

2021



NEW ENGLAND PATRIOTS
GAME RELEASE



NEW ENGLAND PATRIOTS AT BUFFALO BILLS
REGULAR SEASON WEEK 13



NEW ENGLAND PATRIOTS
GAME RELEASE
 REGULAR SEASON WEEK 13
 NEW ENGLAND PATRIOTS AT BUFFALO BILLS



TABLE OF CONTENTS

TEAM INFORMATION

Game Summary 3
 Broadcast Information..... 3
 Media Schedule 3
 2021 Patriots Schedule..... 3
 2021 AFC East Standings..... 3
 2021 Regular Season Statistics..... 4
 2021 Player Participation..... 6
 2021 Game-By-Game Starters & Inactives 7
 Rosters & Depth Chart..... 8
 Matchup Notes 15
 What to Look for This Week 19
 Week 12 Recap 24

INDIVIDUAL AND TEAM NOTES

Robert Kraft 29
 Patriots Team Notes 33
 Home Dominance 39
 Inside the Numbers 40
 Bill Belichick 41
 Patriots Offensive Notes 45
 Patriots Defensive Notes..... 49
 Special Teams Notes..... 57
 Patriots Playoff Notes..... 61
 Patriots Reference Notes 65
 Patriots Football Network 67



NEW ENGLAND PATRIOTS

GAME RELEASE



REGULAR SEASON WEEK 13

NEW ENGLAND PATRIOTS AT BUFFALO BILLS

MEDIA SCHEDULE

ALL TIMES ARE APPROXIMATE

WEDNESDAY, DECEMBER 1

11:00 2-3 Patriots Player Interviews
11:30 Bill Belichick in-person availability
12:35 Media access at practice
4:15 2-3 Patriots player availability

THURSDAY, DECEMBER 2

11:00 2-3 Patriots Player Interviews
12:35 Media access at practice
4:15 2 or 3 players

FRIDAY, DECEMBER 3

11:00 Bill Belichick video conference
11:50 Media access at practice
1:45 Patriots player availability

SATURDAY, DECEMBER 4

TBD

SUNDAY, DECEMBER 5

TBD

MONDAY, DECEMBER 6

Patriots at Buffalo - 8:15 p.m. ET

2021 PATRIOTS SCHEDULE

REGULAR SEASON (8-4)

| | | | | |
|-----------------|----|---------------|-----------|------|
| Sun., Sept. 12 | | Miami | 16-17 | L |
| Sun., Sept. 19 | at | New York Jets | 25-6 | W |
| Sun., Sept. 26 | | New Orleans | 13-28 | L |
| Sun., Oct. 3 | | Tampa Bay | 17-19 | L |
| Sun., Oct. 10 | at | Houston | 25-22 | W |
| Sun., Oct. 17 | | Dallas | 29-35 OT | L |
| Sun., Oct. 24 | | New York Jets | 54-13 | W |
| Sun., Oct. 31 | at | L.A. Chargers | 27-24 | W |
| Sun., Nov. 7 | at | Carolina | 24-6 | W |
| Sun., Nov. 14 | | Cleveland | 45-7 | W |
| Thurs., Nov. 18 | at | Atlanta | 25-0 | W |
| Sun., Nov. 28 | | Tennessee | 36-13 | W |
| Mon., Dec. 6 | at | Buffalo | 8:15 p.m. | ESPN |
| Sun., Dec. 12 | | BYE WEEK | | |
| Sat., Dec. 18 | at | Indianapolis | 8:20 p.m. | NFLN |
| Sun., Dec. 26 | | Buffalo | 1:00 p.m. | CBS* |
| Sun., Jan. 2 | | Jacksonville | 1:00 p.m. | CBS* |
| Sun., Jan. 9 | at | Miami | 1:00 p.m. | CBS* |

*Game time and network subject to change
 #NFLN/Amazon

2021 AFC EAST FINAL STANDINGS

| TEAM | W | L | T | PCT. | PF | PA |
|----------------|---|---|---|------|-----|-----|
| NEW ENGLAND | 8 | 4 | 0 | .667 | 336 | 190 |
| Buffalo Bills | 7 | 4 | 0 | .636 | 326 | 182 |
| Miami Dolphins | 5 | 7 | 0 | .417 | 234 | 279 |
| New York Jets | 3 | 8 | 0 | .273 | 199 | 334 |

GAME SUMMARY

NEW ENGLAND PATRIOTS (8-4) AT BUFFALO BILLS (7-4)

Monday, December 6, 2021 • Highmark Stadium (71,621) • 8:15 p.m. ET

The AFC East-leading New England Patriots will face the Buffalo Bills in a Monday Night Football Game in a battle for first place in the AFC East. Last season, the Bills swept New England for the first time since the 1999 season, including a victory on Monday Night Football on Dec. 28 with a 38-9 win.

The Patriots, who enter this week with the NFL's longest winning streak at six games, will attempt to claim their 35th winning season with a victory. It would be their 24th winning season in the 28 years of ownership under Robert Kraft and the 20th winning season in 22 seasons under head coach Bill Belichick.

The Patriots and Bills enter this week tied for second in the NFL behind Indianapolis (27) with 25 takeaways. The teams have the two best scoring differentials in the NFL with the Patriots at +146 and the Bills at +144.

BROADCAST INFORMATION

TELEVISION: This week's game will be broadcast by ESPN and can be seen locally on WCVB-TV Channel 5. Steve Levy will handle play-by-play duties with Brian Griese and Louis Riddick as the color analysts. Lisa Salters will work from the sidelines. The game will be produced by Phil Dean and directed by Jimmy Platt.

NATIONAL RADIO: Monday's game will be broadcast to a national audience on Westwood One. Kevin Harlan will call the game with Kurt Warner providing analysis.

LOCAL RADIO: 98.5 The Sports Hub is the flagship station for the Patriots Radio Network. A complete listing of the network's 35 stations can be found on page 67. Play-by-play broadcaster Bob Socci will call the action along with former Patriots quarterback Scott Zolak, who will provide color analysis. The games are produced by Marc Cappello.

PATRIOTS HAVE 15 WINNING STREAKS OF 6 OR MORE GAMES SINCE 2001

The Patriots have won six straight games and now have 15 winning streaks of six or more games in a season since 2001, the most in the NFL.

Team Winning Streaks of at least 6 games

| | |
|--------------------|----|
| New England | 15 |
| Green Bay | 8 |
| Indianapolis | 7 |
| New Orleans | 7 |
| Philadelphia | 6 |
| Pittsburgh | 6 |

PATRIOTS LOOKING FOR 35TH WINNING SEASON

The Patriots have 34 seasons since the 1970 merger in which the team has finished above .500, second only to the Pittsburgh Steelers (37). New England also had 19 consecutive winning seasons from 2001-19, the second longest streak in NFL history.

MOST WINNING SEASONS SINCE THE 1970 MERGER

| Team | Seasons |
|-------------------|---------|
| Pittsburgh | 37 |
| New England | 34 |
| Dallas | 33 |
| Minnesota | 31 |
| Miami | 31 |
| Denver | 29 |

MEDIA CONTACTS

Stacey James, Vice President of Communications, staceyj@patriots.com, 508-326-6868

Aaron Salkin, Director of Communications, aarons@patriots.com, 508-326-6870

Stephanie Burnham, Communications Coordinator, stephanieb@patriots.com, 508-431-7773

Michael Jurovaty, Corporate Communications Director, mjurovaty@patriots.com, 508-326-6187



2021 REGULAR SEASON OFFENSIVE STATISTICS

WON 8, LOST 4

| | | | | |
|-------|---|----------|------------------|--------|
| 09/12 | L | 16-17 | Miami | 65,878 |
| 09/19 | W | 25- 6 | at N.Y. Jets | 75,626 |
| 09/26 | L | 13-28 | New Orleans | 65,878 |
| 10/03 | L | 17-19 | Tampa Bay | 65,878 |
| 10/10 | W | 25-22 | at Houston | 68,450 |
| 10/17 | L | 29-35 OT | Dallas | 65,878 |
| 10/24 | W | 54-13 | N.Y. Jets | 65,878 |
| 10/31 | W | 27-24 | at L.A. Chargers | 70,240 |
| 11/07 | W | 24- 6 | at Carolina | 72,203 |
| 11/14 | W | 45- 7 | Cleveland | 65,878 |
| 11/18 | W | 25- 0 | at Atlanta | 68,286 |
| 11/28 | W | 36-13 | Tennessee | 65,878 |
| 12/06 | | | at Buffalo | |
| 12/18 | | | at Indianapolis | |
| 12/26 | | | Buffalo | |
| 01/02 | | | Jacksonville | |
| 01/09 | | | at Miami | |

| | | | |
|--------------------|--|---------|---------|
| TOTAL FIRST DOWNS | | 258 | 215 |
| Rushing | | 88 | 72 |
| Passing | | 141 | 129 |
| Penalty | | 29 | 14 |
| 3rd Down: Made/Att | | 69/152 | 55/152 |
| 3rd Down Pct. | | 45.4 | 36.2 |
| 4th Down: Made/Att | | 4/6 | 11/23 |
| 4th Down Pct. | | 66.7 | 47.8 |
| POSSESSION AVG. | | 30:41 | 29:19 |
| TOTAL NET YARDS | | 4264 | 3800 |
| Avg. Per Game | | 355.3 | 316.7 |
| Total Plays | | 749 | 742 |
| Avg. Per Play | | 5.7 | 5.1 |
| NET YARDS RUSHING | | 1384 | 1389 |
| Avg. Per Game | | 115.3 | 115.8 |
| Total Rushes | | 334 | 312 |
| NET YARDS PASSING | | 2880 | 2411 |
| Avg. Per Game | | 240.0 | 200.9 |
| Sacked/Yards Lost | | 24/204 | 30/208 |
| Gross Yards | | 3084 | 2619 |
| Att./Completions | | 391/277 | 400/237 |
| Completion Pct. | | 70.8 | 59.3 |
| Had Intercepted | | 8 | 19 |
| PUNTS/AVERAGE | | 36/45.8 | 40/47.3 |
| NET PUNTING AVG. | | 36/41.0 | 40/38.4 |
| PENALTIES/YARDS | | 67/619 | 82/695 |
| FUMBLES/BALL LOST | | 12/7 | 13/6 |
| TOUCHDOWNS | | 35 | 22 |
| Rushing | | 14 | 6 |
| Passing | | 18 | 14 |
| Returns | | 3 | 2 |

| * SCORE BY PERIODS | Q1 | Q2 | Q3 | Q4 | OT | PTS |
|--------------------|----|-----|----|-----|----|-----|
| TEAM | 62 | 105 | 54 | 115 | 0 | 336 |
| OPPONENTS | 44 | 61 | 44 | 35 | 6 | 190 |

| * SCORING | TD | Ru | Pa | Rt | K-PAT | FG | S | PTS |
|------------|----|----|----|----|-------|-------|---|-----|
| Folk | 0 | 0 | 0 | 0 | 29/33 | 31/34 | 0 | 122 |
| Harris | 8 | 8 | 0 | 0 | | | 0 | 48 |
| Henry | 7 | 0 | 7 | 0 | | | 0 | 42 |
| Bourne | 5 | 0 | 5 | 0 | | | 0 | 30 |
| Agholor | 3 | 0 | 3 | 0 | | | 0 | 18 |
| Stevenson | 3 | 3 | 0 | 0 | | | 0 | 18 |
| Taylor | 2 | 2 | 0 | 0 | | | 0 | 12 |
| Meyers | 1 | 0 | 1 | 0 | | | 0 | 10 |
| Bolden | 1 | 0 | 1 | 0 | | | 0 | 6 |
| J. Jackson | 1 | 0 | 0 | 1 | | | 0 | 6 |
| Phillips | 1 | 0 | 0 | 1 | | | 0 | 6 |
| J. Smith | 1 | 0 | 1 | 0 | | | 0 | 6 |
| Van Noy | 1 | 0 | 0 | 1 | | | 0 | 6 |
| White | 1 | 1 | 0 | 0 | | | 0 | 6 |
| TEAM | 35 | 14 | 18 | 3 | 29/33 | 31/34 | 0 | 336 |
| OPPONENTS | 22 | 6 | 14 | 2 | 16/19 | 14/23 | 0 | 190 |

| * PASSING | Att | Cmp | Yds | Cmp% | Yds/Att | TD | TD% | Int | Int% | Long | Sack/Lost | Rating |
|-----------|-----|-----|------|-------|---------|----|-------|-----|------|------|-----------|--------|
| M. Jones | 381 | 268 | 2850 | 70.3 | 7.48 | 16 | 4.2 | 8 | 2.1 | 75t | 24/ 204 | 97.1 |
| Hoyer | 7 | 6 | 164 | 85.7 | 23.43 | 1 | 14.3 | 0 | 0.0 | 48 | 0/ 0 | 158.3 |
| Meyers | 2 | 2 | 45 | 100.0 | 22.50 | 0 | 0.0 | 0 | 0.0 | 30 | 0/ 0 | 118.8 |
| Bourne | 1 | 1 | 25 | 100.0 | 25.00 | 1 | 100.0 | 0 | 0.0 | 25t | 0/ 0 | 158.3 |
| TEAM | 391 | 277 | 3084 | 70.8 | 7.89 | 18 | 4.6 | 8 | 2.0 | 75t | 24/ 204 | 100.8 |
| OPPONENTS | 400 | 237 | 2619 | 59.3 | 6.55 | 14 | 3.5 | 19 | 4.8 | 67t | 30/ 208 | 70.6 |

| * RUSHING | No. | Yds | Avg | Long | TD |
|-----------|-----|------|------|------|----|
| Harris | 154 | 643 | 4.2 | 35 | 8 |
| Stevenson | 76 | 351 | 4.6 | 21 | 3 |
| Bolden | 26 | 141 | 5.4 | 24 | 0 |
| Bourne | 6 | 78 | 13.0 | 17 | 0 |
| M. Jones | 27 | 71 | 2.6 | 13 | 0 |
| White | 10 | 38 | 3.8 | 10 | 1 |
| Taylor | 19 | 37 | 1.9 | 15 | 2 |
| J. Smith | 5 | 29 | 5.8 | 9 | 0 |
| Agholor | 2 | 5 | 2.5 | 4 | 0 |
| Hoyer | 9 | -9 | -1.0 | -1 | 0 |
| TEAM | 334 | 1384 | 4.1 | 35 | 14 |
| OPPONENTS | 312 | 1389 | 4.5 | 75 | 6 |

| * RECEIVING | No. | Yds | Avg | Long | TD |
|-------------|-----|------|------|------|----|
| Meyers | 59 | 620 | 10.5 | 38 | 1 |
| Bourne | 42 | 623 | 14.8 | 75t | 5 |
| Henry | 35 | 394 | 11.3 | 33 | 7 |
| Agholor | 32 | 416 | 13.0 | 44 | 3 |
| Bolden | 31 | 296 | 9.5 | 28 | 1 |
| J. Smith | 25 | 259 | 10.4 | 28 | 1 |
| Harris | 13 | 84 | 6.5 | 21 | 0 |
| Stevenson | 12 | 117 | 9.8 | 41 | 0 |
| White | 12 | 94 | 7.8 | 28 | 0 |
| Harry | 8 | 117 | 14.6 | 28 | 0 |
| Taylor | 4 | 8 | 2.0 | 5 | 0 |
| Johnson | 3 | 34 | 11.3 | 29 | 0 |
| Olszewski | 1 | 22 | 22.0 | 22 | 0 |
| TEAM | 277 | 3084 | 11.1 | 75t | 18 |
| OPPONENTS | 237 | 2619 | 11.1 | 67t | 14 |

| * INTERCEPTIONS | No. | Yds | Avg | Long | TD |
|-----------------|-----|-----|------|------|----|
| J. Jackson | 7 | 92 | 13.1 | 88t | 1 |
| Phillips | 4 | 39 | 9.8 | 26t | 1 |
| Dugger | 3 | 80 | 26.7 | 37 | 0 |
| D. McCourty | 2 | 22 | 11.0 | 22 | 0 |
| Van Noy | 1 | 35 | 35.0 | 35t | 1 |
| Collins LG | 1 | 1 | 1.0 | 1 | 0 |
| Collins TM | 1 | 1 | 1.0 | 1 | 0 |
| J. Jones | 1 | 0 | 0.0 | 0 | 0 |
| TEAM | 19 | 269 | 14.2 | 88t | 3 |
| OPPONENTS | 8 | 190 | 23.8 | 46 | 2 |

| * PUNTING | No. | Yds | Avg | Net | TB | In | Lg | B |
|----------------|-----|------|------|------|------|----|----|---|
| Bailey | 34 | 1648 | 48.5 | 41.0 | 4 | 19 | 68 | 2 |
| TEAM | 36 | 1648 | 45.8 | 41.0 | 4 | 19 | 68 | 2 |
| OPPONENTS | 40 | 1892 | 47.3 | 38.4 | 3 | 4 | 62 | 0 |
| * PUNT RETURNS | Ret | FC | Yds | Avg | Long | TD | | |
| Olszewski | 23 | 4 | 288 | 12.5 | 27 | 0 | | |
| Meyers | 1 | 2 | 7 | 7.0 | 7 | 0 | | |
| TEAM | 24 | 6 | 295 | 12.3 | 27 | 0 | | |
| OPPONENTS | 11 | 11 | 93 | 8.5 | 25 | 0 | | |

| * KICKOFF RETURNS | No. | Yds | Avg | Long | TD |
|-------------------|-----|-----|------|------|----|
| Olszewski | 13 | 326 | 25.1 | 37 | 0 |
| Bolden | 3 | 62 | 20.7 | 25 | 0 |
| D. McCourty | 1 | 18 | 18.0 | 18 | 0 |
| Taylor | 1 | 25 | 25.0 | 25 | 0 |
| TEAM | 18 | 431 | 23.9 | 37 | 0 |
| OPPONENTS | 42 | 901 | 21.5 | 38 | 0 |

| * FIELD GOALS | 1-19 | 20-29 | 30-39 | 40-49 | 50+ |
|---------------|---------------------------|----------------------|---|------------|--|
| Folk | 0/ 0 | 8/ 8 | 10/10 | 8/ 8 | 5/ 8 |
| TEAM | 0/ 0 | 8/ 8 | 10/10 | 8/ 8 | 5/ 8 |
| OPPONENTS | 0/ 0 | 3/ 3 | 4/ 6 | 7/ 9 | 0/ 5 |
| Folk: | (27G, 42G, 33G) | (46G, 49G, 32G, 26G) | (45G, 26G) | (27G, 56N) | (52G, 52G, 32G, 21G) () (39G, 50G) (24G, 48G, 48G, 30G) (37G, 54N) (38G) (32G, 44G, 53G, 33G) (22G, 37G, 44G, 53N, 28G, 52G) |
| OPP: | (48G) (21G, 53N, 35G) | (52N, 36N) | (29G, 36N, 44G, 27G, 48G) (33G, 56N) (30G, 45G, 51N, 49G) (48N) (48G) (39G, 49G) () (50N) (44N) | | |
| 2-Pt Conv: | Meyers 2, TM 2-2, OPP 0-2 | | | | |



2021 REGULAR SEASON DEFENSIVE STATISTICS

| PLAYER Name | TACKLES | | | SACKS | | | INTERCEPTIONS | | | | FUMBLES | | | | SP. TEAMS | | | | |
|-------------------|------------|------------|------------|-------------|--------------|-----------|---------------|------------|----------|-----------|-----------|----------|----------|----------|-----------|-----------|-----------|----------|----------|
| | TT | UT | A | S | Yds | QH | Int | Yds | TD | PD | FF | FR | Yds | TD | TT | UT | A | FF | FR |
| Kyle Dugger | 75 | 58 | 17 | 0.0 | 0.0 | 1 | 3 | 80 | 0 | 4 | 0 | 1 | 0 | 0 | 7 | 6 | 1 | 0 | 0 |
| JaWhaun Bentley | 72 | 52 | 20 | 1.0 | 0.0 | 5 | 0 | 0 | 0 | 2 | 3 | 0 | 0 | 0 | 1 | 1 | 0 | 0 | 0 |
| Adrian Phillips | 53 | 30 | 23 | 0.0 | 0.0 | 1 | 4 | 39 | 1 | 5 | 1 | 0 | 0 | 0 | 4 | 3 | 1 | 0 | 0 |
| Matthew Judon | 46 | 28 | 18 | 11.5 | 76.0 | 24 | 0 | 0 | 0 | 0 | 0 | 1 | 0 | 0 | 0 | 0 | 0 | 0 | 0 |
| Dont'a Hightower | 45 | 29 | 16 | 0.5 | 4.5 | 3 | 0 | 0 | 0 | 1 | 0 | 0 | 0 | 0 | 0 | 0 | 0 | 0 | 0 |
| Devin McCourty | 43 | 31 | 12 | 0.0 | 0.0 | 0 | 2 | 22 | 0 | 8 | 0 | 0 | 0 | 0 | 0 | 0 | 0 | 0 | 0 |
| J.C. Jackson | 42 | 34 | 8 | 0.0 | 0.0 | 0 | 7 | 92 | 1 | 16 | 1 | 0 | 0 | 0 | 0 | 0 | 0 | 0 | 0 |
| Kyle Van Noy | 40 | 28 | 12 | 4.0 | 31.0 | 4 | 1 | 35 | 1 | 9 | 2 | 1 | 0 | 0 | 0 | 0 | 0 | 0 | 0 |
| Lawrence Guy | 40 | 24 | 16 | 1.5 | 9.0 | 4 | 0 | 0 | 0 | 0 | 0 | 0 | 0 | 0 | 0 | 0 | 0 | 0 | 0 |
| Davon Godchaux | 38 | 19 | 19 | 1.0 | 7.0 | 5 | 0 | 0 | 0 | 0 | 1 | 0 | 0 | 0 | 0 | 0 | 0 | 0 | 0 |
| Deatrich Wise Jr. | 33 | 22 | 11 | 2.0 | 14.5 | 7 | 0 | 0 | 0 | 4 | 1 | 0 | 0 | 0 | 0 | 0 | 0 | 0 | 0 |
| Jalen Mills | 32 | 24 | 8 | 0.0 | 0.0 | 0 | 0 | 0 | 0 | 5 | 0 | 1 | 0 | 0 | 0 | 0 | 0 | 0 | 0 |
| Christian Barmore | 29 | 16 | 13 | 0.5 | 4.0 | 6 | 0 | 0 | 0 | 2 | 0 | 0 | 0 | 0 | 0 | 0 | 0 | 0 | 0 |
| Myles Bryant | 23 | 14 | 9 | 1.0 | 8.0 | 2 | 0 | 0 | 0 | 1 | 1 | 0 | 0 | 0 | 0 | 0 | 0 | 0 | 0 |
| Jonathan Jones | 18 | 13 | 5 | 0.0 | 0.0 | 0 | 1 | 0 | 0 | 3 | 0 | 0 | 0 | 0 | 2 | 2 | 0 | 0 | 0 |
| Joejuan Williams | 18 | 13 | 5 | 0.0 | 0.0 | 1 | 0 | 0 | 0 | 5 | 0 | 0 | 0 | 0 | 1 | 1 | 0 | 0 | 0 |
| Carl Davis Jr. | 15 | 9 | 6 | 1.0 | 9.0 | 1 | 0 | 0 | 0 | 0 | 0 | 0 | 0 | 0 | 0 | 0 | 0 | 0 | 0 |
| Josh Uche | 10 | 8 | 2 | 3.0 | 23.0 | 4 | 0 | 0 | 0 | 0 | 0 | 1 | 0 | 0 | 0 | 0 | 0 | 0 | 0 |
| Jamie Collins | 7 | 6 | 1 | 1.0 | 8.0 | 2 | 1 | 1 | 0 | 1 | 0 | 0 | 0 | 0 | 0 | 0 | 0 | 0 | 0 |
| Jahlani Tavai | 4 | 2 | 2 | 0.0 | 0.0 | 0 | 0 | 0 | 0 | 0 | 0 | 1 | 0 | 0 | 5 | 1 | 4 | 0 | 0 |
| Chase Winovich | 3 | 2 | 1 | 0.0 | 0.0 | 1 | 0 | 0 | 0 | 0 | 0 | 0 | 0 | 0 | 4 | 2 | 2 | 0 | 0 |
| Henry Anderson | 3 | 3 | 0 | 0.0 | 0.0 | 0 | 0 | 0 | 0 | 0 | 0 | 0 | 0 | 0 | 0 | 0 | 0 | 0 | 0 |
| Justin Bethel | 3 | 3 | 0 | 0.0 | 0.0 | 0 | 0 | 0 | 0 | 1 | 0 | 0 | 0 | 0 | 5 | 3 | 2 | 0 | 0 |
| Tashawn Bower | 3 | 1 | 2 | 1.0 | 6.0 | 1 | 0 | 0 | 0 | 0 | 0 | 0 | 0 | 0 | 0 | 0 | 0 | 0 | 0 |
| Calvin Munson | 3 | 1 | 2 | 0.0 | 0.0 | 0 | 0 | 0 | 0 | 0 | 0 | 0 | 0 | 0 | 6 | 5 | 1 | 0 | 0 |
| Daniel Ekuale | 1 | 1 | 0 | 1.0 | 8.0 | 1 | 0 | 0 | 0 | 0 | 0 | 0 | 0 | 0 | 0 | 0 | 0 | 0 | 0 |
| Harvey Langi | 1 | 0 | 1 | 0.0 | 0.0 | 0 | 0 | 0 | 0 | 0 | 0 | 0 | 0 | 0 | 2 | 1 | 1 | 0 | 0 |
| Shaun Wade | 1 | 0 | 1 | 0.0 | 0.0 | 0 | 0 | 0 | 0 | 0 | 0 | 0 | 0 | 0 | 0 | 0 | 0 | 0 | 0 |
| Brandon King | 0 | 0 | 0 | 0.0 | 0.0 | 0 | 0 | 0 | 0 | 0 | 0 | 0 | 0 | 0 | 8 | 3 | 5 | 0 | 0 |
| Brandon Bolden | 0 | 0 | 0 | 0.0 | 0.0 | 0 | 0 | 0 | 0 | 0 | 0 | 0 | 0 | 0 | 6 | 4 | 2 | 0 | 0 |
| Cody Davis | 0 | 0 | 0 | 0.0 | 0.0 | 0 | 0 | 0 | 0 | 0 | 0 | 0 | 0 | 0 | 10 | 6 | 4 | 0 | 0 |
| Joe Cardona | 0 | 0 | 0 | 0.0 | 0.0 | 0 | 0 | 0 | 0 | 0 | 0 | 0 | 0 | 0 | 1 | 1 | 0 | 0 | 0 |
| Gunner Olszewski | 0 | 0 | 0 | 0.0 | 0.0 | 0 | 0 | 0 | 0 | 0 | 0 | 0 | 0 | 0 | 3 | 1 | 2 | 0 | 0 |
| Matthew Slater | 0 | 0 | 0 | 0.0 | 0.0 | 0 | 0 | 0 | 0 | 0 | 0 | 0 | 0 | 0 | 8 | 3 | 5 | 0 | 0 |
| | 701 | 471 | 230 | 30.0 | 208.0 | 73 | 19 | 269 | 3 | 67 | 10 | 6 | 0 | 0 | 73 | 43 | 30 | 0 | 0 |

| FUMBLES - LOST (12-7) | | | | |
|-----------------------|-----------|----------|----------|----------|
| | Own | | | |
| | No. | Lost | Rec | O.B. |
| Mac Jones | 4 | 2 | 1 | 0 |
| Damien Harris | 2 | 2 | 0 | 0 |
| Jonnu Smith | 1 | 0 | 1 | 0 |
| Kendrick Bourne | 1 | 1 | 0 | 0 |
| Rhamondre Stevenson | 1 | 1 | 0 | 0 |
| J.J. Taylor | 1 | 1 | 0 | 0 |
| David Andrews | 0 | 0 | 1 | 0 |
| Brandon Bolden | 1 | 0 | 0 | 0 |
| Gunner Olszewski | 1 | 0 | 1 | 0 |
| Yasir Durant | 0 | 0 | 1 | 0 |
| | 12 | 7 | 5 | 0 |

| KEY | |
|-----------------------|--------------------------------------|
| TT-Total Tackles | Int/Yds-Interceptions/Yards Returned |
| UT-Unassisted Tackles | PD-Passes Defensed |
| A-Assisted Tackles | FF-Forced Fumbles |

| BLOCKED KICKS | | |
|---------------|----|---|
| XP | FG | P |
| | | |
| Totals | | |



NEW ENGLAND PATRIOTS 2021 STATS PACK PATRIOTS PARTICIPATION

| Player | Regular Season | | | | | | | | | | | | | | | | | | | | | | |
|----------------------|----------------|------------|-----------|-----------|---------------------------------------|--------|-----|-----|--------|-----|-----|--------|--------|-----|--------|-----|--------|--------|-----|-----|--------|--|--|
| | GP | GS | DNP | INA | MIA | at NYJ | NO | TB | at HOU | DAL | NYJ | at LAC | at CAR | CLE | at ATL | TEN | at BUF | at IND | BUF | JAX | at MIA | | |
| Agholor, Nelson | 12 | 10 | 0 | 0 | WR | WR | WR | WR | WR | sub | WR | WR | WR | sub | WR | WR | | | | | | | |
| Anderson, Henry | 4 | 0 | 0 | 0 | sub | sub | sub | sub | IR | IR | IR | IR | IR | IR | IR | | | | | | | | |
| Andrews, David | 12 | 12 | 0 | 0 | C | C | C | C | C | C | C | C | C | C | C | | | | | | | | |
| Asiasi, Devin | 1 | 0 | 0 | 11 | X | X | X | X | X | X | X | X | X | sub | X | X | | | | | | | |
| Bailey, Jake | 12 | 0 | 0 | 0 | sub | sub | sub | sub | sub | sub | sub | sub | sub | sub | sub | sub | | | | | | | |
| Barmore, Christian | 12 | 2 | 0 | 0 | sub | sub | sub | sub | sub | sub | DE | sub | sub | DE | sub | sub | | | | | | | |
| Bentley, Ja'Whaun | 11 | 11 | 0 | 1 | LB | LB | LB | X | LB | LB | LB | LB | LB | LB | LB | LB | | | | | | | |
| Bethel, Justin | 12 | 0 | 0 | 0 | sub | sub | sub | sub | sub | sub | sub | sub | sub | sub | sub | sub | | | | | | | |
| Bolden, Brandon | 12 | 1 | 0 | 0 | sub | sub | sub | sub | sub | sub | sub | sub | RB | sub | sub | sub | | | | | | | |
| Bourne, Kendrick | 12 | 2 | 0 | 0 | sub | sub | WR | WR | sub | sub | sub | sub | sub | sub | sub | sub | | | | | | | |
| Bower, Tashawn | 2 | 0 | 0 | 0 | ps | sub | ps | ps | ps | ps | ps | ps | ps | sub | ps | | | | | | | | |
| Brown, Trent | 4 | 4 | 0 | 3 | RT | X | X | X | IR | IR | IR | IR | RT | RT | RT | | | | | | | | |
| Bryant, Myles | 8 | 0 | 0 | 0 | ps | ps | ps | sub | sub | ps | sub | sub | sub | sub | sub | sub | | | | | | | |
| Cajuste, Yodny | 7 | 2 | 4 | 1 | X | sub | sub | dnp | RT | RT | sub | sub | dnp | sub | dnp | dnp | | | | | | | |
| Cardona, Joe | 12 | 0 | 0 | 0 | sub | sub | sub | sub | sub | sub | sub | sub | sub | sub | sub | sub | | | | | | | |
| Collins, Jamie | 5 | 0 | 0 | 0 | signed 10/6/21 | | | | sub | sub | sub | sub | sub | IR | IR | IR | | | | | | | |
| Davis, Carl | 12 | 3 | 0 | 0 | sub | sub | sub | sub | sub | sub | DT | sub | DT | sub | sub | DE | | | | | | | |
| Davis, Cody | 12 | 0 | 0 | 0 | sub | sub | sub | sub | sub | sub | sub | sub | sub | sub | sub | sub | | | | | | | |
| Dugger, Kyle | 12 | 10 | 0 | 0 | DB | DB | DB | DB | DB | S | S | S | sub | sub | DB | S | | | | | | | |
| Durant, Yasir | 6 | 1 | 0 | 6 | sub | RT | sub | sub | sub | sub | X | X | X | X | X | X | | | | | | | |
| Ekuale, Daniel | 2 | 0 | 0 | 0 | ps | ps | ps | ps | ps | ps | sub | sub | ps | ps | ps | ps | | | | | | | |
| Ferentz, James | 3 | 2 | 2 | 0 | ps | ps | ps | ps | LG | LG | sub | dnp | dnp | ps | ps | ps | | | | | | | |
| Folk, Nick | 12 | 0 | 0 | 0 | sub | sub | sub | sub | sub | sub | sub | sub | sub | sub | sub | sub | | | | | | | |
| Godchaux, Davon | 12 | 11 | 0 | 0 | DT | DT | DT | DT | DT | DT | sub | DT | DT | DT | DT | DT | | | | | | | |
| Guy, Lawrence | 12 | 12 | 0 | 0 | DE | DE | DE | DE | DE | DE | DE | DE | DE | DE | DE | DE | | | | | | | |
| Harris, Damien | 11 | 11 | 0 | 1 | RB | RB | RB | RB | RB | RB | RB | RB | RB | X | RB | RB | | | | | | | |
| Harry, N'Keal | 8 | 3 | 0 | 1 | IR | IR | IR | sub | sub | WR | sub | sub | X | WR | WR | sub | | | | | | | |
| Henry, Hunter | 12 | 7 | 0 | 0 | TE | TE | sub | TE | TE | TE | sub | TE | sub | TE | sub | sub | | | | | | | |
| Herron, Justin | 11 | 4 | 1 | 0 | sub | sub | RT | RT | LT | LT | sub | sub | sub | sub | dnp | sub | | | | | | | |
| Hightower, Dont'a | 11 | 11 | 0 | 1 | LB | LB | LB | LB | LB | X | LB | LB | LB | LB | LB | LB | | | | | | | |
| Hoyer, Brian | 4 | 0 | 8 | 0 | dnp | dnp | dnp | dnp | dnp | dnp | sub | dnp | sub | sub | dnp | sub | | | | | | | |
| Jackson, J.C. | 12 | 12 | 0 | 0 | LCB | LCB | LCB | LCB | LCB | LCB | LCB | LCB | LCB | LCB | LCB | LCB | | | | | | | |
| Johnson, Jakob | 12 | 5 | 0 | 0 | sub | FB | sub | sub | sub | FB | FB | sub | sub | FB | FB | sub | | | | | | | |
| Jones, Jonathan | 6 | 1 | 0 | 0 | sub | sub | sub | sub | sub | DB | IR | IR | IR | IR | IR | IR | | | | | | | |
| Jones, Mac | 12 | 12 | 0 | 0 | QB | QB | QB | QB | QB | QB | QB | QB | QB | QB | QB | QB | | | | | | | |
| Judon, Matt | 12 | 12 | 0 | 0 | LB | LB | LB | LB | LB | LB | LB | LB | LB | LB | LB | LB | | | | | | | |
| Karras, Ted | 12 | 8 | 0 | 0 | sub | sub | sub | sub | RG | RG | LG | LG | LG | LG | LG | LG | | | | | | | |
| King, Brandon | 11 | 0 | 0 | 1 | sub | sub | sub | sub | sub | sub | sub | X | sub | sub | sub | sub | | | | | | | |
| LaCosse, Matt | 1 | 0 | 0 | 0 | ps | ps | ps | ps | ps | ps | ps | ps | ps | sub | ps | ps | | | | | | | |
| Langi, Harvey | 7 | 1 | 0 | 0 | sub | sub | sub | sub | sub | sub | LB | IR | IR | IR | IR | IR | | | | | | | |
| Mason, Shaq | 10 | 10 | 0 | 2 | RG | RG | RG | RG | X | X | RG | RG | RG | RG | RG | RG | | | | | | | |
| McCourty, Devin | 12 | 12 | 0 | 0 | S | S | S | S | S | S | S | S | S | S | S | S | | | | | | | |
| Meyers, Jakobi | 12 | 11 | 0 | 0 | WR | WR | WR | WR | WR | sub | WR | WR | WR | WR | WR | WR | | | | | | | |
| Mills, Jalen | 11 | 11 | 0 | 1 | RCB | RCB | RCB | RCB | X | RCB | RCB | RCB | RCB | RCB | RCB | RCB | | | | | | | |
| Munson, Calvin | 5 | 0 | 0 | 0 | signed off Miami practice squad 10/27 | | | | | | | sub | sub | sub | sub | sub | sub | | | | | | |
| Nordin, Quinn | 0 | 0 | 0 | 1 | X | IR | IR | IR | IR | IR | IR | IR | IR | IR | IR | IR | | | | | | | |
| Olshewski, Gunner | 10 | 0 | 0 | 2 | sub | sub | sub | sub | sub | sub | sub | sub | sub | X | X | sub | | | | | | | |
| Onwenu, Mike | 11 | 7 | 0 | 0 | LG | LG | LG | LG | * | sub | RT | RT | RT | sub | sub | sub | | | | | | | |
| Perkins, Ronnie | 0 | 0 | 0 | 12 | X | X | X | X | X | X | X | X | X | X | X | X | | | | | | | |
| Phillips, Adrian | 12 | 9 | 0 | 0 | S | S | S | S | S | sub | sub | S | S | S | S | sub | | | | | | | |
| Redmond, Alex | 0 | 0 | 1 | 0 | ps | ps | ps | ps | dnp | ps | ps | ps | ps | ps | ps | ps | | | | | | | |
| Sherman, William | 1 | 0 | 0 | 0 | ps | ps | ps | ps | sub | ps | ps | ps | ps | ps | ps | ps | | | | | | | |
| Slater, Matthew | 12 | 0 | 0 | 0 | sub | sub | sub | sub | sub | sub | sub | sub | sub | sub | sub | sub | | | | | | | |
| Smith, Jonnu | 11 | 9 | 0 | 1 | TE | sub | TE | sub | TE | TE | TE | TE | TE | X | TE | TE | | | | | | | |
| Stevenson, Rhamondre | 8 | 1 | 0 | 4 | sub | X | X | X | sub | sub | X | sub | sub | RB | sub | sub | | | | | | | |
| Stidham, Jarrett | 0 | 0 | 0 | 3 | pup | pup | pup | pup | pup | pup | pup | pup | pup | X | X | X | | | | | | | |
| Taylor, J.J. | 5 | 0 | 0 | 7 | X | sub | sub | sub | X | X | sub | X | X | sub | X | X | | | | | | | |
| Tavai, Jahlani | 9 | 0 | 0 | 0 | ps | ps | sub | sub | ps | sub | sub | sub | sub | sub | sub | sub | | | | | | | |
| Uche, Josh | 9 | 0 | 0 | 1 | sub | sub | X | sub | sub | sub | sub | sub | sub | sub | IR | IR | IR | | | | | | |
| Van Noy, Kyle | 11 | 5 | 0 | 1 | sub | X | sub | LB | sub | sub | LB | sub | LB | LB | sub | LB | | | | | | | |
| Wade, Shaun | 2 | 0 | 0 | 10 | X | X | X | X | X | X | X | X | X | X | X | sub | | | | | | | |
| White, James | 3 | 0 | 0 | 0 | sub | sub | sub | IR | IR | IR | IR | IR | IR | IR | IR | IR | | | | | | | |
| Wilkerson, Kristian | 1 | 0 | 0 | 0 | ps | ps | ps | ps | ps | ps | ps | ps | sub | ps | ps | ps | | | | | | | |
| Williams, Joejuan | 10 | 1 | 0 | 2 | sub | sub | sub | X | CB | X | sub | sub | sub | sub | sub | sub | | | | | | | |
| Winovich, Chase | 8 | 0 | 0 | 0 | sub | sub | sub | sub | sub | sub | IR | IR | IR | IR | sub | sub | | | | | | | |
| Wise Jr., Deatrich | 12 | 7 | 0 | 0 | DE | DE | DE | DE | DE | sub | DE | sub | DE | sub | sub | sub | | | | | | | |
| Wynn, Isaiah | 11 | 10 | 0 | 0 | LT | LT | LT | LT | * | sub | LT | LT | LT | LT | LT | LT | | | | | | | |
| Totals | 559 | 263 | 16 | 73 | | | | | | | | | | | | | | | | | | | |

X - inactive / CAPS - starters / sub - played / dnp - did not play / PS - Practice Squad / * - COVID deactivation

KEY:

Not on active roster



NEW ENGLAND PATRIOTS 2021 STATS PACK

GAME-BY-GAME STARTERS

| 2021 OFFENSIVE STARTERS BY GAME | | | | | | | | | | | | |
|---------------------------------|------------------|-----------|-----------|---------|---------|-----------|-----------|--------------|--------------|--------------|----------|-----------|
| Date | Opponent | WR | LT | LG | C | RG | RT | TE | TE | WR | QB | RB |
| 09/12 | Miami | Agholor | Wynn | Onwenu | Andrews | Mason | Brown | Henry | Smith | Meyers | Jones | Harris |
| 09/19 | at N.Y. Jets | Agholor | Wynn | Onwenu | Andrews | Mason | Durant | Henry | Johnson (FB) | Meyers | Jones | Harris |
| 09/26 | New Orleans | Agholor | Wynn | Onwenu | Andrews | Mason | Herron | Bourne (WR) | Smith | Meyers | Jones | Harris |
| 10/03 | Tampa Bay | Agholor | Wynn | Onwenu | Andrews | Mason | Herron | Henry | Bourne (WR) | Meyers | Jones | Harris |
| 10/10 | at Houston | Agholor | Herron | Ferentz | Andrews | Karras | Cajuste | Henry | Smith | Meyers | Jones | Harris |
| 10/17 | Dallas | Harry | Herron | Ferentz | Andrews | Karras | Cajuste | Henry | Smith | Johnson (FB) | Jones | Harris |
| 10/24 | N.Y. Jets | Agholor | Wynn | Karras | Andrews | Mason | Onwenu | Johnson (FB) | Smith | Meyers | Jones | Harris |
| 10/31 | at L.A. Chargers | Agholor | Wynn | Karras | Andrews | Mason | Onwenu | Henry | Smith | Meyers | Jones | Harris |
| 11/07 | at Carolina | Agholor | Wynn | Karras | Andrews | Mason | Onwenu | Bolden (RB) | Smith | Meyers | Jones | Harris |
| 11/14 | Cleveland | Harry | Wynn | Karras | Andrews | Mason | Brown | Henry | Johnson (FB) | Meyers | Jones | Stevenson |
| 11/18 | at Atlanta | Agholor | Wynn | Karras | Andrews | Mason | Brown | Harry (WR) | Smith | Meyers | Jones | Harris |
| 11/28 | Tennessee | Harry | Wynn | Karras | Andrews | Mason | Brown | Agholor (WR) | Bourne (WR) | Meyers | Jones | Harris |
| 12/06 | at Buffalo | | | | | | | | | | | |
| 12/18 19 | at Indianapolis | | | | | | | | | | | |
| 12/26 | Buffalo | | | | | | | | | | | |
| 01/02 | Jacksonville | | | | | | | | | | | |
| 01/09 | at Miami | | | | | | | | | | | |
| 2021 DEFENSIVE STARTERS BY GAME | | | | | | | | | | | | |
| Date | Opponent | DL | DL | DL | LB | LB | LB | DB | LCB | RCB | S | S |
| 09/12 | Miami | Wise | Godchaux | Guy | Judon | Bentley | Hightower | Dugger | Jackson | Mills | Phillips | McCourty |
| 09/19 | at N.Y. Jets | Wise | Godchaux | Guy | Judon | Bentley | Hightower | Dugger | Jackson | Mills | Phillips | McCourty |
| 09/26 | New Orleans | Wise | Godchaux | Guy | Judon | Bentley | Hightower | Dugger | Jackson | Mills | Phillips | McCourty |
| 10/03 | Tampa Bay | Wise | Godchaux | Guy | Judon | Van Noy | Hightower | Dugger | Jackson | Mills | Phillips | McCourty |
| 10/10 | at Houston | Wise | Godchaux | Guy | Judon | Bentley | Hightower | Dugger | Jackson | Williams | Phillips | McCourty |
| 10/17 | Dallas | Wise | Godchaux | Guy | Judon | Bentley | Hightower | Jones | Jackson | Mills | Dugger | McCourty |
| 10/24 | N.Y. Jets | Barmore | Ca. Davis | Guy | Judon | Bentley | Van Noy | Langi (LB) | Jackson | Mills | Dugger | McCourty |
| 10/31 | at L.A. Chargers | Wise | Godchaux | Guy | Judon | Bentley | Hightower | Dugger | Jackson | Mills | Phillips | McCourty |
| 11/07 | at Carolina | Ca. Davis | Godchaux | Guy | Judon | Bentley | Hightower | Van Noy (LB) | Jackson | Mills | Phillips | McCourty |
| 11/14 | Cleveland | Barmore | Godchaux | Guy | Judon | Bentley | Hightower | Van Noy (LB) | Jackson | Mills | Phillips | McCourty |
| 11/18 | at Atlanta | Wise | Godchaux | Guy | Judon | Bentley | Hightower | Dugger | Jackson | Mills | Phillips | McCourty |
| 11/28 | Tennessee | Ca. Davis | Godchaux | Guy | Judon | Bentley | Hightower | Van Noy (LB) | Jackson | Mills | Dugger | McCourty |
| 12/06 | at Buffalo | | | | | | | | | | | |
| 12/18 19 | at Indianapolis | | | | | | | | | | | |
| 12/26 | Buffalo | | | | | | | | | | | |
| 01/02 | Jacksonville | | | | | | | | | | | |
| 01/09 | at Miami | | | | | | | | | | | |
| 2021 GAME-BY-GAME INACTIVES | | | | | | | | | | | | |
| Date | Opponent | | | | | | | | | | | |
| 09/12 | Miami | Asiasi | Perkins | Wade | Cajuste | Taylor | Nordin | | | | | |
| 09/19 | at N.Y. Jets | Asiasi | Perkins | Wade | Brown | Stevenson | Van Noy | | | | | |
| 09/26 | New Orleans | Asiasi | Perkins | Wade | Brown | Stevenson | Uche | | | | | |
| 10/03 | Tampa Bay | Asiasi | Perkins | Wade | Brown | Stevenson | Bentley | Williams | | | | |
| 10/10 | at Houston | Asiasi | Perkins | Wade | Mason | Taylor | Mills | | | | | |
| 10/17 | Dallas | Asiasi | Perkins | Wade | Mason | Taylor | Williams | | | | | |
| 10/24 | N.Y. Jets | Asiasi | Perkins | Wade | Durant | Stevenson | Hightower | | | | | |
| 10/31 | at L.A. Chargers | Asiasi | Perkins | Wade | Durant | Taylor | King | | | | | |
| 11/07 | at Carolina | Asiasi | Perkins | Wade | Durant | Taylor | Harry | | | | | |
| 11/14 | Cleveland | Stidham | Perkins | Wade | Durant | Harris | Olszewski | Smith | | | | |
| 11/18 | at Atlanta | Asiasi | Perkins | Stidham | Durant | Taylor | | | | | | |
| 11/28 | Tennessee | Asiasi | Perkins | Stidham | Durant | Taylor | | | | | | |
| 12/06 | at Buffalo | | | | | | | | | | | |
| 12/18 19 | at Indianapolis | | | | | | | | | | | |
| 12/26 | Buffalo | | | | | | | | | | | |
| 01/02 | Jacksonville | | | | | | | | | | | |
| 01/09 | at Miami | | | | | | | | | | | |



2021 NEW ENGLAND PATRIOTS ROSTER

AS OF NOVEMBER 30, 2021

ALPHABETICAL ROSTER

| # | NAME | POS | HT | WT | BORN | YR | COLLEGE | H.S. HOMETOWN |
|----|----------------------|-----|------|-----|------------|----|-----------------------|------------------------|
| 15 | Agholor, Nelson | WR | 6-0 | 198 | 5/24/1993 | 7 | Southern California | Tampa, Fla. |
| 60 | Andrews, David | C | 6-3 | 300 | 7/10/1992 | 7 | Georgia | Johns Creek, Ga. |
| 86 | Asias, Devin | TE | 6-3 | 257 | 8/14/1997 | 2 | UCLA | Shoreview, Calif. |
| 7 | Bailey, Jake | P | 6-2 | 205 | 6/18/1997 | 3 | Stanford | Solana Beach, Calif. |
| 90 | Barmore, Christian | DL | 6-5 | 310 | 7/28/1999 | R | Alabama | Philadelphia, Pa. |
| 8 | Bentley, Ja'Whaun | LB | 6-2 | 255 | 8/24/1996 | 4 | Purdue | Glenarden, Md. |
| 29 | Bethel, Justin | DB | 6-0 | 200 | 6/17/1990 | 10 | Presbyterian | Blythewood, S.C. |
| 25 | Bolden, Brandon | RB | 5-11 | 220 | 1/26/1990 | 9 | Mississippi | Baton Rouge, La. |
| 84 | Bourne, Kendrick | WR | 6-1 | 190 | 8/4/1995 | 5 | Eastern Washington | Portland, Ore. |
| 77 | Brown, Trent | OL | 6-8 | 380 | 4/13/1993 | 7 | Florida | Albany, Ga. |
| 41 | Bryant, Myles | DB | 5-9 | 185 | 1/2/1998 | 2 | Washington | Pasadena, Calif. |
| 72 | Cajuste, Yodny | OL | 6-5 | 310 | 2/21/1996 | 3 | West Virginia | Miami, Fla. |
| 49 | Cardona, Joe | LS | 6-3 | 245 | 4/16/1992 | 7 | Navy | El Cajon, Calif. |
| 98 | Davis Jr., Carl | DL | 6-5 | 320 | 3/2/1992 | 7 | Iowa | Detroit, Mich. |
| 22 | Davis, Cody | DB | 6-2 | 203 | 6/6/1989 | 9 | Texas Tech | Stephenville, Texas |
| 23 | Dugger, Kyle | DB | 6-2 | 220 | 3/22/1996 | 2 | Lenoir-Rhyne | Decatur, Ga. |
| 70 | Durant, Yasir | OL | 6-7 | 330 | 5/21/1998 | 2 | Missouri | Philadelphia, Pa. |
| 6 | Folk, Nick | K | 6-1 | 222 | 11/5/1984 | 14 | Arizona | Sherman Oaks, Calif. |
| 92 | Godchaux, Davon | DL | 6-3 | 311 | 11/11/1994 | 5 | Louisiana State | Plaquemine, La. |
| 93 | Guy, Lawrence | DL | 6-4 | 315 | 3/17/1990 | 11 | Arizona State | Las Vegas, Nev. |
| 37 | Harris, Damien | RB | 5-11 | 213 | 2/11/1997 | 3 | Alabama | Richmond, Ky. |
| 1 | Harry, N'Keal | WR | 6-4 | 225 | 12/17/1997 | 3 | Arizona State | Chandler, Ariz. |
| 85 | Henry, Hunter | TE | 6-5 | 250 | 12/7/1994 | 6 | Arkansas | Little Rock, Ark. |
| 75 | Herron, Justin | OL | 6-5 | 305 | 11/27/1995 | 2 | Wake Forest | Potomac, Md. |
| 54 | Hightower, Dont'a | LB | 6-3 | 260 | 3/12/1990 | 9 | Alabama | Lewisburg, Tenn. |
| 5 | Hoyer, Brian | QB | 6-2 | 216 | 10/13/1985 | 13 | Michigan State | North Olmstead, Ohio |
| 27 | Jackson, J.C. | DB | 6-1 | 198 | 11/17/1995 | 4 | Maryland | Immokalee, Fla. |
| 47 | Johnson, Jakob | FB | 6-3 | 255 | 12/15/1994 | 3 | Tennessee | Stuttgart, Germany |
| 10 | Jones, Mac | QB | 6-3 | 214 | 9/5/1998 | R | Alabama | Jacksonville, Fla. |
| 9 | Judon, Matthew | LB | 6-3 | 261 | 8/15/1992 | 6 | Grand Valley State | West Bloomfield, Mich. |
| 6 | Karras, Ted | OL | 6-4 | 305 | 3/15/1993 | 6 | Illinois | Indianapolis, Ind. |
| 36 | King, Brandon | LB | 6-2 | 220 | 6/8/1993 | 7 | Auburn | Alabaster, Ala. |
| 69 | Mason, Shaq | OL | 6-1 | 310 | 8/28/1993 | 7 | Georgia Tech | Columbia, Tenn. |
| 32 | McCourt, Devin | DB | 5-10 | 195 | 8/13/1987 | 12 | Rutgers | Nyack, N.Y. |
| 16 | Meyers, Jakobi | WR | 6-2 | 200 | 11/9/1996 | 3 | North Carolina State | Lithonia, Ga. |
| 2 | Mills, Jalen | DB | 6-0 | 191 | 4/6/1994 | 6 | Louisiana State | Dallas, Texas |
| 43 | Munson, Calvin | LB | 6-1 | 235 | 12/27/1994 | 3 | San Diego State | St. Charles, Mo. |
| 80 | Olszewski, Gunner | WR | 6-0 | 190 | 11/26/1996 | 3 | Bemidji State | Alvin, Texas |
| 71 | Onwenu, Mike | OL | 6-3 | 350 | 12/10/1997 | 2 | Michigan | Detroit, Mich. |
| 51 | Perkins, Ronnie | LB | 6-3 | 253 | 9/29/1999 | R | Oklahoma | St. Louis Mo. |
| 21 | Phillips, Adrian | DB | 5-11 | 210 | 3/28/1992 | 8 | Texas | Garland, Texas |
| 18 | Slater, Matthew | WR | 6-0 | 205 | 9/9/1985 | 14 | UCLA | Anaheim, Calif. |
| 81 | Smith, Jonnu | TE | 6-3 | 248 | 8/22/1995 | 5 | Florida International | Ocala, Fla. |
| 38 | Stevenson, Rhamondre | RB | 6-0 | 246 | 2/23/1998 | R | Oklahoma | Las Vegas, Nev. |
| 4 | Stidham, Jarrett | QB | 6-3 | 215 | 8/8/1996 | 3 | Auburn | Stephenville, Texas |
| 48 | Tavai, Jahlani | LB | 6-2 | 246 | 9/28/1996 | 3 | Hawaii | Inglewood, Calif. |
| 42 | Taylor, J.J. | RB | 5-6 | 185 | 1/4/1998 | 2 | Arizona | Corona, Calif. |
| 53 | Van Noy, Kyle | LB | 6-3 | 250 | 3/26/1991 | 8 | Brigham Young | Reno, Nev. |
| 26 | Wade, Shaun | CB | 6-1 | 191 | 9/16/1998 | R | Ohio State | Jacksonville, Fla. |
| 33 | Williams, Joejuan | CB | 6-3 | 212 | 12/6/1997 | 3 | Vanderbilt | Nashville, Tenn. |
| 50 | Winovich, Chase | DL | 6-3 | 250 | 4/19/1995 | 3 | Michigan | Jefferson Hills, Pa. |
| 91 | Wise Jr., Deatrich | DL | 6-5 | 275 | 7/26/1994 | 5 | Arkansas | Carrollton, Texas |
| 76 | Wynn, Isaiah | OL | 6-2 | 310 | 12/9/1995 | 4 | Georgia | St. Petersburg, Fla. |

NUMERICAL ROSTER

| # | NAME | POS |
|----|---------------------|-----|
| 1 | N'Keal Harry | WR |
| 2 | Jalen Mills | DB |
| 4 | Jarrett Stidham | QB |
| 5 | Brian Hoyer | QB |
| 6 | Nick Folk | K |
| 7 | Jake Bailey | P |
| 8 | Ja'Whaun Bentley | LB |
| 9 | Matthew Judon | LB |
| 10 | Mac Jones | QB |
| 15 | Nelson Agholor | WR |
| 16 | Jakobi Meyers | WR |
| 18 | Matthew Slater | WR |
| 21 | Adrian Phillips | DB |
| 22 | Cody Davis | DB |
| 23 | Kyle Dugger | DB |
| 25 | Brandon Bolden | RB |
| 26 | Shaun Wade | CB |
| 27 | J.C. Jackson | DB |
| 29 | Justin Bethel | DB |
| 32 | Devin McCourty | DB |
| 33 | Joejuan Williams | CB |
| 36 | Brandon King | LB |
| 37 | Damien Harris | RB |
| 38 | Rhamondre Stevenson | RB |
| 41 | Myles Bryant | DB |
| 42 | J.J. Taylor | RB |
| 43 | Calvin Munson | LB |
| 47 | Jakob Johnson | FB |
| 48 | Jahlani Tavai | LB |
| 49 | Joe Cardona | LS |
| 50 | Chase Winovich | DL |
| 51 | Ronnie Perkins | LB |
| 53 | Kyle Van Noy | LB |
| 54 | Dont'a Hightower | LB |
| 60 | David Andrews | C |
| 67 | Ted Karras | OL |
| 69 | Shaq Mason | OL |
| 70 | Yasir Durant | OL |
| 71 | Mike Onwenu | OL |
| 72 | Yodny Cajuste | OL |
| 75 | Justin Herron | OL |
| 76 | Isaiah Wynn | OL |
| 77 | Trent Brown | OL |
| 80 | Gunner Olszewski | WR |
| 81 | Jonnu Smith | TE |
| 84 | Kendrick Bourne | WR |
| 85 | Hunter Henry | TE |
| 86 | Devin Asias | TE |
| 90 | Christian Barmore | DL |
| 91 | Deatrich Wise Jr. | DL |
| 92 | Davon Godchaux | DL |
| 93 | Lawrence Guy | DL |
| 98 | Carl Davis Jr. | DL |

PRACTICE SQUAD

| # | NAME | POS | HT | WT | BORN | YR | COLLEGE | H.S. HOMETOWN |
|----|---------------------|-----|-----|-----|------------|----|--------------------|------------------------|
| 13 | Bausby, De'Vante | DB | 6-2 | 190 | 1/15/1993 | 5 | Pittsburg State | Kansas City, Mo. |
| 30 | Davis, Sean | DB | 6-1 | 202 | 10/23/1993 | 6 | Maryland | Washington, D.C. |
| 95 | Ekuale, Daniel | DL | 6-3 | 305 | 1/13/1994 | 3 | Washington State | Pago Pago, Amer. Samoa |
| 65 | Ferentz, James | OL | 6-2 | 300 | 6/5/1989 | 6 | Iowa | Iowa City, Iowa |
| 14 | Gilbert, Garrett | QB | 6-4 | 230 | 7/1/1991 | 4 | Southern Methodist | Austin, Texas |
| 83 | LaCosse, Matt | TE | 6-6 | 255 | 9/21/1992 | 5 | Illinois | Naperville, Ill. |
| 97 | Murray, Bill | DL | 6-4 | 265 | 7/3/1997 | 1 | William & Mary | Morristown, N.J. |
| 87 | Nixon, Tre | WR | 6-2 | 180 | 1/26/1998 | R | Central Florida | Viera, Fla. |
| 64 | Redmond, Alex | OL | 6-5 | 320 | 1/18/1995 | 5 | UCLA | Cerritos, Calif. |
| 39 | Ross, D'Angelo | DB | 5-9 | 190 | 10/29/1996 | 2 | New Mexico | La Puente, Calif. |
| 96 | Scott, Niles | DL | 6-2 | 320 | 9/30/1995 | 3 | Frostburg State | Elkton, Md. |
| 68 | Sherman, Will | OL | 6-4 | 310 | 5/27/1999 | R | Colorado | Allen, Texas |
| 19 | Waitman, Corliss | P | 6-2 | 210 | 7/21/1995 | 1 | South Alabama | Milton, Fla. |
| 17 | Wilkinson, Kristian | WR | 6-1 | 201 | 1/10/1997 | 1 | Southeast Missouri | St. Memphis, Tenn. |

PRACTICE SQUAD

| # | NAME | POS |
|----|--------------------|-----|
| 13 | De'Vante Bausby | DB |
| 14 | Garrett Gilbert | QB |
| 17 | Kristian Wilkerson | WR |
| 19 | Corliss Waitman | P |
| 30 | Sean Davis | DB |
| 39 | D'Angelo Ross | DB |
| 64 | Alex Redmond | OL |
| 65 | James Ferentz | OL |
| 68 | Will Sherman | OL |
| 83 | Matt LaCosse | TE |
| 87 | Tre Nixon | WR |
| 85 | Daniel Ekuale | DL |
| 96 | Niles Scott | DL |
| 97 | Bill Murray | DL |

RESERVE/INJURED

| # | NAME | POS | HT | WT | BORN | YR | COLLEGE | H.S. HOMETOWN |
|----|--------------------|-----|------|-----|------------|----|----------------------|----------------------|
| 94 | Anderson, Henry | DL | 6-6 | 301 | 8/3/1991 | 7 | Stanford | Atlanta, Ga. |
| 58 | Collins Sr., Jamie | LB | 6-3 | 255 | 10/20/1989 | 9 | Southern Mississippi | McCall Creek, Miss. |
| 88 | Fumagalli, Troy | TE | 6-6 | 248 | 2/17/1995 | 4 | Wisconsin | Aurora, Ill. |
| 59 | Jennings, Anfernee | LB | 6-3 | 259 | 5/1/1997 | 2 | Alabama | Dadeville, Ala. |
| 31 | Jones, Jonathan | DB | 5-10 | 190 | 9/20/1993 | 6 | Auburn | Carrollton, Ga. |
| 44 | Keene, Dalton | TE | 6-4 | 251 | 4/14/1999 | 2 | Virginia Tech | Littleton, Colo. |
| 52 | Langi, Harvey | LB | 6-2 | 250 | 9/24/1992 | 4 | Brigham Young | South Jordan, Utah |
| 46 | McMillan, Raekwon | LB | 6-2 | 242 | 11/17/1995 | 5 | Ohio State | Hinseville, Ga. |
| 3 | Nordin, Quinn | K | 6-1 | 196 | 8/16/1998 | R | Michigan | Rockford, Mich. |
| 55 | Uche, Josh | LB | 6-3 | 245 | 9/18/1998 | 2 | Michigan | Miami, Fla. |
| 28 | White, James | RB | 5-10 | 205 | 2/3/1992 | 8 | Wisconsin | Ft. Lauderdale, Fla. |

RESERVE/INJURED

| # | NAME | POS |
|----|-------------------|-----|
| 3 | Quinn Nordin | K |
| 28 | James White | RB |
| 31 | Jonathan Jones | DB |
| 44 | Dalton Keene | TE |
| 46 | Raekwon McMillan | LB |
| 42 | Harvey Langi | LB |
| 55 | Josh Uche | LB |
| 58 | Jamie Collins Sr. | LB |
| 59 | Anfernee Jennings | LB |
| 88 | Troy Fumagalli | TE |
| 94 | Henry Anderson | DL |

RESERVE/PUP LIST

| # | NAME | POS | HT | WT | BORN | YR | COLLEGE | H.S. HOMETOWN |
|----|---------------|-----|-----|-----|------------|----|----------|---------------|
| 99 | Cowart, Byron | DL | 6-3 | 300 | 5/20/1996 | 3 | Maryland | Tampa, Fla. |
| 59 | Hall, Terez | LB | 6-2 | 235 | 11/18/1996 | 2 | Missouri | Lithonia, Ga. |

RESERVE/PUP LIST

| # | NAME | POS |
|----|--------------|-----|
| 59 | Terez Hall | LB |
| 99 | Byron Cowart | DL |

RESERVE/NON-FOOTBALL INJURY

| # | NAME | POS | HT | WT | BORN | YR | COLLEGE | H.S. HOMETOWN |
|----|------------------|-----|------|-----|------------|----|----------|--------------------|
| 34 | Bledsoe, Joshuah | S | 5-11 | 201 | 12/30/1998 | R | Missouri | Houston, Texas |
| 45 | McGrone, Cameron | LB | 6-1 | 236 | 6/22/2000 | R | Michigan | Indianapolis, Ind. |

RESERVE/NON-FOOTBALL INJURY

| # | NAME | POS |
|----|-----------------|-----|
| 34 | Joshuah Bledsoe | S |
| 45 | Cameron McGrone | LB |

HEAD COACH: BILL BELICHIK

ASSISTANTS: Cam Achord, Special Teams Coordinator; Brian Belichick, Safeties; Steve Belichick, Outside Linebackers; Carmen Bricillo, Offensive Line; Troy Brown, Wide Receivers/Kick Returners; Moses Cabrera, Head Strength and Conditioning; Nick Caley, Tight Ends/Fullbacks; DeMarcus Covington, Defensive Line; Ross Douglas, NFL Coaching Fellowship/Defense; Ivan Fears, Running Backs; Bo Hardegree, Quality Control/Quarterbacks; Joe Houston, Special Teams Assistant; Tyler Hughes, Offensive Assistant; Mick Lombardi, Wide Receivers; Deron Mayo, Strength and Conditioning Assistant; Jerod Mayo, Inside Linebackers; Josh McDaniels, Offensive Coordinator/Quarterbacks; Mike Pellegrino, Cornerbacks; Cole Popovich, Offensive Line; Evan Rothstein, Research and Analysis/Coaching; Winnie Sunseri, Running Backs; Billy Yates, Assistant Offensive Line; Matt Patricia, Senior Football Advisor.



2021 NUMERICAL ROSTER

November 30, 2021

| # | NAME | POS | HT | WT | AGE | YR | COLLEGE | HOW ACQ. |
|----|---------------------|-----|------|-----|-----|----|-----------------------|--------------|
| 1 | N'Keal Harry | WR | 6-4 | 225 | 23 | 3 | Arizona State | D1-19 |
| 2 | Jalen Mills | DB | 6-0 | 191 | 27 | 6 | Louisiana State | UFA (PHI)-21 |
| 4 | Jarrett Stidham | QB | 6-3 | 215 | 25 | 3 | Auburn | D4b-19 |
| 5 | Brian Hoyer | QB | 6-2 | 216 | 36 | 13 | Michigan State | FA-21 |
| 6 | Nick Folk | K | 6-1 | 222 | 37 | 14 | Arizona | FA-20 |
| 7 | Jake Bailey | P | 6-2 | 205 | 24 | 3 | Stanford | D5b-19 |
| 8 | Ja'Whaun Bentley | LB | 6-2 | 255 | 25 | 4 | Purdue | D5-18 |
| 9 | Matthew Judon | LB | 6-3 | 261 | 29 | 6 | Grand Valley State | UFA (BAL)-21 |
| 10 | Mac Jones | QB | 6-3 | 214 | 23 | R | Alabama | D1-21 |
| 15 | Nelson Agholor | WR | 6-0 | 198 | 28 | 7 | Southern California | UFA (LV)-21 |
| 16 | Jakobi Meyers | WR | 6-2 | 200 | 25 | 3 | North Carolina State | FA-19 |
| 18 | Matthew Slater | WR | 6-0 | 205 | 36 | 14 | UCLA | D5-08 |
| 21 | Adrian Phillips | DB | 5-11 | 210 | 29 | 8 | Texas | UFA (LAC)-20 |
| 22 | Cody Davis | DB | 6-2 | 203 | 32 | 9 | Texas Tech | UFA (JAX)-20 |
| 23 | Kyle Dugger | DB | 6-2 | 220 | 25 | 2 | Lenoir-Rhyne | D2a-20 |
| 25 | Brandon Bolden | RB | 5-11 | 220 | 31 | 9 | Mississippi | UFA (MIA)-19 |
| 26 | Shaun Wade | CB | 6-1 | 191 | 23 | R | Ohio State | TR (BAL)-21 |
| 27 | J.C. Jackson | DB | 6-1 | 198 | 26 | 4 | Maryland | FA-18 |
| 29 | Justin Bethel | DB | 6-0 | 200 | 31 | 10 | Presbyterian | FA-19 |
| 32 | Devin McCourty | DB | 5-10 | 195 | 34 | 12 | Rutgers | D1-10 |
| 33 | Joejuan Williams | CB | 6-3 | 212 | 23 | 3 | Vanderbilt | D2-19 |
| 36 | Brandon King | LB | 6-2 | 220 | 28 | 7 | Auburn | FA-15 |
| 37 | Damien Harris | RB | 5-11 | 213 | 24 | 3 | Alabama | D3b-19 |
| 38 | Rhamondre Stevenson | RB | 6-0 | 246 | 23 | R | Oklahoma | D4-21 |
| 41 | Myles Bryant | DB | 5-9 | 185 | 23 | 2 | Washington | FA-20 |
| 42 | J.J. Taylor | RB | 5-6 | 185 | 23 | 2 | Arizona | FA-20 |
| 43 | Calvin Munson | LB | 6-1 | 235 | 26 | 3 | San Diego State | FA-21 |
| 47 | Jakob Johnson | FB | 6-3 | 255 | 26 | 3 | Tennessee | FA-19 |
| 48 | Jahlani Tavai | LB | 6-2 | 246 | 25 | 3 | Hawaii | FA-21 |
| 49 | Joe Cardona | LS | 6-3 | 245 | 29 | 7 | Navy | D5-15 |
| 50 | Chase Winovich | DL | 6-3 | 250 | 26 | 3 | Michigan | D3a-19 |
| 51 | Ronnie Perkins | LB | 6-3 | 253 | 22 | R | Oklahoma | D3-21 |
| 53 | Kyle Van Noy | LB | 6-3 | 250 | 30 | 8 | Brigham Young | FA-21 |
| 54 | Dont'a Hightower | LB | 6-3 | 260 | 31 | 9 | Alabama | D1b-12 |
| 60 | David Andrews | C | 6-3 | 300 | 29 | 7 | Georgia | FA-15 |
| 67 | Ted Karras | OL | 6-4 | 305 | 28 | 6 | Illinois | UFA (MIA)-21 |
| 69 | Shaq Mason | OL | 6-1 | 310 | 28 | 7 | Georgia Tech | D4c-15 |
| 70 | Yasir Durant | OL | 6-7 | 330 | 23 | 2 | Missouri | TR (KC)-21 |
| 71 | Mike Onwenu | OL | 6-3 | 350 | 23 | 2 | Michigan | D6a-20 |
| 72 | Yodny Cajuste | OL | 6-5 | 310 | 25 | 3 | West Virginia | D3c-19 |
| 75 | Justin Herron | OL | 6-5 | 305 | 26 | 2 | Wake Forest | D6b-20 |
| 76 | Isaiah Wynn | OL | 6-2 | 310 | 25 | 4 | Georgia | D1a-18 |
| 77 | Trent Brown | OL | 6-8 | 380 | 28 | 7 | Florida | TR (LV)-21 |
| 80 | Gunner Olszewski | WR | 6-0 | 190 | 25 | 3 | Bemidji State | FA-19 |
| 81 | Jonnu Smith | TE | 6-3 | 248 | 26 | 5 | Florida International | UFA (TEN)-21 |
| 84 | Kendrick Bourne | WR | 6-1 | 190 | 26 | 5 | Eastern Washington | UFA (SF)-21 |
| 85 | Hunter Henry | TE | 6-5 | 250 | 26 | 6 | Arkansas | UFA (LAC)-21 |
| 86 | Devin Asiasi | TE | 6-3 | 257 | 24 | 2 | UCLA | D3b-20 |
| 90 | Christian Barmore | DL | 6-5 | 310 | 22 | R | Alabama | D2-21 |
| 91 | Deatrich Wise Jr. | DL | 6-5 | 275 | 27 | 5 | Arkansas | D4-17 |
| 92 | Davon Godchaux | DL | 6-3 | 311 | 27 | 5 | Louisiana State | UFA (MIA)-21 |
| 93 | Lawrence Guy | DL | 6-4 | 315 | 31 | 11 | Arizona State | UFA (BAL)-17 |
| 98 | Carl Davis Jr. | DL | 6-5 | 320 | 29 | 7 | Iowa | FA-20 |

PRACTICE SQUAD

| # | NAME | POS | HT | WT | AGE | YR | COLLEGE | HOW ACQ. |
|----|--------------------|-----|-----|-----|-----|----|--------------------------|----------|
| 13 | De'Vante Bausby | DB | 6-2 | 190 | 28 | 5 | Pittsburg State | FA-21 |
| 14 | Garrett Gilbert | QB | 6-4 | 228 | 30 | 4 | Southern Methodist | FA-21 |
| 17 | Kristian Wilkerson | WR | 6-1 | 201 | 24 | 1 | Southeast Missouri State | FA-20 |
| 19 | Corliss Waitman | P | 6-2 | 210 | 26 | 1 | South Alabama | FA-21 |
| 30 | Sean Davis | DB | 6-1 | 202 | 28 | 6 | Maryland | FA-21 |
| 39 | D'Angelo Ross | DB | 5-9 | 190 | 25 | 2 | New Mexico | FA-19 |
| 64 | Alex Redmond | OL | 6-5 | 320 | 26 | 5 | UCLA | FA-21 |
| 65 | James Ferentz | OL | 6-2 | 300 | 32 | 6 | Iowa | FA-17 |
| 68 | Will Sherman | OL | 6-4 | 310 | 22 | R | Colorado | D6b-21 |
| 83 | Matt LaCrosse | TE | 6-6 | 255 | 29 | 5 | Illinois | FA-19 |
| 87 | Tre Nixon | WR | 6-2 | 180 | 23 | R | Central Florida | D7-21 |
| 95 | Daniel Ekuale | DL | 6-3 | 305 | 27 | 3 | Washington State | FA-21 |
| 96 | Niles Scott | DL | 6-2 | 320 | 26 | 3 | Frostburg State | FA-21 |
| 97 | Bill Murray | DL | 6-4 | 265 | 24 | 1 | William & Mary | FA-20 |

RESERVE/INJURED

| # | NAME | POS | HT | WT | AGE | YR | COLLEGE | DATE |
|----|-------------------|-----|------|-----|-----|----|----------------------|--------------|
| 3 | Quinn Nordin | K | 6-1 | 196 | 23 | R | Michigan | (9/18/2021) |
| 28 | James White | RB | 5-10 | 205 | 29 | 8 | Wisconsin | (10/1/2021) |
| 31 | Jonathan Jones | DB | 5-10 | 190 | 28 | 6 | Auburn | (10/23/2021) |
| 44 | Dalton Keene | TE | 6-4 | 251 | 22 | 2 | Virginia Tech | (8/7/2021) |
| 46 | Raekwon McMillan | LB | 6-2 | 242 | 26 | 5 | Ohio State | (8/7/2021) |
| 52 | Harvey Langi | LB | 6-2 | 250 | 29 | 4 | Brigham Young | (10/26/2021) |
| 55 | Josh Uche | LB | 6-3 | 245 | 23 | 2 | Michigan | (11/17/2021) |
| 58 | Jamie Collins Sr. | LB | 6-3 | 255 | 32 | 9 | Southern Mississippi | (11/13/21) |
| 59 | Anfernee Jennings | LB | 6-3 | 259 | 24 | 2 | Alabama | (8/31/2021) |
| 88 | Troy Fumagalli | TE | 6-6 | 248 | 26 | 4 | Wisconsin | (8/18/2021) |
| 94 | Henry Anderson | DL | 6-6 | 301 | 30 | 7 | Stanford | (10/6/2021) |

RESERVE/PUP LIST

| # | NAME | POS | HT | WT | AGE | YR | COLLEGE | HOW ACQ. |
|----|--------------|-----|-----|-----|-----|----|----------|----------|
| 59 | Terez Hall | LB | 6-2 | 235 | 25 | 2 | Missouri | FA-19 |
| 99 | Byron Cowart | DL | 6-3 | 300 | 25 | 3 | Maryland | D5a-19 |

RESERVE/NON FOOTBALL INJURY

| # | NAME | POS | HT | WT | AGE | YR | COLLEGE | HOW ACQ. |
|----|-----------------|-----|------|-----|-----|----|----------|----------|
| 34 | Joshuah Bledsoe | S | 5-11 | 201 | 22 | R | Missouri | D6a-21 |
| 45 | Cameron McGrone | LB | 6-1 | 236 | 21 | R | Michigan | D5-21 |



2021 POSITIONAL ROSTER

November 30, 2021

| DEFENSE (24) | | | | | | | | |
|---------------------------------|----------------------|-----|------|-----|------------|----|-----------------------|------------------------|
| # | NAME | POS | HT | WT | BORN | YR | COLLEGE | H.S. HOMETOWN |
| DEFENSIVE LINE (6) | | | | | | | | |
| 90 | Barmore, Christian | DL | 6-5 | 310 | 7/28/1999 | R | Alabama | Philadelphia, Pa. |
| 98 | Davis Jr., Carl | DL | 6-5 | 320 | 3/2/1992 | 7 | Iowa | Detroit, Mich. |
| 92 | Godchaux, Davon | DL | 6-3 | 311 | 11/11/1994 | 5 | Louisiana State | Plaquemine, La. |
| 93 | Guy, Lawrence | DL | 6-4 | 315 | 3/17/1990 | 11 | Arizona State | Las Vegas, Nev. |
| 50 | Winovich, Chase | DL | 6-3 | 250 | 4/19/1995 | 3 | Michigan | Jefferson Hills, Pa. |
| 91 | Wise Jr., Deatrich | DL | 6-5 | 275 | 7/26/1994 | 5 | Arkansas | Carrollton, Texas |
| LINEBACKER (8) | | | | | | | | |
| 8 | Bentley, Ja'Whaun | LB | 6-2 | 255 | 8/24/1996 | 4 | Purdue | Glenarden, Md. |
| 54 | Hightower, Dont'a | LB | 6-3 | 260 | 3/12/1990 | 9 | Alabama | Lewisburg, Tenn. |
| 9 | Judon, Matthew | LB | 6-3 | 261 | 8/15/1992 | 6 | Grand Valley State | West Bloomfield, Mich. |
| 36 | King, Brandon | LB | 6-2 | 220 | 6/8/1993 | 7 | Auburn | Alabaster, Ala. |
| 43 | Munson, Calvin | LB | 6-1 | 235 | 12/27/1994 | 3 | San Diego State | St. Charles Mo. |
| 51 | Perkins, Ronnie | LB | 6-3 | 253 | 9/29/1999 | R | Oklahoma | St. Louis, Mo. |
| 48 | Tavai, Jahlan | LB | 6-2 | 246 | 9/28/1996 | 3 | Hawaii | Inglewood, Calif. |
| 55 | Uche, Josh | LB | 6-3 | 245 | 9/18/1998 | 2 | Michigan | Miami, Fla. |
| 53 | Van Noy, Kyle | LB | 6-3 | 250 | 3/26/1991 | 8 | Brigham Young | Reno, Nev. |
| DEFENSIVE BACK (10) | | | | | | | | |
| 29 | Bethel, Justin | DB | 6-0 | 200 | 6/17/1990 | 10 | Presbyterian | Blythewood, S.C. |
| 41 | Bryant, Myles | DB | 5-9 | 185 | 1/2/1998 | 2 | Washington | Pasadena, Calif |
| 22 | Davis, Cody | DB | 6-2 | 203 | 6/6/1989 | 9 | Texas Tech | Stephenville, Texas |
| 23 | Dugger, Kyle | DB | 6-2 | 220 | 3/22/1996 | 2 | Lenoir-Rhyne | Decatur, Ga. |
| 27 | Jackson, J.C. | DB | 6-1 | 198 | 11/17/1995 | 4 | Maryland | Immokalee, Fla. |
| 32 | McCourty, Devin | DB | 5-10 | 195 | 8/13/1987 | 12 | Rutgers | Nyack, N.Y. |
| 2 | Mills, Jalen | DB | 6-0 | 191 | 4/6/1994 | 6 | Louisiana State | Dallas, Texas |
| 21 | Phillips, Adrian | DB | 5-11 | 210 | 3/28/1992 | 8 | Texas | Garland, Texas |
| 26 | Wade, Shaun | CB | 6-1 | 191 | 9/16/1998 | R | Ohio State | Jacksonville, Fla. |
| 33 | Williams, JoeJuan | CB | 6-3 | 212 | 12/6/1997 | 3 | Vanderbilt | Nashville, Tenn. |
| OFFENSE (26) | | | | | | | | |
| # | NAME | POS | HT | WT | BORN | YR | COLLEGE | H.S. HOMETOWN |
| OFFENSIVE LINE (9) | | | | | | | | |
| 60 | Andrews, David | C | 6-3 | 300 | 7/10/1992 | 7 | Georgia | Johns Creek, Ga. |
| 77 | Brown, Trent | OL | 6-8 | 380 | 4/13/1993 | 7 | Florida | Albany, Ga. |
| 72 | Cajuste, Yodny | OL | 6-5 | 310 | 2/21/1996 | 3 | West Virginia | Miami, Fla. |
| 70 | Durant, Yasir | OL | 6-7 | 330 | 5/21/1998 | 2 | Missouri | Philadelphia, Pa. |
| 75 | Herron, Justin | OL | 6-5 | 305 | 11/27/1995 | 2 | Wake Forest | Potomac, Md. |
| 67 | Karras, Ted | OL | 6-4 | 305 | 3/15/1993 | 6 | Illinois | Indianapolis, Ind. |
| 69 | Mason, Shaq | OL | 6-1 | 310 | 8/28/1993 | 7 | Georgia Tech | Columbia, Tenn. |
| 71 | Onwenu, Mike | OL | 6-3 | 350 | 12/10/1997 | 2 | Michigan | Detroit, Mich. |
| 76 | Wynn, Isaiah | OL | 6-2 | 310 | 12/9/1995 | 4 | Georgia | St. Petersburg, Fla. |
| QUARTERBACK (3) | | | | | | | | |
| 5 | Hoyer, Brian | QB | 6-2 | 216 | 10/13/1985 | 13 | Michigan State | North Olmsted, Ohio |
| 10 | Jones, Mac | QB | 6-3 | 214 | 9/5/1998 | R | Alabama | Jackconville, Fla. |
| 4 | Stidham, Jarrett | QB | 6-3 | 215 | 8/8/1996 | 3 | Auburn | Stephenville, Texas |
| WIDE RECEIVER (6) | | | | | | | | |
| 15 | Agholor, Nelson | WR | 6-0 | 198 | 5/24/1993 | 7 | Southern California | Tampa, Fla. |
| 84 | Bourne, Kendrick | WR | 6-1 | 190 | 8/4/1995 | 5 | Eastern Washington | Portland, Ore. |
| 1 | Harry, N'Keal | WR | 6-4 | 225 | 12/17/1997 | 3 | Arizona State | Chandler, Ariz. |
| 16 | Meyers, Jakobi | WR | 6-2 | 200 | 11/9/1996 | 3 | North Carolina State | Lithonia, Ga. |
| 80 | Olsewski, Gunner | WR | 6-0 | 190 | 11/26/1996 | 3 | Bemidji State | Alvin, Texas |
| 18 | Slater, Matthew | WR | 6-0 | 205 | 9/9/1985 | 14 | UCLA | Anaheim, Calif. |
| RUNNING BACK (5) | | | | | | | | |
| 25 | Bolden, Brandon | RB | 5-11 | 220 | 1/26/1990 | 9 | Mississippi | Baton Rouge, La. |
| 37 | Harris, Damien | RB | 5-11 | 213 | 2/11/1997 | 3 | Alabama | Richmond, Ky. |
| 47 | Johnson, Jakob | FB | 6-3 | 255 | 12/15/1994 | 3 | Tennessee | Stuttgart, Germany |
| 38 | Stevenson, Rhamondre | RB | 6-0 | 246 | 2/23/1998 | R | Oklahoma | Las Vegas, Nev. |
| 42 | Taylor, J.J. | RB | 5-6 | 185 | 1/4/1998 | 2 | Airozna | Corono, Calif. |
| TIGHT END (3) | | | | | | | | |
| 86 | Asiasi, Devin | TE | 6-3 | 257 | 8/14/1997 | 2 | UCLA | Shoreview, Calif. |
| 85 | Henry, Hunter | TE | 6-5 | 250 | 12/7/1994 | 6 | Arkansas | Little Rock, Ark. |
| 81 | Smith, Jonnu | TE | 6-3 | 248 | 8/22/1995 | 5 | Florida International | Ocala, Fla. |
| SPECIALISTS (3) | | | | | | | | |
| # | NAME | POS | HT | WT | BORN | YR | COLLEGE | H.S. HOMETOWN |
| SPECIALISTS (3) | | | | | | | | |
| 7 | Bailey, Jake | P | 6-2 | 205 | 6/18/1997 | 3 | Stanford | Solana Beach, Calif. |
| 49 | Cardona, Joe | LS | 6-3 | 245 | 4/16/1992 | 7 | Navy | El Cajon, Calif. |
| 6 | Folk, Nick | K | 6-1 | 222 | 11/5/1984 | 14 | Arizona | Sherman Oaks, Calif. |
| RESERVE/INJURED (11) | | | | | | | | |
| # | NAME | POS | HT | WT | BORN | YR | COLLEGE | H.S. HOMETOWN |
| RESERVE/INJURED (11) | | | | | | | | |
| 94 | Anderson, Henry | DL | 6-6 | 301 | 8/3/1991 | 7 | Stanford | Atlanta, Ga. |
| 58 | Collins Sr., Jamie | LB | 6-1 | 205 | 9/5/1996 | 9 | Southern Mississippi | McCall Creek, Miss. |
| 88 | Fumagalli, Troy | TE | 6-6 | 248 | 2/17/1995 | 4 | Wisconsin | Aurora, Ill. |
| 59 | Jennings, Anfernee | LB | 6-3 | 259 | 5/1/1997 | 2 | Alabama | Dadeville, Ala. |
| 31 | Jones, Jonathan | DB | 5-10 | 190 | 9/20/1993 | 6 | Auburn | Carrollton, Ga. |
| 44 | Keene, Dalton | TE | 6-4 | 251 | 4/14/1999 | 2 | Virginia Tech | Littleton, Colo. |
| 52 | Langi, Harvey | LB | 6-2 | 250 | 9/24/1992 | 4 | Brigham Young | South Jordan, Utah |
| 46 | McMillan, Raekwon | LB | 6-2 | 242 | 11/17/1995 | 5 | Ohio State | Hinsevilla, Ga. |
| 3 | Nordin, Quinn | K | 6-1 | 196 | 8/16/1998 | R | Michigan | Rockford, Mich. |
| 55 | Uche, Josh | LB | 6-3 | 245 | 9/18/1998 | 2 | Michigan | Miami, Fla. |
| 28 | White, James | RB | 5-10 | 205 | 2/3/1992 | 8 | Wisconsin | Ft. Lauderdale, Fla. |
| RESERVE/PUP LIST (2) | | | | | | | | |
| # | NAME | POS | HT | WT | BORN | YR | COLLEGE | H.S. HOMETOWN |
| RESERVE/PUP LIST (2) | | | | | | | | |
| 99 | Cowart, Byron | DL | 6-3 | 300 | 5/20/1996 | 3 | Maryland | Tampa, Fla. |
| 59 | Hall, Terez | LB | 6-2 | 235 | 11/18/1996 | 2 | Missouri | Lithonia, Ga. |
| RESERVE/NON-FOOTBALL INJURY (2) | | | | | | | | |
| # | NAME | POS | HT | WT | BORN | YR | COLLEGE | H.S. HOMETOWN |
| RESERVE/NFI (2) | | | | | | | | |
| 34 | Bledsoe, Joshua | S | 5-11 | 201 | 12/30/1998 | R | Missouri | Houston, Texas |
| 45 | McGrone, Cameron | LB | 6-1 | 236 | 6/22/2000 | R | Michigan | Indianapolis, Ind. |



HOW THE PATRIOTS WERE BUILT

UPDATED: November 30, 2021

| YEAR | DRAFTEES (23) | VETERAN FREE AGENTS (19) | WAIVERS (0) / TRADES (3) | ROOKIE AND FIRST-YEAR FREE AGENTS (8) |
|------|---|--|---|---|
| 2008 | Matthew Slater (5) | | | |
| 2010 | Devin McCourty (1) | | | |
| 2012 | Dont'a Hightower (1b) | | | |
| 2015 | Shaq Mason (4c) Joe Cardona (5) | | | David Andrews (fa) Brandon King (fa) |
| 2016 | | | | |
| 2017 | Deatrich Wise Jr. (4) | Lawrence Guy (7) (GB) | | |
| 2018 | Isaiah Wynn (1a) Ja'Whaun Bentley (5) | | | J.C. Jackson (fa) |
| 2019 | N'Keal Harry (1) Joejuan Williams (2) Chase Winovich (3a) Damien Harris (3b) Yodny Cajuste (3c) Jarrett Stidham (4b) Jake Bailey (5b) | Justin Bethel (6) (ARI) Brandon Bolden (fa) (NE) | | Jakob Johnson (fa) Jakobi Meyers (fa) Gunner Olszewski (fa) |
| 2020 | Kyle Dugger (2a) Devin Asiasi (3b) Mike Onwenu (6a) Justin Herron (6b) | Carl Davis Jr. (3) (BAL) Cody Davis (fa) (STL) Nick Folk (6) (DAL) Brian Hoyer (fa) (NE) Adrian Phillips (fa) (SD) | | Myles Bryant (fa) J.J. Taylor (fa) |
| 2021 | Mac Jones (1) Christian Barmore (2) Ronnie Perkins (3) Rhamondre Stevenson (4) | Nelson Agholor (1) (PHI) Kendrick Bourne (fa) (SF) Davon Godchaux (5) (MIA) Hunter Henry (2) (LAC) Matthew Judon (5) (BAL) Ted Karras (6) (NE) Jalen Mills (7) (PHI) Calvin Munson (fa) (NYG) Jahlani Tavai (2) (DET) Jonnu Smith (3) (TEN) Kyle Van Noy (2) (DET) | Trent Brown (7) (tr-LV) Yasir Durant (fa) (tr-KC) Shaun Wade (5) (tr-BAL) | |

NOTE: Team in parenthesis is the player's original team
 (#) – indicates round drafted
 (fa) – indicates non-drafted free agents

RESERVE/PUP LIST

Byron Cowart (5a)
Terez Hall (fa)

RESERVE/NFI LIST

Cameron McGrone (5)
Joshuah Bledsoe (6a)

RESERVE/INJURED

Henry Anderson (3) (IND)
 Jamie Collins Sr. (2) (NE)
 Troy Fumagalli (5) (DEN)
 Anfernee Jennings (3a)
 Jonathan Jones (fa)
 Dalton Keene (3c)
 Harvey Langi (fa) (NE)
 Raekwon McMillan (2) (MIA)
 Quinn Nordin (fa)
 Josh Uche (2b)
 James White (4b)



UNOFFICIAL DEPTH CHART

Unofficial depth chart compiled by Patriots Media Relations

OFFENSE

| | | |
|----------------------------------|-------------------------------|-------------------|
| WR: 15 Nelson Agholor | 80 Gunner Olszewski | 18 Matthew Slater |
| LT: 76 Isaiah Wynn | 75 Justin Herron | 72 Yodny Cajuste |
| LG: 67 Ted Karras | 71 Mike Onwenu | |
| C: 60 David Andrews | 67 Ted Karras | |
| RG: 69 Shaq Mason | 67 Ted Karras | |
| RT: 77 Trent Brown | 71 Mike Onwenu | 70 Yasir Durant |
| TE: 85 Hunter Henry | OR 81 Jonnu Smith | 86 Devin Asiasi |
| WR: 16 Jakobi Meyers | 84 Kendrick Bourne | 1 N'Keal Harry |
| QB: <u>10 Mac Jones</u> | 5 Brian Hoyer | 4 Jarrett Stidham |
| RB: 37 Damien Harris | 25 Brandon Bolden | 42 J.J. Taylor |
| RB: 47 Jakob Johnson (FB) | <u>38 Rhamondre Stevenson</u> | |

DEFENSE

| | | |
|---------------------------------|-----------------------------|----------------------|
| LE: 91 Deatrich Wise Jr. | 98 Carl Davis Jr. | |
| DL: 92 Davon Godchaux | <u>90 Christian Barmore</u> | |
| RE: 93 Lawrence Guy | 50 Chase Winovich | |
| LB: 9 Matthew Judon | 48 Jahlani Tavai | 43 Calvin Munson |
| LB: 54 Dont'a Hightower | <u>51 Ronnie Perkins</u> | |
| LB: 8 Ja'Whaun Bentley | 53 Kyle Van Noy | 36 Brandon King |
| DB: 23 Kyle Dugger | 33 Joejuan Williams | |
| LCB: 27 J.C. Jackson | 41 Myles Bryant | <u>26 Shaun Wade</u> |
| RCB: 2 Jalen Mills | 33 Joejuan Williams | |
| S: 21 Adrian Phillips | 23 Kyle Dugger | |
| S: 32 Devin McCourty | 29 Justin Bethel | 22 Cody Davis |

SPECIAL TEAMS

| | | |
|--------------------------------|---------------------|------------------|
| K: 6 Nick Folk | 7 Jake Bailey | |
| P: 7 Jake Bailey | 6 Nick Folk | |
| H: 7 Jake Bailey | 80 Gunner Olszewski | |
| PR: 80 Gunner Olszewski | 42 J.J. Taylor | 16 Jakobi Meyers |
| KR: 80 Gunner Olszewski | 25 Brandon Bolden | 42 J.J. Taylor |
| LS: 49 Joe Cardona | | |

PRONUNCIATION GUIDE

| | | | |
|------------------|-------------------|---------------------|----------------------|
| Nelson Agholor | AGG-uh-lore | Ted Karras | CARE-us |
| Devin Asiasi | AH-see AH-see | Jalen Mills | JAY-iin |
| Ja'Whaun Bentley | ja-WHAN | Gunner Olszewski | O-sheh-ski |
| Yodny Cajuste | YAHD-nee kuh-JUST | Mike Onwenu | oh-WHEN-new |
| Joe Cardona | car-DOAN-a | Jonnu Smith | JAH-new |
| Yasir Durant | YAH-seer | Rhamondre Stevenson | ruh-MON-dray |
| Davon Godchaux | duh-VAHN GOD-chaw | Jarrett Stidham | STID-um |
| Damien Harris | day-MEE-en | Jahlani Tavai | ja-LAN-EE TAH-vay-ya |
| N'Keal Harry | nuh-KEEL | Joejuan Williams | joe-WAHN |
| Justin Herron | her-RON | Chase Winovich | WIN-o-vich |
| Dont'a Hightower | don-TAY | Deatrich Wise Jr. | DEE-tritch |
| Jakob Johnson | YAH-kob | Isaiah Wynn | eye-ZAY-ah WIN |
| Matthew Judon | JOO-don | | |



2021 TRANSACTIONS

UPDATED: NOVEMBER 30, 2021

JANUARY 2021

| | | |
|----------|---------------------|-----------------------------|
| 1/4/2021 | Aguayo, Roberto | Signed to a future contract |
| 1/4/2021 | Dolegala, Jake | Signed to a future contract |
| 1/4/2021 | Murray, Bill | Signed to a future contract |
| 1/4/2021 | Reynolds, Ross | Signed to a future contract |
| 1/4/2021 | Rohrwasser, Justin | Signed to a future contract |
| 1/4/2021 | Ross, D'Angelo | Signed to a future contract |
| 1/4/2021 | Smith, Devin | Signed to a future contract |
| 1/4/2021 | Thurman, Nick | Signed to a future contract |
| 1/4/2021 | Wilkerson, Kristian | Signed to a future contract |
| 1/4/2021 | Zuber, Isaiah | Signed to a future contract |
| 1/6/2021 | Pinckney, Michael | Signed to a future contract |

MARCH 2021

| | | |
|-----------|--------------------|--------------------------------|
| 3/18/2021 | Brown, Trent | Acquired via Trade (Las Vegas) |
| 3/18/2021 | Cannon, Marcus | Traded to Houston |
| 3/18/2021 | Allen, Beau | Released |
| 3/18/2021 | Lee, Marqise | Released |
| 3/18/2021 | Izzo, Ryan | Traded to Houston |
| 3/19/2021 | Adams, Montravious | Signed |
| 3/19/2021 | Agholor, Nelson | Signed |
| 3/19/2021 | Anderson, Henry | Signed |
| 3/19/2021 | Bourne, Kendrick | Signed |
| 3/19/2021 | Henry, Hunter | Signed |
| 3/19/2021 | Judon, Matthew | Signed |
| 3/19/2021 | Karras, Ted | Signed |
| 3/19/2021 | McMillan, Raekwon | Signed |
| 3/19/2021 | Mills, Jalen | Signed |
| 3/19/2021 | Smith, Jonnu | Signed |
| 3/19/2021 | Van Noy, Kyle | Signed |
| 3/19/2021 | Davis, Cody | Re-signed |
| 3/19/2021 | Wise Jr., Deatrich | Re-signed |
| 3/22/2021 | Chung, Patrick | Placed on Reserve/Retired List |
| 3/22/2021 | Andrews, David | Re-signed |
| 3/23/2021 | Folk, Nick | Re-signed |
| 3/23/2021 | Godchaux, Davon | Signed |
| 3/23/2021 | Maluia, Cassh | Released |
| 3/23/2021 | Pinckney, Michael | Released |
| 3/23/2021 | Rohrwasser, Justin | Released |
| 3/24/2021 | Reynolds, LaRoy | Signed |
| 3/25/2021 | Johnson, Jakob | Re-signed |
| 3/25/2021 | White, James | Re-signed |
| 3/30/2021 | Guy, Lawrence | Re-signed |

APRIL 2021

| | | |
|-----------|--------------------|---------------------------------|
| 4/7/2021 | Woodard, Dustin | Reinstated from Reserve/Retired |
| 4/9/2021 | Reynolds, Ross | Released |
| 4/12/2021 | Edelman, Julian | Retired |
| 4/12/2021 | Barnett, Michael | Released |
| 4/16/2021 | Jackson, J.C. | Re-signed |
| 4/16/2021 | Woodard, Dustin | Released |
| 4/29/2021 | Jones, Mac | Drafted |
| 4/30/2021 | Dolegala, Jake | Released |
| 4/30/2021 | Barmore, Christian | Drafted |
| 4/30/2021 | Perkins, Ronnie | Drafted |

MAY 2021

| | | |
|-----------|----------------------|---------------------|
| 5/1/2021 | Stevenson, Rhamondre | Drafted |
| 5/1/2021 | McGrone, Cameron | Drafted |
| 5/1/2021 | Bledsoe, Joshuah | Drafted |
| 5/1/2021 | Sherman, Will | Drafted |
| 5/1/2021 | Nixon, Tre | Drafted |
| 5/6/2021 | Nordin, Quinn | Signed |
| 5/10/2021 | Langi, Harvey | Signed |
| 5/11/2021 | Sherman, Will | Signed/Draft Choice |
| 5/11/2021 | Nixon, Tre | Signed/Draft Choice |
| 5/14/2021 | McGrone, Cameron | Signed/Draft Choice |
| 5/17/2021 | Ferentz, James | Signed |
| 5/17/2021 | Redmond, Alex | Signed |
| 5/18/2021 | Hoyer, Brian | Signed |
| 5/18/2021 | Bledsoe, Joshuah | Signed/Draft Choice |
| 5/18/2021 | Toran, Najee | Released |
| 5/19/2021 | Stevenson, Rhamondre | Signed/Draft Choice |
| 5/20/2021 | Farnsworth, Wes | Signed |
| 5/21/2021 | Colbert, Adrian | Signed |
| 5/21/2021 | Gaffney, Tyler | Signed |
| 5/27/2021 | Fumagalli, Troy | Signed |
| 5/27/2021 | Reynolds, LaRoy | Released |
| 5/27/2021 | Vitale, Danny | Released |

JUNE 2021

| | | |
|-----------|-----------------|----------|
| 6/4/2021 | Hall, Marvin | Signed |
| 6/17/2021 | Aguayo, Roberto | Released |
| 6/17/2021 | Farnsworth, Wes | Released |
| 6/17/2021 | Prince, R.J. | Signed |
| 6/21/2021 | Ross, Devin | Signed |

JULY 2021

| | | |
|-----------|--------------------|--------------------------|
| 7/6/2021 | Jones, Mac | Signed/Draft Choice |
| 7/20/2021 | Perkins, Ronnie | Signed/Draft Choice |
| 7/21/2021 | Barmore, Christian | Signed/Draft Choice |
| 7/23/2021 | Wells, David | Signed |
| 7/27/2021 | Smith, Devin | Released |
| 7/29/2021 | Dolegala, Jake | Claimed off Waivers (GB) |
| 7/30/2021 | Hawkins, Jerald | Signed |

AUGUST 2021

| | | |
|----------|-------------------|---------------------------|
| 8/7/2021 | Maluia, Cassh | Signed |
| 8/7/2021 | Keene, Dalton | Placed on Reserve/Injured |
| 8/7/2021 | McMillan, Raekwon | Placed on Reserve/Injured |
| 8/9/2021 | Dolegala, Jake | Released |

AUGUST 2021

| | | |
|-----------|---------------------|--------------------------------|
| 8/9/2021 | Khoury, Brian | Signed |
| 8/10/2021 | Gant, Malik | Signed |
| 8/10/2021 | Gaffney, Tyler | Released |
| 8/15/2021 | Berry, Rashod | Released |
| 8/15/2021 | Hawkins, Jerald | Released |
| 8/15/2021 | Wells, David | Released |
| 8/17/2021 | Hall, Marvin | Placed on Reserve/Injured |
| 8/18/2021 | Fumagalli, Troy | Placed on Reserve/Injured |
| 8/24/2021 | Gant, Malik | Released |
| 8/24/2021 | Khoury, Brian | Released |
| 8/24/2021 | Maluia, Cassh | Released |
| 8/24/2021 | Prince, R.J. | Released |
| 8/24/2021 | Ross, Devin | Released |
| 8/24/2021 | Martin, Marcus | Released |
| 8/24/2021 | Warring, Kahale | Claimed off Waivers (Houston) |
| 8/25/2021 | Michel, Sony | Traded to LA Rams |
| 8/25/2021 | Hall, Marvin | Waived from Reserve/Injured |
| 8/26/2021 | Wade, Shaun | Acquired via Trade (Baltimore) |
| 8/27/2021 | Warring, Kahale | Released |
| 8/31/2021 | Adams, Montravious | Released |
| 8/31/2021 | Bower, Tashawn | Released |
| 8/31/2021 | Bryant, Myles | Released |
| 8/31/2021 | Colbert, Adrian | Released |
| 8/31/2021 | Cunningham, Korey | Released |
| 8/31/2021 | Ferentz, James | Released |
| 8/31/2021 | Folk, Nick | Released |
| 8/31/2021 | Hoyer, Brian | Released |
| 8/31/2021 | Jackson, Michael | Released |
| 8/31/2021 | LaCosse, Matt | Released |
| 8/31/2021 | Murray, Bill | Released |
| 8/31/2021 | Newton, Cam | Released |
| 8/31/2021 | Nixon, Tre | Released |
| 8/31/2021 | Redmond, Alex | Released |
| 8/31/2021 | Ross, D'Angelo | Released |
| 8/31/2021 | Sherman, Will | Released |
| 8/31/2021 | Spence, Akeem | Released |
| 8/31/2021 | Thurman, Nick | Released |
| 8/31/2021 | Virgin, Dee | Released |
| 8/31/2021 | Wilkerson, Kristian | Released |
| 8/31/2021 | Zuber, Isaiah | Released |
| 8/31/2021 | Cowart, Byron | Placed on Reserve/PUP List |
| 8/31/2021 | Gilmore, Stephon | Placed on Reserve/PUP List |
| 8/31/2021 | Hall, Terez | Placed on Reserve/PUP List |
| 8/31/2021 | Stidham, Jarrett | Placed on Reserve/PUP List |
| 8/31/2021 | Jennings, Anfernee | Placed on Reserve/Injured |
| 8/31/2021 | Bledsoe, Joshuah | Placed Reserve/NFI List |
| 8/31/2021 | McGrone, Cameron | Placed on Reserve/NFI List |
| 8/31/2021 | Durant, Yasir | Acquired via Trade (KC) |

SEPTEMBER 2021

| | | |
|-----------|---------------------|-------------------------------------|
| 9/1/2021 | Thurman, Nick | Placed on Reserve/Injured |
| 9/1/2021 | Bower, Tashawn | Signed to the practice squad |
| 9/1/2021 | Bryant, Myles | Signed to the practice squad |
| 9/1/2021 | Ferentz, James | Signed to the practice squad |
| 9/1/2021 | Folk, Nick | Signed to the practice squad |
| 9/1/2021 | Hoyer, Brian | Signed to the practice squad |
| 9/1/2021 | LaCosse, Matt | Signed to the practice squad |
| 9/1/2021 | Murray, Bill | Signed to the practice squad |
| 9/1/2021 | Nixon, Tre | Signed to the practice squad |
| 9/1/2021 | Redmond, Alex | Signed to the practice squad |
| 9/1/2021 | Ross, D'Angelo | Signed to the practice squad |
| 9/1/2021 | Sherman, Will | Signed to the practice squad |
| 9/1/2021 | Wilkerson, Kristian | Signed to the practice squad |
| 9/2/2021 | Perry, Malcolm | Claimed off Waivers (Miami) |
| 9/2/2021 | Harry, N'Keal | Placed on Reserve/Injured |
| 9/2/2021 | Gilbert, Garrett | Signed to the practice squad |
| 9/2/2021 | Mason, Ben | Signed to the practice squad |
| 9/2/2021 | Tavai, Jahllani | Signed to the practice squad |
| 9/3/2021 | Thurman, Nick | Released from Reserve/Injured |
| 9/5/2021 | Ekuale, Daniel | Signed to the practice squad |
| 9/11/2021 | Folk, Nick | Elevated to the active roster |
| 9/11/2021 | Hoyer, Brian | Elevated to the active roster |
| 9/11/2021 | Perry, Malcolm | Placed on Reserve/Injured |
| 9/13/2021 | Folk, Nick | Reverted back to the practice squad |
| 9/13/2021 | Hoyer, Brian | Reverted back to the practice squad |
| 9/18/2021 | Hoyer, Brian | Signed from the practice squad |
| 9/18/2021 | Nordin, Quinn | Placed on Reserve/Injured |
| 9/18/2021 | Folk, Nick | Elevated to the active roster |
| 9/18/2021 | Bower, Tashawn | Elevated to the active roster |
| 9/19/2021 | Bower, Tashawn | Reverted back to the practice squad |
| 9/19/2021 | Folk, Nick | Reverted back to the practice squad |
| 9/21/2021 | Folk, Nick | Signed from the practice squad |
| 9/21/2021 | Jackson, Drake | Signed to the practice squad |
| 9/22/2021 | Eldrenkamp, Jake | Signed to the practice squad |
| 9/25/2021 | Tavai, Jahllani | Elevated to the active roster |
| 9/25/2021 | Eldrenkamp, Jake | Released from the practice squad |
| 9/27/2021 | Tavai, Jahllani | Reverted back to the practice squad |

OCTOBER 2021

| | | |
|-----------|--------------------|-------------------------------------|
| 10/1/2021 | White, James | Placed on Reserve/Injured |
| 10/2/2021 | Harry, N'Keal | Activated to the 53-man roster |
| 10/2/2021 | Bryant, Myles | Elevated to the active roster |
| 10/2/2021 | Tavai, Jahllani | Elevated to the active roster |
| 10/4/2021 | Bryant, Myles | Reverted back to the practice squad |
| 10/4/2021 | Tavai, Jahllani | Reverted back to the practice squad |
| 10/6/2021 | Gilmore, Stephon | Traded to Carolina |
| 10/6/2021 | Collins Sr., Jamie | Signed |
| 10/6/2021 | Benton, Elijah | Signed to the practice squad |
| 10/6/2021 | Anderson, Henry | Placed on Reserve/Injured |
| 10/9/2021 | Brown, Trent | Placed on Reserve/Injured |
| 10/9/2021 | Bryant, Myles | Elevated to the active roster |
| 10/9/2021 | Ferentz, James | Elevated to the active roster |



2021 TRANSACTIONS

OCTOBER 2021 (continued)

| | | |
|------------|------------------|--------------------------------------|
| 10/9/2021 | Redmond, Alex | Elevated to the active roster |
| 10/9/2021 | Sherman, Alex | Elevated to the active roster |
| 10/11/2021 | Bryant, Myles | Reverted back to the practice squad |
| 10/11/2021 | Ferentz, James | Reverted back to the practice squad |
| 10/11/2021 | Redmond, Alex | Reverted back to the practice squad |
| 10/11/2021 | Sherman, Alex | Reverted back to the practice squad |
| 10/13/2021 | Tavai, Jahlani | Signed from the practice squad |
| 10/13/2021 | Davis, Sean | Signed to the practice squad |
| 10/16/2021 | Ferentz, James | Elevated to the active roster |
| 10/18/2021 | Ferentz, James | Reverted back to the practice squad |
| 10/19/2021 | Bryant, Myles | Signed from the practice squad |
| 10/19/2021 | Winovich, Chase | Placed on Reserve/Injured |
| 10/19/2021 | Patterson, Riley | Signed to the practice squad |
| 10/23/2021 | Jones, Jonathan | Placed on Reserve/Injured |
| 10/23/2021 | Ekualé, Daniel | Elevated to the active roster |
| 10/23/2021 | Ferentz, James | Elevated to the active roster |
| 10/24/2021 | Ekualé, Daniel | Reverted back to the practice squad |
| 10/24/2021 | Ferentz, James | Reverted back to the practice squad |
| 10/26/2021 | Langi, Harvey | Placed on Reserve/Injured |
| 10/26/2021 | Benton, Elijah | Released from the practice squad |
| 10/27/2021 | Ferentz, James | Signed from the practice squad |
| 10/27/2021 | Munson, Calvin | Signed from the Miami practice squad |
| 10/27/2021 | Bausby, De'Vante | Signed to the practice squad |
| 10/7/2021 | Poole, Brian | Signed to the practice squad |
| 10/30/2021 | Ekualé, Daniel | Elevated to the active roster |

NOVEMBER 2021

| | | |
|------------|---------------------|-------------------------------------|
| 11/2/2021 | Ekualé, Daniel | Reverted back to the practice squad |
| 11/6/2021 | Wilkerson, Kristian | Elevated to the active roster |
| 11/8/2021 | Wilkerson, Kristian | Reverted back to the practice squad |
| 11/8/2021 | Ferentz, James | Released |
| 11/8/2021 | Jackson, Drake | Released from the practice squad |
| 11/8/2021 | Mason, Ben | Released from the practice squad |
| 11/9/2021 | Stidham, Jarrett | Activated to the 53-man roster |
| 11/9/2021 | Poole, Brian | Released from the practice squad |
| 11/10/2021 | Ferentz, James | Signed to the practice squad |
| 11/14/2021 | Brown, Trent | Activated to the 53-man roster |
| 11/14/2021 | Collins Sr., Jamie | Placed on Reserve/Injured |
| 11/14/2021 | Bower, Tashawn | Elevated to the active roster |
| 11/14/2021 | LaCosse, Matt | Elevated to the active roster |
| 11/15/2021 | Bower, Tashawn | Reverted back to the practice squad |
| 11/15/2021 | LaCosse, Matt | Reverted back to the practice squad |
| 11/17/2021 | Winovich, Chase | Activated to the 53-man roster |
| 11/17/2021 | Uche, Josh | Placed on Reserve/Injured |
| 11/17/2021 | Perry, Malcolm | Released |
| 11/23/2021 | Waitman, Corliss | Signed to the practice squad |
| 11/25/2021 | Scott, Niles | Signed to the practice squad |



PATRIOTS AT BUFFALO BILLS

SERIES HISTORY

New England and Buffalo will meet for the first of two meetings in 2021 and will play in a Monday Night game for the second straight meeting. Last season, the Patriots were swept by Buffalo for the first time since the 1999 season. The Patriots fell at Buffalo, 24-21, on Nov. 1 and then lost, 38-9, on Monday Night Football on Dec. 28 at Gillette Stadium. The last time the Patriots played at Buffalo in a Monday Night game was on Oct. 29, 2018 when the Patriots defeated the Bills, 25-6.

The Patriots will play Buffalo in a Monday Night game for the sixth time (1995, 2009, 2015, 2018 and 2020). The Patriots are 4-1 against Buffalo in Monday Night games.

This week's game will be the 123rd meeting between the two teams. New England holds a 76-45-1 edge in the series and have won 35 of the last 42 games between the clubs dating back to 2000.

The Patriots are 37-23-1 overall in Buffalo, including a 30-17 record at the newly-named Highmark Stadium in Orchard Park, N.Y.

The series between the AFC East rivals began in 1960. The Patriots' 76 wins over the Bills is their highest victory total over any opponent, nine higher than their next highest win total against the New York Jets (71).

After seven straight series sweeps and 15 consecutive Patriots wins from 2003-10, Buffalo ended the streak with a 34-31 victory at Ralph Wilson Stadium in the first meeting between the teams in 2011. The 15-game win streak is tied for the fourth-longest winning streak over a single opponent in NFL history. The Patriots avenged that loss in the 2011 regular season finale by overcoming a 21-0 first quarter deficit and scoring 49 unanswered points en route to a 49-21 victory.

The teams have had many memorable match ups over the years, including a span from 1999 to 2001 where four-of-five contests were decided in overtime.

The Patriots' first ever playoff game was a 26-8 win over the Bills at Buffalo on Dec. 28, 1963.

SERIES BREAKDOWN

| | |
|---|----------------------|
| Home Record | 39-22 |
| Record in Foxboro..... | 33-17 |
| Foxboro Stadium | 17-14 |
| Gillette Stadium..... | 16-3 |
| Record in Boston..... | 6-5 |
| Road Record | 37-23-1 |
| War Memorial Stadium..... | 7-6-1 |
| Ralph Wilson/Rich Stadium/New Era/Highmark..... | 30-17 |
| Largest Margin of Victory..... | 46 points (2007) |
| Largest Margin of Defeat | 35 points (1970) |
| Longest Win Streak..... | 15 games (2003-2010) |
| Bill Belichick vs. Buffalo..... | 35-8 (35-7 with NE) |
| Sean McDermott vs. New England..... | 2-6 |

QUICK HITS

- The Patriots have recorded 77 wins over the Bills, the most by the Patriots against any one opponent. The Jets are second on that list with 73 wins by the Patriots.
- The Buffalo Bills snapped a streak of 13 straight home wins by the Patriots, including 12 straight wins by the Patriots at Gillette Stadium, with their 17-9 win in the 2014 regular season finale on Dec. 28, 2014.
- Bill Belichick has a 98-35 (.737) all-time regular season record against the AFC East as head coach of the Patriots.

STREAKING SUCCESS

The Patriots won 15 straight games against the Buffalo Bills from 2003 through 2010, tied for the fourth-longest winning streak over a single opponent in NFL history.

LONGEST WIN STREAKS OVER A SINGLE OPPONENT

| Winner | Opponent | Consecutive Wins |
|--------------------|---------------------|------------------|
| Miami | Buffalo | 20 |
| San Francisco | L.A./St. Louis Rams | 17 |
| Washington | Detroit | 16 |
| New England | Buffalo | 15 |
| Green Bay | Chicago Cardinals | 15 |

TALE OF THE TAPE

| 2021 Regular Season | New England | Buffalo |
|--------------------------|-------------|------------|
| Record | 8-4 | 7-4 |
| Divisional Standings | 1st | 2nd |
| Total Yards Gained | 4,264 | 4,282 |
| Total Offense (Rank) | 355.3 (14) | 389.3 (5) |
| Rush Offense | 115.3 (12) | 118.3 (11) |
| Pass Offense | 240.0 (14) | 271.0 (7) |
| Points Per Game | 28.0 (7) | 29.6 (2T) |
| Total Yards Allowed | 3,800 | 3,027 |
| Total Defense (Rank) | 316.7 (4) | 275.2 (1) |
| Rush Defense | 115.8 (20) | 96.6 (6) |
| Pass Defense | 200.9 (3) | 178.5 (2) |
| Points Allowed/Game | 15.8 (1) | 16.5 (2) |
| Possession Avg. | 30:41 | 31:04 |
| Sacks Allowed/Yards Lost | 24/204 | 17/118 |
| Sacks Made/Yards | 30/208 | 21/116 |
| Total Touchdowns Scored | 35 | 38 |
| Penalties Against/Yards | 67/619 | 79/696 |
| Punts/Avg. | 36/45.8 | 30/42.9 |
| Turnover Differential | +10 (2) | +9 (3t) |

PATRIOTS VS. BILLS ON MONDAY NIGHT

| Date | W/L | Score | Stadium |
|----------|-----|-------|------------------|
| 10/23/95 | W | 27-14 | Foxboro Stadium |
| 9/14/09 | W | 25-24 | Gillette Stadium |
| 11/23/15 | W | 20-13 | Gillette Stadium |
| 10/29/18 | W | 25-6 | New Era Field |
| 12/28/20 | L | 9-38 | Gillette Stadium |



PATRIOTS AT BUFFALO BILLS

2020 FIRST MEETING: BILLS 24, PATRIOTS 21

| | 1 | 2 | 3 | 4 | Score |
|-------------|---|---|---|----|-------|
| New England | 0 | 6 | 8 | 7 | 21 |
| Buffalo | 7 | 0 | 7 | 10 | 24 |

SCORING SUMMARY

First Quarter:

BUF: Z.Moss 8 yd. (T.Bass kick) (10-78, 5:10)

Second Quarter:

NE: N.Folk 43 yd. Field Goal (8-44, 4:10)

NE: N.Folk 33 yd. Field Goal (7-34, 1:30)

Third Quarter:

BUF: Z.Moss 4 yd. run (T.Bass kick) (5-75, 2:51)

NE: D.Harris 22 yd. run (C.Newton-J.Meyers pass) (5-37, 2:49)

Fourth Quarter:

BUF: J.Allen 2 yd. run (T.Bass kick) (9-45, 4:51)

NE: C.Newton 2 yd. run (N.Folk kick) (7-72, 3:36)

BUF: T.Bass 28 yd. Field Goal (10-63, 5:30)

TEAM STATISTICS

| | NE | BUF |
|----------------------------|---------|---------|
| First Downs | 20 | 22 |
| Rushes-Yds (Net) | 34-188 | 38-190 |
| Passing Yds (Net) | 161 | 149 |
| Passes Comp-Att-Int | 25-15-0 | 18-11-1 |
| Total Offense Plays-Yds | 61 | 57 |
| Fumble Returns-Yards | 0-0 | 1-0 |
| Punt Returns-Yards | 1-15 | 0-0 |
| Kickoff Returns-Yards | 3-53 | 3-50 |
| Interception Returns-Yards | 1-25 | 0-0 |
| Punts (Number-Avg) | 4-43.3 | 3-40.7 |
| Fumbles-Lost | 1-1 | 0-0 |
| Penalties-Yards | 5-35 | 5-30 |
| Possession Time | 30:46 | 29:14 |
| Third-Down Conversions | 5-10 | 5-11 |
| Fourth-Down Conversions | 0-0 | 0-0 |
| Red-Zone Scores-Chances | 1-3 | 3-4 |
| Sacks By: Number-Yards | 1-5 | 2-13 |

Attendance: 0

RUSHING: NE - D. Harris 16-102-1 TD, C.Newton 9-54-1 TD, R.Burkhead 6-26, G.Olszewski 1-6, J.White 2-0. **BUF** - D.Singletary 14-86, Z.Moss 14-81-2 TDs, J.Allen 10-23-1 TD.

PASSING: NE - C.Newton 25-15-174 0 TDS/0 INTs **BUF** - J.Allen 18-11-154 0 TDS/1 INT.

RECEIVING: NE - J.Meyers 6-58, D.Burd 3-39, J.White 2-35, R.Izzo 2-24, I.Zuber 1-13, R.Burkhead 1-5. **BUF** - S.Diggs 6-92, C.Beasley 2-24, J.Brown 1-21, T.Kroft 1-11, D.Singletary 1-6.

2020 SECOND MEETING: BILLS 38, PATRIOTS 9

| | 1 | 2 | 3 | 4 | Score |
|-------------|---|----|---|---|-------|
| Buffalo | 3 | 21 | 7 | 7 | 38 |
| New England | 3 | 6 | 0 | 0 | 9 |

SCORING SUMMARY

First Quarter:

NE: N.Folk 45 yd. Field Goal (6-38, 2:16)

BUF: T.Bass 22 yd. Field Goal (10-49, 6:01)

Second Quarter:

BUF: Z.Moss 5 yd. run (T.Bass kick) (12-70, 5:28)

NE: C.Newton 9 yd. run (kick failed, wl) (9-90, 4:11)

BUF: L.Smith 4 yd. pass from J.Allen (T.Bass kick) (10-75, 5:07)

BUF: S.Diggs 50 yd. pass from J.Allen (T.Bass kick) (3-67, 0:47)

Third Quarter:

BUF: S.Diggs 18 yd. pass from J.Allen (T.Bass kick) (8-75, 3:32)

Fourth Quarter:

BUF: S.Diggs 8 yd. pass from J.Allen (T.Bass kick) (10-95, 7:25)

TEAM STATISTICS

| | BUF | NE |
|----------------------------|---------|--------|
| First Downs | 31 | 11 |
| Rushes-Yds (Net) | 31-130 | 24-145 |
| Passing Yds (Net) | 344 | 56 |
| Passes Comp-Att-Int | 40-30-0 | 21-9-0 |
| Total Offense Plays-Yds | 71-474 | 28-201 |
| Fumble Returns-Yards | 0-0 | 0-0 |
| Punt Returns-Yards | 4-25 | 1-5 |
| Kickoff Returns-Yards | 1-49 | 4-74 |
| Interception Returns-Yards | 0-0 | 0-0 |
| Punts (Number-Avg) | 2-56.5 | 7-51.7 |
| Fumbles-Lost | 1-0 | 0-0 |
| Penalties-Yards | 3-27 | 4-25 |
| Possession Time | 39:41 | 20:19 |
| Third-Down Conversions | 5-12 | 4-12 |
| Fourth-Down Conversions | 3-3 | 0-0 |
| Red-Zone Scores-Chances | 4-5 | 1-1 |
| Sacks By: Number-Yards | 3-22 | 0-0 |

Attendance: 0

RUSHING: BUF - Z.Moss 12-57-1 TD, D.Singletary 10-36, J.Allen 4-35, IMcKenzie 2-5, M.Barkley 3(-3). **NE** - S.Michel 10-69, J.Taylor 6-38, C.Newton 4-24-1 TD, J.White 4-14.

PASSING: BUF - J.Allen 36-27-320 4 TDs/0 INTs., M.Barley 3-2-11 0 TDs/0 INTs., J.Johnson 1-1-13 0 TDs/0 INTs. **NE** -

RECEIVING: BUF - S.Diggs 9-145-3 TDs, IMcKenzie 4-26, D.Knox 3-51, G.Davis 3-33, C.Beasley 3-17, L.Smith 2-31-1 TD, D.Singletary 2-16, A.Roberts 2-12, S.Neal 1-13. **NE** - J.Meyers 4-45, J.White 3-23, D.Byrd 1-7, N.Harry 1-3.



PATRIOTS AT BUFFALO BILLS

CONNECTIONS

FORMER COLLEGE TEAMMATES

| | |
|--|---|
| | NE RB Damien Harris (2015-18)* |
| | NE LB Anfernee Jennings (2015-19)* |
| | BUF OC Brian Daboll (2017)* |
| | BUF Asst. QBC Shea Tierney (2016-17) |
| | BUF DB Levi Wallace (2014-17)* |
| | NE DL Lawrence Guy (2008-10) |
| | NE WR N'Keal Harry (2016-18) |
| | BUF G Jamil Douglas (2010-14) BUF P Matt Haack (2013-16) |
| | NE OL Trent Brown (2013-14) |
| | BUF DE Bryan Cox Jr. (2013-16) |
| | NE TE Jonnu Smith (2013-16) |
| | BUF Safeties Coach Bobby Babich (2016) |
| | NE C David Andrews (2011-14) |
| | NE OL Isaiah Wynn (2014-17) |
| | BUF QB Jake Fromm (2017-19) |
| | BUF WR Isaiah McKenzie (2014-16) |
| | NE C James Ferentz (2008-12) |
| | NE DL Carl Davis (2010-14) |
| | BUF G Ike Boettger (2013-17) |
| | BUF S Micah Hyde (2009-12) |
| | NE TEC/FBC Nick Caley (2009-11) |
| | BUF LB A.J. Klein (2009-12) |
| | NE DL Davon Godchaux (2014-16) |
| | NE QC/QBC Bo Hardegree (2011-13) |
| | NE DB Jalen Mills (2012-15) |
| | BUF LS Reid Ferguson (2012-15) |
| | BUF CB Tre'Davious White (2013-16) |
| | NE DB J.C. Jackson (2014-17) |
| | NE DT Byron Cowart (2015-18) |
| | BUF WR Stefon Diggs (2012-14) |
| | NE OC Josh McDaniels (1999) |
| | BUF OC Brian Daboll (1998-99) |
| | BUF TE Dawson Knox (2015-18) |
| | NE WR Tre Nixon (2016-17) |
| | NE LB Ronnie Perkins (2018-20) |
| | BUF G Cody Ford (2015-18) |
| | NE P Jake Bailey (2015-18) |
| | BUF DT Harrison Phillips (2014-17) |
| | BUF Asst. S&C Hal Luther (2000-12) |
| | NE Sr. Def. Advisor Matt Patricia (2001-03) |
| | NE WR Tre Nixon (2018-20) |
| | BUF WR Gabriel Davis (2017-19) |
| | NE TE Dalton Keene (2017-19) |
| | BUF LB Tremaine Edmunds (2016-18) |
| | NE OL Justin Herron (2015-19) |
| | BUF DE Boogie Basham (2016-20) |

* Won National Championship

FORMER NFL TEAMMATES

| | |
|--|---|
| | |
| DB Justin Bethel (2018) | DT Justin Zimmer (2018) |
| DL Carl Davis (2015-17) DL Lawrence Guy (2014-16) LB Matthew Judon (2016-20) | DC/Asst. HC Leslie Frazier (2016) |
| LB Jamie Collins (2016-18) QB Brian Hoyer (2013-14) Asst. OLC Billy Yates (Player, 2009-10) | DBC Bobby Babich (2013-15) OC Brian Daboll (2009-10) S Jordan Poyer (2013-16) |
| OL James Ferentz (2015-16) QC/QBs Bo Hardegree (2014) TE Matt LaCosse (2017-19) | Asst. WRC Marc Lubick (2015-16) WR Isaiah McKenzie (2017-18) WR Emanuel Sanders (2014-18) |
| Research & Analysis/Coaching Evan Rothstein (2012-20) LB Kyle Van Noy (2014-16) | OLC Bobby Johnson (2013-14) |
| QB Brian Hoyer (2015) OL James Ferentz (2014-15) | DBC John Butler (2014-17) |
| DL Lawrence Guy (2012-13) | DE Mario Addison (2011-12) DE Jerry Hughes (2010-12) |
| TE Hunter Henry (2016-20) DB Adrian Phillips (2014-19) | DBC Bob Babich (2016) |
| DB Cody Davis (2013-17) | TEC Rob Boras (2012-16) |
| RB Brandon Bolden (2018) DT Davon Godchaux (2017-20) QC/QBC Bo Hardegree (2016-18) LB Rae'kwon McMillan (2018-19) | RB Matt Breida (2020) OL Jamil Douglas (2015-16) P Matt Haack (2017-20) |
| TE Matt LaCosse (2015, 2017) | OT Bobby Hart (2015-17) |
| K Nick Folk (2010-16) | S&C Asst. Jason Oszvart (2014) |
| WR Nelson Agholor (2015-19)^ | Asst. QBC Shea Tierney (2013-15)^ |
| QB Brian Hoyer (2012) | WR Emanuel Sanders (2010-13) |
| WR Kendrick Bourne (2017-20) OL Trent Brown (2015-17) QB Brian Hoyer (2017) | RB Matt Breida (2017-19) WR Emanuel Sanders (2019) |

^ Won Super Bowl

^ Won Super Bowl



PATRIOTS *WHAT TO LOOK FOR THIS WEEK*

TEAM NOTES...

- The Patriots lead the NFL with 19 interceptions in 2021. In 2020, the Patriots tied for the NFL lead with Miami, New Orleans and Pittsburgh with 18 interceptions. The 2019 Patriots led the NFL with 25 interceptions. Two teams have led the NFL in interceptions in three or more consecutive seasons: Kansas City (5 straight – 1966-70) and the New York Giants (3 straight – 1937-39). Overall, the Patriots have led the NFL in interceptions four times (2003, 2010, 2019 and 2020).
- The Patriots have returned three interceptions for a touchdown this season, tied with Dallas for the most in the NFL in 2021. The Patriots have returned at least four picks for a touchdown in a season four times with four in 1997 and 2010, and five in 2003 and 2001.
- The Patriots have had four takeaways in each of the last two games and will look to have their third straight game with four turnovers. The last team with 4+ takeaways in three straight games was Baltimore (2010-11). Overall, the Patriots enter this week tied with Buffalo for second in the NFL with 25 total takeaways. Indianapolis is in first with 27 takeaways. The Patriots have reached at least 30 takeaways nine times under Bill Belichick.
- The Patriots set a team record by going four straight games without allowing a point in the second half. The Patriots will look to extend that mark to five straight games against Buffalo. The longest streak in a single season is 8 straight games by the 1934 Detroit Lions. Since the merger, the NFL record is 4 and has been done by seven teams.
- The Patriots have 34 seasons since the 1970 merger in which the team has finished above .500, second only to the Pittsburgh Steelers (37). New England also had 19 consecutive winning seasons from 2001-19, the second longest streak in NFL history. A win against Buffalo this week will give the Patriots their 35th winning season since the merger and their 20th winning season since the 2001 season.

MOST WINNING SEASONS SINCE THE 1970 MERGER

| Team..... | Seasons |
|-------------------------|-----------|
| Pittsburgh..... | 37 |
| New England..... | 34 |
| Dallas..... | 33 |
| Minnesota..... | 31 |
| Miami..... | 31 |
| Denver..... | 29 |

MOST WINNING SEASONS SINCE 2001

| Team | Seasons |
|-------------------------|-----------|
| New England..... | 19 |
| Pittsburgh..... | 15 |
| Green Bay..... | 15 |
| Seattle..... | 15 |
| Baltimore..... | 14 |
| Indianapolis..... | 14 |
| Philadelphia..... | 13 |

- The Patriots will look to improve to a 6-0 road record. The Patriots have finished undefeated on the road twice in franchise history (2007 and 2016). The Patriots have the best road record since Robert Kraft purchased the team in 1994 with a 137-84 (.620) record.
- The Patriots will look to improve to a 7-1 record in the conference with a win against Buffalo. Cincinnati is second in the conference with a 5-2 record.
- The Patriots defense enters this week allowing just 15.8 points per game, first in the NFL. Since 2001, the Patriots have recorded 13 seasons of 20.0 points allowed or fewer, tied for the second-most in the NFL during that span.


SEASONS ALLOWING 20 POINTS PER GAME OR FEWER SINCE 2001

| Team | Seasons..... | Years |
|-------------------------|----------------|--------------------------------------|
| Baltimore..... | 14..... | 2001, 03-06, 08-11, 14, 17-20 |
| New England..... | 13..... | 2001, 03-04, 06-10, 14-17, 19 |
| Pittsburgh..... | 13..... | 2001, 04-08, 10-12, 15, 17, 20 |
| Miami..... | 8..... | 2001-03, 05-06, 08, 11-12 |
| Chicago..... | 8..... | 2001, 2005-06, 10, 12, 17-19 |
| Denver..... | 8..... | 2003-06, 12, 15-16, 19 |
| Seattle..... | 8..... | 2005, 07, 11-16 |
| Jacksonville..... | 8..... | 2001-02, 04-07, 17-18 |

TE HUNTER HENRY

WHAT TO LOOK FOR...

- Hunter Henry has seven touchdown receptions in 2021 and needs one more to match the eight he had as a rookie with the San Diego Chargers in 2016. Rob Gronkowski is the only Patriots tight end to reach 10 touchdown receptions in a season. Gronkowski accomplished the feat five times with the Patriots.





PATRIOTS *WHAT TO LOOK FOR THIS WEEK*

WR KENDRICK BOURNE

WHAT TO LOOK FOR...

- Kendrick Bourne enters this week with 42 receptions for 623 yards and a career-high five touchdowns. He needs 8 receptions at Buffalo to establish a single-season high. He had 49 receptions in 2020 with San Francisco. Bourne needs 45 receiving yards against Buffalo to establish a single-season high. He had 667 receiving yards in 2020 with San Francisco.



WR JAKOBI MEYERS

WHAT TO LOOK FOR...

- WR Jakobi Meyers has the best two regular seasons for any Patriots wide receiver that originally joined the team as a rookie free agent. With a team-leading 59 receptions for 620 yards, he matched the 59 receptions he had in 2020 and needs 110 receiving yards to surpass the 729 yards he had in 2020 for the most in a season by an undrafted Patriots receiver.
- Meyers completed two passes for 45 yards in Week 4 against Tampa Bay. He is now 4-of-4 for 88 yards with two touchdowns and a perfect 158.3 passer rating in his career. If he completes one more pass in 2021, he will be the first Patriots wide receiver to complete more than two passes in a single season. Julian Edelman completed two passes in 2018, 2019 and 2020, and Harold Jackson completed two passes in 1980. In addition to the Tampa Bay game, Meyers completed two passes, both for touchdowns, in 2020.
- The most passes thrown by a non quarterback in a single season for the Patriots were by RB Andy Johnson, who was 7-of-9 for 194 yards with four touchdowns in 1981 and RB Dick Christy, who was 6-of-11 for 94 yards with two touchdowns in 1960.
- Meyers has two 2-point conversions in 2021 after converting vs. Dallas on Oct. 17 and at LA Chargers on Oct. 31. Only 17 players have had three in one season. The NFL record for most in a season is four by Todd Heap of Baltimore in 2003.
- Meyers has three total 2-point conversions and needs one more to tie Julian Edelman and Gino Cappelletti for the team's all-time career high with four 2-point conversions.



PATRIOTS/MOST 2-POINT CONVERSIONS CAREER

- 4 Julian Edelman
Gino Cappelletti
- 3 **Jakobi Meyers**

MOST RECEPTIONS & YARDS BY AN UNDRAFTED PATRIOT (SINGLE SEASON SINCE 1970)

| Player | Season | Rec. | Yds | Avg. | TDs |
|--------------------|--------|------|-----|------|-----|
| Jakobi Meyers | 2020 | 59 | 729 | 12.4 | 0 |
| Jakobi Meyers | 2021 | 59 | 620 | 10.5 | 1 |
| Will Moore | 1995 | 43 | 502 | 11.7 | 1 |
| Kenbrell Thompkins | 2013 | 32 | 466 | 14.6 | 4 |
| Ray Crittenden | 1994 | 28 | 379 | 13.5 | 3 |
| Jakobi Meyers | 2019 | 26 | 359 | 13.8 | 0 |



PATRIOTS *WHAT TO LOOK FOR THIS WEEK*

RB DAMIEN HARRIS

WHAT TO LOOK FOR...

- Damien Harris leads the Patriots with a career-high eight rushing touchdowns in 2021 and needs two more to reach double-digit rushing touchdowns. He can become the 12th Patriots player to do so and it would be the 16th time the Patriots had a player reach double-digit rushing touchdowns in a single season.
- Harris has three 100-yard games so far in 2021. He needs one more to match Sony Michel, who had four 100-yard games in 2018. Since 1970, only Curtis Martin (9 in 1995), Corey Dillon (9 in 2004), and John Stephens (5 in 1988) have had more than four 100-yard games in a season for the Patriots.



QB MAC JONES

WHAT TO LOOK FOR...

- Mac Jones has completed over 70 percent of his passes in eight of his first 12 NFL games. Jones can tie the rookie record this week against Buffalo. Dak Prescott completed 70 percent of his passes in nine games as a rookie in 2016. The NFL record is 13 games by Drew Brees in 2017.
- Jones is leading all rookie quarterbacks with 2,850 passing yards and 16 touchdowns. He needs 150 passing yards and four touchdowns at Buffalo this week to become the 15th rookie quarterback to reach 3,000 yards passing and 20 touchdowns.
- Through 12 games, Jones' completion percentage is 70.3. The best completion percentage for a season by a rookie quarterback is Dak Prescott at 67.7 percent in 2016.
- Jones has won his first five road games and with a win this week at Buffalo he will join Dak Prescott (6 in 2016 with Dallas) and Ben Roethlisberger (6 in 2004 with Pittsburgh) as the only rookie quarterbacks to win each of their first six road games in league annals.
- Jones has helped lead the Patriots to six straight wins. He is the seventh rookie quarterback in the Super Bowl era to lead his team to a six-game winning streak.



ROOKIE QBs TO WIN 6+ CONSECUTIVE GAMES/SB ERA

| | | |
|---------------------------------------|------------------|----------|
| Ben Roethlisberger (Pittsburgh) | 2004..... | 13 |
| Dak Prescott (Dallas)..... | 2016..... | 11 |
| Kyle Orton (Chicago) | 2005..... | 8 |
| Mike Kruczek (Pittsburgh) | 1976 | 6 |
| Vince Young (Tennessee)..... | 2006..... | 6 |
| Robert Griffin III (Washington) | 2012 | 6 |
| Mac Jones (New England) | 2021..... | 6 |

DB CODY DAVIS

WHAT TO LOOK FOR...

- Cody Davis reached double-digit special teams tackles with his 10th tackle last week at Tennessee. He needs one more special teams tackle to establish a single-season high. He had 10 special teams tackles in 2015 with the Rams and 10 in 2018 with Jacksonville.





PATRIOTS WHAT TO LOOK FOR THIS WEEK

CB J.C. JACKSON

WHAT TO LOOK FOR...

- J.C. Jackson secured his 24th interception last week and is now tied with Ronnie Lippett and Nick Buoniconti for 9th place on the Patriots all-time interception list. With an interception this week at Buffalo he will secure sole possession of 9th place on the list.
- Jackson has the most interceptions since he entered the NFL as a rookie free agent in 2018 with a total of 24 picks.

MOST INTERCEPTIONS SINCE 2018

| Player | Team | Interceptions |
|----------------|-------------|---------------|
| J.C. Jackson | New England | 24 |
| Xavien Howard | Miami | 21 |
| Justin Simmons | Denver | 16 |
| Kevin Byard | Tennessee | 15 |



- Jackson increased his two-year interception total to 16 (9 in 2020 and 7 in 2021) to tie Asante Samuel (16) - (10 in 2006 and 6 in 2007) for the most interceptions in consecutive seasons for the Patriots last week and needs one more interception to set the mark for most interceptions in a two-year total.
- Jackson enters this week second in the NFL with 7 interceptions to Dallas' Trevon Diggs, who has 8 picks. If Jackson gets an interception this week, he will be the only Patriots player with at least two seasons with 8 or more interceptions.
- Jackson has 24 career interceptions, tied with Pro Football Hall of Famer Kenny Easley (24 interceptions) and Richard Sherman (24) for the third-most by a player in his first four seasons since 1970. Only Lester Hayes (25 interceptions) and Everson Walls (25) have more.

MOST INTS IN A SINGLE SEASON IN PATRIOTS HISTORY

| Player | Season | Interceptions |
|---------------------|-------------|---------------|
| Ron Hall | 1964 | 11 |
| Asante Samuel | 2006 | 10 |
| J.C. Jackson | 2020 | 9 |
| Ty Law | 1998 | 9 |
| Ronnie Lippett | 1986 | 8 |
| Mike Haynes | 1976 | 8 |

DB DEVIN MCCOURTY

WHAT TO LOOK FOR...

- Devin McCourty has 36 career takeaways in the regular season and is tied with Roland James for fourth all-time in team history. He needs one more takeaway to move into sole possession of fourth place.

PATRIOTS ALL-TIME INTERCEPTION YARDAGE LEADERS

| Player | Seasons | Interception Yards |
|-----------------------|---------------------|--------------------|
| Ty Law | 1995-2004 | 583 |
| Raymond Clayborn | 1977-89 | 555 |
| Devin McCourty | 2010-present | 515 |
| Ron Hall | 1961-67 | 476 |
| Fred Marion | 1982-91 | 457 |

MOST TAKEAWAYS IN PATRIOTS HISTORY

| Player | Total Takeaways |
|-----------------------|--------------------------------|
| Raymond Clayborn | 44 (36 INT, 8 Fum. rec) |
| Fred Marion | 42 (29 INT, 13 Fum. rec) |
| Ty Law | 40 (36 INT, 4 Fum. rec) |
| Devin McCourty | 36 (30 INT, 6 Fum. rec) |
| Roland James | 36 (29 INT, 7 Fum. rec) |
| Mike Haynes | 35 (28 INT, 7 Fum. rec) |





PATRIOTS *WHAT TO LOOK FOR THIS WEEK*


LB MATTHEW JUDON

WHAT TO LOOK FOR...

- LB Matthew Judon increased his 2021 sack total to 11 ½ with an 8-yard sack of Ryan Tannehill in the first quarter last week. With a sack this week at Buffalo he will join Chandler Jones (12 ½ in 2015) and Mike Vrabel (12 ½ in 2007) for the most sacks in a season by a Patriots player under Bill Belichick.

PATRIOTS 12-PLUS SACK SEASONS UNDER BILL BELICHICK

| Sacks | Player | Year |
|------------|----------------------|------|
| 12.5 | Mike Vrabel | 2007 |
| 12.5 | Chandler Jones | 2015 |



K NICK FOLK

WHAT TO LOOK FOR...

- Nick Folk enters this week first in the NFL with 31 field goals. Folk has never led the NFL in field goals. Since 1970, the Patriots have had a player finish first in the NFL in field goals five times – Tony Franklin in 1986, Adam Vinatieri in 2004 and Stephen Gostkowski in 2008, 2013 and 2014.
- Folk tied the team record for most 50-yard field goals in a season with his fifth 50-yard field goal last week. If he connects on a 50-yard field goal at Buffalo he will establish the team record most 50-yard field goals in one season. Stephen Gostkowski had five 50-yard field goals in 2013.
- Folk has connected on four field goals in four of the five road games in 2021.
- Folk is leading the NFL with 122 total points. He needs 10 more points to establish a single-season high. He had 131 total points as a rookie in 2007 with Dallas.
- Folk connected on five field goals vs. Tennessee, marking his fifth game in 2021 with four or more field goals. He had four field goals at the New York Jets (9/19), at Houston (10/10), at the LA Chargers (10/31) and at Atlanta (11/18). The NFL record for most games in a season with at least four field goals is six by David Akers in 2011 with San Francisco.





LAST GAME PATRIOTS VS. TITANS

PATRIOTS 36, TITANS 13

NOVEMBER 28, 2021 • GILLETTE STADIUM

| | 1 | 2 | 3 | 4 | Final |
|----------------------|---|----|----|----|-------|
| Tennessee Titans | 0 | 13 | 0 | 0 | 13 |
| New England Patriots | 7 | 9 | 10 | 10 | 36 |

TEAM NOTES

- Patriots win sixth in a row – 15th winning streak of six or more since 2001.
- Patriots surpass 2020 season win total of 7 wins with 8th win of the year.
- Patriots improve to 6-1 in the AFC.
- Patriots finish the month of November 4-0 for 28th undefeated month since 2000.
- Matthew Slater plays in 100th regular season game at Gillette Stadium.
- Matthew Judon now has 11 ½ sacks.
- Kendrick Bourne has second career two-touchdown game.
- J.C. Jackson has best two-year interception total in team history.

PATRIOTS HAVE 15 WINNING STREAK OF 6 OR MORE GAMES SINCE 2001

The Patriots won their sixth game in a row and now have 15 winning streaks of six or more games in a season since 2001, the most in the NFL.

| Team | Winning Streaks of at least 6 games |
|--------------|-------------------------------------|
| New England | 15 |
| Green Bay | 8 |
| Indianapolis | 7 |
| New Orleans | 7 |
| Philadelphia | 6 |
| Pittsburgh | 6 |

PATRIOTS SURPASS 2020 WIN TOTAL

The victory over Tennessee improved the Patriots record to 8-4, surpassing the 7-win total of the 2020 season.

PATRIOTS REACH 30 SACKS FOR 20TH TIME UNDER BELICHICK

The Patriots defense had two sacks against Tennessee and now has 30 sacks for the season. It is the 20th time under Bill Belichick that the team has reached at least 30 sacks.

PATRIOTS OWN BEST CONFERENCE RECORD

New England improved to an AFC-best 6-1 conference record.

PATRIOTS FINISH THE MONTH OF NOVEMBER WITH A PERFECT 4-0 RECORD

New England has 28 undefeated months since 2000 after finishing the month of November with a 4-0 record, the most in the NFL over that span. Green Bay is second with 19 undefeated months during that time.

SUNDAY DRIVES CONTINUE

The Patriots scored on eight of their first 10 drives (the 11th possession was a victory formation kneel down). The Patriots scored on seven of their nine drives vs. Cleveland on Nov. 14 and nine-of-11 drives vs. the New York Jets on Oct. 24.

PATRIOTS EXTEND NFL RECORD TO 98 STRAIGHT GAMES SCORING IN FIRST HALF

The Patriots have gone 98 straight games (regular season and postseason) scoring in the first half, to extend an NFL record, following WR Kendrick Bourne's 4-yard touchdown reception in the first quarter. The Patriots also own the second-longest streak at 82 games with a first half score (2006-11). The last time the Patriots failed to score in the first half was a 16-0 loss at home against Buffalo on Oct. 2, 2016.

PATRIOTS WIN SIXTH GAME IN A ROW

New England won its sixth straight game. During the streak the Patriots have averaged 35 points and allowed 11 points (211 points scored, 63 points allowed). The Patriots have allowed just 13 points in the second half during that stretch.

PATRIOTS HALFTIME LEAD

The Patriots are 105-3 all-time at Gillette Stadium in the regular season when leading at half time. The Patriots led Tennessee, 16-13, at halftime today.

PATRIOTS DEFENSE FORCED FOUR TURNOVERS, INCLUDING THREE FUMBLE RECOVERIES; FORCE TEAM RECORD FIVE

The Patriots defense forced four turnovers with one interception and three fumble recoveries. It is the 22nd time in team history that they have recovered at least three fumbles and first since recovering three fumbles vs. Las Vegas on Sept. 27, 2020. It is the 17th time under Belichick that the Patriots have recovered three or more fumbles in a game. Overall, the Patriots forced five fumbles, the most in team history. The team forced four in a game three times, most recently at Miami on Dec. 2, 2012

INDIVIDUAL NOTES

MATTHEW SLATER PLAYS IN 100TH REGULAR SEASON GAME AT GILLETTE STADIUM

Matthew Slater became the third New England player to play in 100 regular season games at Gillette Stadium, joining Tom Brady (134) and Stephen Gostkowski (102).

FOLK TIES GOSTKOWSKI WITH FIFTH 50-YARD FIELD GOAL OF THE SEASON

Nick Folk connected on a 52-yard field goal in the fourth quarter for his fifth 50-yard field goal of the 2021 season. Folk tied the team mark of five 50-yard field goal in a season set by Stephen Gostkowski in the 2013 season.

FOLK HAS FIFTH GAME IN 2021 WITH AT LEAST FOUR FIELD GOALS

Folk connected on five field goals, marking his fifth game in 2021 with four or more field goals. He had four field goals at the New York Jets (9/19), at Houston (10/10), at the LA Chargers (10/31) and at Atlanta (11/18). The NFL record for most games in a season with at least four field goals is six by David Akers in 2011 with San Francisco.

FOLK HITS 30 FIELD GOAL MARK

Nick Folk connected on 5-of-6 field goals (22, 37, 44, 28 and 52) and now has 31 field goals in 2021. He reached 30 field goals in season for the fourth time in his career (30 in 2010), (33 in 2013) and (32 in 2014). The Patriots have now had a player reach 30 field goals in a season nine times. Folk is leading the NFL with 31 field goals.

PATRIOTS RECORD FOR MOST FIELD GOALS IN A SEASON

| Player | Field Goals |
|--------------------|-------------------|
| Stephen Gostkowski | 38 in 2013 |
| Stephen Gostkowski | 37 in 2017 |
| Stephen Gostkowski | 36 in 2008 |
| Stephen Gostkowski | 35 in 2014 |
| Stephen Gostkowski | 36 in 2015 |
| Tony Franklin | 32 in 1986 |
| Nick Folk | 31 in 2021 |
| Adam Vinatieri | 31 in 1998 |
| Adam Vinatieri | 31 in 2004 |

FOLK CONNECTS ON FIVE FIELD GOALS

Folk tied his single-game career high with five field goals. He also had five field goals at Minnesota on Dec. 7, 2014 and vs. Minnesota on Oct. 11, 2010 while with the New York Jets. Folk's six field goal attempts are a single-game high.



LAST GAME PATRIOTS VS. TITANS

BOURNE HAS SECOND CAREER TWO-TD GAME

WR Kendrick Bourne scored on a 4-yard touchdown pass in the first quarter and a 41-yard touchdown pass in the third quarter. It is his second career two-touchdown game. He had two touchdowns at New Orleans on Dec. 8, 2019 when he played for San Francisco.

BOURNE HAS SECOND LONG TD OF THE SEASON AND HIS CAREER

Bourne's 41-yard touchdown reception is the second longest touchdown of his career. He had a 75-yard touchdown from Mac Jones vs. Dallas on Oct. 17, 2021.

BOURNE TIES HIS CAREER HIGH FOR RECEIVING TOUCHDOWNS IN A SEASON

Bourne increased his 2021 totals to five receiving touchdowns with his two against Tennessee to match his career high. He had five receiving touchdowns in 2019 with San Francisco.

JACKSON CREDITED WITH FIRST FORCED FUMBLE

CB J.C. Jackson was credited with his first career forced fumble when he forced a fumble on Tennessee RB D'Onta Foreman. The fumble was recovered by DB Jalen Mills after a 30-yard gain.

JACKSON NOW HAS MOST TAKEAWAYS IN A THREE-YEAR SPAN IN PATRIOTS HISTORY

Jackson picked off Tennessee QB Ryan Tannehill in the end zone in the fourth quarter. He now has 23 takeaways in a three-year span (2019-2021 – 21 interceptions and two fumble recoveries) the most takeaways by a Patriots player in a three-year span, surpassing the 22 by Ron Hall (1964-66 – 20 interceptions and two fumble recoveries)

JACKSON MOVES UP ON PATS INTERCEPTION LIST

Jackson's fourth quarter interception is his 24th career pick to move into 9th place on the Patriots all-time list with Nick Buoniconti and Ronnie Lipsett. Maurice Hurst is in 8th place with 27 interceptions.

JACKSON HAS HIGHEST TWO-YEAR INTERCEPTION TOTAL IN TEAM HISTORY

With his fourth quarter interception, Jackson increased his two-year interception total to 16 (9 in 2020 and 7 in 2021) and is tied with Asante Samuel (16) - (10 in 2006 and 6 in 2007) for the most interceptions in consecutive seasons for the Patriots.

MATTHEW JUDON JOINS THE 11 SACK LIST

LB Matthew Judon increased his 2021 sack total to 11 ½ with an 8-yard sack of Ryan Tannehill in the first quarter. He joins, Tony McGee, Andre Tippett, Garin Veris, Willie McGinest, Mike Vrabel and Chandler Jones as the only Patriots players to reach 11 sacks in a season. The only players with more sacks in a season than Judon under Bill Belichick are the 12 ½ by Jones in 2015 and the 12 ½ by Mike Vrabel in 2007.

PATRIOTS 11-PLUS SACK SEASONS

| Sacks | Player | Year |
|-------|-----------------|------|
| 12.0 | Tony McGee | 1977 |
| 11.5 | Tony McGee | 1978 |
| 18.5 | Andre Tippett | 1984 |
| 16.5 | Andre Tippett | 1985 |
| 11.0 | Garin Veris | 1986 |
| 12.5 | Andre Tippett | 1987 |
| 11.0 | Willie McGinest | 1995 |
| 12.5 | Mike Vrabel | 2007 |
| 11.5 | Chandler Jones | 2013 |
| 12.5 | Chandler Jones | 2015 |
| 11.5 | Matthew Judon | 2021 |

CODY DAVIS IS SPECIAL

Cody Davis had one special teams tackle against Tennessee to push his totals to a team-leading 10 special teams tackles. It is the third time in his career that he has reached double-digit special teams tackles. Davis had 10 special teams tackles in 2015 with St. Louis and 10 special teams tackles in 2018 with Jacksonville.

JAKOBI MEYERS GOES LONG

WR Jakobi Meyers caught a career-long 38-yard reception from QB Mac Jones in the second quarter. His previous long was a 35-yard reception from QB Cam Newton at Miami on Dec. 20, 2020.

GUNNER OLSZEWSKI HAS CAREER-LONG KICKOFF RETURN

Gunner Olszewski had a career-long 37-yard kickoff return to open the second half. His previous best was a 33-yard return vs. San Francisco on Oct. 25, 2020 and at Buffalo on Nov. 1, 2020.

MAC JONES HAS FIFTH MULTI-TD GAME OF 2021

QB Mac Jones threw for two touchdowns, both to WR Kendrick Bourne. It is his fifth multi-touchdown game of the season. The record for most games with at least two touchdown passes by a rookie quarterback is Justin Herbert of the Los Angeles Chargers with 10 games in 2020.

JONES REACHED 70 PERCENT

Jones finished 23-of-32 for 310 yards with two touchdowns for a 71.9 completion percentage. He has completed at least 70 percent of his passes in eight of his 12 games. The rookie record is nine games with a 70+ percent completion percentage by Dak Prescott in 2016. The NFL record is 13 games by Drew Brees in 2017.

JONES HAS SECOND 300 YARD GAME

Jones had his second 300-yard game of the season after finishing with 310 yards against Tennessee, his highest of the season. He had 307 yards passing vs. the New York Jets on Oct. 24.

HARRIS SETS CAREER HIGH

RB Damien Harris added 40 yards rushing to push his season total to 643 yards, moving past the 641 yards he had in 2020.



PATRIOTS PROJECTED CONTRIBUTORS: OFFENSE

QB 10



MAC JONES | 6-3 | 214 | ALABAMA

- Was the Patriots first-round draft pick in the 2021 NFL Draft out of Alabama.
- Tied with Burrow for the most completions in his first five NFL games with 135.
- Has completed over 70 percent of his passes in eight of his 12 NFL games.
- Selected as one of four Heisman Trophy finalists.

JAKOBI MEYERS | 6-2 | 200

WR 16



- Signed by New England as an undrafted free agent out North Carolina State University in 2019.
- Led the team in receptions (59) and receiving yards (729) last season.
- Played quarterback in high school and threw two touchdown passes in 2020.

RB 37



DAMIEN HARRIS | 5-11 | 213 | ALABAMA

- Third-round draft pick out of Alabama in 2019.
- Averaged 6.4 yards per carry on 477 carries in college to set the Alabama all-time career mark (minimum 400 rushes).
- After only seeing action in two games in 2019, Harris played 10 games in 2020 and led the team in rushing with 691 yards with a 5.04-yard average.

NELSON AGHOLOR | 6-0 | 198

WR 15



- Born in Lagos, Nigeria; one of only nine active Nigerian-born players in the NFL.
- Spent four seasons in Philadelphia after being selected by the Eagles in the first round of the 2015 NFL Draft and one season with Las Vegas in 2020.
- Recorded nine receptions for 84 yards for the Eagles in Philadelphia's Super Bowl LII victory over New England.
- Emerged in 2020 with a career-high 876 receiving yards and 8 touchdowns on 67.5% of the offensive snaps for the Las Vegas Raiders.

RB 25



BRANDON BOLDEN | 5-11 | 220 | OLE MISS

- Originally made the Patriots as a rookie free agent in 2012
- Played with the Patriots through 2017, then joined Miami in 2018 before returning to the Patriots.
- Changed his jersey from #38 to #25 to honor his grandfather Frank Pitts, who played in the NFL for 10 seasons with the Chiefs, Browns and Raiders.


T 76



ISAIAH WYNN | 6-2 | 310 | GEORGIA

- Drafted 23rd overall in 2018, but missed his rookie season after he was placed on IR.
- Started in all 11 games he played in last season before being placed on IR prior to Week 12.

G 67



TED KARRAS | 6-4 | 305 | ILLINOIS

- In his second stint with the Patriots after re-joining the team following a season in Miami in 2020.
- Originally a sixth-round draft pick by New England in 2016.
- Has started at both guard spots as well as center during his career. Made his first starts at left guard in 2021.

GUNNER OLSZEWSKI | 6-0 | 190

WR 80



- Played four years at Bemidji State University as a defensive back before switching to wide receiver in hopes of an NFL tryout.
- Signed by the Patriots in 2019 as a rookie free agent.
- Selected to AP First-Team All-Pro for Special Teams in 2020 after averaging 17.3 yards per punt return with a touchdown.

C 60



DAVID ANDREWS | 6-3 | 300 | GEORGIA

- Signed as a rookie free agent in 2015 and has played in 84 games over seven seasons at center.
- Two-time Super Bowl winner with the Patriots.
- Has been named team captain the last five seasons (2017-21).
- Was named to the Patriots All-Decade 2010's team at center.


G 69



SHAQ MASON | 6-1 | 310 | GEORGIA TECH

- Drafted in fourth round of the 2015 draft, 131st overall out of Georgia Tech.
- Started at right guard in three consecutive Super Bowls (LI, LII, LIII).
- Was named to the Patriots All-Decade 2010's team at guard.

T 77



TRENT BROWN | 6-8 | 380 | FLORIDA

- Played left and right tackle for two years at Georgia Military College before transferring to University of Florida for his final two collegiate years.
- Won Super Bowl LIII with the Patriots as the team's starting left tackle.
- Traded to New England this offseason for the second time in his career.

TE 85



HUNTER HENRY | 6-5 | 250 | ARKANSAS

- After spending the first five years of his career in Los Angeles with the Chargers, Henry signed with the Patriots in the offseason as an unrestricted free agent.
- Coach Belichick has been following Henry's career since the tight end was in high school at Pulaski Academy in Little Rock, Ark., from 2009 to 2013. Belichick has a relationship with Henry's former high school coach, Kevin Kelley.
- Henry wears No. 85 this season, which is a tribute to his former teammate and legendary tight end, Antonio Gates.

TE 81



JONNU SMITH | 6-3 | 248 | FLORIDA INT.

- 100th pick in the 2017 NFL Draft by the Tennessee Titans out of Florida International.
- Coming off his best NFL season with 41 receptions for 448 yards and eight touchdowns.



PATRIOTS PROJECTED CONTRIBUTORS: DEFENSE


DL 91



DEATRICH WISE JR. | 6-5 | 275 | ARKANSAS

- Selected in the fourth round of the 2017 NFL Draft by the Patriots and re-signed with New England this offseason.
- Became the first Patriot since Chandler Jones to record a sack in his first two NFL games as a rookie in 2017.
- Has two brothers who play football, Daniel (DT, Washington Football Team) and Solomon (DB, Alcorn State).

DL 93



LAWRENCE GUY | 6-4 | 315 | ARIZONA STATE

- Ten-year NFL veteran with stints with the Packers, Colts, Chargers and Ravens.
- Three-time honorable mention All-Pac-10 selection at Arizona State.
- Was named to the Patriots All-Decade team for the 2010's.

DL 92



DAVON GODCHAUX | 6-3 | 311 | LSU

- Fifth-round pick by the Dolphins out of LSU.
- Calls former Patriots nose tackle Vince Wilfork a "mentor" after training with him this offseason in South Florida.
- His hometown of Plaquemine, Louisiana honored him in 2017 by making May 9th "Davon Godchaux Day"

LB 9



MATTHEW JUDON | 6-23 | 261 | GRAND VALLEY STATE

- Drafted by the Ravens in the fifth round of the 2016 NFL Draft out of Grand Valley State.
- Selected to the Pro Bowl each of the last two seasons.
- Signed with the Patriots this offseason as an unrestricted free agent.
- Chose number 9 in New England to represent his nine siblings.

LB 53



KYLE VAN NOY | 6-3 | 250 | BRIGHAM YOUNG

- Returned to New England this offseason after spending 2020 playing for the Miami Dolphins.
- Served as captain and tallied six sacks last season.
- Won two Super Bowls with New England in 2016 and 2018.

LB 54



DONT'A HIGHTOWER | 6-3 | 260 | ALABAMA

- Returns to the Patriots this year after opting out of the 2020 season.
- Nicknamed "Mr. February" for making significant plays in the Patriots' last three Super Bowl victories.
- Played four different positions in high school: tight end, running back, defensive end and linebacker.

S 32



DEVIN MCCOURTY | 5-10 | 195 | RUTGERS

- Named captain every year since 2011, his second season in the NFL.
- Was named to the Patriots 2010's All-Decade team as a safety.
- Has started every game he has played in since entering the NFL.
- Led the team in snaps last season (1051).

DB 21



ADRIAN PHILLIPS | 5-11 | 210 | TEXAS

- Led the team in tackles last year (107), his first season with the Patriots.
- An extremely versatile defensive player, Phillips made the Pro Bowl as a special teamer in 2018 with the Chargers.
- Phillips' wife, Camille, is a pediatrician, joining Shahrzad Slater, wife of Matthew Slater, and Michelle Powell, wife of Devin McCourty, as other Patriots wives in the medical field.

DB 27



J.C. JACKSON | 6-1 | 198 | MARYLAND

- Signed as a rookie free agent in March of 2018 out of Maryland.
- Led the team in interceptions last season with nine, trailing on Miami's Xavier Howard (10) for most in the NFL.
- Jackson is first in the NFL with 24 interceptions since entering the NFL in 2018.

DB 23



KYLE DUGGER | 6-2 | 220 | LENOIR-RHYNE

- Drafted by New England in the second round of the 2020 NFL Draft out of Le-noir-Rhyne.
- Awarded the 2020 Cliff Harris Award, which is given to the best defensive player in NCAA Division II football.
- Was the highest drafted defensive back from a Division II school since S Danieal Manning was drafted by Chicago in 2006 in the second round out of Abilene Christian.



INDIVIDUAL AND TEAM NOTES



ROBERT KRAFT CHAIRMAN & CEO

6 10

SUPER BOWL
WINS

CONFERENCE
TITLES

THE MOST BY ANY SINGLE OWNER IN
PRO FOOTBALL HISTORY

**FASTEST OWNER IN NFL
HISTORY TO REACH**

300 WINS

23-YEAR

SEASON TICKET HOLDER

BEFORE BUYING THE TEAM IN 1994



Under Kraft's leadership since he purchased the team in 1994, the Patriots have experienced one of the most dramatic turnarounds in the history of sports.

Kraft has led the two most dominant decades in NFL history in terms of overall wins – 141 (2010-19) and 126 (2000-09).

Kraft is the most successful owner since he purchased the team in 1994 in terms of wins (339), division titles (19), winning percentage (.689), playoff wins (33) and playoff seasons (21).



Since Robert Kraft purchased the team in 1994, the Patriots have experienced one of the most dramatic turnarounds in the history of sports. In his 27 seasons of ownership, he has transformed one of the league's least successful clubs into what many observers view as a model NFL franchise. In the five seasons immediately preceding his purchase (1989-93), the Patriots were a moribund team, winning just 19 of 80 games (.238 pct.), the worst record in the NFL over that span. When he bought the franchise on Jan. 21, 1994, Kraft announced his intention to bring a championship to New England, a tall order considering the team's previous success rate. But under Kraft's leadership, the Patriots have won more division titles (19), conference crowns (10) and Super Bowl championships (6) than any other NFL team. Additionally, the Patriots have achieved the most winning seasons (23) and are tied with Pittsburgh for the fewest losing seasons (3) since Kraft assumed ownership beginning in 1994. Super Bowl LIII was the 10th Super Bowl appearance since Kraft purchased the team, a period during which no other team has appeared in more than four Super Bowls. In Kraft's 27 seasons, the Patriots have qualified for the playoffs 21 times, more than doubling the franchise's accomplishments during its first 34 seasons, and finished with a winning record 23 times.



SINCE ROBERT KRAFT PURCHASED THE TEAM IN 1994

TOTAL VICTORIES SINCE 1994 (REGULAR SEASON)

| | |
|---------------------------|-----|
| New England Patriots..... | 306 |
| Green Bay Packers..... | 284 |
| Pittsburgh Steelers..... | 279 |

TOTAL VICTORIES SINCE 1994 (INCL. POSTSEASON)

| | |
|---------------------------|-----|
| New England Patriots..... | 339 |
| Green Bay Packers..... | 306 |
| Pittsburgh Steelers..... | 299 |
| Indianapolis Colts..... | 274 |

MOST HOME VICTORIES SINCE 1994 (INCL. POSTSEASON)

| | |
|---------------------------|-----|
| New England Patriots..... | 192 |
| Green Bay Packers..... | 181 |
| Pittsburgh Steelers..... | 170 |
| Denver Broncos..... | 156 |

WINNING PERCENTAGE SINCE 1994 (INCL. POSTSEASON)

| TEAM | W | L | T | Pct. |
|----------------------|-----|-----|---|------|
| New England Patriots | 339 | 153 | 0 | .689 |
| Green Bay Packers | 306 | 176 | 2 | .634 |
| Pittsburgh Steelers | 299 | 176 | 3 | .629 |
| Indianapolis Colts | 274 | 202 | 0 | .573 |

PLAYOFF WINNING PERCENTAGE SINCE 1994

| TEAM | W | L | T | Pct. |
|----------------------|----|----|---|------|
| New England Patriots | 33 | 15 | 0 | .688 |
| Denver Broncos | 14 | 9 | 0 | .609 |
| Tampa Bay Buccaneers | 9 | 6 | 0 | .600 |
| Baltimore Ravens | 16 | 11 | 0 | .593 |
| New York Giants | 10 | 7 | 0 | .588 |

SUPER BOWL CHAMPIONSHIPS SINCE 1994

| | |
|---------------------------|---|
| New England Patriots..... | 6 |
| Denver Broncos..... | 3 |
| Baltimore Ravens..... | 2 |
| Green Bay Packers..... | 2 |
| Pittsburgh Steelers..... | 2 |
| N.Y. Giants..... | 2 |
| Tampa Bay Buccaneers..... | 2 |

CONFERENCE CHAMPIONSHIPS SINCE 1994

| | |
|---------------------------|----|
| New England Patriots..... | 10 |
| Pittsburgh Steelers..... | 4 |
| Denver Broncos..... | 4 |
| Los Angeles Rams..... | 3 |
| Green Bay Packers..... | 3 |
| N.Y. Giants..... | 3 |
| San Francisco 49ers..... | 3 |
| Seattle Seahawks..... | 3 |

DIVISION CHAMPIONSHIPS SINCE 1994

| | |
|---------------------------|----|
| New England Patriots..... | 19 |
| Green Bay Packers..... | 14 |
| Pittsburgh Steelers..... | 14 |
| Indianapolis Colts..... | 10 |

PLAYOFF VICTORIES SINCE 1994

| | |
|---------------------------|----|
| New England Patriots..... | 33 |
| Green Bay Packers..... | 22 |
| Pittsburgh Steelers..... | 20 |
| Baltimore Ravens..... | 16 |

PLAYOFF VICTORIES ALL TIME

| | |
|--|----|
| Rooney Family, Pittsburgh (1933-present)..... | 36 |
| Green Bay Packers (1919-present)..... | 36 |
| Robert Kraft, New England Patriots (1994-present)..... | 33 |

PLAYOFF GAMES PLAYED SINCE 1994

| | |
|---------------------------|----|
| New England Patriots..... | 48 |
| Green Bay Packers..... | 39 |
| Pittsburgh Steelers..... | 35 |
| Indianapolis Colts..... | 32 |

PLAYOFF SEASONS SINCE 1994

| | |
|---------------------------|----|
| New England Patriots..... | 21 |
| Green Bay Packers..... | 20 |
| Indianapolis Colts..... | 18 |
| Pittsburgh Steelers..... | 17 |

DYNASTY VS. DYNASTY

Of all the great teams throughout the Super Bowl era, the New England Patriots and the San Francisco 49ers have set a standard of extended excellence above all of the others.

49ERS (1981-98)

| | | |
|----------------------|-----------------------------|----------------|
| 5..... | Super Bowl Appearances..... | 9 |
| 5..... | Super Bowl Titles..... | 6 |
| 10 in 18 years..... | Conference Title Games..... | 13 in 19 years |
| 22-11 (.667)..... | Playoff Record..... | 30-11 (.732) |
| 13..... | Division Titles..... | 17 |
| 16..... | Playoff Seasons..... | 17 |
| 207-72-1 (.741)..... | Regular Season Record..... | 232-72 (.763) |
| 108..... | Pro Bowl Selections..... | 94 |
| 21 in 18 years..... | Home Playoff Games..... | 24 in 19 years |
| 13 in 18 years..... | First-Round Byes..... | 13 in 19 years |
| 4 in 18 years..... | Playoff One-and-Dones..... | 3 in 19 years |
| 122 (1990-99)..... | Most Wins in a Decade..... | 141 (2010-19) |

PATRIOTS (2001-2019)

| | Pre-Kraft 1960-93 | Pre-Kraft 1989-93 | Kraft Era 1994-21 |
|---------------------|----------------------|----------------------|----------------------|
| Overall Record | 225-276-9 | 19-61 | 339-153 |
| Winning Pct. | .450 | .238 | .689 |
| Super Bowl Titles | 0 | 0 | 6 |
| Conference Titles | 1 | 0 | 10 |
| Division Titles | 3 | 0 | 19 |
| Playoff Seasons | 6 | 0 | 21 |
| Playoff Record | 4-6 | -- | 33-15 |
| Home Playoff Games | 1 | 0 | 27 |
| Home Playoff Record | 0-1 | -- | 23-4 |

WHAT TO LOOK FOR IN 2021

Robert Kraft has 33 career postseason wins as an owner, third most in NFL history behind the Rooney Family in Pittsburgh (36) and the Green Bay Packers (36). Kraft needs three postseason wins in 2021 to match the Rooney family and the Green Bay Packers for the most postseason wins in NFL history.





ROBERT KRAFT CHAIRMAN & CEO

TEN CONFERENCE TITLES

The 2018 AFC Championship marked the 10th conference championship for Robert Kraft as Patriots owner. His 10 conference crowns are more than any other owner in the Super Bowl Era (since 1966).

MOST CONFERENCE CHAMPIONSHIPS BY AN OWNER IN SUPER BOWL ERA

| Owner | TEAM | # | SEASONS | SUPER BOWL APPEARANCES |
|----------------------|----------------------|----|--|---|
| Robert Kraft | New England | 10 | 1996, 2001, 2003, 2004, 2007 2011, 2014, 2016, 2017, 2018 | XXXI, XXXVI, XXXVIII, XXXIX, XLII, XLVI, XLIX, LI, LII, LIII |
| Pat Bowlen | Denver | 7 | 1986, 1987, 1989, 1997, 1998, 2013, 2015 | XXI, XXII, XXIV, XXXII, XXXIII, XLVIII, 50 |
| Jack Kent Cooke | Washington | 5 | 1972, 1982, 1983, 1987, 1991 | VII, XVII, XVIII, XXII, XXVI |
| Al Davis | Oakland/L.A. Raiders | 5 | 1967, 1976, 1980, 1983, 2002 | II, XI, XV, XVIII, XXXVII |
| Eddie DeBartolo | San Francisco | 5 | 1981, 1984, 1988, 1989, 1994 | XVI, XIX, XXIII, XXIV, XXIX |
| Clint Murchison | Dallas | 5 | 1970, 1971, 1975, 1977, 1978 | V, VI, X, XII, XIII |
| Packers Stockholders | Green Bay | 5 | 1966, 1967, 1996, 1997, 2010 | I, II, XXXI, XXXII, XLV |
| Joe Robbie | Miami | 5 | 1971, 1972, 1973, 1982, 1984 | VI, VII, VIII, XVII, XIX |

A WINNING TRADITION I

Robert Kraft won his 300th game overall as owner of the New England Patriots against Miami on Sept. 30, 2018. Kraft reached the milestone in his 25th NFL season and in his 432nd game, the fastest an owner has reached the milestone. Al Davis of the Raiders accomplished the feat in 495 games (31 seasons) while Pat Bowlen of Denver reached 300 career wins in 501 games (30 seasons).

A WINNING TRADITION II

Kraft's winning percentage with the Patriots (.689) since taking over the team in 1994 is the highest among all owners/ownership groups with at least 200 wins (regular and postseason) with one team. He is one of just four owners with at least 200 wins and a winning percentage over .600.

| Owner | Team | Years | Winning Pct. |
|----------------------|----------|--------------|--------------|
| Robert Kraft | Patriots | 1994-present | .689 |
| Eddie DeBartolo, Jr. | 49ers | 1977-1999 | .636 |
| Clint Murchison, Jr. | Cowboys | 1960-1983 | .634 |
| Joe Robbie | Dolphins | 1966-1989 | .609 |
| Pat Bowlen | Broncos | 1984-2018 | .596 |

ALL-TIME POSTSEASON WINS

Robert Kraft has 33 career postseason wins, which are the third-most in NFL history.

| OWNERSHIP | YEARS | WINS |
|---|-----------|-----------|
| The Rooney Family, Pittsburgh (1933-present) | 88 | 36 |
| Green Bay Packers (1919-present) | 102 | 36 |
| Robert Kraft, New England (1994-present) | 27 | 33 |
| The Mara Family, N.Y. Giants (1925-present) | 96 | 24 |
| Eddie DeBartolo, Jr., San Francisco (1977-1999) | 23 | 22 |
| Al Davis, Oakland/Los Angeles (1972-2011) | 40 | 21 |
| Pat Bowlen, Denver (1984-2018) | 35 | 21 |

KRAFT PASSES OTHER OWNERS

The Patriots have 339 wins overall under Robert Kraft. He has produced more victories than every other Patriots owner combined. Under Kraft, the Patriots are 339-153 overall since he purchased the team in 1994. Kraft's predecessors in the owner's office went 225-276-9 in the 34 years prior to his purchase of the team.

CONTINUITY BREEDS SUCCESS

New England is the first team in NFL history to win six Super Bowls with the same owner (Robert Kraft), head coach (Bill Belichick) and quarterback (Tom Brady).

PATRIOTS IN THE PLAYOFFS

The Patriots have qualified for the playoffs 27 times in their 61-year history. Twenty-one of those playoff berths have come in the 27 seasons since Robert Kraft purchased the team in 1994, a dramatic contrast to the six total playoff berths the team earned in its first 34 years of existence. The Patriots have won 22 division crowns, including 17 in the last 20 seasons and 19 of which have come since Robert Kraft's purchase in 1994.

PATRIOTS PLAYOFF SEASONS (27)

| Year | How Qualified | Seed | Rec. | Result |
|-------|--------------------|------|------|-----------------------|
| 2019 | Division Champions | 3 | 0-1 | Wild Card Round |
| 2018 | Division Champions | 2 | 3-0 | Super Bowl Champions |
| 2017 | Division Champions | 1 | 2-1 | AFC Champions |
| 2016 | Division Champions | 1 | 3-0 | Super Bowl Champions |
| 2015 | Division Champions | 2 | 1-1 | AFC Championship Game |
| 2014 | Division Champions | 1 | 3-0 | Super Bowl Champions |
| 2013 | Division Champions | 2 | 1-1 | AFC Championship Game |
| 2012 | Division Champions | 2 | 1-1 | AFC Championship Game |
| 2011 | Division Champions | 1 | 2-1 | AFC Champions |
| 2010 | Division Champions | 1 | 0-1 | AFC Divisional Round |
| 2009 | Division Champions | 3 | 0-1 | Wild Card Round |
| 2007 | Division Champions | 1 | 2-1 | AFC Champions |
| 2006 | Division Champions | 4 | 2-1 | AFC Championship Game |
| 2005 | Division Champions | 4 | 1-1 | AFC Divisional Round |
| 2004 | Division Champions | 2 | 3-0 | Super Bowl Champions |
| 2003 | Division Champions | 1 | 3-0 | Super Bowl Champions |
| 2001 | Division Champions | 2 | 3-0 | Super Bowl Champions |
| 1998 | Wild Card | 6 | 0-1 | Wild Card Round |
| 1997 | Division Champions | 3 | 1-1 | AFC Divisional Round |
| 1996 | Division Champions | 2 | 2-1 | AFC Champions |
| 1994 | Wild Card | 5 | 0-1 | Wild Card Round |
| 1986 | Division Champions | 3 | 0-1 | AFC Divisional Round |
| 1985 | Wild Card | 5 | 3-1 | AFC Champions |
| 1982* | 16-Team Format | 7 | 0-1 | First Round |
| 1978 | Division Champions | 2 | 0-1 | AFC Divisional Round |
| 1976 | Wild Card | 4 | 0-1 | AFC Divisional Round |
| 1963 | Division Champions | -- | 1-1 | AFL Championship Game |

*Strike Year | Bold indicates Kraft era

37-21 Record

A MODEL OF CONSISTENCY

Since Kraft took ownership of the team in 1994, the Patriots have had just three head coaches - Bill Parcells (1994-96), Pete Carroll (1997-99) and current head coach Bill Belichick (2000-present). The only team with fewer head coaches since 1994 is the Pittsburgh Steelers, who have had two: Bill Cowher (1992-2006) and Mike Tomlin (2007-present).

FEWEST HEAD COACHES SINCE 1994

AFC EAST HEAD COACHES SINCE 1994

| | | | |
|------------------------|-----|------------------|----|
| Pittsburgh..... | 2 | New England..... | 3 |
| New England..... | 3 | N.Y. Jets..... | 10 |
| Baltimore Ravens*..... | 3 | Buffalo..... | 10 |
| NFL average..... | 7.4 | Miami..... | 12 |

*Since 1996



PATRIOTS POINTS OF INTEREST IN 2021

PATRIOTS

- The New England Patriots are tied with the Pittsburgh Steelers for the most Super Bowl wins in the NFL with six.
- The Patriots have played in 11 Super Bowls, the most by any team in NFL history. Dallas, Denver and Pittsburgh have played in eight.
- The Patriots are third in NFL history with 15 Conference Championship Game appearances, one behind the 16 by Pittsburgh and San Francisco.
- The New England Patriots have 37 postseason victories, the most in NFL history. Pittsburgh is second with 36 playoff wins all-time.
- The New England Patriots earned seven No. 1 seeds, behind Denver (8) and San Francisco (9) since playoff seeding began in 1975.
- The Patriots earned a first-round playoff bye an NFL-best 14 times since the current playoff format was instituted in 1990. Pittsburgh and San Francisco are second with nine byes since 1990. New England is the only team in NFL history with nine straight first-round byes (2010-18).
- The Patriots have played in 58 postseason games, fourth-most in NFL history behind Dallas (63), Pittsburgh (62) and Green Bay (60). The Patriots need to play in two more postseason games in 2021 to become the fourth NFL team to play in 60 postseason games.
- The Patriots are second with 13 seasons of 12 wins since 1970, behind San Francisco's 14 seasons with 12 victories
- New England has won 13 games in a single season seven times in franchise history. Only San Francisco has more 13-win seasons with 10.
- The New England Patriots have won 14 or more games in a season five times, most in NFL history. San Francisco is second with four 14-win seasons.
- New England has 28 undefeated months since 2000, most in the NFL over that span. Green Bay is second with 19 undefeated months during that time.
- The Patriots have 34 winning seasons since 1970, second all-time behind Pittsburgh's 37.



- The Patriots have 564 total victories, the third-most wins since 1960, behind the 573 wins by Pittsburgh and the 568 wins by Dallas.
- New England (1,002) played in their 1,000 games in franchise history (regular season and playoffs combined) against Cleveland on Nov. 14, 2021 and became the first original AFL team to play in 1,000 games.
- With rookie free agent K Quinn Nordin making the initial 53-man roster in 2021, the Patriots have now had a rookie free agent make the opening day roster for the 18th straight season, the third-longest streak in the NFL. The L.A. Chargers have had a rookie free agent make their opening day roster for 25 straight seasons and Indianapolis has had a rookie free agent make their opening day roster for 23 straight seasons.
- The Patriots have finished in the top 10 for fewest points allowed in each of the last nine seasons (2012-2020) and need to accomplish the feat in 2021 to tie Tampa Bay, who became the last team to reach 10 straight seasons (1996-2005) for the fewest points allowed. The 2021 Patriots are first with 15.8 points allowed per game.



6X SUPER BOWL CHAMPIONS

2001 2002 2004 2014 2016 2018

2021 TEAM NOTES

2021 TEAM CAPTAINS



2021 TEAM CAPTAINS WERE ELECTED BY TEAMMATES

OFFENSE

- C David Andrews and RB James White

DEFENSE

- LB Dont'a Hightower and DB Devin McCourty

SPECIAL TEAMS

- WR Matthew Slater

McCourty and Slater were chosen captains for the 11th consecutive season. Andrews is a captain for the fifth straight year, and Hightower and White were elected for the fourth time.

DIFFERENT POSITIONS

7 BEGAN CAREERS PLAYING A DIFFERENT SPOTS

JAKOB JOHNSON – Moved from a college linebacker and tight end at Tennessee to an NFL fullback.

BRANDON KING – Moved from safety and defensive end at Auburn to a linebacker in the NFL.

JAKOBI MEYERS – Moved from a quarterback during his first year at North Carolina State to a wide receiver.

GUNNER OLSZEWSKI – Moved from a defensive back at Bemidji State to an NFL wide receiver and kick/punt returner.

MIKE ONWENU – Onwenu began his collegiate career at Michigan as a defensive lineman before switching to offensive line following his freshman season.

HARVEY LANGI – Began college career at Utah as a running back before moving to a linebacker and defensive end at BYU.

RONNIE PERKINS – Perkins moved from a defensive lineman at Oklahoma to an NFL linebacker.

GONE AND BACK

26 players have had at least two stints with New England since 2000 (on the active roster with the Patriots for at least one game in each stint; on the active roster with another team for at least one game in between). That is tied with Seattle for the most in that category. In 2021, the Patriots have five such players returning for a second stint: Trent Brown, Jamie Collins (3 stints), Ted Karras, Harvey Langi and Kyle Van Noy. In addition, Brandon Bolden and Brian Hoyer (3 stints) are two other players on the active roster that have had at least two stints with the team.

PLAYERS WITH MULTIPLE STINTS IN NEW ENGLAND

| Player | Years |
|-----------------------|----------------------------------|
| Tully Banta-Cain | 2003-06, 2009-10 |
| Caleb Benenoch | 2019, 2020 |
| Martellus Bennett | 2016, 2017 |
| LeGarrett Blount | 2013, 2014-16 |
| Brandon Bolden | 2012-17, 2019-21 |
| Deion Branch | 2002-05, 2010-12 |
| Chad Brown | 2005, 2007 |
| Trent Brown | 2018, 2021 |
| Andre Carter | 2011, 2013 |
| Patrick Chung | 2009-12, 2014-19 |
| Thomas Clayton | 2010, 2010 |
| Michael Cloud | 2003, 2005 |
| Jamie Collins | 2013-16, 2019, 2021 |
| Jonathan Freeny | 2015-16, 2017 |
| Brian Hoyer | 2009-11, 2017-18, 2020-21 |
| Ted Karras | 2016-19, 2021 |
| Harvey Langi | 2017, 2021 |
| Steve Maneri | 2010, 2014 |
| Jordan Richards | 2015-17, 2019 |
| Mike Rivera | 2012, 2012 |
| Guss Scott | 2005, 2006 |
| Donté Stallworth | 2007, 2012 |
| Maugaula Tuitele | 2000-01, 2002 |
| Kyle Van Noy | 2016-19, 2021 |
| Ken Walter | 2001-03, 2006 |
| Ben Watson | 2004-09, 2019 |

COLLEGE TEAMMATES REUNITING

The Patriots drafted two players from Alabama (QB Mac Jones and DL Christian Barmore) with their first two picks and drafted two players from Oklahoma with their next two picks (LB Ronnie Perkins and RB Rhamondre Stevenson) in the 2021 NFL Draft. Since 1970, the only other team to have two picks from one school followed by their next two picks from one school was the 1992 Los Angeles Rams who drafted DE Sean Gilbert (Pittsburgh) in the first round followed by DB Steve Israel (Pittsburgh) in the second round and then used two third-round picks for DL Marc Boutte (LSU) and WR Todd Kinchen (LSU).





PATRIOTS TEAM NOTES

PATRIOTS CLAIM 12 STRAIGHT WINS OVER THE JETS

The Patriots secured a 54-13 victory over the Jets in Week 7 of the 2021 regular season to mark their 12th straight win over the New York Jets.

PATRIOTS LONGEST WINNING STREAKS

| Win Streak | Opponent | Date Begun | Date Ended |
|------------|----------------------|-----------------|----------------|
| 15 | Buffalo Bills | 12/27/03 | 12/26/10 |
| 12 | New York Jets | 11/27/16 | current |
| 11 | Buffalo Bills | 01/02/83 | 12/20/87 |
| 10 | San Diego Chargers | 12/02/73 | 10/14/01 |

LONGEST CURRENT NFL WINNING STREAKS

| Team | Opponent | Win Streak |
|-----------------------------|----------------------|------------|
| New England Patriots | New York Jets | 12 |
| Philadelphia Eagles | New York Jets | 11 |
| Kansas City Chiefs | Denver Broncos | 11 |

LONGEST NFL WINNING STREAKS

| Team | Opponent | Win Streak (Dates) |
|-----------------------------|----------------------|---------------------|
| Miami Dolphins | Buffalo Bills | 20 (1970-79) |
| San Francisco 49ers | St. Louis Rams | 17 (1990-98) |
| Washington | Detroit Lions | 16 (1968-97) |
| New England Patriots | Buffalo Bills | 15 (2003-10) |
| San Francisco 49ers | Arizona Cardinals | 15 (1990-98) |

PATRIOTS DEFENSE PRODUCES FOUR INTERCEPTIONS; END FIRST TWO JETS DRIVES WITH INTERCEPTIONS

The Patriots had four interceptions against the Jets (9/19/21), the most picks in a single game since they had four at Cincinnati on Dec. 15, 2019. The Patriots had four games with four picks total in 2019, including their game on Oct. 21, at the New York Jets, the only other time the Patriots picked off four passes against the Jets. The Patriots ended the first two Jets drives with interceptions from CB J.C. Jackson and DB Adrian Phillips, leading to 10 points. Jackson added a second interception in the second quarter, and Devin McCourty had a pick in the third quarter. The Patriots had their second game in 2021 with four picks in the 25-0 shutout win at Atlanta on Nov. 18.

PATRIOTS SCORE 50

The Patriots finished with 54 points against the New York Jets on Oct. 24, 2021, the 14th time in team history that the team has scored at least 50 points. It is the 9th time scoring at least 50 points under Bill Belichick and the first since a 51-17 win vs Jacksonville on Sept. 27, 2015. The 54 points are the 7th most points scored in team history.

PATRIOTS SCORE 50 AGAINST THE JETS FOR THE THIRD TIME IN TEAM HISTORY

The 50-point output marks the third 50-point game the Patriots have produced against the Jets. The Patriots scored a 56-3 win vs. the Jets on Sept. 9, 1979 and a 55-21 victory vs. the Jets on Oct. 29, 1978.

PATRIOTS EXPLODE FOR 31 POINTS IN THE FIRST HALF

The Patriots scored 31 points in the first half against the Jets (10/24). It is the 12th time in team history that they have had a 30-point first half, the 10th time under Bill Belichick and the first since a 30-13 halftime lead in a 36-20 win at New Orleans on Sept. 17, 2017.

PATRIOTS TIE TEAM RECORD WITH FOUR RUSHING TDs

The Patriots tied a team record with four rushing touchdowns in the win against the Jets (10/24). The Patriots have had four rushing touchdowns in a game 10 times overall. They have accomplished the mark four times against the Jets – Sept. 8, 1963, Oct. 18, 1976, Oct. 29, 1978 and Oct. 24, 2021.

PATRIOTS OFFENSE PRODUCES 32 FIRST DOWNS

The Patriots offense produced 32 first downs in the win against the New York Jets (10/24), the 12th time in team history that they have had at least 32 first downs. It is the most since tying a team record with 35 first downs in the win vs. Jacksonville on Sept. 27, 2015.

PATRIOTS OFFENSE GAINS 551 TOTAL YARDS

The Patriots offense generated 551 total yards against the New York Jets (10/24), the 7th highest total in team history and the most since 555 total yards at New Orleans on Sept. 17, 2017.

MOST TOTAL NET YARDS/GAME

| | |
|------------|-------------------------------------|
| 622 | at Miami, Sept. 12, 2011 |
| 619 | vs. Tennessee, Oct. 18, 2009 |
| 610 | vs. Pittsburgh, Nov. 3, 2013 |
| 597 | vs. N.Y. Jets, Sept. 9, 1979 |
| 580 | at Buffalo, Sept. 30, 2012 |
| 555 | at New Orleans, Sept. 17, 2017 |
| 551 | vs. N.Y. Jets, Oct. 24, 2021 |

RECEIVERS HAVE NOW COMPLETED THREE PASSES IN 2021

Kendrick Bourne's 25-yard touchdown pass to Nelson Agholor against the Jets on Oct. 24 was the third pass completion by a Patriots wide receiver in 2021. Jakobi Meyers completed two passes vs. Tampa Bay on Oct. 3. The 2020 Patriots had four completions by wide receivers. The most passes completed by a New England team by non-quarterbacks was seven in 1981.

PATRIOTS FIRST IN THE NFL WITH 19 INTERCEPTIONS

The Patriots are first in the NFL with 19 interceptions in 2021. In 2020, the Patriots tied for the NFL lead with Miami, New Orleans and Pittsburgh with 18 interceptions. The 2019 New England team led the NFL with 25 interceptions. Two teams have led the NFL in interceptions in three or more straight seasons: Kansas City (5 straight – 1966-70) and the New York Giants (3 straight – 1937-39). Overall, the Patriots have led the NFL in interceptions four times (2003, 2010, 2019 and 2020).

LOCK DOWN DEFENSE

The 2021 Patriots defense is ranked 4th in the NFL. Under Bill Belichick, the Patriots have had a defense finish in the top 10 eight times, including the 2019 defense that finished first in the NFL.

PATRIOTS PLAY 1,000 GAME

New England played in their 1,000 game in franchise history against Cleveland on Nov. 14, 2021 to become the first original AFL team to play in 1,000 games.

THIRD HIGHEST COMPLETION PERCENTAGE

QB Mac Jones (19-of-23) and QB Brian Hoyer (3-for-3) combined to go 22-for-26 for an 84.6 completion percentage in the 45-7 win against the Cleveland Browns on Nov. 14. Jones was 22-of-26 in the Atlanta game for an 84.6 completions percentage to tie for the third-best completions percentages games in team history.

HIGHEST COMPLETION PERCENTAGE IN TEAM HISTORY/GAME

| Date | Completion Percentage |
|------------------------------------|------------------------|
| Dec. 27, 2009 vs. Jacksonville | 88.5 (23-of-26) |
| Oct. 26, 2014 vs. Chicago | 86.8 (33-of-38) |
| Nov. 14, 2021 vs. Cleveland | 84.6 (22-of-26) |
| Nov. 18, 2021 at Atlanta | 84.6 (22-of-26) |
| Nov. 3, 2002 at Buffalo | 84.6 (22-of-26) |



PATRIOTS TEAM NOTES

SCORING OUTPUT

The Patriots scored 54 points vs. the New York Jets (10/24) and then in their next home game scored 45 points against Cleveland (11/14) for a total of 99 points. It is the second highest output in back-to-back home games in team history to the 101 points following 59 points in the win vs. Indianapolis on Nov. 18, 2012 followed by 42 points in the win vs. Houston on Dec. 10, 2012.

PATRIOTS SCORE ON A 99-YARD DRIVE IN SECOND QUARTER; THIRD DRIVE OF 99 YARDS SINCE 2000

The Patriots capped an 11-play 99-yard drive with a 23-yard touchdown pass from QB Mac Jones to WR Kendrick Bourne against Cleveland on Nov. 14, 2021. It is the first 99-yard drive for New England since a 10-play, 99-yard drive that was culminated by a 10-yard touchdown pass from Tom Brady to Rob Gronkowski vs. San Diego on Sept. 18, 2011. Since 2000, the Patriots have now had three drives of 99 yards. Brady completed a 99-yard touchdown pass to WR Wes Welker at Miami on Sept. 12, 2011. Those are the only 99-yard drive for the Patriots since 1980.

SUNDAY DRIVES

The Patriots offense had three 90-yard drives that resulted in touchdowns against Cleveland on Nov. 14, 2021. The Patriots had an 11-play, 99-yard drive in the second quarter that resulted in a touchdown, an 8-play, 92-yard scoring drive and a 6-play, 95-yard scoring drive. It is the only time in the Bill Belichick era that the team has had three 90-play drives in a game.

THE PATRIOTS SCORED ON SEVEN OF THEIR NINE DRIVES

The Patriots scored on seven of their nine offensive drives, including all four drives in the first half against Cleveland on Nov. 14, 2021. It is the second time in 2021 that the Patriots scored on every drive in the first half. The Patriots scored on all five of their first half drives in the win vs. the New York Jets on Oct. 24, 2021. In that game, the Patriots scored on nine-of-11 offensive drives. The Patriots scored on eight of their first 10 drives (the 11th possession was a victory formation kneel down) in the win vs. Tennessee on Nov. 28.

THURSDAY NIGHT DOMINATION

PATRIOTS RETURN THIRD PICK FOR A TOUCHDOWN OF THE 2021 SEASON

LB Kyle Van Noy's 35-yard interception return for a touchdown in the fourth quarter at Atlanta on Thursday Night Football (11/18) is the third touchdown return off an interception in 2021. The Patriots had three picks returned for a touchdown in 2019.

PATRIOTS PICK OFF ALL THREE FALCONS QUARTERBACKS

The Patriots picked off all three Falcons quarterbacks (Matt Ryan, Josh Rosen and Feleipe Franks) vs. Atlanta (11/18). It was the first time three quarterbacks threw picks in the same game since Jim Harbaugh, Ryan Leaf and Moses Moreno did it for the Chargers in a 17-7 loss to the Dolphins on Nov. 12, 2000.

PATRIOTS INTERCEPT THREE DIFFERENT QB'S IN THE SAME QUARTER

The Patriots intercepted three different Atlanta quarterbacks in the fourth quarter. They are the first team to intercept three different quarterbacks in the same quarter since Chicago picked off Tampa Bay's Craig Erickson, Steve DeBerg and Casey Weldon in the fourth quarter on Sept. 26, 1993.

PATRIOTS DEFENSE HOLDS ATLANTA TO 40 YARDS RUSHING

The Patriots defense held the Falcons to just 40 yards rushing. It is the lowest since holding the New York Jets to just 36 yards rushing on Sept. 22, 2019. Overall, it is 15th time under Bill Belichick that the Patriots held a team to 40 yards rushing or less.

PATRIOTS EARN 30TH SHUTOUT IN TEAM HISTORY, 13TH UNDER BELICHICK

The Patriots earned their 30th shutout in franchise history and 13th under Bill Belichick with the 25-0 victory over the Atlanta Falcons (11/18). It is the Patriots' first shutout since a 45-0 win at Los Angeles Chargers on Dec. 6, 2020.

ARCHIVED TEAM NOTES

TWO DECADES OF DOMINANCE

The Patriots finished the 2010s with 125 regular season and 16 postseason wins (141 total), the most ever in a single decade.

TEAMS OF THE DECADES

| Team | Years | Reg. Season | Postseason | Total |
|---------------|---------|---------------|-------------|---------------|
| New England | 2010-19 | 125-35 (.781) | 16-7 (.696) | 141-42 (.770) |
| New England | 2000-09 | 112-48 (.700) | 14-4 (.778) | 126-52 (.708) |
| Indianapolis | 2000-09 | 115-45 (.719) | 9-8 (.529) | 124-53 (.701) |
| San Francisco | 1990-99 | 113-47 (.706) | 9-7 (.563) | 122-54 (.693) |

TRIUMPH IN THE 2000S

The Patriots record of 282-107 (.725) since Bill Belichick became head coach in 2000 is the best in the NFL over that span.

BEST RECORDS SINCE 2000 (INCLUDING POSTSEASON)

| Team | W | L | T | Pct. |
|--------------|-----|-----|---|------|
| New England | 282 | 107 | 0 | .725 |
| Pittsburgh | 237 | 133 | 3 | .639 |
| Green Bay | 233 | 141 | 2 | .622 |
| Indianapolis | 227 | 148 | 0 | .605 |
| Baltimore | 225 | 149 | 0 | .602 |

AFC EAST SUPREMACY

The New England Patriots own a 96-29 (.768) record in regular season AFC East games since the beginning of the 2001 season, compiling the best intra-division record of any team in the NFL.

NFL'S TOP DIVISIONAL RECORDS SINCE 2001

| Team | W | L | T | Pct. |
|--------------|----|----|---|------|
| New England | 96 | 29 | 0 | .768 |
| Pittsburgh | 87 | 39 | 1 | .689 |
| Green Bay | 85 | 38 | 2 | .688 |
| Indianapolis | 85 | 41 | 0 | .675 |

AFC EAST DIVISIONAL RECORDS SINCE 2001

| Team | W | L | T | Pct. | Div. Titles | Years |
|-------------|----|----|---|------|-------------|--------------------|
| New England | 96 | 29 | 0 | .768 | 17 | 2001, 03-07, 09-19 |
| Miami | 54 | 72 | 0 | .429 | 1 | 2008 |
| Buffalo | 52 | 73 | 0 | .416 | 1 | 2020 |
| N.Y. Jets | 50 | 76 | 0 | .397 | 1 | 2002 |

The New England Patriots have won 16 division titles and have 16 playoff berths since realignment in 2002, most in the NFL.

MOST DIVISION TITLES SINCE 2002 REALIGNMENT

| Team | Division Titles | Playoff Berths |
|--------------|-----------------|----------------|
| New England | 16 | 16 |
| Green Bay | 11 | 14 |
| Indianapolis | 9 | 14 |
| Seattle | 9 | 14 |
| Pittsburgh | 9 | 12 |
| Philadelphia | 8 | 11 |



PATRIOTS TEAM NOTES

MOST DIVISION TITLES IN A DECADE

The New England Patriots won 10 division titles in the 2010s, the most ever by a team in a single decade. The Patriots also won 11 straight division crowns overall from 2009-19, an NFL record.

MOST DIVISION TITLES IN A DECADE

| Team | Decade | Division Titles |
|---------------|---------|-----------------|
| New England | 2010-19 | 10 |
| Minnesota | 1970-79 | 8 |
| New England | 2000-09 | 7 |
| San Francisco | 1980-89 | 7 |
| Dallas | 1970-79 | 7 |
| L.A. Rams | 1970-79 | 7 |
| Pittsburgh | 1970-79 | 7 |
| Cleveland | 1950-58 | 7 |

ALL-TIME WINNING SEASONS

The Patriots have 34 seasons since the 1970 merger in which the team has finished above .500, second only to the Pittsburgh Steelers (37). New England also had 19 consecutive winning seasons from 2001-19, the second longest streak in NFL history.

MOST WINNING SEASONS SINCE THE 1970 MERGER

| Team | Seasons |
|-------------|---------|
| Pittsburgh | 37 |
| New England | 34 |
| Dallas | 33 |
| Minnesota | 31 |
| Miami | 31 |
| Denver | 29 |

MOST WINNING SEASONS SINCE 2001

| Team | Seasons |
|--------------|---------|
| New England | 19 |
| Pittsburgh | 15 |
| Green Bay | 15 |
| Seattle | 15 |
| Baltimore | 14 |
| Indianapolis | 14 |
| Philadelphia | 13 |

MOST CONSECUTIVE SEASONS AT .500

MOST CONSECUTIVE SEASONS WITH A .500 RECORD OR BETTER

| Team | Seasons | Consecutive Seasons |
|-------------|---------|---------------------|
| Dallas | 1965-85 | 21 |
| New England | 2001-19 | 19 |
| Cleveland | 1957-73 | 17 |

17 STRAIGHT 10-WIN SEASONS

New England reached at least 10 regular season wins for 17 consecutive seasons (2003-19), most in the NFL since the 1970 merger.

MOST CONSECUTIVE 10-WIN SEASONS

| Team | Years | Consec. Seasons w/10+ Wins |
|---------------|---------|----------------------------|
| New England | 2003-19 | 17 |
| San Francisco | 1983-18 | 16 |
| Indianapolis | 2002-10 | 9 |
| Dallas | 1975-81 | 7 |

TEN STRAIGHT 11-WIN SEASONS

The Patriots won 11 games 21 times in team history, including an NFL record 10 consecutive seasons from 2010-19. The Patriots have had 11 or more wins 16 times in Robert Kraft's 27 seasons of ownership after having only four 11-win seasons prior to Kraft purchasing the team (1976, '78, '85 & '86).

MOST 11-WIN SEASONS SINCE 1970 MERGER

| Team | 11+ Win Seasons |
|---------------|-----------------|
| New England | 21 |
| Pittsburgh | 18 |
| Dallas | 17 |
| San Francisco | 16 |
| Denver | 15 |

TEN STRAIGHT 11-WIN SEASONS

MOST CONSECUTIVE 11-WIN SEASONS

| Team | Years | Consec. Seasons w/11+ Wins |
|---------------|---------|----------------------------|
| New England | 2010-19 | 10 |
| Indianapolis | 2003-09 | 7 |
| Dallas | 1976-81 | 6 |
| San Francisco | 1994-98 | 5 |

SEASONS WITH A DOZEN W'S

The Patriots have 13 seasons of 12 or more wins since 1970, second-most in the NFL over that span.

MOST 12-WIN SEASONS SINCE 1970 MERGER

| Team | 12+ Win Seasons |
|---------------|-----------------|
| San Francisco | 14 |
| New England | 13 |
| Dallas | 12 |
| Denver | 11 |
| Pittsburgh | 11 |

FLOATING ABOVE .500

Since 2001, the New England Patriots have held a record below .500 for only 29 weeks, fewest in the NFL over that span.

FEWEST WEEKS UNDER .500 SINCE 2001

| Team | Weeks Under .500 |
|-------------|------------------|
| New England | 29 |
| Pittsburgh | 66 |
| Baltimore | 68 |
| Green Bay | 71 |
| Denver | 90 |

MOST WINS AMONG ORIGINAL AFL TEAMS

The Patriots have the most overall wins among the original eight AFL teams.

OVERALL VICTORY TOTAL OF ORIGINAL AFL TEAMS (INCLUDING PLAYOFFS)

| Team | W | L | T |
|---------------|-----|-----|----|
| New England | 564 | 429 | 9 |
| Kansas City | 517 | 449 | 12 |
| Denver | 517 | 458 | 10 |
| Las Vegas | 512 | 464 | 11 |
| L.A. Chargers | 477 | 485 | 11 |
| Tennessee | 476 | 501 | 6 |
| Buffalo | 461 | 508 | 8 |
| N.Y. Jets | 425 | 535 | 8 |



PATRIOTS TEAM NOTES

TOP 3 IN WINS SINCE 1960

Since the Patriots franchise began play in 1960, they are tied with Green Bay for the third-most wins.

MOST WINS IN PRO FOOTBALL SINCE 1960 (INCLUDING PLAYOFFS)

| Team | W | L | T |
|-----------------------------|------------|------------|----------|
| Pittsburgh Steelers | 574 | 417 | 11 |
| Dallas Cowboys | 568 | 430 | 6 |
| New England Patriots | 564 | 429 | 9 |
| Green Bay Packers | 563 | 419 | 15 |

NFL'S BEST AT HOME

Since Gillette Stadium opened in 2002, the Patriots own the NFL's best home record. The Patriots hold a 129-30 (.811) record at home in regular season games and a 148-34 (.813) record including playoffs. The Patriots are an NFL-best 192-58 at home since 1994, the year Robert Kraft purchased the team.

BEST HOME RECORDS SINCE 2002 (INCLUDING PLAYOFFS)

| Team | W | L | T | Pct |
|--------------------|------------|-----------|----------|-------------|
| New England | 148 | 34 | 0 | .813 |
| Green Bay | 120 | 48 | 2 | .712 |
| Pittsburgh | 119 | 49 | 2 | .706 |

ROAD WARRIORS

Since the start of the 1994 season when Robert Kraft purchased the team, the Patriots have the best regular season road record in the NFL. New England has finished undefeated on the road twice (2007 and 2016).

BEST ROAD RECORDS SINCE 1994

| Team | W | L | T | Pct |
|--------------------|------------|-----------|----------|-------------|
| New England | 137 | 84 | 0 | .620 |
| Pittsburgh | 122 | 98 | 1 | .554 |
| Green Bay | 116 | 107 | 0 | .520 |
| Indianapolis | 113 | 108 | 0 | .511 |
| New Orleans | 112 | 110 | 0 | .505 |

WINNING THE CLOSE ONES

Since 2001, New England owns the NFL's best record (including postseason) in games decided by three points or fewer. New England is 7-2 in those close games in the playoffs.

BEST RECORD IN GAMES DECIDED BY 3 POINTS OR FEWER SINCE 2001 (INCLUDING PLAYOFFS)

| Team | W | L | T | Win Pct |
|--------------------|-----------|-----------|----------|-------------|
| New England | 46 | 22 | 0 | .676 |
| Indianapolis | 50 | 30 | 0 | .625 |
| Tennessee | 50 | 39 | 0 | .562 |
| Seattle | 47 | 37 | 1 | .559 |
| N.Y. Jets | 38 | 30 | 0 | .559 |
| Las Vegas | 42 | 34 | 0 | .553 |

INTER-CONFERENCE RECORD

The New England Patriots own a 61-20 (.753) record vs. NFC teams since realignment in 2002, the best inter-conference record in the NFL during that time.

NFL'S BEST INTER-CONFERENCE RECORD SINCE 2002

| Team | W | L | T | Pct. |
|--------------------|-----------|-----------|----------|-------------|
| New England | 61 | 20 | 0 | .753 |
| Pittsburgh | 53 | 25 | 2 | .675 |
| Baltimore | 50 | 29 | 0 | .633 |
| Indianapolis | 50 | 30 | 0 | .625 |

MODEL OF CONSISTENCY

The New England Patriots have had only one head coach since 2000, showing a level of stability unparalleled in the AFC East.

HEAD COACHES IN AFC EAST SINCE 2000

| Team | Head Coaches |
|--------------------|--------------|
| New England | 1 |
| N.Y. Jets | 7 |
| Buffalo | 10 |
| Miami | 10 |

OFFENSE

PUT A RUSH ON THAT

The Patriots finished fourth in the NFL with 2,346 rushing yards in 2020, the fourth-highest single-season rushing total in team history.

MOST RUSHING YARDS IN A SEASON IN PATRIOTS HISTORY

| Season | Attempts | Yards | Average/Gm |
|-------------|------------|--------------|--------------|
| 1978 | 671 | 3,165 | 197.8 |
| 1976 | 591 | 2,948 | 184.3 |
| 1983 | 538 | 2,605 | 162.8 |
| 2020 | 502 | 2,346 | 146.6 |
| 1985 | 565 | 2,331 | 145.7 |
| 1977 | 603 | 2,303 | 164.5 |

The Patriots finished the season with 4.67 yards per rushing attempt in 2020, the fourth-highest average in team history.

HIGHEST RUSHING AVERAGE IN A SEASON IN PATRIOTS HISTORY

| Season | Attempts | Yards | Average/Rush |
|-------------|------------|--------------|--------------|
| 1976 | 591 | 2,948 | 4.99 |
| 1983 | 538 | 2,605 | 4.84 |
| 1978 | 671 | 3,165 | 4.72 |
| 2020 | 502 | 2,346 | 4.67 |
| 1962 | 432 | 1,970 | 4.56 |

The Patriots scored 20 rushing touchdowns in 2020, tied for seventh-most in a single season in team history and tied for sixth in the NFL in 2020.

MOST RUSHING TDS IN A SEASON IN TEAM HISTORY

| Season | Rush TDs |
|-------------|-----------|
| 1978 | 30 |
| 2012 | 25 |
| 1976 | 24 |
| 1981 | 23 |
| 2008 | 21 |
| 1974 | 21 |
| 2020 | 20 |
| 2006 | 20 |



PATRIOTS TEAM NOTES

PENALTY-FREE FOOTBALL

The Patriots committed an NFL-low 62 penalties in 2020, tied for sixth-fewest in a 16-game season.

FEWEST PENALTIES IN A 16-GAME SEASON

| Season | Team | Penalties |
|-------------|-----------------------------|-----------|
| 2012 | Atlanta Falcons | 55 |
| 2008 | New England Patriots | 57 |
| 2010 | Atlanta Falcons | 58 |
| 2007 | Seattle Seahawks | 59 |
| 1992 | New Orleans Saints | 60 |
| 2020 | New England Patriots | 62 |
| 2001 | New York Jets | 62 |
| 1991 | Miami Dolphins | 62 |

400-POINT SEASONS

The Patriots set an NFL record with 13 straight seasons of at least 400 total points (2007-19). The Chargers previously held the record by scoring at least 400 points in eight consecutive seasons from 2004-11. New Orleans has a current streak of 10 straight seasons with 400 points (2011-20).

PROTECTING THE BALL

Since 2008, the Patriots lead the NFL with 88 regular season games without turning the ball over. The Patriots are 77-11 in those games.

ZERO TURNOVER GAMES (SINCE 2008)

| | |
|--------------------------|-----------|
| New England | 88 |
| Green Bay | 86 |
| Kansas City | 71 |
| Seattle..... | 69 |
| Indianapolis | 65 |
| San Francisco..... | 63 |

BALL SECURITY PAYS OFF

Since 2001, the Patriots are an NFL-best 151-28 when not throwing an interception.

ZERO INT GAMES

| Team | Games with No Ints | W-L-T | Win Pct. |
|--------------------------|--------------------|-----------------------|-------------|
| New England | 179 | 151-28-0 | .844 |
| Green Bay | 166..... | 135-29-2 | .819 |
| Kansas City | 162..... | 112-50-0..... | .691 |
| Seattle..... | 158..... | 113-44-1 | .718 |
| Jacksonville | 150..... | 84-66-0 | .560 |

RUSH TO VICTORY

Since 2000, New England is 55-5 in the regular season when a Patriot reaches 100 yards rushing. The only losses during the Bill Belichick era came in a 29-28 loss at Miami (12/20/04) when Corey Dillon rushed for 121 yards, at Kansas City (10/05/20) when Damien Harris had 100 yards rushing in a 26-10 loss, a 24-21 defeat at Buffalo (11/01/20) when Harris had 102 yards rushing. vs. Miami (9/12/21) when Harris had 100 yards and vs. Dallas (10/17/21) when Harris had 101 yards.

DEFENSE

FORCING THE ISSUE

The Patriots lead the NFL with a plus-238 turnover margin since 1994.

NFL TURNOVER MARGIN SINCE 1994

| | |
|--------------------------|-------------|
| New England | +238 |
| Kansas City..... | +154 |
| Green Bay..... | +126 |

LIMITING OFFENSES

The 2020 New England Patriots finished 7th in the NFL for fewest points allowed with 22.1 points allowed per game. The Patriots have finished in top 10 in fewest points allowed in each of the last nine seasons, which is the longest current streak. The last team to do that in nine or more consecutive seasons is Tampa Bay (10 straight from 1996 to 2005). The 2021 Patriots are first in the NFL with 15.8 points allowed.

SPECIAL TEAMS

BLOCKED KICKS SINCE 2014

The Patriots are second to Philadelphia for the NFL lead with 20 blocked kicks since 2014.

| | |
|--------------------------|--|
| Philadelphia | 21 |
| New England | 20 (9 FGs, 3 XPs & 8 Punts) |
| Denver | 19 |
| Miami..... | 17 |
| Baltimore | 16 |



PATRIOTS HOME DOMINANCE



REGULAR SEASON HOME RECORD SINCE 2002

| Team | W | L | T | Pct. |
|--------------|-----|----|---|------|
| New England | 129 | 30 | 0 | .811 |
| Baltimore | 116 | 42 | 0 | .734 |
| Green Bay | 113 | 42 | 2 | .726 |
| Pittsburgh | 112 | 44 | 2 | .715 |
| Indianapolis | 109 | 50 | 0 | .686 |
| Seattle | 107 | 50 | 0 | .682 |

HOME PLAYOFF RECORD SINCE 2002

| Team | W | L | Pct. |
|--------------------|-----------|----------|-------------|
| Seattle | 10 | 2 | .833 |
| San Francisco | 5 | 1 | .833 |
| New England | 19 | 4 | .826 |
| New Orleans | 7 | 2 | .778 |
| Indianapolis | 8 | 3 | .727 |

HOME RECORD SINCE 2002 (INCLUDING PLAYOFFS)

| Team | W | L | T | Pct. |
|--------------------|------------|-----------|----------|-------------|
| New England | 148 | 34 | 0 | .813 |
| Baltimore | 118 | 46 | 0 | .720 |
| Green Bay | 120 | 48 | 2 | .712 |
| Pittsburgh | 119 | 49 | 2 | .696 |
| Seattle | 117 | 52 | 0 | .692 |
| Indianapolis | 117 | 53 | 0 | .688 |

HOME RECORD AFTER HALLOWEEN SINCE 2002 (INCLUDING PLAYOFFS)

| Team | W | L | T | Pct. |
|--------------------|-----------|-----------|----------|-------------|
| New England | 85 | 20 | 0 | .809 |
| Baltimore | 72 | 26 | 0 | .735 |
| Indianapolis | 71 | 29 | 0 | .710 |
| Pittsburgh | 69 | 28 | 2 | .707 |
| Seattle | 71 | 31 | 0 | .696 |

HOME RECORD VS. NFC SINCE 2002

| Team | W | L | T | Pct. |
|--------------------|-----------|-----------|----------|-------------|
| Baltimore | 31 | 8 | 0 | .795 |
| Pittsburgh | 31 | 8 | 1 | .788 |
| New England | 30 | 11 | 0 | .732 |

HOME RECORD VS. DIVISIONAL OPPONENTS SINCE 2002

| Team | W | L | T | Pct. |
|--------------------|-----------|-----------|----------|-------------|
| New England | 49 | 10 | 0 | .831 |
| Indianapolis | 46 | 14 | 0 | .767 |
| Pittsburgh | 43 | 15 | 0 | .741 |
| Green Bay | 41 | 15 | 2 | .724 |
| Seattle | 40 | 19 | 0 | .678 |
| Baltimore | 40 | 19 | 0 | .678 |

POINT DIFFERENTIAL AT HOME SINCE 2002 (INCLUDING PLAYOFFS)

| Team | Point Differential |
|--------------------|--------------------|
| New England | 1,925 |
| Green Bay | 1,279 |
| Baltimore | 1,232 |
| Pittsburgh | 1,118 |
| Seattle | 1,106 |

POINTS ALLOWED PER GAME AT HOME SINCE 2002 (INCLUDING PLAYOFFS)

| Team | Point Average |
|--------------------|---------------|
| Baltimore | 17.3 |
| New England | 17.7 |
| Seattle | 19.1 |
| Pittsburgh | 19.3 |
| Green Bay | 19.4 |
| Philadelphia | 19.8 |

POINTS SCORED PER GAME AT HOME SINCE 2002 (INCLUDING PLAYOFFS)

| Team | Point Average |
|----------------------|---------------|
| New England | 27.6 |
| New Orleans | 26.6 |
| Green Bay | 25.8 |
| Indianapolis | 24.7 |
| Los Angeles Chargers | 24.5 |



INSIDE THE NUMBERS

TEAM

6

The Patriots opened and then will close the season with Miami, marking the sixth time in team history that the team will open and close the season against the same opponent. It also happened in 2003 and 2013 against Buffalo, 1974 and 1987 against Miami and 1981 against the Baltimore Colts.

9

The Patriots have finished in top 10 in fewest points allowed in each of the last nine seasons, which is the longest current streak. The last team to do that in 9 or more consecutive seasons is Tampa Bay (10 straight from 1996 to 2005).

12.5

Gunner Olszewski is second in the NFL with an 12.5-yard punt return average. He led the NFL with a 17.13-yard average in 2020.

18

With K Quinn Nordin making the 53-man roster, the Patriots have now had a rookie free agent make the team for 18 straight seasons.

19

Mac Jones completed 19 straight passes vs. Tampa Bay on Oct. 3, tied with Tom Brady for the longest streak in Patriots history.

19

The Patriots went 19 straight seasons (2001-19) without being swept in a series by a division opponent, the longest such streak since the 1970 NFL merger.

24

J.C. Jackson (24) leads the NFL in interceptions since entering the NFL in 2018.

31

K Nick Folk leads the NFL with 31 field goals in 2021.

36

Folk made a franchise-record 36 straight field goals, tied for the sixth longest in NFL history.

51

Folk's 51-yard field goal at N.Y. Jets (11/09/20) and his 50-yarder vs. Arizona (11/29/20) are the longest game-winning field goals as time expired in Patriots history. The previous long was 48 yards by Adam Vinatieri in Super Bowl XXXVI vs. the Rams.

70

Mac Jones (74.4) and (73.3) completed over 70 percent of his passes in his first two games and became the first NFL quarterback to start his career with two 70-plus completion games.

98

The Patriots have gone 98 straight games (regular and postseason) scoring in the first half, an NFL record. The Patriots also own the second-longest streak at 82 games with a first-half score (2006-11).

105-3

The Patriots are 105-3 all-time at Gillette Stadium in the regular season when leading at halftime.

+146

The Patriots lead the NFL with a +146 point differential in 2021. Buffalo is second with +144 point differential.

2,488

The Patriots have 2,488 total touchdowns since 1960, the third-most since that time behind Dallas (2,516) and Green Bay (2,492).

2,850

Mac Jones leads all rookie quarterbacks with 2,850 passing yards through the first nine weeks.

ROBERT KRAFT

6

The number of Super Bowl championships the Patriots have won since Robert Kraft purchased the team in 1994. That mark is tied for most in Super Bowl history.

10

The number of conference championships the Patriots have won since Robert Kraft purchased the team in 1994, the NFL record for most conference championships as an owner.

19

The number of division championships won by the Patriots since Kraft purchased the team in 1994.

21

The number of playoff berths earned by the Patriots in the 27 seasons since Robert Kraft purchased the team.

48

The number of playoff games the Patriots have appeared in since 1994, the most in the NFL. Green Bay is second with 36.

339

The number of games the Patriots have won, including playoffs, since Robert Kraft purchased the franchise in 1994. Prior to Kraft's ownership, the team had won 225 total games in its entire 34-year history from 1960-93.

BILL BELICHICK

3

Bill Belichick's 319 wins (regular season and playoffs combined) ranks third among all-time NFL head coaches.

4

Bill Belichick is the first head coach to lead his team to four 500-point seasons (2007, 10-12).

6

Bill Belichick has won six Super Bowls as a head coach, the most Super Bowl wins by a head coach in NFL history.

7

The number of 13-win seasons by Bill Belichick, the most among all NFL coaches.

9

Bill Belichick has the most conference championships by a head coach with nine.

12

Super Bowl LIII was Belichick's 12th Super Bowl overall, including nine as a head coach and three as an assistant coach.

19

Bill Belichick led the Patriots to 19-straight seasons with a winning record (2001-19), second all-time behind Tom Landry, whose Dallas Cowboys accomplished the feat 20 straight seasons from 1966-85.

31


Bill Belichick has the most postseason victories by an NFL coach with 31. Tom Landry is second with 20 postseason wins.

50

Bill Belichick has won at least one game in 50 different stadiums, including the postseason.



BILL BELICHICK NEWS & NOTES



BELICHICK BY THE NUMBERS

47TH COACHING SEASON | 47TH NFL SEASON
22ST SEASON AS PATRIOTS HEAD COACH
27TH HEAD COACHING SEASON

SUPER BOWL WINS (8):

'86 | '90 | '01 | '03 | '04 | '14 | '16 | '18

CONFERENCE TITLES (12):

'86 | '90 | '96 | '01 | '03 | '04 | '07 | '11 | '14 | '16 | '17 | '18

DIVISION TITLES (24):

'75 | '78 | '86 | '89 | '90 | '96 | '98 | '01 | '03 | '04 | '05
'06 | '07 | '09 | '10 | '11 | '12 | '13 | '14 | '15 | '16 | '17 | '18 | '19

CAREER RECORD: 319-152 (.677)

REGULAR SEASON: 288-140 (.672)

POSTSEASON: 31-12 (.721)

PATRIOTS RECORD: 282-107 (.725)

Bill Belichick is the only head coach in NFL history to win six Super Bowl titles. He won more games overall (141) during a 10-year stretch (2010-19) than any other coach in NFL history. In 2007, Belichick led the Patriots to the fourth undefeated and untied regular season in NFL history and the first since the NFL established a 16-game schedule in 1978. His 47 consecutive years as an NFL coach are most in NFL history, passing the 45 by Dick LeBeau. The only other NFL coach with at least 40 consecutive NFL coaching seasons is Tom Moore with 41.



BELICHICK POINTS OF INTEREST

- Belichick has an NFL-best six Super Bowl championships as a head coach, joining George Halas and Curly Lambeau as the only NFL coaches with six championships since the league began postseason play in 1933.
- Belichick is third all-time with 288 career regular season wins, behind Don Shula (328) and George Halas (318).
- Belichick has 319 total victories (regular season and playoffs combined), third all-time behind Don Shula (347) and George Halas (324).
- Belichick's 17 division titles are most by a head coach in NFL history. Don Shula and Tom Landry are tied for second with 13.
- Belichick owns the NFL record with 17 seasons of 11 wins in the regular season. Don Shula is second with 13.
- Belichick has the NFL record with 13 seasons with 12 regular season victories. Don Shula is second with eight.

BELICHICK POINTS OF INTEREST

- Belichick is the only head coach in NFL history with seven seasons of 13-plus wins. George Seifert is second with four 13-win seasons.
- Belichick has five 14-win seasons. George Seifert is second with three 14-win seasons.
- Belichick has led his teams to 18 postseason berths as a head coach, tied with Tom Landry for second all-time, behind the 19 by Don Shula.
- The 2021 is Belichick's 47th consecutive NFL season as a coach, the most consecutive coaching seasons in NFL history.
- Belichick has 252 regular season wins with the Patriots, to move Past Tom Landry (250), behind Don Shula (257) and George Halas (318). He is the fourth coach with at least 250 career regular season wins with one team.



BILL BELICHICK NEWS & NOTES

ACCOMPLISHMENTS

- Belichick (471 games) coached in his 455th game at L.A. Chargers (12/06/20), moving past Tom Landry for the third-most games coached, behind the 526 by Don Shula and the 506 by George Halas.
- Belichick has 252 regular season wins as New England Patriots head coach and moved past Tom Landry (250) and is in third place, behind George Halas's 318 with Chicago and Don Shula's 257 with Miami, for most wins by an NFL coach with one team.
- Belichick is in his 22nd year as head coach of the New England Patriots in 2020 and is one of seven to serve as head coach for one team for at least 20 years.

THE SECOND HIGHEST WINNING PCT.

Bill Belichick's 319 career wins as a head coach are third-most in NFL history and his career winning percentage of .677 is second in NFL history.

TOP WINNING PERCENTAGE AMONG HEAD COACHES WITH AT LEAST 160 WINS (INCL. POSTSEASON)

| Head Coach | Team(s) | Years | W | L | T | Pct. |
|-----------------------|---------------|------------------------------|------------|------------|----------|-------------|
| George Halas | Chicago | 1920-29, 33-41, 46-55, 58-67 | 324 | 151 | 31 | .682 |
| Bill Belichick | CLE/NE | 1991-95, 2000-21 | 319 | 152 | 0 | .677 |
| Don Shula | BLT/MIA | 1963-95 | 347 | 173 | 6 | .666 |
| Curly Lambeau | GB/CHI/WAS | 1921-53 | 229 | 134 | 22 | .630 |

NOTE: Winning percentage calculated using current NFL rules, counting a tie as a half-win, half-loss.

MOVING ON UP

Bill Belichick ranks third all-time in NFL history with 319 career wins.

MOST WINS BY NFL COACHES (INCL. POSTSEASON)

| Head Coach | Team(s) | Years | W | L | T |
|-----------------------|---------------|------------------------------|------------|------------|----------|
| Don Shula | BLT/MIA | 1963-95 | 347 | 173 | 6 |
| George Halas | Chicago | 1920-29, 33-41, 46-55, 58-67 | 324 | 151 | 31 |
| Bill Belichick | CLE/NE | 1991-95, 2000-21 | 319 | 152 | 0 |
| Tom Landry | Dallas | 1960-88 | 270 | 178 | 6 |
| Andy Reid | PHI/KC | 1999-2021 | 245 | 149 | 1 |
| Curly Lambeau | GB/CHI/WAS | 1921-53 | 229 | 134 | 22 |

NINE CONFERENCE TITLES ARE THE MOST IN SUPER BOWL ERA

The 2018 AFC Championship was Bill Belichick's ninth conference championship, the most in NFL history during the Super Bowl era (since 1966).

MOST CONFERENCE CHAMPIONSHIPS BY A HEAD COACH IN SUPER BOWL ERA

| HEAD COACH | TEAM | # | SEASONS | SUPER BOWL APPEARANCES |
|-----------------------|--------------------|----------|---|---|
| Bill Belichick | New England | 9 | 2001, 2003, 2004, 2007, 2011, 2014, 2016, 2017, 2018 | XXXVI, XXXVIII, XXXIX, XLII, XLVI, XLIX, LI, LII, LIII |
| Don Shula | Baltimore/Miami | 6 | 1968, 1971, 1972, 1973, 1982, 1984 | III, VI, VII, VIII, XVII, XIX |
| Tom Landry | Dallas | 5 | 1970, 1971, 1975, 1977, 1978 | V, VI, X, XII, XIII |
| Joe Gibbs | Washington | 4 | 1982, 1983, 1987, 1991 | XVII, XVIII, XXII, XXVI |
| Bud Grant | Minnesota | 4 | 1969, 1973, 1974, 1976 | IV, VII, IX, XI |
| Marv Levy | Buffalo | 4 | 1990, 1991, 1992, 1993 | XXV, XXVI, XXVII, XXVIII |
| Chuck Noll | Pittsburgh | 4 | 1974, 1975, 1978, 1979 | IX, X, XIII, XIV |
| Dan Reeves | Denver/Atlanta | 4 | 1986, 1987, 1989, 1998 | XXI, XXII, XXIV, XXIII |

SUPER SUCCESS

Bill Belichick has won six Super Bowls, the most by a head coach.

MOST SUPER BOWL VICTORIES

| Head Coach | Team | Titles | Seasons |
|-----------------------|--------------------|----------|--------------------------------|
| Bill Belichick | New England | 6 | 2001, 03-04, 14, 16, 18 |
| Chuck Noll | Pittsburgh | 4 | 1974-75, 78-79 |
| Joe Gibbs | Washington | 3 | 1982, 87, 91 |
| Bill Walsh | San Francisco | 3 | 1981, 84, 88 |

NOTE: Sorted by most recent championship. Super Bowls have determined the NFL champion since 1966.

ELITE COMPANY

Bill Belichick joined George Halas and Curly Lambeau as the only coaches with six NFL championships.

HEAD COACHES WITH FOUR OR MORE NFL TITLES

| Coach | NFL Titles | Championship Teams |
|-----------------------|------------|--|
| Bill Belichick | 6 | New England (SB XXXVI, XXXVIII, XXXIX, XLIX, LI and LIII) |
| George Halas | 6 | Chicago (1921, 33, 40, 41, 46 & 63) |
| Curly Lambeau | 6 | Green Bay (1929, 30, 31, 36, 39 & 44) |
| Vince Lombardi | 5 | Green Bay (1961, 62, 65, SB I & II) |
| Chuck Noll | 4 | Pittsburgh (SB IX, X, XII, XIV) |

12 SUPER BOWL APPEARANCES

Super Bowl LIII was Bill Belichick's 12th career Super Bowl appearance, the most appearances by a coach who eventually became a head coach.

MOST SUPER BOWL APPEARANCES AS A HEAD COACH (INCLUDING YEARS AS AN ASSISTANT)

| | |
|-----------------------|----------------------------------|
| Bill Belichick | 12 (nine as a head coach) |
| Dan Reeves | 7 (four as a head coach) |
| Don Shula | 6 (six as head coach) |
| Tom Landry | 5 (five as a head coach) |
| Chuck Noll | 5 (four as a head coach) |
| Marv Levy | 5 (four as a head coach) |
| Andy Reid | 5 (three as a head coach) |



BILL BELICHICK NEWS & NOTES

POSTSEASON COACHING MARK

Bill Belichick coached in his NFL-record 37th postseason game in the 2017 AFC Divisional Playoff against Tennessee, moving past Tom Landry and Don Shula. He has now coached in 43 postseason games, the most in NFL history.

MOST POSTSEASON GAMES AS A HEAD COACH

| Head Coach | Team(s) | Games |
|-----------------------|--------------------------|-----------|
| Bill Belichick | Cleveland/New England | 43 |
| Tom Landry | Dallas | 36 |
| Don Shula | Baltimore/Miami | 36 |
| Andy Reid | Philadelphia/Kansas City | 32 |
| Chuck Noll | Pittsburgh | 24 |
| Mike Holmgren | Green Bay/Seattle | 24 |
| Joe Gibbs | Washington | 24 |

13 CONFERENCE CHAMPIONSHIP GAME APPEARANCES

Coach Belichick reached his 13th conference championship game as a head coach in 2018, extending his record for the most since the 1970 merger.

MOST CONFERENCE CHAMPIONSHIP GAMES AS A HEAD COACH

| Head Coach | Conference Championship Games |
|-----------------------|-------------------------------|
| Bill Belichick | 13 |
| Tom Landry | 10 |
| Andy Reid | 8 |
| Don Shula | 7 |
| Chuck Noll | 7 |
| John Madden | 6 |
| Bill Cowher | 6 |

MOST POSTSEASON WINS

Coach Belichick earned his NFL-record 21st postseason victory after the Patriots defeated the Indianapolis Colts in the 2014 AFC Championship Game. He now has 31 career postseason victories.

MOST PLAYOFF WINS BY AN NFL HEAD COACH

| COACH | TEAM(s) | WINS |
|-----------------------|------------|-----------|
| Bill Belichick | CLE/NE | 31 |
| Tom Landry | Dallas | 20 |
| Don Shula | BLT/MIA | 19 |
| Andy Reid | KC/PHIL | 17 |
| Joe Gibbs | Washington | 17 |
| Chuck Noll | Pittsburgh | 16 |

BEST NFL POSTSEASON WIN PERCENTAGE (MINIMUM 10 GAMES)

| HEAD COACH | TEAM | W | L | PCT. |
|-----------------------|---------------|-----------|-----------|-------------|
| Vince Lombardi | GB/WAS | 9 | 1 | .900 |
| Tom Flores | Oakland | 8 | 3 | .727 |
| Bill Belichick | CLE/NE | 31 | 12 | .721 |
| Bill Walsh | San Francisco | 10 | 4 | .714 |
| Joe Gibbs | Washington | 17 | 7 | .708 |
| Jimmy Johnson | DAL/MIA | 9 | 4 | .692 |

POSTSEASON BERTHS

Bill Belichick has led his teams to 18 postseason berths, tied for second all-time among NFL head coaches.

NFL HEAD COACHES WITH THE MOST POSTSEASON BERTHS

| Head Coach | Postseason Appearances |
|-----------------------|------------------------|
| Don Shula | 19 |
| Bill Belichick | 18 |
| Tom Landry | 18 |

DIVISION TITLES RECORD

Coach Belichick guided the Patriots to the AFC East title in 2019. His 17 division titles are the most by a head coach in NFL history. Don Shula and Tom Landry are second with 13 titles.

MOST CONSECUTIVE DIVISION TITLES

Coach Belichick is the first NFL coach to lead his team to 11 consecutive division titles, after claiming the AFC East crown in 2019. Paul Brown (1950-55), Tom Landry (1966-71), Bud Grant (1973-78) and Chuck Noll (1974-79) led their teams to six straight titles.

NFL COACHES WITH THE MOST CONSECUTIVE DIVISION TITLES

| Head Coach | Team | Consec. Div. Titles |
|-----------------------|-------------|---------------------|
| Bill Belichick | New England | 11 (2009-19) |
| Paul Brown | Cleveland | 6 (1950-55) |
| Tom Landry | Dallas | 6 (1966-71) |
| Bud Grant | Minnesota | 6 (1973-78) |
| Chuck Noll | Pittsburgh | 6 (1974-79) |

CAREER MILESTONE

Coach Belichick is the fourth NFL head coach to reach 250 career regular season victories. His 288 regular season wins are third-most all-time.

MOST REGULAR SEASON WINS, NFL HEAD COACHES

| Head Coach | Team(s) | W | L | T |
|-----------------------|------------|------------|------------|----------|
| Don Shula | BLT/MIA | 328 | 156 | 6 |
| George Halas | Chicago | 318 | 148 | 31 |
| Bill Belichick | CLE/NE | 288 | 140 | 0 |
| Tom Landry | Dallas | 250 | 162 | 6 |
| Andy Reid | PH/KC | 228 | 134 | 1 |
| Curly Lambeau | GB/CHI/WAS | 226 | 132 | 22 |

CLIMBING THE WINS LADDER

Belichick has 252 career regular season wins with the Patriots and moved past Tom Landry (250) for the third-most regular season wins with one team among head coaches.

NFL HEAD COACHES WITH THE MOST REGULAR SEASON WINS WITH ONE TEAM

| Coach | Team | W | L | T |
|-----------------------|-------------|------------|-----------|----------|
| George Halas | Chicago | 318 | 148 | 31 |
| Don Shula | Miami | 257 | 133 | 2 |
| Bill Belichick | New England | 252 | 96 | 0 |
| Tom Landry | Dallas | 250 | 162 | 6 |
| Curly Lambeau | Green Bay | 209 | 104 | 21 |



BILL BELICHICK NEWS & NOTES

PATRIOTS RENAISSANCE

Once head coach Bill Belichick implemented his coaching design on the Patriots, his approach has given him the best record of any NFL head coach since 2001 (including the postseason).

NFL COACHES RECORDS SINCE 2001 (MINIMUM 50 GAMES)

| Coach | Team(s) | W | L | T | Pct. |
|-----------------------|--------------------|------------|-----------|----------|-------------|
| Bill Belichick | New England | 277 | 96 | 0 | .743 |
| Tony Dungy | TB/IND | 101 | 41 | 0 | .711 |
| Jim Harbaugh | San Francisco | 49 | 22 | 1 | .688 |
| Bill Cowher | Pittsburgh | 70 | 35 | 1 | .665 |
| Sean McVay | L.A. Rams | 53 | 28 | 0 | .654 |

3X COACH OF THE YEAR

The Associated Press has named Bill Belichick the NFL's Coach of the Year in 2003, 2007 and 2010. He joined Don Shula (four-time winner) and Chuck Knox as the only three-time winners.

ABOVE THE CENTURY MARK

Bill Belichick has an overall record of 319-152, 167 games above the .500 mark. Belichick, Don Shula and George Halas are the only coaches with 100 more wins than losses.

COACHES WITH 100 OR MORE WINS THAN LOSSES

| Head Coach | Team(s) | W | L | T | Wins above .500 |
|-----------------------|---------------|------------|------------|----------|-----------------|
| Don Shula | BLT/MIA | 347 | 173 | 6 | 174 |
| George Halas | Chicago | 324 | 151 | 31 | 173 |
| Bill Belichick | CLE/NE | 319 | 152 | 0 | 167 |

500+ FOR 3 STRAIGHT YEARS

Coach Belichick became the first head coach in NFL history to lead his team to three straight 500-point seasons (2010-12) and four overall (2007-589, 2010-518, 2011-513 and 2012-557). St. Louis was the only other team to have done it three times (1999-526, 2000-540, 2001-503).

BILL BELICHICK'S 500-POINT SEASONS

| Season | Points Scored |
|-----------|---------------|
| 2007..... | 589 |
| 2010..... | 518 |
| 2011..... | 513 |
| 2012..... | 557 |

TWO DECADES WITH THE PATRIOTS

The 2021 season is Bill Belichick's 22nd year as head coach of the New England Patriots. He is one of seven to coach one team for at least 20 years.

20 YEAR HEAD COACHES WITH ONE TEAM

| Head Coach | Years with Team |
|----------------------------|----------------------------|
| George Halas..... | 40 with Chicago |
| Curly Lambeau..... | 29 with Green Bay |
| Tom Landry..... | 29 with Dallas |
| Don Shula..... | 26 with Miami |
| Chuck Noll..... | 23 with Pittsburgh |
| Steve Owen..... | 23 with N.Y. Giants |
| Bill Belichick..... | 22 with New England |

BETTER THAN AVERAGE

Coach Belichick led the Patriots to 19 straight seasons with a winning record (2001-19), second all-time behind Tom Landry, whose Dallas Cowboys accomplished the feat 20 straight seasons.

MOST CONSECUTIVE SEASONS WITH A WINNING RECORD

| Head Coach | Team | Years |
|----------------------------|-------------------------|---------------------|
| Tom Landry..... | Dallas..... | 20 – 1966-85 |
| Bill Belichick..... | New England..... | 19 – 2001-19 |
| Curly Lambeau..... | Green Bay..... | 14 – 1934-47 |
| Curly Lambeau..... | Green Bay..... | 12 – 1921-32 |
| George Halas..... | Chicago..... | 10 – 1933-42 |
| John Madden..... | Oakland..... | 10 – 1969-78 |

DOUBLE-DIGIT WINS

Coach Belichick led New England to 17 consecutive seasons with at least 10 wins, an NFL record.

MOST CONSECUTIVE 10-WIN SEASONS

| Team | Years | Consec. Seasons w/10+ Wins |
|-------------------------|---------------------|----------------------------|
| New England..... | 2003-19..... | 17 |
| San Francisco..... | 1993-98..... | 16 |
| Indianapolis..... | 2002-10..... | 9 |
| Dallas..... | 1975-81..... | 7 |

DIVISIONAL SUCCESS

HIGHEST WIN PCT. VS. DIVISION OPPONENTS (SINCE 1970 - MINIMUM 60 GAMES)

| Head Coach | Team(s) | W | L | T | Win Pct. |
|-----------------------|---------------|------------|-----------|----------|-------------|
| George Allen | LAR/WAS | 42 | 18 | 2 | .700 |
| Bud Grant | Minnesota | 69 | 31 | 1 | .688 |
| Tom Landry | Dallas | 101 | 46 | 0 | .687 |
| Bill Belichick | CLE/NE | 113 | 52 | 0 | .685 |
| Mike Tomlin | Pittsburgh | 59 | 27 | 1 | .684 |

MOST WINS VS. DIVISION OPPONENTS SINCE 1970

| Head Coach | Team(s) | Wins vs. Div. Opponents |
|----------------------------|--------------------|-------------------------|
| Don Shula..... | Miami..... | 132 |
| Bill Belichick..... | CLE/NE..... | 113 |
| Tom Landry..... | Dallas..... | 101 |
| Dan Reeves..... | DEN/NYG/ATL..... | 95 |
| Marty Schottenheimer..... | CLE/KC/SD/WAS..... | 95 |



PATRIOTS OFFENSIVE NOTES

WR NELSON AGHOLOR



A DEEP THREAT

WR Nelson Agholor finished second in the NFL in 2020 by averaging a career-high 18.7 yards per reception.

2020 NFL YARDS PER RECEPTION LEADERS (MINIMUM 30 RECEPTIONS)

| Player | Team | Rec. | Yds. | Avg. |
|--------------------------|------------------|-----------|------------|-------------|
| 1. M. Valdes-Scantling | Green Bay | 33 | 690 | 20.9 |
| 2. Nelson Agholor | Las Vegas | 48 | 896 | 18.7 |
| 3. DJ Moore | Carolina | 66 | 1,193 | 18.1 |
| 4. Gabriel Davis | Buffalo | 35 | 599 | 17.1 |
| 5. Breshad Perriman | N.Y. Jets | 30 | 505 | 16.8 |

RB BRANDON BOLDEN

JERSEY SWAP

Heading into his 9th season in the league, RB Brandon Bolden announced that he would change jersey numbers. Instead of wearing the familiar No. 38 that he wore previously with New England as well as his one season in Miami in 2018, he will be moving forward in jersey number 25.

The reason behind the move is in honor of his grandfather Frank Pitts, who wore that number during his time as a pro football player during his 10 seasons with the Kansas City Chiefs, Cleveland Browns and Oakland Raiders.

“So I was asked ‘Why did I change my number?’ Well, long story short my grandfather wore it for 11 years and I thought it would be best that he at least saw his oldest grandson play in the same number he played in, even though it’s the NFL now and not the AFL he remembers,” Bolden said.

Pitts was part of the Kansas City Chiefs team that won Super Bowl V and played in the first Super Bowl.

CAREER-HIGHS IN 2021

Bolden set career highs in receptions (31) and receiving yards (296) in 2021, surpassing the 21 receptions for 152 yards he had in 2013.

WR KENDRICK BOURNE

WR KENDRICK BOURNE COMPLETES FIRST NFL PASS FOR A TOUCHDOWN

WR Kendrick Bourne completed his first NFL pass attempt for a 25-yard touchdown pass to WR Nelson Agholor in the first quarter against the New York Jets on Oct. 24, 2021, giving him a perfect passer rating of 158.3.

KENDRICK BOURNE HAD THREE 10-YARD RUNS

WR Kendrick Bourne had a 15-yard run in the first quarter, an 11-yard run in the second quarter and a 17-yard run in the third quarter against Cleveland on Nov. 14, 2021. He has five 10-yard runs in 2021. He had a 16-yard run at the New York Jets on Sept. 19 and a 12-yard run at Houston on Oct. 10. Prior to the 2021 season, Bourne never had a rushing attempt in his NFL career.

BOURNE FINISHES WITH 43 YARDS RUSHING

Bourne finished the game against Cleveland (11/14) with 43 yards rushing on three carries. His 43 yards rushing are the fifth-best rushing total by a Patriots wide receiver in a game.

MOST RUSHING YARDS BY A PATRIOTS WIDE RECEIVER IN A GAME

| Date | Player | Yards | Opp. |
|-------------------|------------------------|-----------|----------------------|
| 12/23/2018 | Cordarrelle Patterson | 66 | Buffalo |
| 11/04/2018 | Cordarrelle Patterson | 61 | Green Bay |
| 10/03/1976 | Darryl Stingley | 48 | vs. Oakland |
| 11/18/2012 | Julian Edelman | 47 | vs. Indianapolis |
| 11/14/2021 | Kendrick Bourne | 43 | vs. Cleveland |
| 10/29/2019 | Cordarrelle Patterson | 38 | vs. Buffalo |

BOURNE HAS CAREER-HIGH IN RECEIVING YARDS

Bourne caught 4 passes for a career-high 98 yards against Cleveland (11/14). His previous best was 96 yards vs. New Orleans on Sept. 26, 2021.

OL TRENT BROWN

BACK IN NEW ENGLAND

When the Patriots acquired Trent Brown in 2021 via trade for the second time, he became the fourth NFL player since 1980 to be traded to the same team multiple times.

PLAYERS TRADED MULTIPLE TIMES TO SAME TEAM (SINCE 1980)

| PLAYER | TEAM | TRADE #1 | TRADE #2 |
|--------------------|--------------------|-------------|-------------|
| Walter White | Arizona | 1980 | 1980 |
| Mark Hermann | Indianapolis | 1983 | 1988 |
| Jerome Harrison | Philadelphia | 2010 | 2011 |
| Trent Brown | New England | 2018 | 2021 |





PATRIOTS OFFENSIVE NOTES

RB DAMIEN HARRIS

WHAT TO LOOK FOR IN 2021

- Damien Harris averaged 5.04-yards per carry (137 rushing attempts for 691 yards) in 2020, becoming the fourth Patriots player to finish with at least a 5.0-yard average (minimum 100 attempts) in a season. The best back-to-back average in team history was Craig James with a 4.9 average in 1984 followed by a 4.7-yard average in 1985.

BETTER THAN AVERAGE

- Harris averaged 5.04-yards per carry (137 rushing attempts for 691 yards) in 2020. Four other Patriots have finished with at least a 5.0-yard average (minimum 100 attempts) in a single season. Harris finished 2020 with the fourth-highest single-season rushing average in team history.

HIGHEST RUSH AVERAGE IN A SEASON/PATRIOTS HISTORY (MINIMUM 100 ATTEMPTS)

| Player | Season | Attempts | Yards | Average |
|----------------------|-------------|------------|------------|-------------|
| Don Calhoun | 1976 | 129 | 721 | 5.59 |
| Mosi Tatupu | 1983 | 106 | 578 | 5.45 |
| LeGarrette Blount | 2013 | 153 | 772 | 5.05 |
| Damien Harris | 2020 | 137 | 691 | 5.04 |
| Carl Garrett | 1969 | 137 | 691 | 5.04 |

QB MAC JONES

HIGH COMPLETION PCT.

- New England Patriots 2021 first-round draft pick Mac Jones made his first NFL start in the season-opener vs. Miami on Sept. 12 and completed 29-of-39 passes for 281 yards with one touchdown for a completion percentage of 74.4. That is the fourth-highest completion percentage by a rookie in Week 1 since 1970 (min. 10 attempts).



| Date | Player | Att. | Comp. | PCT. |
|-------------------|--------------------------------|-----------|-----------|-------------|
| 09/08/2019 | Gardner Minshew (Jacksonville) | 25 | 22 | .880 |
| 09/13/2015 | Marcus Mariota (Tennessee) | 15 | 13 | .867 |
| 09/10/2018 | Sam Darnold (New York Jets) | 21 | 16 | .762 |
| 09/12/2021 | Mac Jones (Patriots) | 39 | 29 | .744 |
| 09/05/1993 | Rick Mirer (Seattle) | 27 | 20 | .741 |

MAC JONES - FIRST NFL QB WITH 70-PLUS COMPLETION PERCENTAGE IN FIRST TWO GAMES

- Jones followed a 74.4 completion percentage in the opener against Miami by completing 73.3 percent of his passes (22-of-30 passes) for 186 yards at the NY Jets (9/19). He is the first quarterback with a 70-plus completion percentage in each of his first two games (min. 10 attempts in each game). He has now completed over 70 percent of his passes in seven of his first 11 NFL games.

JONES COMPLETES 19 CONSECUTIVE PASSES TO TIE TEAM MARK

Jones completed 19 straight passes during a stretch from the second quarter to the fourth quarter vs. Tampa Bay on Oct. 3, tied for the longest streak in team history. Tom Brady had a streak of 19 consecutive passes in Week 1 of the 2015 season vs. Pittsburgh on Sept. 10, 2015. The streak of 19 consecutive completions is the most by a rookie in at least the last 40 years.

MAC JONES TIES RECORD FOR MOST COMPLETIONS BY A ROOKIE IN FIRST FIVE STARTS

Mac Jones tied Joe Burrow (135 completions in 2020) for the most completions by a rookie quarterback in his first five starts in NFL history.

ROOKIE QUARTERBACKS WITH THE MOST COMPLETIONS IN THEIR FIRST FIVE STARTS

| Player | Team | Season | Completions |
|------------------|-----------------|-------------|-------------|
| Mac Jones | Patriots | 2021 | 135 |
| Joe Burrow | Cincinnati | 2020 | 135 |
| Kyler Murray | Arizona | 2019 | 126 |
| Justin Herbert | L.A. Chargers | 2020 | 124 |

MAC JONES WINS FIRST FIVE ROAD GAMES

Mac Jones has won his first five road games, joining Dak Prescott (6 in 2016) and Ben Roethlisberger (6 in 2004) as the only rookie quarterbacks to win each of their first five road games in league annals.

STRONG THROUGH 12

- Mac Jones has passed for 2,850 yards through 12 games and is on pace for 4,037 passing yards for the season. He leads all rookie quarterbacks in passing yards (2,850) completions (268), completion percentage (70.3) and touchdown passes (16). Only three rookie quarterbacks have ever passed for at least 4,000 yards.
- Through 12 games, Jones' completion percentage is 70.3. The best completion percentage for a season by a rookie quarterback is Dak Prescott at 67.7 percent in 2016.

3-TOUCHDOWN PERFORMANCE

- Jones had his first career three-touchdown performance against Cleveland on Nov. 14. He now has five games in 2021 with at least two touchdowns. The NFL record for most games with at least two touchdown passes by a rookie quarterback is Justin Herbert of the Los Angeles Chargers with 10 games in 2020.

MOST PASSING YARDS BY ROOKIE QUARTERBACKS IN 2021

| Player | Passing Yards |
|------------------------|---------------|
| Mac Jones | 2,850 |
| Trevor Lawrence | 2,369 |
| Justin Fields | 1,361 |

MOST GAMES COMPLETIONS BY ROOKIE QUARTERBACKS IN 2021

| Player | Completions |
|------------------------|-------------|
| Mac Jones | 268 |
| Trevor Lawrence | 231 |
| Davis Mills..... | 140 |

MOST PASSING YDS IN A SEASON BY A ROOKIE QUARTERBACK

| Pass Yds | Player | Team | Year |
|-------------|---------------------|---------------------|------|
| 4,374 | Andrew Luck | Indianapolis | 2012 |
| 4,336 | Justin Herbert..... | L.A. Chargers | 2020 |
| 4,051 | Cam Newton | Carolina | 2011 |

HIGHEST COMPLETION PERCENTAGE ROOKIE SEASON

| Percentage | Player | Team | Year |
|------------|-------------------------|--------------------|------|
| 67.7 | Dak Prescott..... | Dallas..... | 2016 |
| 66.6 | Justin Herbert | L.A. Chargers..... | 2020 |
| 66.4 | Ben Roethlisberger..... | Pittsburgh..... | 2004 |



PATRIOTS OFFENSIVE NOTES

MAC JONES FINISHES WITH AN 80 PERCENT PASS COMPLETION FOR SECOND STRAIGHT WEEK

Mac Jones completed 22-of-26 passes for an .846 pass completion percentage at Atlanta (11/18/21). It is tied for the fourth-best in team history. Jones was 19-of-23 for an .826 completion percentage vs. Cleveland on Nov. 14, the sixth-highest in team history. Jones is the first rookie quarterback in NFL history and the first New England player to ever complete at least 80 percent of his passes in back-to-back games (min. 20 attempts). The NFL record for most 80 percent completion games (min. 20 attempts) in a season is four by Drew Brees in 2018 and Kirk Cousins in 2019.

JONES HAS MOST WINS BY A PATRIOTS ROOKIE QB

Jones's eight wins are the most in a season by a Patriots rookie quarterback, surpassing the six wins by Jim Plunkett in 1971 and the five by Drew Bledsoe in 1993.

WR JAKOBI MEYERS

WHAT TO LOOK FOR IN 2021

WR Jakobi Meyers (144 receptions for 1,708 yards) has the most career receptions and receiving yards by any undrafted Patriots receiver that began his career with the team. His 59 receptions for 729 yards in 2020 were also the most in a single season by a rookie free agent that was originally signed by the team. He enters this week with 59 receptions for 620 yards and needs one more reception and 110 yards to break his 2020 total for the best statistical receiving season for an undrafted Patriots receiver.

A SPECIAL BIRTHDAY PERFORMANCE

Meyers set career highs on his 24th birthday (11/09/20) with 12 receptions for 169 yards in a win over the New York Jets. The 12 receptions were the most by a Patriot since Julian Edelman caught 13 passes at Miami on Dec. 15, 2013.

MEYERS MAKES HIS MARK

Meyers has the most receptions and receiving yards for any undrafted player who signed with the Patriots as an undrafted free agent.

MOST RECEPTIONS & YARDS BY AN UNDRAFTED PATRIOT (SINCE 1970)

| Player | Seasons | Rec. | Yds | Avg. | TDs |
|--------------------|-------------|------|-------|------|-----|
| Jakobi Meyers | 2019-21 | 144 | 1,708 | 11.9 | 1 |
| Brandon Bolden | 2012-17, 19 | 56 | 484 | 8.6 | 3 |
| Will Moore | 1995-96 | 46 | 539 | 11.7 | 1 |
| Ray Crittenden | 1993-94 | 44 | 672 | 15.3 | 4 |
| Kenbrell Thompkins | 2013-14 | 38 | 519 | 13.7 | 4 |

MOST RECEPTIONS & YARDS BY AN UNDRAFTED PATRIOT (SINGLE SEASON SINCE 1970)

| Player | Season | Rec. | Yds | Avg. | TDs |
|--------------------|--------|------|-----|------|-----|
| Jakobi Meyers | 2020 | 59 | 729 | 12.4 | 0 |
| Jakobi Meyers | 2021 | 59 | 620 | 10.5 | 1 |
| Will Moore | 1995 | 43 | 502 | 11.7 | 1 |
| Kenbrell Thompkins | 2013 | 32 | 466 | 14.6 | 4 |
| Ray Crittenden | 1994 | 28 | 379 | 13.5 | 3 |
| Jakobi Meyers | 2019 | 26 | 359 | 13.8 | 0 |

MEYERS USING HIS ARM

Meyers threw two touchdown passes in 2020. He completed a 24-yard touchdown pass to RB Rex Burkhead vs. Baltimore (11/15) and a 19-yard touchdown pass to QB Cam Newton vs. N.Y. Jets (1/3). Overall, Patriots wide receivers completed four passes in 2020. WR Julian Edelman also completed two passes. The four pass completions by wide receivers are the most in team history. They have three so far in 2021.

MULTIPLE TDS FROM JAKOBI

Meyers (two touchdown passes) became the third Patriots wide receiver to throw a touchdown pass under head coach Bill Belichick. David Patten threw a 60-yard touchdown pass on Oct. 21, 2001, at Indianapolis and WR Julian Edelman threw a 15-yard touchdown pass to WR Phillip Dorsett at Philadelphia on Nov. 17, 2019. Kendrick Bourne became the fourth to do so with a 25-yard touchdown to WR Nelson Agholor vs. N.Y. Jets on Oct. 24, 2021.

JAKOBI JOINS ELITE CLUB

Meyers, who threw touchdown passes in Weeks 10 and 17 in 2020, became the fourth wide receiver with two touchdown passes in a single season in the Super Bowl era, joining Rod Gardner (2003), Antwaan Randle El (2010) and Odell Beckham Jr. (2018).



JAKOBI MEYERS COMPLETES TWO PASSES IN ONE GAME

Meyers completed two passes vs. Tampa Bay on Oct. 3, 2021. He caught a backwards pass from QB Mac Jones and then threw across the field to RB Brandon Bolden, who managed a 15-yard gain in the second quarter. He completed a 30-yard pass to WR Nelson Agholor in the fourth quarter on a flea flicker. The only other wide receiver to complete two passes in single game for New England was Julian Edelman vs. Denver on Oct. 18, 2020. The only other non-quarterbacks to complete two passes in a game for New England were running backs – Dick Christy on Nov. 18, 1960 vs. Dallas Texans and Andy Johnson on Sept. 6, 1981 vs. Baltimore Colts.

PERFECT PASSER RATING

Meyers has completed 4-of-4 passes for 88 yards with two touchdown passes for a perfect 158.3 passer rating in his career.

MEYERS PASSES = REGULAR SEASON

Nov. 15, 2020 vs. Baltimore – 1-for-1 for a 24-yard touchdown to RB Rex Burkhead (second quarter)
Jan. 3, 2021 vs. N.Y. Jets – 1-for-1 for a 19-yard touchdown to QB Cam Newton (third quarter)
Oct. 3, 2021 vs. Tampa Bay 2-for-2 for 45 yards (15 yards to RB Brandon Bolden (second quarter) and 30-yards to WR Nelson Agholor (fourth quarter).

POSITIONAL SWITCH AND A CHANCE MEETING

Jakobi Meyers and Cam Newton were teammates in 2020, but the wide receiver and former quarterback looked up to Newton and had a chance meeting with him while at an impressionable age. "When I was younger in high school, I made [Newton's] 7-on-7 team – his all-star team – and we traveled to Florida to play in a league," Meyers said. "We ended up losing, but it was still a great experience. It was a good experience to meet Cam when I was very young. A lot of guys where I come from look up to him, so that was definitely a once-in-a-lifetime opportunity for me."

MEYERS SCORES FIRST NFL TOUCHDOWN

WR Jakobi Meyers scored his first NFL touchdown on an 11-yard pass from QB Brian Hoyer in the fourth quarter against Cleveland (11/14/21). It was his 135th career reception. He has scored on three 2-points plays and thrown for two touchdown passes.

G SHAQ MASON

A FAMOUS NAMESAKE

• A noted sports fan and basketball enthusiast, Shaq's mother, Alicia McGuire, named her son Shaquille Olajuwon Mason in 1993 after her two favorite NBA stars at the time, Shaquille O'Neal and Hakeem Olajuwon. The Tennessee native had the opportunity to meet one of his namesakes at a Memphis Grizzlies game while O'Neal was a member of the Miami Heat, receiving a special meet-and-greet and having his jersey signed.

**HELLO
MY NAME IS**





PATRIOTS DEFENSIVE NOTES

LB JA'WHAUN BENTLEY

2020 ACCOMPLISHMENTS

- LB Ja'Whaun Bentley set single-season career-highs with 91 tackles and 1½ sacks in 2020.



Ja'Whaun and his family were homeless starting his freshman year of high school, living with one set of grandparents, then the other, then an aunt. Ja'Whaun and his brother slept on couches and floors at times over the course of several years. Once Ja'Whaun entered the NFL, he was able to secure permanent housing for his family.

LB JAMIE COLLINS SR.

PATH TO THE NFL

- The road to the NFL was anything but easy for linebacker and 2013 second-round draft pick Jamie Collins Sr. The youngest of five siblings growing up in Quentin, Miss., Collins Sr. lost both of his parents when he was six years old and was raised by one of his sisters. Collins Sr. turned to football as an outlet to help him through the tough times.
- "It means a lot. It's my living," Collins Sr. told the Boston Herald. "It kept me on track." Collins Sr.'s resiliency in dealing with adversity has made a lasting impact on fellow Mississippi native and former Patriots teammate Stevan Ridley, who grew up 30 miles west of Meadville in Natchez, Miss., and got to know Collins through a family friend.
- "What I've known about him, he really has been a strong person," Ridley told the Herald in 2013. "Anybody that's gone through the things that he's gone through and still finds a way to be successful on the football field, you have to be mentally tough. That's what he's kind of done as a teammate here. He's come in here and accepted his role and done a pretty good job as a rookie."

SACKS AND PICKS

- Since entering the NFL in 2013, Collins is the player in the NFL with at least 25 sacks and 10 interceptions. Collins has accumulated 26 ½ sacks and 12 picks during his career. He is the first player to accomplish the feat within his first 100 career games.

LB DONT'A HIGHTOWER

WINNER ON MULTIPLE LEVELS

- Dont'a Hightower (three Super Bowl championships and two national titles at Alabama) and Russell Maryland (two national championships at Miami and three Super Bowl Championships with Dallas) are the only two players in NFL history with at least two national championships and two Super Bowl wins.

MR. FEBRUARY

- Hightower has made two Super-Bowl altering plays during his career and was part of a record-setting performance in another. Head coach Bill Belichick referred to Hightower as "Mr. February" at the team's Super Bowl LIII ring ceremony.
- In Super Bowl XLIX vs. Seattle, Hightower made a crucial tackle on Seahawks RB Marshawn Lynch at the 1-yard line the play before CB Malcolm Butler intercepted Seattle QB Russell Wilson to seal the victory in the waning moments.
- New England trailed the Atlanta Falcons, 28-12, midway through the fourth quarter when Hightower strip-sacked Falcons QB Matt Ryan at the Atlanta 25-yard line. The fumble was recovered by the Patriots and the turnover led to a touchdown that helped spark the record comeback in Super Bowl LI.
- Led a defensive unit in the Super Bowl LIII win over the L.A. Rams (2/3/19). Hightower recorded two sacks and a pass defended as part of a stifling defense that became the second team in Super Bowl history to hold its opponent to just three points.





PATRIOTS DEFENSIVE NOTES

DB J.C. JACKSON

WHAT TO LOOK FOR IN 2021

- J.C. Jackson led the Patriots with nine interceptions in 2020. Jackson has seven interceptions so far in 2021. Jackson is tied with Asante Samuel for the team record for most interceptions in consecutive seasons with 16. Samuel picked off 10 passes in 2006 and six in 2007.
- Jackson has 24 interceptions since 2018, the most in the NFL over that span.



2021 ACCOMPLISHMENTS

- Jackson led the NFL with 11 takeaways in 2020. Since 2019, he has 23 total takeaways (21 interceptions and two fumble recoveries) to move past Ron Hall (1964-66 - (20 interceptions in two fumble recoveries) for the most takeaways in a three-year span by a Patriots player.

EXCLUSIVE INT CLUB

- Jackson became the fifth Patriot and first since Asante Samuel (2006-07) to net at least five interceptions in consecutive seasons. Jackson has six picks so far in 2021 and is the third Patriots player with at least five interceptions in three straight seasons. He is the only NFL player to have at least five picks in the last three seasons.

MOST CONSECUTIVE SEASONS WITH 5+ INTERCEPTIONS

| Player | INTs (Year) | INTs (Year) | INTs (Year) |
|---------------------|-----------------|-----------------|-----------------|
| Ron Bolton | 6 (1973) | 7 (1974) | 5 (1975) |
| Mike Haynes | 8 (1976) | 5 (1977) | 6 (1978) |
| J.C. Jackson | 5 (2019) | 9 (2020) | 7 (2021) |
| Raymond Clayborn | 5 (1979) | 5 (1980) | |
| Asante Samuel | 10 (2006) | 7 (2007) | |

ACTION JACKSON

- Jackson has the most interceptions since entering the NFL in 2018 with 24. He has four games with two interceptions, including two games in 2021 with two at the New York Jets on Sept. 19, 2021 and at Carolina on Nov. 7, 21. Jackson led the NFL in 2020 with 11 total takeaways (nine interceptions and two fumble recoveries).

MOST INTERCEPTIONS SINCE 2018

| Player | Team | Interceptions |
|---------------------|--------------------|---------------|
| J.C. Jackson | New England | 24 |
| Xavier Howard | Miami | 22 |
| Justin Simmons | Denver | 16 |
| Kevin Byard | Tennessee | 15 |
| Tyrann Mathieu | HOU/KC | 14 |
| Quandre Diggs | DET/SEA | 14 |

JACKSON SETS TEAM PICK RECORD

- Jackson set a team record in the win over Baltimore (11/15/20) with an interception in his fifth consecutive game. Devin McCourty and Mike Haynes held the previous record with picks in four straight games.

MOST CONSECUTIVE GAMES WITH AN INT IN PATRIOTS HISTORY

- 5- **J.C. Jackson (10/18/20 – 11/15/20)**
- 4- Devin McCourty (09/08/19 – 09/29/19)
- 4 - Mike Haynes (11/07/76-11/28/76)

JACKSON TAKETH AWAY

- With fumble recoveries in back-to-back contests in Weeks 3 & 4, followed by an interception in five consecutive games, Jackson had a takeaway in seven straight contests in 2020. That mark is a franchise record and is one short of the NFL record for most consecutive games with a takeaway.

MOST CONSECUTIVE GAMES WITH A TAKEAWAY (SINCE 1970 MERGER)

| Player | Team | Season | Games |
|---------------------|--------------------|-------------|----------|
| Mark Murphy | Washington | 1980 | 8 |
| Al Richardson | Atlanta | 1981 | 8 |
| J.C. Jackson | New England | 2020 | 7 |
| Chris Dishman | Houston Oilers | 1991 | 7 |

J.C. HAS TAKEAWAY RECORD UNDER BELICHIK

- DB Ron Hall set a Patriots franchise record in 1964 with 13 takeaways (11 interceptions & two fumble recoveries) in a single season. J.C. Jackson recorded nine interceptions and recovered two fumbles for an NFL-leading 11 takeaways in 2020. He passed CB Asante Samuel (10 interceptions) for the record for most takeaways in a single season under Bill Belichick as Patriots head coach. His nine interceptions were tied for third-most in a single season in team history.

MOST TAKEAWAYS BY A PATRIOT UNDER BILL BELICHIK

| Player | Year | Takeaways | Interceptions | Fumble Recoveries |
|---------------------|-------------|-----------|---------------|-------------------|
| J.C. Jackson | 2020 | 11 | 9 | 2 |
| Asante Samuel | 2006 | 10 | 10 | 0 |
| Kyle Arrington | 2011 | 8 | 7 | 1 |

MOST INTS IN A SINGLE SEASON IN PATRIOTS HISTORY

| Player | Season | Interceptions |
|---------------------|-------------|---------------|
| Ron Hall | 1964 | 11 |
| Asante Samuel | 2006 | 10 |
| J.C. Jackson | 2020 | 9 |
| Ty Law | 1998 | 9 |
| Ronnie Lippett | 1986 | 8 |
| Mike Haynes | 1976 | 8 |

J.C. JACKSON HAS A PICK AGAINST JETS FOR FOURTH STRAIGHT GAME

J.C. Jackson registered his first interception of the 2021 season when he intercepted a Zach Wilson pass in the first quarter to give the Patriots a first down at the Jets 35-yard line at the NY Jets (9/19). It was his third straight pick against the Jets after intercepting a pass in both Jets games in 2020. He also picked off a pass in the second Jets game (10/24) in 2021 for his fourth straight game against the Jets with a pick to join Baltimore's Eric Waddle, who had four interceptions against Cleveland (2016-17) as the last player to accomplish the feat.

JACKSON HAD TWO PICKS IN A GAME FOR FOURTH TIME IN HIS CAREER

Jackson had two interceptions at Carolina on Nov. 7, 2021, his fourth time recording two interceptions in a game and the second time in 2021. He had two picks at the N.Y. Jets (9/19). He also had two picks at Buffalo on Sept. 29, 2019 and two picks at Cincinnati on Dec. 15, 2019.

JACKSON HAD FIRST PICK SIX

Jackson returned an interception 88 yards for a touchdown int he win at Carolina on Nov. 7, 2021. It is the sixth-longest interception return in team history.



PATRIOTS DEFENSIVE NOTES

J.C. JACKSON RETURNS PICK 88 YARDS FOR A TOUCHDOWN

CB J.C. Jackson returned a third quarter interception 88 yards for a touchdown for his first career score at Carolina (11/7/21). It was the second straight week that the Patriots have scored on an interception return following Adrian Phillips' pick six at the LA Chargers (10/31). It is also the sixth-longest return in team history. Jackson's previous longest return was 30 yards vs. Denver on Oct. 18, 2020.

JACKSON NOW HAS 24 INTERCEPTIONS THROUGH FIRST FOUR SEASONS

J.C. Jackson now has 24 interceptions through his first four NFL seasons, passing Mike Haynes (22) for the most through a player's first four seasons with the Patriots.

JACKSON SETS CAREER HIGH WITH 16TH PASS DEFENSED

Jackson is first in the NFL with 16 passes defensed and surpassed his previous career high of 14 passes defensed set in 2020.

JACKSON MOVES INTO TOP TEN

Jackson secured his 24th interception and is now tied with Ronnie Lippett and Nick Buoniconti for 9th place on the Patriots all-time interception list.

LB MATTHEW JUDON

REPRESENTING FAMILY

• Matthew Judon wore jersey #99 during his five seasons with the Baltimore Ravens but chose jersey #9 upon joining New England in 2021.

• Said Judon, "I'm one of 10 children, so I got nine siblings. Every time I go out there, I represent them. I like nine. That's one of the reasons I rock it. Ninety-nine was taken, so I chose to use the new rule and getting on it."



LB MATT JUDON HAS EIGHTH TWO-SACK GAME; SECOND OF THE 2021 SEASON

• LB Matt Judon had two sacks in a three-play sequence in the second quarter at Houston (10/10/21). It is the 8th time in his career that he has had a multi-sack game and second time in 2021. He had 2 ½ sacks vs. New Orleans on Sept. 26. His career-best is 3 sacks vs. Oakland on Nov. 25, 2018, when he played for Baltimore.

JUDON SETS TEAM RECORD FOR MOST SACKS IN FIRST FIVE GAMES

• Judon set a team record with 6 ½ sacks through the first five games. The previous record was 5 ½ sacks by Chandler Jones in 2015 and Andre Tippett in 1984.

MATTHEW JUDON SETS CAREER-HIGH BY REACHING DOUBLE-DIGIT SACKS

• Judon reached double-digit sacks for the first time in his career after a 9-yard sack of QB Matt Ryan in the second quarter at Atlanta (11/18/21) pushed his season total to 10 ½ sacks. It is the 17th time that the Patriots have had a player reach 10 or more sacks in a season. Judon's previous best was 9 ½ in 2019 with Baltimore. He added a sack in the win vs. Tennessee to reach 11 ½ sacks.

PATRIOTS 10-PLUS SACK SEASONS

| Sacks | Player | Year |
|-------|------------------|------|
| 12.0 | Tony McGee | 1977 |
| 10.0 | Bobby Hamilton | 1977 |
| 11.5 | Tony McGee | 1978 |
| 10.5 | Tony McGee | 1979 |
| 18.5 | Andre Tippett | 1984 |
| 16.5 | Andre Tippett | 1985 |
| 10.0 | Garin Veris | 1985 |
| 11.0 | Garin Veris | 1986 |
| 12.5 | Andre Tippett | 1987 |
| 11.0 | Willie McGinest | 1995 |
| 12.5 | Mike Vrabel | 2007 |
| 10.0 | Tully Banta-Cain | 2009 |
| 10.0 | Mark Anderson | 2011 |
| 10.0 | Andre Carter | 2011 |
| 11.5 | Chandler Jones | 2013 |
| 12.5 | Chandler Jones | 2015 |
| 11.5 | Matthew Judon | 2021 |

DB DEVIN McCOURTY

WHAT TO LOOK FOR IN 2021

• Devin McCourty is tied for fourth all-time in New England history with 36 total takeaways. He needs four total takeaways to join Raymond Clayborn (44), Fred Marion (42) and Ty Law (40) as the only players in team history with 40 total takeaways.

• McCourty enters 2021 tied with Ty Law for second-most Pro Bowl invitations as a Patriots defensive back with four. Only CB Mike Haynes (6) had more Pro Bowl nods as a Patriots defensive back.

• McCourty tied for fourth in the NFL with five interceptions in 2019, his third career season with five-plus interceptions. That mark tied Marcus Peters and Earl Thomas for most seasons with five-plus interception seasons since 2010. Additionally, McCourty's 29 regular season interceptions since he entered the league in 2010 are tied for the fifth-most in the NFL over that span.

• McCourty has played in 183 career regular season games. If he plays in all 16 games in 2021 he will have played in the 10th-most games in New England history.





PATRIOTS DEFENSIVE NOTES



HAS STARTED EVERY GAME THAT HE HAS PLAYED.



FOUR-TIME PRO BOWL SELECTION

1 OF 7

PLAYERS IN NFL HISTORY TO START IN AT LEAST FIVE SUPER BOWLS

11 HAS BEEN VOTED A TEAM CAPTAIN 10 TIMES.

2021 ACCOMPLISHMENTS

- McCourty became the third Patriots player to reach 30 interceptions with his pick at Atlanta on Nov. 18, 2021. He is in third on the all-time interception, behind Ty Law (36) and Raymond Clayborn (36).
- McCourty now has 515 interception return yards in his regular season career and became the third Patriot with 500 return yards at the NY Jets (9/19).

NFL INTERCEPTION LEADERS SINCE 2010

| Player | Team(s) | Interceptions |
|-----------------------|--------------------|---------------|
| Richard Sherman | SEA/SF/TB | 36 |
| Reggie Nelson | CIN/OAK | 31 |
| Marcus Peters | KC/LAR/BAL | 31 |
| Devin McCourty | New England | 30 |
| Earl Thomas III | SEA/BAL | 30 |
| Joe Haden | CLE/PIT | 29 |
| Harrison Smith | Minnesota | 29 |
| Patrick Peterson | Arizona/Minnesota | 28 |

MOST TAKEAWAYS IN PATRIOTS HISTORY

| Player | Total Takeaways |
|-----------------------|-------------------------------|
| Raymond Clayborn | 44 (36 INT, 8 opp rec) |
| Fred Marion | 42 (29 INT, 13 opp rec) |
| Ty Law | 40 (36 INT, 4 opp rec) |
| Devin McCourty | 36 (30 INT, 6 opp rec) |
| Roland James | 36 (29 INT, 7 opp rec) |
| Mike Haynes | 35 (28 INT, 7 opp rec) |

THE MOST IMPORTANT ABILITY IS AVAILABILITY

- McCourty has played the most defensive snaps since he entered the NFL in 2010 with 11,151 defensive snaps. Malcolm Jenkins (New Orleans and Philadelphia) is second with 11,100 defensive snaps.

McCOUR-TD

- McCourty has four career touchdowns following a return of a blocked field goal for a touchdown at L.A. Chargers (12/6/20) and his 43-yard interception return for a touchdown at Seattle (9/20/20). McCourty also had an 84-yard interception return for a touchdown at Buffalo in 2018 and a 104-yard kickoff return vs. N.Y. Jets in 2012.

DOUBLE TROUBLE

- After being selected by the Patriots in the first round of the 2010 NFL Draft, Devin McCourty became part of a select group in league history. McCourty's identical twin brother, Jason, joined the Patriots in 2018 (now with Miami). The two became the 12th set of twins to play in the NFL. In the 2018 season opener, Devin and Jason became the first set of twins to play together on the same NFL team since 1926 when Gene and Tom Golsen suited up together for the Louisville Colonels.

- Devin became the second twin to suit up for the Patriots, after CB Kato Serwanga was a member of the team from 1998-2000. His twin brother, Jason, played for San Francisco and Minnesota from 1999-2001. According to McCourty's mother, the two can only be told apart by tiny scars on their faces left by chickenpox.

IN GOOD COMPANY

- Devin McCourty earned Associated Press All-Pro Second Team honors at safety in 2013 and 2016. He also earned Second Team All-Pro Honors as a rookie in 2010 when he played cornerback. McCourty joined Pro Football Hall of Famers Rod Woodson and Ronnie Lott as the only NFL players to earn All-Pro honors at both safety and cornerback.

BROTHERS IN ARMS

- Devin and Jason McCourty have seen first-hand the effects of sickle cell disease. Both their aunt and uncle lived with the disease while their father carried the trait. Devin and Jason partnered with Embrace Kids Foundation to form their own "Tackle Sickle Cell" campaign aiming to educate the public, increase blood donations and raise money and awareness for the fight against sickle cell disease. Devin's work with the local Boston Children's Hospital has helped advance research of the disease with doctors now as close as they've ever been to a cure!

DB JALEN MILLS

THE RISE OF THE GREEN GOBLIN

- Jalen Mills has embraced his nickname "The Green Goblin." The origins of the nickname started out as a joke during his rookie season with Philadelphia when he dyed his hair green. Mills is not sure whether it was a coach or the media but the spider-man villain nickname was inspired and took off with the fans.

- Said Mills, "It just kind of came from my rookie year and then just throughout my years playing for the Eagles, my style of play. That's what I get it from. It's kind of something that I stuck with."





PATRIOTS DEFENSIVE NOTES

DB ADRIAN PHILLIPS

VERSATILITY

• "I'm one of the guys that when you ask me what position I play, I say 'defense.' I want to be able to line up everywhere, and most importantly, I want to be able to produce everywhere."

• Began his career in 2014 in San Diego focusing on special teams and was selected to his first Pro Bowl in 2018 as a special teamer.

• Started all 16 games at safety last year for the Patriots and led the team in tackles with a career-high 107.

• Phillips scored his first career touchdown on a 26-yard interceptions return at LA Chargers (10/31/21). He has a career-high of four picks in 2021.

ADRIAN PHILLIPS HAS FIRST CAREER PICK SIX

DB Adrian Phillips picked off a fourth quarter pass from QB Justin Herbert and returned it 26 yards for a touchdown at the L.A. Chargers on Oct. 31. It is Phillips' first career touchdown. It is the Patriots first interception returned for a touchdown since DB Devin McCourty returned a pick 43 yards for a touchdown at Seattle on Sept. 20, 2020. He was named AFC Defensive Player of the Week for his performance.

PHILLIPS HAS FIRST CAREER TWO-INTERCEPTION GAME

Phillips finished with two interceptions against the Chargers. He also picked off Herbert in the second quarter. He earned AFC Defensive Player of the Week honors for his effort.



LB KYLE VAN NOY


LB KYLE VAN NOY HAS FIFTH CAREER GAME WITH AT LEAST TWO SACKS

LB Kyle Van Noy had two second quarter sacks with a 3-yard sack and a 13-yard sack of Atlanta QB Matt Ryan (11/18/21). It is his fifth career two-sack game. Four of his two sack games came while he played for the Patriots. He had two sacks on Oct. 15, 2017 at the New York Jets, Oct. 29, 2018 at Buffalo and Sept. 29, 2019 at Buffalo. He had a career-high three sacks on Dec. 6, 2020 vs. Cincinnati while he played for Miami. It's the third time in 2021 the Patriots had a player finish with at least two sacks. Matthew Judon has had two multiple sack games in 2021.

VAN NOY SCORES ON AN INTERCEPTION

Van Noy intercepted QB Matt Ryan in the fourth quarter and returned the pick 35 yards for a touchdown at Atlanta (11/18/21). It is his first pick six and fourth career touchdown. He scored touchdowns when he returned a blocked punt at Chicago (10/21/18), returned a fumble for a touchdown vs. NY Jets (12/30/18) and returned a fumble for a touchdown 22 yards vs. NY Giants (10/10/19).





LAWRENCE GUY
LAWRENCE GUY FAMILY
FOUNDATION

www.lawrenceguyfoundation.org

LAWRENCE GUY FAMILY FOUNDATION

The Lawrence Guy Family Foundation is a 501c(3) organization that provides resources and opportunities for financially disadvantaged families. Lawrence and his wife, Andrea Guy, established the foundation in 2019 with the goal to inspire and help families to achieve their full potential.

“Giving back has always been a priority of mine, and I am so grateful to be able to have a platform to help others and raise awareness in areas that are in need. I will continue to impact the community that shows up for me every Sunday!” - Lawrence Guy

ANNUAL EVENTS/INITIATIVES

Lawrence and Andrea Guy have been giving back for multiple years, with some of their events entering their 11th year of annual giveaways. While Lawrence lends his name to the initiatives, it's what the Guy family have been able to do together which makes the foundation so special.

SHOP WITH A JOCK

- » Shop with a Jock is an annual event that gives underprivileged children a happier holiday. Every December, the Foundation partners with a local Walmart to host the shopping spree. Each child gets paired up with one of their favorite NFL stars and gets to go on a shopping spree to fulfill their Holiday wish lists. The Foundation provides each child with a gift card, event t-shirt and dinner.

THANKSGIVING WITH THE GUYS

- » On Tuesday, November 23rd, Lawrence & Andrea Guy donated 400 turkeys and Thanksgiving dinners to the students and families of the Martin Luther King School in Dorchester, MA.
- » Known as “Thanksgiving with the Guys,” this annual tradition began when Lawrence attended Arizona State University. Thirteen years later, the Guy family has provided thousands of meals to those in need.
- » At the conclusion of the school day, parents and families received a turkey and all the fixings. Lawrence’s wife, Andrea, was joined by a team of volunteers as they handed out the meals to families.

11TH ANNUAL GUY FAMILY THANKSGIVING GIVEAWAY

- » The Guy family hosted their 11th annual “Guy Family Thanksgiving Giveaway” event at Orchard Gardens Boys & Girls Club of Boston on Tuesday, November 16.
- » The foundation partnered with Roche Bros. Supermarkets to provide 150 families in need with groceries for their Thanksgiving meals. Each family received a turkey, fresh vegetables, sides, and fixings.
- » Traditionally, the giveaway is followed by a dinner with Lawrence and his teammates in attendance to mingle with the children at the Orchard Gardens Boys & Girls Club of Boston in Roxbury, MA.

BABY SHOWER GIVEAWAY

- » Lawrence Guy was named the 2021 Week 11 NFLPA Community MVP after the foundation hosted a baby shower that provided more than \$40,000 in products and gifts, giving back to local mothers in need.
- » On November 12, Lawrence and his wife, Andrea, partnered with the Patriots and numerous vendors to distribute a range of baby necessities. Items included strollers, diapers, bouncers, baby monitors, pacifiers and more.
- » The event took place at Gillette Stadium and included a catered, plated meal that allowed the women to connect with one another and the Guy family.
- » The foundation worked with five non-profit organizations in the Boston area to identify the 20 moms who participated – Bridge Over Troubled Waters, Our Single Parent House, Abby’s House, Sojourner House and Casa Myrna.

10TH ANNUAL BACKPACK GIVEAWAY

- » On August 13, 2021, Guy held his 10th annual backpack giveaway that provides school supplies, snacks and Patriots gear to more than 150 students before they head back to the classroom.
- » Over 300 backpacks were distributed this year as the local kids were able to come to Gillette Stadium and enjoy a delicious meal while Lawrence and Andrea spoke to them about the importance of education.

LEAVING A LEGACY

Lawrence Guy was the 2021 Ron Burton Community Service Award winner and recently received the NFLPA Week 11 Community MVP award.

For more information on the Lawrence Guy Family Foundation and other upcoming initiatives, please scan the bar code here.





PATRIOTS PLAYER FOUNDATION WORK

LB JOSH UCHE

THE JOSH UCHE FOUNDATION


- The Josh Uche Foundation was created to empower and provide at-risk youth with educational advancement, resource programming, mentorship, and mental health empowerment.
- Josh plans to start an annual football camp that incorporates yoga and athletic mobility to show young athletes that there's more to physical fitness than just lifting weights and running fast.
- On top of the introduction of the football camps, Josh Uche is currently in the process of developing a mental health app specified for athletes.



LB KYLE VAN NOY

THE VAN NOY VALOR FOUNDATION

- The Van Noy Valor Foundation was created in 2014 by Kyle and Marissa Van Noy. Their inspiration to start their own foundation came from their love of helping adopted, foster, and disadvantaged youth who are in need. Kyle was adopted as a baby, as well as Marissa's father and little brother. The Van Noy Valor Foundation strives to provide opportunities to encourage personal valor in youth by giving them resources and tools to grow, which will teach the youth to armor themselves for success. The Van Noy's believe that children are 100% of our future and know the importance of providing resources to help children reach their full potential starting from a young age.



DT DAVON GODCHAUX

CHAUXDOWN FOUNDATION

- The Chauxdown Foundation empowers at-risk youth through fitness, literacy and educational programming. The foundation has helped serve and impact over 2000 youth in the Miami, Florida, and Plaquemine, Louisiana communities. Chauxdown has impacted the community in a variety of ways from giving children toys to play with, to making sure they have the proper school supplies to receive proper education at school.



DL DEATRICH WISE JR.

WISE UP & CO. FOUNDATION

- Wise Up & Co. is a foundation started by Patriots defensive lineman Deatrich Wise Jr. and his brothers, Daniel and Solomon Wise. The brothers started the Foundation to leverage their name off the field with the aim to have a positive impact on the community.
- Deatrich has been a community pillar by supporting organizations that share the same mission, to assist youth, fight hunger, and celebrate individuality. He has been involved with Big Brothers, Big Sisters and on a yearly basis, runs a Thanksgiving and Christmas drive to support those in the local Massachusetts community.
- To support the Wise Up & Co. Foundation or to find out more, scan the QR code.



DL CARL DAVIS

THE TRENCHWORK FOUNDATION

- Founded by Carl Davis of the New England Patriots, Trenchwork Foundation, Inc. focuses on revitalizing Carl's hometown of Detroit, Michigan through construction of new and renovation of existing homes. The Trenchwork Foundation will help create opportunities for the children of our future.
- To support the Trenchwork Foundation or to find out more, scan the QR code.



HOMES FOR HEROIC FORGOTTEN VETERANS

- On top of the Trenchwork Foundation, Carl partnered up with his aunt, Pazzella Colston Bonner, to fight homelessness among military veterans through the creation of a non-profit organization - Homes for Heroic Forgotten Veterans.

DB JONATHAN JONES

NEXT STEP FOUNDATION

- The mission of the Jonathan Jones Next Step Foundation, Inc. is to educate youth on practical life application, to encourage professional development and to empower them through education and mentorship. Established in 2019, the idea was birthed from Jones' love and recognition for developing youth; whether it is by way of football camps, meal distributions or fundraisers, and to pour back into them. However, he was no stranger to volunteerism; growing up, he would volunteer in the community at a local soup kitchen and became a change agent at a young age. He knew that when he became a professional football player, he would then have the vehicle and platform to give back on a larger scale.





PATRIOTS SPECIAL TEAMS NOTES

P JAKE BAILEY

BAILEY SETS TEAM RECORD

Jake Bailey finished first in the NFL with 45.6 net yards per punt in 2020, a new single-season team record. The previous record was 41.5 by Zoltan Mesko in 2011. His gross punt average of 48.7 is also a team record, besting the 46.5 gross average by Mesko in 2011. His 45.6 net yards per punt is second all-time in NFL history in a single season to the 46.0 net average by Johnny Hekker in 2016 with the Rams.

DIMINISHING [PUNT] RETURNS

Bailey's punting in 2020 allowed a total of just 71 punt return yards on 12 returns. It is the fewest punt return yards allowed by the Patriots in team history and the sixth-fewest punt return yards allowed in a season in NFL history. The 12 punt returns allowed are second in NFL history and team history to the 11 by New England in 2008.

FEWEST PR YARDS ALLOWED IN A 16-GAME SEASON

| Season | Team | PR Yards Allowed |
|--------|-------------|------------------|
| 2020 | New Orleans | 46 |
| 2008 | Atlanta | 49 |
| 1991 | Buffalo | 53 |
| 1997 | Atlanta | 55 |
| 2018 | New Orleans | 60 |
| 2020 | New England | 71 |

FEWEST PR YARDS ALLOWED IN TEAM HISTORY

| Season | PR Yards Allowed |
|-----------|------------------|
| 2020..... | 71 |
| 2007..... | 75 |
| 2017..... | 105 |
| 2001..... | 124 |
| 2016..... | 134 |
| 1973..... | 152 |

FEWEST PUNT RETURNS ALLOWED IN A 16-GAME SEASON

| Season | Team | Punt Returns Allowed |
|--------|-------------|----------------------|
| 2008 | New England | 11 |
| 2020 | New England | 12 |
| 2018 | New Orleans | 12 |
| 2018 | L.A. Rams | 12 |
| 2007 | New England | 14 |

DB JUSTIN BETHEL



WHAT TO LOOK FOR IN 2021


Justin Bethel has reached double-digit special teams tackles in each of his nine NFL seasons, and will try to reach 10 straight in 2021. Bethel led the team with 14 special teams tackles in 2020.

WR GUNNER OLSZEWSKI

WHAT TO LOOK FOR IN 2021

Gunner Olszewski will attempt to become the first New England player to lead the NFL in two straight years in punt return average and the first NFL player to do so since Devin Hester led the NFL in 2010 and 2011.

Olszewski will look to become the first NFL player to average 17.0-yards per punt return or more in back-to-back seasons. Devin Hester owns the best mark with a 17.1-yard average in 2010 followed by 16.2-yard average in 2011. He is currently second in the NFL with an 12.5-yard punt return average so far in 2021.



PUNT RETURN RECORD

WR Gunner Olszewski finished first in the NFL with a 17.3-yard punt return average (20 returns for 346 yards and one touchdown) in 2020. It is the highest return average in Patriots history and the second-highest in the NFL since 1970. Julian Edelman had the highest average in a season at 15.5 in 2012. Olszewski is the fourth Patriots player to lead the league in punt return average. Danny Amendola led the NFL with a 12.0-yard average in 2015, Troy Brown led in 2001 with a 14.2-yard average and Irving Fryar tied for the NFL lead with a 14.1-yard average in 1985.

HIGHEST PUNT RETURN AVERAGE IN A SINGLE SEASON (SINCE 1970 MERGER) (MIN. 20 RETURNS)

| Player | Team | Season | PR Avg. |
|------------------|-------------|--------|---------|
| Leodis McKelvin | Buffalo | 2012 | 18.7 |
| Gunner Olszewski | New England | 2020 | 17.3 |
| Devin Hester | Chicago | 2010 | 17.1 |

OLSZEWSKI SCORES FIRST NFL TD ON A PUNT RETURN

WR Gunner Olszewski scored his first NFL touchdown on a 70-yard punt return at the L.A. Chargers on Dec. 6, 2020. It was the first punt return for a touchdown for New England since WR Julian Edelman returned a punt 84 yards vs. Denver on Nov. 2, 2014. Olszewski's return came on the heels of an 82-yard punt return for a touchdown that was called back due to a penalty in the previous game.

NO. 2 ON SINGLE GAME LIST

Olszewski finished with 145 punt return yards in the win at the L.A. Chargers (12/6/20), the second-most ever by a Patriot in a single game.

MOST PR YARDS IN A SINGLE GAME IN PATRIOTS HISTORY

| Player | Game | PR Yards |
|----------------------|--------------------------------------|----------|
| Mike Haynes..... | vs. Buffalo - Nov. 7, 1976..... | 156 |
| Gunner Olszewski.... | at L.A. Chargers - Dec. 6, 2020..... | 145 |

GUNNER GOES LONG TWICE

Olszewski scored on a 70-yard punt return touchdown and had a 61-yard return in the Patriots win at the L.A. Chargers on Dec. 6, 2020. He is the first player in Patriots history with two punt returns of at least 60 yards in a single game and the first NFL player to do so since Indianapolis RB Nyheim Hines had 84 and 71-yard punt return touchdowns vs. Carolina on Dec. 22, 2019. Before Olszewski, the two longest punt returns in a single game for the Patriots was Julian Edelman on Nov. 18, 2012, vs. Indianapolis with a 68-yard punt returned for a touchdown and a 49-yard return.



PATRIOTS SPECIAL TEAMS NOTES

MULTIPLE LONG PUNT RETURNS IN A SINGLE GAME IN PATRIOTS HISTORY

| Player | Opponent | Date | PR Yards | Returns |
|------------------|------------------|----------|----------|---------|
| Gunner Olszewski | at L.A. Chargers | 12/6/20 | 131 | 70t, 61 |
| Julian Edelman | vs. Indianapolis | 11/18/12 | 117 | 68, 49 |

GAME BALL TO GUNNER

Olszewski scored his first touchdown reception on a career-long 38-yard pass in the win at the L.A. Chargers on Dec. 6, 2020. Olszewski joined Julian Edelman (vs. Denver in 2014 and vs. Indianapolis in 2012), Stanley Morgan (vs. Baltimore in 1979) and Irving Fryar (vs. Indianapolis in 1985) as the only Patriots with a punt returned touchdown and a touchdown reception in the same game.

GUNNER OLSZEWSKI GOES LONG THREE TIMES

Gunner Olszewski had three 20-yard punt returns at the L.A. Chargers on Oct. 31, 2021 with a 20-yard return, a 21-yard return and a 27-yard return. The last NFL player with three punt returns of 20 or more yards in a single game was Nyheim Hines of Indianapolis on Dec. 22, 2019 vs. Tennessee. The last New England player to do so was Troy Brown on Sept. 11, 2000 at the New York Jets (31, 21 and 38-yard returns).

OLSZEWSKI MOVING UP TO HISTORIC RECORD

Olszewski has returned 63 punts for 813 yards for a 12.9-yard punt return average. The NFL uses 75 punt returns to qualify for the NFL record, which is 12.8 yards per return by George McAfee.

HIGHEST PUNT RETURN AVERAGE IN THE NFL (75 RETURNS)

| Player | Punt Return Avg. | Years |
|------------------------------|------------------|------------------|
| George McAfee (Chicago) | 12.8 (112-1,431) | (1940-41, 45-50) |
| Jack Christiansen (Detroit) | 12.8 (85-1,084) | (1951-58) |
| Claude Gibson (SD, OAK) | 12.6 (110-1,381) | (1961-65) |
| Bill Dudley (PITT, DEN, WAS) | 12.2 (124-1,515) | (1942-53) |
| Rick Upchurch (DEN) | 12.1 (248-3,008) | (1975-83) |

HIGHEST PUNT RETURN AVERAGE IN PATRIOTS HISTORY (20 RETURNS)

- 12.9 – Gunner Olszewski
- 12.0 - Mack Herron
- 11.3 – Carl Garrett
- 11.2 – Julian Edelman

WR MATTHEW SLATER



WHAT TO LOOK FOR IN 2021

- Matthew Slater has earned an NFL record nine special teams Pro Bowl invitations and will look to add to that in 2021.
- Slater entered his 14th season with the Patriots in 2021, tied with Stephen Gostkowski, Bruce Armstrong and Steve Nelson for the fourth-most in team history, behind the 15 by Troy Brown and Julius Adams, the 16 by Steve Grogan and the 20 by Tom Brady.

SLATER REACHES 200 GAMES

Slater played in his 200th career regular season game against the Atlanta Falcons (11/18/21). He is the fifth Patriots player to reach 200 regular season games.

MOST REGULAR SEASON GAMES PLAYED

| | |
|-----|--------------------|
| 285 | Tom Brady |
| 212 | Bruce Armstrong |
| 206 | Julius Adams |
| 204 | Stephen Gostkowski |
| 201 | Matthew Slater |

- Matthew Slater became the third New England player to play in 100 career regular season games at Gillette Stadium in the game vs. Tennessee on Nov. 28, 2021.

MOST REGULAR SEASON HOME GAMES PLAYED FOR THE PATRIOTS

| | |
|-----|--------------------|
| 134 | Tom Brady |
| 102 | Stephen Gostkowski |
| 100 | Matthew Slater |

2020 ACCOMPLISHMENTS

Slater earned his ninth Pro Bowl invitation in 2020, extending his NFL record for most Pro Bowl selections as a special teamer. Slater is now tied with John Hannah (1976, 78-85) for second-most Pro Bowl selections as a Patriot with nine. Tom Brady holds the franchise record with 14.

LIKE FATHER LIKE SON

Slater is one of 10 sons of Hall of Fame members to be drafted in NFL history.

HALL OF FAME FATHERS WITH SONS DRAFTED IN THE NFL

- Jackie Slater (class of 2001) – son, Matthew Slater (NE)
- Bobby Bell (class of 1983) – son, Bobby Bell (NYJ)
- Tony Dorsett (class of 1994) – son, Anthony Dorsett (HOU)
- Bob Griese (class of 1990) – son, Brian Griese (DEN)
- Russ Grimm (class of 2010) – son, Cody Grimm (TB)
- Howie Long (class of 2000) – sons Chris Long (STL) and Kyle Long (CHI)
- Bruce Matthews (class of 2007) – son, Jake Matthews (ATL)
- Don Shula (class of 1997) – son, Mike Shula (TB)
- Kellen Winslow (class of 1995) – son, Kellen Winslow (CLE)

PRO BOWL RECORD

- Slater has earned nine Pro Bowl invitations (2011-17, 19-20) as a special teams player. He passed Steve Tasker (1987, 90-95) for the most special teams Pro Bowl honors in NFL history last year. Slater is also the only special teams player to earn seven consecutive Pro Bowls, which he did from 2011-17.



ALL-STAR COMBINATION

- Slater was voted to the Pro Bowl for seven straight seasons from 2011-17 and two more from 2019-20. Those nine selections are two more than the seven that his father earned with the L.A. Rams. The Slater family's 16 combined Pro Bowls are the second-most among father-son contingents to have been voted to at least one Pro Bowl each.

MOST FATHER AND SON PRO BOWL SELECTIONS

| Players | Pro Bowls |
|--|-----------|
| Archie (2), Peyton (14) and Eli Manning (4)..... | 20 |
| Jackie (7) and Matthew Slater (9) | 16 |

ELECTED TEAM LEADER

- Slater has been named to nine Pro Bowls for his special teams work, but perhaps more revealing of his value to New England is the fact that he was elected a captain by his teammates for the 11th straight season in 2021.
- He shared what it means to be a captain with high school football players in a story published by *The Boston Globe*. "You have to be able to put others before yourself. Being a captain and leadership is about serving, and to me, that means a great deal of sacrifice – putting aside personal agendas for the greater common goal. Leadership is equated with sacrifice. I think you have to be willing to do whatever it takes for the unit to succeed. I think you need to lead by example. A lot of times, it's about what you do, not what you say."



PATRIOTS SPECIAL TEAMS NOTES

SLATER'S EMERGENCE WAS SPECIAL

• Bill Belichick acknowledged Matthew Slater's role as a gunner on special teams: "Matt is one of the best in the league," Belichick said. "Any time the punt return team has to double somebody, that makes it one less guy they can use somewhere else in the return. He almost always draws two guys out there unless they're in an eight-man rush. Most of the time, there's two guys out there — fourth-and-short, where they're trying to protect the box — but he draws a lot of double teams, and deservedly so. He does an outstanding job of covering punts."

SLATER'S SCORE

• During a 2007 game against Arizona State, UCLA's Matthew Slater returned a kickoff 89 yards for the final touchdown of his collegiate career. In the Patriots 16-10 win over Buffalo on Sept. 29, 2019, DB J.C. Jackson blocked a punt, which Slater returned 11 yards for his first NFL touchdown, 12 seasons after his last touchdown.



HAS EARNED 9 SPECIAL TEAMS PRO BOWL INVITES, THE MOST FOR A SPECIAL TEAMS PLAYER IN NFL HISTORY

LONGEST TENURED PLAYER ON THE PATRIOTS.

1 OF 10

SONS OF HALL OF FAMERS TO BE DRAFTED IN THE NFL



11

HAS BEEN VOTED A TEAM CAPTAIN FOR 11 STRAIGHT SEASONS.

NICK FOLK

LOCAL LINEAGE

Nick Folk's mother is a direct descendant of William Bradford, a founder, settler and longtime governor of the Plymouth Colony settlement. Bradford was also a passenger on the *Mayflower's* original voyage to America.



FOLK HERO

Folk kicked his second game-winning field goal as time expired in 2020, connecting on a 50-yard field goal against Arizona (11/29/20) to give the Patriots a 20-17 win. He had a 51-yard game-winning field goal as time expired at the New York Jets on Nov. 9, 2020 to give the Patriots a 30-27 victory. He is the first NFL kicker with two game-winning field goals as time expired in a single season. Overall, he has three game-winning field goals as time expired. He also kicked a 53-yard field game-winning field goal as time expired at Buffalo on Oct. 8, 2007, when he was a rookie with the Dallas Cowboys.

FOLK DIGS THE LONG BALL

Folk's 50-yard game-winning field goal vs. Arizona (11/29/20) was the second-longest game-winning field goal with no time left in Patriots history, behind the 51-yarder he hit at N.Y. Jets (11/9). The previous long was 48 yards by Adam Vinatieri in Super Bowl XXXVI vs. the St. Louis Rams.

NICK FOLK SETS TEAM RECORD FOR CONSECUTIVE FIELD GOALS

K Nick Folk set the team record with 33 consecutive field goals after connecting on field goals of 46, 49, 32 and 26 yards at the New York (9/19/21) and extended that mark to 36 straight field with a 27-yarder vs. Tampa Bay before missing a 56-yarder in the fourth quarter. He passed Stephen Gostkowski, who connected on 31 straight field goals. After missing his first two field goals of the 2020 season, he kicked 36 straight field goals. Folk's previous longest streak was 23 straight field goals in 2013 when he played for the New York Jets. The NFL record is 44 straight field goals by Adam Vinatieri.

MOST CONSECUTIVE FIELD GOALS/PATRIOTS HISTORY

| | |
|----|--------------------|
| 36 | Nick Folk |
| 31 | Stephen Gostkowski |
| 25 | Adam Vinatieri |
| 23 | Adam Vinatieri |
| 21 | Stephen Gostkowski |

MOST CONSECUTIVE FIELD GOALS/NFL HISTORY

| Field Goals | Player | Team | Year |
|-------------|-----------------|-----------------|-----------|
| 44 | Adam Vinatieri | Indianapolis | 2015-16 |
| 42 | Mike Vanderjagt | Indianapolis | 2002-04 |
| 40 | Gary Anderson | SF/MIN | 1997-98 |
| 37 | Graham Gano | New York Giants | 2020-2021 |
| 37 | Jason Myers | Seattle | 2019-2021 |
| 36 | Nick Folk | Patriots | 2020-2021 |
| 36 | Matt Stover | Baltimore | 2005-2006 |
| 35 | Justin Tucker | Baltimore | 2015-16 |
| 35 | Adam Vinatieri | Indianapolis | 2013-14 |
| 33 | Robbie Gould | San Francisco | 2017-18 |
| 33 | Justin Tucker | Baltimore | 2013 |



PATRIOTS SPECIAL TEAMS NOTES

NICK FOLK DRILLS TWO 52-YARD FIELD GOALS LONGEST FIELD GOALS AS A MEMBER OF THE PATRIOTS

K Nick Folk drilled a 52-yard field goal in the second quarter and 52-yard field goal in the third quarter at Houston (10/10/21), his longest field goals as a member of the Patriots. He had a 51-yard field goal on Dec. 21, 2019 vs. Buffalo and a 51-yard field goal at the New York Jets on Nov. 9, 2020. His career-long is a 56-yard field goal on Oct. 17, 2010 at Denver when he played for the New York Jets.

FOLK HAS SECOND NFL GAME WITH TWO 50-YARD FIELD GOALS

Folk had his second NFL game with two 50-yard field goals at Houston (10/10/21) He had two 51-yard field goals on Nov. 18, 2012 t St. Louis as a member of the New York Jets.

FOLK BECOMES SECOND PATS PLAYER TO CONNECT ON TWO 50-YARD FIELD GOALS IN ONE GAME

Folk is the second Patriots player to have two 50-yard field goals in one game after he drilled two 52-yard field goals at Houston on Oct. 10, 2021. K Stephen Gostkowski accomplished the feat three times with the most recent happening against Oakland on Nov. 19, 2017 in Mexico City.

FOLK 4-FOR-4 ON FIELD GOALS IN FOUR 2021 ROAD GAMES

Folk connected on all four field goals (52, 52, 32 and 21) at Houston on Oct. 10, 2021 and was named AFC Special Teams Player of the Week. He has connected on four field goals in four of the five 2021 road games - at the NY Jets (9/19), at LA Chargers (10/31) and at Atlanta (11/18). Overall he has had at least four field goals in a game 14 times and six times as a member of the Patriots. He has connected on five field goals in a game three times, including making five field goals vs. Tennessee (11/28/21)

NICK FOLK CONNECTS ON HIS 300TH CAREER FIELD GOAL

Nick Folk (316) became the 35th NFL player to reach 300 career field goals following his 39-yard field goal in the second quarter at the New York Jets on Oct. 24, 2021. He became the fifth active kicker to reach 300 career field goals, joining Robbie Gould (410), Mason Crosby (363), Matt Prater (336) and Justin Tucker (314).

FOLK MAKES 5TH 50-YARD FIELD GOAL OF THE 2021 SEASON

Folk connected on a 52-yard field goal vs. Tennessee on Nov. 28, 2021 in the fourth quarter. It is his fifth 50-yard field goal of the 2021 season to tie the team record for most 50-yard field goals in one season. Stephen Gostkowski had five 50-yard field goals in 2013.





PATRIOTS PLAYOFF NOTES

ALL-TIME PLAYOFF RESULTS

The Patriots have compiled a 37-21 record in their 58 playoff games and their .638 playoff winning percentage is the best in NFL history among teams that have played at least 15 postseason games.

PATRIOTS PLAYOFF RECORD BY ROUND

| Round | Record |
|------------------|--------|
| First Round* | 0-1 |
| Wild Card Round | 4-4 |
| Divisional Round | 16-6 |
| AFC Championship | 11-4 |
| AFL Championship | 0-1 |
| Super Bowl | 6-5 |
| Total | 37-21 |

*1982 Strike Season

ALL-TIME BEST NFL PLAYOFF RECORDS (MINIMUM 15 POSTSEASON GAMES)

| Team | Wins | Losses | Win Pct. |
|------------------|------|--------|----------|
| New England | 37 | 21 | .638 |
| San Francisco | 32 | 21 | .604 |
| Green Bay | 36 | 24 | .600 |
| Baltimore | 16 | 11 | .593 |
| Pittsburgh | 36 | 26 | .581 |
| OAK/L.A. Raiders | 25 | 19 | .568 |
| Dallas | 35 | 28 | .556 |

MOST POSTSEASON WINS ALL-TIME

| Team | Wins |
|----------------------|------|
| New England Patriots | 37 |
| Green Bay Packers | 36 |
| Pittsburgh Steelers | 36 |
| Dallas Cowboys | 35 |
| San Francisco 49ers | 32 |
| Oakland Raiders | 25 |

PATRIOTS IN THE PLAYOFFS

The Patriots have qualified for the playoffs 27 times in their 60-year history. Twenty-one of those playoff berths have come in the 27 seasons since Robert Kraft purchased the team in 1994, a dramatic contrast to the six total playoff berths the team earned in its first 34 years of existence. The Patriots have won 22 division crowns - 19 since Robert Kraft's purchase in 1994 and 17 in the last 19 seasons.

PATRIOTS PLAYOFF SEASONS (27)

| Year | How Qualified | Seed | Rec. | Result |
|-------|--------------------|------|------|-----------------------|
| 2019 | Division Champions | 3 | 0-1 | Wild Card Round |
| 2018 | Division Champions | 2 | 3-0 | Super Bowl Champions |
| 2017 | Division Champions | 1 | 2-1 | AFC Champions |
| 2016 | Division Champions | 1 | 3-0 | Super Bowl Champions |
| 2015 | Division Champions | 2 | 1-1 | AFC Championship Game |
| 2014 | Division Champions | 1 | 3-0 | Super Bowl Champions |
| 2013 | Division Champions | 2 | 1-1 | AFC Championship Game |
| 2012 | Division Champions | 2 | 1-1 | AFC Championship Game |
| 2011 | Division Champions | 1 | 2-1 | AFC Champions |
| 2010 | Division Champions | 1 | 0-1 | AFC Divisional Round |
| 2009 | Division Champions | 3 | 0-1 | Wild Card Round |
| 2007 | Division Champions | 1 | 2-1 | AFC Champions |
| 2006 | Division Champions | 4 | 2-1 | AFC Championship Game |
| 2005 | Division Champions | 4 | 1-1 | AFC Divisional Round |
| 2004 | Division Champions | 2 | 3-0 | Super Bowl Champions |
| 2003 | Division Champions | 1 | 3-0 | Super Bowl Champions |
| 2001 | Division Champions | 2 | 3-0 | Super Bowl Champions |
| 1998 | Wild Card | 6 | 0-1 | Wild Card Round |
| 1997 | Division Champions | 3 | 1-1 | AFC Divisional Round |
| 1996 | Division Champions | 2 | 2-1 | AFC Champions |
| 1994 | Wild Card | 5 | 0-1 | Wild Card Round |
| 1986 | Division Champions | 3 | 0-1 | AFC Divisional Round |
| 1985 | Wild Card | 5 | 3-1 | AFC Champions |
| 1982* | 16-Team Format | 7 | 0-1 | First Round |
| 1978 | Division Champions | 2 | 0-1 | AFC Divisional Round |
| 1976 | Wild Card | 4 | 0-1 | AFC Divisional Round |
| 1963 | Division Champions | -- | 1-1 | AFL Championship Game |

*Strike Year | Bold indicates Kraft era

37-21 Record

PLAYOFF BERTHS UNDER KRAFT

New England has qualified for the playoffs 27 times in the team's 61-year history. The Patriots have earned 21 of those playoff berths in the 27 seasons since Robert Kraft purchased the team in 1994. New England has won 22 division crowns overall (21 AFC East crowns) and has qualified as a Wild Card team on four occasions (1976, '85, '94 and '98). The Patriots also qualified for the playoffs in 1982 as part of a 16-team tournament following a players' strike.



ANNUAL ACHIEVEMENT

The Patriots are also the only team to win more than half of their games in 19 straight seasons since the 1970 AFL-NFL merger, more than the 49ers (16 straight from 1983-98) and the Cowboys (16 straight from 1970-85).

The Patriots have now won nine or more games in 23 of the 27 seasons Robert Kraft has owned the team.

MOST CONSECUTIVE WINNING SEASONS (SINCE 1970 NFL MERGER)

| Team | Years | Winning Seasons |
|---------------|---------|-----------------|
| New England | 2001-19 | 19 |
| San Francisco | 1983-98 | 16 |
| Dallas | 1970-85 | 16 |
| Oakland | 1970-80 | 11 |

MOST CONSECUTIVE WINNING SEASONS ALL-TIME

| Team | Years | Winning Seasons |
|---------------|---------|-----------------|
| Dallas | 1966-85 | 20 |
| New England | 2001-19 | 19 |
| San Francisco | 1983-98 | 16 |
| Oakland | 1965-80 | 16 |
| Chicago | 1930-44 | 15 |
| Green Bay | 1934-47 | 14 |
| Cleveland | 1957-69 | 13 |

CONTINUED ADVANCEMENT

TEAMS TO WIN AT LEAST ONE PLAYOFF GAME IN CONSECUTIVE SEASONS

| Team | Years | Consec. Seasons | Wins |
|--------------|---------|-----------------|------|
| New England | 2011-18 | 8 | 16 |
| Dallas | 1991-96 | 6 | 12 |
| Seattle | 2012-16 | 5 | 8 |
| New England | 2003-07 | 5 | 11 |
| Baltimore | 2008-12 | 5 | 9 |
| Philadelphia | 2000-04 | 5 | 7 |
| Green Bay | 1993-97 | 5 | 9 |
| Oakland | 1973-77 | 5 | 7 |

2019 AFC EAST CHAMPIONS

The New England Patriots claimed the AFC East Division title for the 11th consecutive season and for the 19th time under Robert Kraft in 2019. New England joined the Atlanta Braves as the only franchises from the NFL, NBA, MLB or NHL to win at least 10 straight division titles. Atlanta won 14 consecutive division championships from 1991-2005.

DIVISION CHAMPIONSHIPS SINCE 1994

| | |
|--------------|----|
| New England | 19 |
| Green Bay | 14 |
| Pittsburgh | 14 |
| Indianapolis | 10 |



PATRIOTS PLAYOFF NOTES

PLAYOFF TRENDS SINCE 1970

PATRIOTS PLAYOFF TRENDS (SINCE 1970 NFL MERGER)

| <i>All-Time (36-20)</i> | <i>Record</i> |
|--|---------------|
| vs. AFC..... | 30-15 |
| vs. NFC..... | 6-5 |
| Home..... | 23-5 |
| Away..... | 7-10 |
| Neutral..... | 6-5 |
| Leading at Halftime..... | 27-4 |
| Trailing at Halftime..... | 6-14 |
| Tied at Halftime..... | 3-2 |
| Leading After 3 Quarters..... | 26-4 |
| Tied After 3 Quarters..... | 4-0 |
| Trailing After 3 Quarters..... | 6-16 |
| Decided by 7 Points or Fewer..... | 15-10 |
| Decided by 3 Points or Fewer..... | 7-4 |
| When Scoring First..... | 27-8 |
| When Not Scoring First..... | 9-12 |
| Positive Turnover Ratio..... | 22-1 |
| Even Turnover Ratio..... | 6-5 |
| Negative Turnover Ratio..... | 8-14 |
| Winning or Even Penalty Ratio..... | 27-5 |
| Losing Penalty Ratio..... | 9-15 |
| With a 100-Yard Rusher..... | 11-0 |
| Without a 100-Yard Rusher..... | 25-20 |
| With a 100-Yard Receiver..... | 19-8 |
| Without a 100-Yard Receiver..... | 17-12 |
| When Allowing a 100-Yard Rusher..... | 4-6 |
| When Not Allowing a 100-Yard Rusher..... | 32-14 |
| When Allowing a 100-Yard Receiver..... | 9-8 |
| When Not Allowing a 100-Yard Receiver..... | 27-12 |
| With a 300-Yard Passer..... | 12-4 |
| Without a 300-Yard Passer..... | 24-16 |
| Allowing a 300-Yard Passer..... | 8-3 |
| Not Allowing a 300-Yard Passer..... | 28-17 |

RECORD PLAYOFF PARTICIPATION

The Patriots played at least one postseason game for 11 straight seasons from 2009-19, the most consecutive seasons participating in a postseason game in NFL history.

MOST CONSECUTIVE SEASONS PARTICIPATING IN A PLAYOFF GAME

| <i>Team</i> | <i>Consec. Seasons (Yrs)</i> |
|-------------------------|------------------------------|
| New England..... | 11 (2009-19) |
| Dallas..... | 9 (1975-83) |
| Indianapolis..... | 9 (2002-10) |
| Dallas..... | 8 (1966-73) |
| Green Bay..... | 8 (2009-16) |
| L.A. Rams..... | 8 (1973-80) |
| Pittsburgh..... | 8 (1972-79) |
| San Francisco..... | 8 (1983-90) |

MOST PLAYOFF WINS IN A DECADE

The Patriots won 16 playoff games in the 2010's, a new record for the most playoff victories by any NFL team in a decade.

MOST PLAYOFF VICTORIES IN A DECADE

| <i>Team</i> | <i>Decade</i> | <i>Playoff Wins</i> | <i>Championships</i> |
|--------------------|---------------|---------------------|----------------------|
| New England | 2010s | 16 | 2014, 16, 18 |
| New England | 2000s | 14 | 2001, 03, 04 |
| Dallas | 1970s | 14 | 1971, 77 |
| Pittsburgh | 1970s | 14 | 1974-75, 1978-79 |
| San Francisco | 1980s | 13 | 1981, 84, 1988-89 |
| Dallas | 1990s | 12 | 1992-93, 95 |
| Washington | 1980s | 11 | 1982, 87 |
| Buffalo | 1990s | 10 | -- |
| Philadelphia | 2000s | 10 | -- |
| Pittsburgh | 2000s | 10 | 2005, 08 |

SUSTAINED PLAYOFF SUCCESS

The Patriots won 12 playoff games from 2014-18, the NFL's highest playoff victory total over a five-season span.

MOST PLAYOFF VICTORIES IN A FIVE-YEAR SPAN

| <i>Team</i> | <i>5-Year Span</i> | <i>Playoff Wins</i> | <i>SB Wins</i> |
|--------------------|--------------------|---------------------|----------------|
| New England | 2014-18 | 12 | 3 |
| New England | 2003-07 | 11 | 2 |
| Dallas | 1991-95 | 11 | 3 |
| Dallas | 1992-96 | 11 | 3 |
| New England | 2013-17 | 10 | 2 |
| New England | 2001-05 | 10 | 3 |
| Pittsburgh | 1974-78 | 10 | 3 |
| Pittsburgh | 1975-79 | 10 | 3 |

PATS REACH 50 PLAYOFF GAMES

The Patriots are one of six NFL teams with 50 or more postseason games played in their franchise's history.

MOST POSTSEASON GAMES PLAYED

| <i>Team</i> | <i>Games Played</i> |
|-------------------------|---------------------|
| Dallas..... | 63 |
| Pittsburgh..... | 62 |
| Green Bay..... | 60 |
| New England..... | 58 |
| San Francisco..... | 53 |
| Minnesota..... | 51 |

PATRIOTS AT HOME IN THE PLAYOFFS

The Patriots are 23-5 (.821) at home in the playoffs in their history. Twenty-seven of the franchise's 28 home playoff games have taken place since Robert Kraft purchased the team in 1994. After Kraft bought the team, the Patriots won 11 consecutive home playoff games before experiencing a home loss.

PATRIOTS AT HOME IN THE PLAYOFFS (23-5)

| <i>Date</i> | <i>Round</i> | <i>Opponent</i> | <i>W/L</i> | <i>Score</i> |
|-------------|------------------|-----------------|------------|--------------|
| 01/04/20 | AFC Wild Card | Tennessee | L | 13-20 |
| 01/13/19 | AFC Divisional | L.A. Chargers | W | 41-28 |
| 01/21/18 | AFC Championship | Jacksonville | W | 24-20 |
| 01/13/18 | AFC Divisional | Tennessee | W | 35-14 |
| 01/22/17 | AFC Championship | Pittsburgh | W | 36-17 |
| 01/14/17 | AFC Divisional | Houston | W | 34-16 |
| 01/16/16 | AFC Divisional | Kansas City | W | 27-20 |
| 01/18/15 | AFC Championship | Indianapolis | W | 45-7 |
| 01/10/15 | AFC Divisional | Baltimore | W | 35-31 |
| 01/11/14 | AFC Divisional | Indianapolis | W | 43-22 |
| 01/20/13 | AFC Championship | Baltimore | L | 13-28 |
| 01/13/13 | AFC Divisional | Houston | W | 41-28 |
| 01/22/12 | AFC Championship | Baltimore | W | 23-20 |
| 01/14/12 | AFC Divisional | Denver | W | 45-10 |
| 01/16/11 | AFC Divisional | N.Y. Jets | L | 21-28 |
| 01/10/10 | AFC Wild Card | Baltimore | L | 14-33 |
| 01/20/08 | AFC Championship | San Diego | W | 21-12 |
| 01/12/08 | AFC Divisional | Jacksonville | W | 31-20 |
| 01/07/07 | AFC Wild Card | N.Y. Jets | W | 37-16 |
| 01/07/06 | AFC Wild Card | Jacksonville | W | 28-3 |
| 01/16/05 | AFC Divisional | Indianapolis | W | 20-3 |
| 01/18/04 | AFC Championship | Indianapolis | W | 24-14 |
| 01/10/04 | AFC Divisional | Tennessee | W | 17-14 |
| 01/19/02 | AFC Divisional | Oakland | W | 16-13 (OT) |
| 12/28/97 | AFC Wild Card | Miami | W | 17-3 |
| 01/12/97 | AFC Championship | Jacksonville | W | 20-6 |
| 01/05/97 | AFC Divisional | Pittsburgh | W | 28-3 |
| 12/31/78 | AFC Divisional | Houston | L | 14-31 |



PATRIOTS PLAYOFF NOTES

HOME DOMINANCE

The Patriots have a 23-5 (.821) all-time record in home playoff games. The Patriots .821 winning percentage at home in the post-season is first among teams with at least 15 home playoff games and their 23 wins are the most. The Patriots are one of four teams with at least 20 playoff wins at home. Pittsburgh, Dallas and San Francisco have 21 home wins in the postseason.

BEST HOME PLAYOFF RECORDS

| Team | Record | Win Pct. |
|-------------|--------|----------|
| New England | 23-5 | .821 |
| Seattle | 12-3 | .800 |
| Buffalo | 12-3 | .800 |
| Las Vegas | 19-5 | .792 |
| Denver | 17-5 | .773 |
| Green Bay | 20-6 | .769 |

AT HOME IN THE PLAYOFFS

LONGEST CONSECUTIVE HOME PLAYOFF WINNING STREAKS

| Team | Wins | Seasons |
|-------------|------|-----------|
| Green Bay | 13 | 1939-2001 |
| New England | 11 | 1996-2008 |
| Seattle | 10 | 2005-16 |
| New England | 9 | 2013-18 |
| Buffalo | 9 | 1988-95 |
| Washington | 8 | 1942-83 |

PATRIOTS IN THE WILD CARD ROUND

WILD CARD PLAYOFF RESULTS (4-5)

| Date | Round | Opponent | W/L | Score |
|-----------|---------------|-----------------|-----|-------|
| 01/04/20 | AFC Wild Card | Tennessee | L | 13-20 |
| 01/10/10 | AFC Wild Card | Baltimore | L | 14-33 |
| 01/07/07 | AFC Wild Card | N.Y. Jets | W | 37-16 |
| 01/07/06 | AFC Wild Card | Jacksonville | W | 28-3 |
| 01/03/99 | AFC Wild Card | at Jacksonville | L | 10-25 |
| 12/28/97 | AFC Wild Card | Miami | W | 17-3 |
| 01/01/95 | AFC Wild Card | at Cleveland | L | 13-20 |
| 12/28/85 | AFC Wild Card | at N.Y. Jets | W | 26-14 |
| 01/08/83* | First Round | at Miami | L | 13-28 |

*16-Team Format

PATRIOTS IN THE DIVISIONAL ROUND

DIVISIONAL PLAYOFF RESULTS (16-6)

| Date | Round | Opponent | W/L | Score |
|----------|----------------|-----------------|-----|------------|
| 01/13/19 | AFC Divisional | L.A. Chargers | W | 41-28 |
| 01/13/18 | AFC Divisional | Tennessee | W | 35-14 |
| 01/14/17 | AFC Divisional | Houston | W | 34-16 |
| 01/16/16 | AFC Divisional | Kansas City | W | 27-20 |
| 01/10/15 | AFC Divisional | Baltimore | W | 35-31 |
| 01/11/14 | AFC Divisional | Indianapolis | W | 43-22 |
| 01/13/13 | AFC Divisional | Houston | W | 41-28 |
| 01/14/12 | AFC Divisional | Denver | W | 45-10 |
| 01/16/11 | AFC Divisional | N.Y. Jets | L | 21-28 |
| 01/12/08 | AFC Divisional | Jacksonville | W | 31-20 |
| 01/14/07 | AFC Divisional | at San Diego | W | 24-21 |
| 01/14/06 | AFC Divisional | at Denver | L | 13-27 |
| 01/16/05 | AFC Divisional | Indianapolis | W | 20-3 |
| 01/10/04 | AFC Divisional | Tennessee | W | 17-14 |
| 01/19/02 | AFC Divisional | Oakland | W | 16-13 (OT) |
| 01/03/98 | AFC Divisional | at Pittsburgh | L | 6-7 |
| 01/05/97 | AFC Divisional | Pittsburgh | W | 28-3 |
| 01/04/87 | AFC Divisional | at Denver | L | 17-22 |
| 01/05/86 | AFC Divisional | at L.A. Raiders | W | 27-20 |
| 12/31/78 | AFC Divisional | Houston | L | 14-31 |
| 12/18/76 | AFC Divisional | at Oakland | L | 21-24 |
| 12/28/63 | AFC Divisional | at Buffalo | W | 26-8 |

PATRIOTS IN THE AFC TITLE GAME

AFC CHAMPIONSHIP GAME RESULTS (11-4)

| Date | Round | Opponent | W/L | Score |
|----------|------------------|-----------------|-----|------------|
| 01/20/19 | AFC Championship | at Kansas City | W | 37-31 (OT) |
| 01/21/18 | AFC Championship | Jacksonville | W | 24-20 |
| 01/22/17 | AFC Championship | Pittsburgh | W | 36-17 |
| 01/24/16 | AFC Championship | at Denver | L | 18-20 |
| 01/18/15 | AFC Championship | Indianapolis | W | 45-7 |
| 01/19/14 | AFC Championship | at Denver | L | 16-26 |
| 01/20/13 | AFC Championship | Baltimore | L | 13-28 |
| 01/22/12 | AFC Championship | Baltimore | W | 23-20 |
| 01/20/08 | AFC Championship | San Diego | W | 21-12 |
| 01/21/07 | AFC Championship | at Indianapolis | L | 34-38 |
| 01/23/05 | AFC Championship | at Pittsburgh | W | 41-27 |
| 01/18/04 | AFC Championship | Indianapolis | W | 24-14 |
| 01/27/02 | AFC Championship | at Pittsburgh | W | 24-17 |
| 01/12/97 | AFC Championship | Jacksonville | W | 20-6 |
| 01/12/86 | AFC Championship | at Miami | W | 31-14 |

PATRIOTS IN THE SUPER BOWL

SUPER BOWL RESULTS (6-5)

| Date | Round | Opponent | W/L | Score |
|----------|--------------------|--------------|-----|------------|
| 02/03/19 | Super Bowl LIII | L.A. Rams | W | 13-3 |
| 02/04/18 | Super Bowl LII | Philadelphia | L | 33-41 |
| 02/05/17 | Super Bowl LI | Atlanta | W | 34-28 (OT) |
| 02/01/15 | Super Bowl XLIX | Seattle | W | 28-24 |
| 02/05/12 | Super Bowl XLVI | N.Y. Giants | L | 17-21 |
| 02/03/08 | Super Bowl XLII | N.Y. Giants | L | 14-17 |
| 02/06/05 | Super Bowl XXXIX | Philadelphia | W | 24-21 |
| 02/01/04 | Super Bowl XXXVIII | Carolina | W | 32-29 |
| 02/03/02 | Super Bowl XXXVI | St. Louis | W | 20-17 |
| 01/26/96 | Super Bowl XXXI | Green Bay | L | 21-35 |
| 01/26/86 | Super Bowl XX | Chicago | L | 10-46 |

WRAPPING IT UP

The Patriots clinched the division title for the 22nd time in their history in 2019. It was the 11th consecutive year that the Patriots won the division.

DIVISION-CLINCHING GAMES

| Year | Date Clinched | Opponent | Score | Record | 2nd Place |
|------|---------------|----------|-------|--------|-------------|
| 2019 | 12/21/19 | BUF | 24-17 | 12-4 | BUF (10-6) |
| 2018 | 12/23/18 | BUF | 24-12 | 11-5 | MIA (7-9) |
| 2017 | 12/17/17 | at PIT | 27-24 | 13-3 | BUF (9-7) |
| 2016 | 12/18/16 | at DEN | 16-3 | 14-2 | MIA (10-6) |
| 2015 | 12/13/15 | at HOU | 27-6 | 12-4 | NYJ (10-6) |
| 2014 | 12/14/14 | MIA | 41-13 | 12-4 | BUF (9-7) |
| 2013 | 12/15/13 | at BAL | 41-7 | 12-4 | NYJ (8-8) |
| 2012 | 12/02/12 | at MIA | 23-16 | 12-4 | MIA (7-9) |
| 2011 | 12/18/11 | at DEN | 41-23 | 13-3 | NYJ (8-8) |
| 2010 | 12/26/10 | at BUF | 34-3 | 14-2 | NYJ (11-5) |
| 2009 | 12/27/09 | JAX | 35-7 | 10-6 | NYJ (9-7) |
| 2007 | 11/25/07 | PHI | 31-28 | 16-0 | BUF (7-9) |
| 2006 | 12/24/06 | at JAX | 24-21 | 12-4 | NYJ (10-6) |
| 2005 | 12/17/05 | TB | 28-0 | 10-6 | MIA (9-7) |
| 2004 | 12/12/04 | CIN | 35-28 | 14-2 | NYJ (10-6) |
| 2003 | 12/07/03 | MIA | 12-0 | 14-2 | MIA (10-6) |
| 2001 | 01/06/02@ | at CAR | 38-6 | 11-5 | MIA (11-5) |
| 1997 | 12/22/97@ | at MIA | 14-12 | 10-6 | MIA (9-7) |
| 1996 | 12/15/96 | at DAL | 6-12 | 11-5 | BUF (10-6) |
| 1986 | 12/22/86@ | at MIA | 34-27 | 11-5 | NYJ (10-6) |
| 1978 | 12/10/78 | BUF | 26-24 | 11-5 | MIA (11-5) |
| 1963 | 12/28/63* | at BUF | 26-8 | 7-6-1 | BUF (7-6-1) |

@Season Finale

*Division-deciding AFL playoff in Buffalo, N.Y.



PATRIOTS PLAYOFF NOTES

EIGHT STRAIGHT AFC CHAMP. GAMES

The Patriots advanced to the AFC Championship for the eighth straight season in 2018, the most consecutive conference title game appearances by any team in NFL history.

MOST CONSECUTIVE CONFERENCE CHAMPIONSHIP GAME APPEARANCES SINCE 1970 MERGER

| Team | Years | Results |
|--------------------------|------------------------|-------------------------------------|
| New England | (8) 2011-18 ... | (5-3) W, L, L, W, L, W, W, W |
| Oakland | (5) 1973-77 | (1-4) L, L, L, W, L |
| Philadelphia | (4) 2001-04 | (1-3) L, L, L, W |
| Buffalo | (4) 1990-93 | (4-0) W, W, W, W |
| Dallas | (4) 1970-73 | (2-2) W, W, L, L |
| Dallas | (4) 1992-95 | (3-1) W, W, L, W |
| Kansas City | (3) 2018-20 | (2-1) L, W, W |
| San Francisco | (3) 2011-13 | (1-2) L, W, L |
| Dallas | (3) 1980-82 | (0-3) L, L, L |
| Green Bay | (3) 1995-97 | (2-1) L, W, W |
| Miami | (3) 1971-73 | (3-0) W, W, W |
| Pittsburgh | (3) 1974-76 | (2-1) W, W, L |
| San Francisco | (3) 1992-94 | (1-2) L, L, W |
| San Francisco | (3) 1988-90 | (2-1) W, W, L |
| St. Louis | (3) 1974-76 | (0-3) L, L, L |

PATRIOTS MOST BYES SINCE 2001

The Patriots secured a first round playoff bye in 2018 for the 13th time since 2001 — a feat unmatched by any team in the NFL in the last 18 years.

MOST PLAYOFF BYES SINCE 2001

| Team | Playoff Byes |
|--------------------------|--------------|
| New England | 13 |
| Denver | 5 |
| Pittsburgh | 5 |
| Atlanta | 4 |
| Chicago | 4 |
| Philadelphia | 4 |

MOST BYES SINCE 1990

The Patriots lead the NFL with 14 first-round byes since the current NFL playoff format was instituted in 1990. The Patriots earned a first-round bye for nine straight seasons from 2010-18, becoming the first team in NFL history to do so. Dallas and San Francisco earned four straight byes from 1992-95 and Denver had four straight from 2012-15.

MOST BYES SINCE 1990

| Team | Playoff Byes |
|--------------------------|--------------|
| New England | 14 |
| Pittsburgh | 9 |
| San Francisco | 9 |
| Denver | 8 |

TITLE TOWN

The Patriots extended their mark to 11 straight division titles in 2019. They joined the Atlanta Braves (14) as the only franchises from the NFL, NBA, MLB or NHL to win at least 10 straight division titles. The New York Yankees (1998-2006), Colorado Avalanche (1995-2003), LA Lakers (1982-90) and Boston Celtics (1957-65) are the teams from the other major four sports that have streaks of nine straight titles.

MOST CONSECUTIVE NFL DIVISION TITLES

| Team | Division | Titles | Years |
|--------------------|------------------------|-----------|----------------|
| New England | AFC East | 11 | 2009-19 |
| L.A. Rams | NFC West | 7 | 1973-79 |
| Pittsburgh | AFC Central | 6 | 1974-79 |
| Minnesota | NFC Central | 6 | 1973-78 |
| Dallas | NFL Capitol/NFC East | 6 | 1966-71 |
| Cleveland | American/Eastern Conf. | 6 | 1950-55 |
| New England | AFC East | 5 | 2003-07 |
| Kansas City | AFC West | 5 | 2016-20 |
| Denver | AFC West | 5 | 2011-15 |
| Indianapolis | AFC South | 5 | 2003-07 |
| Dallas | NFC East | 5 | 1992-96 |
| San Francisco | NFC West | 5 | 1986-90 |
| Chicago | NFC Central | 5 | 1984-88 |
| Oakland | AFC West | 5 | 1972-76 |

The Patriots won the AFC East for 11 straight seasons from 2009-19, besting the five straight the team won from 2003-07 for the longest streak in AFC East division history. The Patriots have also won 17 of the last 19 division crowns overall and 19 division titles in the 26 seasons since Robert Kraft bought the team in 1994.

MOST CONSECUTIVE AFC EAST TITLES

| Team | Streak | Years |
|--------------------------|-----------------|----------------|
| New England | 11 | 2009-19 |
| New England | 5 | 2003-07 |
| Buffalo | 4 | 1988-91 |
| Miami | 4 | 1981, 83-85* |
| Miami | 4 | 1971-74 |
| Baltimore Colts | 3 | 1975-77 |
| Buffalo Bills | 3 | 1964-66@ |

*Due to 1982 strike, the NFL played just a nine-game season and the standings were not divided into divisions that season.

@AFL

ALL-TIME SUPER BOWL BERTHS

The Patriots advanced to their 11th Super Bowl in the 2018 season, a total that is the most in NFL history.

MOST SUPER BOWL APPEARANCES

| Team | Super Bowls |
|------------------------------|-------------|
| New England | 11 |
| Dallas | 8 |
| Denver | 8 |
| Pittsburgh | 8 |
| San Francisco | 7 |
| GB, NYG, OAK, WAS, MIA | 5 |



PATRIOTS REFERENCE NOTES

CONSECUTIVE WINNING SEASONS

The Patriots have 34 seasons in which the team has finished above .500 since the 1970 merger, second only to the Pittsburgh Steelers with 37. New England also led the NFL with 19 consecutive winning seasons (2001-19).

MOST CONSECUTIVE SEASONS AT .500 OR BETTER

| Team | Seasons | Consecutive Seasons |
|--------------------|----------------|---------------------|
| Dallas | 1965-85 | 21 |
| New England | 2001-19 | 19 |
| Cleveland | 1957-73 | 17 |

STRONG IN THE SECOND HALF

Since 2001, the Patriots have done a remarkable job of finishing the season strong, compiling an NFL-best 117-38 (.755) record in games on or after Thanksgiving.

PATRIOTS BEFORE AND AFTER THANKSGIVING SINCE 2001

| Season | Pre-Thanksgiving | Post-Thanksgiving | Overall |
|---------------|----------------------|----------------------|---------------|
| 2001 | 5-5 (.500) | 9-0 (1.000) | 14-5* |
| 2002 | 6-5 (.545) | 3-2 (.600)^ | 9-7 |
| 2003 | 9-2 (.818) | 8-0 (1.000) | 17-2* |
| 2004 | 9-1 (.900) | 8-1 (.889) | 17-2* |
| 2005 | 6-4 (.600) | 5-3 (.625) | 11-7* |
| 2006 | 7-3 (.700) | 7-2 (.777) | 14-5* |
| 2007 | 10-0 (1.000) | 8-1 (.889) | 18-1* |
| 2008 | 7-4 (.636) | 4-1 (.800) | 11-5 |
| 2009 | 7-3 (.700) | 3-4 (.429) | 10-7* |
| 2010 | 8-2 (.800) | 6-1 (.857)^ | 14-3* |
| 2011 | 7-3 (.700) | 8-1 (.889) | 15-4* |
| 2012 | 7-3 (.700) | 6-2 (.750)^ | 13-5* |
| 2013 | 8-3 (.727) | 5-2 (.833) | 13-5* |
| 2014 | 9-2 (.818) | 6-2 (.750) | 15-4* |
| 2015 | 10-0 (1.000) | 3-5 (.375) | 13-5* |
| 2016 | 8-2 (.800) | 9-0 (1.000) | 17-2* |
| 2017 | 8-2 (.800) | 7-2 (.777) | 15-4* |
| 2018 | 7-3 (.700) | 7-2 (.778) | 14-5* |
| 2019 | 10-1 (.909) | 2-4 (.333) | 12-5* |
| 2020 | 4-6 (.400) | 3-3 (.500) | 7-9 |
| 2021 | 7-4 (.636) | 1-0 (.1000) | ??? |
| Totals | 159-58 (.733) | 118-38 (.756) | 269-92 |

*-Includes playoffs ^Includes games played on Thanksgiving

BEST RECORDS ON OR AFTER THANKSGIVING SINCE 2001 (INCLUDING PLAYOFFS)

| Team | W | L | T | Pct. |
|--------------------|------------|-----------|----------|-------------|
| New England | 118 | 38 | 0 | .756 |
| Pittsburgh | 91 | 51 | 0 | .641 |
| Green Bay | 92 | 52 | 0 | .639 |
| Baltimore | 84 | 54 | 0 | .609 |
| Philadelphia | 83 | 58 | 0 | .589 |

FORCING THE ISSUE

The Patriots lead the NFL with a plus-238 turnover margin since 1994.

NFL TURNOVER MARGIN SINCE 1994

| | |
|--------------------|-------------|
| New England | +238 |
| Kansas City | +154 |
| Green Bay | +126 |

SHARP AT GILLETTE

The Patriots not only have the second-best home record at their home stadium in the NFL since 1970, but the club also owns three 20-game home win streaks in Gillette Stadium history: a 20-game regular season win streak from 2008-11 and two 21-game win streaks that includes the playoffs.

Gillette STADIUM

HIGHEST HOME WINNING PERCENTAGE SINCE 1970 (MINIMUM 25 GAMES)

| Team | Stadium | W-L-T | Win Pct. |
|--------------------|-------------------------|-----------------|-------------|
| Miami | Orange Bowl | 101-22-1 | .819 |
| New England | Gillette Stadium | 129-30-0 | .811 |
| Minnesota | Metropolitan Stadium | 64-23-1 | .733 |
| Pittsburgh | Heinz Field | 119-45-2 | .723 |
| Pittsburgh | Three Rivers Stadium | 169-67-0 | .716 |
| Baltimore | MT&T Bank Stadium | 136-54-0 | .716 |
| Denver | Mile High Stadium | 167-66-4 | .715 |
| Seattle | Lumen Field | 107-50-0 | .682 |

LONGEST HOME WINNING STREAK/PATRIOTS HISTORY (REGULAR SEASON ONLY)

| Streak | First Win | Last Win |
|--------|----------------|---------------|
| 20 | Dec. 21, 2008 | Oct. 16, 2011 |
| 18 | Oct. 22, 2017 | Nov. 24, 2019 |
| 18 | Dec. 29, 2002 | Sept. 8, 2005 |
| 16 | Dec. 30, 2012 | Dec. 28, 2014 |
| 12 | Nov. 26, 2006 | Sept. 7, 2008 |
| 10 | Sept. 18, 1976 | Oct. 30, 1977 |

LONGEST HOME WINNING STREAK/NFL HISTORY (REGULAR SEASON)

| Streak | Team |
|-----------|------------------------------|
| 27 | Miami (1971-74) |
| 25 | Green Bay (1995-98) |
| 24 | Denver (1996-98) |
| 20 | New England (2008-11) |
| 20 | Green Bay (1928-32) |

LONGEST HOME WINNING STREAK/PATRIOTS HISTORY (REGULAR SEASON AND POSTSEASON)

| Streak | First Win | Last Win |
|--------|---------------|---------------|
| 21 | Oct. 22, 2017 | Nov. 24, 2019 |
| 21 | Dec. 29, 2002 | Sept. 8, 2005 |

LONGEST HOME WINNING STREAK/NFL HISTORY (REGULAR SEASON AND POSTSEASON)

| Streak | Team |
|-----------|------------------------------|
| 31 | Miami (1971-74) |
| 29 | Green Bay (1995-98) |
| 21 | New England (2017-19) |
| 21 | New England (2002-05) |
| 20 | Green Bay (1929-32) |

TOP OFFENSE

The Patriots finished in the top-10 in offense for seven straight seasons (2007-13), third behind the San Francisco 49ers with 15 (1982-96) and the 11 straight by New Orleans (2006-16)



PATRIOTS REFERENCE NOTES

TOP-10 OFFENSE

Since the 1970 merger, the Patriots offense has finished with a top-10 ranking 23 times, including 13 times under Bill Belichick.

TOP-10 OFFENSE UNDER BILL BELICHICK

| Year | Rank | Yards per Game |
|------|------|----------------|
| 2018 | 5 | 393.4 |
| 2017 | 1 | 394.2 |
| 2016 | 4 | 386.3 |
| 2015 | 6 | 374.4 |
| 2013 | 7 | 384.5 |
| 2012 | 1 | 427.9 |
| 2011 | 2 | 428.0 |
| 2010 | 8 | 363.8 |
| 2009 | 3 | 397.3 |
| 2008 | 5 | 365.4 |
| 2007 | 1 | 411.3 |
| 2005 | 7 | 352.0 |
| 2004 | 7 | 411.3 |

BEND DON'T BREAK

The Patriots finished first in the NFL in total defense for the first time in team history in 2019 and first in points allowed for the third time in team history.

PATRIOTS DEFENSIVE RANKINGS SINCE 2000

| Year | Avg. Points Allowed | Avg. Yds Allowed |
|------|---------------------|------------------|
| 2021 | 15.8 (1) | 316.7 (4) |
| 2020 | 22.1 (7) | 353.8 (15) |
| 2019 | 14.0 (1) | 275.9 (1) |
| 2018 | 20.3 (7) | 359.1 (21) |
| 2017 | 18.5 (5) | 366.0 (29) |
| 2016 | 15.6 (1) | 326.4 (8) |
| 2015 | 19.7 (10) | 339.4 (9) |
| 2014 | 19.5 (8) | 344.1 (13) |
| 2013 | 21.1 (10) | 373.1 (26) |
| 2012 | 20.7 (9t) | 373.3 (25) |
| 2011 | 21.4 (15) | 411.1 (31) |
| 2010 | 19.6 (8) | 365.5 (25) |
| 2009 | 17.8 (5) | 320.2 (11) |
| 2008 | 19.3 (8) | 309.0 (10) |
| 2007 | 17.1 (4) | 288.3 (4) |
| 2006 | 14.8 (2) | 294.4 (6) |
| 2005 | 21.1 (17) | 330.2 (26) |
| 2004 | 16.3 (2t) | 310.6 (9) |
| 2003 | 14.9 (1) | 291.6 (7) |
| 2002 | 21.6 (17) | 336.1 (23) |
| 2001 | 17.0 (6) | 334.5 (24) |
| 2000 | 21.1 (17) | 334.6 (20) |

IN A RUSH FOR THE END ZONE

Since 2003, the Patriots and Saints are the only teams to average at least one rushing touchdown per game. The Patriots have 329 rushing touchdowns in 300 games.

MOST RUSHING TOUCHDOWNS SINCE 2003 (REGULAR SEASON ONLY)

| Team | Rush TDs since 2003 |
|-------------|---------------------|
| New England | 329 |
| New Orleans | 302 |

HISTORIC SCORING CLIP

The Patriots had a historic scoring output over a three-game span in October and November 2014. New England tied a team record by scoring 40 or more points in three consecutive games from Oct. 26 to Nov. 16. The Patriots also scored 40 or more in three straight games in 2007. The Patriots have scored 40 or more points 70 times in team history, including 43 times since Bill Belichick became head coach in 2000, and 27 times since 2010.

MOST CONSECUTIVE GAMES WITH 40+ POINTS IN PATRIOTS HISTORY

| Gm | Year | Game 1 | Game 2 | Game 3 |
|----|------|-------------------------|---------------------------|------------------------|
| 3 | 2014 | 10/26/14 (51-23 v. CHI) | 11/02/14 (43-21 v. DEN) | 11/16/14 (42-20 @ IND) |
| 3 | 2007 | 10/14/07 (48-27 @ DAL) | 10/21/07 (49-28 @ MIA) | 10/28/07 (52-7 v. WAS) |
| 2 | 1962 | 09/21/62 (41-16 v. DEN) | 10/06/62 (43-14 @ NYT) | |
| 2 | 2002 | 09/15/02 (44-7 @ NYJ) | 09/22/02 (41-38 v. KC) | |
| 2 | 2008 | 12/14/08 (49-26 @ OAK) | 12/21/08 (47-7 v. ARZ) | |
| 2 | 2010 | 11/25/10 (45-24 @ DET) | 12/06/10 (45-3 v. NYJ) | |
| 2 | 2012 | 11/18/12 (59-24 v. IND) | 11/22/12 (49-19 @ NYJ) | |
| 2 | 2015 | 09/20/15 (40-32 @ BUF) | 09/27/15 (51-17 vs. JACK) | |

SCORING FLURRY

The Patriots scored three touchdowns in a 57-second span during the final two minutes of the first half against Chicago on Oct. 26, 2014, turning a 17-7 lead into a 38-7 cushion. It was the fastest three-touchdown flurry in the NFL since the Patriots had three touchdowns in 52 seconds against the New York Jets on Nov. 22, 2012. The Patriots are one of three teams to score three touchdowns in under a minute since the 1970 merger, and are the only team to have achieved the feat twice.

NFL TEAMS TO SCORE THREE TDS IN LESS THAN ONE MINUTE

| Team | Opponent | Date |
|-------------|-----------|----------|
| New England | Chicago | 10/26/14 |
| New England | N.Y. Jets | 11/22/12 |
| Seattle | Minnesota | 09/29/02 |
| Atlanta | Carolina | 10/04/98 |

HOW THE PATRIOTS SCORED THREE TOUCHDOWNS IN 57 SECONDS:

- Rob Gronkowski caught a 2-yard touchdown pass from Tom Brady with 1:57 left in the first half to make the score 24-7 and cap off a 10-play, 80-yard drive.
- After the Patriots defense forced a three-and-out, a 42-yard Julian Edelman punt return gave New England possession at the Chicago 9-yard line, and Brady found Brandon LaFell for a 9-yard touchdown on the next play to give the Patriots a 31-7 lead with 1:07 left in the first half.
- On the Bears first play following the LaFell touchdown, Zach Moore forced a Jay Cutler fumble that was recovered by Rob Ninkovich and returned for a 15-yard touchdown that gave the Patriots a 38-7 Patriots lead with 55 seconds left in the first half.

COMEBACKS FOR THE AGES

The Patriots have staged two historic come-from-behind victories over the past several seasons:

Belichick coached the Patriots back from a 25-point deficit to win Super Bowl LI. A comeback of that magnitude is extremely rare. There had been 2,656 games in which a team led by 25 points or more in NFL history, including the postseason. Teams leading by 25 had recorded 2,647 wins, seven losses and two ties, a winning percentage of .997.

New England came back from a 24-point deficit to defeat the Broncos, 34-31, in overtime in a Sunday Night Football matchup on Nov. 24, 2013, marking the largest regular season comeback win in team history, after trailing 24-0 at halftime.

New England's previous best comeback win was from a 23-0 deficit to win, 38-23, vs. Seattle (09/16/84). The Patriots also came back from 22 points down to win at the New York Giants, 23-22 (12/21/96). The Patriots have come from 21 points down to win four times, most recently vs. Buffalo (01/01/12).



PATRIOTS FOOTBALL NETWORK

The Patriots Football Network (PFN) is the full portfolio of media offerings from the six-time Super Bowl Champion New England Patriots. PFN provides Patriots content produced both in-house and with media partners spanning print, television, radio and the Internet.

PATRIOTS ALL ACCESS

The Emmy Award-winning "Patriots All-Access" airs weekly throughout the season on WBZ-TV Channel 4 in Boston and regional affiliates in Hartford, Providence, Springfield, Burlington, Portland and Bangor. "Patriots All-Access" features exclusive behind-the-scenes access and in-depth weekly features on Patriots players and personnel. Hosted by WBZ's Steve Burton, the show features weekly sit-downs with Bill Belichick including the popular "Belestrator" segment where the coach breaks down upcoming opponents with Scott Zolak.

"Patriots All-Access" airs Fridays from 7-8 p.m. on **WBZ-TV** and Sunday from 9-10 a.m. on **myTV38** in Boston. **Check local listings for airtime.**

PATRIOTS THIS WEEK

Insider information. Passionate debate. Timely analysis. That's what "Patriots This Week" delivers. The show, hosted by Bob Socci with former Patriots Scott Zolak and Levin Reid, is a fast-paced, half-hour of football talk. From breaking down the previous contest to game planning the next opponent, there's no better way to get ready for football than "Patriots This Week" — every Friday night at 10:30 p.m. on NBC Sports Boston.

PATRIOTS.COM

NEWS

Patriots.com features daily updates and exclusive content from the writers of Patriots Football Weekly, offering everything from breaking news to player features and the popular "Unfiltered Q&A" postings.

VIDEO

The Patriots offer video ready for any device with a screen. Live video includes every Bill Belichick and player press conference, the Dunkin' pregame and postgame shows and other events such as special episodes of Patriots All-Access and the Patriots Hall of Fame induction ceremony. On demand video ranges from daily news updates, special features, player interviews, game highlights and Patriots Cheerleaders. Video offerings also include exclusive content such as postgame locker room celebrations and "Belichick Breakdowns" where coach gives his unique insight into opponents and plays.

AUDIO

Live, original radio shows and on demand podcasts produced from the studios at Gillette Stadium are available on Patriots.com, the Patriots app, TuneIn Radio, iTunes and other podcast platforms. The line-up includes "Patriots Unfiltered," the team's flagship show featuring the writers from Patriots.com and "Patriots Playbook" with John Rooke. Also, "Pats from the Past" has Patriots Hall of Fame Executive Director Bryan Morry and Matt Smith, Patriots Executive Producer, sitting down for extended conversations with former Patriots. Morry and Smith's combined 40 years of experience with the team makes for great interviews with fan favorites over the decades.

Additional audio content includes every press conference and conference call, player interviews, Training Camp-cast, Patriots Roster Report, Patriots Prospect Reports and special live NFL Draft shows. Wherever there's a speaker, there's Patriots audio, anytime, anywhere. Check Patriots.com for in-season and out-of-season schedules.

PHOTOS

The Patriots in-house photographers produce the largest selection of Patriots game action and behind-the-scenes photos in the world. Hundreds of player and cheerleader galleries will keep you clicking!

PATRIOTS SOCIAL MEDIA

The Patriots social media channels bring the fans closer to the team with unmatched behind-the-scenes access. From press releases and roster transactions to action photos and exclusive videos, the Patriots social media accounts are a must follow for all Patriots fans. The Patriots are active on multiple platforms, providing on-field statistics and milestones, off-the-field lifestyle content as well as information, news and updates. Follow the team's official accounts: Facebook (NewEnglandPatriots), Twitter (@patriots), Instagram (@patriots), Snapchat ('patriots'), YouTube (patriots), Google+ (+patriots) Pinterest (patriots) and TikTok (patriots).

PATRIOTS MONDAY ON WEEI

WEEI Sports Radio broadcasts Patriots Monday each week, offering fans unique insight and analysis from Bill Belichick and Patriots players. WEEI will broadcast Patriots Monday each week, kicking off with "The Greg Hill Show" at 6 a.m., followed by Andy Gresh and Rich Keefe at 10 a.m. and Lou Merloni and Christian Fauria from 2 to 6 p.m.

PATRIOTS FRIDAY ON WEEI

WEEI also broadcasts Patriots Friday each week, offering fans a look ahead at the weekend's game, match ups and rivalries. Various Patriots players will be featured on air. WEEI will broadcast Patriots Fridays each week throughout the season with.

98.5 THE SPORTS HUB PATRIOTS RADIO NETWORK



FLAGSHIP STATION OF THE NEW ENGLAND PATRIOTS

98.5 The Sports Hub is the Patriots flagship station, broadcasting every Patriots game across its radio network and featuring broadcasting duo Bob Socci and Scott Zolak. Three hours prior to kickoff, during halftime and after the game, Marc Bertrand and Chris Gasper will be serving up all the timely news and notes, while Jim Murray will join Bertrand for the postgame news, including live sound from the postgame press conferences.

FLAGSHIP STATION

WBZ-FM Boston 98.5 FM

MASSACHUSETTS

| | | |
|--------|-------------|------------------|
| WBZ-FM | Boston | 98.5 FM |
| WAQY | Springfield | 102.1 FM |
| WBEC | Pittsfield | 1420 AM |
| WPKZ | Fitchburg | 1280 AM/105.3 FM |
| WNAW | North Adams | 1230 AM |
| WBSM | New Bedford | 1420 AM |
| WPVQ | Greenfield | 95.3 FM |
| WSAR | Fall River | 1480 AM |
| WAFX | Worcester | 100.1 FM |
| WXTK | Hyannis | 95.1 FM |
| WMRC | Milford | 103.1 FM/1490 AM |
| WBOQ | Gloucester | 104.9 FM |

MAINE

| | | |
|------|--------------|----------|
| WBLM | Portland | 102.9 FM |
| WEBB | Augusta | 98.5 FM |
| WWMJ | Bangor | 92.9 FM |
| WOZI | Presque Isle | 101.9 FM |

CONNECTICUT

| | | |
|------|-----------|----------------|
| WTIC | Hartford | 1080 AM |
| WINY | Putnam | 1350 AM |
| WGCH | Greenwich | 1490AM/105.5FM |

NEW HAMPSHIRE

| | | |
|------|------------------|---------------------------|
| WFNQ | Nashua | 106.3 FM |
| WPKQ | North Conway | 103.7 FM |
| WSAK | Hampton | 102.1 FM |
| WSHK | Portsmouth/Dover | 105.3 FM |
| WNNH | Concord | 99.1 FM |
| WLNH | Laconia | 98.3 FM |
| WINQ | Keene | 98.7 FM |
| WTSV | Claremont | 94.3, 94.5 FM/ 1230 AM |

VERMONT

| | | |
|------|-------------|----------------|
| WCPV | Burlington | 101.3 FM |
| WDEV | Waterbury | 550 AM/96.1 FM |
| WLVB | Morrisville | 93.9 FM |
| WDVT | Rutland | 94.5 FM |
| WINQ | Brattleboro | 1490 AM |

RHODE ISLAND

| | | |
|------|------------|---------|
| WPRO | Providence | 630 AM |
| WEAN | Providence | 99.7 FM |

NEW YORK

| | | |
|------|-----------|---------|
| WHTK | Rochester | 1280 AM |
|------|-----------|---------|



WINNINGEST PRO SPORTS TEAMS SINCE 1994

PATRIOTS ARE WINNINGEST PRO SPORTS FRANCHISE SINCE 1994

Since the 1994 season, the Patriots have won 68.9 percent of their regular season games (306-138), which is the highest winning percentage in major American professional sports over that period. Since 1994, there have been 145 franchises that have fielded teams in the five major American sports leagues (NFL, MLB, NBA, NHL and MLS) and completed more than two full seasons of competition.

HIGHEST WINNING PERCENTAGE IN MAJOR AMERICAN PROFESSIONAL SPORTS, 1994-PRESENT

(Regular Season – Includes National Football League, Major League Baseball, National Basketball Association, National Hockey League and Major League Soccer)

Records updated through games completed on November 29, 2021

| Rk. | Records since 1994 | Lg. | W | L | T/OTL | PCT. |
|-----------|-------------------------------------|------------|-------------|-------------|------------|--------------|
| 1 | New England Patriots | NFL | 306 | 138 | 0 | 0.689 |
| 2 | San Antonio Spurs | NBA | 1441 | 724 | 0 | 0.666 |
| 3 | Green Bay Packers | NFL | 284 | 158 | 2 | 0.642 |
| 4 | Pittsburgh Steelers | NFL | 279 | 161 | 3 | 0.633 |
| 5 | Vegas Golden Knights | NHL | 185 | 103 | 24 | 0.631 |
| 6 | Detroit Red Wings | NHL | 1104 | 658 | 287 | 0.609 |
| 7 | Los Angeles FC | MLS | 58 | 34 | 32 | 0.597 |
| 8 | Seattle Sounders FC | MLS | 199 | 124 | 99 | 0.589 |
| 9 | Utah Jazz | NBA | 1272 | 895 | 0 | 0.587 |
| 10 | New York Yankees | MLB | 2560 | 1803 | 0 | 0.587 |
| 11 | Indianapolis Colts | NFL | 259 | 185 | 0 | 0.583 |
| 12 | Dallas Stars | NHL | 1052 | 716 | 276 | 0.582 |
| 13 | Boston Bruins | NHL | 1039 | 706 | 299 | 0.581 |
| 14 | Pittsburgh Penguins | NHL | 1064 | 740 | 242 | 0.579 |
| 15 | St. Louis Blues | NHL | 1047 | 724 | 278 | 0.579 |
| 16 | Washington Capitals | NHL | 1051 | 730 | 261 | 0.579 |
| 17 | Philadelphia Flyers | NHL | 1020 | 706 | 306 | 0.577 |
| 18 | Los Angeles Lakers | NBA | 1247 | 920 | 0 | 0.575 |
| 19 | Colorado Avalanche/Quebec Nordiques | NHL | 1048 | 747 | 249 | 0.574 |
| 20 | New Jersey Devils | NHL | 1031 | 733 | 280 | 0.573 |
| 21 | Atlanta United FC | MLS | 73 | 50 | 36 | 0.572 |
| 22 | Denver Broncos | NFL | 253 | 190 | 0 | 0.571 |
| 23 | Baltimore Ravens | NFL | 233 | 177 | 1 | 0.568 |
| 24 | New York City FC | MLS | 101 | 71 | 55 | 0.566 |
| 25 | Oklahoma City/Seattle Thunder | NBA | 1223 | 943 | 0 | 0.565 |
| 26 | Miami Heat | NBA | 1218 | 940 | 0 | 0.564 |
| 27 | San Jose Sharks | NHL | 1020 | 765 | 266 | 0.562 |
| 28 | Houston Rockets | NBA | 1217 | 949 | 0 | 0.562 |
| 29 | Nashville Predators | NHL | 863 | 655 | 224 | 0.560 |
| 30 | Kansas City Chiefs | NFL | 247 | 196 | 0 | 0.558 |
| 31 | Atlanta Braves | MLB | 2422 | 1942 | 0 | 0.555 |
| 32 | Minnesota Wild | NHL | 773 | 605 | 210 | 0.553 |
| 33 | Indiana Pacers | NBA | 1199 | 970 | 0 | 0.553 |
| 34 | Los Angeles Dodgers | MLB | 2404 | 1964 | 0 | 0.550 |
| 35 | Seattle Seahawks | NFL | 243 | 199 | 1 | 0.550 |
| 36 | Dallas Mavericks | NBA | 1190 | 978 | 0 | 0.549 |
| 37 | Boston Red Sox | MLB | 2397 | 1971 | 0 | 0.549 |
| 38 | Los Angeles Galaxy | MLS | 363 | 285 | 172 | 0.548 |
| 39 | Portland Trail Blazers | NBA | 1180 | 989 | 0 | 0.544 |
| 40 | Philadelphia Eagles | NFL | 240 | 201 | 2 | 0.544 |
| 41 | St. Louis Cardinals | MLB | 2366 | 1997 | 0 | 0.542 |
| 42 | Anaheim Ducks | NHL | 968 | 795 | 285 | 0.542 |
| 43 | New York Rangers | NHL | 981 | 815 | 250 | 0.541 |
| 44 | Dallas Cowboys | NFL | 239 | 204 | 0 | 0.540 |
| 45 | Toronto Maple Leafs | NHL | 972 | 813 | 264 | 0.539 |
| 46 | Minnesota Vikings | NFL | 238 | 202 | 14 | 0.538 |
| 47 | Chicago Blackhawks | NHL | 953 | 798 | 282 | 0.538 |
| 48 | Vancouver Canucks | NHL | 961 | 810 | 270 | 0.537 |
| 49 | Montreal Canadiens | NHL | 958 | 816 | 277 | 0.535 |
| 50 | Cleveland Guardians | MLB | 2323 | 2040 | 277 | 0.532 |

NOTES: This analysis uses NFL rules when calculating winning percentage, counting ties as a half-win and a half-loss. For NHL teams, overtime losses (OTL) and ties from 2001-2004 (the NHL abolished ties in 2005-2006 and instituted a shootout system) are counted as ties when calculating winning percentage.

*The Miami Fusion were contracted following the 2001 MLS season.

HIGHEST WINNING PERCENTAGE AMONG BOSTON-AREA MAJOR PROFESSIONAL SPORTS TEAMS, 1994-PRESENT

(Rankings listed below are each team's overall ranking among the 145 major American pro sports teams that have completed more than two full seasons of competition)

Records updated through games completed on November 29, 2021

| Rank | Team | Lg. | W | L | T/OTL | Pct. |
|----------|-----------------------------|------------|------------|------------|----------|--------------|
| 1 | New England Patriots | NFL | 306 | 138 | 0 | 0.689 |
| 13 | Boston Bruins | NHL | 1039 | 706 | 299 | 0.581 |
| 37 | Boston Red Sox | MLB | 2397 | 1971 | 0 | 0.549 |
| 63 | Boston Celtics | NBA | 1119 | 1047 | 0 | 0.517 |
| 96 | New England Revolution | MLS | 314 | 332 | 176 | 0.489 |