



NEW ENGLAND PATRIOTS

# GAME RELEASE



REGULAR SEASON WEEK 16  
NEW ENGLAND PATRIOTS vs. BUFFALO BILLS





NEW ENGLAND PATRIOTS  
**GAME RELEASE**  
REGULAR SEASON WEEK 16  
NEW ENGLAND PATRIOTS vs. BUFFALO BILLS



## TABLE OF CONTENTS

---

### GAME INFORMATION

Game Summary .....	3
Broadcast Information.....	3
Media Schedule .....	3
2018 Patriots Schedule .....	3
2018 AFC East Standings .....	3
2018 Regular Season Statistics.....	4
2018 Player Participation.....	6
2018 Game-By-Game Starters .....	7
Rosters & Depth Chart.....	8
Matchup Notes .....	15
What to Look for This Week .....	18
Week 15 Recap .....	21
Projected Contributors .....	23

### INDIVIDUAL AND TEAM NOTES

Robert Kraft .....	26
Patriots Team Notes .....	28
Inside the Numbers .....	33
Bill Belichick .....	34
Tom Brady.....	37
Patriots Offensive Notes .....	48
Patriots Defensive Notes.....	58
Patriots Special Teams Notes.....	60
Patriots Reference Notes .....	63
Patriots Playoff Notes.....	65
Patriots Football Network .....	67

### SECTION II

2018 Patriots Stats Pack

### SECTION III

2018 Game Summaries



# NEW ENGLAND PATRIOTS

# GAME RELEASE

## REGULAR SEASON WEEK 16

## NEW ENGLAND PATRIOTS vs. BUFFALO BILLS



### MEDIA SCHEDULE

#### WEDNESDAY, DECEMBER 19

- 10:30 a.m.** Media check-in at blue gate and media workroom opens
- 11:45 a.m.** Patriots head coach Bill Belichick press availability (Media Workroom)
- 12:45 p.m.** Media availability at practice
- 4:15 p.m.** Approximate time for player availability (Patriots locker room)

#### THURSDAY, DECEMBER 20

- 11:30 a.m.** Media check-in at blue gate and media workroom opens
- 12:30 p.m.** Media availability at practice
- 4:00 p.m.** Approximate time for player availability (Patriots locker room)

#### FRIDAY, DECEMBER 21

- 10:00 a.m.** Media check-in at blue gate and media workroom opens
- 11:00 a.m.** Patriots head coach Bill Belichick press availability (Media Workroom)
- 11:40 a.m.** Media availability at practice
- 1:20 p.m.** Approximate time for player availability (Patriots locker room)

#### SATURDAY, DECEMBER 22

No media availability

#### SUNDAY, DECEMBER 23

- 1:00 p.m.** Patriots vs. Buffalo Bills

### 2018 PATRIOTS SCHEDULE

#### REGULAR SEASON (9-5)

Sun., Sept. 9	Houston	27-20	W
Sun., Sept. 16	at Jacksonville	20-31	L
Sun., Sept. 23	at Detroit	10-26	L
Sun., Sept. 30	Miami	38-7	W
Thu., Oct. 4	Indianapolis	38-24	W
Sun., Oct. 14	Kansas City	43-40	W
Sun., Oct. 21	at Chicago	38-31	W
Mon., Oct. 29	at Buffalo	25-6	W
Sun., Nov. 4	Green Bay	31-17	W
Sun., Nov. 11	at Tennessee	10-34	L
Sun., Nov. 18	BYE WEEK		
Sun., Nov. 25	at N.Y. Jets	27-13	W
Sun., Dec. 2	Minnesota	24-10	W
Sun., Dec. 9	at Miami	33-34	L
Sun., Dec. 16	at Pittsburgh	10-17	L
Sun., Dec. 23	Buffalo	1:00 p.m.	CBS
Sun., Dec. 30	N.Y. Jets	1:00 p.m.	CBS

### 2018 AFC EAST STANDINGS

TEAM	W	L	T	PCT.	PF	PA
NEW ENGLAND	9	5	0	.643	374	310
Miami Dolphins	7	7	0	.500	295	374
Buffalo Bills	5	9	0	.357	215	333
New York Jets	4	10	0	.286	292	359

### GAME SUMMARY

#### NEW ENGLAND PATRIOTS (9-5) vs. BUFFALO BILLS (5-9)

Sunday, Dec. 23, 2018 • Gillette Stadium (65,878) • 1:00 p.m. ET

The New England Patriots will return to the confines of Gillette Stadium and will finish the 2018 regular season with two straight games against AFC East opponents. This week, the Patriots host the Buffalo Bills and look for their 26th series sweep over the Bills, their second straight series sweep and their 14th series sweep since 2000. The Patriots won the first matchup between the two clubs with a 25-6 victory on Monday Night Football on Oct. 29 at Buffalo.

### BROADCAST INFORMATION

**TELEVISION:** This week's game will be broadcast by **CBS** and can be seen locally on **WBZ-TV Channel 4**. **Greg Gumbel** will handle play-by-play duties with **Trent Green** and **Bruce Arians** as the color analysts. **Melanie Collins** will work from the sidelines. The game will be produced by **Ken Mack** and directed by **Suzanne Smith**.

**NATIONAL RADIO:** Sunday's game will be broadcast on **Sports USA** with **Larry Kahn** on play-by-play and **Doug Plank** providing analysis.

**LOCAL RADIO:** **98.5 The Sports Hub** is the flagship station for the Patriots Radio Network. A complete listing of the network's 41 stations can be found in this press release. Play-by-play broadcaster **Bob Socci** will call the action along with former Patriots quarterback **Scott Zolak**, who will provide color analysis. The games are produced by **Marc Cappello**.

### POSTSEASON PROWESS

If the New England Patriots defeat the Buffalo Bills on Sunday or the Miami Dolphins lose to the Jacksonville Jaguars, New England will become the first franchise in NFL history to earn a playoff berth in 10 consecutive seasons. The Patriots can also clinch a 10th straight division title with a win or a loss by Miami, which would extend their NFL record. New England enters this week tied with the Dallas Cowboys (1975-83) and the Indianapolis Colts (2002-10) as the only teams to qualify for the postseason for nine straight seasons.

### MOST CONSECUTIVE PLAYOFF SEASONS

Team	Years	Consec. Playoff Seasons
New England Patriots	2009-17	9
Dallas Cowboys	1975-83	9
Indianapolis Colts	2002-10	9
Green Bay Packers	2009-16	8
Pittsburgh Steelers	1972-79	8
Los Angeles Rams	1973-80	8
Dallas Cowboys	1966-73	8
San Francisco 49ers	1983-90	8
Houston Oilers	1987-93	7
San Francisco 49ers	1992-98	7

### WEEK 16 HIGHLIGHTS

**PAGE 15:** New England Patriots vs. Buffalo Bills matchup notes

**PAGE 18:** What to look for in this week's game

**PAGE 41:** Tom Brady is on the verge of double-digit 4,000-yard passing seasons.

**PAGE 63:** With a win this week, the Patriots can tie for the fourth-longest home winning streak in franchise history.

### MEDIA CONTACTS

**Stacey James**, Vice President of Media Relations, [staceyj@patriots.com](mailto:staceyj@patriots.com), 508-326-6868

**Aaron Salkin**, Director of Media Relations, [aarons@patriots.com](mailto:aarons@patriots.com), 508-326-6870

**Michael Jurovaty**, Asst. Director of Media Relations, [mjurovaty@patriots.com](mailto:mjurovaty@patriots.com), 508-326-6187

**Mark Robbins**, Media Relations Coordinator, [markr@patriots.com](mailto:markr@patriots.com), 508-431-7175

**Anne Noland**, Media Relations Coordinator, [annen@patriots.com](mailto:annen@patriots.com), 508-431-7773



# 2018 REGULAR SEASON OFFENSIVE STATISTICS

## WON 9, LOST 5

09/09 W 27-20	Houston
09/16 L 20-31	at Jacksonville
09/23 L 10-26	at Detroit
09/30 W 38-7	Miami
10/04 W 38-24	Indianapolis
10/14 W 43-40	Kansas City
10/21 W 38-31	at Chicago
10/29 W 25-6	at Buffalo
11/04 W 31-17	Green Bay
11/11 L 10-34	at Tennessee
11/25 W 27-13	at N.Y. Jets
12/02 W 24-10	Minnesota
12/09 L 33-34	at Miami
12/16 L 10-17	at Pittsburgh
12/23	Buffalo
12/30	N.Y. Jets

N.E. Opp.

TOTAL FIRST DOWNS	321	296
Rushing	107	86
Passing	188	190
Penalty	26	20
3rd Down: Made/Att	74/178	70/172
3rd Down Pct.	41.6	40.7
4th Down: Made/Att	6/11	6/13
4th Down Pct.	54.5	46.2
POSSESSION AVG.	30:41	29:19
TOTAL NET YARDS	5530	5218
Avg. Per Game	395.0	372.7
Total Plays	936	888
Avg. Per Play	5.9	5.9
NET YARDS RUSHING	1633	1627
Avg. Per Game	116.6	116.2
Total Rushes	401	326
NET YARDS PASSING	3897	3591
Avg. Per Game	278.4	256.5
Sacked/Yards Lost	19/132	26/206
Gross Yards	4029	3797
Att./Completions	516/341	536/334
Completion Pct.	66.1	62.3
Had Intercepted	9	16
PUNTS/AVERAGE	54/45.7	60/40.5
NET PUNTING AVG.	54/39.3	60/37.3
PENALTIES/YARDS	84/665	84/779
FUMBLES/BALL LOST	10/6	16/6
TOUCHDOWNS	43	35
Rushing	16	7
Passing	24	28
Returns	3	0

## \* SCORE BY PERIODS

	Q1	Q2	Q3	Q4	OT	PTS
TEAM	74	136	60	104	0	374
OPPONENTS	77	81	74	78	0	310

## \* SCORING

	TD	Ru	Pa	Rt	K-PAT	FG	S	PTS
Gostkowski	0	0	0	0	41/42	25/30	0	116
White	10	4	6	0			0	60
Michel	5	5	0	0			0	30
C. Patterson	5	1	3	1			0	30
Develin	4	4	0	0			0	24
Edelman	4	0	4	0			0	24
Gordon LG	4	0	4	0			0	24
Gordon TM	3	0	3	0			0	18
Gronkowski	3	0	3	0			0	18
Hogan	3	0	3	0			0	18
Brady	2	2	0	0			0	12
Dorsett	2	0	2	0			0	12
D. McCourty	1	0	0	1			0	6
Van Noy	1	0	0	1			0	6
TEAM	43	16	24	3	41/42	25/30	0	374
OPPONENTS	35	7	28	0	34/34	22/25	0	310

2-Pt Conv: TM 0-1, OPP 0-0

* PASSING	Att	Cmp	Yds	Cmp%	Yds/Att	TD	TD%	Int	Int%	Long	Sack/Lost	Rating
Brady	513	338	3979	65.9	7.76	24	4.7	9	1.8	63t	19/ 132	97.6
Edelman	2	2	43	100.0	21.50	0	0.0	0	0.0	37	0/ 0	118.8
Hoyer	1	1	7	100.0	7.00	0	0.0	0	0.0	7	0/ 0	95.8
TEAM	516	341	4029	66.1	7.81	24	4.7	9	1.7	63t	19/ 132	97.9
OPPONENTS	536	334	3797	62.3	7.08	28	5.2	16	3.0	75t	26/ 206	88.5

## \* RUSHING

No.	Yds	Avg	Long	TD
177	765	4.3	34t	5
82	354	4.3	27	4
38	162	4.3	22	1
39	133	3.4	12	0
7	83	11.9	20	0
19	71	3.7	11	0
23	35	1.5	10	2
4	25	6.3	11	0
6	8	1.3	2t	4
6	-3	-1.5	2	0
401	1633	4.1	34t	16
326	1627	5.0	54t	7

## \* RECEIVING

No.	Yds	Avg	Long	TD
81	699	8.6	42	6
63	711	11.3	36	4
45	658	14.6	42	3
41	737	18.0	55t	4
40	720	18.0	55t	3
29	468	16.1	63t	3
27	256	9.5	20	2
20	244	12.2	55t	3
11	59	5.4	11	0
9	73	8.1	19	0
7	50	7.1	13	0
4	52	13.0	23	0
3	27	9.0	21	0
1	6	6.0	6	0
1	6	6.0	6	0
341	4029	11.8	63t	24
334	3797	11.4	75t	28

## \* INTERCEPTIONS

No.	Yds	Avg	Long	TD
4	0	0.0	0	0
3	34	11.3	28	0
2	0	0.0	0	0
2	0	0.0	0	0
1	84	84.0	84t	1
1	27	27.0	27	0
1	2	2.0	2	0
1	0	0.0	0	0
1	0	0.0	0	0
16	147	9.2	84t	1
9	59	6.6	19	0

## \* PUNTING

No.	Yds	Avg	Net	TB	In	Lg	B
54	2467	45.7	39.3	5	16	66	0
54	2467	45.7	39.3	5	16	66	0
60	2432	40.5	37.3	3	18	57	2

## \* PUNT RETURNS

Ret	FC	Yds	Avg	Long	TD
14	10	89	6.4	23	0
5	1	45	9.0	24	0
1	3	0	0.0	0	0
20	14	134	6.7	24	0
22	6	243	11.0	33	0

## \* KICKOFF RETURNS

No.	Yds	Avg	Long	TD
21	633	30.1	95t	1
3	66	22.0	26	0
1	15	15.0	15	0
25	714	28.6	95t	1
34	892	26.2	97	0

## \* FIELD GOALS

1-19	20-29	30-39	40-49	50+
0/ 0	10/10	9/ 9	4/ 6	2/ 5
0/ 0	10/10	9/ 9	4/ 6	2/ 5
0/ 0	4/ 4	9/11	6/ 7	3/ 3
Gostkowski: (39G, 35G) (54N, 29G, 46G) (36G) (20G)				
(45G) (48G, 24G, 39G, 50G, 28G) (29G) (25G, 40G, 38G, 50N,				
25G) (28G) (52G, 52N) (34G, 32G) (20G, 48N) (42N, 32G,				
22G) (33G)				
OPP: (42G, 36G) (28G) (38G, 25G, 32G, 30G) ( ) (38N, 54G)				
(42G, 43G, 24G, 30G) (46G) (47G, 51G) (29G) (33G, 31G)				
(55G, 38G) (48N, 39G) ( ) (32N, 48G)				





# 2018 REGULAR SEASON DEFENSIVE STATISTICS

PLAYER Name	TACKLES			SACKS			INTERCEPTIONS				FUMBLES				SP. TEAMS				
	TT	UT	A	S	Yds	QH	Int	Yds	TD	PD	FF	FR	Yds	TD	TT	UT	A	FF	FR
Kyle Van Noy	84	54	30	3.5	28.0	7	1	0	0	2	1	1	0	0	3	1	2	0	0
Patrick Chung	71	45	26	0.5	5.0	2	1	2	0	3	0	1	0	0	2	0	2	0	0
Devin McCourty	71	51	20	0.0	0.0	0	1	84	1	3	1	1	0	0	5	4	1	0	0
Jason McCourty	60	48	12	0.0	0.0	0	0	0	0	8	0	0	0	0	2	1	1	0	0
Elandon Roberts	56	29	27	1.0	7.0	2	0	0	0	4	0	0	0	0	2	1	1	0	0
Lawrence Guy	53	23	30	0.0	0.0	9	0	0	0	0	1	0	0	0	0	0	0	0	0
Trey Flowers	45	26	19	6.5	52.0	19	0	0	0	2	2	0	0	0	0	0	0	0	0
Jonathan Jones	45	35	10	1.5	11.0	2	3	34	0	7	0	0	0	0	5	4	1	0	0
Dont'a Hightower	44	25	19	1.0	9.0	6	1	27	0	1	0	1	0	0	0	0	0	0	0
Stephon Gilmore	41	36	5	1.0	7.0	1	2	0	0	18	2	1	0	0	0	0	0	0	0
Malcom Brown	34	19	15	0.0	0.0	1	0	0	0	0	0	0	0	0	0	0	0	0	0
Duron Harmon	33	28	5	0.0	0.0	1	4	0	0	4	0	1	4	0	0	0	0	0	0
Deatrich Wise Jr.	23	13	10	4.5	25.5	12	0	0	0	0	0	0	0	0	0	0	0	0	0
Danny Shleton	18	10	8	0.0	0.0	1	0	0	0	0	0	0	0	0	0	0	0	0	0
J.C. Jackson	17	17	0	0.0	0.0	0	2	0	0	4	0	0	0	0	0	0	0	0	0
Adam Butler	16	7	9	2.0	17.0	3	0	0	0	1	0	0	0	0	0	0	0	0	0
John Simon	16	8	8	2.0	18.0	3	0	0	0	0	0	0	0	0	0	0	0	0	0
Ja'Whaun Bentley	13	8	5	0.0	0.0	1	1	0	0	1	0	0	0	0	1	1	0	0	0
Adrian Clayborn	11	8	3	2.5	26.5	12	0	0	0	0	1	0	0	0	0	0	0	0	0
Eric Rowe	9	8	1	0.0	0.0	0	0	0	0	1	0	0	0	0	0	0	0	0	0
Keionta Davis	7	5	2	0.0	0.0	2	0	0	0	0	0	0	0	0	0	0	0	0	0
Nicholas Grigsby	4	3	1	0.0	0.0	1	0	0	0	0	0	0	0	0	6	4	2	0	0
Keion Crossen	2	2	0	0.0	0.0	0	0	0	0	0	0	0	0	0	3	3	0	0	0
Cyrus Jones	1	0	1	0.0	0.0	0	0	0	0	0	0	0	0	0	0	0	0	0	0
Derek Rivers	1	1	0	0.0	0.0	0	0	0	0	0	0	0	0	0	0	0	0	0	0
Obi Melifonwu	1	1	0	0.0	0.0	0	0	0	0	0	0	0	0	0	2	2	0	0	0
Brandon King	0	0	0	0.0	0.0	0	0	0	0	0	0	0	0	0	12	8	4	0	0
Joe Cardona	0	0	0	0.0	0.0	0	0	0	0	0	0	0	0	0	1	1	0	0	0
James Develin	0	0	0	0.0	0.0	0	0	0	0	0	0	0	0	0	4	2	2	1	0
Chris Hogan	0	0	0	0.0	0.0	0	0	0	0	0	0	0	0	0	1	1	0	0	0
Nate Ebner	0	0	0	0.0	0.0	0	0	0	0	0	0	0	0	0	11	3	8	0	0
Cordarrelle Patterson	0	0	0	0.0	0.0	0	0	0	0	0	0	0	0	0	1	1	0	1	0
Dwayen Allen	0	0	0	0.0	0.0	0	0	0	0	0	0	0	0	0	1	1	0	0	0
Ryan Allen	0	0	0	0.0	0.0	0	0	0	0	0	0	0	0	0	1	0	0	0	0
Matthew Slater	0	0	0	0.0	0.0	0	0	0	0	0	0	0	0	0	8	5	3	0	0
Jacob Hollister	0	0	0	0.0	0.0	0	0	0	0	0	0	0	0	0	1	1	0	0	0
Rex Burkhead	0	0	0	0.0	0.0	0	0	0	0	0	0	0	0	0	1	1	0	0	0
Geneo Grissom	0	0	0	0.0	0.0	0	0	0	0	0	0	0	0	0	1	0	1	0	0
<b>TOTALS</b>	<b>776</b>	<b>510</b>	<b>266</b>	<b>26.0</b>	<b>206.0</b>	<b>85</b>	<b>16</b>	<b>147</b>	<b>1</b>	<b>59</b>	<b>8</b>	<b>6</b>	<b>4</b>	<b>0</b>	<b>74</b>	<b>45</b>	<b>28</b>	<b>2</b>	<b>0</b>

FUMBLES - LOST (10-6)				
	Own			
	No.	Lost	Rec	O.B.
David Andrews	0	0	2	0
Tom Brady	4	2	0	0
Rex Burkhead	1	0	0	0
Julian Edelman	1	0	1	0
Rob Gronkowski	1	1	0	0
Chris Hogan	0	0	1	0
Riley McCarron	1	1	0	0
Sony Michel	1	1	0	0
Cordarrelle Patterson	1	1	0	0
<b>TOTALS</b>	<b>10</b>	<b>6</b>	<b>4</b>	<b>0</b>

KEY	
TT-Total Tackles	Int/Yds-Interceptions/Yards Returned
UT-Unassisted Tackles	PD-Passes Defensed
A-Assisted Tackles	FF-Forced Fumbles

BLOCKED KICKS			
	XP	FG	P
Dont'a Hightower	0	0	1
Albert McClellan	0	0	1
<b>TOTALS</b>	<b>0</b>	<b>0</b>	<b>2</b>

MISC. OFFENSIVE STATS				
	Tkl	Ast	FF	FR
Marcus Cannon	1	0	0	0
James Develin	2	0	0	0
Phillip Dorsett	1	0	0	0
Julian Edelman	2	1	0	0
Rob Gronkowski	1	1	0	0
Chris Hogan	1	0	0	0
Sony Michel	2	0	0	0
C. Patterson	1	0	0	0
LaAdrian Waddle	1	0	0	0
James White	1	0	0	0
<b>TOTALS</b>	<b>13</b>	<b>2</b>	<b>0</b>	<b>0</b>



# NEW ENGLAND PATRIOTS 2018 STATS PACK

## PATRIOTS PARTICIPATION

Player	Regular Season																						
	GP	GS	DNP	INA	HOU	at JAX	at DET	MTA	IND	KC	at CHI	at BUF	GB	at TEN	at NYJ	MIN	at MIA	at PIT	BUF	NYJ			
Allen, Dwayne	11	6	0	3	TE	TE	sub	TE	sub	sub	TE	sub	TE	TE	X	X	X	sub					
Allen, Ryan	14	0	0	0	sub	sub	sub	sub	sub	sub	sub	sub	sub	sub	sub	sub	sub	sub					
Andrews, David	14	14	0	0	C	C	C	C	C	C	C	C	C	C	C	C	C	C					
Barner, Kenjon	5	0	0	2		X		sub		sub	sub	sub	sub	X									
Bentley, Ja'Whaun	3	2	0	0	LB	sub	LB																
Brady, Tom	14	14	0	0	QB	QB	QB	QB	QB	QB	QB	QB	QB	QB	QB	QB	QB	QB					
Brown, Malcom	13	12	0	1	DT	DT	DT	DT	DT	X	DT	DT	DT	sub	DT	DT	DT	DT					
Brown, Trent	14	14	0	0	LT	LT	LT	LT	LT	LT	LT	LT	LT	LT	LT	LT	LT	LT					
Burkhead, Rex	6	3	0	0	RB	RB	sub									sub	sub	RB					
Butler, Adam	14	0	0	0	sub	sub	sub	sub	sub	sub	sub	sub	sub	sub	sub	sub	sub	sub					
Cannon, Marcus	11	11	0	3	RT	X	RT	RT	RT	RT	X	X	RT	RT	RT	RT	RT	RT					
Cardona, Joe	14	0	0	0	sub	sub	sub	sub	sub	sub	sub	sub	sub	sub	sub	sub	sub	sub					
Chung, Patrick	13	12	0	1	S	S	X	S	S	S	S	S	S	S	S	S	sub	S					
Clayborn, Adrian	14	1	0	0	sub	sub	RE	sub	sub	sub	sub	sub	sub	sub	sub	sub	sub	sub					
Coleman, Corey	0	0	0	1		X																	
Crossen, Keion	9	0	0	5	X	X	sub	sub	sub	sub	sub	sub	sub	X	sub	X	X	sub					
Croston, Cole	2	0	1	5		DNP	X	X	X	X	sub	sub	X										
Davis, Keionta	6	3	0	8	sub	RE	sub	X	X	X	X	sub	RE	RE	X	X	X	X					
Dawson, Duke Jr.	0	0	0	4											X	X	X	X					
Develin, James	14	6	0	0	FB	sub	FB	FB	sub	sub	sub	FB	sub	sub	sub	FB	sub	FB					
Dorsett, Phillip	14	2	0	0	sub	WR	WR	sub	sub	sub	sub	sub	sub	sub	sub	sub	sub	sub					
Ebner, Nate	13	0	0	1	sub	sub	sub	sub	sub	sub	sub	sub	sub	sub	X	sub	sub	sub					
Edelman, Julian	10	10	0	0					WR	WR	WR	WR	WR	WR	WR	WR	WR	WR					
Ferentz, James	2	0	0	4									sub	sub	X	X	X	X					
Flowers, Trey	13	13	0	1	LE	LE	X	LE	LE	LE	LE	LE	LE	LE	LE	LE	LE	LE					
Gilmore, Stephon	14	14	0	0	RCB	RCB	RCB	RCB	RCB	RCB	RCB	RCB	RCB	RCB	RCB	RCB	RCB	RCB					
Gordon, Josh	11	11	0	1			X	WR	WR	WR	WR	WR	WR	WR	WR	WR	WR	WR					
Gostkowski, Stephen	14	0	0	0	sub	sub	sub	sub	sub	sub	sub	sub	sub	sub	sub	sub	sub	sub					
Grigsby, Nicholas	9	0	0	1	sub	sub	sub	sub	sub	sub	sub	sub	X	sub									
Grissom, Geneo	4	0	0	5	sub	sub	sub	X	X	X	X	X	sub										
Gronkowski, Rob	11	11	0	3	TE	TE	TE	TE	TE	TE	X	TE	X	X	TE	TE	TE	TE					
Guy, Lawrence	14	13	0	0	DT	DT	DT	DT	DT	DT	DT	DT	sub	DT	DT	DT	DT	DT					
Hansen, Chad	0	0	0	1		X																	
Harmon, Duron	14	5	0	0	sub	sub	S	sub	sub	sub	DB	sub	sub	DB	sub	sub	DB	DB					
Hightower, Dont'a	13	13	0	1	LB	LB	LB	LB	LB	LB	LB	X	LB	LB	LB	LB	LB	LB					
Hill, Jeremy	1	0	0	0	sub																		
Hogan, Chris	14	5	0	0	sub	sub	WR	sub	WR	WR	sub	sub	WR	sub	WR	sub	sub	sub					
Hollister, Jacob	7	1	0	7	X	TE	X	X	sub	sub	X	X	X	sub	sub	sub	sub	sub					
Hoyer, Brian	3	0	11	0	DNP	DNP	DNP	sub	DNP	DNP	DNP	sub	DNP	sub	DNP	DNP	DNP	DNP					
Humber, Ramon	4	0	0	0											sub	sub	sub	sub					
Jackson, J.C.	11	3	0	3	X	X	sub	sub	sub	X	sub	sub	sub	sub	sub	DB	DB	DB					
Jones, Cyrus	2	0	0	1			sub	sub	X														
Jones, Jonathan	14	5	0	0	DB	sub	sub	DB	DB	DB	sub	sub	DB	sub	sub	sub	sub	sub					
Karras, Ted	11	2	0	3	sub	sub	sub	X	X	X	sub	sub	RG	RG	sub	sub	sub	sub					
King, Brandon	14	0	0	0	sub	sub	sub	sub	sub	sub	sub	sub	sub	sub	sub	sub	sub	sub					
Mason, Shaq	12	12	0	2	RG	RG	RG	RG	RG	RG	RG	RG	X	X	RG	RG	RG	RG					
McCarron, Riley	1	0	0	0	sub																		
McClellan, Albert	5	0	0	0										sub	sub	sub	sub	sub					
McCourtly, Devin	14	14	0	0	S	S	S	S	S	S	S	S	S	S	S	S	S	S					
McCourtly, Jason	14	12	0	0	sub	sub	LCB	LCB	LCB	LCB	LCB	LCB	LCB	LCB	LCB	LCB	LCB	LCB					
Melifonwu, Obi	2	0	1	2										X	sub	sub	DNP	X					
Michel, Sony	11	7	0	3	X	sub	RB	RB	sub	RB	RB	X	X	sub	RB	RB	RB	sub					
Patterson, Cordarrelle	14	5	0	0	WR	sub	sub	sub	sub	sub	WR	RB	sub	RB	sub	sub	WR	sub					
Rivers, Derek	5	0	0	9	X	X	sub	X	X	sub	sub	sub	sub	X	X	X	X	X					
Roberts, Elandon	14	10	0	0	sub	LB	LB	LB	LB	LB	LB	LB	sub	sub	LB	LB	LB	sub					
Rowe, Eric	4	2	0	4	LCB	LCB	X	X	X	sub	sub	X											
Schwenke, Brian	3	0	0	6	X	X	X	sub	sub	sub	X	X	X										
Shelton, Danny	11	1	0	3	sub	sub	sub	sub	sub	DT	sub	sub	sub	sub	sub	X	X	X					
Simon, John	9	2	0	2				sub	sub	X	X	LB	sub	sub	RE	sub	sub	sub					
Slater, Matther	14	0	0	0	sub	sub	sub	sub	sub	sub	sub	sub	sub	sub	sub	sub	sub	sub					
Thuney, Joe	14	14	0	0	LG	LG	LG	LG	LG	LG	LG	LG	LG	LG	LG	LG	LG	LG					
Tobin, Matt	0	0	0	2										X	X								
Van Noy, Kyle	14	14	0	0	LB	LB	LB	LB	LB	LB	LB	LB	LB	LB	LB	LB	LB	LB					
Waddle, LaAdrian	14	3	0	0	sub	RT	sub	sub	sub	sub	RT	RT	sub	sub	sub	sub	sub	sub					
White, James	14	3	0	0	sub	sub	sub	sub	RB	sub	sub	sub	RB	RB	sub	sub	sub	sub					
Wise, Deatrich Jr.	14	3	0	0	sub	sub	sub	sub	sub	sub	sub	RE	DT	DT	sub	sub	sub	sub					
<b>Totals</b>	<b>631</b>	<b>308</b>	<b>13</b>	<b>98</b>																			

X - inactive / CAPS - starters / sub - played / dnp - did not play / PS - Practice Squad

**KEY:**

Not on active roster





# NEW ENGLAND PATRIOTS 2018 STATS PACK

## GAME-BY-GAME STARTERS

2018 OFFENSIVE STARTERS BY GAME												
Date	Opponent	WR	LT	LG	C	RG	RT	TE	WR	QB	RB	TE
09/09	Houston	C. Patterson	T. Brown	J. Thuney	D. Andrews	S. Mason	M. Cannon	R. Gronkowski	J. Develin (FB)	T. Brady	R. Burkhead	D. Allen
09/16 at	Jacksonville	J. Hollister (TE)	T. Brown	J. Thuney	D. Andrews	S. Mason	L. Waddle	R. Gronkowski	P. Dorsett	T. Brady	R. Burkhead	D. Allen
09/23 at	Detroit	C. Hogan	T. Brown	J. Thuney	D. Andrews	S. Mason	M. Cannon	R. Gronkowski	P. Dorsett	T. Brady	S. Michel	J. Develin (FB)
09/30	Miami	J. Gordon	T. Brown	J. Thuney	D. Andrews	S. Mason	M. Cannon	R. Gronkowski	J. Develin (FB)	T. Brady	S. Michel	J. Develin (FB)
10/04	Indianapolis	J. Gordon	T. Brown	J. Thuney	D. Andrews	S. Mason	M. Cannon	R. Gronkowski	J. Edelman	T. Brady	J. White	C. Hogan (WR)
10/14	Kansas City	J. Gordon	T. Brown	J. Thuney	D. Andrews	S. Mason	M. Cannon	R. Gronkowski	J. Edelman	T. Brady	S. Michel	C. Hogan (WR)
10/21 at	Chicago	J. Gordon	T. Brown	J. Thuney	D. Andrews	S. Mason	L. Waddle	D. Allen	J. Edelman	T. Brady	S. Michel	C. Patterson (WR)
10/29 at	Buffalo	J. Gordon	T. Brown	J. Thuney	D. Andrews	S. Mason	L. Waddle	R. Gronkowski	J. Edelman	T. Brady	C. Patterson	J. Develin (FB)
11/04	Green Bay	J. Gordon	T. Brown	J. Thuney	D. Andrews	T. Karras	M. Cannon	D. Allen	J. Edelman	T. Brady	J. White	C. Hogan (WR)
11/11 at	Tennessee	J. Gordon	T. Brown	J. Thuney	D. Andrews	T. Karras	M. Cannon	D. Allen	J. Edelman	T. Brady	J. White	C. Patterson (RB)
11/25 at	N.Y. Jets	J. Gordon	T. Brown	J. Thuney	D. Andrews	S. Mason	M. Cannon	R. Gronkowski	J. Edelman	T. Brady	S. Michel	C. Hogan (WR)
12/02	Minnesota	J. Gordon	T. Brown	J. Thuney	D. Andrews	S. Mason	M. Cannon	R. Gronkowski	J. Edelman	T. Brady	S. Michel	J. Develin (FB)
12/09 at	Miami	J. Gordon	T. Brown	J. Thuney	D. Andrews	S. Mason	M. Cannon	R. Gronkowski	J. Edelman	T. Brady	S. Michel	C. Patterson (WR)
12/16 at	Pittsburgh	J. Gordon	T. Brown	J. Thuney	D. Andrews	S. Mason	M. Cannon	R. Gronkowski	J. Edelman	T. Brady	R. Burkhead	J. Develin (FB)
12/23	Buffalo											
12/30	N.Y. Jets											
2018 DEFENSIVE STARTERS BY GAME												
Date	Opponent	LE	DT	DT	RE	LB	LB	LB	LCB	RCB	S	S
09/09	Houston	T. Flowers	L. Guy	M. Brown	J. Bentley (LB)	D. Hightower	K. Van Noy	J. Jones (DB)	E. Rowe	S. Gilmore	P. Chung	D. McCourty
09/16 at	Jacksonville	T. Flowers	L. Guy	M. Brown	K. Davis	D. Hightower	K. Van Noy	E. Roberts	E. Rowe	S. Gilmore	P. Chung	D. McCourty
09/23 at	Detroit	J. Bentley (LB)	L. Guy	M. Brown	A. Clayborn	D. Hightower	K. Van Noy	E. Roberts	J. McCourty	S. Gilmore	D. Harmon	D. McCourty
09/30	Miami	T. Flowers	L. Guy	M. Brown	D. Hightower (LB)	E. Roberts	K. Van Noy	J. Jones (DB)	J. McCourty	S. Gilmore	P. Chung	D. McCourty
10/04	Indianapolis	T. Flowers	L. Guy	M. Brown	D. Hightower (LB)	E. Roberts	K. Van Noy	J. Jones (DB)	J. McCourty	S. Gilmore	P. Chung	D. McCourty
10/14	Kansas City	T. Flowers	L. Guy	D. Shelton	D. Hightower (LB)	E. Roberts	K. Van Noy	J. Jones (DB)	J. McCourty	S. Gilmore	P. Chung	D. McCourty
10/21 at	Chicago	T. Flowers	L. Guy	M. Brown	D. Hightower (LB)	E. Roberts	K. Van Noy	D. Harmon (DB)	J. McCourty	S. Gilmore	P. Chung	D. McCourty
10/29 at	Buffalo	T. Flowers	L. Guy	M. Brown	D. Wise	E. Roberts	K. Van Noy	J. Simon	J. McCourty	S. Gilmore	P. Chung	D. McCourty
11/04	Green Bay	T. Flowers	D. Wise	M. Brown	K. Davis	D. Hightower	K. Van Noy	J. Jones (DB)	J. McCourty	S. Gilmore	P. Chung	D. McCourty
11/11 at	Tennessee	T. Flowers	L. Guy	D. Wise	K. Davis	D. Hightower	K. Van Noy	D. Harmon (DB)	J. McCourty	S. Gilmore	P. Chung	D. McCourty
11/25 at	N.Y. Jets	T. Flowers	L. Guy	M. Brown	J. Simon	D. Hightower	K. Van Noy	E. Roberts	J. McCourty	S. Gilmore	P. Chung	D. McCourty
12/02	Minnesota	T. Flowers	L. Guy	M. Brown	D. Hightower (LB)	E. Roberts	K. Van Noy	J.C. Jackson (DB)	J. McCourty	S. Gilmore	P. Chung	D. McCourty
12/09 at	Miami	T. Flowers	L. Guy	M. Brown	D. Hightower (LB)	E. Roberts	K. Van Noy	J.C. Jackson (DB)	J. McCourty	S. Gilmore	D. Harmon	D. McCourty
12/16 at	Pittsburgh	T. Flowers	L. Guy	M. Brown	D. Hightower (LB)	K. Van Noy	J.C. Jackson (DB)	D. Harmon (DB)	J. McCourty	S. Gilmore	P. Chung	D. McCourty
12/23	Buffalo											
12/30	N.Y. Jets											



# 2018 NEW ENGLAND PATRIOTS ROSTER

AS OF DECEMBER 18, 2018

## ALPHABETICAL ROSTER

#	NAME	POS	HT	WT	BORN	YR	COLLEGE	H.S. HOMETOWN
83	Allen, Dwayne	TE	6-3	265	2/24/1990	7	Clemson	Fayetteville, N.C.
6	Allen, Ryan	P	6-2	220	2/28/1990	6	Louisiana Tech	Salem, Ore.
60	Andrews, David	C	6-3	300	7/10/1992	4	Georgia	Johns Creek, Ga.
12	Brady, Tom	QB	6-4	225	8/3/1977	19	Michigan	San Mateo, Calif.
90	Brown, Malcom	DL	6-2	320	2/2/1994	4	Texas	Brenham, Texas
77	Brown, Trent	OL	6-8	380	4/13/1993	4	Florida	Albany, Ga.
34	Burkhead, Rex	RB	5-10	215	7/2/1990	6	Nebraska	Plano, Texas
70	Butler, Adam	DL	6-5	300	4/12/1994	2	Vanderbilt	Duncanville, Texas
61	Cannon, Marcus	OL	6-6	335	5/6/1988	8	Texas Christian	Odessa, Texas
49	Cardona, Joe	LS	6-3	245	4/16/1992	4	Navy	El Cajon, Calif.
23	Chung, Patrick	S	5-11	215	8/19/1987	10	Oregon	Rancho Cucamonga, Calif.
94	Clayborn, Adrian	DE	6-3	280	7/6/1988	8	Iowa	St. Louis, Mo.
35	Crossen, Keion	DB	5-10	185	4/17/1996	R	Western Carolina	Garysburg, N.C.
58	Davis, Keionta	DL	6-4	280	3/1/1994	2	Tennessee-Chattanooga	Chattanooga, Tenn.
29	Dawson Jr., Duke	DB	5-10	198	10/13/1995	R	Florida	Cross City, Fla.
46	Develin, James	FB	6-3	255	7/23/1988	6	Brown	Gilbertville, Pa.
13	Dorsett, Phillip	WR	5-10	192	1/5/1993	4	Miami (Fla.)	Ft. Lauderdale, Fla.
43	Ebner, Nate	DB	6-0	215	12/14/1988	7	Ohio State	Dublin, Ohio
11	Edelman, Julian	WR	5-10	198	5/22/1986	10	Kent State	Redwood City, Calif.
66	Ferentz, James	OL	6-2	300	6/5/1989	3	Iowa	Iowa City, Iowa
98	Flowers, Trey	DL	6-2	265	8/16/1993	4	Arkansas	Huntsville, Ala.
24	Gilmore, Stephon	CB	6-1	202	9/19/1990	7	South Carolina	Rock Hill, S.C.
10	Gordon, Josh	WR	6-3	225	4/13/1991	3	Baylor	Houston, Texas
3	Gostkowski, Stephen	K	6-1	215	1/28/1984	13	Memphis	Madison, Miss.
87	Gronkowski, Rob	TE	6-6	268	5/14/1989	9	Arizona	Pittsburgh, Pa.
93	Guy, Lawrence	DL	6-4	315	3/17/1990	8	Arizona State	Las Vegas, Nev.
21	Harmon, Duron	DB	6-1	205	1/24/1991	6	Rutgers	Magnolia, Del.
54	Hightower, Dont'a	LB	6-3	260	3/12/1990	7	Alabama	Lewisburg, Tenn.
15	Hogan, Chris	WR	6-1	210	10/24/1987	6	Monmouth	Wykoff, N.J.
47	Hollister, Jacob	TE	6-4	245	11/18/1993	2	Wyoming	Bend, Ore.
2	Hoyer, Brian	QB	6-2	216	10/13/1985	10	Michigan State	North Olmsted, Ohio
50	Humber, Ramon	LB	5-11	232	8/10/1987	10	North Dakota State	Brooklyn, Park, Min.
27	Jackson, J.C.	DB	6-1	198	11/17/1995	R	Maryland	Immokalee, Fla.
31	Jones, Jonathan	DB	5-10	190	9/20/1993	3	Auburn	Carrollton, Ga.
75	Karras, Ted	OL	6-4	305	3/15/1993	3	Illinois	Indianapolis, Ind.
36	King, Brandon	LB	6-2	220	6/8/1993	4	Auburn	Alabaster, Ala.
69	Mason, Shaq	OL	6-1	310	8/28/1993	4	Georgia Tech	Columbia, Tenn.
59	McClellan, Albert	LB	6-2	235	6/4/1986	8	Marshall	Lakeland, Fla.
32	McCourt, Devin	DB	5-10	195	8/13/1987	9	Rutgers	Montvale, N.J.
30	McCourt, Jason	CB	5-11	195	8/13/1987	10	Rutgers	Montvale, N.J.
22	Melifonwu, Obi	DB	6-4	224	4/5/1994	2	Connecticut	Grafton, Mass.
26	Michel, Sony	RB	5-11	215	2/17/1995	R	Georgia	Plantation, Fla.
84	Patterson, Cordarrelle	WR	6-2	228	3/17/1991	6	Tennessee	Rock Hill, S.C.
95	Rivers, Derek	DE	6-5	250	5/9/1994	2	Youngstown State	Kinston, N.C.
52	Roberts, Elandon	LB	6-0	238	4/22/1994	3	Houston	Port Arthur, Texas
71	Shelton, Danny	DL	6-2	345	8/20/1993	4	Washington	Auburn, Wash.
55	Simon, John	DE	6-2	260	10/14/1990	6	Ohio State	Youngstown, OHIO
18	Slater, Matthew	WR	6-0	205	9/9/1985	11	UCLA	Anaheim, Calif.
62	Thuney, Joe	OL	6-5	308	11/18/1992	3	North Carolina State	Centerville, Ohio
53	Van Noy, Kyle	LB	6-3	250	3/26/1991	5	Brigham Young	Reno, Nev.
68	Waddle, LaAdrian	OL	6-6	315	7/21/1991	6	Texas Tech	Columbus, Texas
28	White, James	RB	5-10	205	2/3/1992	5	Wisconsin	Ft. Lauderdale, Fla.
91	Wise Jr., Deatrich	DL	6-5	275	7/26/1994	2	Arkansas	Carrollton, Texas

## NUMERICAL ROSTER

#	NAME	POS
2	Brian Hoyer	QB
3	Stephen Gostkowski	K
6	Ryan Allen	P
10	Josh Gordon	WR
11	Julian Edelman	WR
12	Tom Brady	QB
13	Phillip Dorsett	WR
15	Chris Hogan	WR
18	Matthew Slater	WR
21	Duron Harmon	DB
22	Obi Melifonwu	DB
23	Patrick Chung	S
24	Stephon Gilmore	CB
26	Sony Michel	RB
27	J.C. Jackson	DB
28	James White	RB
29	Duke Dawson Jr.	DB
30	Jason McCourt	CB
31	Jonathan Jones	DB
32	Devin McCourt	DB
34	Rex Burkhead	RB
35	Keion Crossen	DB
36	Brandon King	LB
43	Nate Ebner	DB
46	James Develin	FB
47	Jacob Hollister	TE
49	Joe Cardona	LS
50	Ramon Humber	LB
52	Elandon Roberts	LB
53	Kyle Van Noy	LB
54	Dont'a Hightower	LB
55	John Simon	DE
58	Keionta Davis	DL
59	Albert McClellan	LB
60	David Andrews	C
61	Marcus Cannon	OL
62	Joe Thuney	OL
66	James Ferentz	OL
68	LaAdrian Waddle	OL
69	Shaq Mason	OL
70	Adam Butler	DL
71	Danny Shelton	DL
75	Ted Karras	OL
77	Trent Brown	OL
83	Dwayne Allen	TE
84	Cordarrelle Patterson	WR
87	Rob Gronkowski	TE
90	Malcom Brown	DL
91	Deatrich Wise Jr.	DL
93	Lawrence Guy	DL
94	Adrian Clayborn	DE
95	Derek Rivers	DE
98	Trey Flowers	DL

## PRACTICE SQUAD

#	NAME	POS	HT	WT	BORN	YR	COLLEGE	H.S. HOMETOWN
80	Anderson, Stephen	TE	6-3	230	1/30/1993	3	California	San Jose, Calif.
74	Croston, Cole	OL	6-5	310	12/25/1993	2	Iowa State	Sergeant Bluff, Iowa
5	Etling, Danny	QB	6-3	225	7/22/1994	R	Louisiana State	Terre Haute, Ind.
45	Harris, Trent	DL	6-2	255	9/17/1995	R	Miami (Fla.)	Winter Park, Fla.
92	Herron, Frank	DL	6-4	305	7/9/1994	R	Louisiana State	Memphis, Tenn.
97	Kamalu, Ufomba	DL	6-6	295	11/2/1992	3	Miami (Fla.)	Fayetteville, Ga.
48	Munson, Calvin	LB	6-0	243	12/27/1994	2	San Diego State	St. Charles, Mo.
17	Patterson, Damoun	WR	6-2	190	9/16/1994	R	Youngstown State	Apopka, Fla.
72	Smith, Eric	OL	6-4	308	9/2/1995	2	Virginia	Atlanta, Ga.
42	Wiltz, Jomal	DB	5-10	190	10/23/1994	1	Iowa State	Houston, Texas

## PRACTICE SQUAD

#	NAME	POS
5	Danny Etling	QB
17	Damoun Patterson	WR
42	Jomal Wiltz	DB
45	Trent Harris	DL
48	Calvin Munson	LB
72	Eric Smith	OL
74	Cole Croston	OL
80	Stephen Anderson	TE
92	Frank Herron	DL
97	Ufomba Kamalu	DL

## RESERVE/INJURED LIST

#	NAME	POS	HT	WT	BORN	YR	COLLEGE	H.S. HOMETOWN
51	Bentley, Ja'Whaun	LB	6-2	255	8/24/1996	R	Purdue	Glenarden, Md.
14	Berrios, Braxton	WR	5-9	190	10/6/1995	R	Miami (Fla.)	Raleigh, N.C.
33	Hill, Jeremy	RB	6-1	230	10/20/1992	5	Louisiana State	Baton Rouge, La.
85	Izzo, Ryan	TE	6-5	255	12/21/1995	R	Florida State	Sparta, N.J.
67	John, Ulrick	OL	6-6	312	5/20/1992	5	Georgia State	Hinesville, Ga.
25	Rowe, Eric	DB	6-1	205	10/3/1992	4	Utah	Klein, Texas
44	Sam, Christian	LB	6-2	240	6/7/1996	R	Arizona State	Allen, Texas
63	Schwenke, Brian	OL	6-3	310	3/22/1991	6	California	Oceanside, Calif.
76	Wynn, Isaiah	OL	6-2	310	12/9/1995	R	Georgia	St. Petersburg, Fla.

## RESERVE/INJURED LIST

#	NAME	POS
14	Braxton Berrios	WR
25	Eric Rowe	DB
33	Jeremy Hill	RB
44	Christian Sam	LB
51	Ja'Whaun Bentley	LB
63	Brian Schwenke	OL
67	Ulrick John	OL
76	Isaiah Wynn	OL
85	Ryan Izzo	TE

## PRACTICE SQUAD/IR LIST

#	NAME	POS	HT	WT	BORN	YR	COLLEGE	H.S. HOMETOWN
17	McCarron, Riley	WR	5-9	198	6/16/1993	1	Iowa	Dubuque, Iowa

## PRACTICE SQUAD/IR LIST

#	NAME	POS
17	Riley McCarron	WR

## RESERVE/NON-FOOTBALL INJURY

#	NAME	POS	HT	WT	BORN	YR	COLLEGE	H.S. HOMETOWN
16	Andrews, Darren	WR	5-10	200	8/5/1995	R	UCLA	Phillips Ranch, Calif.
81	Hollister, Cody	WR	6-4	215	11/18/1993	1	Arkansas	Bend, Ore.

## RESERVE/NON-FOOTBALL INJURY

#	NAME	POS
16	Darren Andrews	WR
81	Cody Hollister	WR

HEAD COACH: BILL BELICHICK

ASSISTANTS: Cameron Achord, Assistant Special Teams; Steve Belichick, Safeties; Josh Boyer, Cornerbacks; Moses Cabrera, Head Strength and Conditioning; Nick Caley, Tight Ends; Brendan Daly, Defensive Line; Ivan Fears, Running Backs; Brian Flores, Linebackers; Joe Judge, Special Teams; Deron Mayo, Assistant Strength and Conditioning; Josh McDaniels, Offensive Coordinator/Quarterbacks; Chad O'Shea, Wide Receivers; Dante Scarnecchia, Offensive Line; Jerry Schuplinski, Assistant Quarterbacks.





# 2018 NUMERICAL ROSTER

December 18, 2018

#	NAME	POS	HT	WT	AGE	YR	COLLEGE	HOW ACQ.
2	Brian Hoyer	QB	6-2	216	33	10	Michigan State	FA-17
3	Stephen Gostkowski	K	6-1	215	34	13	Memphis	D4b-06
6	Ryan Allen	P	6-2	220	28	6	Louisiana Tech	FA-13
10	Josh Gordon	WR	6-3	225	27	3	Baylor	TR (CLE)-18
11	Julian Edelman	WR	5-10	198	32	10	Kent State	D7a-09
12	Tom Brady	QB	6-4	225	41	19	Michigan	D6b-00
13	Phillip Dorsett	WR	5-10	192	25	4	Miami (Fla.)	TR (IND)-17
15	Chris Hogan	WR	6-1	210	31	6	Monmouth	RFA (BUF)-16
18	Matthew Slater	WR	6-0	205	33	11	UCLA	D5-08
21	Duron Harmon	DB	6-1	205	27	6	Rutgers	D3b-13
22	Obi Melifonwu	DB	6-4	224	24	2	Connecticut	FA-18
23	Patrick Chung	S	5-11	215	31	10	Oregon	FA-14
24	Stephon Gilmore	CB	6-1	202	28	7	South Carolina	UFA (BUF)-17
26	Sony Michel	RB	5-11	215	23	R	Georgia	D1b-18
27	J.C. Jackson	DB	6-1	198	23	R	Maryland	FA-18
28	James White	RB	5-10	205	26	5	Wisconsin	D4b-14
29	Duke Dawson Jr.	DB	5-10	198	23	R	Florida	D2-18
30	Jason McCourty	CB	5-11	195	31	10	Rutgers	TR (CLE)-18
31	Jonathan Jones	DB	5-10	190	25	3	Auburn	FA-16
32	Devin McCourty	DB	5-10	195	31	9	Rutgers	D1-10
34	Rex Burkhead	RB	5-10	215	28	6	Nebraska	UFA (CIN)-17
35	Keion Crossen	DB	5-10	185	22	R	Western Carolina	D7b-18
36	Brandon King	LB	6-2	220	25	4	Auburn	FA-15
43	Nate Ebner	DB	6-0	215	30	7	Ohio State	D6-12
46	James Develin	FB	6-3	255	30	6	Brown	FA-12
47	Jacob Hollister	TE	6-4	245	25	2	Wyoming	FA-17
49	Joe Cardona	LS	6-3	245	26	4	Navy	D5-15
50	Ramon Humber	LB	5-11	232	31	10	North Dakota State	FA-18
52	Elandon Roberts	LB	6-0	238	24	3	Houston	D6b-16
53	Kyle Van Noy	LB	6-3	250	27	5	Brigham Young	TR (DET)-16
54	Dont'a Hightower	LB	6-3	260	28	7	Alabama	D1b-12
55	John Simon	DE	6-2	260	28	6	Ohio State	FA-18
58	Keionta Davis	DL	6-4	280	24	2	Tennessee-Chattanooga	FA-17
59	Albert McClellan	LB	6-2	235	32	8	Marshall	FA-18
60	David Andrews	C	6-3	300	26	4	Georgia	FA-15
61	Marcus Cannon	OL	6-6	335	30	8	Texas Christian	D5a-11
62	Joe Thuney	OL	6-5	308	26	3	North Carolina State	D3a-16
66	James Ferentz	OL	6-2	300	29	3	Iowa	FA-17
68	LaAdrian Waddle	OL	6-6	315	27	6	Texas Tech	CW (DET)-15
69	Shaq Mason	OL	6-1	310	25	4	Georgia Tech	D4c-15
70	Adam Butler	DL	6-5	300	24	2	Vanderbilt	FA-17
71	Danny Shelton	DL	6-2	345	25	4	Washington	TR (CLE)-18
75	Ted Karras	OL	6-4	305	25	3	Illinois	D6c-16
77	Trent Brown	OL	6-8	380	25	4	Florida	TR (SF)-18
83	Dwayne Allen	TE	6-3	265	28	7	Clemson	TR (IND)-17
84	Cordarrelle Patterson	WR	6-2	228	27	6	Tennessee	TR (OAK)-18
87	Rob Gronkowski	TE	6-6	268	29	9	Arizona	D2a-10
90	Malcom Brown	DL	6-2	320	24	4	Texas	D1-15
91	Deatrich Wise Jr.	DL	6-5	275	24	2	Arkansas	D4-17
93	Lawrence Guy	DL	6-4	315	28	8	Arizona State	UFA (BAL)-17
94	Adrian Clayborn	DE	6-3	280	30	8	Iowa	UFA (ATL)-18
95	Derek Rivers	DE	6-5	250	24	2	Youngstown State	D3a-17
98	Trey Flowers	DL	6-2	265	25	4	Arkansas	D4a-15

## PRACTICE SQUAD

#	NAME	POS	HT	WT	AGE	YR	COLLEGE	(DATE)
5	Danny Etling	QB	6-3	225	24	R	Louisiana State	D7a-18
17	Damoun Patterson	WR	6-2	190	24	R	Youngstown State	FA-18
42	Jomal Wiltz	DB	5-10	190	24	1	Iowa State	FA-17
45	Trent Harris	DL	6-2	255	23	R	Miami (Fla.)	FA-18
48	Calvin Munson	LB	6-0	243	23	2	San Diego State	FA-18
72	Eric Smith	OL	6-4	308	23	2	Virginia	FA-18
74	Cole Croston	OL	6-5	310	24	2	Iowa	FA-17
80	Stephen Anderson	TE	6-3	230	25	3	California	FA-18
92	Frank Herron	DL	6-4	305	24	R	Louisiana State	FA-18
97	Ufomba Kamalu	DL	6-6	295	26	3	Miami (Fla.)	FA-18

## RESERVE/INJURED LIST

#	NAME	POS	HT	WT	AGE	YR	COLLEGE	(DATE)
14	Braxton Berrios	WR	5-9	190	23	R	Miami (Fla.)	(09/01/2018)
25	Eric Rowe	DB	6-1	205	26	4	Utah	(10/30/2018)
33	Jeremy Hill	RB	6-1	230	26	5	Louisiana State	(09/10/2018)
44	Christian Sam	LB	6-2	240	22	R	Arizona State	(09/01/2018)
51	Ja'Whaun Bentley	LB	6-2	255	22	R	Purdue	(09/26/2018)
63	Brian Schwenke	OL	6-3	310	27	6	California	(11/6/2018)
67	Ulrick John	OL	6-6	312	26	5	Georgia State	(09/01/2018)
76	Isaiah Wynn	OL	6-2	310	23	R	Georgia	(09/01/2018)
85	Ryan Izzo	TE	6-5	255	22	R	Florida State	(09/02/2018)

## PRACTICE SQUAD/IR LIST

#	NAME	POS	HT	WT	AGE	YR	COLLEGE	(DATE)
17	Riley McCarron	WR	5-9	198	25	1	Iowa	(09/18/2018)

## RESERVE/NON-FOOTBALL INJURY

#	NAME	POS	HT	WT	AGE	YR	COLLEGE	(DATE)
16	Darren Andrews	WR	5-10	200	23	R	UCLA	(05/15/2018)
81	Cody Hollister	WR	6-4	215	25	1	Arkansas	(07/26/2018)



# 2018 POSITIONAL ROSTER

December 18, 2018

DEFENSE (27)								
#	NAME	POS	HT	WT	BORN	YR	COLLEGE	H.S. HOMETOWN
<b>DEFENSIVE LINE (10)</b>								
90	Brown, Malcom	DL	6-2	320	2/2/1994	4	Texas	Brenham, Texas
70	Butler, Adam	DL	6-5	300	4/12/1994	2	Vanderbilt	Duncanville, Texas
94	Clayborn, Adrian	DE	6-3	280	7/6/1988	8	Iowa	St. Louis, Mo.
58	Davis, Keionta	DL	6-4	280	3/1/1994	2	Tennessee-Chattanooga	Chattanooga, Tenn.
98	Flowers, Trey	DL	6-2	265	8/16/1993	4	Arkansas	Huntsville, Ala.
93	Guy, Lawrence	DL	6-4	315	3/17/1990	8	Arizona State	Las Vegas, Nev.
95	Rivers, Derek	DE	6-5	250	5/9/1994	2	Youngstown State	Kinston, N.C.
71	Shelton, Danny	DL	6-2	345	8/20/1993	4	Washington	Auburn, Wash.
55	Simon, John	DE	6-2	260	10/14/1990	6	Ohio State	Youngstown, Ohio
91	Wise Jr., Deatrich	DL	6-5	275	7/26/1994	2	Arkansas	Carrollton, Texas
<b>LINEBACKER (6)</b>								
54	Hightower, Dont'a	LB	6-3	260	3/12/1990	7	Alabama	Lewisburg, Tenn.
50	Humber, Ramon	LB	5-11	232	8/10/1987	10	North Carolina State	Brooklyn Park, Min.
36	King, Brandon	LB	6-2	220	6/8/1993	4	Auburn	Alabaster, Ala.
59	McClellan, Albert	LB	6-2	235	6/4/1986	8	Marshall	Lakeland, Fla.
52	Roberts, Elandon	LB	6-0	238	4/22/1994	3	Houston	Port Arthur, Texas
53	Van Noy, Kyle	LB	6-3	250	3/26/1991	5	Brigham Young	Reno, Nev.
<b>DEFENSIVE BACK (11)</b>								
23	Chung, Patrick	S	5-11	215	8/19/1987	10	Oregon	Rancho Cucamonga, Calif.
35	Crossen, Keion	DB	5-10	185	4/17/1996	R	Western Carolina	Garysburg, N.C.
29	Dawson Jr., Duke	DB	5-10	198	10/13/1995	R	Florida	Cross City, Fla.
43	Ebner, Nate	DB	6-0	215	12/14/1988	7	Ohio State	Dublin, Ohio
24	Gilmore, Stephon	CB	6-1	202	9/19/1990	7	South Carolina	Rock Hill, S.C.
21	Harmon, Duron	DB	6-1	205	1/24/1991	6	Rutgers	Magnolia, Del.
27	Jackson, J.C.	DB	6-1	198	11/17/1995	R	Maryland	Immokalee, Fla.
31	Jones, Jonathan	DB	5-10	190	9/20/1993	3	Auburn	Carrollton, Ga.
32	McCourty, Devin	DB	5-10	195	8/13/1987	9	Rutgers	Montvale, N.J.
30	McCourty, Jason	CB	5-11	195	8/13/1987	10	Rutgers	Montvale, N.J.
22	Melifonwu, Obi	DB	6-4	224	4/5/1994	2	Connecticut	Grafton, Mass.
OFFENSE (23)								
#	NAME	POS	HT	WT	BORN	YR	COLLEGE	H.S. HOMETOWN
<b>OFFENSIVE LINE (8)</b>								
60	Andrews, David	C	6-3	300	7/10/1992	4	Georgia	Johns Creek, Ga.
77	Brown, Trent	OL	6-8	380	4/13/1993	4	Florida	Albany, Ga.
61	Cannon, Marcus	OL	6-6	335	5/6/1988	8	Texas Christian	Odessa, Texas
66	Ferentz, James	OL	6-2	300	6/5/1989	3	Iowa	Iowa City, Iowa
75	Karras, Ted	OL	6-4	305	3/15/1993	3	Illinois	Indianapolis, Ind.
69	Mason, Shaq	OL	6-1	310	8/28/1993	4	Georgia Tech	Columbia, Tenn.
62	Thuney, Joe	OL	6-5	308	11/18/1992	3	North Carolina State	Centerville, Ohio
68	Waddle, LaAdrian	OL	6-6	315	7/21/1991	6	Texas Tech	Columbus, Texas
<b>QUARTERBACK (2)</b>								
12	Brady, Tom	QB	6-4	225	8/3/1977	19	Michigan	San Mateo, Calif.
2	Hoyer, Brian	QB	6-2	216	10/13/1985	10	Michigan State	North Olmsted, Ohio
<b>WIDE RECEIVER (6)</b>								
13	Dorsett, Phillip	WR	5-10	192	1/5/1993	4	Miami (Fla.)	Ft. Lauderdale, Fla.
11	Edelman, Julian	WR	5-10	198	5/22/1986	10	Kent State	Redwood City, Calif.
10	Gordon, Josh	WR	6-3	225	4/13/1991	3	Baylor	Houston, Texas
15	Hogan, Chris	WR	6-1	210	10/24/1987	6	Monmouth	Wykoff, N.J.
84	Patterson, Cordarrelle	WR	6-2	228	3/17/1991	6	Tennessee	Rock Hill, S.C.
18	Slater, Matthew	WR	6-0	205	9/9/1985	11	UCLA	Anaheim, Calif.
<b>RUNNING BACK (4)</b>								
34	Burkhead, Rex	RB	5-10	215	7/2/1990	6	Nebraska	Plano, Texas
46	Develin, James	FB	6-3	255	7/23/1988	6	Brown	Gilbertsville, Pa.
26	Michel, Sony	RB	5-11	215	2/17/1995	R	Georgia	Plantation, Fla.
28	White, James	RB	5-10	205	2/3/1992	5	Wisconsin	Ft. Lauderdale, Fla.
<b>TIGHT END (3)</b>								
83	Allen, Dwayne	TE	6-3	265	2/24/1990	7	Clemson	Fayetteville, N.C.
87	Gronkowski, Rob	TE	6-6	268	5/14/1989	9	Arizona	Pittsburgh, Pa.
47	Hollister, Jacob	TE	6-4	245	11/18/1993	2	Wyoming	Bend, Ore.
SPECIALISTS (3)								
#	NAME	POS	HT	WT	BORN	YR	COLLEGE	H.S. HOMETOWN
<b>SPECIALISTS (3)</b>								
6	Allen, Ryan	P	6-2	220	2/28/1990	6	Louisiana Tech	Salem, Ore.
49	Cardona, Joe	LS	6-3	245	4/16/1992	4	Navy	El Cajon, Calif.
3	Gostkowski, Stephen	K	6-1	215	1/28/1984	13	Memphis	Madison, Miss.
RESERVE/INJURED LIST (9)								
#	NAME	POS	HT	WT	BORN	YR	COLLEGE	H.S. HOMETOWN
<b>RESERVE/INJURED LIST (9)</b>								
51	Bentley, Ja'Whaun	LB	6-2	255	8/24/1996	R	Purdue	Glenarden, Md.
14	Berrios, Braxton	WR	5-9	190	10/6/1995	R	Miami (Fla.)	Raleigh, N.C.
33	Hill, Jeremy	RB	6-1	230	10/20/1992	5	Louisiana State	Baton Rouge, La.
85	Izzo, Ryan	TE	6-5	255	12/21/1995	R	Florida State	Sparta, N.J.
67	John, Ulrick	OL	6-6	312	5/20/1992	5	Georgia State	Hinesville, Ga.
25	Rowe, Eric	DB	6-1	205	10/3/1992	4	Utah	Klein, Texas
44	Sam, Christian	LB	6-2	240	6/7/1996	R	Arizona State	Allen, Texas
63	Schwenke, Brian	OL	6-3	310	3/22/1991	6	California	Oceanside, Calif.
76	Wynn, Isaiah	OL	6-2	310	12/9/1995	R	Georgia	St. Petersburg, Fla.
RESERVE/NON-FOOTBALL INJURY (2)								
#	NAME	POS	HT	WT	BORN	YR	COLLEGE	H.S. HOMETOWN
<b>NON-FOOTBALL INJURY (2)</b>								
16	Andrews, Darren	WR	5-10	200	8/5/1995	R	UCLA	Phillips Ranch, Calif.
81	Hollister, Cody	WR	6-4	215	11/18/1993	1	Arkansas	Bend, Ore.





# HOW THE PATRIOTS WERE BUILT

UPDATED: December 18, 2018

<u>YEAR</u>	<u>DRAFTEES (23)</u>	<u>VETERAN FREE AGENTS (12)</u>	<u>WAIVERS (1) / TRADES (8)</u>	<u>ROOKIE AND FIRST-YEAR FREE AGENTS (9)</u>
2000	Tom Brady (6b)			
2006	Stephen Gostkowski (4b)			
2008	Matthew Slater (5)			
2009	Julian Edelman (7a)			
2010	Devin McCourty (1) Rob Gronkowski (2a)			
2011	Marcus Cannon (5a)			
2012	Dont'a Hightower (1b) Nate Ebner (6)			James Develin (fa) (CIN)
2013	Duron Harmon (3b)			Ryan Allen (fa)
2014	James White (4b)	Patrick Chung (2) (NE)		
2015	Malcom Brown (1) Trey Flowers (4a) Shaq Mason (4c) Joe Cardona (5)		LaAdrian Waddle (fa) CW (DET)	David Andrews (fa) Brandon King (fa)
2016	Joe Thuney (3a) Elandon Roberts (6b) Ted Karras (6c)	Chris Hogan (fa) (SF)	Kyle Van Noy (2) (tr-DET)	Jonathan Jones (fa)
2017	Derek Rivers (3a) Deatrich Wise Jr. (4)	Rex Burkhead (6) (CIN) Stephon Gilmore (1) (BUF) Lawrence Guy (7) (GB) Brian Hoyer (fa) (NE)	Dwayne Allen (3) (tr-IND) Phillip Dorsett (1) (tr-IND)	Adam Butler (fa) Keionta Davis (fa)  Jacob Hollister (fa)
2018	Sony Michel (1b) Duke Dawson Jr. (2) Keion Crossen (7b)	Adrian Clayborn (1) (TB) James Ferentz (fa) (HOU) Ramon Humber (fa) (IND) Albert McClellan (fa) (BAL) Obi Melifobwu (2) (OAK) John Simon (4) (BAL)	Trent Brown (7) (tr-SF) Josh Gordon (Sup.-2) (tr-CLE) Jason McCourty (6) (tr-CLE) Cordarrelle Patterson (1) (tr-OAK) Danny Shelton (1) (tr-CLE)	J.C. Jackson (fa)

**NOTE:** Team in parenthesis is the player's original team  
(#) – indicates round drafted  
(fa) – indicates non-drafted free agents

## RESERVE/INJURED LIST

Ja'Whaun Bentley (5)  
Braxton Berrios (6b)  
Jeremy Hill (2) (CIN)  
Ryan Izzo (7c)  
Ulrick John (7) (IND)  
Eric Rowe (2) (tr-PHI)  
Christian Sam (6a)  
Brain Schwenke (4) (TEN)  
Isaiah Wynn (1a)

## RESERVE/NON-FOOTBALL INJURY

Darren Andrews (fa)  
Cody Hollister (fa)



# UNOFFICIAL DEPTH CHART

Unofficial depth chart compiled by Patriots media relations

## OFFENSE

<b>WR:</b> 10 Josh Gordon	15 Chris Hogan	84 Cordarrelle Patterson
<b>LT:</b> 77 Trent Brown	68 LaAdrian Waddle	
<b>LG:</b> 62 Joe Thuney	66 James Ferentz	
<b>C:</b> 60 David Andrews	75 Ted Karras	66 James Ferentz
<b>RG:</b> 69 Shaq Mason	75 Ted Karras	
<b>RT:</b> 61 Marcus Cannon	68 LaAdrian Waddle	
<b>TE:</b> 87 Rob Gronkowski	83 Dwayne Allen	47 Jacob Hollister
<b>WR:</b> 11 Julian Edelman	13 Phillip Dorsett	18 Matthew Slater
<b>QB:</b> 12 Tom Brady	2 Brian Hoyer	
<b>RB:</b> 26 <u>Sony Michel</u>	46 James Develin (FB)	
<b>RB:</b> 28 James White	34 Rex Burkhead	

## DEFENSE

<b>LE:</b> 98 Trey Flowers	94 Adrian Clayborn	58 Keionta Davis
<b>DT:</b> 93 Lawrence Guy	71 Danny Shelton	
<b>DT:</b> 90 Malcom Brown	70 Adam Butler	
<b>RE:</b> 91 Deatrich Wise Jr.	95 Derek Rivers	55 John Simon
<b>LB:</b> 54 Dont'a Hightower	50 Ramon Humber	36 Brandon King
<b>LB:</b> 52 Elandon Roberts	59 Albert McClellan	
<b>LB:</b> 53 Kyle Van Noy	59 Albert McClellan	
<b>RCB:</b> 24 Stephon Gilmore	31 Jonathan Jones	22 Obi Melifonwu
<b>LCB:</b> 30 Jason McCourty	27 <u>J.C. Jackson</u>	35 <u>Keion Crossen</u>
<b>S:</b> 23 Patrick Chung	21 Duron Harmon	29 <u>Duke Dawson Jr.</u>
<b>S:</b> 32 Devin McCourty	43 Nate Ebner	

## SPECIAL TEAMS

<b>K:</b> 3 Stephen Gostkowski		
<b>P:</b> 6 Ryan Allen		
<b>H:</b> 6 Ryan Allen		
<b>PR:</b> 11 Julian Edelman	23 Patrick Chung	
<b>KR:</b> 84 Cordarrelle Patterson	18 Matthew Slater	26 <u>Sony Michel</u>
<b>LS:</b> 49 Joe Cardona		

## PRONUNCIATION GUIDE

Joe Cardona	car-DOAN-a	Ted Karras	CARE-us
Keionta Davis	KEY-on-tay	Obi Melifonwu	oh-BEE mell-uf-FAWN-woo
Phillip Dorsett	door-SET	Sony Michel	SO-nee mih-SHELL
James Ferentz	FAIR-ins	Cordarrelle Patterson	cor-DARE-uhl
Stephon Gilmore	steph-AHN	Elandon Roberts	EE-lan-don
Stephen Gostkowski	gost-COW-ski	Joe Thuney	TOO-nee
Dont'a Hightower	don-TAY	Deatrich Wise Jr.	DEE-tritch
Ramon Humber	RUH-moan		





# 2018 TRANSACTIONS

UPDATED: DECEMBER 18, 2018

## FEBRUARY 2018

2/6/2018	Ferentz, James	Signed to a future contract
2/6/2018	Hollister, Cody	Signed to a future contract
2/6/2018	Jones, David	Signed to a future contract
2/6/2018	King, Jason	Signed to a future contract
2/6/2018	Lewis, Ryan	Signed to a future contract
2/6/2018	McCarron, Riley	Signed to a future contract
2/6/2018	Travis, Demarius	Signed to a future contract
2/6/2018	Tye, Will	Signed to a future contract
2/6/2018	Wiltz, Jomal	Signed to a future contract

## MARCH 2018

3/7/2018	Bennett, Martellus	Released
3/7/2018	Reedy, Bernard	Released
3/15/2018	Shelton, Danny	Acquired Via Trade (Cleveland)
3/15/2018	McCourty, Jason	Acquired Via Trade (Cleveland)
3/15/2018	Burkhead, Rex	Re-signed
3/17/2018	Clayborn, Adrian	Signed
3/17/2018	Hill, Jeremy	Signed
3/17/2018	Tobin, Matt	Signed
3/19/2018	McClellin Shea	Released
3/19/2018	Patterson, Cordarrelle	Acquired Via Trade (Oakland)
3/21/2018	Slater, Matthew	Re-signed
3/23/2018	Flowers, Marquis	Re-signed
3/26/2018	Waddle, LaAdrian	Re-signed

## APRIL 2018

4/4/2018	Cooks, Brandin	Traded to Los Angeles Rams
4/4/2018	Bowanko, Luke	Signed
4/4/2018	Niklas, Troy	Signed
4/6/2018	Matthews, Jordan	Signed
4/24/2018	John, Ulrick	Signed
4/26/2018	Wynn, Isaiah	Drafted
4/26/2018	Michel, Sony	Drafted
4/27/2018	Brown, Trent	Acquired Via Trade (San Francisco)
4/27/2018	Dawson Jr., Duke	Drafted
4/28/2018	Bentley, Ja'Whaun	Drafted
4/28/2018	Sam, Christian	Drafted
4/28/2018	Berrios, Braxton	Drafted
4/28/2018	Etling, Danny	Drafted
4/28/2018	Crossen, Keion	Drafted
4/28/2018	Izzo, Ryan	Drafted

## MAY 2018

5/10/2018	King, Jason	Released
5/11/2018	Andrews, Darren	Signed
5/11/2018	Atkins, John	Signed
5/11/2018	Harris, Trent	Signed
5/11/2018	Herron, Frank	Signed
5/11/2018	Jackson, J.C.	Signed
5/11/2018	Lacy, Chris	Signed
5/11/2018	Moore, A.J.	Signed
5/11/2018	Webb, Ralph	Signed
5/11/2018	Wimann, Shane	Signed
5/11/2018	Bentley, Ja'Whaun	Signed/Draft Choice
5/11/2018	Berrios, Braxton	Signed/Draft Choice
5/11/2018	Crossen, Keion	Signed/Draft Choice
5/11/2018	Etling, Danny	Signed/Draft Choice
5/11/2018	Izzo, Ryan	Signed/Draft Choice
5/11/2018	Sam, Christian	Signed/Draft Choice
5/11/2018	Garcia, Tony	Released
5/14/2018	Bojorquez, Corey	Signed
5/14/2018	Andrews, Darren	Released
5/15/2018	Andrews, Darren	Placed on Reserve/Non-Football Injury
5/16/2018	Dawson Jr., Duke	Signed/Draft Choice
5/18/2018	King, Jason	Signed
5/18/2018	Lacy, Chris	Released

## JUNE, 2018

6/22/2018	Wynn, Isaiah	Signed/Draft Choice
-----------	--------------	---------------------

## JULY 2018

7/23/2018	Michel, Sony	Signed/Draft Choice
7/23/2018	Jelks, Andrew	Reserve/Retired
7/23/2018	Lucien, Devin	Signed
7/23/2018	Jones, David	Released
7/24/2018	Pleasant, Eddie	Signed
7/24/2018	Theaker, Nate	Signed
7/24/2018	Hollister, Cody	Released
7/26/2018	Hollister, Cody	Placed on Reserve/Non-Football Injury
7/27/2018	Turner, Paul	Signed
7/27/2018	Niklas, Troy	Released
7/31/2018	Schwenke, Brian	Signed
7/31/2018	Wimann, Shane	Released

## AUGUST 2018

8/1/2018	Poggi, Henry	Signed
8/1/2018	Matthews, Jordan	Released
8/2/2018	Theaker, Nate	Released
8/3/2018	Decker, Eric	Signed
8/6/2018	Mitchell, Malcolm	Released
8/22/2018	Britt, Kenny	Released
8/27/2018	Decker, Eric	Released
8/27/2018	Pleasant, Eddie	Released
8/27/2018	Farrow, Kenneth	Signed
8/27/2018	Maye, K.J.	Signed
8/27/2018	Muhammad, Khalfani	Signed
8/31/2018	Richards, Jordan	Traded to Atlanta
8/31/2018	Herron, Frank	Released
8/31/2018	Lewis, Ryan	Released
8/31/2018	Lucien, Devin	Released
8/31/2018	Muhammad, Khalfani	Released
8/31/2018	Turner, Paul	Released

## SEPTEMBER 2018

9/1/2018	Berrios, Braxton	Placed on Reserve/Injured
9/1/2018	John, Ulrick	Placed on Reserve/Injured
9/1/2018	Sam, Christian	Placed on Reserve/Injured
9/1/2018	Wynn, Isaiah	Placed on Reserve/Injured
9/1/2018	Atkins, John	Released
9/1/2018	Bojorquez, Corey	Released
9/1/2018	Bolden, Brandon	Released
9/1/2018	Bowanko, Luke	Released
9/1/2018	Croston, Cole	Released
9/1/2018	Etling, Danny	Released
9/1/2018	Farrow, Kenneth	Released
9/1/2018	Ferentz, James	Released
9/1/2018	Flowers, Marquis	Released
9/1/2018	Gillisle, Mike	Released
9/1/2018	Harris, Trent	Released
9/1/2018	Jones, Cyrus	Released
9/1/2018	King, Jason	Released
9/1/2018	Langi, Harvey	Released
9/1/2018	Lee, Eric	Released
9/1/2018	Maye, K.J.	Released
9/1/2018	McCarron, Riley	Released
9/1/2018	Moore, A.J.	Released
9/1/2018	Poggi, Henry	Released
9/1/2018	Schwenke, Brian	Released
9/1/2018	Tobin, Matt	Released
9/1/2018	Travis, Demarius	Released
9/1/2018	Tye, Will	Released
9/1/2018	Valentine, Vincent	Released
9/1/2018	Webb, Ralph	Released
9/1/2018	Wiltz, Jomal	Released
9/2/2018	Darboh, Amara	Claimed off Waivers (SEA)
9/2/2018	Hansen, Chad	Claimed off Waivers (NYJ)
9/2/2018	Izzo, Ryan	Placed on Reserve/Injured
9/2/2018	Croston, Cole	Signed to the practice squad
9/2/2018	Etling, Danny	Signed to the practice squad
9/2/2018	Ferentz, James	Signed to the practice squad
9/2/2018	Harris, Trent	Signed to the practice squad
9/2/2018	McCarron, Riley	Signed to the practice squad
9/2/2018	Valentine, Vincent	Signed to the practice squad
9/2/2018	Webb, Ralph	Signed to the practice squad
9/2/2018	Wiltz, Jomal	Signed to the practice squad
9/4/2018	Schwenke, Brian	Signed
9/4/2018	Darboh, Amara	Released
9/4/2018	Billingsley, Jace	Signed to the practice squad
9/4/2018	Smith, Eric	Signed to the practice squad
9/6/2018	McCarron, Riley	Signed from the practice squad
9/6/2018	Dawson Jr., Duke	Placed on Reserve/Injured
9/6/2018	Anderson, Stephen	Signed to the practice squad
9/10/2018	Hill, Jereemy	Placed on Reserve/Injured
9/10/2018	Hansen, Chad	Released
9/10/2018	McCarron, Riley	Released
9/12/2018	Barner, Kenjon	Signed
9/12/2018	Coleman, Corey	Signed
9/12/2018	Fowler III, Bennie	Signed
9/12/2018	Farrow, Kenneth	Signed to the practice squad
9/15/2018	Billingsley, Jace	Released from the practice squad
9/15/2018	Croston, Cole	Signed from the practice squad
9/15/2018	Fowler III, Bennie	Released
9/15/2018	McCarron, Riley	Signed to the practice squad
9/17/2018	Gordon, Josh	Acquired via Trade (Cleveland)
9/17/2018	Coleman, Corey	Released
9/18/2018	Billingsley, Jace	Signed to the practice squad
9/18/2018	McCarron, Riley	Placed on Reserve/Injured
9/19/2018	Jones, Cyrus	signed from Baltimore practice squad
9/19/2018	Barner, Kenjon	Released



# 2018 TRANSACTIONS

## SEPTEMBER 2018 (continued)

9/20/2018	Coleman, Corey	Signed to the practice squad
9/20/2018	Farrow, Kenneth	Released from the practice squad
9/26/2018	Barner, Kenjon	Signed
9/26/2018	Simon, John	Signed
9/26/2018	Bentley, Ja'Whaun	Placed on Reserve/Injured
9/26/2018	Burkhead, Rex	Placed on Reserve/Injured
9/26/2018	Jones, David	Signed to the practice squad
9/26/2018	Bilingsley, Jace	Released from the practice squad
9/29/2018	Coleman, Corey	Released from the practice squad

## OCTOBER 2018

10/4/2018	Edelman, Julian	Activated to the 53-man roster
10/4/2018	Barner, Kenyon	Released
10/6/2018	Jones, Cyrus	Released
10/8/2018	Barner, Kenyon	Signed
10/8/2018	Herron, Frank	Signed to the practice squad
10/8/2018	Munson, Calvin	Signed to the practice squad
10/8/2018	Valentine, Vincent	Released from the practice squad
10/8/2018	Webb, Ralph	Released from the practice squad
10/9/2018	Farrow, Kenneth	Signed to the practice squad
10/30/2018	Rowe, Eric	Placed on Reserve/Injured

## NOVEMBER 2018

11/3/2018	Ferentz, James	Signed from the practice squad
11/5/2018	Kamalu, Ufomba	Signed to the practice squad
11/6/2018	McClellan, Albert	Signed
11/6/2018	Melifonwu, Obi	Signed
11/6/2018	Schwenke, Brian	Placed on Reserve/Injured
11/6/2018	Croston, Cole	Released
11/6/2018	Grissom, Geneo	Released
11/6/2018	Farrow, Kenneth	Released from the practice squad
11/7/2018	Tobin, Matt	Signed
11/7/2018	Ferguson, Josh	Signed to the practice squad
11/8/2018	Croston, Cole	Signed to the practice squad
11/8/2018	Jones, David	Released from the practice squad
11/9/2018	Patterson, Damoun	Signed to the practice squad
11/9/2018	Ferguson, Josh	Released from the practice squad
11/13/2018	Dawson Jr., Duke	Activated to the 53-man roster
11/13/2018	Barner, Kenjon	Released
11/13/2018	Grigsby, Nicholas	Released
11/14/2018	Humber, Ramon	Signed
11/26/2018	Burkhead, Rex	Activated to the 53-man roster
11/26/2018	Tobin, Matt	Released



# PATRIOTS VS. BUFFALO BILLS

## SERIES HISTORY

The New England Patriots and Buffalo Bills will meet for the 118th time overall and for the second of two meetings in 2018. New England beat Buffalo, 25-6, on Monday Night Football at New Era Field on Oct. 29.

The Patriots will be looking for their 26th series sweep over the Bills, their second straight series sweep and their 14th series sweep since 2000.

New England holds a 73-43-1 edge in the series and have won 32 of the last 37 games between the clubs dating back to 2000.

The series between the AFC East rivals began in 1960 and the Patriots 73 wins over the Bills are their highest victory total over any opponent, nine more than they own over the New York Jets.

After seven straight series sweeps and 15 straight Patriots wins from 2003-10, Buffalo ended that streak with a 34-31 victory at Ralph Wilson Stadium in the first meeting between the teams in 2011. The 15-game win streak is tied for the fourth-longest winning streak over a single opponent in NFL history. The Patriots avenged that loss in the 2011 regular-season finale by overcoming a 21-0 first-quarter deficit and scoring 49 unanswered points en route to a 49-21 victory.

The teams have had many memorable matchups over the years, including a span from 1999 to 2001 where four-of-five contests were decided in overtime.

The Patriots first-ever playoff game was a 26-8 win over the Bills at Buffalo on Dec. 28, 1963. That remains their only postseason meeting.

## SERIES BREAKDOWN

<b>Home Record.....</b>	<b>37-21</b>
Record in Foxborough .....	31-16
Foxboro Stadium .....	17-14
Gillette Stadium.....	14-2
Record in Boston .....	6-5
<b>Road Record .....</b>	<b>36-22-1</b>
War Memorial Stadium.....	7-6-1
Ralph Wilson/Rich Stadium/New Era.....	29-16
Largest Margin of Victory.....	46 points (2007)
Largest Margin of Defeat .....	35 points (1970)
Longest Win Streak.....	15 games (2003-10)
Bill Belichick vs. Buffalo.....	32-7 (32-5 with NE)
Sean McDermott vs. New England.....	0-3

## QUICK HITS

- The Patriots have recorded 73 wins over the Bills, the most by the Patriots against any one opponent. The team New England has the next-most victories over is the Jets with 64.
- The Buffalo Bills snapped a streak of 13 straight home wins by the Patriots, including 12 straight wins by the Patriots at Gillette Stadium with their 17-9 win in the 2014 regular-season finale on Dec. 28, 2014.
- Bill Belichick has an 86-30 (.741) all-time regular-season record against the AFC East as head coach of the Patriots.

## STREAKING SUCCESS

The Patriots won 15 consecutive games against the Buffalo Bills from 2003 through 2010, tied for the fourth-longest winning streak over a single opponent in NFL history.

## LONGEST WIN STREAKS OVER A SINGLE OPPONENT

<b>Winner</b>	<b>Opponent</b>	<b>Consecutive Wins</b>
Miami	Buffalo	20
San Francisco	L.A./St. Louis Rams	17
Washington	Detroit	16
<b>New England</b>	<b>Buffalo</b>	<b>15</b>
Green Bay	Chicago Cardinals	15

## TALE OF THE TAPE

<b>2018 Regular Season</b>	<b>New England</b>	<b>Buffalo</b>
Record	9-5	5-9
Divisional Standings	1st	3rd
Total Yards Gained	5,530	4,108
Total Offense (Rank)	395.0 (5)	293.4 (31)
Rush Offense	116.6 (15)	124.7 (9)
Pass Offense	278.4 (6)	168.7 (31)
Points Per Game	26.7 (7)	15.4 (31)
Total Yards Allowed	5,218	4,091
Total Defense (Rank)	372.7 (23)	292.2 (2)
Rush Defense	116.2 (17)	104.8 (10)
Pass Defense	256.5 (23)	187.4 (1)
Points Allowed/Game	22.1 (13t)	23.8 (18t)
Possession Avg.	30:41	30:56
Sacks Allowed/Yards Lost	19/132	40/279
Sacks Made/Yards	26/206	31/184
Total Touchdowns Scored	43	22
Penalties Against/Yards	84/665	110/939
Punts/Avg.	54/45.7	73/43.5
Turnover Differential	+7 (11)	-8 (26t)

## BRADY BEATS BUFFALO

Tom Brady owns a 29-3 record against the Buffalo Bills. Brady's 29 wins against Buffalo are the most wins by a quarterback against a single opponent.

## MOST WINS BY A QB AGAINST AN OPPONENT

<b>Player</b>	<b>Opponent</b>	<b>Wins</b>
<b>Tom Brady .....</b>	<b>Buffalo .....</b>	<b>29</b>
<b>Tom Brady .....</b>	<b>N.Y. Jets .....</b>	<b>26</b>
Brett Favre .....	Detroit .....	26
Brett Favre .....	Chicago .....	23
Tom Brady.....	Miami.....	22
Dan Marino .....	Indianapolis .....	22
Ben Roethlisberger .....	Cincinnati .....	22
Ben Roethlisberger .....	Cleveland .....	22





# PATRIOTS vs. BUFFALO BILLS

## BRADY VS. BUFFALO

Tom Brady has led the Patriots to 29 regular-season victories over the Buffalo Bills, his highest victory total for a quarterback over any opponent. Additionally, Brady has thrown more touchdown passes (68) against Buffalo than any other team. He has 63 touchdown passes against the Dolphins and 50 against the Jets. Brady also has more 300-yard games (11) against Buffalo than any other NFL team. He has eight 300-yard games against Miami.

### TOM BRADY VS. BUFFALO (29-3)

DATE	H/A	A	C	YDS	%	TD	I	RT	W/L	SCORE
11/11/01	H	21	15	107	.714	1	1	78.9	W	21-11
12/16/01	A	35	19	237	.543	0	1	63.6	W(ot)	12-9
11/03/02	A	26	22	265	.846	3	0	147.6	W	38-7
12/08/02	H	27	15	183	.556	2	0	101.3	W	27-17
09/07/03	A	28	14	123	.500	0	4	22.4	L	0-31
12/27/03	H	32	21	204	.656	4	0	122.9	W	31-0
10/03/04	A	30	17	298	.567	2	0	112.9	W	31-17
11/14/04	H	35	19	233	.543	2	1	82.2	W	29-6
10/30/05	H	21	14	199	.667	1	0	113.9	W	21-16
12/11/05	A	38	29	329	.763	2	2	97.4	W	35-7
09/10/06	H	23	11	163	.478	2	1	82.3	W	19-17
10/22/06	A	27	18	195	.667	2	0	112.4	W	28-6
09/23/07	H	29	23	311	.793	4	0	150.9	W	38-7
11/18/07	A	39	31	373	.795	5	0	146.1	W	56-10
09/14/09	H	53	39	378	.736	2	1	97.8	W	25-24
12/20/09	A	23	11	115	.478	1	1	59.1	W	17-10
09/26/10	H	27	21	252	.778	3	0	142.6	W	38-30
12/26/10	A	27	15	140	.556	3	0	107.0	W	38-7
09/25/11	A	45	30	387	.667	4	4	86.1	L	31-34
01/01/12	H	35	23	338	.657	3	1	113.8	W	49-21
09/30/12	A	36	22	340	.611	3	0	120.1	W	52-28
11/11/12	H	38	23	237	.605	2	0	96.1	W	37-31
09/08/13	A	52	29	288	.558	2	1	76.4	W	23-21
12/29/13	H	24	14	122	.583	1	1	68.4	W	34-20
10/12/14	A	37	27	361	.730	4	0	129.6	W	37-22
12/28/14	H	16	8	80	.500	0	0	64.6	L	9-17
09/20/15	A	59	38	466	.644	3	0	105.6	W	40-32
11/23/15	H	39	20	277	.513	1	1	72.3	W	20-13
10/30/16	A	33	22	315	.667	4	0	137.0	W	41-25
12/03/17	A	30	21	258	.700	0	1	101.0	W	23-3
12/24/17	H	28	21	224	.750	2	1	106.8	W	37-16
10/29/18	A	45	29	324	.644	0	0	85.8	W	25-6
<b>Career Totals</b>		<b>1,058</b>	<b>681</b>	<b>8,112</b>	<b>.644</b>	<b>68</b>	<b>22</b>	<b>100.5</b>		<b>29-3</b>

## LAST MEETING: NEW ENGLAND 25, BUFFALO 6

### OCTOBER 29, 2018 • NEW ERA FIELD

	1	2	3	4	Final
New England Patriots	3	6	3	13	25
Buffalo Bills	0	3	3	0	6

The New England Patriots improved to 6-2 after earning their seventh straight win over the Buffalo Bills in a 25-6 victory at New Era Field on Monday Night Football.

The New England defense smothered the Buffalo offense, limiting their output to just two field goals. Buffalo did not drive closer than the New England 30-yard line. Tom Brady threw for over 300 yards, WR Julian Edelman had 104 yards receiving, RB James White had 10 receptions and DB Devin McCourty sealed the win with an 84-yard interception return for a touchdown with just over six minutes to play.

Brady finished 29-of-45 for 324 yards but was held without a touchdown pass for the first time all season. Edelman caught nine passes for 104 yards and White caught 10 passes for 79 yards. In addition to McCourty, LB Kyle Van Noy had a productive night with a two-sack performance. He forced a fumble on a 6-yard sack in the third quarter that was recovered by S Patrick Chung at the Buffalo 29-yard line. That helped set up a 25-yard field goal by K Stephen Gostkowski that gave New England a 12-6 lead.

Gostkowski connected on his first three field-goal attempts to give New England a 9-0 lead. After stalling on their first drive of the game, the Patriots next four drives of the first half reached Bills territory. Gostkowski finished four-of-five on field goal attempts, missing only a 50-yarder just before halftime.

Buffalo's K Stephen Hauschka connected on a 47-yard field goal in the second quarter and a 51-yarder in the third quarter for Buffalo's only scoring of the day.

The only Patriots offensive touchdown of the night came in the fourth quarter when White scored on a 1-yard run to finish a 10-play, 85-yard drive.

The play before McCourty's pick, Buffalo TE Jason Croon's one-handed diving touchdown catch was negated by a video review. The touchdown would have made it a one score game.

## CONNECTIONS

### NEW ENGLAND TIES

- Bills **G Vladimir Ducasse**, who spent the early part of his life in Haiti, moved to Stamford, Conn., at the age of 14. Shortly after, he began his football career playing for Stamford High School and went on to earn a scholarship at the University of Massachusetts, where he was a Division I-AA All-American.
- Bills **K Stephen Hauschka** is from Needham, Mass., and began his collegiate career at Middlebury College as a soccer and lacrosse player. He did not play a snap of football until he tried out for the team entering his junior year when he beat out the starting kicker for the job and began his career as a football player.
- Bills **defensive assistant Jim Salgado** had coaching stints Western Connecticut (1995), Boston University (1996-97) and Northeastern (2000-01, 2004).
- Buffalo **LB Julian Stanford** is from Bloomfield, Conn. and attended Bloomfield High School.
- Bills **defensive backs coach John Butler** was special teams coordinator/linebackers coach at Harvard from 2003-06.
- Buffalo **assistant offensive line coach Andrew Dees** coached at UMass as the running backs coach and recruiting coordinator in 2011.



# PATRIOTS AT BUFFALO BILLS

## CONNECTIONS

### WESTERN NEW YORK TIES

- Patriots **TE Rob Gronkowski** grew up in Williamsville, N.Y., and attended Williamsville North High School for three years before moving to Pittsburgh for his senior year.

### FORMER PATRIOTS

- Bills **offensive coordinator Brian Daboll** worked on the Patriots coaching staff for 11 seasons and won five rings in New England. In his first stint with the team from 2000-06, he worked as a defensive assistant (2000-01) and wide receivers coach (2002-06). He also coached tight ends for the Patriots from 2013-16, helping Rob Gronkowski win All-Pro Honors in 2014 and 2015.
- Bills **T Conor McDermott** was drafted by the Patriots in the sixth round of the 2017 NFL Draft. He spent the offseason and training camp at New England before being waived during roster cut downs.
- Buffalo **P Corey Bojorquez** signed with the Patriots as an undrafted free agent and spent the 2018 preseason with the team.
- Bills **CB Ryan Lewis** spent the 2017 season on the Patriots practice squad and played for the team in the 2018 preseason before being released in final roster cuts.
- The Patriots acquired Bills **G Ryan Groy** from the Bears in 2015 and he played for New England that preseason.

### FORMER BILLS

- Patriots **WR Chris Hogan** played for the Bills from 2012-15. Over his three seasons at Buffalo, he played in 48 games with six starts and tallied 87 receptions for 959 yards and six touchdowns.
- Patriots **CB Stephon Gilmore** was drafted by the Bills in the first round (10th overall) of the 2012 NFL Draft. In his five seasons with the team, he started 66 of 68 games played and accumulated 198 total tackles, 14 interceptions and 68 passes defended.
- Patriots **LB Ramon Humber** played for Buffalo from 2016-18 before being released and joining the Patriots. As a Bill, Humber played in 38 games and recorded one sack and 97 total tackles.

### FORMER NFL TEAMMATES

- Patriots **DL Lawrence Guy** was Ravens teammates with Bills **G Vladimir Ducasse** in 2016. During Guy's tenure at Baltimore, Bills **defensive coordinator Leslie Frazier**, **offensive line/running game coordinator Juan Castillo** and **defensive quality control coach John Egorugwu** were also on the Ravens coaching staff.
- Buffalo **defensive coordinator Leslie Frazier** was a defensive coordinator and assistant head coach at Minnesota when Patriots **wide receivers coach Chad O'Shea** was an offensive assistant/wide receivers coach and **defensive line coach Brendan Daly** was a defensive assistant/defensive line coach from 2007-08. Frazier was also head coach for the Vikings in 2013 when Patriots **WR Cordarrelle Patterson** played at Minnesota and Daly coached the defensive line.
- Patriots **DE Adrian Clayborn** played at Tampa Bay when Bills **defensive coordinator Leslie Frazier** worked in the same role for the Buccaneers in 2014.
- Patriots **director of pro personnel Dave Ziegler** worked in the scouting department at Denver when Bills **S Rafael Bush** played for the Broncos in 2011.
- Patriots **LB Kyle Van Noy** played at Detroit with Bills **S Rafael Bush** and **TE Logan Thomas** in 2016.
- Bills **K Stephen Hauschka** played for the Broncos in 2010 when Patriots **offensive coordinator/quarterbacks Josh McDaniels** was the head coach and **director of pro personnel Dave Ziegler** worked in the scouting department at Denver.
- Bills **S Jordan Poyer** played with Patriots **QB Brian Hoyer** and **DL Danny Shelton** at Cleveland. Bills **safeties coach Bobby Babich** was also an assistant coach on the Browns' defensive staff during that time and coached Patriots **WR Josh Gordon**.
- Bills **wide receivers coach Terry Robiskie** was offensive coordinator at Tennessee in 2016 when Patriots **DB Jason McCourty** played for the Titans.

## CONNECTIONS

- Patriots **DL Lawrence Guy** played with Bills **T/G Jeremiah Sirles** on the Chargers in 2014.
- New England **DE Adrian Clayborn** played with Bills **FB Patrick DiMarco** at Atlanta from 2015-16. Bills **wide receivers coach Terry Robiskie** was assistant head coach and wide receivers coach for the Falcons at the time.
- Patriots **WR Cordarrelle Patterson** played with Bills **G Vladimir Ducasse** at Minnesota in 2014.
- Patriots **TE Dwayne Allen** and **DL Lawrence Guy** were with the Colts when Bills **DE Jerry Hughes** played at Indianapolis in 2012.
- Bills **defensive backs coach John Butler** coached the Houston secondary when Patriots **QB Brian Hoyer** and **DE John Simon** played for the Texans. Simon also played with Bills **CB Denzel Rice** at Houston in 2016.
- Bills **LB Julian Stanford** played with Patriots **LB Kyle Van Noy** and **OL LaAdrian Waddle** at Detroit.
- Patriots **LB Kyle Van Noy** played with Bills **TE Khari Lee** at Detroit in 2016.
- Patriots **WR Cordarrelle Patterson** played on the Vikings offense with Bills **T/G Jeremiah Sirles** from 2015-16.
- Bills **defensive coordinator Leslie Frazier** was the defensive coordinator and later the head coach at Minnesota and worked with Patriots **defensive line coach Brendan Daly** (2007-08, 2012-13) and **wide receivers coach Chad O'Shea** (2007-08).
- Patriots **DL Lawrence Guy** played at San Diego from 2013-14 when Bills **assistant offensive line coach Andrew Dees** worked in the same role for the Chargers.

### FORMER COLLEGE TEAMMATES

- Patriots **offensive coordinator/quarterbacks coach Josh McDaniels** worked as a graduate assistant at Michigan State in 1999 while Bills **offensive coordinator Brian Daboll** worked in the same role for the Spartans.
- Patriots **WR Julian Edelman** played at Kent State when Bills **safeties coach Bobby Babich** was a graduate assistant/cornerbacks coach in 2006.
- Patriots **TE Jacob Hollister** played for Wyoming with Bills **QB Josh Allen** (2015-16) and **DE Eddie Yarbrough** (2014-15).
- Bills **TE Isaiah McKenzie** played for Georgia with Patriots **C David Andrews** (2014) and **RB Sony Michel** (2014-16).
- Patriots **CB Stephon Gilmore** and Bills **FB Patrick DiMarco** played together at South Carolina from 2009-10.
- Patriots **WR Cordarrelle Patterson** shared the field with Bills **TE Jason Croom** at Tennessee in 2012.
- Bills **defensive backs coach John Butler** was special teams coordinator/outside linebackers coach at South Carolina in 2011 when Patriots **CB Stephon Gilmore** played for the Gamecocks.
- New England **P Ryan Allen** played with Buffalo **S Jordan Poyer** at Oregon State in 2009.
- Patriots **OL Marcus Cannon** played with Bills **DE Jerry Hughes** at TCU from 2008-09.
- Bills **G Ryan Groy** blocked for Patriots **RB James White** at Wisconsin from 2010-13. Patriots **consultant to the head coach Bret Bielema** was head coach of the Badgers at the time.
- Patriots **OL Joe Thuney** played for at N.C. State while Bills **offensive assistant Shea Tierney** was an offensive graduate assistant for the Wolfpack at the time.
- Patriots **P Ryan Allen** and Bills **T Jordan Mills** were teammates at Louisiana Tech from 2010-12.
- Patriots **tight ends coach Nick Caley** was the secondary coach and Bills **assistant special teams coach Matthew Smiley** was the special teams coordinator at Eastern Illinois in 2012.
- Bills **S Micah Hyde** played with Patriots **DE Adrian Clayborn** at Iowa.
- Patriots **DL Adam Butler** played for Vanderbilt in 2014 when Bills **offensive quality control/assistant quarterbacks coach Marc Lubick** coached the wide receivers.



# PATRIOTS WHAT TO LOOK FOR THIS WEEK

## TEAM

### IF THE PATRIOTS WIN...

- The Patriots will clinch the 2018 AFC East title, extending their own NFL record to 10-straight division titles (2009-18). It will be the team's 18th division title since Robert Kraft purchased the team in 1994.

### DIVISION CHAMPIONSHIPS SINCE 1994

New England.....	17
Pittsburgh.....	13
Green Bay.....	12
Indianapolis.....	10

- The Patriots will earn their 15th division title since realignment in 2002, which is the most in the NFL during that span. Green Bay and Indianapolis are tied for second with nine division titles since 2002.
- The Patriots will qualify for the playoffs for the 26th time in the team's 59-year history, with 20 of those playoff berths coming in Robert Kraft's 25 seasons of ownership, compared to the team's six playoff appearances in the team's prior 34 years of existence.
- The Patriots will secure a playoff appearance for an NFL record 10th-straight season (2009-18). They are currently tied with Dallas (1975-83) and Indianapolis (2002-10) for the most consecutive playoff berths in NFL history with nine. The Patriots are the only team in the NFL to have made the playoffs in each of the last nine seasons.

### MOST CONSECUTIVE PLAYOFF SEASONS IN NFL HISTORY

Team	Seasons	Years
New England Patriots.....	9	2009-17
Dallas Cowboys.....	9	1975-83
Indianapolis Colts.....	9	2002-10
Green Bay Packers.....	8	2009-16
Pittsburgh Steelers.....	8	1972-79
Los Angeles Rams.....	8	1973-80
Dallas Cowboys.....	8	1966-73
San Francisco 49ers.....	8	1983-90
Houston Oilers.....	7	1987-93
San Francisco 49ers.....	7	1992-98

- New England will earn its 10th win of the year, tying San Francisco (1983-98) for the most consecutive seasons with at least 10 wins with 16.
- The Patriots will seal their 12th-straight win at home, matching the franchise's fourth-longest home win streak in Patriots history.

### LONGEST HOME WINNING STREAK/PATRIOTS HISTORY (REGULAR SEASON ONLY)

Streak	First Win	Last Win
20.....	Dec. 21, 2008.....	Oct. 16, 2011
18.....	Dec. 29, 2002.....	Sept. 8, 2005
16.....	Dec. 30, 2012.....	Dec. 28, 2014
12.....	Nov. 26, 2006.....	Sept. 7, 2008
11.....	Oct. 22, 2017.....	Present
10.....	Sept. 18, 1976.....	Oct. 30, 1977

- The Patriots own an NFL-best record of 84-24 (.778) in regular-season division games since 2001 and can improve that mark with a win against the Bills.

### NFL'S TOP DIVISIONAL RECORDS SINCE 2001

Team	W	L	T	Pct.
New England	84	24	0	.778
Pittsburgh	78	32	1	.707
Indianapolis	75	34	0	.688
Green Bay	72	35	2	.670

### AFC EAST DIVISIONAL RECORDS SINCE 2001

Team	W	L	T	Pct.	Div. Titles	Years
New England	84	24	0	.778	15	2001, 03-07, 09-17
N.Y. Jets	48	61	0	.440	1	2002
Miami	47	62	0	.431	1	2008
Buffalo	39	69	0	.361	0	---

## TEAM

### IF THE PATRIOTS WIN... (CONT'D)

- They will improve its record to 43-7 (.860) against division opponents at home since Gillette Stadium opened.

### HOME RECORD VS. DIVISIONAL OPPONENTS SINCE 2002

Team	W	L	T	Pct.
New England	42	7	0	.857
Indianapolis	41	10	0	.804
Pittsburgh	38	13	0	.745
Green Bay	35	13	2	.719
Seattle	35	15	0	.700

- And hold the advantage at the half, the Patriots will improve to 93-1 all-time at Gillette Stadium when leading at halftime.
- The Patriots will continue to improve their winning percentage versus division opponents from November until the end of the season since realignment in 2002.

### TOP LATE-SEASON WINNING PERCENTAGE VS. DIVISION OPPONENTS SINCE 2002

Team	W	L	T	Pct.
New England	43	13	0	.768
Indianapolis	44	16	0	.733
Pittsburgh	46	18	0	.719
Green Bay	41	21	1	.659
Seattle	37	21	0	.638

- The Patriots will improve to 108-31 (.777) since 2001 on or after Thanksgiving (regular and postseason). That is the best record in the NFL during that time by more than 20 wins.

### BEST RECORDS ON OR AFTER THANKSGIVING SINCE 2001 (INCLUDING PLAYOFFS)

Team	W	L	T	Pct.
New England	107	31	0	.775
Pittsburgh	86	40	0	.683
Green Bay	77	49	0	.611
Indianapolis	74	49	0	.602
Seattle	74	50	0	.597

### WHAT TO LOOK FOR...

- With 26 points against the Bills, the Patriots will extend their NFL record to 12 straight seasons with at least 400 total points (2007-18). The Chargers previously held the record by scoring at least 400 points in eight straight seasons from 2004-11. The 2018 Patriots are currently seventh in the NFL with 374 points.
- The Patriots have the fifth-ranked offense in the league entering Week 16, while the Bills have the second-ranked defense. Most notably, the Bills defense has allowed just 187.4 yards passing per game, the best in the league, while the Patriots offense is averaging 278.4 yards through the air, which is sixth in the league.
- Through 13 games, the Patriots are averaging 28.6 yards per kickoff return, which is second-best in the league. The special teams unit is on pace to finish the season with the best kickoff return average in the Bill Belichick era. The current best mark under Belichick is 26.8 yards per kickoff return in 2006.
- The Patriots defense has not allowed a 300-yard passer in seven-straight games.
- In 2017, the Patriots limited opponents to eight or fewer fourth-quarter points in 14-of-16 games. They have continued that trend in 2018, holding opposing teams below eight points in the fourth quarter for 12-of-14 games, including fourth-quarter shutouts in four games.





# PATRIOTS WHAT TO LOOK FOR THIS WEEK

## BILL BELICHICK

### IF THE PATRIOTS WIN...

- Bill Belichick will claim his 10th consecutive division title and his 16th division title overall, both NFL records. In consecutive division titles, four other coaches are tied for second with six-straight division crowns. For overall division titles, Don Shula and Tom Landry are tied for second with 13 division crowns.
- Bill Belichick will earn his 16th straight 10-win season, extending his own NFL record. George Seifert is second with eight 10-win seasons (1989-96).
- Bill Belichick will qualify for the postseason for the 17th time as a head coach, a mark that ranks third in NFL history behind the 19 by Don Shula and 18 by Tom Landry.
- Bill Belichick will break a tie with Tom Landry for second-most wins against division opponents amongst all head coaches since 1970.

### HEAD COACHES WITH THE MOST WINS AGAINST DIVISION OPPONENTS SINCE 1970

Head Coach	Team(s)	Division Wins
Don Shula	MIA	132
<b>Bill Belichick</b>	<b>CLE/NE</b>	<b>101</b>
Tom Landry	DAL	101

- Bill Belichick will improve his all-time regular season record against the AFC East as head coach of the Patriots to 87-30 (.744) and improve his mark against the Bills to 32-5 (.864), which is the most number of wins for Belichick against any team in the NFL.

## TOM BRADY

### IF THE PATRIOTS WIN...

- Tom Brady will lead the Patriots to their 10th-straight division title, an NFL record for a quarterback. It will also be Brady's 16th division title overall, also an NFL record.

### MOST CONSECUTIVE DIVISION TITLES BY A STARTING QB

Player	Team	Consecutive Division Titles (Years)
<b>Tom Brady</b> .....	<b>New England</b> .....	<b>9 (2009-2017)</b>
Terry Bradshaw.....	Pittsburgh.....	6 (1974-1979)
Fran Tarkenton.....	Minnesota.....	6 (1973-1978)

### NFL RECORD FOR MOST DIVISION TITLES

<b>Tom Brady</b> .....	<b>15</b>
Peyton Manning.....	12
Joe Montana.....	9
Brett Favre.....	8
Terry Bradshaw.....	7
John Elway.....	7

- Tom Brady will lead the Patriots to his 16th 10-win season as a starter. Peyton Manning is second with 14 10-win seasons in the Super Bowl era.
- Tom Brady will earn his 233rd career victory. He is currently second in NFL history behind Adam Vinatieri's 233 wins entering Week 16.

### MOST CAREER WINS IN NFL HISTORY (REGULAR AND POSTSEASON)

Player	Wins
Adam Vinatieri	233
<b>Tom Brady</b>	<b>232</b>
George Blanda	218
Jerry Rice	211

## TOM BRADY

### IF THE PATRIOTS WIN... (CONT'D)

- It will also mark the 206th regular-season win of Tom Brady's career. He is currently in third place for most regular-season wins in NFL history.

### MOST REGULAR-SEASON WINS IN NFL HISTORY

Player	Wins
Adam Vinatieri	213
George Blanda	209
<b>Tom Brady</b>	<b>205</b>
Gary Anderson	201

- In his 100th career divisional game as a starter, Tom Brady will earn his 80th victory against the AFC East, improving his mark to 80-20 (.800). By contrast, of the 31 other quarterbacks that started in Week 13, 25 of them have yet to win 80 regular-season games total.
- Tom Brady will earn his 30th regular-season victory against the Buffalo Bills, improving his record as a starter to 30-3 (.909). He is the only quarterback in NFL history to have more than 20 wins against three different teams.

### MOST WINS BY A STARTING QUARTERBACK AGAINST AN OPPONENT

Player	Wins	Opponent
<b>Tom Brady</b>	<b>29</b>	<b>Buffalo</b>
<b>Tom Brady</b>	<b>26</b>	<b>N.Y. Jets</b>
Brett Favre	26	Detroit
Brett Favre	23	Chicago
Ben Roethlisberger	23	Cleveland
<b>Tom Brady</b>	<b>22</b>	<b>Miami</b>
Dan Marino	22	Indianapolis
Ben Roethlisberger	22	Cincinnati

### WHAT TO LOOK FOR...

- With 21 yards passing against the Bills, Tom Brady will reach 4,000 yards passing this season, marking the 10th time in his career that he has reached the milestone, the third-most in NFL history.

### ALL-TIME 4,000 YARD PASSING SEASONS

Peyton Manning.....	14
Drew Brees.....	12
<b>Tom Brady</b> .....	<b>9</b>
Philip Rivers.....	9

- The Patriots are currently 37-0 at home against AFC teams with Tom Brady and Julian Edelman in the lineup together.

## JULIAN EDELMAN

### WHAT TO LOOK FOR...

- With three receptions, Julian Edelman (488) will move past Ben Coates (490) for fifth all-time on the Patriots receiving leaders list.

## TREY FLOWERS

### WHAT TO LOOK FOR...

- Trey Flowers has 6½ sacks on the year and needs one more to set a new career high. His personal best in a season is seven in 2016.
- Through 14 games, Trey Flowers leads the team with 6½ sacks. If he finishes the season as the team's sack leader, he will become the seventh player in team history to lead the team in sacks for at least three consecutive seasons.



# PATRIOTS WHAT TO LOOK FOR THIS WEEK

## STEPHON GILMORE

### WHAT TO LOOK FOR...

- Through 14 games, Stephon Gilmore is second in the NFL with 18 passes defended on the season, which equals his career best in 2015.

## ROB GRONKOWSKI

### WHAT TO LOOK FOR...

- Rob Gronkowski has 7,837 receiving yards, eighth all-time among NFL tight ends, and needs 143 yards to move into the top five among all tight ends in NFL history.
- With one touchdown reception from Tom Brady, Gronkowski and Brady will tie Dan Marino and Mark Clayton for fourth-most touchdown connections in NFL history.

### MOST TOUCHDOWN CONNECTIONS IN NFL HISTORY

Quarterback	Receiver	Team	TD Connections
Peyton Manning	Marvin Harrison	IND	112
Philip Rivers	Antonio Gates	SD/LAC	89
Steve Young	Jerry Rice	SF	85
Dan Marino	Mark Clayton	MIA	79
<b>Tom Brady</b>	<b>Rob Gronkowski</b>	<b>NE</b>	<b>78</b>
Drew Brees	Marques Colston	NO	72
Ben Roethlisberger	Antonio Brown	PIT	72

- With one touchdown catch against the Bills, Rob Gronkowski will record the 80th receiving touchdown in his career in 114 games. That would be the fifth fastest in NFL history to 80 touchdown catches, behind Jerry Rice (93 games), Don Hutson (96), Randy Moss (98) and Lance Alworth (103).

## DURON HARMON

### WHAT TO LOOK FOR...

- Duron Harmon has four interceptions this season, matching his career high set in 2017. With one interception against the Bills, he will set a new personal best in a season.
- Duron Harmon has 12 interceptions in the fourth quarter since 2013 when he entered the league (including postseason), which is the most in the NFL during that time.

## BRANDON KING

### WHAT TO LOOK FOR...

- Brandon King has 12 special teams tackles in 2018, which matches his career high set during his rookie season in 2015. With one special teams tackle, he will set a new career mark.

## DEVIN MCCOURTY

### WHAT TO LOOK FOR...

- With one interception, Devin McCourty (21) will tie Asante Samuel (22) and move into the top 10 for most interceptions all-time in franchise history. McCourty is already in the top 10 on the team's interception return yardage leaders list, ranking eighth with 382 return yards.

## SONY MICHEL

### WHAT TO LOOK FOR...

- If Sony Michel records a 100-yard rushing game against the Bills, it will be the fourth such game for him this year. He will become the first Patriots rookie running back to reach that mark since Robert Edwards in 1998. Curtis Martin holds the franchise record with nine 100-yard rushing games in his rookie season (1995).

### PATRIOTS ROOKIE RBs WITH MULTIPLE 100-YARD GAMES

Player	Year	100-Yard Games
Curtis Martin	1995	9
John Stephens	1988	5
Robert Edwards	1998	4
<b>Sony Michel</b>	<b>2018</b>	<b>3</b>

## CORDARRELLE PATTERSON

### WHAT TO LOOK FOR...

- With one rushing touchdown, Cordarrelle Patterson will take sole possession of sixth place in NFL history for most rushing touchdowns by a wide receiver. Patterson is currently tied with Frank Jackson with seven rushing touchdowns.
- With one kickoff return for a touchdown, Cordarrelle Patterson will join Raymond Clayborn (3 - 1977), Kevin Faulk (2 - 2002) and Brandon Tate (2 - 2010) as the only players in Patriots history to have multiple kickoffs returned for touchdowns in a season.
- With one kickoff return for a touchdown, Patterson will move into sole possession of third place all-time for most kickoff return touchdowns in NFL history with seven in his career.

### MOST KICKOFF RETURN TDS IN NFL HISTORY

Player	TDS	Years Played
Josh Cribbs	8	2005-14
Leon Washington	8	2006-14
<b>Cordarrelle Patterson</b>	<b>6</b>	<b>2013-18</b>
Mel Gray	6	1986-97
Dante Hall	6	2000-08
Ollie Matson	6	1952-66
Gale Sayers	6	1965-71
Travis Williams	6	1967-71

## JAMES WHITE

### WHAT TO LOOK FOR...

- James White, who is averaging nearly six receptions per game, is on pace to reach 92 receptions on the season. In doing so, he would become just the ninth running back in NFL history to record 90 or more catches in a season. Entering Week 16, White has 81 catches for 699 yards and six touchdowns, all single-season career high totals. The reception and receiving yard totals represent and new franchise records for his position and he is one touchdown reception shy of tying Larry Garron (7 in 1964) for most receiving touchdowns by a Patriots running back in a single season.

### MOST SINGLE-SEASON CATCHES BY A RUNNING BACK

Player	Team-Year	Receptions
Matt Forte	CHI - 2014	102
Larry Centers	ARI - 1995	101
LaDainian Tomlinson	SD - 2003	100
Larry Centers	ARI - 1996	99
Christian McCaffrey	CAR-2018	94
Roger Craig	SF - 1985	92
Charlie Garner	OAK - 2002	91
Steven Jackson	STL - 2006	90
Brian Westbrook	PHI - 2007	90



# LAST GAME PATRIOTS AT STEELERS

## PITTSBURGH 17, NEW ENGLAND 10

DECEMBER 16, 2018 • HEINZ FIELD

	1	2	3	4	Final
New England Patriots	7	0	3	0	10
Pittsburgh Steelers	7	7	0	3	17

The New England Patriots missed a chance to clinch their 10th straight AFC East title when QB Tom Brady's pass into the end zone was knocked down by S Morgan Burnett with 14 seconds left to secure a Pittsburgh Steelers 17-10 win at Heinz Field. The win snapped New England's five-game win streak over Pittsburgh.

The Patriots were flagged 14 times for 106 yards, failed to score a touchdown on three red zone visits, were three-of-10 on third down and gave up 142 yards rushing to RB Jaylen Samuels.

The Patriots had a chance to take the lead in the fourth quarter. Down 14-10, New England faced a first-and-goal from Pittsburgh's 5-yard line. A holding penalty pushed the ball back to the 15-yard line and two plays later Brady attempted to throw the ball away after a heavy rush but instead was intercepted by CB Joe Haden to end the scoring threat.

Pittsburgh responded with a 13-play, 66-yard drive that culminated with a 48-yard field goal right before the two minute warning to give Pittsburgh a 17-10 lead. The Steelers converted two third-downs on the drive, including a 20-yard pass to Samuels on a third-and-9 from Pittsburgh's 26-yard line.

New England got the ball back with 2:30 to play and a 34-yard pass from Brady to WR Julian Edelman helped get the Patriots into Pittsburgh territory. The Patriots reached the 11-yard line but a holding call pushed the offense back to the 21-yard line and the offense failed to reach the end zone on three ensuing plays.

Pittsburgh opened the game with an 11-play, 75-yard drive that ended with a 5-yard touchdown pass from QB Ben Roethlisberger to TE Vance McDonald. The Patriots answered on their first possession when Brady connected with WR Chris Hogan on a 63-yard touchdown that tied the game at 7. That play marked the longest play from scrimmage for the Patriots so far this season.

Pittsburgh started a drive at their own 8-yard line late in the first quarter and moved 92 yards on eight plays before Roethlisberger connected with WR Antonio Brown on a 17-yard touchdown for a 14-7 lead in the second quarter.

Pittsburgh squandered a scoring opportunity in the third quarter after facing a first-and-goal from the New England 4-yard line. An intentional grounding call against Pittsburgh forced them to try a 32-yard field goal that sailed wide to the right to keep it a one-score game.

The Patriots took over and moved to the Pittsburgh 15-yard line before being forced to settle for a 33-yard field goal to make it 14-10 Pittsburgh heading into the fourth quarter.

## TEAM NOTES

- Brady becomes the fourth QB to reach 70,000 career passing yards.
- 63-yard touchdown pass from Brady to Hogan is the longest play of 2018.
- Brady tied with Brees for most 50-yard TD passes since 2001.
- James White sets team mark for most receptions and yards by a RB in a single season.
- Harmon has five interceptions in five regular-season games against Pittsburgh.

## SEASON-LONG PLAY

WR Chris Hogan scored on a 63-yard touchdown pass from QB Tom Brady in the first quarter for the longest play from scrimmage for the Patriots in 2018. The longest plays prior to Sunday were three 55-yard passes: a 55-yard touchdown pass from Brady to WR Cordarrelle Patterson vs. Miami on Sept. 30, a 55-yard touchdown pass to WR Josh Gordon vs. Green Bay on Nov. 4 and a 55-yard completion to Gordon at Chicago on Oct. 21.

## INDIVIDUAL NOTES

### BRADY REACHES 70K PASSING YARDS

Brady became the fourth quarterback in NFL history to reach 70,000 regular-season passing yards. He entered the game with 69,859 yards and needed 141 yards to reach the milestone. He reached the mark on an 8-yard completion to RB Rex Burkhead in the third quarter. He passed for 279 yards and now has 70,138 passing yards.

### MOST PASSING YARDS IN NFL HISTORY (REGULAR SEASON)

Player	Team(s)	Passing Yards
Drew Brees	SD/NO	74,111
Peyton Manning	IND/DEN	71,940
Brett Favre	GB/NYJ/MIN	71,838
Tom Brady	New England	70,138
Dan Marino	Miami	61,361

### BRADY TIES MANNING FOR CAREER STARTS

Brady started his 265th regular-season game, tied with Peyton Manning for the second-most starts by an NFL quarterback.

### MOST STARTS BY A QUARTERBACK (REGULAR SEASON)

Player	Team(s)	Starts
Brett Favre	GB/NYJ/MIN	298
Tom Brady	New England	265
Peyton Manning	IND/DEN	265
Drew Brees	SD/NO	262
Dan Marino	Miami	240

### BRADY TIES ROAD TOUCHDOWN PASSES RECORD

QB Tom Brady's 63-yard touchdown pass to WR Chris Hogan was the 262nd touchdown pass of his career on the road, tying Peyton Manning for the most road touchdown passes in NFL history.





# LAST GAME PATRIOTS AT STEELERS

## BRADY IN FOR THE LONG HAUL

Tom Brady threw his third 50-plus yard touchdown pass of the season on a 63-yard scoring strike to WR Chris Hogan in the first quarter. Brady threw a 55-yard touchdown pass to WR Josh Gordon vs. Green Bay on Nov. 4 and a 55-yard touchdown pass to WR Cordarrelle Patterson vs. Miami on Sept. 30. Brady also had a 55-yard completion to Gordon at Chicago on Oct. 21. He is tied with Drew Brees for most touchdown passes of 50-plus yards since 2001.

### MOST PASSING TOUCHDOWNS OF 50-PLUS YARDS - SINCE 2001

Player	Team(s)	50+ TD Passes
Tom Brady	New England	43
Drew Brees	SD/NO	43
Eli Manning	N.Y. Giants	39
Aaron Rodgers	Green Bay	36
Peyton Manning	IND/DEN	35
Tony Romo	Dallas	35

## WHITE BREAKS RECEPTIONS RECORD

RB James White caught five passes to push his 2018 total to 81 receptions, the most by a New England running back in a single season. White now owns three of the top six single-season reception totals in team history.

### MOST RECEPTIONS IN A SEASON BY A PATRIOTS RB

Player	Year	Receptions
James White	2018	81
Tony Collins	1986	77
Leroy Thompson	1994	65
James White	2016	60
Kevin Faulk	2008	58
James White	2017	56

## WHITE BREAKS RECEIVING YARDS RECORD

RB James White had 25 receiving yards to push his 2018 total to 699, the most by a Patriots running back in a single season.

### MOST RECEIVING YARDS IN A SEASON BY A PATRIOTS RB

Player	Year	Receiving Yards
James White	2018	699
Tony Collins	1986	684
James White	2016	551

## HOGAN GOES LONG

WR Chris Hogan scored on a 63-yard touchdown pass from QB Tom Brady in the first quarter for the longest play of the season for the New England offense. Brady had a 55-yard touchdown pass to WR Cordarrelle Patterson vs. Miami on Sept. 30, a 55-yard touchdown pass to WR Josh Gordon vs. Green Bay on Nov. 4 and a 55-yard completion to WR Josh Gordon at Chicago on Oct. 21. Hogan now has two touchdowns of 60 or more yards. He had a career long 79-yard touchdown reception from Brady vs. Baltimore on Dec. 12, 2016.

## HARMON PICKS ON PITTSBURGH

DB Duron Harmon intercepted Pittsburgh passes in the second quarter and in the fourth quarter. Harmon now has five interceptions in five regular-season games against Pittsburgh, tied for the most interceptions against a single opponent since 2013. He also has five interceptions against Miami since 2013.

### MOST INTERCEPTIONS AGAINST A SINGLE OPPONENT (SINCE 2013)

Player	Opponent	Interceptions
Duron Harmon	Pittsburgh	5
Duron Harmon	Miami	5
Reggie Nelson	Pittsburgh	5
*13 tied at 4		

## HARMON NETS FIRST TWO-PICK PERFORMANCE

Harmon intercepted passes in the second and fourth quarters for his first career two-interception game. He is the first Patriots player with two picks in a game since Malcolm Butler had two vs. NY Jets on Dec. 24, 2016.

## LINEUP NOTES


## TE ALLEN RETURNS TO ACTION

TE Dwayne Allen returned to action after missing the last three games due to injury.



# PATRIOTS PROJECTED CONTRIBUTORS: OFFENSE

**QB 12**



**TOM BRADY | 6-4 | 225 | MICHIGAN**

- 19th season; a 13-time Pro Bowler and five-time champion.
- Has the most overall passing yards (80,364) and TDs (583).
- All-time winningest QB with 232 career victories.


**RB 28**



**JAMES WHITE | 5-10 | 205 | WISCONSIN**

- Plays a key role in both rushing and receiving and has most receiving TDs by a running back since 2015 with 18.
- Holds three SB records with receptions (14), points (20) and TDs (three).
- Named a captain for the first time in 2018.

**RB 26**



**SONY MICHEL | 5-11 | 215 | GEORGIA**

- Finished his career third on Georgia's all-time rushing list with 3,638 yards rushing.
- Named a team captain as a junior and senior.
- Has three NFL 100-yard games so far in 2018.

**WR 15**



**CHRIS HOGAN | 6-1 | 210 | MONMOUTH**

- Played lacrosse at Penn State for four seasons before transferring.
- Played for Buffalo from 2012-15 before joining New England in 2016.
- Scored a career-high five TDs in 2017 despite only playing in nine games.

**WR 11**



**JULIAN EDELMAN | 5-10 | 198 | KENT STATE**

- Converted college quarterback drafted by New England in the seventh round of the 2009 draft.
- 488 career receptions are sixth-most in team history.
- 6.4 receptions per game, fifth-highest since 2015..


**WR 10**



**JOSH GORDON | 6-3 | 225 | BAYLOR**

- The only player in NFL history with consecutive 200-yard receiving performances. Achieved the feat in 2013 with 237 receiving yards vs. Pittsburgh (11/24) and 261 yards vs. Jacksonville (12/1).
- Became the 71st different player to catch a touchdown pass from Tom Brady, an NFL record.


**TE 87**



**ROB GRONKOWSKI | 6-6 | 268 | ARIZONA**

- Leads the NFL with 79 touchdown receptions since 2010.
- Brady has found him for 78 touchdowns, second-most in QB/TE history.
- Most 10-plus TD seasons by an NFL TE in league history with five.

**T 77**



**TRENT BROWN | 6-8 | 380 | FLORIDA**

- Played for the 49ers from 2015-17 before being traded to the Patriots.
- Started each of the 40 games he appeared in the past three seasons.
- Bill Belichick has referred to him as the biggest player he's ever coached.


**G 62**



**JOE THUNEY | 6-5 | 308 | N.C. STATE**

- *USA Today* First-Team All-American while at N.C. State.
- Drafted by New England in the third round (78th overall) in 2016.
- Has started all 46 regular-season games and six postseason games.

**C 60**



**DAVID ANDREWS | 6-3 | 300 | GEORGIA**

- Earned a starting job in his rookie year and has started 55-of-58 games.
- Nephew of long-time NFL head coach and player Dan Reeves.
- Named a team captain for the second consecutive season in 2018.

**G 69**



**SHAQ MASON | 6-1 | 310 | GEORGIA TECH**

- Full name is Shaquille Olajuwon Mason after Shaquille O'Neal and Hakeem Olajuwon.
- Has started 53-of-58 regular-season games since joining the team.

**T 61**




**MARCUS CANNON | 6-6 | 335 | TCU**

- Made 52 regular-season starts.
- A two-time SB Champion and named to 2016 AP All-Pro Second Team.
- Lettered in both football and track and field at TCU.

**PHILLIP DORSETT | 5-10 | 210**


**WR 13**



- Fourth-year player out of the University of Miami.
- Joined New England in 2017 after a trade from Indianapolis, totaling 12 catches for 194 yards.
- Had career-high seven receptions in 2018 season opener.

**CORDARRELLE PATTERSON | 6-2 | 228**

**WR 84**



- Sixth-year pro has spent career with Vikings (2013-16) and Raiders (2017).
- Had a 55-yard TD reception vs. Miami (9/30).
- Has four touchdown runs of 40 or more yards.

**JAMES DEVELIN | 6-3 | 255**

**FB 46**



- Played at Brown as a defensive end before converting to offense while playing in the Arena Football League.
- In 2017, he became the first Patriots fullback since Sam Cunningham in 1978 to earn Pro Bowl honors.
- Spent time in the AFL and on the Cincinnati practice squad for two seasons before working his way onto the Patriots 53-man roster in 2012.
- Notched his first career multi-score game in a Week 13 win vs. MIN



# PATRIOTS PROJECTED CONTRIBUTORS: DEFENSE


**DE 98**



## TREY FLOWERS | 6-2 | 265 | ARKANSAS

- Led the team in sacks each of the last two seasons and leads in 2018 with 6½.
- Started all 14 games he played in 2017 with 6½ sacks and 62 tackles.
- Notched a team-high nine tackles in the 2017 AFC Championship game.
- Finished his career at Arkansas as the active SEC leader in tackles for loss.

**DT 93**



## LAWRENCE GUY | 6-4 | 315 | ARIZONA STATE

- Started all but one game in his first Patriots season with 58 total tackles.
- Eight-year NFL veteran with stints with the Colts, Chargers and Ravens.
- Three-time honorable mention All-Pac-10 selection at Arizona State.

**DT 90**



## MALCOLM BROWN | 6-2 | 320 | TEXAS

- Has started 49-of-58 games since being drafted.
- Recorded 49 total tackles and 2½ sacks in the 2017 regular season.
- Started all eight playoff games, recording one sack and 29 total tackles.

**DE 91**



## DEATRICH WISE JR. | 6-5 | 275 | ARKANSAS

- Had a strong rookie campaign, recording 26 tackles and five sacks.
- Became the first Patriot since Chandler Jones to record a sack in his first two NFL games.

**LB 54**



## DONT'A HIGHTOWER | 6-3 | 260 | ALABAMA

- One of two players in NFL history with multiple national titles and Super Bowl titles along with Russell Maryland.
- Earned Pro Bowl honors in 2016 for the first time in his career.
- Full name is Qualin Dont'a Hightower.

**LB 52**



## ELANDON ROBERTS | 6-0 | 238 | HOUSTON

- Started 29-of-42 regular-season games and totaled 165 tackles.
- Made his first start in 2016 against N.Y. Jets and made seven tackles.
- Emerged as a starter his rookie season after being a sixth-round choice.

**LB 53**



## KYLE VAN NOY | 6-3 | 250 | BYU

- Played a key role in 2017 after the injury to Dont'a Hightower.
- Hit career-highs in tackles (73) and sacks (5½) in first full Patriots season.
- Spent three seasons in Detroit before being traded to New England.

**CB 24**



## STEPHON GILMORE | 6-1 | 202 | SOUTH CAROLINA

- Has started all but two games in his seven-year career.
- Totaled 50 tackles, two interceptions and nine passes defended in 2017.
- Made a game-clinching pass breakup in the 2017 AFC Championship.

**CB 30**



## JASON MCCOURTY | 5-11 | 195 | RUTGERS

- Playing alongside his twin brother Jason for the first time since college.
- Playing his 10th NFL season after eight with Tennessee and one in Cleveland.
- Jason and Devin are enshrined in the Rutgers Hall of Distinguished Alumni.


**S 23**



## PATRICK CHUNG | 5-11 | 215 | OREGON

- Played for New England for eight of nine NFL seasons.
- Recorded 78 tackles, nine passes defended and two fumble recoveries in 2017 while starting 11-of-16 games.
- Named a team captain for the first time in 2018.

**S 32**



## DEVIN MCCOURTY | 5-10 | 195 | RUTGERS

- Matched a career-high with 94 tackles as last line of defense in 2017.
- Made the Pro Bowl three of the last four seasons.
- Elected captain by his teammates every year since 2011.

## ADRIAN CLAYBORN | 6-3 | 280

**DL 94**



- Seven-year NFL veteran who has started 50-of-95 games he has played in.
- Set a Falcons franchise record with six sacks vs. Dallas (11/12/17).
- Totaled 30 sacks and 167 tackles while with Tampa Bay and Atlanta.

## DANNY SHELTON | 6-2 | 345

**DL 71**



- Joins New England after spending the first three seasons of his career in Cleveland.
- Totaled 146 tackles over his career.
- Has started 46-of-57 potential games.

## JONATHAN JONES | 5-10 | 190

**CB 31**



- Emerged as a key reserve in 2017, notching a career-high eight passes defended.
- Plays a key role on special teams with 12 tackles over his first two seasons.
- Played in all 45 regular season games the last three years.

## J.C. JACKSON | 6-1 | 198

**CB 27**



- Full name is Jerald Christopher Jackson.
- Became the 32nd undrafted rookie in 18 seasons to make the 53-man roster.
- Has two interceptions so far in 2018.

## DURON HARMON | 6-1 | 205

**S 21**



- 12 of his 18 career interceptions have taken place in the fourth quarter with six taking place in the final two minutes (including postseason).
- Named a team captain for the first time in 2017.
- Recorded a career-high seven passes defended in 2017.





---

# INDIVIDUAL AND TEAM NOTES

---



# ROBERT KRAFT CHAIRMAN & CEO

Since Robert Kraft purchased the team in 1994, the Patriots have experienced one of the most dramatic turnarounds in the history of sports. Now in his 25th season of ownership, Kraft has transformed one of the league's least successful clubs into what observers view as a model NFL franchise. In the five seasons immediately preceding his purchase (1989-93), the Patriots were a moribund team, winning just 19 of 80 games (.238 pct.) and logging the worst record in the NFL over that span. When he bought the franchise on Jan. 21, 1994, Kraft announced his intention to bring a championship to New England, a tall order considering the team's previous success rate. But under Kraft's leadership, the Patriots have won more division titles (17), conference crowns (9) and Super Bowl championships (5) than any other NFL team. Additionally, the Patriots have achieved the most winning seasons (22) and have the fewest losing seasons (2) since Kraft assumed ownership beginning in 1994. Super Bowl LII was the ninth Super Bowl appearance since Kraft purchased the team, a period during which no other team has appeared in more than four Super Bowls. In Kraft's 24 seasons, the Patriots have qualified for the playoffs 19 times, more than doubling the franchise's accomplishments during its first 34 seasons. In 2018, Kraft earned his 22nd winning season in 25 years of owning the franchise.



	<b>Pre-Kraft 1960-93</b>	<b>Pre-Kraft 1989-93</b>	<b>Kraft Era 1994-18</b>
Overall Record	225-276-9	19-61	307-135
Winning Pct.	.450	.238	.695
Super Bowl Titles	0	0	5
Conference Titles	1	0	9
Division Titles	3	0	17
Playoff Seasons	6	0	19
Playoff Record	4-6	--	30-14
Home Playoff Games	1	0	25
Home Playoff Record	0-1	--	22-3

## WHAT TO LOOK FOR IN 2018

- Since purchasing the team in 1994, Robert Kraft has 30 career postseason wins as an owner, third-most in NFL history behind the Rooney Family in Pittsburgh (36) and the Green Bay Packers (34). The Rooney Family founded the Steelers in 1933 while the Green Bay Packers were founded in 1919.
- Under Robert Kraft's guidance, the 2000-09 Patriots set the NFL record for most wins in a decade in NFL history with 126 overall wins overall. With 11 wins overall in 2018, the Patriots will tie that record for the current decade.

## DYNASTY VS. DYNASTY

Of all of the great teams throughout the Super Bowl era, the New England Patriots and the San Francisco 49ers have set a standard of extended excellence above all of the others. The 49ers run of success spanned two decades, while New England's streak is still in progress.

### 49ERS (1981-98)

### PATRIOTS (2001-PRESENT)

5	.....Super Bowl Appearances	.....8
5	.....Super Bowl Titles	.....5
10 in 18 years	.....Conference Title Games	.....12 in 17 years
22-11 (.667)	.....Playoff Record	.....27-10 (.730)
13	.....Division Titles	.....15
16	.....Playoff Seasons	.....15
207-72-1 (.741)	.....Regular Season Record	.....218-68 (.762)
108	.....Pro Bowl Selections	.....89
21 in 18 years	.....Home Playoff Games	.....22 in 17 years
13 in 18 years	.....First-Round Byes	.....12 in 17 years
4 in 18 years	.....Playoff One-and-Dones	.....2 in 17 years
122 (1990-99)	.....Most Wins in a Decade	.....126 (2000-09)

## SINCE ROBERT KRAFT PURCHASED THE TEAM IN 1994

### TOTAL VICTORIES SINCE 1994 (REGULAR SEASON)

New England Patriots	.....277
Pittsburgh Steelers	.....253
Green Bay Packers	.....248
Denver Broncos	.....235

### TOTAL VICTORIES SINCE 1994 (INCL. POSTSEASON)

New England Patriots	.....307
Pittsburgh Steelers	.....273
Green Bay Packers	.....268
Denver Broncos	.....249

### MOST HOME VICTORIES SINCE 1994 (INCL. POSTSEASON)

New England Patriots	.....175
Green Bay Packers	.....160
Pittsburgh Steelers	.....154
Denver Broncos	.....146

### WINNING PERCENTAGE SINCE 1994 (INCL. POSTSEASON)

TEAM	W	L	T	Pct.
New England Patriots	307	135	0	.695
Pittsburgh Steelers	273	157	2	.634
Green Bay Packers	268	164	2	.620
Denver Broncos	249	172	0	.591

### PLAYOFF WINNING PERCENTAGE SINCE 1994

TEAM	W	L	T	Pct.
New England Patriots	30	14	0	.682
Baltimore Ravens	15	8	0	.652
Denver Broncos	14	9	0	.609
Pittsburgh Steelers	20	14	0	.588

### SUPER BOWL CHAMPIONSHIPS SINCE 1994

New England Patriots	.....5
Denver Broncos	.....3
Baltimore Ravens	.....2
Green Bay Packers	.....2
Pittsburgh Steelers	.....2
N.Y. Giants	.....2

### CONFERENCE CHAMPIONSHIPS SINCE 1994

New England Patriots	.....9
Pittsburgh Steelers	.....4
Denver Broncos	.....4
Green Bay Packers	.....3
N.Y. Giants	.....3
Seattle Seahawks	.....3

### DIVISION CHAMPIONSHIPS SINCE 1994

New England Patriots	.....17
Pittsburgh Steelers	.....13
Green Bay Packers	.....12
Indianapolis Colts	.....10

### PLAYOFF VICTORIES SINCE 1994

New England Patriots	.....30
Pittsburgh Steelers	.....20
Green Bay Packers	.....20
Baltimore Ravens	.....15

### PLAYOFF GAMES PLAYED SINCE 1994

New England Patriots	.....44
Green Bay Packers	.....36
Pittsburgh Steelers	.....34
Indianapolis Colts	.....29

### PLAYOFF SEASONS SINCE 1994

New England Patriots	.....19
Green Bay Packers	.....18
Indianapolis Colts	.....16
Pittsburgh Steelers	.....16





# ROBERT KRAFT CHAIRMAN & CEO

## NINE CONFERENCE TITLES

The 2017 AFC Championship marked the ninth conference championship for Robert Kraft as Patriots owner. His nine crowns are more than any other owner in NFL history in the Super Bowl Era (since 1966).

### MOST CONFERENCE CHAMPIONSHIPS BY AN OWNER IN SUPER BOWL ERA

Owner	TEAM	#	SEASONS	SUPER BOWL APPEARANCES
Robert Kraft	New England	9	1996, 2001, 2003, 2004, 2007, 2011, 2014, 2016, 2017	XXXI, XXXVI, XXXVIII, XXXIX, XLII, XLVI, XLIX, LI, LII
Pat Bowlen	Denver	7	1986, 1987, 1989, 1997, 1998, 2013, 2015	XXI, XXII, XXIV, XXXII, XXXIII, XLVIII, 50
Jack Kent Cooke	Washington	5	1972, 1982, 1983, 1987, 1991	VII, XVII, XVIII, XXII, XXVI
Al Davis	Oakland/L.A. Raiders	5	1967, 1976, 1980, 1983, 2002	II, XI, XV, XVIII, XXXVII
Eddie DeBartolo	San Francisco	5	1981, 1984, 1988, 1989, 1994	XVI, XIX, XXIII, XXIV, XXIX
Clint Murchison	Dallas	5	1970, 1971, 1975, 1977, 1978	V, VI, X, XII, XIII
Packers Stockholders	Green Bay	5	1966, 1967, 1996, 1997, 2010	I, II, XXXI, XXXII, XLV
Joe Robbie	Miami	5	1971, 1972, 1973, 1982, 1984	VI, VII, VIII, XVII, XIX



### A WINNING TRADITION

Kraft's winning percentage with the Patriots (.695) since taking over the team in 1994 is the highest among all owners/ownership groups with at least 200 wins (regular and postseason) with one team. He is just one of four owners with at least 200 wins and a winning percentage over .600.

Owner	Team	Years	Winning Pct.
Robert Kraft	Patriots	1994-present	.695
Eddie DeBartolo, Jr.	49ers	1977-1999	.636
Clint Murchison, Jr.	Cowboys	1960-1983	.634
Joe Robbie	Dolphins	1966-1989	.609
Pat Bowlen	Denver	1984-present	.599

### ALL-TIME POSTSEASON WINS

Robert Kraft has 30 career postseason wins, which are the third-most in NFL history.

OWNERSHIP	YEARS	WINS
The Rooney Family, Pittsburgh (1933-present)	86	36
Green Bay Packers (1919-present)	100	34
<b>Robert Kraft, New England (1994-present)</b>	<b>24</b>	<b>30</b>
The Mara Family, N.Y. Giants (1925-present)	94	24
Eddie DeBartolo, Jr., San Francisco (1977-1999)	23	22
Al Davis, Oakland/Los Angeles (1972-2011)	40	21
Pat Bowlen, Denver (1984-present)	35	21

### KRAFT PASSES OTHER OWNERS

The Patriots have 307 wins overall under Robert Kraft. He has produced more victories than every other Patriots owner combined. Under Kraft, the Patriots are 307-135 overall since he purchased the team in 1994. Kraft's predecessors in the owner's office went 225-276-9 in the 34 years prior to his purchase of the team.

### CONTINUITY BREEDS SUCCESS

New England is the first team in NFL history to win five Super Bowls with the same owner (Robert Kraft), head coach (Bill Belichick) and quarterback (Tom Brady).

### PATRIOTS IN THE PLAYOFFS

The Patriots have qualified for the playoffs 25 times in their 58-year history. Nineteen of those playoff berths have come in the 24 seasons since Robert Kraft purchased the team in 1994, a dramatic contrast to the six total playoff berths the team earned in its first 34 years of existence. The Patriots have won 20 division crowns, including 15 in the last 17 seasons and 17 of which have come since Robert Kraft's purchase in 1994.

### PATRIOTS PLAYOFF SEASONS (25)

Year	How Qualified	Seed	Rec.	Result
2017	Division Champions	1	2-1	AFC Champions
2016	Division Champions	1	3-0	Super Bowl Champions
2015	Division Champions	2	1-1	AFC Championship Game
2014	Division Champions	1	3-0	Super Bowl Champions
2013	Division Champions	2	1-1	AFC Championship Game
2012	Division Champions	2	1-1	AFC Championship Game
2011	Division Champions	1	2-1	AFC Champions
2010	Division Champions	1	0-1	AFC Divisional Round
2009	Division Champions	3	0-1	Wild Card Round
2007	Division Champions	1	2-1	AFC Champions
2006	Division Champions	4	2-1	AFC Championship Game
2005	Division Champions	4	1-1	AFC Divisional Round
2004	Division Champions	2	3-0	Super Bowl Champions
2003	Division Champions	1	3-0	Super Bowl Champions
2001	Division Champions	2	3-0	Super Bowl Champions
1998	Wild Card	6	0-1	Wild Card Round
1997	Division Champions	3	1-1	AFC Divisional Round
1996	Division Champions	2	2-1	AFC Champions
1994	Wild Card	5	0-1	Wild Card Round
1986	Division Champions	3	0-1	AFC Divisional Round
1985	Wild Card	5	3-1	AFC Champions
1982*	16-Team Format	7	0-1	First Round
1978	Division Champions	2	0-1	AFC Divisional Round
1976	Wild Card	4	0-1	AFC Divisional Round
1963	Division Champions	--	1-1	AFL Championship Game

\*Strike Year | Bold indicates Kraft era

34-20 Record

### A MODEL OF CONSISTENCY

Since Kraft took ownership of the team in 1994, the Patriots have had just three head coaches - Bill Parcells (1994-1996), Pete Carroll (1997-1999) and current head coach Bill Belichick (2000-present). The only team with fewer head coaches since 1994 is the Pittsburgh Steelers, who have had two: Bill Cowher (1992-2006) and Mike Tomlin (2007-present).

### FEWEST HEAD COACHES SINCE 1994

Pittsburgh.....	2
New England.....	3
Baltimore Ravens*.....	3
NFL average.....	6.7

\*Since 1996

### AFC EAST HEAD COACHES SINCE 1994

New England.....	3
N.Y. Jets.....	8
Buffalo.....	10
Miami.....	11



# PATRIOTS TEAM NOTES

## WHAT TO LOOK FOR IN 2018

- The Patriots are tied with Dallas (5) and San Francisco (5) with five Super Bowl wins and need one more to tie the Pittsburgh Steelers (6) for the most Super Bowl wins in NFL history.
- The Patriots have played in the most Super Bowls in NFL history with 10 and look to add to that number in 2018.
- The Patriots will try to join Miami (3) and Buffalo (4) as the only teams to reach three consecutive Super Bowls.
- The Patriots extended their NFL record by reaching seven straight conference title games in 2017 (2011-17) and look to add to that total in 2018.
- The New England Patriots enter 2018 with 34 postseason wins and need two more postseason wins to tie Pittsburgh for the most postseason wins all-time.
- The Patriots have won 13 postseason games this decade and need one more postseason win to match the NFL record by New England (2000s), Dallas (1970s) and Pittsburgh (1970s) with 14.
- The New England Patriots have earned seven No. 1 seeds and need one more to tie San Francisco (8) and Denver (8) for the most since playoff seeding began in 1975.
- The Patriots have earned a first-round bye an NFL-best 13 times since the current playoff format was instituted in 1990. Denver, Pittsburgh and San Francisco are second with eight byes since 1990.
- The Patriots extended their NFL record to nine straight division titles (2009-17) and look to add to that number in 2018.
- The 2017 New England Patriots set an NFL record by advancing in the postseason for the seventh straight season (2011-17) and will look to add to that number in 2018.
- The Patriots have made the playoffs for nine straight seasons (2009-17), tied with Dallas (1975-83) and Indianapolis (2002-10) for the most in NFL history.
- With 10 wins, New England can tie San Francisco (1983-98) for the most consecutive seasons with at least 10 wins with 16.
- The Patriots enter 2018 with an NFL-record eight consecutive seasons with at least 11 wins. Indianapolis is second with seven (2003-09).
- The Patriots have 124 wins (regular and postseason) in this decade and need three more victories overall to pass the 2000-09 Patriots for the most wins in a decade in NFL history (126).
- The Patriots have 111 regular-season wins this decade and need five more regular-season victories over the next two seasons to move past the Indianapolis Colts record of 115 wins from 2000-09 for the most regular season wins in a decade.
- New England has 25 undefeated months since 2000, most in the NFL over that span. Indianapolis is second with 15 undefeated months during that time.

## WHAT TO LOOK FOR IN 2018

- The Patriots have tallied six safeties since 2015, most in the NFL over that span. The LA Rams are second with five safeties since 2015.

## 2018 ACCOMPLISHMENTS

- The New England Patriots victory over Kansas City (10/14/18) was their 218th win since 2000. New England moved past the San Francisco 49ers (217 wins - 1980s-90s) for the most regular-season wins over two consecutive decades and now have 223 with 18 regular-season games remaining in the decade.
- The Patriots win at the N.Y. Jets (11/25/18) put the team at 8-3 and secured a record of .500 or better for the 18th straight season, behind only Dallas, who had 21 straight seasons at .500 or better.
- The Patriots have now had a winning record for 18 straight seasons (2001-18) after a win vs. Minnesota (12/2/18) moved the team to 9-3, the most consecutive winning seasons since the 1970 merger.

## PATRIOTS 2018 CAPTAINS

The New England Patriots 2018 team captains were elected by their teammates.

### OFFENSE

- C David Andrews, QB Tom Brady and RB James White

### DEFENSE

- S Patrick Chung and DB Devin McCourty

### SPECIAL TEAMS

- Matthew Slater

Brady was chosen as a captain for the 17th straight season. McCourty and Slater are captains for the eighth time, while David Andrews was elected for the second consecutive year. Patrick Chung and James White were chosen as captains for the first time.

## DECADE-PLUS OF DOMINANCE

The Patriots record of 231-73 (.760) since 2002 is the best in the NFL over that span. Only three NFL teams have posted a winning percentage of .600 or better. The Patriots are the only team over .700.

### BEST RECORDS SINCE 2002 (INCLUDING POSTSEASON)

Team	W	L	T	Pct.
New England	231	73	0	.760
Pittsburgh	188	103	2	.645
Indianapolis	184	109	0	.628
Green Bay	173	117	2	.596
Seattle	167	125	1	.572
Philadelphia	167	121	1	.574
Denver	163	120	0	.576
Baltimore	162	125	0	.564
New Orleans	159	123	0	.564





# PATRIOTS TEAM NOTES

## DECADES OF DOMINANCE

The New England Patriots 126 wins in the 2000s is the all-time best mark for a decade in NFL history. The Patriots have 111 regular-season wins and 13 postseason wins so far in this decade (2010-present) for 124 total wins and need two total wins to match the record of 126 total wins in a decade.

### TEAMS OF THE DECADES

Team	Years	Reg. Season	Postseason	Total
New England	2000-09	112-48 (.700)	14-4 (.778)	126-52 (.708)
Indianapolis	2000-09	115-45 (.719)	9-8 (.529)	124-53 (.701)
New England	2010-present	111-31 (.782)	13-6 (.684)	124-37 (.770)
San Francisco	1990-99	113-47 (.706)	9-7 (.563)	122-54 (.693)

## REGULAR-SEASON SUCCESS

The Indianapolis Colts set the NFL mark for most regular-season wins in a decade with 115 (2000-09). The Patriots have 111 regular-season wins so far this decade (2010-present) and need five more wins over the next two seasons to pass the Colts.

## AFC EAST SUPREMACY

The New England Patriots own an 84-24 (.778) record in regular-season AFC East games since the beginning of the 2001 season, compiling the best intra-division record of any team in the NFL.

### NFL'S TOP DIVISIONAL RECORDS SINCE 2001

Team	W	L	T	Pct.
New England	84	24	0	.778
Pittsburgh	78	32	1	.707
Indianapolis	75	34	0	.688
Green Bay	72	35	2	.670

### AFC EAST DIVISIONAL RECORDS SINCE 2001

Team	W	L	T	Pct.	Div. Titles	Years
New England	84	24	0	.778	15	2001, 03-07, 09-17
N.Y. Jets	48	61	0	.440	1	2002
Miami	47	62	0	.431	1	2008
Buffalo	39	69	0	.361	0	---

The New England Patriots have won 14 division titles and have 14 playoff berths since realignment in 2002, most in the NFL.

### MOST DIVISION TITLES SINCE 2002 REALIGNMENT

Team	Division Titles	Playoff Berths
New England	14	14
Green Bay	9	12
Indianapolis	9	12
Pittsburgh	8	11
Seattle	8	11
Philadelphia	7	9

## NINE STRAIGHT DIVISION TITLES

The Patriots have won nine straight AFC East titles, the longest streak in NFL history. Since 2001, the Patriots have won 15-of-17 AFC East division crowns. New England also had a streak of five consecutive division crowns from 2003-07.

### MOST CONSECUTIVE DIVISION TITLES

Team	Division	Years	Titles
New England	AFC East	2009-17	9
L.A. Rams	NFC West	1973-79	7
Pittsburgh	AFC Central	1974-79	6
Minnesota	NFC Central	1973-78	6
Dallas	NFL Capitol/NFC East	1966-71	6
Cleveland	American/Eastern Conf.	1950-55	6

## ALL-TIME WINNING SEASONS

The Patriots have 33 seasons in which the team has finished above .500 since the 1970 merger, second only to the Pittsburgh Steelers (35). New England also leads the NFL with 18 winning seasons since 2001.

### MOST WINNING SEASONS SINCE THE 1970 MERGER

Team	Seasons
Pittsburgh	35
New England	33
Dallas	32
Miami	30
Denver	29
Minnesota	29

### MOST SEASONS OF 9+ WINS SINCE 2001

Team	Seasons
New England	18
Indianapolis	12
Green Bay	12
Pittsburgh	12
Philadelphia	11
Seattle	11

## ROAD WARRIORS I

The Patriots ran a 14-game road win streak that started with a victory in the 2016 season opener at Arizona and ended with a loss at Miami on Dec. 11, 2017. The 14-game road win streak is a team record, breaking the old mark of 12 straight road wins from 2006-08. The 14-game streak is second in NFL history to the 18-game road win streak by the San Francisco 49ers (1988-90).

## ROAD WARRIORS II

Since the start of the 1994 season when Robert Kraft purchased the team, the Patriots have the best regular-season road record in the NFL. New England finished undefeated on the road in two seasons (2007 and 2016).

### BEST ROAD RECORDS SINCE 1994

Team	W	L	T	Pct
New England	124	76	0	.620
Pittsburgh	112	86	1	.565
Indianapolis	102	97	0	.513
Philadelphia	100	97	2	.508
Green Bay	99	100	0	.497

## WINNING THE CLOSE ONES

Since 2001, the New England Patriots own the NFL's best record (including postseason) in games decided by three points or fewer. The Patriots are the only team with a winning percentage above .700 in those games. New England is 7-2 in those close games in the playoffs. The only defeats are a 17-14 loss to the N.Y. Giants in Super Bowl XLII and a 20-18 loss in the 2015 AFC Championship Game at Denver.

### BEST RECORD IN GAMES DECIDED BY 3 POINTS OR FEWER (SINCE 2001; INCLUDING PLAYOFFS)

Team	W	L	T	Win Pct
New England	43	18	0	.705
Indianapolis	45	24	0	.652
Denver	40	29	0	.580
Seattle	40	32	1	.555
Pittsburgh	41	34	1	.546
Atlanta	39	32	1	.549
NY Jets	33	27	0	.550



# PATRIOTS TEAM NOTES

## GREAT WHEN IT'S LATE

Since Robert Kraft purchased the franchise in 1994, the New England Patriots own the NFL's best record from December through the end of the regular season. The Patriots improved to 32-4 in the month of December at Gillette Stadium.

### MOST WINS FROM DECEMBER ON SINCE 1994 (REGULAR SEASON ONLY)

Team	W	L	T	Pct.
New England	84	28	0	.750
Green Bay	81	32	0	.717
Pittsburgh	76	37	0	.673

## 1ST AFL TEAM TO REACH 500

The Patriots have the most overall wins among the original eight AFL teams. They are the only original AFL team with 500 victories.

### OVERALL VICTORY TOTAL OF ORIGINAL AFL TEAMS (INCLUDING PLAYOFFS)

Team	W	L	T
New England	532	411	9
Denver	499	431	10
Oakland	490	441	11
Kansas City	477	436	12
SD/L.A. Chargers	457	458	11
Tennessee	445	482	6
Buffalo Bills	428	492	8
N.Y. Jets	413	502	8

## BETTER THAN AVERAGE

The Patriots are the only NFL team to finish with a record of .500 or better in each of the last 18 years (2001-18). Each of the other 31 NFL teams has had at least one losing season since 2001. The Patriots have the second-longest streak at .500 or better, behind the Dallas Cowboys' (1965-85) streak of 21 straight years.

### MOST CONSECUTIVE SEASONS WITH A .500 OR BETTER RECORD

Team	Seasons	Consecutive Seasons
Dallas	1965-85	21
New England	2001-present	18
Cleveland	1957-73	17

## NFL'S BEST AT HOME

Since Gillette Stadium opened in 2002, the Patriots own the NFL's best overall record at home. The Patriots own an overall record of 113-21 (.843) at home in regular-season games and a 131-24 (.845) record including playoffs. The Patriots are an NFL-best 175-48 at home since 1994, when Robert Kraft purchased the team.

### BEST HOME RECORDS SINCE 2002 (INCLUDING PLAYOFFS)

Team	W	L	T	Pct
New England	131	24	0	.845
Seattle	103	42	0	.710
Pittsburgh	103	42	1	.709
Indianapolis	102	44	0	.699
Baltimore	100	39	0	.719
Green Bay	99	44	2	.690
Denver	94	50	0	.653
Minnesota	90	49	0	.647
Philadelphia	89	57	0	.610

## INTERCONFERENCE RECORD

The New England Patriots own a 54-14 (.794) record vs. NFC teams since realignment in 2002, the best interconference record in the NFL during that time.

### NFL'S BEST INTERCONFERENCE RECORD SINCE 2002

Team	W	L	T	Pct.
New England	54	14	0	.794
Pittsburgh	46	20	1	.694
Indianapolis	42	25	0	.627
Denver	40	28	0	.588

## BOUNCE BACK PATS

Since the beginning of 2003, the Patriots are 47-8 (.855) in regular-season games following a loss. They have dropped back-to-back regular-season games in 2006, 09, 11-12, 15 (twice) and 2018 (twice). As a starter in his career, Tom Brady is 47-12 in games following a loss.

## UNDEFEATED MONTHS

The Patriots have 25 undefeated months since 2000. It is the most undefeated months in the NFL over that span. Indianapolis is second with 15 undefeated months during that time.

### PATRIOTS UNDEFEATED MONTHS SINCE THE 2000 SEASON (EXCLUDING JANUARY)

2001	December
2003	October, November, December
2004	September, November
2005	December
2006	October
2007	September, October, November, December
2008	December
2010	October, December
2011	December
2012	November
2013	September
2014	October
2015	September, October
2016	September, December
2017	November
2018	October

## OFFENSE

### TAKING CARE OF BALL PAYS OFF

Since 2001, the Patriots are an NFL-best 133-23 when not throwing an interception.

### ZERO INT GAMES

Team	Games with 0 Ints	W-L-T	Win Pct.
New England	156	133-23-0	.853
Kansas City	135	90-45-0	.667
Green Bay	133	106-25-2	.804
Seattle	132	95-36-1	.723
Jacksonville	128	75-53-0	.586
San Francisco	126	85-40-1	.675
Philadelphia	123	86-37-0	.699
LA Chargers	122	90-32-0	.738
Indianapolis	122	96-26-0	.787
New Orleans	121	94-27-0	.777
Atlanta	121	85-35-1	.707
Minnesota	120	80-39-1	.671



# PATRIOTS TEAM NOTES

## PROTECTING THE BALL

Since 2008, the Patriots lead the NFL with 72 regular-season games without turning the ball over. The Patriots are 63-9 in those games.

### ZERO TURNOVER GAMES (SINCE 2008)

New England .....	72
Green Bay .....	62
Kansas City .....	60
Seattle .....	53
San Francisco .....	52

## 400-POINT SEASONS

The Patriots extended their NFL record to 11 straight seasons with at least 400 total points (2007-17) after finishing with 458 points last year. The Chargers previously held the record by scoring at least 400 points in eight straight seasons from 2004-11. The Patriots 458 points last year were second in the NFL to the 478 by the Los Angeles Rams. The 2018 Patriots are 7th with 374 points.

## RUSH TO VICTORY

Since 2000, New England is 50-1 in the regular season when a Patriot eclipses 100 yards rushing. The only loss during the Bill Belichick era came at Miami on Dec. 20, 2004, when Corey Dillon rushed for 121 yards on 26 carries and the Patriots fell 29-28 to the Dolphins. Since then, New England is 37-0 with a 100-yard rusher. In 2018, RB Sony Michel has three 100-yard games and New England is 3-0 in those contests.

## THE 40/40 CLUB

The Patriots defeated the Kansas City Chiefs, 43-40, on Oct. 14, 2018 at Gillette Stadium. It was just the second time in franchise history that the Patriots have played in a game that both teams scored 40 or more points. The only other occurrence was a 43-43 tie vs. Oakland on Oct. 16, 1964.

## NO PUNTS; NO PENALTIES

The Patriots did not punt and were not charged with a penalty in the victory over Kansas City (10/14/18). It was the first time in the Super Bowl era that an NFL team played an entire game without punting or being charged an accepted penalty. It was the sixth time in franchise history that the Patriots were not charged with a penalty and the fifth time in franchise history that the Patriots did not punt in a regular-season game.

## WIDE RECEIVERS IN A RUSH

WR Cordarrelle Patterson (61 yards) and WR Julian Edelman (28 yards) combined for 89 yards rushing on 13 attempts in the win vs. Green Bay on Nov. 4, 2018. It marked the most rushing attempts and yards by wide receivers in a single game in New England history, besting the 51 yards on 12 attempts by the wide receivers (38 by Patterson and 13 by Edelman) the previous week vs Buffalo.

### MOST RUSHING YARDS BY PATRIOTS WIDE RECEIVERS IN A SINGLE GAME

Opponent	Date	Rush Att	Rush Yds
Green Bay .....	11/04/18 .....	13 .....	89
Buffalo .....	10/29/18 .....	12 .....	51
Oakland .....	10/03/76 .....	2 .....	48

## THREE COMPLETED PASSES

QB Tom Brady, QB Brian Hoyer and WR Julian Edelman all completed at least one pass at Tennessee (11/11/18). It was the first time three Patriots have completed a pass in the same game since Oct. 8, 2000, vs. Indianapolis (QB Drew Bledsoe, P Lee Johnson and QB Michael Bishop).

# DEFENSE

## DEFENSE DOMINATES AGAIN

The 2017 Patriots finished fifth in the NFL by allowing 18.5 points per game. It was the 12th time since 2001 that the Patriots finished a season allowing 20 points or fewer per game, the most in the NFL during that span. The Patriots had a streak of eight consecutive games in 2017 when they held their opponent to 20 points or fewer.

## SEASONS ALLOWING 20 POINTS PER GAME OR FEWER SINCE 2001

Team	Seasons	Years
New England .....	12 .....	2001, 2003-04, 2006-10, 2014-17
Baltimore .....	11 .....	2001, 2003-06, 2008-11, 2014, 2017
Pittsburgh .....	11 .....	2001, 2004-08, 2010-12, 2015, 2017
Miami .....	8 .....	2001-03, 2005-06, 2008, 2011-12
Seattle .....	8 .....	2005, 2007, 2011-16

## FORCING THE ISSUE

The Patriots lead the NFL with a plus-201 turnover margin since the 1994 season.

## NFL TURNOVER MARGIN SINCE 1994

New England .....	+201
Kansas City .....	+145
Green Bay .....	+101

## MOST SAFETIES SINCE 2015

New England has netted six safeties since 2015, most in the NFL over that span.

New England .....	6
LA Rams .....	5
Arizona .....	4
Detroit .....	4
Pittsburgh .....	4

## BEEN A WHILE

DB Devin McCourty returned an interception 84 yards for a touchdown in the win at Buffalo (10/29/18), the first interception return for a touchdown for the Patriots since DB Tavon Wilson returned a pick 76 yards for a touchdown at Baltimore on Dec. 22, 2013. It was the first defensive score for the Patriots since LB Jamie Collins returned a fumble for a touchdown at the New York Jets on Dec. 27, 2015.

# SPECIAL TEAMS

## SPECIAL TEAMS SCORING

The Patriots scored two touchdowns on special teams with a 95-yard kickoff return by WR Cordarrelle Patterson and a 29-yard return of a blocked punt by LB Kyle Van Noy in the win at Chicago (10/21/18). It was the first time the Patriots had two special teams scores since Oct. 4, 2010, at Miami when WR Brandon Tate returned a kickoff 103 yards for a score and CB Kyle Arrington returned a blocked field goal 35 yards for a touchdown. It was the fifth time overall since the 1970 AFL-NFL merger that the Patriots had two special teams touchdowns in one game:

- Nov. 18, 1979 vs. Baltimore (blocked punt return and punt return for touchdowns)
- Nov. 23, 1980 vs. Baltimore (two kickoff fumble returns for touchdowns)
- Jan. 27, 2002 at Pittsburgh in the AFC Championship (punt return and a blocked punt return for a touchdown)
- Oct. 4, 2010 at Miami (kickoff return and blocked field goal return for touchdowns)
- Oct. 21, 2018 at Chicago (kickoff return and blocked punt return for touchdowns)

## MOST BLOCKED KICKS SINCE 2014

Philadelphia .....	15
Miami .....	15
New England .....	14 (8 FGs, 2 XPs & 4 Punts)
Baltimore .....	13
Denver .....	13

## BLOCKED PUNT RECORD

LB Albert McClellan blocked a punt in the first quarter and deflected another in the second quarter at Miami (12/9/18). The Patriots now have two blocked punts this season including LB Dont'a Hightower's blocked a punt at Chicago (10/21/18). The Los Angeles Rams are the only other team in 2018 with at least two blocked punts. The Patriots record for blocked punts in a season is three in 1961 and 86.



# PATRIOTS HOME DOMINANCE



## REGULAR-SEASON HOME RECORD SINCE 2002

Team	W	L	T	Pct.
New England	113	21	0	.843
Baltimore	98	37	0	.726
Pittsburgh	96	38	1	.715
Green Bay	94	39	2	.704
Seattle	93	41	0	.694

## HOME PLAYOFF RECORD SINCE 2002

Team	W	L	Pct.
Seattle	10	1	.909
New England	18	3	.857
Indianapolis	8	3	.727
Denver	6	3	.667
Pittsburgh	7	4	.636

## HOME RECORD SINCE 2002 (INCLUDING PLAYOFFS)

Team	W	L	T	Pct.
New England	131	24	0	.845
Baltimore	100	39	0	.719
Seattle	103	42	0	.710
Pittsburgh	103	42	1	.709
Indianapolis	102	44	0	.699

## HOME RECORD AFTER HALLOWEEN SINCE 2002 (INCLUDING PLAYOFFS)

Team	W	L	T	Pct.
New England	75	17	0	.815
Baltimore	61	22	0	.735
Indianapolis	65	24	0	.730
Pittsburgh	61	25	1	.707
Seattle	63	28	0	.692

## HOME RECORD VS. NFC SINCE 2002

Team	W	L	T	Pct.
Pittsburgh	27	6	1	.809
New England	27	7	0	.794
Baltimore	26	8	0	.765
Denver	24	10	0	.706
Cincinnati	21	9	3	.682

## HOME RECORD VS. DIVISIONAL OPPONENTS SINCE 2002

Team	W	L	T	Pct.
New England	42	7	0	.857
Indianapolis	40	10	0	.800
Pittsburgh	37	13	0	.740
Green Bay	35	13	2	.719
Seattle	35	15	0	.700

## POINT DIFFERENTIAL AT HOME SINCE 2002 (INCLUDING PLAYOFFS)

Team	Point Differential
New England	1,725
Green Bay	1,083
Seattle	1,058
Baltimore	1,053
Pittsburgh	1,016

## POINTS ALLOWED PER GAME AT HOME SINCE 2002 (INCLUDING PLAYOFFS)

Team	Point Average
Baltimore	16.7
New England	17.6
Seattle	18.2
Pittsburgh	19.2
Green Bay	19.3

## POINTS SCORED PER GAME AT HOME SINCE 2002 (INCLUDING PLAYOFFS)

Team	Point Average
New England	28.8
New Orleans	28.2
Green Bay	26.7
Pittsburgh	26.1
L.A. Chargers	26.0





# INSIDE THE NUMBERS

## BY THE NUMBERS

**2**

The Patriots scored on two special teams plays at Chicago (10/21/18), the fifth time that has occurred for New England since 1970.

**5**

DB Duron Harmon has five interceptions in the end zone during the regular season in his career.

**9**

New England is the only team that has made the playoffs in each of the last nine seasons (2009-17).

**11**

The Patriots have won 11 straight regular-season games at home.

**14**

The Patriots have had a rookie free agent make the 53-man opening-day roster for 14 straight seasons, the third-longest streak behind the Chargers (21) and Colts (19).

**16**

Tom Brady has thrown at least 10 touchdown passes to 16 different players, second to the 18 different players by Brett Favre.

**18**

RB James White has 18 touchdown receptions since 2015, the most among all running backs during that span.

**18**

The Patriots have gone 18 straight seasons without being swept in a series by a division opponent after beating each of the AFC East teams in 2018, extending the longest such streak since the 1970 NFL merger.

**18**

The Patriots have won nine or more games in 18 straight seasons, the most in the NFL.

**22**

The Patriots have scored on the final possession of the first half and the opening possession of the second half 22 times since 2009, most in the NFL. New Orleans is second with 17 such occurrences.

**37-0**

The Patriots are 37-0 at home against AFC teams with Tom Brady and Julian Edelman in the lineup together.

**61**

WR Cordarrelle Patterson had 61 yards rushing vs. Green Bay (11/04/18), the most rushing yards in a game by a Patriots wide receiver in team history.

**62**

Stephen Gostkowski kicked a Patriots record 62-yard field goal in Mexico City against Oakland on Nov. 19, 2017. His previous long was from 58 yards earlier that season vs. Carolina (10/01/17).

**78**

Rob Gronkowski and Tom Brady have connected on 78 touchdown passes. It is the second-most scoring connections between a quarterback and a tight end in NFL history and is fifth overall between quarterbacks and pass-catchers.

**92-1**

The Patriots are 92-1 all-time at Gillette Stadium when leading at half-time.

## THE KRAFT ERA

**5**

The number of Super Bowl championships the Patriots have won since Robert Kraft purchased the team in 1994. That mark is highest in the NFL over that span.

**9**

The number of conference championships the Patriots have won since Robert Kraft purchased the team in 1994, the NFL record for most conference championships as an owner.

## TOM BRADY BY THE NUMBERS

**17**

The number of division championships won by the Patriots since Kraft purchased the team in 1994.

**19**

The number of playoff seasons earned by the Patriots in the 24 seasons since Robert Kraft purchased the team.

**44**

The number of playoff games the Patriots have appeared in since 1994, the most in the NFL. Green Bay has the second most with 36.

**271**

The number of consecutive home games that have been sold out, including all playoff and preseason games, dating back to the 1994 season opener.

**307**

The number of games the Patriots have won since Robert Kraft purchased the franchise in 1994. Prior to Kraft's ownership, the team had won 225 total games in its entire 34-year history from 1960-93.

**5**

Brady is the only QB with five Super Bowl wins. He joined Hall of Fame DL Charles Haley (5) as the only other NFL player with five Super Bowl wins.

**8**

Brady won his eighth conference title in 2017, an NFL record. He passed DL Mike Lodish for the most Super Bowls played with seven in Super Bowl LI. Lodish played in six (four with Buffalo and two with Denver).

**12**

Brady played in his 12th conference championship game in 2017, the most in NFL history. Gene Upshaw and George Blanda (10) are tied for second for most conference championship game appearances.

**16**

Brady set a Super Bowl record with 16 straight pass completions in Super Bowl XLVI vs. the New York Giants.

**19**

The longest streak of consecutive pass completions by Brady in a regular-season game (Sept. 10, 2015 vs. Pittsburgh), a team record.

**90.0**

The percent of quarterback keepers converted by Brady (117-of-130) for first downs (89-of-98 on third-and-2 or less and 28-of-32 on fourth-and-2 or less).

**232**

Brady has the most overall wins of any NFL quarterback.

**505**

Brady set a Super Bowl record with 505 passing yards in Super Bowl LII, breaking the record of 466 yards he set the previous year in Super Bowl LI.

**4,577**

Brady led the NFL in 2017 with 4,577 yards passing at age 40 to become the oldest player to lead the NFL. The previous oldest player to lead the league in passing yards was Fran Tarkenton with 3,468 yards in 1978 at age 38 with Minnesota.

## THE BELICHICK ERA

**3**

Bill Belichick (287 wins) is in third place on the NFL wins list.

**4**

Bill Belichick is the first coach to lead his team to four 500-point seasons (2007, 2010-12).

**5**

Bill Belichick has won five Super Bowls as a head coach, the most Super Bowl wins by a head coach in NFL history.

**5**

The number of 14-win seasons by Bill Belichick, the most among all NFL coaches.

**11**

Super Bowl LII was Belichick's 11th Super Bowl overall, including eight as a head coach and three as an assistant coach.



# BILL BELICHICK NEWS & NOTES

Bill Belichick is the only head coach in NFL history to win five Super Bowl titles. He won more regular-season games (123) and more games overall (136) during a 10-year stretch (2002-11) than any other coach in NFL history. In 2007, Belichick led the Patriots to the fourth undefeated and untied regular season in NFL history and the first since the NFL established a 16-game schedule in 1978. His 44 consecutive years as an NFL coach are second in NFL history to the 45 by Dick LeBeau.



## 24TH SEASON AS HEAD COACH 44TH NFL SEASON

**Overall Record:** 287-134 (.682)

**Regular Season:** 259-123 (.678)

**Postseason:** 28-11 (.718)

**With Patriots overall (2000-18):** 250-89 (.737)

**Super Bowl Titles:** 7 (86, 90, 01, 03, 04, 14, 16)

**Conf. Titles:** 11 (86, 90, 96, 01, 03, 04, 07, 11, 14, 16, 17)

**Division Titles:** 22 (75, 78, 86, 89, 90, 96, 98, 01, 03, 04, 05, 06, 07, 09, 10, 11, 12, 13, 14, 15, 16, 17)

## WHAT TO LOOK FOR IN 2018

- Belichick has an NFL-best five Super Bowl championships as a head coach. If he wins one more championship, he will join George Halas and Curly Lambeau as the only NFL coaches with six championships since the league began postseason play in 1933.
- Belichick's 15 division titles are the most in NFL history. Don Shula and Tom Landry are second with 13 division crowns.
- Belichick can extend his NFL record with a 10th consecutive division title. Four other coaches are tied for second with six straight division titles.
- Belichick has an NFL-record 15 straight 10-win seasons. George Seifert is second with eight (1989-96).
- Belichick owns the NFL record with 15 11-win seasons. Don Shula is second with 13.

## 2018 ACCOMPLISHMENTS

- Belichick (259) entered the 2018 season tied for third all-time with Tom Landry with 250 career regular-season wins, behind Don Shula (328) and George Halas (318). The 27-20 opening-day win vs. Houston pushed him past Landry into sole possession of third place.
- Belichick earned his 18th-straight winning season, second-most behind Tom Landry's 20 (1966-85), with the victory over Minnesota (12/02/18).

## THE HIGHEST WINNING PCT.

Bill Belichick has recorded 287 career wins, which is third in NFL history. Belichick owns a career winning percentage of .682, tied for first in NFL history.

## TOP WINNING PERCENTAGE AMONG HEAD COACHES WITH AT LEAST 160 WINS (INCL. POSTSEASON)

Head Coach	Team(s)	Years	W	L	T	Pct.
Bill Belichick	CLE/NE	1991-95, 2000-18	287	134	0	.682
George Halas	Chicago	1920-29, 33-41, 46-55, 58-67	324	151	31	.682
Don Shula	BLT/MIA	1963-95	347	173	6	.666
Curly Lambeau	GB/CHI/WAS	1921-53	229	134	22	.630

NOTE: Winning percentage calculated using current NFL rules, counting a tie as a half-win, half-loss.

## MOVING ON UP

Bill Belichick ranks third all-time in NFL history with 287 career wins.

## MOST WINS BY NFL COACHES

Head Coach	Team(s)	Years	W	L	T
Don Shula	BLT/MIA	1963-95	347	173	6
George Halas	Chicago	1920-29, 33-41, 46-55, 58-67	324	151	31
Bill Belichick	CLE/NE	1991-95, 2000-18	287	134	0
Tom Landry	Dallas	1960-88	270	178	6
Curly Lambeau	GB/CHI/WAS	1921-53	229	134	22

## SUPER SUCCESS

Bill Belichick has won five Super Bowls, the most by a head coach.

## MOST SUPER BOWL VICTORIES

Head Coach	Team	Titles	Seasons
Bill Belichick	New England	5	2001, 03-04, 14, 16
Chuck Noll	Pittsburgh	4	1974-75, 78-79
Joe Gibbs	Washington	3	1982, 87, 91
Bill Walsh	San Francisco	3	1981, 84, 88

NOTE: Sorted by most recent championship. Super Bowls have determined NFL champion since 1966.

## 11 SUPER BOWL APPEARANCES

Super Bowl LII was Bill Belichick's 11th Super Bowl in his career, the most appearances by a coach in NFL history.

## MOST SUPER BOWL APPEARANCES AS A HEAD COACH OR ASSISTANT

Bill Belichick	11 (eight as a head coach)
Dan Reeves	7 (four as a head coach)
Don Shula	6 (six as head coach)
Tom Landry	5 (five as a head coach)
Chuck Noll	5 (four as a head coach)
Marv Levy	5 (four as a head coach)





## EIGHT CONFERENCE TITLES ARE THE MOST IN SUPER BOWL ERA

The 2017 AFC Championship was Bill Belichick's eighth conference championship, the most in NFL history during the Super Bowl era (since 1966).

### MOST CONFERENCE CHAMPIONSHIPS BY A HEAD COACH IN SUPER BOWL ERA

HEAD COACH	TEAM	#	SEASONS	SUPER BOWL APPEARANCES
Bill Belichick	New England	8	2001, 2003, 2004, 2007, 2011, 2014, 2016, 2017	XXXVI, XXXVIII, XXXIX, XLII, XLVI, XLIX, LI, LII
Don Shula	Baltimore/Miami	6	1968, 1971, 1972, 1973, 1982, 1984	III, VI, VII, VIII, XVII, XIX
Tom Landry	Dallas	5	1970, 1971, 1975, 1977, 1978	V, VI, X, XII, XIII
Joe Gibbs	Washington	4	1982, 1983, 1987, 1991	XVII, XVIII, XXII, XXVI
Bud Grant	Minnesota	4	1969, 1973, 1974, 1976	IV, VII, IX, XI
Marv Levy	Buffalo	4	1990, 1991, 1992, 1993	XXV, XXVI, XXVII, XXVIII
Chuck Noll	Pittsburgh	4	1974, 1975, 1978, 1979	IX, X, XIII, XIV
Dan Reeves	Denver/Atlanta	4	1986, 1987, 1989, 1998	XXI, XXII, XXIV, XXIII

### ELITE COMPANY

Bill Belichick is one of four NFL head coaches to win five or more championships since the league began postseason play in 1933, but the only one to win five Super Bowls. Belichick can join George Halas and Curly Lambeau as the only coaches with six titles.

### HEAD COACHES WITH FOUR OR MORE NFL TITLES

Coach	NFL Titles	Championship Teams
George Halas	6	Chicago (1921, 33, 40, 41, 46 & 63)
Curly Lambeau	6	Green Bay (1929, 30, 31, 36, 39 & 44)
Bill Belichick	5	New England (SB XXXVI, XXXVIII, XXXIX, XLIX & LI)
Vince Lombardi	5	Green Bay (1961, 62, 65, SB I & II)

### POSTSEASON GAMES

Belichick coached in his NFL-record 37th postseason game in the 2017 AFC Divisional Playoff game against Tennessee, moving past Tom Landry and Don Shula. He has now coached in 39 postseason games.

### MOST POSTSEASON GAMES AS A HEAD COACH

Head Coach	Team(s)	Games
Bill Belichick	CLE/NE	39
Tom Landry	Dallas	36
Don Shula	BLT/MIA	36
Chuck Noll	Pittsburgh	24
Mike Holmgren	GB/SEA	24
Joe Gibbs	Washington	24

### 12 CONFERENCE CHAMPIONSHIP GAMES

Belichick reached his 12th conference championship game as a head coach in 2017 to extend his record for the most since the 1970 merger.

### MOST CONFERENCE CHAMPIONSHIPS AS A HEAD COACH

Head Coach	Conference Championships
Bill Belichick	12
Tom Landry	10
Don Shula	7
Chuck Noll	7
John Madden	6
Bill Cowher	6

### MOST POSTSEASON WINS

Belichick earned his NFL-record 21st postseason victory after the Patriots defeated the Indianapolis Colts in the AFC Championship Game on Jan. 18, 2015. He now has 28 postseason victories.

### MOST PLAYOFF WINS BY AN NFL HEAD COACH

COACH	TEAM(s)	WINS
Bill Belichick	CLE/NE	28
Tom Landry	Dallas	20
Don Shula	BLT/MIA	19
Joe Gibbs	Washington	17
Chuck Noll	Pittsburgh	16

### BEST POSTSEASON RECORDS IN NFL HISTORY (MINIMUM 10 GAMES)

HEAD COACH	TEAM	W	L	PCT.
Vince Lombardi	GB/WAS	9	1	.900
Tom Flores	Oakland	8	3	.727
Bill Belichick	CLE/NE	28	11	.718
Bill Walsh	San Francisco	10	4	.714
Joe Gibbs	Washington	17	7	.708
Jimmy Johnson	DAL/MIA	9	4	.692

### POSTSEASON BERTHS

Bill Belichick has led his teams to 16 postseason berths, which is third all-time among NFL head coaches.

### NFL HEAD COACHES WITH THE MOST POSTSEASON BERTHS

Head Coach	Postseason Appearances
Don Shula	19
Tom Landry	18
Bill Belichick	16

### DIVISION TITLES RECORD

Belichick again guided the Patriots to the AFC East title in 2017. His 15 division titles are the most by a head coach in NFL history. Don Shula and Tom Landry are second with 13 titles.



# BILL BELICHICK NEWS & NOTES

## MOST CONSECUTIVE DIVISION TITLES

Belichick is the first NFL coach to lead his team to nine consecutive division titles after claiming the AFC East crown in 2017. Paul Brown (1950-55), Tom Landry (1966-71), Bud Grant (1973-78) and Chuck Noll (1974-79) led their teams to six straight titles.

## NFL COACHES WITH THE MOST CONSECUTIVE DIVISION TITLES

Head Coach	Team	Consec. Div. Titles
<b>Bill Belichick</b>	<b>New England</b>	<b>9 (2009-17)</b>
Paul Brown	Cleveland	6 (1950-55)
Tom Landry	Dallas	6 (1966-71)
Bud Grant	Minnesota	6 (1973-78)
Chuck Noll	Pittsburgh	6 (1974-79)

## SUPER COMEBACK

Belichick coached the Patriots back from a 25-point deficit to win Super Bowl LI. A comeback of that magnitude is extremely rare. There had been 2,656 games in which a team led by 25 points or more in NFL history, including the postseason. Teams leading by 25 had recorded 2,647 wins, 7 losses and 2 ties, a winning percentage of .997.

## PATRIOTS RENAISSANCE

Once head coach Bill Belichick implemented his coaching design on the Patriots, his approach has given him the best record of any NFL head coach who has coached over 40 games since 2001 (including the postseason).

## NFL COACHES RECORDS SINCE 2001

Coach	Team(s)	W	L	T	Pct.
<b>Bill Belichick</b>	<b>New England</b>	<b>245</b>	<b>78</b>	<b>0</b>	<b>.759</b>
Tony Dungy	TB/IND	101	41	0	.711
Jim Harbaugh	San Francisco	49	22	1	.688
Bill Cowher	Pittsburgh	70	35	1	.665
Mike Tomlin	Pittsburgh	132	72	1	.646
Pete Carroll	Seattle	96	59	1	.619
Sean Payton	New Orleans	124	78	0	.614
Mike Martz	St. Louis	46	29	0	.613
Mike McCarthy	Green Bay	135	85	2	.613
Doug Pederson	Philadelphia	30	19	0	.612
Andy Reid	PHI/KC	188	119	1	.612
Bruce Arians	Arizona	50	32	1	.608

## 3X COACH OF THE YEAR

The Associated Press named Bill Belichick the NFL's Coach of the Year in 2010, the third time that Belichick earned the honor. He was also named Coach of the Year following the 2003 and 2007 seasons, joining Don Shula (4-time winner) and Chuck Knox as the only three-time winners.

## ABOVE THE CENTURY MARK

Bill Belichick has an overall record of 287-134, 153 games above the .500 mark. He joins Don Shula and George Halas as the only coaches with 100 more wins than losses.

## NFL COACHES WITH 100 OR MORE WINS THAT LOSSES

Head Coach	Team(s)	W	L	T	Wins above .500
Don Shula	BLT/MIA	347	173	6	174
George Halas	Chicago	324	151	31	173
<b>Bill Belichick</b>	<b>CLE/NE</b>	<b>287</b>	<b>134</b>	<b>0</b>	<b>153</b>

## 500+ FOR 3 STRAIGHT YEARS

Belichick became the first head coach in NFL history to lead a team to three straight 500-point seasons (2010-12) and four overall (2007-589, 2010-518, 2011-513 and 2012-557). St. Louis was the only other team to have done it three times (1999-526, 2000-540, 2001-503).

## CLIMBING THE WINS LADDER

Belichick now has 223 career regular-season wins with the Patriots, the fourth-most regular-season wins with one team among head coaches.

## NFL HEAD COACHES WITH THE MOST WINS WITH ONE TEAM

Coach	Team	W	L	T
George Halas	Chicago	318	148	31
Don Shula	Miami	257	133	2
Tom Landry	Dallas	250	162	6
<b>Bill Belichick</b>	<b>New England</b>	<b>223</b>	<b>79</b>	<b>0</b>
Curly Lambeau	Green Bay	209	104	21
Chuck Noll	Pittsburgh	193	148	1

## BETTER THAN AVERAGE

Belichick has led the Patriots to 18 straight seasons with a winning record (2001-18), second all-time behind Tom Landry, whose Dallas Cowboys accomplished the feat 20 straight years from 1966-85.

## MOST CONSECUTIVE SEASONS WITH A WINNING RECORD

Head Coach	Team	Years
Tom Landry	Dallas	20 – 1966-85
<b>Bill Belichick</b>	<b>New England</b>	<b>18 – 2001-18</b>
Curly Lambeau	Green Bay	14 – 1934-47
Curly Lambeau	Green Bay	12 – 1921-32
George Halas	Chicago	10 – 1933-42
John Madden	Oakland	10 – 1969-78

## CAREER MILESTONE

Belichick is just the fourth NFL head coach to reach 250 career regular-season victories. His 259 regular-season wins are the third-most regular season wins all-time.

## MOST REGULAR-SEASON WINS, NFL HEAD COACHES

Head Coach	Team(s)	W	L	T
Don Shula	BLT/MIA	328	156	6
George Halas	Chicago	318	148	6
<b>Bill Belichick</b>	<b>CLE/NE</b>	<b>259</b>	<b>123</b>	<b>0</b>
Tom Landry	Dallas	250	162	6
Curly Lambeau	GB/CHI/WAS	226	132	22

## DIVISIONAL SUCCESS

### HEAD COACHES WITH THE HIGHEST WINNING PERCENTAGE AGAINST DIVISION OPPONENTS (SINCE 1970 - MINIMUM 60 GAMES)

Head Coach	Team(s)	W	L	T	Win Pct.
Mike Tomlin	Pittsburgh	50	20	1	.711
George Allen	LAR/WAS	42	18	2	.700
Bud Grant	Minnesota	69	31	1	.688
Tom Landry	Dallas	101	46	0	.687
Mike McCarthy	Green Bay	51	23	2	.684
<b>Bill Belichick</b>	<b>CLE/NE</b>	<b>101</b>	<b>47</b>	<b>0</b>	<b>.682</b>
Marty Schottenheimer	CLE/KC/SD/WAS	95	51	0	.651

### HEAD COACHES WITH THE MOST WINS AGAINST DIVISION OPPONENTS SINCE 1970

Head Coach	Team(s)	Wins vs. Div. Opponents
Don Shula	Miami	132
<b>Bill Belichick</b>	<b>CLE/NE</b>	<b>101</b>
Tom Landry	Dallas	101
Dan Reeves	DEN/NYG/ATL	95
Marty Schottenheimer	CLE/KC/SD/WAS	95






# TOM BRADY NEWS & NOTES

## CAREER NOTES

Tom Brady has quarterbacked the Patriots to victories in 205 of his 265 career regular-season starts, compiling a .774 winning percentage and giving him the best record of any quarterback in the Super Bowl era (since 1966). Brady's 155 career wins in his first 200 starts are the most in NFL history. Peyton Manning is second with 136 wins in his first 200 career starts.



## WHAT TO LOOK FOR IN 2018

- Brady is second in NFL history behind Adam Vinatieri for the most wins all-time by an NFL player. He has 232 wins, while Adam Vinatieri has 233.
- If Brady reaches 30 or more touchdowns passes in 2018, he will become just the fourth player in NFL history with 30 or more touchdown passes in eight seasons, joining Drew Brees (10), Brett Favre (9) and Peyton Manning (9).
- Brady has passed for 4,000 yards nine times in his career and if he reaches 4,000 yards in 2018, he will be the third player to reach 10 seasons with 4,000 yards passing, joining Peyton Manning (14) and Drew Brees (12).
- Brady is tied with eight other NFL players with two games with six or more touchdowns and needs one six-TD game to tie Peyton Manning, who had three games with six or more touchdowns.
- Tom Brady has won 30 Player of the Week awards to set the NFL record for the most Player of the Week honors, and he has an NFL record 10 Player of the Month honors.
- Brady leads the NFL with 56 career games with three touchdown passes and no interceptions.
- Brady has started 265 regular-season games at quarterback, tied with Peyton Manning for second all-time behind the 298 starts by Brett Favre.
- Brady (13) needs one more Pro Bowl berth to join Tony Gonzalez (14), Peyton Manning (14), Bruce Matthews (14) and Merlin Olsen (14) as the only NFL players with at least 14 Pro Bowl berths.

## 2018 ACCOMPLISHMENTS

- Brady (512) became the third QB in NFL history to throw 500 career touchdown passes, joining Peyton Manning (539), Drew Brees (519) and Brett Favre (508). Brady reached the mark with three touchdowns passes vs. Indianapolis (10/04/18). He is the only player with 500 touchdowns with one team.
- Brady has 583 touchdown passes overall (512 in the regular season and 71 in the postseason), the most in NFL history. He moved past Peyton Manning to take the lead with three TD passes at Miami (12/09/18).
- Brady moved past Peyton Manning in the win over the Jets (11/25/18) and now has the most total passing yards in NFL history, including the postseason, and now has 80,364 total passing yards.
- Brady passed for 279 yards at Pittsburgh (12/16/18) to become the fourth quarterback in NFL history to reach 70,000 regular-season passing yards. He now has 70,138 passing yards entering this week's game.

## 2018 ACCOMPLISHMENTS

- Brady has thrown touchdowns to 71 different players in his career, the most touchdown targets by a QB. Brady reached the milestone on a 34-yard touchdown pass to WR Josh Gordon vs Indianapolis (10/04/18). It was also his 500th career regular-season touchdown pass.
- Brady appeared in his 267th regular-season game at Pittsburgh (12/16/18), moving him out of a tie with Peyton Manning for third-most games played by a quarterback, behind George Blanda (340) and Brett Favre (302).
- Brady is in his 19th season with the Patriots in 2018, joining Jim Marshall (19-Minnesota), Bruce Matthews (19-Houston/Tennessee), Darrell Green (20-Washington), Jackie Slater (20-L.A. Rams) and Jason Hanson (21-Detroit) as the only players with at least 19 seasons with one NFL team.

## RECORDING SUCCESS

### TOP WINNING PERCENTAGE IN SUPER BOWL ERA (SINCE 1966, MINIMUM 50 STARTS, REGULAR SEASON ONLY)

Player	Team(s)	Years	W	L	T	Pct.
1. Tom Brady	New England	2000-18	205	60	0	.774
2. Roger Staubach	Dallas	1969-79	85	29	0	.746
3. Joe Montana	SF/KC	1979-94	117	47	0	.713



## ACTIVE QUARTERBACKS WINNING PERCENTAGE

(MINIMUM 32 STARTS, REGULAR SEASON ONLY)

Quarterback	Team(s)	W	L	T	Pct.
1. Tom Brady	New England	205	60	0	.774
2. Ben Roethlisberger	Pittsburgh	143	68	1	.677
3. Russell Wilson	Seattle	73	36	1	.668
4. Dak Prescott	Dallas	30	16	0	.652
5. Aaron Rodgers	Green Bay	99	56	1	.638
6. Jared Goff	L.A. Rams	22	14	0	.611
7. Andrew Luck	Indianapolis	51	33	0	.607
8. Joe Flacco	Baltimore	96	67	0	.589
9. Drew Brees	SD/NO	154	108	0	.588
10. Alex Smith	SF/KC/WAS	94	66	1	.587

## 12 AFC CHAMPIONSHIP GAME APPEARANCES

The Patriots have reached 12 conference championship games in the Tom Brady/Bill Belichick era (since 2001 with Brady starting at QB). The Patriots have made 12 title games in the 16 seasons with Brady as the starter.



# TOM BRADY NEWS & NOTES

## ALL-TIME WINS LEADER

### MOST CAREER WINS BY A STARTING NFL QUARTERBACK (INCLUDING PLAYOFFS)

Quarterback	Team(s)	Wins
Tom Brady	New England	232 (205 reg. season/27 postseason)
Peyton Manning	IND/DEN	200 (186 reg. season/14 postseason)
Brett Favre	ATL/GB/NYJ/MIN	199 (186 reg. season/13 postseason)
John Elway	Denver	162 (148 reg. season/14 postseason)

### MOST GAMES OVER .500 (INCLUDING PLAYOFFS)

Quarterback	Games Over .500	W	L	T
Tom Brady	162	232	70	0
Peyton Manning	108	200	92	0

### MOST OVERALL WINS

Brady's 232 career wins are an NFL record by a quarterback and the second-most among all NFL players all-time.

### MOST WINS BY AN NFL PLAYER INCLUDING PLAYOFFS REGULAR SEASON

Player	Wins	Player	Wins
Adam Vinatieri	233	Adam Vinatieri	213
Tom Brady	232	George Blanda	209
George Blanda	218	Tom Brady	205
Jerry Rice	211	Gary Anderson	201
Gary Anderson	210	Jerry Rice	194
Peyton Manning	200		

### PILING UP THE WINS

#### MOST REGULAR-SEASON WINS BY A QB IN NFL HISTORY (REGULAR SEASON ONLY)

Name	W	L	T	Pct.
Tom Brady	205	60	0	.774
Brett Favre	186	112	0	.624
Peyton Manning	186	79	0	.702
Drew Brees	154	108	0	.588
John Elway	148	82	1	.643
Dan Marino	147	93	0	.613
Ben Roethlisberger	143	68	1	.677
Fran Tarkenton	124	109	6	.531
Johnny Unitas	119	64	4	.647
Joe Montana	117	47	0	.713
Philip Rivers	117	89	0	.567

### NFL FRANCHISE WINS LEADER

Brady has 205 career regular-season wins with the Patriots, the most by a starting quarterback with one team. Brady set the record with his 161st win in his 208th game, breaking Brett Favre's record of 160 wins with the Packers (253 starts).

### MOST WINS AS A STARTING QB FOR ONE TEAM

Player	Team	Wins
Tom Brady	New England	205
Brett Favre	Green Bay	160
John Elway	Denver	148
Dan Marino	Miami	147
Ben Roethlisberger	Pittsburgh	142
Peyton Manning	Indianapolis	141

## MVP AWARDS

Brady was named the NFL's Most Valuable Player in 2017 for the third time in his career. He is one of five NFL players to win the honor at least three times.

### MOST NFL MVP AWARDS

Player	MVP Awards	Years
Peyton Manning	5	2003-04, 08-09, 13
Tom Brady	3	2007, 10, 17
Jim Brown	3	1957-58, 65
Brett Favre	3	1995, 96-97
Johnny Unitas	3	1959, 64, 67

## RECORD TITLE HOLDER

Tom Brady extended his NFL record with a 15th division championship in 2017.

Quarterback	Division Titles
Tom Brady	15
Peyton Manning	12
Joe Montana	9

## BRADY'S COMEBACKS

Brady has engineered 56 career game-winning performances to lead his team back from a fourth quarter deficit or tie.

DATE	OPP.	SCORE	TIME REMAINING				PASSING STATISTICS				FINAL
			IN REG.	ATT	CMP	YDS	TD	INT			
11/04/18	GB	17-17	15:00	6	6	104	1	0			31-17
10/14/18	KC	40-40	3:03	2	2	55	0	0			43-40
01/21/18	JAC#	10-20	14:52	14	9	138	2	0			24-20
12/17/17	at PIT	16-24	15:00	8	4	75	0	0			27-24
09/24/17	HOU	28-33	2:24	7	5	93	1	0			36-33
02/05/17	ATL**	9-28	15:00	27	21	246	1	0	(ot)		34-28
11/27/16	at NYJ	13-17	10:17	15	10	132	1	0			22-17
11/15/15	at NYG	17-23	15:00	18	11	193	1	1			27-26
10/25/15	NYJ	16-17	15:00	17	14	150	2	0			30-23
02/01/15	SEA**	14-24	15:00	15	13	124	2	0			28-24
01/10/15	BAL*	28-28	15:00	8	9	72	1	0			35-31
12/21/14	at NYJ	10-13	15:00	6	3	26	0	1			17-13
12/07/14	at SD	13-14	15:00	8	7	112	1	0			23-14
12/08/13	CLE	3-19	15:00	20	16	142	2	0			27-26
12/01/13	at HOU	21-24	15:00	12	8	87	0	0			34-31
11/24/13	DEN	21-24	15:00	19	12	100	1	0	(ot)		34-31
10/13/13	NO	23-27	1:13	5	7	70	1	0			30-27
09/08/13	at BUF	20-21	4:31	7	7	36	0	0			23-21
10/21/12	NYJ	23-26	1:37	9	13	95	0	0	(ot)		29-26
09/30/12	at BUF	21-21	15:00	7	4	78	2	0			52-28
01/22/12	BAL#	16-20	15:00	6	3	20	0	1			23-20
12/24/11	MIA	17-17	15:00	11	8	120	0	0			27-24
10/16/11	DAL	13-16	5:13	9	11	87	1	0			20-16
12/19/10	GB	21-27	13:49	6	5	82	1	0			31-27
11/25/10	at DET	24-24	15:00	5	5	86	2	0			45-24
10/17/10	BAL	10-20	14:53	24	16	156	1	1	(ot)		23-20
09/14/09	BUF	13-24	5:32	13	11	112	2	0			25-24
12/29/07	at NYG	23-28	15:00	12	8	130	1	0			38-35
12/03/07	at BAL	17-24	14:25	17	7	113	1	0			27-24
11/25/07	PHI	24-28	15:00	16	11	109	0	0			31-28
11/04/07	at IND	10-20	9:42	10	8	144	2	0			24-20
01/14/07	at SD*	13-21	8:35	14	9	122	1	1			24-21
12/03/06	DET	13-21	13:07	15	14	101	0	0			28-21
11/26/06	CHI	10-10	14:46	7	6	98	1	0			17-13
09/10/06	BUF	14-17	15:00	6	3	58	0	1			19-17
11/13/05	at MIA	15-16	2:53	2	2	76	1	0			23-16
10/30/05	BUF	7-16	10:07	4	4	69	0	0			21-16
10/09/05	at ATL	28-28	3:52	2	2	17	0	0			31-28
09/25/05	at PIT	10-13	14:19	12	12	167	0	0			23-20
02/06/05	PHI**	14-14	15:00	4	2	33	0	0			24-21
10/03/04	at BUF	17-17	15:00	4	2	8	1	0			31-17
02/01/04	CAR**	29-29	1:08	5	4	47	0	0			32-29
01/10/04	TEN*	14-14	15:00	11	6	27	0	0			17-14
11/30/03	at IND	31-31	10:21	6	3	31	1	0			38-34
11/23/03	at HOU	13-20	3:11	14	10	133	1	0	(ot)		23-20
11/03/03	at DEN	23-26	2:51	4	5	58	1	0			30-26
10/19/03	at MIA	13-13	15:00	10	7	147	1	0	(ot)		19-13
10/05/03	TEN	24-27	4:40	1	1	15	0	0			38-30
12/29/02	MIA	13-24	4:59	13	8	69	1	0	(ot)		27-24
11/10/02	at CHI	19-30	5:16	14	9	116	2	0			33-30
09/22/02	KC	38-38	0:00	5	4	46	0	0	(ot)		41-38
02/03/02	STL**	17-17	1:21	8	5	53	0	0			20-17
01/19/02	OAK*	3-13	15:00	27	20	138	0	0	(ot)		16-13
12/16/01	at BUF	6-9	5:57	13	9	116	0	0	(ot)		12-9
12/02/01	at NYJ	14-16	15:00	7	6	56	0	0			17-16
10/14/01	SD	16-26	8:48	18	13	130	1	0	(ot)		29-26

\* Statistics are from the time noted until the end of the game

\* Divisional Playoffs \*\* Super Bowl #AFC Championship



# TOM BRADY NEWS & NOTES

## 43 GAME-WINNING DRIVES

Brady has 43 game-winning drives in the fourth quarter or overtime in the regular season.

### MOST GAME WINNING DRIVES IN THE FOURTH QUARTER OR OVERTIME (REGULAR SEASON SINCE 1970)

Player	Team(s)	4th Qtr Game-Winning Drives
Peyton Manning	IND/DEN	54
Dan Marino	Miami	47
Drew Brees	SD/NO	44
<b>Tom Brady</b>	<b>New England</b>	<b>43</b>
Brett Favre	GB/NYJ/MIN	43

## COMEBACK KID

### MOST WINS BY A QB AFTER TRAILING BY 10+ POINTS SINCE 2000 (INCLUDING PLAYOFFS)

Player	Wins
<b>Tom Brady</b>	<b>32</b>
Peyton Manning	26
Eli Manning	20
Drew Brees	20
Ben Roethlisberger	19

## DIVISION TITLE MARK

Brady extended his NFL record by leading the Patriots to their ninth straight division title in 2017.

### MOST CONSECUTIVE DIVISION TITLES BY A STARTING QB

Player	Team	Consec. Division Titles (Years)
<b>Tom Brady</b>	<b>New England</b>	<b>9 (2009-17)</b>
Terry Bradshaw	Pittsburgh	6 (1974-79)
Fran Tarkenton	Minnesota	6 (1973-78)

### NFL RECORD FOR MOST DIVISION TITLES

<b>Tom Brady</b>	<b>15</b>
Peyton Manning	12
Joe Montana	9
Brett Favre	8
Terry Bradshaw	7
John Elway	7

## A WINNING COMPARISON

Tom Brady has won 27 postseason games in his career. Only five NFL franchises have won more playoff games in their history than Brady has in his career: Pittsburgh (36), New England, Dallas and Green Bay (34) and San Francisco (30).

Additionally, Tom Brady and Bill Belichick have more playoff wins (27) than the Browns, Cardinals and Lions (25) in their combined seasons of existence.

## RECORD AS A STARTER

	Reg. Season	Playoffs	Total
<b>Overall</b>	<b>205-60</b>	<b>27-10</b>	<b>232-70</b>
Home:	113-18	19-3	132-21
Road:	92-42	8-7*	100-49
<b>By Total Yardage</b>			
Less than 200:	37-17	4-1	41-18
200-299:	96-28	13-5	109-33
300 or more:	72-15	10-4	82-19
<b>Other Records</b>			
On Artificial Turf:	130-20	16-6	146-26
Temp Below 40:	40-6	14-2	54-8
Thanksgiving or later:	76-20	27-10	103-30
Leading at Halftime:	160-18	18-4	178-22
Leading after 3 Qtrs:	172-10	17-3	189-13
Overtime:	9-4	2-0	11-4
Passer rating >100.0:	117-9	14-1	131-10

\*-Includes eight Super Bowls at neutral sites

## LATE-GAME WINNER

Brady now has eight career games in which he threw a game-winning touchdown pass in the final minute of the game to turn a Patriots deficit into a Patriots win.

### 11/10/02 at Chicago\* W 33-30

The Patriots trailed 30-25 when Brady threw a 20-yard touchdown to David Patten with 21 seconds left to give the Patriots a 33-30 win.

\*Champaign, Ill.

### 11/3/03 at Denver W 30-26

The Patriots trailed 26-23 when Brady threw an 18-yard touchdown to David Givens with 30 seconds left to give the Patriots a 30-26 win.

### 12/3/07 at Baltimore W 27-24

The Patriots trailed 24-20 when Brady threw an 8-yard touchdown to Jabar Gaffney with 44 seconds left to give the Patriots a 27-24 win.

### 9/14/09 vs. Buffalo W 25-24

The Patriots trailed 24-19 when Brady threw a 16-yard touchdown to Ben Watson with 50 seconds left to give the Patriots a 25-24 win.

### 10/16/11 vs. Dallas W 20-16

The Patriots trailed 16-13 when Brady threw an 8-yard touchdown pass to Aaron Hernandez with 22 seconds left to give the Patriots a 20-16 win.

### 10/13/13 vs. New Orleans W 30-27

The Patriots trailed 27-23 when Brady threw a 17-yard touchdown pass to Kenbrell Thompson with five seconds left to give the Patriots a 30-27 win.

### 12/08/13 vs. Cleveland W 27-26

The Patriots trailed 26-21 when Brady threw a 1-yard touchdown pass to Danny Amendola with 31 seconds left to give the Patriots a 27-26 win.

### 09/24/17 vs. Houston W 36-33

The Patriots trailed 33-28 with 2:24 to play when Brady threw a 25-yard touchdown pass to WR Brandin Cooks with 23 seconds to play to give the Patriots the lead and then added a two-point play to Cooks for a 36-33 victory.

## STERLING CAREER RECORD

Tom Brady's career record is impressive no matter which division or conference foe he is facing:

Record vs. AFC East	79-20
Record vs. rest of AFC	74-25
Record vs. NFC	52-15

## WINNINGEST COACH/QB TANDEM

Bill Belichick and Tom Brady have the best winning percentage and most wins for a head coach/QB tandem since the 1970 merger.

### WINNINGEST COACH/QB TANDEM SINCE 1970 (REGULAR SEASON ONLY - BY WINNING PERCENTAGE)

Quarterback/Head Coach	Team	W	L	T	Pct.
<b>Tom Brady/Bill Belichick</b>	<b>NE</b>	<b>205</b>	<b>60</b>	<b>0</b>	<b>.774</b>
Peyton Manning/Tony Dungy	IND	85	27	0	.759
Ken Stabler/John Madden	OAK	60	19	1	.756

### WINNINGEST COACH/QB TANDEM SINCE 1970 (REGULAR SEASON ONLY - BY VICTORIES)

Quarterback/Head Coach	Team	W	L	T	Pct.
<b>Tom Brady/Bill Belichick</b>	<b>NE</b>	<b>205</b>	<b>60</b>	<b>0</b>	<b>.774</b>
Drew Brees/Sean Payton	NO	117	71	0	.622
Dan Marino/Don Shula	MIA	116	68	0	.630
Ben Roethlisberger/Mike Tomlin	PIT	114	56	1	.670
Terry Bradshaw/Chuck Noll	PIT	107	51	0	.677

### MOST WINS BY A STARTING QB THROUGH 200 STARTS

Brady had 155 career regular-season wins in his first 200 regular-season starts (.775 win pct.). Peyton Manning is second with 136 victories in his first 200 starts.

<b>Tom Brady</b>	<b>155</b>
Peyton Manning	136
Ben Roethlisberger	135
Dan Marino	125





# TOM BRADY NEWS & NOTES

## NO PLACE LIKE HOME

Brady made his 100th career home start against Chicago on Oct. 26, 2014. The win over the Bears gave Brady an 87-13 home record in his first 100 home starts, the best in NFL history since the merger for a quarterback with at least 50 starts. He owns the best regular-season and overall record at home for a quarterback in NFL history.

### BEST HOME REGULAR-SEASON STARTING RECORDS (MINIMUM 40 STARTS)

Player	Team	W	L	T	PCT.
Tom Brady	New England	113	18	0	.863
Terry Bradshaw	Pittsburgh	67	12	0	.848
Roger Staubach	Dallas	49	10	0	.831
John Elway	Denver	95	23	0	.805
Aaron Rodgers	Green Bay	61	15	1	.799

### BEST HOME STARTING RECORDS (INCLUDING PLAYOFFS)

Player	Team	W	L	PCT.
Tom Brady	New England	132	21	.863
Terry Bradshaw	Pittsburgh	75	14	.843
John Elway	Denver	104	25	.806
Russell Wilson	Seattle	47	12	.797

### BEST HOME REGULAR-SEASON RECORD IN FIRST 100 STARTS

Player	Team	W	L	PCT.
Tom Brady	New England	87	13	.870
Brett Favre	Green Bay	82	18	.820
John Elway	Denver	77	23	.770

## HOME FIELD ADVANTAGE I

Brady won his 100th regular-season game at Gillette Stadium on Dec. 24, 2017, when the Patriots beat Buffalo, 37-16. He is the only NFL quarterback with 100 wins in a stadium. He now has 107 wins at Gillette Stadium. John Elway is second with 95 wins at Mile High Stadium.

## HOME FIELD ADVANTAGE II

Brady is 76-8 overall at home in the regular season since 2007. That is equal to or more than the win total that five teams have (home and away) combined during that span.

Team	Wins Since 2007
Tampa Bay.....	73
Oakland .....	69
Los Angeles Rams .....	68
Jacksonville .....	67
Cleveland .....	54

## HOME COOKIN'

Tom Brady is second behind Drew Brees for most career touchdown passes in a single stadium in NFL history.

Player	Team	Stadium	TD Passes
Drew Brees	New Orleans	Mercedes-Benz Superdome	251
Tom Brady	New England	Gillette Stadium	241
Brett Favre	GB/MIN	Lambeau Field	214

## ROAD WINNER

The win over Denver on Nov. 12, 2017 was Brady's 86th road victory, passing Peyton Manning for the most in NFL history. Brady now has 92 career road wins.

## TOM TERRIFIC IN DECEMBER

Brady is 59-13 (.819) in December, the second-highest winning percentage in December among quarterbacks in the Super Bowl era with at least 20 starts. Roger Staubach is first (17-3, .850). Brady's 59 December wins are the most in NFL history, followed by the 52 by Brett Favre and the 49 by Peyton Manning. Additionally, Brady is 31-4 all-time in December at Gillette stadium.

## UNDEFEATED AGAINST 5

Brady is undefeated against five teams – Atlanta (5-0), Chicago (5-0), Minnesota (5-0), Dallas (4-0) and Tampa Bay (4-0). Brady is most successful against Buffalo, with a 29-3 career record and the non-divisional team he has beaten the most is Indianapolis (11-3).

## BRADY BEATS BUFFALO

Brady owns a 29-3 record against the Buffalo Bills. His 29 wins against Buffalo are most ever by a quarterback against a single team.

### MOST WINS BY A STARTING QUARTERBACK AGAINST AN OPPONENT (REGULAR SEASON ONLY)

Tom Brady.....	29 wins against Buffalo
Tom Brady.....	26 wins against New York Jets
Brett Favre.....	26 wins against Detroit
Brett Favre.....	23 wins against Chicago
Tom Brady.....	22 wins against Miami
Dan Marino.....	22 wins against Indianapolis
Ben Roethlisberger.....	22 wins against CIN & CLE

## MOST INTERCONFERENCE WINS

Tom Brady has the most wins in interconference games since 1970.

### MOST WINS IN INTERCONFERENCE GAMES SINCE 1970

Tom Brady.....	52
Peyton Manning .....	46
Brett Favre.....	43
Ben Roethlisberger.....	38
Dan Marino.....	37

## ALL-TIME LEADER IN TOTAL TDS

Brady set the NFL record for all-time touchdown passes (including playoffs) with his three-touchdown performance at Miami (12/09/18). He is one of four quarterbacks with 500 career regular-season touchdown passes and has the most touchdown passes with one team.

### ALL-TIME TOUCHDOWN PASS LEADERS (INCLUDING PLAYOFFS)

Player	Years	Team(s)	Total TD	Regular Season	Playoffs
Tom Brady	2000-Present	New England	583	512	71
Peyton Manning	1998-2015	IND/DEN	579	539	40
Brett Favre	1991-2010	ATL/GB/NYJ/MIN	552	508	44
Drew Brees	2001-present	SD/NO	548	519	29

### MOST TOUCHDOWN PASSES WITH ONE TEAM (INCLUDING PLAYOFFS)

Player	Years	Team(s)	Total TD	Regular Season	Playoffs
Tom Brady	2000-present	New England	583	512	71
Brett Favre	1992-2007	Green Bay	481	442	39
Drew Brees	2006-present	New Orleans	466	439	27
Dan Marino	1983-99	Miami	452	420	32
Peyton Manning	1998-2010	Indianapolis	428	399	29

### MOST CAREER TOUCHDOWN PASSES (REGULAR SEASON ONLY)

Peyton Manning .....	539
Drew Brees.....	519
Tom Brady.....	512
Brett Favre.....	508
Dan Marino.....	420

## 70,000 YARDS

Tom Brady became the fourth quarterback to reach 70,000 regular-season passing yards against Pittsburgh (12/16/18).

Player	Team(s)	Passing Yards
1. Drew Brees.....	SD/NO.....	74,111
2. Peyton Manning.....	IND/DEN.....	71,940
3. Brett Favre .....	GB/NYJ/MIN.....	71,838
4. Tom Brady.....	New England .....	70,138
5. Dan Marino .....	Miami.....	61,361
6. Ben Roethlisberger.....	Pittsburgh.....	55,527
7. Eli Manning.....	N.Y. Giants.....	55,371
8. Philip Rivers.....	SD/LAC.....	54,299
9. John Elway.....	Denver.....	51,475
10. Warren Moon.....	HOU/MIN/SEA/KC.....	49,325







# TOM BRADY NEWS & NOTES

## FIRST IN PASSING YARDS

Brady became the all-time NFL leader in total passing yards (regular season and playoffs) in the victory at the New York Jets on Nov. 25, 2018.

### NFL ALL-TIME LEADERS FOR PASSING YARDS (INCLUDING PLAYOFFS)

Tom Brady.....	80,364
Peyton Manning .....	79,279
Drew Brees.....	78,320
Brett Favre.....	77,693

## FIRST IN TOTAL YARDS

Brady sits first all-time in NFL history in the category of combined passing, rushing and receiving yards in the regular season and playoffs.

### NFL ALL-TIME LEADERS FOR TOTAL YARDS (INCLUDING PLAYOFFS)

Tom Brady.....	81,566
Peyton Manning .....	79,978
Brett Favre.....	79,602
Drew Brees.....	79,195
Dan Marino.....	65,952

## FOURTH-HIGHEST QB RATING

Brady owns the third-highest QB rating in NFL history.

### HIGHEST QB RATING IN NFL HISTORY

Player	Team(s)	Years	Rating
Aaron Rodgers	Green Bay	2005-18	103.1
Russell Wilson	Seattle	2012-18	100.3
Drew Brees	SD/NO	2001-18	97.7
<b>Tom Brady</b>	<b>New England</b>	<b>2000-18</b>	<b>97.6</b>
Tony Romo	Dallas	2004-16	97.1
Steve Young	TB/SF	1985-99	96.8
Peyton Manning	IND/DEN	1998-2015	96.5
Philip Rivers	SD/LAC	2004-18	96.0

## BRADY 300-YARD GAMES

Brady has 87 NFL games with 300 or more yards passing and the Patriots are 72-15 in those games. He is one of three players with at least 80 300-yard games.

### NFL QUARTERBACK 300-YARD GAMES

Drew Brees.....	114
Peyton Manning.....	93
<b>Tom Brady.....</b>	<b>87</b>
Dan Marino.....	63
Brett Favre.....	62
Philip Rivers.....	62

Brady had a career-best 11 300-yard games in 2011, tied for third-most in NFL history behind Drew Brees (13 in 2011) and Peyton Manning (12 in 2013).

## 5,000 COMPLETIONS

Brady has the fourth-most regular-season completions in NFL history.

### MOST PASS COMPLETIONS IN NFL HISTORY (REGULAR SEASON)

Drew Brees.....	6,559
Brett Favre.....	6,300
Peyton Manning .....	6,125
<b>Tom Brady.....</b>	<b>5,967</b>
Dan Marino.....	4,967

## FOUR 35-TD SEASONS

Brady, who led the NFL with 36 touchdowns in 2015, is one of four NFL quarterbacks with at least 35 touchdown passes in four different seasons.

### MOST 35+ TOUCHDOWNS SEASONS IN NFL HISTORY

Tom Brady.....	4 (2007-50, 2010-36, 2011-39, 2015-36)
Peyton Manning.....	4 (2004-49, 2012-37, 2013-55, 2014-39)
Drew Brees.....	4 (2011-46, 2012-43, 2013-39, 2016-37)
Aaron Rodgers.....	4 (2011-45, 2012-39, 2014-38, 2016-40)
Brett Favre.....	3 (1995-38, 1996-39, 1997-35)

## SEVEN 30-TD SEASONS

Brady has seven 30-touchdown seasons. The only other Patriots quarterback to have a 30-touchdown season is Vito "Babe" Parilli in 1964 when he led the AFL with 31. Brady is one of four quarterbacks in NFL history to have 30 or more touchdown passes in at least seven seasons and one of six quarterbacks in NFL history with three or more straight seasons with 30 or more touchdowns.

### MOST SEASONS WITH 30+ TOUCHDOWN PASSES

Player	30-TD Seasons
Drew Brees.....	10
Brett Favre.....	9
Peyton Manning .....	9
<b>Tom Brady.....</b>	<b>7</b>
Aaron Rodgers.....	6
Philip Rivers.....	6
Dan Marino.....	4
Tony Romo.....	4

### CONSECUTIVE 30 TOUCHDOWN SEASONS

Player	Consec. 30-TD Seasons
Drew Brees.....	9 (2008-16)
Brett Favre.....	5 (1994-98)
Peyton Manning....	5 (2009-10, 12-14)
<b>Tom Brady.....</b>	<b>3 (2010-12)</b>
Dan Marino.....	3 (1984-86)
Aaron Rodgers.....	3 (2014-16)

## ECLIPSING 3K

Brady reached 3,000 passing yards for the 16th time in 2018.

### MOST 3,000-YARD SEASONS

Brett Favre.....	18
<b>Tom Brady.....</b>	<b>16</b>
Drew Brees.....	16
Peyton Manning.....	16
Eli Manning.....	14
Dan Marino.....	13
Ben Roethlisberger .....	13
Philip Rivers.....	13

## 4,000-YARD SEASONS

Brady reached 4,000 yards passing for the ninth time in 2017.

### ALL-TIME 4,000-YARD PASSING SEASONS

Peyton Manning.....	14
Drew Brees.....	12
<b>Tom Brady.....</b>	<b>9</b>
Philip Rivers.....	9
Matt Ryan.....	8
Matthew Stafford.....	7

### PATRIOTS TOP PASSING YARD SEASONS

Player	Year	Yards
Tom Brady.....	2011.....	5,235
Tom Brady.....	2012.....	4,827
Tom Brady.....	2007.....	4,806
Tom Brady.....	2015.....	4,770
Tom Brady.....	2017.....	4,577
Drew Bledsoe.....	1994.....	4,555
Tom Brady.....	2009.....	4,398
Tom Brady.....	2013.....	4,343
Tom Brady.....	2005.....	4,110
Tom Brady.....	2014.....	4,109
Drew Bledsoe.....	1996.....	4,086



# TOM BRADY NEWS & NOTES

## A GOOD RATIO

Brady ranks first in touchdown-to-interception ratio among quarterbacks with 400 career touchdown passes. He ranks third in TD-to-INT ratio overall, behind only Aaron Rodgers (4.20) and Russell Wilson (3.10).

### BRADY TOPS 400 CLUB IN TD/INT RATIO (NFL ALL-TIME RANK IN PARENTHESES)

Player	Touchdowns	Interceptions	Ratio
Tom Brady	512 (3)	169 (47)	3.03 (3)
Peyton Manning	539 (1)	251 (9)	2.15 (10)
Drew Brees	519 (2)	233 (14t)	2.23 (6)
Dan Marino	420 (5)	252 (8)	1.67 (27)
Brett Favre	508 (4)	336 (1)	1.51 (37)

## ELITE COMPANY

Brady (265 regular-season starts and 37 playoff starts) and Pro Football Hall of Famer Jerry Rice (284 regular-season starts and 29 playoff starts) are the only NFL players with at least 200 regular-season starts and at least 25 playoff starts.

## MOST STARTS UNDER ONE HC

Brady made his 185th career start at Carolina on Nov. 18, 2013, all under Bill Belichick. It is the most starts by a quarterback under one head coach in NFL history. Brady passed Dan Marino, who had 184 career starts under head coach Don Shula. Brady now has 265 career starts under Belichick.

## FRANCHISE ALL-TIME LEADING PASSER

	ATT	COMP	YDS	
Tom Brady	2000-18	9,318	5,967	70,138
Drew Bledsoe	1993-01	4,518	2,544	29,657
Steve Grogan	1975-90	3,593	1,879	26,886

## MOST GAMES PLAYED IN PATRIOTS HISTORY

Brady passed Bruce Armstrong at Dallas (10/11/15) with his 213th game played in a Patriot uniform.

Player	Starts
Tom Brady	267
Bruce Armstrong	212
Julius Adams	206

## SECOND-MOST STARTS AT QB

Brady needs one more start to move past Peyton Manning for the second-most starts among all NFL quarterbacks.

### MOST STARTS BY AN NFL QUARTERBACK

Player	Team(s)	Starts
Brett Favre	GB/NYJ/MIN	298
Tom Brady	New England	265
Peyton Manning	IND/DEN	265
Drew Brees	SD/NO	262
Dan Marino	Miami	240
Fran Tarkenton	MIN/NYG	239
John Elway	Denver	231
Eli Manning	N.Y. Giants	228
Vinny Testaverde	TB/CLE/BAL/DAL/CAR	214
Ben Roethlisberger	Pittsburgh	211
Philip Rivers	LA Chargers	206
Warren Moon	HOU/MIN/SEA/KC	203

## 300 CLUB

Brady played in his 300th game overall vs. Tennessee (11/11/18), joining Brett Favre (326) as the only other quarterback to appear in 300 career games.

### MOST GAMES PLAYED BY AN NFL QUARTERBACK (INCLUDING PLAYOFFS)

Player	Team(s)	Games
Brett Favre	GB/NYJ/MIN	326
Tom Brady	New England	304
Peyton Manning	IND/DEN	293

## SECOND WITH 200 STARTS

Brady (265) is the second New England Patriots player to start in at least 200 games. Patriots Hall of Fame OL Bruce Armstrong started in 212 games during his career.

## PLAYER OF THE WEEK HONORS

Brady has earned an NFL-record 30 Player of the Week honors after winning the award in Weeks 2, 3 and 10 of the 2017 season. Brady has earned at least three POW awards in one season five times (2007, 09, 11, 12 and 17). Brady was also named Offensive Player of the Month for November in 2017. It was his 10th Player of the Month award, also the most in NFL history. Peyton Manning is second with eight.

### CAREER PLAYER OF THE WEEK AWARDS

Player	Years	Team(s)	POW Awards
Tom Brady	2000-18	New England	30
Peyton Manning	1998-2015	IND/DEN	27
Dan Marino	1983-1999	Miami	18
Brett Favre	1991-2010	GB/NYJ/MIN	16
John Elway	1983-1998	Denver	15

## PER GAME AVERAGE

### NFL PLAYERS TO AVG. 250 YARDS PER GAME (MINIMUM 50 GAMES)

Player	Team(s)	Yards/Game
Drew Brees	SD/NO	281.8
Matthew Stafford	Detroit	274.4
Peyton Manning	IND/DEN	270.5
Matt Ryan	Atlanta	268.0
Tom Brady	New England	262.7
Kurt Warner	STL/ARI	260.8
Aaron Rodgers	Green Bay	260.6
Ben Roethlisberger	Pittsburgh	259.5
Philip Rivers	SD/LAC	258.6
Carson Palmer	CIN/OAK/ARI	254.1
Dan Marino	Miami	253.6

## 6 TD PERFORMANCES

Brady has thrown six touchdown passes in a game twice and is one of nine NFL players to have thrown at least six touchdowns in a game twice. Brady threw six touchdowns at Miami (10/21/07) and vs. Tennessee (10/18/09).

### NFL PLAYERS WITH AT LEAST TWO 6+TD GAMES

Player	Team(s)	6+ TD Games
Peyton Manning	IND/DEN	3 (one 7-TD and two 6-TD games)
George Blanda	Houston	two 7-TD games
Y.A. Tittle	N.Y. Giants	2 (one 7-TD and one 6-TD game)
Drew Brees	New Orleans	2 (one 7-TD and one 6-TD game)
Tom Brady	New England	2
Charley Johnson	St. Louis Cardinals	2
Ben Roethlisberger	Pittsburgh	2
Aaron Rodgers	Green Bay	2
Patrick Mahomes	Kansas City	2

## MOST 5 TD PERFORMANCES

### MOST CAREER GAMES WITH FIVE TOUCHDOWN PASSES

Player	Team(s)	5-TD Games
Drew Brees	SD/NO	10
Peyton Manning	IND/DEN	9
Tom Brady	New England	6
Dan Marino	Miami	6
Ben Roethlisberger	Pittsburgh	6



# TOM BRADY NEWS & NOTES

## 28 CAREER 4-TD GAMES

Brady has thrown four or more touchdowns 28 times - 22 four-touchdown games, four five-touchdown games and two six-touchdown games. The Patriots are 27-1 when Brady throws four or more touchdown passes. He had two four-touchdown games in 2017.

### MOST GAMES WITH 4+ TOUCHDOWN PASSES

Player	Team(s)	4+ TD Games
Peyton Manning	IND/DEN	35
Drew Brees	SD/NO	34
<b>Tom Brady</b>	<b>New England</b>	<b>28</b>
Brett Favre	GB/NYJ/MIN	23

### MOST GAMES WITH 4+ TDS AND NO INTERCEPTIONS

Player	Team(s)	Games
Drew Brees	SD/NO	23
<b>Tom Brady</b>	<b>New England</b>	<b>22</b>
Peyton Manning	IND/DEN	18

## 300 YARDS, 4 TDS & 0 INTS

Brady had his 15th NFL game with 300 yards, four touchdowns and no interceptions vs. Houston (09/24/17), second in NFL history to the 20 such games by Drew Brees.

## 3 TD & 0 INTS

Brady had his 57th game with at least three touchdowns and no interceptions in the loss at Miami (12/09/18). The Patriots are 53-4 (.930) in such games.

### MOST GAMES WITH THREE TDS & ZERO INTS IN NFL HISTORY

Player	Team(s)	Games with 3+ TD/0 INT
<b>Tom Brady</b>	<b>New England</b>	<b>57</b>
Peyton Manning	IND/DEN	51
Drew Brees	SD/NO	48

## AIRING IT OUT

### BEST NFL RECORDS FOR A QB WITH 50 OR MORE PASS ATTEMPTS (INCLUDING PLAYOFFS)

Player	Team(s)	Record
<b>Tom Brady</b>	<b>New England</b>	<b>19-9 (6-2 in postseason)</b>
Dan Marino	Miami	5-11
Drew Brees	SD/NO	4-15
Peyton Manning	IND/DEN	4-13

## SECOND FOR ATTEMPTS BETWEEN INTS

Brady attempted 358 consecutive regular-season passes without an interception, a streak spanning from Oct. 17, 2010-Sept. 1, 2011. Brady eclipsed Bernie Kosar's record on Dec. 26, 2010, at Buffalo. The record was broken by Aaron Rodgers in 2018.

### MOST CONSECUTIVE PASS ATTEMPTS WITHOUT AN INTERCEPTION

Player	Team	Season(s)	Att
Aaron Rodgers	Green Bay	2018	402
<b>Tom Brady</b>	<b>New England</b>	<b>2010-11</b>	<b>358</b>
Alex Smith	Kansas City	2015	312
Bernie Kosar	Cleveland	1990-91	308
Drew Brees	New Orleans	2015-16	305

## 71 DIFFERENT TARGETS

Brady connected with WR Josh Gordon on a 34-yard touchdown pass in the win vs. Indianapolis (10/04/18), becoming the 71st different player to catch a touchdown pass from Brady. In doing so, Brady moved past Vinny Testaverde for the most TD targets by a quarterback in NFL history.

### MOST TOUCHDOWN TARGETS BY AN NFL QUARTERBACK

Quarterback	Team(s)	TD Targets
<b>Tom Brady</b>	<b>New England</b>	<b>71</b>
Vinny Testaverde	TB/CLE/BAL/DAL/CAR	70
Steve DeBerg	SF/DEN/TB/KC/ATL	62
Brett Favre	GB/NYJ/MIN	61

## 40 YEAR-OLD QBS

Brady joined just 12 other quarterbacks since the 1970 merger to start an NFL game past the age of 40. The oldest player to attempt a pass in a game was George Blanda at age 48 as a member of the Oakland Raiders in the final game of his career on Dec. 21, 1975. Blanda finished with one completion on three attempts for 11 yards. Brady is the fourth Patriots player to play at 40, joining Doug Flutie (43 in 2005), Vinny Testaverde (43 in 2006) and Junior Seau (40 in 2009).

### 40 YEAR OLDS TO START AT QB SINCE 1970

Player/Team	Age at Last Start	Date of Last Start
Steve DeBerg/ATL	44 years, 9 mos.	10/25/1998 at NYJ
Warren Moon/KC	44 years, 0 mos.	11/26/2000 at SD
Vinny Testaverde/CAR	44 years, 0 mos.	12/9/2007 at JAX
Doug Flutie/SD	42 years, 2 mos.	1/2/2005 vs. KC
Earl Morrall/MIA	41 years, 6 mos.	12/1/1975 vs. NE
<b>Tom Brady/NE</b>	<b>41 years, 4 mos.</b>	<b>12/16/18 at PITT</b>
Brett Favre/MIN	41 years, 2 mos.	12/20/2010 vs. CHI
Len Dawson/KC	40 years, 5 mos.	12/7/1975 vs. SD
Vince Evans/OAK	40 years, 5 mos.	12/3/1995 vs. KC
Johnny Unitas/SD	40 years, 5 mos.	10/7/1973 at PIT
Matt Hasselbeck/IND	40 years, 3 mos.	12/27/2015 at MIA
Sonny Jurgensen/WAS	40 years, 3 mos.	12/15/1974 vs. CHI
Brad Johnson/DAL	40 years, 1 mos.	11/2/2008 at NYG

\*In NFL history, 13 other QBs aged 40+ have started at least one game.

### STARTING QUARTERBACKS AT AGE 40-OR-OLDER NFL HISTORY

Player	W-L	TD-INT	Rating
<b>Tom Brady</b>	<b>22-8</b>	<b>56-17</b>	<b>100.3</b>
Brett Favre	13-12	36-25	90.2
Warren Moon	11-14	37-25	80.4
Vinny Testaverde	8-17	24-32	72.3
Matt Hasselbeck	5-3	9-5	84.0
Doug Flutie	3-3	10-4	80.4
Sonny Jurgensen	3-1	11-5	94.5
Charlie Conerly	2-1	7-6	61.8
Earl Morrall	2-0	6-6	74.2
Len Dawson	1-4	5-4	90.0
Vince Evans	1-2	6-8	71.5
Brad Johnson	1-2	2-5	50.5
Johnny Unitas	1-3	3-7	40.0
Steve DeBerg	0-1	3-1	80.4

Brady led the Patriots to their ninth win of the season in the victory over Miami on Nov. 26, 2017, the most ever by a 40-year old quarterback in the Super Bowl era. Brady also threw four touchdowns in that win over Miami to push his 2017 total to 26 touchdowns, the most in a single season by a 40-year old quarterback.

Brady led the NFL with 4,577 yards passing in 2017 to become the oldest quarterback to lead the NFL in passing.

### MOST PASSING YARDS BY A PLAYER AT AGE 40

Player	Year	Yards
<b>Tom Brady</b>	<b>2017</b>	<b>4,577</b>
Warren Moon	1997	3,678
Vinny Testaverde	2004	3,532
Brett Favre	2009	3,365



# TOM BRADY NEWS & NOTES

## MISTAKE-FREE FOOTBALL

Brady set an NFL record from 2010-11 with 11 consecutive starts without throwing an interception. He went 358 consecutive pass attempts without throwing a pick.

### BRADY'S MOST CONSECUTIVE STARTS WITHOUT AN INT.

Player	Consec. Starts Without an INT	Dates
Tom Brady	11*	10/24/10-01/02/11
Tom Brady	6	12/18/16-10/05/17

\*NFL Record

### BRADY'S CONSECUTIVE PASSES WITHOUT AN INTERCEPTION

Player	Consec. Passes Without an INT	Dates
Tom Brady	358	10/17/10-09/12/11
Tom Brady	264	12/12/16-10/05/17
Tom Brady	201	10/14/12-12/02/12
Tom Brady	196	12/21/14-10/18/15
Tom Brady	190	09/16/12-10/14/12

## ANOTHER MILESTONE FOR BRADY

Brady reached 1,000 yards rushing in his 265th game, the most games in NFL history that it has taken a player to reach the milestone. Before Brady, Y.A. Tittle held the record with 1,000 yards rushing in his 161st NFL game. Tittle finished his NFL career with 999 yards rushing.

### PATRIOTS QB LEADING RUSHERS

Steve Grogan	2,176
<b>Tom Brady</b>	<b>1,003</b>
Babe Parilli	949

## THE BRADY SIX

Brady was the seventh quarterback selected in the 2000 NFL Draft.

### QUARTERBACKS TAKEN IN THE 2000 NFL DRAFT

Rd	Pick	Player	Taken By
1	18	Chad Pennington	N.Y. Jets
3	65	Giovanni Carmazzi	San Francisco
3	75	Chris Redman	Baltimore
5	163	Tee Martin	Pittsburgh
6	168	Marc Bulger	New Orleans
6	183	Spergon Wynn	Cleveland
<b>6</b>	<b>199</b>	<b>Tom Brady</b>	<b>New England</b>

## BRADY SINGLE-SEASON NOTES

### BRADY HAD LOW INT PCT.

Brady threw just two interceptions in 432 pass attempts in 2016 for an interception rate of 0.46, fourth-best in a single season. Patriots backup QB Brian Hoyer set the NFL record in 2016 with Chicago by attempting 200 passes without an interception.

### NFL INTERCEPTION PERCENTAGE (MINIMUM 150 ATTEMPTS)

Player	Team	Year	ATT-INT	Int. Pct.
Brian Hoyer	Chicago	2016	200-0	0.00
Damon Huard	Kansas City	2006	244-1	0.41
Josh McCown	Chicago	2013	224-1	0.45
<b>Tom Brady</b>	<b>New England</b>	<b>2016</b>	<b>432-2</b>	<b>0.46</b>
David Garrard	Jacksonville	2005	168-1	0.60
Nick Foles	Philadelphia	2013	317-2	0.63
Joe Ferguson	Buffalo	1976	151-1	0.66
Sam Bradford	Minnesota	2016	519-4	0.77
<b>Tom Brady</b>	<b>New England</b>	<b>2010</b>	<b>492-4</b>	<b>0.81</b>
Dak Prescott	Dallas	2016	459-4	0.87
Steve DeBerg	Kansas City	1990	444-4	0.90
Sam Bradford	Minnesota	2016	552-5	0.90

## 50 TD PASSES

Brady threw a then NFL-record 50 touchdown passes in 2007.

### QUARTERBACKS WITH 45 OR MORE TOUCHDOWN PASSES IN A SEASON

Player	Team	Year	TD Passes
Peyton Manning	Denver	2013	55
<b>Tom Brady</b>	<b>New England</b>	<b>2007</b>	<b>50</b>
Peyton Manning	Indianapolis	2004	49
Dan Marino	Miami	1984	48
Drew Brees	New Orleans	2011	46
Aaron Rodgers	Green Bay	2011	45
Patrick Mahomes	Kansas City	2018	45

## SINGLE SEASON PASSING LEADERS

Brady owns nine of the 11 4,000-yard passing seasons in Patriots history.

### PATRIOTS TOP PASSING YARDS/SEASON

Player	Year	Yards
Tom Brady	2011	5,235
Tom Brady	2012	4,827
Tom Brady	2007	4,806
Tom Brady	2015	4,770
Tom Brady	2017	4,577
Drew Bledsoe	1994	4,555
Tom Brady	2009	4,398
Tom Brady	2013	4,343
Tom Brady	2005	4,110
Tom Brady	2014	4,109
Drew Bledsoe	1996	4,086

## PASSING YARD PACE

Brady owns one of the nine 5,000-yard passing seasons in NFL history.

### MOST PASSING YARDS IN A SEASON

Player	Team	Year	Yards
Peyton Manning	Denver	2013	5,477
Drew Brees	New Orleans	2011	5,476
<b>Tom Brady</b>	<b>New England</b>	<b>2011</b>	<b>5,235</b>
Drew Brees	New Orleans	2016	5,208
Drew Brees	New Orleans	2012	5,177
Drew Brees	New Orleans	2013	5,162
Dan Marino	Miami	1984	5,084
Drew Brees	New Orleans	2008	5,069
Matthew Stafford	Detroit	2011	5,038

## CAREER HIGH COMPLETIONS

Brady threw a career-high 402 completions in 2015. His previous best was 401 completions in 2011 and 2012. Brady (3) joined Drew Brees (9), Matt Ryan (4) and Peyton Manning (3) for the most seasons with 400 completions.

## BEST TD/INT RATIO IN NFL HISTORY

Brady threw 28 touchdown passes and just two interceptions in 2016 for an NFL-best single-season TD/INT ratio of 14.0.

### BEST SINGLE-SEASON TD/INT RATIO IN NFL HISTORY (MINIMUM OF 20 TD PASSES)

Player	Team	Year	TD/INT	Ratio
<b>Tom Brady</b>	<b>New England</b>	<b>2016</b>	<b>28/2</b>	<b>14.00</b>
Nick Foles	Philadelphia	2013	27/2	13.50
<b>Tom Brady</b>	<b>New England</b>	<b>2010</b>	<b>36/4</b>	<b>9.00</b>
Aaron Rodgers	Green Bay	2014	38/5	7.60
Aaron Rodgers	Green Bay	2011	45/6	7.50
<b>Tom Brady</b>	<b>New England</b>	<b>2007</b>	<b>50/8</b>	<b>6.25</b>





# TOM BRADY NEWS & NOTES

## BRADY SINGLE GAME NOTES

### 300 IN A HALF

Brady had his fifth 300-yard half and his second 300-yard first half after throwing for 302 yards in the first half at New Orleans (09/17/17).

Yards	Game	Half
367	vs. San Francisco (12-16-12)	2nd half
345	vs. Tennessee (10-18-09)	1st half
323	vs. Cleveland (12-08-13)	2nd half
306	at Miami (9-12-11)	2nd half
302	at New Orleans (9-17-17)	1st half

### SINGLE-GAME RECORDS

Tom Brady threw for 466 yards at Buffalo (09/20/15), the second-highest single-game mark of his career and the most ever against Buffalo, eclipsing the 464 yards by George Blanda in 1961.

### MOST PASSING YARDS IN A GAME IN PATRIOTS HISTORY

Player	Date	Opp	Att	Cmp	Yds	TD	Int
Tom Brady	09/12/11	MIA	48	32	517	4	1
Tom Brady	09/20/15	BUF	59	38	466	3	0
Tom Brady	09/17/17	NO	39	30	447	3	0
Tom Brady	12/16/12	SF	65	36	443	1	2
Tom Brady	11/03/13	PIT	33	23	432	4	0
Drew Bledsoe	11/13/94	MIN	70	45	426	3	0
Drew Bledsoe	11/23/98	MIA	54	28	423	2	2
Tom Brady	09/18/11	SD	40	31	423	3	0

### SPREADING THE WEALTH

Brady has completed passes to 10 different receivers 10 times in his career, most recently in a win at Buffalo (10/12/14).

### BRADY HANGS 50

Brady and the Patriots knocked off Jacksonville, 51-17, on Sept. 27, 2015, the eighth time New England has scored at least 50 points in a game started by Brady, the most by a quarterback in NFL history. Pro Football Hall of Famer Len Dawson (6) is second. Brady's eight 50-point games are more than 20 current teams have in their entire history.

Date	Opponent	Score
10/28/07	vs. Washington	52-7
11/18/07	at Buffalo	56-10
10/18/09	vs. Tennessee	59-0
09/30/12	at Buffalo	52-28
11/18/12	vs. Indianapolis	59-24
11/03/13	vs. Pittsburgh	55-31
10/26/14	vs. Chicago	51-23
09/27/15	vs. Jacksonville	51-17

### BRADY THE PASS CATCHER

Brady caught a 6-yard pass from WR Julian Edelman vs. Tennessee (11/11/18), joining WR Jerry Rice as the only 41-year olds in NFL history with a reception.

## 50-YARD DOUBLE DOWN

Brady has thrown at least two 50-yard passes in the same game 12 times in his career. His career best came in 2009 with three 50-yard strikes in one game.

### BRADY'S GAMES WITH AT LEAST TWO 50-YARD PASSES

#### 10/9/05 @ ATLANTA

55t (3Q) Bethel Johnson  
51 (1Q) Deion Branch

#### 1/14/06 @ DENVER \*AFC DIVISIONAL PLAYOFF ROUND

73 (4Q) Deion Branch  
51 (2Q) Andre' Davis

#### 12/31/06 @ TENNESSEE

62t (3Q) Reche Caldwell  
52 (1Q) Corey Dillon

#### 12/9/07 VS. PITTSBURGH

63t (2Q) Randy Moss  
56t (3Q) Jabar Gaffney >Flea-flicker  
w/R. Moss

#### 11/15/09 @ INDIANAPOLIS

63t (2Q) Randy Moss  
55 (1Q) Randy Moss

#### 12/06/09 @ MIAMI

58t (1Q) Randy Moss  
58 (2Q) Wes Welker  
81t (3Q) Sam Aiken

#### 11/22/12 @ NY JETS

83t (2Q) Shane Vereen  
56t (2Q) Julian Edelman

#### 11/03/13 VS. PITTSBURGH

57 (2Q) Danny Amendola  
81t (4Q) Aaron Dobson

#### 11/15/15 @ NEW YORK GIANTS

76t (4Q) Rob Gronkowski  
54 (4Q) Brandon LaFell

#### 10/30/16 @ BUFFALO

53t (1Q) Chris Hogan  
53t (2Q) Rob Gronkowski

#### 12/04/16 VS. BALTIMORE

61 (2Q) James White  
79t (4Q) Chris Hogan

#### 11/19/17 @ OAKLAND

52 (2Q) Brandin Cooks  
64t (3Q) Brandin Cooks





# TOM BRADY PLAYOFF NOTES

## TOPS IN POSTSEASON STATS LISTS

Tom Brady leads the NFL in postseason touchdowns (71), passing yards (10,226), postseason wins (27) and postseason 300-yard games (14).

### NFL ALL-TIME LEADERS: POSTSEASON TOUCHDOWN PASSES

Player	Team(s)	TDs
Tom Brady	New England	71
Joe Montana	SF/KC	45
Brett Favre	GB/MIN	44
Peyton Manning	IND/DEN	40
Aaron Rodgers	Green Bay	36
Dan Marino	Miami	32
Kurt Warner	STL/ARZ	31

### NFL ALL-TIME LEADERS: POSTSEASON TD PASSES, SINGLE GAME

Player	Team	Game	TDs
Tom Brady	NE	AFC-D: NE vs. DEN (01/14/12)	6
Daryle Lamonica	OAK	AFC-D: OAK vs. HOU (12/21/69)	6
Steve Young	SF	SB: SF vs. SD (01/30/95)	6

### NFL ALL-TIME LEADERS: POSTSEASON PASSING YARDS

Player	Team(s)	YDs
Tom Brady	New England	10,226
Peyton Manning	IND/DEN	7,339
Brett Favre	GB/MIN	5,855
Joe Montana	SF/KC	5,772
Ben Roethlisberger	Pittsburgh	5,256

### NFL ALL-TIME LEADERS: POSTSEASON COMPLETIONS

Player	Team(s)	Completions
Tom Brady	New England	920
Peyton Manning	IND/DEN	649
Brett Favre	GB/MIN	481
Joe Montana	SF/KC	460

### NFL ALL-TIME LEADERS: POSTSEASON COMP. PCT., SINGLE GAME

Player	Team	Game	Comp PCT.
Tom Brady	NE	AFC-D: NE vs. JAX (01/12/08)	92.9 (26-28)
Phil Simms	NYG	SB: NYG vs. DEN, (01/26/87)	88.0 (22-25)
Kurt Warner	ARI	NFC-WC: ARI vs. (02/01/09)	87.9 (29-33)

### MOST 300-YARD PASSING GAMES, POSTSEASON HISTORY

Player	Team(s)	300-Yd Games
Tom Brady	New England	14
Peyton Manning	IND/DEN	9
Drew Brees	SD/NO	7
Aaron Rodgers	Green Bay	6
Joe Montana	SF/KC	6
Kurt Warner	STL/ARZ	6
Dan Fouts	San Diego	5
Ben Roethlisberger	Pittsburgh	5

### NFL ALL-TIME LEADERS: POSTSEASON TD PASSES, CONSECUTIVE GAMES

Player	Team(s)	Games
Brett Favre	GB/MIN	20 (1995-2009)
Tom Brady	New England	18 (2001-11)
Dan Marino	Miami	13 (1983-95)

### QBS WITH MORE THAN 3 SUPER BOWL VICTORIES

Player	Team	Wins
Tom Brady	New England	5
Terry Bradshaw	Pittsburgh	4
Joe Montana	San Francisco	4

### PLAYERS WITH MULTIPLE SUPER BOWL MVP AWARDS

Player	Team	MVPs
Tom Brady	New England	4
Joe Montana	San Francisco	3
Terry Bradshaw	Pittsburgh	2
Bart Starr	Green Bay	2
Eli Manning	N.Y. Giants	2

## BRADY HAS MOST PLAYOFF WINS

Tom Brady is the winningest quarterback in NFL playoff history among signal callers who have made at least 10 starts.

### MOST PLAYOFF WINS BY STARTING QB IN NFL HISTORY

Player	Team(s)	Playoff Wins
Tom Brady	New England	27
Joe Montana	SF/KC	16
Terry Bradshaw	Pittsburgh	14
John Elway	Denver	14
Peyton Manning	IND/DEN	14
Brett Favre	GB/MIN	13
Ben Roethlisberger	Pittsburgh	13

### HIGHEST PLAYOFF WIN PCT. BY STARTING QB IN NFL HISTORY (MINIMUM 10 STARTS)

Player	Team(s)	W	L	PCT.
Bart Starr	Green Bay	9	1	.900
Jim Plunkett	OAK/L.A. Raiders	8	2	.800
Terry Bradshaw	Pittsburgh	14	5	.737
Troy Aikman	Dallas	11	4	.733
Tom Brady	New England	27	10	.730
Joe Montana	SF/KC	16	7	.696
Kurt Warner	STL/ARZ	9	4	.692
Russell Wilson	Seattle	8	4	.667
John Elway	Denver	14	7	.667
Joe Flacco	Baltimore	10	5	.667
Eli Manning	NY Giants	8	4	.667

### MOST PLAYOFF STARTS BY A QUARTERBACK

Player	Team(s)	Starts
Tom Brady	New England	37
Peyton Manning	IND/DEN	27
Brett Favre	GB/MIN	24
Joe Montana	SF/KC	23
John Elway	Denver	21
Ben Roethlisberger	Pittsburgh	21

## BRADY IN THE SUPER BOWL

Brady is the all-time leader in Super Bowl passing yards (2,576), completions (235), pass attempts (357) and touchdowns (18). Brady's start in Super Bowl LII was his NFL-record eighth Super Bowl start, the most among all NFL players.

### SUPER BOWL PASSING YARDS

Player	ATT	CMP	Yards
Tom Brady	357	235	2,576
Kurt Warner	132	83	1,156
Joe Montana	122	83	1,142
John Elway	152	76	1,128
Peyton Manning	155	103	1,001
Terry Bradshaw	84	49	932

### SUPER BOWL PASSING TOUCHDOWNS

Player	Appearances	TDs
Tom Brady	8	18
Joe Montana	4	11
Terry Bradshaw	4	9
Roger Staubach	4	8
Kurt Warner	3	6

### SUPER BOWL STARTS BY A QUARTERBACK

Starting QB	Team(s)	Starts	Appearances
Tom Brady	NE	8	XXXVI, XXXVIII, XXXIX, XLII, XLVI, XLIX, LI, LII
John Elway	DEN	5	XXI, XXII, XXIV, XXXII, XXXIII
Terry Bradshaw	PIT	4	IX, X, XIII, XIV
Jim Kelly	BUF	4	XXV, XXVI, XXVII, XXVIII
Peyton Manning	IND/DEN	4	XLI, XLIV, XLVIII, 50
Joe Montana	SF	4	XVI, XIX, XXIII, XXIV
Roger Staubach	DAL	4	VI, X, XII, XIII



# TOM BRADY PLAYOFF NOTES

## CONFERENCE KING

The 2017 AFC Championship was Tom Brady's eighth conference title, the most conference titles for a quarterback in NFL history during the Super Bowl Era (since 1966).

### MOST CONFERENCE CHAMPIONSHIPS BY A STARTING QUARTERBACK IN SUPER BOWL ERA

STARTING QB	TEAM(S)	#	SEASONS	SUPER BOWL APPEARANCES
Tom Brady	New England	8	2001, 03-04, 07, 11, 14, 16-17	XXXVI, XXXVIII, XXXIX, XLII, XLVI, XLIX, LI, LII
John Elway	Denver	5	1986, 87, 89, 97-98	XXI, XXII, XXIV, XXXII, XXXIII
Terry Bradshaw	Pittsburgh	4	1974-75, 78-79	IX, X, XIII, XIV
Jim Kelly	Buffalo	4	1990-93	XXV, XXVI, XXVII, XXVIII
Joe Montana	San Francisco	4	1981, 84, 88-89	XVI, XIX, XXIII, XXIV
Roger Staubach	Dallas	4	1971, 75, 77-78	VI, X, XII, XIII
Peyton Manning	IND/DEN	4	2006, 09, 13, 15	XLI, XLIV, XLVIII, 50
Troy Aikman	Dallas	3	1992-93, 95	XXXVII, XXXVIII, XXX
Bob Griese	Miami	3	1971-73	VI, VII, VIII
Ben Roethlisberger	Pittsburgh	3	2005, 08, 10	XL, XLIII, XLV
Fran Tarkenton	Minnesota	3	1973-74, 76	VII, IX, XI
Kurt Warner	STL/ARZ	3	1999, 2001, 08	XXXIV, XXXVI, XLIII

### SUPER COMBINATION

New England head coach Bill Belichick and quarterback Tom Brady won their eighth conference championship together in 2017. Three other coach/quarterback duos have qualified for four Super Bowls - Dallas' Tom Landry and Roger Staubach; Buffalo's Marv Levy and Jim Kelly; and Pittsburgh's Chuck Noll and Terry Bradshaw.

### MOST CONFERENCE CHAMPIONSHIPS BY A HEAD COACH-QUARTERBACK TANDEM

Quarterback	Head Coach	Team	Conf. Titles	SB Wins
Tom Brady	Bill Belichick	New England	8	5
Terry Bradshaw	Chuck Noll	Pittsburgh	4	4
Roger Staubach	Tom Landry	Dallas	4	2
Jim Kelly	Marv Levy	Buffalo	4	0

### DIVISION TITLES

Tom Brady added to his NFL record with his 15th division championship in 2017. Peyton Manning has the second-most with 12 division titles.

Quarterback	Division Titles
Tom Brady	15
Peyton Manning	12
Joe Montana	9
Brett Favre	8
Terry Bradshaw	7
John Elway	7

### MOST CONSECUTIVE DIVISION TITLES

Tom Brady extended an NFL record by leading the Patriots to their ninth straight division title in 2017.

#### MOST CONSECUTIVE DIVISION TITLES

Player	Team	Cons. Division Titles
Tom Brady	New England	9 (2009-17)
Terry Bradshaw	Pittsburgh	6 (1974-79)
Fran Tarkenton	Minnesota	6 (1973-78)

### CONSECUTIVE COMPLETIONS IN SB HISTORY

In Super Bowl XLVI, Brady completed a record 16 straight passes to set a new Super Bowl record. The previous record was held by Joe Montana, who had 13 straight completions in Super Bowl XXIV.

### RECORD 12TH CONFERENCE CHAMPIONSHIP

Tom Brady extended his NFL-record to 12 conference championship game in 2017. Gene Upshaw and George Blanda are second after playing in 10 conference championship games.

### BRADY POSTSEASON GAMES

Tom Brady has competed in 37 postseason games, most in NFL history.

### MOST POSTSEASON GAMES IN NFL HISTORY

Player	Team(s)	Postseason Games
Tom Brady	New England	37
Adam Vinatieri	NE/IND	30
Jerry Rice	SF/OAK/SEA	29
D.D. Lewis	Dallas	27
Peyton Manning	IND/DEN	27

### GOOD THINGS COME IN THREES

Tom Brady threw three TD passes in Super Bowl LII vs. Philadelphia. Brady now has 11 career playoff games with three or more touchdowns, passing Joe Montana for the most in the Super Bowl era. New England is 10-1 in those games.

### MOST 3-TOUCHDOWN PASS PLAYOFF GAMES

Tom Brady	11
Joe Montana	9
Aaron Rodgers	7
Peyton Manning	6
Brett Favre	6

## C DAVID ANDREWS

### FOOTBALL FAMILY

David Andrews is the nephew of long-time NFL head coach and player Dan Reeves. Andrews said the bond between the two is still strong and he still seeks Reeves' advice.


"Not many people in my family know what it's like to play in the NFL," Andrews told *The Boston Globe*. "So he's kind of the only one I can bounce things off or someone who might understand what it's like, so it's definitely cool."

## FB JAMES DEVELIN

### DEVELIN FINDS THE END ZONE TWICE

FB James Develin notched the first two-touchdown game of his career vs. Minnesota on Dec. 2, 2018. He had a streak of three straight rushing attempts that resulted in touchdowns beginning with a 1-yard touchdown run at Tennessee on Nov. 11. Develin had one rushing touchdown in his first 74 games and now has four in 2018 alone.

## WR JULIAN EDELMAN



### WHAT TO LOOK FOR IN 2018

- Ranks third in NFL history with 89 postseason receptions, behind Jerry Rice (151) and Reggie Wayne (93), and needs five postseason receptions to move past Wayne into second place all-time.
- Is one of 14 NFL players with at least 1,000 postseason receiving yards and his 1,024 postseason receiving yards are ranked 13th in NFL history. He needs 39 receiving yards to move into the top 10.

- Is tied with Deion Branch and Rob Gronkowski for first in Patriots history with four 100-yard receiving games in the postseason.

### 2018 ACCOMPLISHMENTS

- Caught seven passes vs. Indianapolis (10/04/18) to move past Kevin Faulk for sixth-most receptions in team history.
- Notched 57 receiving yards vs. Indianapolis (10/04/18) to pass Gino Cappelletti into ninth place for receiving yards in team history and is now in seventh place on the all-time list.

### VERY RECEPTIVE

Julian Edelman has averaged 6.4 receptions per game since 2013, fifth-highest average in the NFL over that span.

Player	Team(s)	Receptions Per Game
Antonio Brown	Pittsburgh	7.3
Julio Jones	Atlanta	6.8
Michael Thomas	New Orleans	6.8
Keenan Allen	LA Chargers	6.7
Julian Edelman	New England	6.4
Odell Beckham Jr.	N.Y. Giants	6.4
Jarvis Landry	MIA/CLE	6.3

### CHIPPING IN WITH VERSATILITY

Edelman had 37 yards passing, 28 yards rushing and 71 yards receiving in the Week 9 victory over the Green Bay Packers on Nov. 4, 2018. The last NFL player with 25-plus yards in those three statistical categories was Cam Newton at Tampa Bay on Dec. 4, 2011. The last Patriot to accomplish the feat was David Patten at Indianapolis on Oct. 21, 2001, with 60 yards passing, 29 yards rushing and 117 yards receiving.

### RECORD RETURNER

Edelman set a franchise record with his fourth career punt return for a touchdown when he returned a punt 84 yards for a touchdown vs. Denver on Nov. 2, 2014. He also set a franchise record with a 94-yard punt returned for a touchdown vs. Miami (01/02/11). The previous longest punt return was an 89-yard touchdown return by Mike Haynes vs. Buffalo (11/07/76). Edelman also returned punts for touchdowns vs. Kansas City (11/21/11 - 72 yards) and vs. Indianapolis (11/18/12 - 68 yards). Edelman is now tied for fourth-most punt return touchdowns in the NFL since 2010.

### MOST PUNT RETURN TOUCHDOWNS/PATRIOTS CAREER

Player	Punt Return TDs
Julian Edelman	4
Troy Brown	3
Irving Fryar	3
Mike Haynes	2

### MOST PUNT RETURN TOUCHDOWNS IN THE NFL SINCE 2010

Player	Team(s)	Punt Return TDs
Devin Hester	CHI/ATL/BAL	7
Marcus Sherels	Minnesota	5
Darren Sproles	SD/NO/PHI	5
Julian Edelman	New England	4
Travis Benjamin	CLE/SD/LAC	4
Antonio Brown	Pittsburgh	4
Patrick Peterson	Arizona	4
Tyreek Hill	Kansas City	4

### NOT YOUR AVERAGE RETURNER

Edelman has returned 171 punts for 1,921 yards during his career and is third in team history and tied for 17th in NFL history with an 11.2 average.

### HIGHEST PUNT RETURN AVERAGE, PATRIOTS CAREER (MINIMUM 20 RETURNS)

Player	Years	Returns	Yards	Average
Mack Herron	1973-75	74	888	12.0
Carl Garrett	1969-72	43	487	11.3
Julian Edelman	2009-present	171	1,921	11.2
Wes Welker	2007-12	114	1,185	10.4

### EDELMAN'S BIG RETURNS

Edelman owns 13 career punt returns of 30 yards or more.

### MOST 30-YARD PUNT RETURNS IN PATRIOTS HISTORY

Troy Brown	14
Julian Edelman	13
Irving Fryar	13
Mike Haynes	13

### BEST PUNT RETURN AVERAGE IN A SEASON

Edelman has the two best punt return averages in a single season in New England history. In 2010, Edelman led the AFC and finished second in the NFL with a 15.3 punt return average.

### PATRIOTS BEST PUNT RETURN AVERAGE/SEASON (MINIMUM 15 RETURNS)

Player	Year	PR Avg.
Julian Edelman	2012	15.5
Julian Edelman	2010	15.3
Mack Herron	1974	14.8
Troy Brown	2001	14.2



## RETURNS PILING UP

Edelman is third in team history with 171 punt returns and 1,921 return yards.

### MOST PUNT RETURNS IN PATRIOTS HISTORY

Troy Brown .....	252
Irving Fryar .....	206
<b>Julian Edelman .....</b>	<b>171</b>
David Meggett.....	142
Wes Welker .....	114
Mike Haynes .....	111

### MOST PUNT RETURN YARDS IN PATRIOTS HISTORY

Troy Brown .....	2,625
Irving Fryar .....	2,055
<b>Julian Edelman .....</b>	<b>1,921</b>
David Meggett.....	1,438
Wes Welker .....	1,185

## TWO 1,000-YARD SEASONS

Edelman had his second career 1,000-yard receiving season in 2016 after setting a single-season best with 1,106 yards. He joined Wes Welker (5), Rob Gronkowski (3), Randy Moss (3), Stanley Morgan (3) and Terry Glenn (2) as the only Patriots with at least two 1,000-yard seasons. Edelman had 1,056 yards receiving in 2013.

### MOST 1,000 YARD SEASON/PATRIOTS HISTORY

Wes Welker .....	5
Rob Gronkowski .....	4
Stanley Morgan .....	3
Randy Moss .....	3
<b>Julian Edelman .....</b>	<b>2</b>
Terry Glenn .....	2

## EDELMAN ECLIPSES 1,000 YARDS

Edelman finished 2016 with 1,106 receiving yards. He became the 10th Patriots player to register a 1,000-yard season in 2013.

### 1,000-YARD RECEIVING SEASONS IN PATRIOTS HISTORY

Player	Season	Yards
Wes Welker .....	2011 .....	1,569
Randy Moss.....	2007 .....	1,493
Stanley Morgan .....	1985 .....	1,491
Wes Welker .....	2012 .....	1,354
Wes Welker .....	2009.....	1,348
Rob Gronkowski.....	2011.....	1,327
Randy Moss.....	2009.....	1,264
Troy Brown .....	2001.....	1,199
Rob Gronkowski.....	2015.....	1,176
Wes Welker .....	2007 .....	1,175
Ben Coates .....	1994 .....	1,174
Wes Welker .....	2008.....	1,165
Terry Glenn.....	1999 .....	1,147
Terry Glenn.....	1996 .....	1,132
Rob Gronkowski.....	2014 .....	1,124
<b>Julian Edelman .....</b>	<b>2016.....</b>	<b>1,106</b>
Rob Gronkowski.....	2017 .....	1,084
Brandin Cooks.....	2017 .....	1,082
<b>Julian Edelman .....</b>	<b>2013.....</b>	<b>1,056</b>
Stanley Morgan .....	1981 .....	1,029
Irving Fryar .....	1991 .....	1,014
Harold Jackson .....	1979 .....	1,013
Randy Moss.....	2008.....	1,008
Stanley Morgan .....	1979 .....	1,002

## INCHING CLOSER TO THE TOP

Edelman ranks third all-time in NFL postseason history with 89 receptions. He is ranked 13th all-time in postseason receiving yards and is one of 14 players with at least 1,000 postseason receiving yards. He is the Patriots all-time leader with 89 receptions and 1,024 receiving yards.

### MOST POSTSEASON RECEPTIONS

Jerry Rice .....	151
Reggie Wayne.....	93
<b>Julian Edelman.....</b>	<b>89</b>
Hines Ward .....	88
Wes Welker.....	88

### MOST POSTSEASON RECEPTIONS & RECEIVING YARDS IN PATRIOTS HISTORY

Player	Rec.
<b>Julian Edelman .....</b>	<b>89</b>
Wes Welker .....	69
Rob Gronkowski .....	68
Troy Brown.....	58
Danny Amendola .....	57

Player	Rec. Yds.
<b>Julian Edelman .....</b>	<b>1,024</b>
Rob Gronkowski .....	972
Deion Branch .....	852
Danny Amendola .....	709
Troy Brown.....	694

## MANY PLAYOFF RETURNS

Edelman is the NFL's all-time postseason leader with 366 career punt return yards in the playoffs. He also ranks fourth with 29 postseason punt returns in 15 games.

Player	Punt Returns
Dave Meggett .....	34
Brian Mitchell .....	34
Troy Brown.....	33
<b>Julian Edelman .....</b>	<b>29</b>

Player	Punt Return Yds.
<b>Julian Edelman .....</b>	<b>366</b>
Brian Mitchell .....	339
Troy Brown.....	316





## EDELMAN IN A RUSH

Edelman has 46 rushing attempts for 340 yards, the most rushing attempts and rushing yards by a Patriots wide receiver in team history.

### MOST RUSHING ATTEMPTS & RUSHING YARDS BY A PATRIOTS WIDE RECEIVER

Player	Rushes	Player	Rushing Yards
Julian Edelman .....	46	Julian Edelman .....	340
Cordarrelle Patterson .....	38	Darryl Stingley .....	244
Irving Fryar .....	35	Irving Fryar .....	188
Troy Brown .....	29	Troy Brown .....	178
Darryl Stingley .....	28	Cordarrelle Patterson .....	162

## ANOTHER TEAM RECORD

Edelman had a 47-yard run vs. Indianapolis (11/18/12). It is the longest run by a Patriots receiver, topping Troy Brown's 35-yard run vs. Tampa Bay on (09/03/00) and Terry Glenn's 35-yarder vs. Kansas city (12/04/00).

## FROM STANDOUT QB TO WR

Edelman began his college football career with a year at the College of San Mateo (Calif.) before transferring to Kent State, where as a senior, he completed 56 percent of his passes (153-of-275 for 1,820 yards) with 13 touchdowns. He was also the leading rusher, gaining 1,551 yards on 215 attempts (an average of 7.5 yards per carry) and scoring 13 touchdowns. His offensive numbers broke Kent State's single-season record for total offense set by Joshua Cribbs in 2003. Said head coach Bill Belichick on the versatility of Edelman: "He played the quarterback position in college at Kent State and all the positions really that he's played in the NFL – covering kicks, returning kicks, slot receiver, outside receiver, slot defender – he didn't do any of those things in college. I think that really speaks to his versatility and how much he's grown as a player and how many things he's learned how to do that he really didn't have much experience with in college. I'd say that's pretty unusual, especially to be as competent in them as he is."

## FATHERLY ADVICE

If there is one thing Julian Edelman has never lacked, it's athletic ability. A dual-threat quarterback at Kent State and former baseball standout in high school, Edelman once wowed Toronto Blue Jays players with his impressive footwork while fielding ground balls in an appearance at batting practice in 2011. This natural ability may have been overlooked by NFL scouts, who let him fall to the Patriots in the seventh round of the 2009 NFL Draft. Edelman remains focused on the lessons his father, Frank Edelman, taught him at a young age. "I'm still constantly trying to learn," Edelman told The Boston Herald. "My dad always put it in my head, when you're green, you're growing, when you're ripe, you're lost. When you're done learning, you're done."

## WR JOSH GORDON

## GORDON LEADS THE WAY

WR Josh Gordon had his first 100-yard game as a member of the Patriots with four receptions for 100 yards at Chicago on Oct. 21, 2018, becoming the 29th different player to have a 100-yard receiving game in a game Tom Brady has started. Only Drew Brees has more with 30.

## TE ROB GRONKOWSKI

### WHAT TO LOOK FOR IN 2018

- Gronkowski (4) needs one more 1,000-yard season to move past Tony Gonzalez and Jason Witten for the most 1,000-yard seasons by an NFL tight end with five.
- Gronkowski has led all tight ends in receiving yards four times in his career (2011, 2014, 2015 and 2017). If he leads his position again in 2018, he will tie Shannon Sharpe for second most all-time with five behind Tony Gonzalez (7).



- Gronkowski has 28 career 100-yard games, second in NFL history among tight ends behind Tony Gonzalez (31). His 28 100-yard games are tied with Wes Welker for second, behind the 38 by Stanley Morgan.

- Gronkowski and Tom Brady have connected on 78 touchdown passes, second among all quarterback and tight end combinations to the 89 by Philip Rivers and Antonio Gates. The Brady to Gronkowski connection is fifth all-time between pass-catchers and quarterbacks.

- Brady and Gronkowski have teamed up for 7,762 receiving yards, a QB to TE total that is second-most in NFL history behind Philip Rivers/Antonio Gates (9,331) after passing Tony Romo/Jason Witten (7,287) with a 51-yard performance at Detroit (09/23/18).

- Gronkowski has 7,837 receiving yards, eighth all-time among NFL tight ends, and needs 144 yards to move into the top five among all tight ends in NFL history.

- Gronkowski is third all-time among NFL tight ends with 79 receiving touchdowns, behind Antonio Gates (116) and Tony Gonzalez (111).

- Gronkowski has 16 career multi-TD games, third most all-time for a tight end behind Antonio Gates (21) and Tony Gonzalez (18).

- Gronkowski leads all NFL players with 79 touchdown receptions since 2010, ahead of Dez Bryant (73).

- Gronkowski enters 2018 first among all NFL tight ends with 12 postseason touchdowns. His 12 postseason touchdowns are tied with John Stallworth for second all-time for most touchdown receptions in the postseason to the 22 by Jerry Rice.

- Gronkowski has four postseason 100-yard games and needs one more to move past Vernon Davis and Keith Jackson for the most 100-yard games by a tight end in postseason history with five.

- Gronkowski (4) needs one more 100-yard game in the postseason to move past Deion Branch and Julian Edelman for the most in New England postseason history with five.

### 2018 ACCOMPLISHMENTS

- The Tom Brady-Rob Gronkowski connection passed Tony Romo and Jason Witten (7,287) for second-most yards between a quarterback and tight end in NFL history in Week 3 at Detroit (09/23/18).

- Gronkowski moved past Ben Coates (490) vs. Miami (09/30/18) to lead all Patriots tight ends in career receptions.

- Gronkowski had 75 yards receiving vs. Indianapolis (10/04/18) to move past Wes Welker (7,459) into second place on the Patriots all-time receiving list with 7,487 career receiving yards, behind Stanley Morgan (10,352).

- Gronkowski became the 15th tight end in NFL history to reach 500 career receptions after three catches vs. Kansas City (10/14/18).

- Gronkowski became the eighth NFL tight end to reach 7,500 career receiving yards. He reached the milestone in his 108th NFL game, which marks the fastest tight end to reach that plateau. Gronkowski is also the fastest Patriot to reach 7,500 receiving yards.



# PATRIOTS OFFENSIVE NOTES

## RECEIVING YARDS RECORD

Gronkowski finished 2011 with 1,327 receiving yards, passing San Diego's Kellen Winslow's 1980 record of 1,290 receiving yards for most receiving yards in a season by a tight end. Gronkowski (1,176) reached 1,000 yards for the third time in 2015 and had 11 touchdowns for his fifth season with 10 or more touchdowns. His 1,176 yards led all tight ends in 2015 and is 11th all-time for a tight end in NFL history.

## MOST RECEIVING YARDS BY TIGHT END IN A SINGLE SEASON IN NFL HISTORY

Player	Team	Year	Yards
Rob Gronkowski	New England	2011	1,327
Jimmy Graham	New Orleans	2011	1,310
Kellen Winslow	San Diego	1980	1,290
Tony Gonzalez	Kansas City	2004	1,258
Todd Christensen	L.A. Rams	1983	1,247
Travis Kelce	Kansas City	2018	1,220
Jimmy Graham	New Orleans	2013	1,215
Jackie Smith	St. Louis Cardinals	1967	1,205
Tony Gonzalez	Kansas City	2000	1,203
Pete Retzlaff	Philadelphia	1965	1,190
Rob Gronkowski	New England	2015	1,176

## MOST RECEIVING YARDS BY A PATRIOTS TIGHT END

Player	Year	Yards
Rob Gronkowski	2011	1,327
Rob Gronkowski	2015	1,176
Ben Coates	1994	1,174
Rob Gronkowski	2015	1,158
Rob Gronkowski	2014	1,124
Rob Gronkowski	2017	1,084
Ben Coates	1995	915
Aaron Hernandez	2011	910
Marv Cook	1991	808
Don Hasselbeck	1981	808

## MOST RECEPTIONS BY A PATRIOTS TIGHT END

Player	Year	Receptions
Ben Coates	1994	96
Rob Gronkowski	2011	90
Ben Coates	1995	84
Rob Gronkowski	2014	82
Marv Cook	1991	82

## GRONKOWSKI JOINS ELITE CLUB

Gronkowski eclipsed 1,000 yards receiving and 10-plus touchdowns for the third time in his career in 2015 and is the only tight end in NFL history with three 1,000-yard and double-digit TD seasons. He had 1,084 yards and eight touchdowns in 2017.

## TIGHT ENDS WITH TWO 1,000-YARD RECEIVING & 10+ TD SEASONS

Player	Team	Season	Rec. Yds	TDs
Rob Gronkowski	New England	2011	1,327	17
Jimmy Graham	New Orleans	2011	1,310	11
Jimmy Graham	New Orleans	2013	1,215	16
Rob Gronkowski	New England	2015	1,176	11
Rob Gronkowski	New England	2014	1,124	12

## SPECIAL CONNECTION

Since Rob Gronkowski entered the NFL in 2010, he and Tom Brady have connected on 78 touchdown passes, the most among any NFL duo during that time.

## MOST TOUCHDOWN CONNECTIONS SINCE 2010

Player Combination	TD Connections
Tom Brady and Rob Gronkowski	78
Ben Roethlisberger and Antonio Brown	72
Aaron Rodgers and Jordy Nelson	61

## GRONK LEADS TIGHT ENDS

Gronkowski led all tight ends with 1,084 receiving yards in 2017. It was the fourth time that he has led the position in receiving yards. He led with 1,327 yards in 2011, 1,124 yards in 2014 and 1,176 yards in 2015. Only two tight ends have led in receiving yards at the position more than four times – Tony Gonzalez (7) and Shannon Sharpe (5).

## MULTI-SCORE GAMES

Gronkowski has scored two or more touchdowns in a game 16 times. Gronkowski passed Randy Moss (15) for the franchise record for most games with at least two touchdowns after he scored twice vs. Miami on Nov. 26, 2017.

## PATRIOTS RECORD FOR MOST GAMES WITH MULTIPLE TDS

Rob Gronkowski	16
Randy Moss	15
Corey Dillon	13
Stanley Morgan	12

## MOST GAMES WITH MULTIPLE TOUCHDOWNS BY AN NFL TIGHT END

Antonio Gates	21
Tony Gonzalez	18
Rob Gronkowski	16
Jimmy Graham	15

## DOUBLE-DIGIT TDS

Gronkowski became the first tight end in NFL history to have five seasons with 10 or more touchdowns. Gronkowski finished the 2017 season with eight touchdowns.

## NFL TIGHT ENDS WITH MOST 10-PLUS TOUCHDOWN SEASONS

Player	Team(s)	10+ TD Seasons	Years (TDs)
Rob Gronkowski	NE	5	2010 (10), 11 (18), 12 (11), 14 (11), 15 (11)
Antonio Gates	SD	4	2004 (13), 05 (10), 2010 (10), 14 (12)
Jimmy Graham	NO/SEA	4	2011 (11), 13 (16), 2014 (10), 17 (10)
Tony Gonzalez	KC	3	1999 (11), 2003 (10), 08 (10)
Dallas Clark	IND	2	2007 (11), 09 (10)
Vernon Davis	SF	2	2009 (13), 13 (13)
Shannon Sharpe	DEN	2	1996 (10), 98 (10)
Wesley Walls	CAR	2	1996 (10), 99 (12)
Julius Thomas	DEN	2	2013 (12), 14 (12)

## MOST 10-PLUS TOUCHDOWN SEASONS IN PATRIOTS HISTORY

Player	10+ TD Seasons	Years
Rob Gronkowski	5	2010-12, 2014-15
Randy Moss	3	2007-09
Corey Dillon	3	2004-06
B. Green-Ellis	3	2010-11
Curtis Martin	2	1995-96
Stanley Morgan	2	1979, 86

## TIGHT END TD RECORD

Gronkowski set an NFL record for most touchdowns by a tight end with 18 overall touchdowns in 2011 (17 receiving and 1 rushing).

## MOST TOTAL TDS BY A TIGHT END IN A SINGLE NFL SEASON

Player	Team	Year	TDs
Rob Gronkowski	New England	2011	18 (17 rec., 1 rush)
Jimmy Graham	New Orleans	2013	16 (16 rec.)
Tyler Eifert	Cincinnati	2015	13 (13 rec.)
Vernon Davis	San Francisco	2013	13 (13 rec.)
Vernon Davis	San Francisco	2009	13 (13 rec.)
Antonio Gates	San Diego	2004	13 (13 rec.)



# PATRIOTS OFFENSIVE NOTES

## 1,000-YARD SEASONS

Gronkowski (1,084) reached 1,000 yards in 2017 for the fourth time in his career and joined Tony Gonzalez and Jason Witten as the only tight ends in NFL history with four 1,000-yard seasons.

### NFL TIGHT ENDS WITH AT LEAST FOUR 1,000-YARD SEASONS

Player	Team	1,000-Yd Seasons	Years
Rob Gronkowski	New England	4	2011, 14-15, 17
Tony Gonzalez	Kansas City	4	2000, 04, 07-08
Jason Witten	Dallas	4	2007, 09-10, 12

### SPECIAL CONNECTION I

Gronkowski and Tom Brady have connected for 7,762 yards, the second-most between a quarterback and a tight end in NFL history.

### MOST RECEIVING YARDS BETWEEN A QB AND TE IN NFL HISTORY

Quarterback	Tight End	Team	Rec. Yds.
Philip Rivers	Antonio Gates	SD/LAC	9,331
Tom Brady	Rob Gronkowski	New England	7,762
Tony Romo	Jason Witten	Dallas	7,287

### SPECIAL CONNECTION II

Gronkowski has 7,762 receiving yards from Tom Brady and moved past Wes Welker for the most receiving yards from Brady.

### MOST RECEIVING YARDS FROM TOM BRADY

Rob Gronkowski	7,762
Wes Welker	6,300
Julian Edelman	4,861

### GRONK LEADS THE WAY

Gronkowski has the most receiving yards and the third-most receptions among tight ends since entering the NFL in 2010. Gronkowski's 7,837 receiving yards are 8th all-time among NFL tight ends. His 519 receptions are 13th among NFL tight ends.

### MOST RECEIVING YARDS BY TIGHT ENDS SINCE 2010

Player	Team(s)	Games Played	Rec. Yards
Rob Gronkowski	New England	113	7,837
Jimmy Graham	NO/SEA/GB	135	7,381
Jason Witten	Dallas	128	6,483
Greg Olsen	CHI/CAR	128	6,270
Antonio Gates	SD/LAC	125	5,597

### MOST RECEPTIONS BY TIGHT ENDS SINCE 2010

Player	Team(s)	Games Played	Receptions
Jason Witten	Dallas	128	629
Jimmy Graham	NO/SEA/GB	135	605
Rob Gronkowski	New England	113	519
Greg Olsen	CHI/CAR	128	513
Antonio Gates	SD/LAC	125	473

### MOST RECEIVING YARDS BY NFL TIGHT ENDS ALL-TIME

Player	Team(s)	Receiving Yards
Tony Gonzalez	KC/ATL	15,127
Jason Witten	Dallas	12,448
Antonio Gates	SD/LAC	11,820
Shannon Sharpe	DEN/BAL	10,060
Ozzie Newsome	Cleveland	7,980
Jackie Smith	STL/DAL	7,918
Greg Olsen	CHI/CAR	7,847
Rob Gronkowski	New England	7,837
Vernon Davis	SF/WAS	7,439
Pete Retzlaff	Philadelphia	7,412

### FASTEST TIGHT END TO 7,500 RECEIVING YARDS

Gronkowski eclipsed 7,500 career receiving yards vs. Kansas City on Oct. 14, 2018, becoming the eighth NFL tight end to reach that mark. He reached the plateau in his 108th NFL game, the fastest tight end to reach 7,500 yards. The previous fastest was Antonio Gates at 128 games. Gronkowski also tied with Wes Welker as the fastest Patriot player to reach 7,500 receiving yards, also in 108 games.

## TE TD CLUB

Gronkowski now has 79 career touchdown receptions, third all-time by a tight end.

### MOST TOUCHDOWN RECEPTIONS BY A TIGHT END

Player	Team(s)	Total Career TDs
Antonio Gates	SD/LAC	116
Tony Gonzalez	KC/ATL	111
Rob Gronkowski	New England	79
Jimmy Graham	NO/SEA/GB	71
Jason Witten	Dallas	68

### TIED TO T.O.

Gronkowski, who is 29 years old, has 79 career touchdown receptions, the third-most touchdown receptions by a player prior to turning 30 years old in league annals. Only Pro Football Hall of Famers Randy Moss (101) and Jerry Rice (95) had more career touchdowns prior to the age of 30.

### BRADY TO GRONK ON REPEAT

#### THE MOST TD CONNECTIONS BETWEEN A QB AND A TE IN NFL HISTORY

Quarterback	Tight End	Team	TD Connections
Philip Rivers	Antonio Gates	SD/LAC	89
Tom Brady	Rob Gronkowski	New England	78
Drew Brees	Jimmy Graham	New Orleans	51
Drew Bledsoe	Ben Coates	New England	45
Peyton Manning	Dallas Clark	Indianapolis	44
Sonny Jurgensen	Jerry Smith	Washington	43
Dan Fouts	Kellen Winslow	San Diego	41
John Elway	Shannon Sharpe	Denver	41
Ben Roethlisberger	Heath Miller	Pittsburgh	41

### MOST TOUCHDOWN CONNECTIONS IN NFL HISTORY

Quarterback	Receiver	Team	TD Connections
Peyton Manning	Marvin Harrison	Indianapolis	112
Philip Rivers	Antonio Gates	SD/LAC	89
Steve Young	Jerry Rice	San Francisco	85
Dan Marino	Mark Clayton	Miami	79
Tom Brady	Rob Gronkowski	New England	78
Drew Brees	Marques Colston	New Orleans	72
Ben Roethlisberger	Antonio Brown	Pittsburgh	72

### DOUBLE-DIGIT TD SEASONS

Gronkowski became the first tight end in NFL history to have three straight 10-plus touchdown seasons.

### CONSECUTIVE 10-PLUS TD SEASON BY A TE

Player	Team	Consec 10+ TD Seasons	Years (TDs)
Rob Gronkowski	New England	3	2010 (10), 2011 (18), 2012 (11)
Antonio Gates	San Diego	2	2004 (13), 2005 (10)

### THREE STRAIGHT 10-TD SEASONS

Gronkowski had three straight 10-touchdown seasons (10 in 2010, 18 in 2011 and 11 in 2012). He joined Randy Moss (2007-09) and Corey Dillon (2004-06) as the only Patriots with three straight 10-plus touchdown seasons. He is the first Patriot with five 10-plus touchdown seasons overall after reaching 11 touchdowns in 2015.

### CONSECUTIVE 10-PLUS TD SEASONS IN PATRIOTS HISTORY

Player	Consec. 10+ TD Seasons	Years
Rob Gronkowski	3	2010-12
Randy Moss	3	2007-09
Corey Dillon	3	2004-06
BenJarvus Green-Ellis	2	2010-11
Curtis Martin	2	1995-96

### MOST 10-PLUS TD SEASONS IN PATRIOTS HISTORY

Player	10+ TD Seasons	Years
Rob Gronkowski	5	2010-12, 14-15
Randy Moss	3	2007-09
Corey Dillon	3	2004-06
BenJarvus Green-Ellis	2	2010-11
Curtis Martin	2	1995-96
Stanley Morgan	2	1979, 86





# PATRIOTS OFFENSIVE NOTES

## GRONK FASTEST TE TO 75 TD REC.

Gronkowski scored his 75th career touchdown reception on a 15-yard pass from QB Tom Brady vs. Miami (11/26/17) and became the fastest tight end to reach 75 career touchdown receptions, doing so in his 98th career game.

## FEWEST GAMES TO REACH 75 TD RECEPTIONS AMONG TIGHT ENDS

Player	Team	Games to 75 TDs
Rob Gronkowski	New England	98
Antonio Gates	San Diego	129
Tony Gonzalez	Kansas City	189

## FEWEST GAMES TO REACH 75 TD RECEPTIONS

Player	Team	Games to 75 TDs
Jerry Rice	San Francisco	83
Lance Alworth	San Diego	89
Don Hutson	Green Bay	92
Randy Moss	Minnesota	95
Rob Gronkowski	New England	98

Gronkowski joined an elite group of players that reached 75 touchdown receptions in their first 100 games.

## PLAYERS WITH 75 TOUCHDOWN RECEPTIONS IN FIRST 100 GAMES

Jerry Rice	87
Don Hutson	86
Randy Moss	84
Lance Alworth	78
Rob Gronkowski	75

## GRONK HITS 500

Gronkowski became the 15th NFL tight end to reach 500 career receptions vs. Kansas City on Oct. 14, 2018. He reached 500 career receptions in his 108th NFL game, the fourth-fastest in NFL history among tight ends.

## FEWEST GAMES TO REACH 500 RECEPTIONS AMONG TIGHT ENDS

Kellen Winslow	101
Jimmy Graham	106
Jason Witten	107
Rob Gronkowski	108
Antonio Gates	113
Jeremy Shockey	117

## GRONK GOES OVER 100 AGAIN

Gronkowski matched his personal best with five 100-yard games in 2015. He also had five in 2011. The NFL record for most 100-yard games in a season by a tight end is six by Tony Gonzalez (2000 and 2004) and Jimmy Graham (2013). The Patriots record for most 100-yard games in a season is nine by Randy Moss (2007) and Stanley Morgan (1986). Gronkowski has two 100-yard games so far in 2018.

## MOST 100-YARD RECEIVING GAMES IN A SINGLE SEASON BY A TIGHT END

Player	Team	Season	100-Yard Games
Tony Gonzalez	Kansas City	2004	6
Tony Gonzalez	Kansas City	2000	6
Jimmy Graham	New Orleans	2013	6
Travis Kelce	Kansas City	2016	6
Rob Gronkowski	New England	2015	5
Rob Gronkowski	New England	2011	5
Travis Kelce	Kansas City	2018	5

## MOST TD CATCHES BY A PATS TE

Player	Year	Rec	Yds	Avg	Lg	TD
Rob Gronkowski	2011	90	1,327	14.7	52t	17
Rob Gronkowski	2014	82	1,124	13.7	46t	12
Rob Gronkowski	2015	72	1,176	16.3	76T	11
Rob Gronkowski	2012	55	790	14.4	41	11
Rob Gronkowski	2010	42	546	13	28	10

## IN GOOD COMPANY

In 2011, Rob Gronkowski became one of six tight ends in NFL history with 90-plus receptions, 1,000-plus yards and 10-plus touchdown receptions in a single season.

## TIGHT ENDS WITH 90-PLUS RECEPTIONS, 1,000-PLUS YARDS AND 10-PLUS TOUCHDOWNS IN A SEASON

Player	Team	Year	Rec.	Yards	TDs
Rob Gronkowski	New England	2011	90	1,327	17
Jimmy Graham	New Orleans	2011	99	1,310	11
Dallas Clark	Indianapolis	2009	100	1,106	10
Tony Gonzalez	Kansas City	2008	96	1,058	10
Todd Christensen	L.A. Rams	1983	92	1,247	12
Travis Kelce	Kansas City	2018	93	1,220	10

## GRONK NETS 28TH 100-YD GAME

Gronkowski finished with 107 yards at Miami (12/09/18) for his 28th career 100-yard game, second-most by a tight end in NFL history to the 31 by Tony Gonzalez. He is also second in team history in that category.

## MOST 100-YARD GAMES BY A TIGHT END IN NFL HISTORY

Tony Gonzalez	31
Rob Gronkowski	28
Kellen Winslow	24
Jackie Smith	22
Antonio Gates	21
Jason Witten	21

## MOST 100-YARD RECEIVING GAMES IN PATRIOTS HISTORY

Stanley Morgan	38
Rob Gronkowski	28
Wes Welker	28
Randy Moss	18

## MOST 100-YARD GAMES BY A PATRIOTS TIGHT END

Rob Gronkowski	28
Ben Coates	9

Gronkowski also had 168 yards receiving in the win at Pittsburgh on Dec. 17, 2017 and now has seven career games with 140 or more yards, tied with Shannon Sharpe for the most by a tight end in NFL history.

## SECOND TO ONE

Gronkowski finished the 2011 season with 18 overall touchdowns (17 receiving, 1 rushing), passing Curtis Martin (17 overall in 1996) for the second highest single season total in Patriots history.

## MOST TOUCHDOWNS IN A SEASON IN PATRIOTS HISTORY

Player	Year	TDs
Randy Moss	2007	23
Rob Gronkowski	2011	18
LeGarrette Blount	2016	18
Curtis Martin	1996	17

## HIGH RECEPTION AVERAGE

Rob Gronkowski has the third-highest yards per catch average among tight ends in NFL history.

## HIGHEST TIGHT END RECEPTION AVERAGE SINCE 1970

Player	Team(s)	Rec. Avg.
Rich Caster	NYJ/HOU/WAS	17.1
Henry Childs	NO/LAR/GB	15.3
Rob Gronkowski	New England	15.1
Jerome Barkum	N.Y. Jets	14.7

## END ZONE DOUBLE DOWN

Gronkowski's seven games with two or more touchdowns in 2011 are an NFL record for a tight end. Antonio Gates (San Diego in 2004) and Jerry Smith (Washington in 1967) each had four two-touchdown games. Gronkowski has 15 such games in his NFL career.

## MOST GAMES WITH 2-PLUS TD RECEPTIONS IN A SINGLE SEASON

Player	Team	Year	Multi-TD Games
Randy Moss	New England	2007	8
Rob Gronkowski	New England	2011	7
Cris Carter	Minnesota	1995	7
Jerry Rice	San Francisco	1987	7



# PATRIOTS OFFENSIVE NOTES

## LEAGUE LEADER

# 79

Gronkowski's 79 touchdown receptions since the start of the 2010 season are the most in the NFL. His 80 overall touchdowns are also the most since 2010.

### MOST TOUCHDOWN RECEPTIONS SINCE 2010

Player	Team(s)	Touchdowns
Rob Gronkowski	New England	79
Dez Bryant	Dallas	73
Antonio Brown	Pittsburgh	72
Jimmy Graham	NO/SEA/GB	71
Jordy Nelson	GB/OAK	68

### MOST TOUCHDOWN RECEPTIONS BY A TIGHT END SINCE 2010

Player	Team(s)	Touchdowns
Rob Gronkowski	New England	79
Jimmy Graham	NO/SEA/GB	71
Antonio Gates	SD/LAC	57
Greg Olsen	CHI/CAR	42
Jason Witten	Dallas	41
Vernon Davis	SF/DEN/WAS	40
Kyle Rudolph	Minnesota	39
Julius Thomas	DEN/JAX/MIA	36

### FOUR 3+ TD GAMES

With three touchdown receptions against Pittsburgh (09/10/15), Gronkowski tied the Patriots record for most games with three or more touchdowns (4). His four three-touchdown performances are also most in the NFL since 2010.

### MOST GAMES WITH THREE OR MORE TDS IN PATRIOTS HISTORY

Player	3+ TD Games
Rob Gronkowski	4
Randy Moss	4
LeGarrette Blount	2
Billy Lott	2
Curtis Martin	2
Larry Garron	2
Sam Cunningham	2

### MOST THREE-TD GAMES SINCE 2010

Player	Team(s)	3+TD Games
Rob Gronkowski	New England	3
Doug Baldwin	Seattle	3
Odell Beckham Jr.	N.Y. Giants	2
Antonio Brown	Pittsburgh	2
Michael Crabtree	Oakland	2
Victor Cruz	N.Y. Giants	2
Vincent Jackson	San Diego	2
Calvin Johnson	Detroit	2
Brandon Marshall	Chicago	2
Jordy Nelson	Green Bay	2
Demaryius Thomas	Denver	2

### ALL-PURPOSE PLAYER

In 2011, Gronkowski became the second tight end in NFL history to rush for a touchdown, catch a touchdown, record a tackle and return a kickoff in the same season. Bo Scaife was the first to accomplish that feat in 2006 with Tennessee.

## RACKING UP THE YARDS

Gronkowski is one of three tight ends in NFL history to tally four career 100-yard receiving games in the postseason and is tied with Deion Branch and Julian Edelman for the most postseason 100-yard games by a Patriot.

### MOST POSTSEASON 100-YARD GAMES BY A TIGHT END IN NFL HISTORY

Player	Team(s)	100-Yard Games
Rob Gronkowski	New England	4
Vernon Davis	San Francisco	4
Keith Jackson	PHI/GB	4
Dallas Clark	Indianapolis	3
Greg Olsen	CHI/CAR	3

### MOST POSTSEASON 100-YARD GAMES IN PATRIOTS HISTORY

Rob Gronkowski	4
Deion Branch	4
Julian Edelman	4
Wes Welker	3

## TIGHT END TDS

Gronkowski raised his career playoff total to 12 touchdowns in 2017, adding to his Patriots playoff record for most touchdowns and adding to his NFL playoff record for most touchdowns by a tight end. Gronkowski had three touchdowns in the 2017 postseason, including two in Super Bowl LII.

### MOST POSTSEASON TOUCHDOWNS BY A TIGHT END

Player	Team(s)	TDs
Rob Gronkowski	New England	12
Dave Casper	Oakland	7
Vernon Davis	San Francisco	7
Keith Jackson	MIA/GB	6
Jay Novacek	Dallas	6

### MOST POSTSEASON TOUCHDOWNS IN PATRIOTS HISTORY

Rob Gronkowski	12
LeGarrette Blount	8
James White	8
David Givens	7
Tom Brady	6
Danny Amendola	6

## POSTSEASON RECORDS

Gronkowski has 12 postseason touchdown receptions, tying him with John Stallworth for the second-most receiving touchdowns in NFL postseason history.

### MOST POSTSEASON TOUCHDOWN RECEPTIONS IN NFL HISTORY

Player	Team(s)	TDs
Jerry Rice	SF/OAK	22
Rob Gronkowski	New England	12
John Stallworth	Pittsburgh	12
Fred Biletnikoff	Oakland	10
Larry Fitzgerald	Arizona	10
Antonio Freeman	Green Bay	10
Randy Moss	MIN/NE	10
Hines Ward	Pittsburgh	10

### MOST RECEIVING YARDS BY A TIGHT END IN NFL POSTSEASON HISTORY

Player	Team(s)	Yards
Rob Gronkowski	New England	972
Dallas Clark	Indianapolis	847
Shannon Sharpe	DEN/BAL	814
Brent Jones	San Francisco	740
Jay Novacek	Dallas	645

### MOST RECEPTIONS BY A TIGHT END IN NFL POSTSEASON HISTORY

Player	Team(s)	Yards
Rob Gronkowski	New England	68
Dallas Clark	Indianapolis	64
Jay Novacek	Dallas	62
Shannon Sharpe	DEN/BAL	62
Brent Jones	San Francisco	60



# PATRIOTS OFFENSIVE NOTES



## WR CHRIS HOGAN

### UNCONVENTIONAL JOURNEY

Despite a successful three-year lacrosse career at Penn State, Hogan, also a standout football player in high school, said that playing college football was always in the back of his mind. Having redshirted his sophomore year of lacrosse, Hogan had an extra year of athletic eligibility following his fourth academic year at Penn State. As the football itch still lurked, Chris played his final year of eligibility with the Monmouth (N.J.) football team, and at the end of the season joined some workouts with teammates who were training for the NFL Combine.

"I honestly didn't know if I had what it took to play in the NFL," Hogan wrote in the Players Tribune. "Still, it was one of those things where I didn't want to look back in five years and be like, 'Man, I wish I would've tried.'"

Chris did not get invited to compete in the Combine that year but turned heads during a Pro Day at Fordham University. Later that summer, he signed with the San Francisco 49ers as an undrafted free agent.

## G TED KARRAS

### SCHOOL'S NOT OUT

Although he already owns a bachelor's degree in communications and a master's degree in recreation, sport and tourism from his time at the University of Illinois, Ted Karras hasn't completely given up his notebook for an NFL playbook. Along with teammate Joe Thuney, Karras is pursuing his MBA from Indiana University thanks to an NFLPA program that provides tuition assistance for players while navigating a busy NFL schedule.

"It just seems to be that everyone keeps wanting to pay for my school, so I'm not going to turn it down," Karras told the Boston Globe.

Karras and Thuney began their MBA pursuit two weeks after the Patriots Super Bowl LI victory by taking online classes and Skyping with professors from Indiana University's Kelley School of Business up until training camp. They continued their classes in the 2018 off-season.

## OL SHAQ MASON

### A FAMOUS NAMESAKE

A noted sports fan and basketball enthusiast, Shaq's mother, Alicia McGuire, named him Shaquille Olajuwon Mason in 1993 after her two favorite NBA stars at the time, Shaquille O'Neal and Hakeem Olajuwon. The Tennessee native had the opportunity to meet one of his namesakes at a Memphis Grizzlies game while O'Neal was a member of the Miami Heat, receiving a special meet-and-greet and having his jersey signed.

## RB SONY MICHEL

### ROOKIE RUSHING SURGE

RB Sony Michel has 765 yards rushing so far in 2018. He looks to become the fourth Patriots running back to reach 1,000 yards in his rookie season.

### PATRIOTS ROOKIE RBs WITH 1,000-YARD SEASONS

Player	Season	Rushing Yds
Curtis Martin	1995	1,487
John Stephens	1988	1,168
Robert Edwards	1998	1,115

### PATRIOTS ROOKIES IN A RUSH

Michel is in search of the fourth 100-yard rushing performance of his rookie campaign. Robert Edwards was the last Patriots rookie to have multiple 100-yard games as a rookie, when he tallied four in 1998. Curtis Martin holds the franchise record with nine 100-yard rushing games as a rookie (1995).

### MOST 100-YD RUSH GAMES BY A PATRIOTS ROOKIE

Player	Season	100-Yard Games
Curtis Martin	1995	9 (Weeks 1, 8, 10-11, 13-17)
John Stephens	1988	5 (Weeks 8-10, 14, 16)
Robert Edwards	1998	4 (Weeks 6-7, 15-16)

## WR CORDARRELLE PATTERSON

### TAKE IT TO THE HOUSE

Patriots WR Cordarrelle Patterson had his sixth career kickoff return for a touchdown Week 7 against Chicago. It was his first as a member of the Patriots. Patterson's six kickoff return touchdowns are two behind the NFL record.

### MOST KICKOFF RETURN TDS IN NFL HISTORY

Player	Team(s)	KOR TDs
Josh Cribbs	Cleveland	8
Leon Washington	NYJ/SEA	8
<b>Cordarrelle Patterson</b>	<b>MIN/NE</b>	<b>6</b>
Mel Gray	NO/DET	6
Dante Hall	Kansas City	6
Ollie Matson	Chicago Cardinals	6
Gale Sayers	Chicago Bears	6
Travis Williams	GB/LAR	6

### IN GOOD COMPANY

Cordarrelle Patterson and Gale Sayers are the only two NFL players in NFL history with a career return average above 30 yards.

### NFL RECORD FOR HIGHEST KICKOFF RETURN AVERAGE

Player	Kickoff Return Average
Gale Sayers	30.6
<b>Cordarrelle Patterson</b>	<b>30.1</b>

### IN A RUSH

Patterson has seven rushing touchdowns in his career, tied for the sixth-most in NFL history by a wide receiver. The Patriots have had five receivers rush for a touchdown in team history in the regular season.

### MOST RUSHING TDS BY A WR IN NFL HISTORY

Player	Team(s)	Rush TDs
Bobby Mitchell	CLE/WAS	18
Eric Metcalf	CLE/ATL	12
Charley Taylor	Washington	11
Jerry Rice	San Francisco	10
Tavon Austin	L.A. Rams	9
<b>Cordarrelle Patterson</b>	<b>MIN/OAK/NE</b>	<b>7</b>
Frank Jackson	Dallas Texans/KC	7
Bo Roberson	SD/OAK	6





# PATRIOTS OFFENSIVE NOTES

## RUSHING TOUCHDOWNS BY A PATRIOTS RECEIVER

**Cordarrelle Patterson - 5-yard TD run vs. Green Bay (11/4/18)**  
 David Patten – 29-yard TD run at Indianapolis (10/21/01)  
 Irving Fryar – 8-yard TD run at Seattle (11/17/85)  
 Darryl Stingley – 34-yard TD run vs. Kansas City (9/18/77)  
 Darryl Stingley – 23-yard TD run vs. Baltimore (10/6/74)

## PATTERSON FLASHES AT RUNNING BACK

WR Cordarrelle Patterson set a new franchise record for most rushing yards by a wide receiver in a game with 61 yards rushing on 11 attempts vs. Green Bay (11/04/18). The previous mark was 48 yards by WR Darryl Stingley on Oct. 3, 1976 vs. Oakland.

## MOST RUSHING YARDS BY A PATRIOTS WR IN A GAME

**61 yards by Cordarrelle Patterson vs. Green Bay (11/04/18)**  
 48 yards by Darryl Stingley vs. Oakland (10/03/76)  
 47 yards by Julian Edelman vs. Indianapolis (11/18/12)  
 38 yards by Cordarrelle Patterson at Buffalo (10/29/18)  
 37 yards by Terry Glenn vs. Kansas City (12/04/00)

## WR SINGLE-GAME RUSH YARDS RECORD IN NFL HISTORY (SINCE 1970)

102 yards by Cordarrelle Patterson (Minnesota) at St. Louis (09/07/14)  
 95 yards by Tyreek Hill (Kansas City) vs. Denver (12/25/16)  
 92 yards by Brad Smith (N.Y. Jets) vs. Cincinnati (01/03/10)

## TEAM RECORD FOR RUSH ATTEMPTS BY A WR

WR Cordarrelle Patterson set a single-game team and career-high with 11 rushing attempts Week 9 vs. Green Bay (11/04/18). His previous best was 10 rushing attempts the previous week at Buffalo. Prior to that, the most rush attempts by a New England wide receiver in a single game was three.

## WR MATTHEW SLATER



### WHAT TO LOOK FOR IN 2018

- Matthew Slater can extend his NFL record for a special teamer with eight straight Pro Bowls.

### LIKE FATHER LIKE SON

Slater is one of 10 sons of Hall of Fame members to be drafted in NFL history.

## HALL OF FAME FATHERS WITH SONS DRAFTED IN THE NFL

Jackie Slater (class of 2001) – son, Matthew Slater (NE)  
 Bobby Bell (class of 1983) – son, Bobby Bell (NYJ)  
 Tony Dorsett (class of 1994) – son, Anthony Dorsett (HOU)  
 Bob Griese (class of 1990) – son, Brian Griese (DEN)  
 Russ Grimm (class of 2010) – son, Cody Grimm (TB)  
 Howie Long (class of 2000) – sons Chris Long (STL) and Kyle Long (CHI)  
 Bruce Matthews (class of 2007) – son, Jake Matthews (ATL)  
 Don Shula (class of 1997) – son, Mike Shula (TB)  
 Kellen Winslow (class of 1995) – son, Kellen Winslow (CLE)

## PRO BOWL RECORD



Slater has earned seven Pro Bowl invitations (2011-17) as a special teams player to match Steve Tasker (1987, 1990-95) for the most special teams Pro Bowl honors in NFL history. Slater is the only special teams player to earn seven consecutive Pro Bowls.

## ALL-STAR COMBINATION

Slater has been voted to the Pro Bowl for seven straight seasons, matching the seven that his father was voted to with the L.A. Rams. The Slater family's 14 combined Pro Bowls are the second-most among father-son contingents to have been voted to at least one Pro Bowl each.

## MOST FATHER AND SON PRO BOWL SELECTIONS

<b>Players</b>	<b>Pro Bowls</b>
Archie (2), Peyton (14) and Eli Manning (4).....	20
Jackie (7) and Matthew Slater (7).....	14

## ELECTED TEAM LEADER

Patriots wide receiver Matthew Slater has been named to seven straight Pro Bowls (2011-17) for his special teams work, but perhaps more revealing of his value to New England is the fact that he was elected a captain by his teammates for the eighth straight season in 2018.

The special teams ace shared what it means to be a captain with high school football players in a story published by *The Boston Globe*. "I think first and foremost, you have to be able to put others before yourself. Being a captain and leadership is about serving, and to me, that means a great deal of sacrifice – putting aside personal agendas for the greater common goal. Leadership is equated with sacrifice. I think you have to be willing to do whatever it takes for the unit to succeed. I think you need to lead by example. A lot of times, it's about what you do, not what you say."

## SLATER'S EMERGENCE WAS SPECIAL

Bill Belichick acknowledged Matthew Slater's role as a gunner on special teams: "Matt is one of the best in the league," Belichick said. "Any time the punt return team has to double somebody, that makes it one less guy they can use somewhere else in the return. He almost always draws two guys out there unless they're in an eight-man rush. Most of the time, there's two guys out there – fourth-and-short, where they're trying to protect the box – but he draws a lot of double teams, and deservedly so. He does an outstanding job of covering punts."

## OL JOE THUNEY

### THUNEY DOES HAVE THE SIZE

An Ohio native, Joe Thuney was told he may not have the size to play offensive line in the Big Ten conference for his hometown Ohio State Buckeyes. Settling on North Carolina State, Thuney went on to become a mainstay on the offensive line while also earning his bachelor's degree in accounting in just three years and added an international studies degree and minoring in Spanish.

### BACK TO SCHOOL

Along with teammate Ted Karras, Joe Thuney has taken advantage of an NFLPA program that assists its players in earning college degrees. After earning his degree in accounting while also studying international studies at N.C. State, Thuney is now pursuing his MBA through Indiana University's Kelley School of Business.

## RB JAMES WHITE

### 2018 ACCOMPLISHMENTS

- RB James White has set single-season career-highs in receptions (81), receiving yards (699), receiving touchdowns (6), rushing touchdowns (4), rushing yards (354) and overall touchdowns (10) in 2018.
- White set the team franchise record by a running back for receptions and receiving yards in a single season. He enters this week with 81 receptions for 699 yards.

### WHITE ADDS UP TD CATCHES

RB James White has the most touchdown receptions by a running back in the NFL since 2015.

### RB WITH THE MOST RECEIVING TD SINCE 2015

Player	Team	TDs
James White .....	New England.....	18
Tevin Coleman .....	Atlanta.....	11
Christian McCaffrey .....	Carolina .....	11
Melvin Gordon (L.A. Chargers), Todd Gurley (L.A. Rams), Kareem Hunt (Kansas City), David Johnson (Arizona) and Theo Riddick (Detroit) all have 10.		





# PATRIOTS OFFENSIVE NOTES

## PROLIFIC SCORING PACE

White enters this week with six touchdown receptions on the season. He is three behind the single-season mark by a running back.

Player	Year	Team	TD Receptions
Marshall Faulk	2001	St. Louis	9
Chuck Foreman	1975	Minnesota	9
Leroy Hoard	1991	Cleveland	9

## SWEET FEET SCORING OFTEN

White has 18 receiving touchdowns in his career, second all-time among Patriots running backs. His 242 receptions rank third in team history at his position.

### RB TD RECEPTIONS IN PATRIOTS HISTORY

Player	Seasons	Receiving TDs
Larry Garron	1960-68	26
James White	2014-present	18
Kevin Faulk	1999-2011	15

### RB RECEPTIONS IN PATRIOTS HISTORY

Player	Seasons	Receptions
Kevin Faulk	1999-2011	431
Tony Collins	1981-87	261
James White	2014-present	242
Sam Cunningham	1973-82	210

## COPIOUS CATCHES

White ranks second in the NFL for receptions and receiving yards by a running back since 2015.

### RB RECEPTIONS SINCE 2015

Player	Team	Receptions
Theo Riddick	Detroit	243
James White	New England	242
Duke Johnson Jr.	Cleveland	228
Todd Gurley II	LA Rams	187

## OFF AND RUNNING

White has the second-most receiving yards by a running back since 2015.

### RB RECEIVING YARDS SINCE 2015

Player	Team	Receiving Yds
Duke Johnson Jr.	Cleveland	2,113
James White	New England	2,089
Theo Riddick	Detroit	1,889

## RECORD-SETTING RECEPTIONS PACE

White has 81 receptions in 2018, the team record for a running back in a single season. White is averaging 5.8 catches per game and is currently on track for 92 receptions. He is currently third in the NFL among running backs with 81 receptions.

### MOST RECEPTIONS IN A SEASON BY A PATRIOTS RB

Player	Year	Receptions
James White	2018	81
Tony Collins	1986	77
Leroy Thompson	1994	65
James White	2016	60
Kevin Faulk	2008	58
James White	2017	56

### MOST RECEPTIONS IN A SEASON BY A RUNNING BACK

Player	Year	Team	Receptions
Matt Forte	2014	Chicago	102
Larry Centers	1995	Arizona	101
LaDainian Tomlinson	2003	San Diego	100
Larry Centers	1996	Arizona	99
Roger Craig	1985	San Francisco	92
Christian McCaffrey	2018	Carolina	94
Charlie Garner	2002	Oakland	91
Steven Jackson	2006	St. Louis	90
Brian Westbrook	2007	Philadelphia	90

## RECEIVING YARDS RECORD

White has a career-best 699 receiving yards in 2018, the team record for a single season by a running back. He is also one receiving touchdown shy of tying the team mark for his position.

### MOST RECEIVING YARDS IN A SEASON BY A PATRIOTS RB

Player	Year	Receiving Yards
James White	2018	699
Tony Collins	1986	684
James White	2016	551

### MOST RECEIVING TDS IN A SEASON BY A PATRIOTS RB

Player	Year	Receiving TDs
Larry Garron	1964	7
James White	2018	6
Billy Lott	1961	6

## WHITE HAS CAREER DAY

White set career regular-season highs with 10 receptions and 115 receiving yards vs. Philadelphia (12/06/15). He is the only Patriots running back with four games with 10 or more receptions.

### MOST RECEIVING YARDS IN A GAME BY A RUNNING BACK IN PATRIOTS HISTORY

Player	Date	Opponent	Yds
Shane Vereen	12/08/13	Cleveland	153
Dick Christy	11/04/60	Oakland	124
Joe Johnson	11/25/60	Houston	123
James White	12/06/15	Philadelphia	115
Larry Garron	12/11/66	Houston	113

### MOST RECEPTIONS IN A GAME BY A RUNNING BACK IN PATRIOTS HISTORY

Player	Date	Opponent	Rec
Shane Vereen	12/08/13	Cleveland	12
Tony Collins	11/29/87	Philadelphia	11
Kevin Faulk	09/03/20	Tampa Bay	11
Leroy Thompson	11/13/94	Minnesota	11
James White	10/29/18	Buffalo	10
James White	10/04/18	Indianapolis	10
James White	10/01/17	Carolina	10
James White	12/06/15	Philadelphia	10
Tony Collins	11/16/86	L.A. Raiders	10

## SUPER BOWL RECORD SETTER

White set a Super Bowl record with 14 receptions for 110 yards in Super Bowl LI.

### MOST RECEPTIONS IN A SUPER BOWL

Player	Team	SB	Opponent	Rec.
James White	New England	LI	Atlanta	14
Demaryius Thomas	Denver	XLVII	Seattle	13
Dan Ross	Cincinnati	XVI	San Francisco	11
Jerry Rice	San Francisco	XXIX	San Diego	11
Wes Welker	New England	XLII	N.Y. Giants	11
Shane Vereen	New England	XLIX	Seattle	11

White also set a Super Bowl record by scoring 20 points with two rushing touchdowns, one touchdown reception and one two-point conversion.

### MOST POINTS SCORED IN A SUPER BOWL

Player	Team	SB	Opponent	Points
James White	New England	LI	Atlanta	20
Roger Craig	San Francisco	XIX	Miami	18
Jerry Rice	San Francisco	XXIV	Denver	18
Ricky Watters	San Francisco	XXIX	San Diego	18
Terrell Davis	Denver	XXXII	Green Bay	18

### MOST TOUCHDOWNS IN A SUPER BOWL

Player	Team	SB	Opponent	TDs
James White	New England	LI	Atlanta	3 (2 rush, 1 rec.)
Roger Craig	San Francisco	XIX	Miami	3 (2 rec., 1 rush)
Jerry Rice	San Francisco	XXIV	Denver	3 (3 rec.)
Ricky Watters	San Francisco	XXIX	San Diego	3 (2 rec., 1 rush)
Terrell Davis	Denver	XXXII	Green Bay	3 (3 rush)

## DL ADAM BUTLER

### CAREER-DEFINING CONTEST

Adam Butler arrived at Vanderbilt as an accomplished high school offensive lineman and spent his freshman season redshirting as a backup at center and guard. During his first offseason, Butler entered a rib eating contest, which judges ruled his team had lost. Butler disagreed and began arguing with the judges. Then Commodore defensive coordinator Bob Shoop was in attendance and witnessed Butler's demeanor and was impressed with his competitive attitude. Shoop convinced then head coach James Franklin to ask Butler to transition to defense.

"Coach Franklin brought me into his office and he asked me what I wanted, and I wanted whatever was best for the team," Butler told The Tennessean. "Because we were so short on defensive linemen at that time, that's how it happened."

## DB NATE EBNER

### SPECIAL TEAMS TACKLING MACHINE

With two special teams assists at Tennessee (11/11/18), DB Nate Ebner increased his 2018 total to 11 special teams tackles, tied for fourth-most in the NFL. Ebner has now tallied at least 10 special teams tackles every season in his seven-year career with the exception of 2017 when he was limited to nine games due to injury and finished with eight special teams tackles. He posted a career-high 19 special teams tackles in 2016.

### SPECIAL TEAMS TACKLE LEADERS

Player	Team	Sp. Tms. Tackles
Adrian Phillips	L.A. Chargers	15
Zeke Turner	Arizona	14
Brandon King	New England	12
Justin Bethel	Atlanta	12
Dwayne Harris	Oakland	12
Charvarius Ward	Kansas City	12
Nate Ebner	New England	11
Neville Hewitt	N.Y. Jets	11
Joe Jones	Denver	11
Jayron Kearse	Minnesota	11
Jamize Olawale	Dallas	11

## DL TREY FLOWERS

### WHAT TO LOOK FOR IN 2018

- If Trey Flowers leads the team in sacks again in 2018, he will become the seventh player in team history to lead the team in sacks for at least three consecutive seasons. He currently leads the team with 6½ sacks this season.

### MULTI-SACK GAMES

Flowers has six multi-sack games since 2016, tied for fifth-most in the NFL over that span.

### MOST GAMES WITH 2-PLUS SACKS SINCE 2016

Player	Team(s)	Games
Aaron Donald	LA Rams	9
Cameron Jordan	New Orleans	8
Calais Campbell	ARZ/JAX	7
Chandler Jones	Arizona	7
Khalil Mack	OAK/CHI	7
Ryan Kerrigan	Washington	7
Trey Flowers	New England	6
Von Miller	Denver	6
Jason Pierre-Paul	NYG/TB	6
Cameron Heyward	Pittsburgh	6
Joey Bosa	SD/LAC	6
Geno Atkins	Cincinnati	6
Danielle Hunter	Minnesota	6
Frank Clark	Seattle	5
Everson Griffen	Minnesota	5
DeMarcus Lawrence	Dallas	5
Yannick Ngakoue	Jacksonville	5
Terrell Suggs	Baltimore	5
Vic Beasley	Atlanta	5
Frank Clark	Seattle	5
DeForest Buckner	San Francisco	5

## DB DURON HARMON

### FOURTH-QUARTER PICKS

Throughout his six NFL seasons, Duron Harmon has shown a knack for notching late-game interceptions. Of his 18 career picks, 12 have come in the fourth quarter, with six of those occurring during the final two minutes of the game. Harmon is tied with Richard Sherman for most fourth-quarter interceptions since 2013.

### 4TH QUARTER INTERCEPTIONS

Date	Opponent	Result
10/27/13	vs. MIA	W, 27-17
11/03/13	vs. PIT	W, 55-31
01/10/15	vs. BAL	W, 35-31*
09/10/15	vs. PIT	W, 28-21
10/29/15	vs. MIA	W, 36-7
09/18/16	vs. MIA	W, 31-24
01/14/17	vs. HOU	W, 34-16*
09/24/17	vs. HOU	W, 36-33
11/26/17	vs. MIA	W, 35-17
12/17/17	at PIT	W, 27-24
12/02/18	vs. MIN	W, 24-10
12/16/18	at PIT	L, 10-17

### INTERCEPTIONS IN THE FINAL 2 MINUTES OF A GAME

Date	Opponent	Time Remaining
10/27/13	vs. MIA	0:55
01/10/15	vs. BAL	1:46*
09/18/16	vs. MIA	0:09
09/24/17	vs. HOU	0:03
11/26/17	vs. MIA	1:54
12/17/17	at PIT	0:09

\* Playoff Game

### MOST FOURTH QUARTER INTERCEPTIONS SINCE 2013 (INCLUDING PLAYOFFS)

Player	Interceptions
Duron Harmon	12
Richard Sherman	11
Harrison Smith	10

### HARMON INTERCEPTION NOTES:

- Ten of 15 occurred in the fourth quarter. (12-of-18 including postseason)
- Five of 15 occurred in the final two minutes of the game (6-of-18 including postseason).
- Five of 15 occurred in the end zone (6-of-18 including postseason).
- Eight of 15 occurred inside the Patriots red zone (11-of-18 including postseason).
- Twelve of 15 occurred inside the Patriots 35-yard line (15-of-18 including postseason).
- Five of 15 have occurred against Miami (4-of-5 against Ryan Tannehill).
- Ten of 15 have occurred against either Miami or Pittsburgh.
- Ten of 15 have occurred at Gillette Stadium (12-of-18 including postseason).



## CB STEPHON GILMORE

### LOCK-DOWN DEFENDER

CB Stephon Gilmore ranks second in the NFL with 18 passes defensed this season, tying his single-season career-high of 18 set in 2015 with Buffalo.

### PASSES DEFENSED LEADERS

Player	Team	Passes Defensed
Kyle Fuller	Chicago	21
<b>Stephon Gilmore</b>	<b>New England</b>	<b>18</b>
Eddie Jackson	Chicago	15
Darius Slay	Detroit	15
Morris Claiborne	N.Y. Jets	14
Kareem Jackson	Houston	14
Steven Nelson	Kansas City	14

## LB DONT'A HIGHTOWER

### WEARING BRUSCHI'S JERSEY #54

As a first round draft pick, Dont'a Hightower is used to high expectations. Hightower went to training camp with jersey #45 but was switched to jersey #54 prior to the start of his rookie year in 2012. Former LB Tedy Bruschi wore #54 for 13 seasons.

Hightower understands the importance of the number and hopes to live up to its legacy. "I definitely feel honored to be able to wear this number," Hightower said. "I've read that Tedy didn't want it to be retired and he hoped another linebacker would come in and be able to wear this number and be able to play as well. I feel honored. Tedy was a great player, and he means a lot to this organization. I'm definitely proud to be able to wear this number."



### WINNER ON MULTIPLE LEVELS

Dont'a Hightower and Russell Maryland (two national championships at Miami and three Super Bowl Championships with Dallas) are the only two players in NFL history with two national championships and two Super Bowl wins.

## LB BRANDON KING

### WHAT TO LOOK FOR IN 2018

- LB Brandon King has 12 special teams tackles in 2018 to match his career-high set during his rookie season in 2015. His 12 special teams tackles are third-most in the NFL.

### TOP TACKLER

King has matched his career-high with 12 special teams tackles this season and ranks third in the NFL in that category.

### SPECIAL TEAMS TACKLE LEADERS

Player	Team	Sp. Tms. Tackles
Adrian Phillips	L.A. Chargers	15
Zeke Turner	Arizona	14
<b>Brandon King</b>	<b>New England</b>	<b>12</b>
Justin Bethel	Atlanta	12
Dwayne Harris	Oakland	12
Charvarius Ward	Kansas City	12
Nate Ebner	New England	11
Neville Hewitt	N.Y. Jets	11
Joe Jones	Denver	11
Jayron Kearse	Minnesota	11
Jamize Olawale	Dallas	11

## DB DEVIN MCCOURTY

### WHAT TO LOOK FOR IN 2018

Devin McCourty enters 2018 tied with Ty Law for second-most Pro Bowls as a Patriots defensive back with four. Only CB Mike Haynes had more Pro Bowl invites as a Patriots DB with six.

### MCCOUR-TD

DB Devin McCourty's 84-yard interception return for a touchdown in the win at Buffalo on Oct. 29, 2018 was his first career interception returned for a touchdown and the ninth-longest in team history. The pick-six was McCourty's second career score. His first touchdown came on a 104-yard kickoff return vs. the New York Jets on Oct. 21, 2012.

### DOUBLE TROUBLE

After being selected by the Patriots in the first round of the 2010 NFL Draft, CB Devin McCourty became part of a select group in league history. McCourty's identical twin brother, Jason, joined the Patriots this past offseason for his 10th NFL season. The two became the 12th set of twins to play in the NFL. In the season opener, Devin and Jason became the first set of twins to play together on the same NFL team since 1926 when Gene and Tom Golsen suited up together for the Louisville Colonels. Shaquill and Shaquem Griffin of the Seattle Seahawks also accomplished this unique occurrence on Kickoff Weekend. New England also had twins on the team last year, with TE Jacob Hollister on the roster and WR Cody Hollister on the practice squad. Jacob is on the roster again this year and Cody is on the non-football/injury list.

Devin and Jason were cornerbacks in the Rutgers secondary from 2005-08. Devin redshirted for the 2005 season and was a year behind his brother in eligibility. Devin became the second twin to suit up for the Patriots, after CB Kato Serwanga was a member of the team from 1998-2000. His twin brother, Jason, played for San Francisco and Minnesota from 1999-2001. According to McCourty's mother, the two can only be told apart by tiny scars on their faces left by chickenpox.

### MCCOURTY GOES LONG

McCourty had a 104-yard kickoff return for a touchdown vs. N.Y. Jets (10/21/12), the second longest kickoff return in team history. Ellis Hobbs has the longest in team history with a 108-yard return for a touchdown at N.Y. Jets on Sept. 9, 2007. McCourty was named AFC Special Teams Player of the Week for his performance.

### LONGEST KICKOFF RETURN IN PATRIOTS HISTORY

Ellis Hobbs	108TD at N.Y. Jets (09/09/07)
<b>Devin McCourty</b>	<b>104TD vs. N. Y. Jets (10/21/12)</b>

### IN GOOD COMPANY

McCourty earned Associated Press All-Pro Second Team honors at safety in 2013 and 2016. He also earned Second Team All-Pro Honors as a rookie in 2010 when he played cornerback. McCourty joins Pro Football Hall of Famers Rod Woodson and Ronnie Lott as the only NFL players to earn All-Pro honors at both safety and cornerback.


### BROTHERS IN ARMS

Devin and twin brother Jason McCourty have seen first-hand the effects of sickle cell disease. Both their aunt and uncle lived with the disease while their father carried the trait. Devin and Jason partnered with Embrace Kids Foundation to form their own "Tackle Sickle Cell" campaign aiming to educate the public, increase blood donations and raise money and awareness for the fight against sickle cell disease. Devin's work with the local Boston Children's Hospital has helped advance research of the disease with doctors now as close as they've ever been to a cure.

## K STEPHEN GOSTKOWSKI

### WHAT TO LOOK FOR IN 2018

- If Stephen Gostkowski leads the NFL in scoring in 2018, he will set the NFL mark for most seasons leading the NFL in scoring with six, moving past Don Hutson (5) and Gino Cappelletti (5). Gostkowski has led the NFL in scoring in 2008, 12-14 and 15.
- In 2015, Gostkowski became the first NFL player with four seasons of 150 or more points. He added his fifth season of 150 or more points in 2017 and can add to that number in 2018.
- Gostkowski (5) needs one more 30-field goal season in 2018 to move out of a tie with David Akers (5), John Carney (5) and Justin Tucker (5) for the most in NFL history with six seasons of 30 or more field goals.
- Gostkowski has led the NFL in field goals three times (2008, 13-2014), and if he leads the NFL in field goals in 2018, he will join Lou Groza (5), Jack Manders (4), Ward Cuff (4) and Mark Moseley (4) as the only NFL players to lead the NFL in field goals in at least four seasons.
- Gostkowski made 92.5 percent (37-of-40) of his field goals in 2017. He tied Adam Vinatieri (2002, 04, 10, and 14-15) for the most seasons at 90 percent on field goals with five and needs one more season of 90 percent to set the NFL mark.
- Gostkowski (1,729) is in 13th on the NFL's all-time list for points.
- Gostkowski (180) is second all-time in postseason points, behind Adam Vinatieri (234) and will look to add to those numbers in 2018.
- Gostkowski is third on the NFL's all-time postseason list with 34 field goals behind Adam Vinatieri (56) and David Akers (39).



### 2018 ACCOMPLISHMENTS

- Gostkowski became the 19th kicker in NFL history to reach 350 career field goals with five field goals in the win vs. Kansas City (10/14/18).

### FRANCHISE SCORING LEADER

Gostkowski became the Patriots all-time leader in points in 2014, passing Adam Vinatieri vs. Miami (12/14/14).

#### PATRIOTS ALL-TIME LEADING SCORERS

Player	Points
Stephen Gostkowski .....	1,729
Adam Vinatieri .....	1,158
Gino Cappelletti.....	1,130

### SCORING LEADER I

Gostkowski is the first NFL player with five 150-point seasons. His 156 points in 2017 tied for the second most of his career and the second most in the NFL in 2017.

#### PATRIOTS RECORD FOR MOST POINTS IN A SEASON

Player	Year	Points
Stephen Gostkowski .....	2013 .....	158
Stephen Gostkowski .....	2017 .....	156
Stephen Gostkowski .....	2014 .....	156
Gino Cappelletti .....	1964 .....	155 (includes 7 TDs)
Stephen Gostkowski .....	2012 .....	153
Stephen Gostkowski .....	2015 .....	151
Stephen Gostkowski .....	2008 .....	148
Gino Cappelletti .....	1961 .....	147

### SCORING LEADER II

#### NFL RECORD FOR MOST POINTS BY A KICKER IN A SINGLE SEASON

Player	Team	Year	Points
David Akers	San Francisco	2011	166
Gary Anderson	Minnesota	1998	164
Jeff Wilkins	St. Louis	2003	163
Mark Moseley	Washington	1983	161
Stephen Gostkowski	New England	2013	158
Matt Bryant	Atlanta	2016	158
Greg Zuerlein	L.A Rams	2017	158
Mike Vanderjagt	Indianapolis	2003	157
Stephen Gostkowski	New England	2017	156
Stephen Gostkowski	New England	2014	156
Stephen Gostkowski	New England	2012	153
Stephen Gostkowski	New England	2015	151

### NFL ALL-TIME SCORING LEADERS

Gostkowski has the 13h-most points in NFL history.

Player	Team(s)	Years	Points
1. Adam Vinatieri	NE/IND	1996-present	2,587
2. Morten Andersen	NO/ATL/NYG/KC/ATL	1982-2007	2,544
3. Gary Anderson	PIT/PHI/SF/MIN/TEN	1982-2004	2,434
4. Jason Hanson	Detroit	1992-2012	2,150
5. John Carney	TB/SD/NO/NYG	1988-2010	2,062
6. Matt Stover	CLE/BAL/IND	1991-2010	2,004
7. George Blanda	CHI/BLT/HOU/OAK	1949-75	2,002
8. Jason Elam	DEN/ATL	1993-2009	1,983
9. John Kasay	SEA/CAR/NO	1991-2011	1,970
10. Sebastian Janikowski	OAK/SEA	2000-present	1,896
11. Phil Dawson	CLE/SF/ARZ	1999-present	1,847
12. Norm Johnson	SEA/ATL/PIT/PHI	1982-99	1,736
13. Stephen Gostkowski	New England	2006-present	1,729
14. David Akers	WAS/PHI/SF/DET	1998-2013	1,721
15. Nick Lowery	NE/KC/NYJ	1978-96	1,711
16. Jan Stenerud	KC/GB/MIN	1967-85	1,699
17. Matt Bryant	NYG/TB/ATL	2002-present	1,691
18. Ryan Longwell	GB/MIN	1997-2011	1,687
19. Eddie Murray	DET/KC/TB/DAL/PHI/WAS/MIN	1980-2000	1,594
20. Al Del Greco	GB/STL/PHO/HOU/TEN	1984-2000	1,584

### GOSTKOWSKI GOES LONG

Gostkowski kicked a franchise record 62-yard field goal against Oakland in Mexico City (11/19/17). It was the 19th field goal of 60 or more yards in NFL history.

#### LONGEST FIELD GOALS IN NFL HISTORY

Player	Team	Opponent	Date	Distance
Matt Prater	DEN	vs. TEN	12/08/13	64
Tom Dempsey	NO	vs. DET	11/08/70	63
Jason Elam	DEN	vs. JAX	10/25/98	63
Graham Gano	CAR	vs. NYG	10/07/18	63
Sebastian Janikowski	OAK	at DEN	09/12/11	63
David Akers	SF	vs. GB	09/09/12	63
Stephen Gostkowski	NE	at OAK	11/19/17	62
Matt Bryant	TB	vs. PHI	10/22/06	62

#### LONGEST FIELD GOALS IN PATRIOTS HISTORY

Player	Opponent	Date	Distance
Stephen Gostkowski	at OAK	11/19/17	62
Stephen Gostkowski	vs. CAR	10/01/17	58
Stephen Gostkowski	at DAL	10/11/15	57
Adam Vinatieri	at CHI	11/10/02	57
Adam Vinatieri	at STL	12/13/98	55
Matt Bahr	at MIA	11/12/95	55

### MOST FIELD GOALS IN PATRIOTS HISTORY

Gostkowski moved past Adam Vinatieri (263) in 2015 to become the Patriots all-time leader with 365 career field goals.

Stephen Gostkowski .....	365	Gino Cappelletti .....	176
Adam Vinatieri .....	263	John Smith .....	128





# PATRIOTS SPECIAL TEAMS NOTES

## CONSECUTIVE EXTRA POINTS

Gostkowski set an NFL record for most consecutive extra points made in the regular season.

### MOST CONSECUTIVE (KICKING) PATS

Player	Team(s)	Years	Consec. XPs
Stephen Gostkowski	New England	2006-16	478
Matt Stover	BAL/IND	1996-2009	422
Jason Elam	Denver	1993-2002	371
Jeff Wilkins	St. Louis	1999-2007	371
Jay Feely	ATL/NYG/MIA/ NYJ/ARZ/CHI	2002-14	360

## EVEN STEPHEN

Gostkowski has connected on 87.3 percent of his regular-season field-goal attempts in his career, the best percentage in Patriots history. Additionally, Gostkowski's 87.3 field goal percentage is third among NFL kickers all-time.

### PATRIOTS ALL-TIME LEADERS / FIELD GOAL PCT. (MINIMUM 50 ATTEMPTS)

Player	Years	FGM	FGA	Pct.
Stephen Gostkowski	2006-18	365	418	87.3
Adam Vinatieri	1996-05	263	321	81.9
Matt Bahr	1993-95	55	72	76.4

### NFL ALL-TIME LEADERS / FIELD GOAL PCT. (MINIMUM 50 ATTEMPTS)

Player	Team(s)	Years	FGM	FGA	Pct.
Justin Tucker	Baltimore	2012-present	230	254	90.6
Robbie Gould	CHI/NYG/SF	2005-present	354	404	87.6
Stephen Gostkowski	New England	2006-present	365	418	87.3
Steven Hauschka	BAL/SEA/BUF	2008-present	240	276	87.0
Mike Vanderjagt	IND/DAL	1998-2006	230	266	86.5
Dan Bailey	DAL/MIN	2011-present	204	236	86.4
Nate Kaeding	SD/MIA	2004-12	181	210	86.2
Matt Bryant	NYG/MIA/IND/TB/ATL	2002-present	385	447	86.1
Kai Forbath	WAS/NO/MIN	2012-17	118	137	86.1
Rob Bironas	Tennessee	2005-13	239	279	85.7
Shayne Graham	BUF/CAR/CIN/ HOU/NO/ATL	2001-15	277	324	85.5

## GOSTKOWSKI HAS TEAM MARK

Gostkowski scored at least one point in 142 straight games, a franchise record. He set the new record in a win vs. Denver on Nov. 24, 2013. The record ended in the shutout loss vs. Buffalo on Oct. 2, 2016.

### PATRIOTS RECORD FOR MOST CONSECUTIVE GAMES SCORED

Player	Dates	Consec. Games Scored
Stephen Gostkowski	12/17/06 to 10/02/16	142
Adam Vinatieri	11/24/96 to 12/29/02	101
John Smith	09/28/75 to 10/02/80	101

## 1,000-POINT BENCHMARK

Gostkowski (1,729) reached the 1,000 point mark in only his 119th career game in 2013. He is the only kicker in NFL history to reach 1,000 career points in fewer than 120 career games played.

### KICKERS TO REACH 1,000 POINTS IN FEWEST GAMES

Player	Team	Games to 1,000 Points
Stephen Gostkowski	New England	119
Mike Vanderjagt	Indianapolis	126
Jason Elam	Denver	132
Ryan Longwell	Green Bay	136
Jan Stenerud	Kansas City	136

## PROLIFIC SCORING AVERAGE

Gostkowski is ranked first in NFL history with an 8.7 points per game average.

### NFL RECORD FOR AVERAGE POINTS PER GAME

Player	Team(s)	Points Per Game
Stephen Gostkowski	New England	8.7
Justin Tucker	Baltimore	8.4
Mike Vanderjagt	IND/DAL	7.9
Nate Kaeding	SD/MIA	7.8
Mason Crosby	Green Bay	7.7
Dan Bailey	DAL/MIN	7.6

## GOSTKOWSKI PILING ON

Gostkowski is the Patriots all-time leading scorer in the postseason and ranks second for the most postseason points all-time.

### MOST KICKING POINTS IN NFL POSTSEASON HISTORY

Player	Team(s)	Points
Adam Vinatieri	NE/IND	234
Stephen Gostkowski	New England	180
David Akers	PHI/SF	175
Gary Anderson	PIT/PHI/SF/MIN/TEN	153
Mason Crosby	Green Bay	137
George Blanda	CHI/HOU/OAK	115
Matt Stover	CLE/BAL/IND	106
Matt Bahr	PIT/CLE/NYG/NE	103

### MOST FIELD GOALS IN NFL POSTSEASON HISTORY

Player	Team(s)	Field Goals
Adam Vinatieri	NE/IND	39
David Akers	PHI/SF	39
Stephen Gostkowski	New England	34
Gary Anderson	PIT/PHI/SF/MIN/TEN	32
Mason Crosby	Green Bay	26

### MOST POINTS IN NFL POSTSEASON HISTORY

Player	Team(s)	Points
Adam Vinatieri	NE/IND	234
Stephen Gostkowski	New England	180
David Akers	PHI/SF	175
Gary Anderson	PIT/PHI/SF/MIN/TEN	153
Mason Crosby	Green Bay	137
Jerry Rice	SF/OAK	132
Emmitt Smith	DAL	126
Thurman Thomas	Buffalo	126
George Blanda	CHI/HOU/OAK	115
Matt Stover	CLE/BAL/IND	106

## FIVE-TIME LEAGUE LEADER

Gostkowski led the NFL in scoring for the fourth straight season in 2015 with 151 points. He also led the NFL with 156 points in 2014, 158 points in 2013, 153 points in 2012 and 148 points in 2008. He joins Don Hutson and Gino Cappelletti as the only players to lead the NFL in scoring five times.

### NFL RECORD FOR MOST SEASONS LEADING THE LEAGUE IN SCORING

Player	Team	Years	Seasons
Stephen Gostkowski	New England	5	2008, 12-15
Gino Cappelletti	New England	5	1961, 63-66
Don Hutson	Green Bay	5	1940-44
Earl Clark	POR/DET	3	1932, 35-36
Pat Harder	Chicago Cardinals	3	1947-49
Paul Hornung	Green Bay	3	1959-61

## GOSTKOWSKI GAME WINNERS

Gostkowski has eight career regular-season game-winning kicks and one in the playoffs.

### GOSTKOWSKI'S CAREER GAME-WINNING FIELD GOALS

Time Left	Distance	Final Score	OPP	Date
0:03 4th	28	43-40	KC	10/14/18
3:44 4th	32	23-21	@ ARI	09/11/16
0:01 4th	54	27-16	@ NYG	11/15/15
3:12 4th	53	34-31	@ HOU	12/01/13
1:56, OT	31	34-31	DEN	11/24/13
0:05, 4th	35	23-21	@ BUF	09/08/13
1:56, OT	35	23-20	BAL	10/17/10
11:02 OT	48	29-26	NYJ	10/21/12
1:10, 4th	31	24-21	@ SD	01/14/07*

\*Postseason

# **PATRIOTS** SPECIAL TEAMS NOTES

## **GOSTKOWSKI DRILLS 350TH FG**

Gostkowski's 39-yard field goal in the fourth quarter vs. Kansas City (10/14/18) was his 350th career field goal. He is one of 19 NFL players to reach 350 career field goals.

## **MOST FIELD GOALS AMONG ACTIVE NFL KICKERS**

Player	Team(s)	Field Goals
Adam Vinatieri.....	NE/IND	580
Phil Dawson.....	CLE/SF/ARZ	441
Sebastian Janikowski.....	OAK/SEA	433
Matt Bryant.....	NYG/IND/MIA/TB/ATL	385
Stephen Gostkowski.....	New England	365

## **GOSTKOWSKI BREAKS HIS OWN TEAM RECORD**

Gostkowski set a Patriots franchise record with 38 field goals in 2013 and now owns the top six field goal seasons in team history.

## **MOST FIELD GOALS MADE IN A PATRIOTS SEASON**

Player	Year	Field Goals
Stephen Gostkowski .....	2013	38
Stephen Gostkowski .....	2017	37
Stephen Gostkowski .....	2008	36
Stephen Gostkowski .....	2014	35
Stephen Gostkowski .....	2015	33
Tony Franklin .....	1986	32
Adam Vinatieri .....	2004	31
Adam Vinatieri .....	1998	31

## **ON THE MARK**

Gostkowski made 92.5 percent (37-of-40) of his field goals in 2017. He is now tied with Adam Vinatieri for the most seasons in NFL history with a 90 percent conversion rate with five.

## **PATRIOTS BEST FIELD GOAL PCT./SEASON (MINIMUM 30 ATTEMPTS)**

Player	Year	FGM	FGA	Pct.
Stephen Gostkowski	2014	35	37	94.6
Adam Vinatieri	2004	31	33	93.9
Stephen Gostkowski	2013	38	41	92.7
Stephen Gostkowski	2017	37	40	92.5
Stephen Gostkowski	2015	33	36	91.7
Stephen Gostkowski	2008	36	40	90.0
Adam Vinatieri	2002	27	30	90.0

## **MOST 50-YARD FIELD GOALS IN TEAM HISTORY**

Gostkowski has the most 50-yard field goals in New England history.

## **PATRIOTS RECORD FOR MOST 50-YARD FIELD GOALS**

Player	Years	FGM	FGA	Pct.
Stephen Gostkowski	2006-18	25	35	71.4
Adam Vinatieri	1996-2005	8	17	47.1
Tony Franklin	1984-87	3	6	50.0

## **30-PLUS FIELD GOAL SEASONS**

Gostkowski is one of four players in NFL history to make 30 or more field goals in five seasons after reaching 37 field goals in 2017.

## **MOST 30 FIELD GOAL SEASONS**

Player	Team(s)	30-FG Seasons	Years
Stephen Gostkowski	New England	5	2008, 13-15, 17
David Akers	SF/PHI	5	2002, 08-11
John Carney	NYG/NO/SD	5	1993-94, 99, 2002, 08
Justin Tucker	Baltimore	5	2012-13, 15-17
Adam Vinatieri	NE/IND	4	1998, 2004, 13-14
Jay Feely	ATL/NYG/NYJ/ARZ	4	2002, 05, 09, 13
Matt Stover	Baltimore	4	2000-01, 03, 05
Robbie Gould	CHI/SF	4	2006-07, 15, 17



## **FOURTH-MOST FGs IN A SEASON**

## **MOST FIELD GOALS MADE IN A SEASON IN NFL HISTORY**

Player	Team	Year	Field Goals
David Akers	San Francisco	2011	44
Neil Rackers	Arizona	2005	40
Olindo Mare	Miami	1999	39
Robbie Gould	San Francisco	2017	39
Jeff Wilkins	St. Louis	2003	39
Stephen Gostkowski	New England	2013	38
Harrison Butker	Kansas City	2017	38
Greg Zuerlein	L.A. Rams	2017	38
Justin Tucker	Baltimore	2016	38
Justin Tucker	Baltimore	2013	38

## **KICKING A CAREER HIGH**

Gostkowski made five field goals vs. Cincinnati (10/05/14), setting a new single-game career high. Gostkowski's five field goals tied the second highest single-game total in Patriots history, trailing only Gino Cappelletti's six successful field goals on Oct. 4, 1964. He matched that total with five field goals in the win vs. Kansas City (10/14/18).

## **TWO FROM 50-PLUS**

Gostkowski drilled a team-record 62-yard field goal and a 51-yarder in Mexico City against Oakland on Nov. 19, 2017. It was the third time that he made two field goals of 50-plus yards in a single game. He drilled a 51-yard field goal and a 53-yarder vs. Arizona (09/16/12) and connected on two 53-yard field goals at Houston (12/01/13). He is the only Patriot to have two 50-yard field goals in the same game.



# PATRIOTS REFERENCE NOTES

## EIGHT STRAIGHT 11-WIN SEASONS

The Patriots have won 11 games 19 times in team history, including a current streak of and NFL-record eight consecutive years dating back to 2010. The Patriots have had 11 or more wins 15 times in Robert Kraft's 24 seasons of ownership after having only four 11-win seasons prior to Kraft purchasing the team (1976, 78, 85-86).

### MOST 11-WIN SEASONS SINCE 1970 MERGER

Team	11+ Win Seasons
New England.....	19
Dallas.....	17
Pittsburgh.....	17
Denver.....	15
San Francisco.....	15

### MOST CONSECUTIVE 11-WIN SEASONS

Team	Years	Consec. Seasons w/11+ Wins
New England .....	2010-17 .....	8
Indianapolis.....	2003-09 .....	7
Dallas.....	1976-81 .....	6
San Francisco .....	1994-98 .....	5

## DIVISIONAL DOMINANCE

The Patriots have the highest winning percentage vs. division opponents from November until the end of the season since 2002.

### TOP LATE-SEASON WINNING PERCENTAGE VS. DIVISION OPPONENTS SINCE 2002

Team	W	L	T	Pct.
New England	43	13	0	.768
Indianapolis	44	16	0	.733
Pittsburgh	46	18	0	.719
Green Bay	41	21	1	.659
Seattle	37	21	0	.638

## TOP-10 OFFENSE

Since the 1970 merger, the Patriots offense has finished in the top 10 a total of 22 times, including 12 times under Bill Belichick. The 2017 Patriots finished first in the NFL for the fourth time in team history (1978, 2007, 12 and 17). The 2018 Patriots offense is currently ranked fifth with 395.0 yards per game.

### TOP-10 OFFENSE UNDER BILL BELICHICK

Year	Rank	Yards per Game
2017.....	1.....	394.2
2016.....	4.....	386.3
2015.....	6.....	374.4
2013.....	7.....	384.5
2012.....	1.....	427.9
2011.....	2.....	428.0
2010.....	8.....	363.8
2009.....	3.....	397.3
2008.....	5.....	365.4
2007.....	1.....	411.3
2005.....	7.....	352.0
2004.....	7.....	411.3

## TOP OFFENSE

The Patriots had finished in the top 10 in offense for seven straight seasons (2007-13), second only to the 11 straight by New Orleans (2006-16). The NFL record for the most consecutive seasons finishing with a top-10 offense since the merger in 1970 is the San Francisco 49ers with 15 (1982-96).

## FORCING THE ISSUE

The Patriots lead the NFL with a plus-201 turnover margin since the 1994 season.

### NFL TURNOVER MARGIN SINCE 1994

New England.....	+201
Kansas City .....	+145
Green Bay.....	+101

## STRONG IN THE SECOND HALF

Since 2001, the Patriots have done a remarkable job of finishing the season strong, compiling an NFL-best 107-31 (.775) record in games on or after Thanksgiving.

### PATRIOTS BEFORE AND AFTER THANKSGIVING SINCE 2001

Season	Pre-Thanksgiving	Post-Thanksgiving	Overall
2001	5-5 (.500)	9-0 (1.000)	14-5*
2002	6-5 (.545)	3-2 (.600)^	9-7
2003	9-2 (.818)	8-0 (1.000)	17-2*
2004	9-1 (.900)	8-1 (.889)	17-2*
2005	6-4 (.600)	5-3 (.625)	11-7*
2006	7-3 (.700)	7-2 (.777)	14-5*
2007	10-0 (1.000)	8-1 (.889)	18-1*
2008	7-4 (.636)	4-1 (.800)	11-5
2009	7-3 (.700)	3-4 (.429)	10-7*
2010	8-2 (.800)	6-1 (.857)^	14-3*
2011	7-3 (.700)	8-1 (.889)	15-4*
2012	7-3 (.700)	6-2 (.750)^	13-5*
2013	8-3 (.727)	5-2 (.833)	13-5*
2014	9-2 (.818)	6-2 (.750)	15-4*
2015	10-0 (1.000)	3-5 (.375)	13-5*
2016	8-2 (.800)	9-0 (1.000)	17-2*
2017	8-2 (.800)	7-2 (.777)	15-4*
2018	7-3 (.700)	2-2 (.500)	??
<b>Totals</b>	<b>138-47 (.746)</b>	<b>107-31 (.775)</b>	<b>236-73</b>

\*Includes playoffs

^Includes games played on Thanksgiving

### BEST RECORDS ON OR AFTER THANKSGIVING SINCE 2001 (INCLUDING PLAYOFFS)

Team	W	L	T	Pct.
New England	107	31	0	.775
Pittsburgh	86	41	0	.677
Green Bay	77	49	0	.611
Indianapolis	74	49	0	.602
Seattle	75	50	0	.600

# Gillette STADIUM

## SHARP AT GILLETTE

The Patriots concluded a 20-game home winning streak with a 20-16 win over Dallas on Oct. 16, 2011. It was the longest home win streak in team history. The Patriots own an overall record of 113-21 (.843) at Gillette Stadium in regular season games. The NFL record for most consecutive home victories is 27, achieved by Miami from 1971-74.

### HIGHEST HOME WINNING PERCENTAGE SINCE 1970 (MINIMUM 25 GAMES)

Team	Stadium	W-L-T	Win Pct.
New England	Gillette Stadium	113-21-0	.843
Miami	Orange Bowl	101-22-1	.819
Minnesota	Metropolitan Stadium	64-23-1	.733
Pittsburgh	Heinz Field	103-39-1	.724
Seattle	Century Link	93-41-0	.694

### LONGEST HOME WINNING STREAK/PATRIOTS HISTORY (REGULAR SEASON ONLY)

Streak	First Win	Last Win
20 .....	Dec. 21, 2008.....	Oct. 16, 2011
18 .....	Dec. 29, 2002 .....	Sept. 8, 2005
16 .....	Dec. 30, 2012 .....	Dec. 28, 2014
12 .....	Nov. 26, 2006 .....	Sept. 7, 2008
11 .....	Oct. 22, 2017 .....	Present
10 .....	Sept. 18, 1976 .....	Oct. 30, 1977





## TEAM RANKINGS

During the past 18 seasons, the Patriots defense has consistently ranked higher in points allowed than in yards allowed. The only exceptions came in 2004 and 2015.

### PATRIOTS DEFENSIVE RANKINGS SINCE 2000

Year	Avg. Points Allowed	Avg. Yds Allowed
2018	22.1 (13t)	372.7 (23)
2017	18.5 (5)	366.0 (29)
2016	15.6 (1)	326.4 (8)
2015	19.7 (10)	339.4 (9)
2014	19.5 (8)	344.1 (13)
2013	21.1 (10)	373.1 (26)
2012	20.7 (9t)	373.3 (25)
2011	21.4 (15)	411.1 (31)
2010	19.6 (8)	365.5 (25)
2009	17.8 (5)	320.2 (11)
2008	19.3 (8)	309.0 (10)
2007	17.1 (4)	288.3 (4)
2006	14.8 (2)	294.4 (6)
2005	21.1 (17)	330.2 (26)
2004	16.3 (2t)	310.6 (9)
2003	14.9 (1)	291.6 (7)
2002	21.6 (17)	336.1 (23)
2001	17.0 (6)	334.5 (24)
2000	21.1 (17)	334.6 (20)

## IN A RUSH FOR THE END ZONE

Since 2003, the Patriots are the only team to average at least one rushing touchdown per game. The Patriots have 276 rushing touchdowns in 253 games.

### RUSHING TOUCHDOWNS SINCE 2003 (REGULAR SEASON ONLY)

Team	Rush TDs since 2003
New England	276
Kansas City	251
New Orleans	246
Carolina	241
Minnesota	237

## HISTORIC SCORING CLIP

The Patriots had a historic scoring output over a three-game span in October and November 2014. New England tied a team record by scoring 40 or more points in three consecutive games from Oct. 26 to Nov. 16. The Patriots also scored 40 or more in three straight games in 2007. The Patriots have scored 40 or more points 62 times in team history, including 35 times since Bill Belichick became head coach in 2000, and 19 times since 2010.

## MOST CONSECUTIVE GAMES WITH 40+ POINTS IN PATRIOTS HISTORY

Gm	Year	Game 1	Game 2	Game 3
3	2014	10/26/14 (51-23 v. CHI)	11/02/14 (43-21 v. DEN)	11/16/14 (42-20 @ IND)
3	2007	10/14/07 (48-27 @ DAL)	10/21/07 (49-28 @ MIA)	10/28/07 (52-7 v. WAS)
2	1962	09/21/62 (41-16 v. DEN)	10/06/62 (43-14 @ NYT)	
2	2002	09/15/02 (44-7 @ NYJ)	09/22/02 (41-38 v. KC)	
2	2008	12/14/08 (49-26 @ OAK)	12/21/08 (47-7 v. ARZ)	
2	2010	11/25/10 (45-24 @ DET)	12/06/10 (45-3 v. NYJ)	
2	2012	11/18/12 (59-24 v. IND)	11/22/12 (49-19 @ NYJ)	
2	2015	09/20/15 (40-32 @ BUF)	09/27/15 (51-17 vs. JACK)	

## SCORING FLURRY

The Patriots scored three touchdowns in a 57-second span during the final two minutes of the first half against Chicago on Oct. 26, 2014, turning a 17-7 lead into a 38-7 cushion. It was the fastest three-touchdown flurry in the NFL since the Patriots had three touchdowns in 52 seconds against the New York Jets on Nov. 22, 2012. The Patriots are one of three teams to score three touchdowns in under a minute since the 1970 merger, and are the only team to have achieved the feat twice.

### NFL TEAMS TO SCORE THREE TDS IN LESS THAN ONE MINUTE

Team	Opponent	Date
New England	Chicago	10/26/14
New England	N.Y. Jets	11/22/12
Seattle	Minnesota	09/29/02
Atlanta	Carolina	10/04/98

### HOW THE PATRIOTS SCORED THREE TOUCHDOWNS IN 57 SECONDS:

- Rob Gronkowski caught a 2-yard touchdown pass from Tom Brady with 1:57 left in the first half to make the score 24-7 and cap off a 10-play, 80-yard drive.
- After the Patriots defense forced a three-and-out, a 42-yard Julian Edelman punt return gave New England possession at the Chicago 9-yard line, and Brady found Brandon LaFell for a 9-yard touchdown on the next play to give the Patriots a 31-7 lead with 1:07 left in the first half.
- On the Bears first play following the LaFell touchdown, Zach Moore forced a Jay Cutler fumble that was recovered by Rob Ninkovich and returned for a 15-yard touchdown that gave the Patriots a 38-7 Patriots lead with 55 seconds left in the first half.

## A COMEBACK FOR THE AGES

The Patriots came back from a 24-point deficit to defeat the Broncos, 34-31, in overtime in a Sunday Night Football matchup on Nov. 24, 2013, marking the largest regular-season comeback win in team history, after trailing 24-0 at halftime.

New England's previous best comeback win was from a 23-0 deficit to win, 38-23, vs. Seattle (09/16/84). The Patriots also came back from 22 points down to win at the New York Giants, 23-22 (12/21/96). The Patriots have come from 21 points down to win four times, most recently vs. Buffalo (01/01/12).



# **PATRIOTS** PLAYOFF NOTES

## ALL-TIME PLAYOFF RESULTS

The Patriots have compiled a 34-20 record in their 54 playoff games and their .630 playoff winning percentage is second-best in NFL history among teams that have played at least 15 playoff games.

### PATRIOTS PLAYOFF RECORD BY ROUND

Round	Record
First Round*	0-1
Wild Card Round	4-3
Divisional Round	15-6
AFC Championship	10-4
AFL Championship	0-1
Super Bowl	5-5
Total	34-20

\*1982 Strike Season

### ALL-TIME BEST NFL PLAYOFF RECORDS (MINIMUM 15 POSTSEASON GAMES)

Team	Wins	Losses	Win Pct.
Baltimore	15	8	.652
<b>New England</b>	<b>34</b>	<b>20</b>	<b>.630</b>
Green Bay	34	22	.607
San Francisco	30	20	.600
Pittsburgh	36	25	.590
OAK/L.A. Raiders	25	19	.568
Dallas	34	27	.557

### MOST POSTSEASON WINS ALL-TIME

Team	Wins
Pittsburgh Steelers	36
<b>New England Patriots</b>	<b>34</b>
Dallas Cowboys	34
Green Bay Packers	34
San Francisco 49ers	30
Oakland Raiders	25

## PATRIOTS IN THE PLAYOFFS

The Patriots have qualified for the playoffs 25 times in their 58-year history. Nineteen of those playoff berths have come in the 24 seasons since Robert Kraft purchased the team in 1994, a dramatic contrast to the six total playoff berths the team earned in its first 34 years of existence. The Patriots have won 20 division crowns, including 15 in the last 17 seasons, and 17 of which have come since Robert Kraft's purchase in 1994.

### PATRIOTS PLAYOFF SEASONS (25)

Year	How Qualified	Seed	Rec.	Result
2017	Division Champions	1	2-1	AFC Champions
2016	Division Champions	1	3-0	Super Bowl Champions
2015	Division Champions	2	1-1	AFC Championship Game
2014	Division Champions	1	3-0	Super Bowl Champions
2013	Division Champions	2	1-1	AFC Championship Game
2012	Division Champions	2	1-1	AFC Championship Game
2011	Division Champions	1	2-1	AFC Champions
2010	Division Champions	1	0-1	AFC Divisional Round
2009	Division Champions	3	0-1	Wild Card Round
2007	Division Champions	1	2-1	AFC Champions
2006	Division Champions	4	2-1	AFC Championship Game
2005	Division Champions	4	1-1	AFC Divisional Round
2004	Division Champions	2	3-0	Super Bowl Champions
2003	Division Champions	1	3-0	Super Bowl Champions
2001	Division Champions	2	3-0	Super Bowl Champions
1998	Wild Card	6	0-1	Wild Card Round
1997	Division Champions	3	1-1	AFC Divisional Round
1996	Division Champions	2	2-1	AFC Champions
1994	Wild Card	5	0-1	Wild Card Round
1986	Division Champions	3	0-1	AFC Divisional Round
1985	Wild Card	5	3-1	AFC Champions
1982*	16-Team Format	7	0-1	First Round
1978	Division Champions	2	0-1	AFC Divisional Round
1976	Wild Card	4	0-1	AFC Divisional Round
1963	Division Champions	--	1-1	AFL Championship Game

\*Strike Year | Bold indicates Kraft era

**34-20 Record**

## PLAYOFF BERTHS UNDER KRAFT

New England has qualified for the playoffs 25 times in its 58-year history. The Patriots have earned 19 of those playoff berths in the 24 seasons since Robert Kraft purchased the team in 1994. New England has won 20 division crowns overall (19 AFC East crowns) and has qualified as a Wild Card team on four occasions (1998, 1994, 1985 and 1976). The Patriots also qualified for the playoffs in 1982 as part of a 16-team tournament following a players' strike.



## ANNUAL ACHIEVEMENT

The Patriots won more than half of their games for the 18th straight year in 2018. They are the first team to win more than half of their games in 18 straight seasons since free agency began in 1993.

The Patriots are also the first team to win more than half of their games in 18 straight seasons since the 1970 AFL-NFL merger, moving past the 49ers (16 straight from 1983-98) and the Cowboys (16 straight from 1970-85).

The Patriots have now won nine or more games in 22 of the 25 seasons Robert Kraft has owned the team.

### MOST CONSECUTIVE WINNING SEASONS (SINCE 1970 NFL MERGER)

Team	Years	Winning Seasons
<b>New England</b>	<b>2001-18</b>	<b>18</b>
San Francisco	1983-98	16
Dallas	1970-85	16
Oakland	1970-80	11

### MOST CONSECUTIVE WINNING SEASONS ALL-TIME

Team	Years	Winning Seasons
Dallas	1966-85	20
<b>New England</b>	<b>2001-18</b>	<b>18</b>
San Francisco	1983-98	16
Oakland	1965-80	16
Chicago	1930-44	15
Green Bay	1934-47	14
Cleveland	1957-69	13

## CONTINUED ADVANCEMENT

### TEAMS TO WIN AT LEAST ONE PLAYOFF GAME IN CONSECUTIVE SEASONS

Team	Years	Consec. Seasons	Wins
<b>New England</b>	<b>2011-17</b>	<b>7</b>	<b>13</b>
Dallas	1991-96	6	12
Seattle	2012-16	5	8
<b>New England</b>	<b>2003-07</b>	<b>5</b>	<b>11</b>
Baltimore	2008-12	5	9
Philadelphia	2000-04	5	7
Green Bay	1993-97	5	9
Oakland	1973-77	5	7

## 2017 AFC EAST CHAMPIONS

The Patriots claimed the AFC East Division title for the ninth consecutive season and for the 17th time under Robert Kraft in 2017.

### DIVISION CHAMPIONSHIPS SINCE 1994

<b>New England</b>	<b>17</b>
Pittsburgh	13
Green Bay	12
Indianapolis	10



# PATRIOTS PLAYOFF NOTES

## PLAYOFF TRENDS SINCE 1970

### PATRIOTS PLAYOFF TRENDS (SINCE 1970 NFL MERGER)

<i>All-Time (33-19)</i>	<i>Record</i>
vs. AFC.....	28-14
vs. NFC.....	5-5
Home.....	22-4
Away.....	6-10
Leading at Halftime.....	24-4
Trailing at Halftime.....	6-13
Tied at Halftime.....	3-2
Leading After 3 Quarters.....	24-4
Tied After 3 Quarters.....	3-0
Trailing After 3 Quarters.....	6-15
Decided by 7 Points or Fewer.....	14-9
Decided by 3 Points or Fewer.....	7-4
When Scoring First.....	24-7
When Not Scoring First.....	9-12
Positive Turnover Ratio.....	21-1
Even Turnover Ratio.....	5-5
Negative Turnover Ratio.....	7-13
Winning or Even Penalty Ratio.....	26-4
Losing Penalty Ratio.....	7-15
With a 100-Yard Rusher.....	9-0
Without a 100-Yard Rusher.....	24-19
With a 100-Yard Receiver.....	17-8
Without a 100-Yard Receiver.....	16-11
When Allowing a 100-Yard Rusher.....	4-5
When Not Allowing a 100-Yard Rusher.....	29-14
When Allowing a 100-Yard Receiver.....	7-8
When Not Allowing a 100-Yard Receiver.....	26-11
With a 300-Yard Passer.....	10-4
Without a 300-Yard Passer.....	23-15
Allowing a 300-Yard Passer.....	7-3
Not Allowing a 300-Yard Passer.....	26-16

## MOST PLAYOFF WINS IN A DECADE

The Patriots won 14 playoff games in the decade from 2000-09, tying the 1970s Pittsburgh Steelers and Dallas Cowboys for the most playoff victories by any NFL team in a decade.

### MOST PLAYOFF VICTORIES IN A DECADE

<i>Team</i>	<i>Decade</i>	<i>Playoff Wins</i>	<i>Championships</i>
<b>New England</b>	<b>2000s</b>	<b>14</b>	<b>2001, 03, 04</b>
Dallas	1970s	14	1971, 77
Pittsburgh	1970s	14	1974-75, 1978-79
<b>New England</b>	<b>2010-present</b>	<b>13</b>	<b>2014, 16</b>
San Francisco	1980s	13	1981, 84, 1988-89
Dallas	1990s	12	1992-93, 95
Washington	1980s	11	1982, 87
Buffalo	1990s	10	--
Philadelphia	2000s	10	-
Pittsburgh	2000s	10	2005, 08

## SUSTAINED PLAYOFF SUCCESS

The Patriots won 11 playoff games from 2003-07, tying the NFL's highest playoff victory total over a five-season span.

### MOST PLAYOFF VICTORIES IN A FIVE-YEAR SPAN

<i>Team</i>	<i>5-Year Span</i>	<i>Playoff Wins</i>	<i>SB Wins</i>
<b>New England</b>	<b>2003-07</b>	<b>11</b>	<b>2</b>
Dallas	1991-95	11	3
Dallas	1992-96	11	3
<b>New England</b>	<b>2013-17</b>	<b>10</b>	<b>2</b>
<b>New England</b>	<b>2001-05</b>	<b>10</b>	<b>3</b>
Pittsburgh	1974-78	10	3
Pittsburgh	1975-79	10	3
<b>New England</b>	<b>2012-16</b>	<b>9</b>	<b>2</b>
Buffalo	1990-94	9	0
Green Bay	1993-97	9	1
Baltimore	2008-12	9	1

## PATS REACH 50 PLAYOFF GAMES

The Patriots are one of five NFL teams with 50 postseason games. Super Bowl LII was the Patriots 54th postseason game.

### MOST POSTSEASON GAMES PLAYED

<i>Team</i>	<i>Games Played</i>
Dallas.....	61
Pittsburgh.....	61
Green Bay.....	56
<b>New England.....</b>	<b>54</b>
San Francisco.....	50

## PATRIOTS AT HOME IN THE PLAYOFFS

The Patriots are 22-4 (.846) at home in the playoffs in their history. Twenty five of the franchise's 26 home playoff games have taken place since Robert Kraft purchased the team 24 years ago. After Kraft bought the team, the Patriots won 11 consecutive home playoff games before experiencing a home loss.

### PATRIOTS AT HOME IN THE PLAYOFFS (22-4)

<i>Date</i>	<i>Round</i>	<i>Opponent</i>	<i>W/L</i>	<i>Score</i>
01/21/18	AFC Championship	Jacksonville	W	24-20
01/13/18	AFC Divisional	Tennessee	W	35-14
01/22/17	AFC Championship	Pittsburgh	W	36-17
01/14/17	AFC Divisional	Houston	W	34-16
01/16/16	AFC Divisional	Kansas City	W	27-20
01/18/15	AFC Championship	Indianapolis	W	45-7
01/10/15	AFC Divisional	Baltimore	W	35-31
01/11/14	AFC Divisional	Indianapolis	W	43-22
01/20/13	AFC Championship	Baltimore	L	13-28
01/13/13	AFC Divisional	Houston	W	41-28
01/22/12	AFC Championship	Baltimore	W	23-20
01/14/12	AFC Divisional	Denver	W	45-10
01/16/11	AFC Divisional	N.Y. Jets	L	21-28
01/10/10	AFC Wild Card	Baltimore	L	14-33
01/20/08	AFC Championship	San Diego	W	21-12
01/12/08	AFC Divisional	Jacksonville	W	31-20
01/07/07	AFC Wild Card	N.Y. Jets	W	37-16
01/07/06	AFC Wild Card	Jacksonville	W	28-3
01/16/05	AFC Divisional	Indianapolis	W	20-3
01/18/04	AFC Championship	Indianapolis	W	24-14
01/10/04	AFC Divisional	Tennessee	W	17-14
01/19/02	AFC Divisional	Oakland	W	16-13 (OT)
12/28/97	AFC Wild Card	Miami	W	17-3
01/12/97	AFC Championship	Jacksonville	W	20-6
01/05/97	AFC Divisional	Pittsburgh	W	28-3
12/31/78	AFC Divisional	Houston	L	14-31

## HOME DOMINANCE

The Patriots have a 22-4 (.846) all-time record in home playoff games. The Patriots .846 winning percentage at home in the post-season is first among teams with at least 15 home playoff games and their 22 wins are the most. The Patriots are one of four teams with at least 20 wins at home. Pittsburgh has 21 home wins in the postseason, followed by Dallas (20) and San Francisco (20).

### BEST HOME PLAYOFF RECORDS

<i>Team</i>	<i>Record</i>	<i>Win Pct.</i>
<b>New England.....</b>	<b>22-4.....</b>	<b>.846</b>
Oakland.....	19-5.....	.792
Green Bay.....	18-5.....	.783
Denver.....	17-5.....	.773
Washington.....	13-5.....	.722
Dallas.....	20-9.....	.690
San Francisco.....	20-9.....	.690

# PATRIOTS FOOTBALL NETWORK

The Patriots Football Network (PFN) is the full portfolio of media offerings from the five-time Super Bowl Champion New England Patriots. PFN provides Patriots content produced both in-house and with media partners spanning print, television, radio and the Internet.

## PATRIOTS ALL ACCESS

The Emmy Award-winning "Patriots All-Access" airs weekly throughout the season on WBZ-TV Channel 4 in Boston and regional affiliates in Hartford, Providence, Springfield, Burlington, Portland and Bangor. "Patriots All-Access" features exclusive behind-the-scenes access and in-depth weekly features on Patriots players and personnel. Hosted by WBZ's Steve Burton, the show features weekly sit-downs with Bill Belichick including the popular "Belestrator" segment where the coach breaks down upcoming opponents with Scott Zolak.

"Patriots All-Access" airs Fridays from 7-8 p.m. on **WBZ-TV** and Sunday from 9-10 a.m. on **myTV38** in Boston. **Check local listings for airtime.**

## PATRIOTS THIS WEEK

Insider information. Passionate debate. Timely analysis. That's what "Patriots This Week" delivers. The show, hosted by Bob Socci with former Patriots Scott Zolak and Matt Chatham, is a fast-paced, half-hour of football talk. From breaking down the previous contest to game planning the next opponent, there's no better way to get ready for football than "Patriots This Week" — every Saturday night at 10:30 p.m. on NBC Sports Boston.

## PATRIOTS.COM

### NEWS

Patriots.com features daily updates and exclusive content from the writers of Patriots Football Weekly, offering everything from breaking news to player features and the popular "Ask PFW" postings.

### VIDEO

The Patriots offer video ready for any device with a screen. Live video includes every Coach Belichick and Tom Brady press conferences, the Dunkin Donuts pregame and Papa Gino's postgame shows and other events such as special episodes of Patriots All Access and the Patriots Hall of Fame induction ceremony. On demand video ranges from daily news updates, special features, player interviews, game highlights and Patriots Cheerleaders. Video offerings also include exclusive content such as postgame locker room celebrations and "Belichick Breakdowns" where coach gives his unique insight into opponents and plays.

### AUDIO

Live, original radio shows and on demand podcasts produced from the studios at Gillette Stadium are available on Patriots.com, the Patriots app, TuneIn Radio, iTunes and other podcast platforms. The line-up includes "PFW in Progress," the team's flagship show featuring the writers from Patriots Football Weekly, "Patriots Playbook" with John Rooke, The Bob Socci Show, Fantasy Football Champs and the Cover 2 Podcast with Don Banks and Nick Stevens.

Additional audio content includes, every press conference and conference call, player interviews, Training Camp-cast, Patriots Roster Report, Patriots Prospect Reports and special live NFL Draft shows. Wherever there's a speaker, there's Patriots audio, anytime, anywhere. Check Patriots.com for in-season and out-of-season schedules.

### PHOTOS

The Patriots in-house photographers produce the largest selection of Patriots game action and behind-the-scenes photos in the world. Hundreds of player and cheerleader galleries will keep you clicking!

### LIFESTYLE

The action doesn't stop with the final whistle. That's why the Patriots started its Lifestyle section a few years ago. Find out what the players are doing off the field plus features on fans, fashion, food and fun!

## PATRIOTS MONDAY ON WEEI

WEEI Sports Radio broadcasts Patriots Monday each week, offering fans unique insight and analysis from Coach Belichick and Tom Brady in addition to other Patriots players. WEEI will broadcast Patriots Monday live from Gillette Stadium each Monday, kicking off with Mutt & Callahan at 6 a.m.

## PATRIOTS FRIDAY ON WAAF

WAAF broadcasts Patriots Friday each week, offering fans a look ahead at the weekend's game, match ups and rivalries. Various Patriots players will be featured on air. WAAF will broadcast Patriots Fridays each week throughout the season with Greg Hill from the Hill-Man Morning Radio Show.

## 98.5 THE SPORTS HUB PATRIOTS RADIO NETWORK



FLAGSHIP STATION OF THE NEW ENGLAND PATRIOTS

98.5 The Sports Hub is the Patriots' flagship station, broadcasting every Patriots game across its radio network and featuring broadcasting duo Bob Socci and Scott Zolak. Three hours prior to kickoff, during halftime and after the game, Marc Bertrand and Chris Gasper will be serving up all the timely news and notes, while Jim Murray will join Bertrand for the postgame news, including live sound from the postgame press conferences.

### FLAGSHIP STATION

WBZ-FM Boston 98.5 FM

### MASSACHUSETTS

WBZ-FM Boston 98.5 FM

WAQY Springfield 102.1 FM

WBEC Pittsfield 1420 AM

WPKZ Fitchburg 1280 AM

WNAW North Adams 1230 AM

WBSM New Bedford 1420 AM

WPVQ Greenfield 95.3 FM

WSAR Fall River 1480 AM

WWFX Worcester 100.1 FM

WXTK Hyannis 95.1 FM

WMRC Milford 1490 AM

WBOQ Gloucester 104.9 FM

### MAINE

WBLM Portland 102.9 FM

WEBB Augusta 98.5 FM

WEZQ Bangor 92.9 FM

WOZI Presque Isle 1390 AM

### CONNECTICUT

WTIC Hartford 1080 AM

WINY Putnam 1350 AM

WMOS New London 102.3 FM

WGCH Greenwich 1490 AM

WINE Brookfield 940 AM

### NEW HAMPSHIRE

WFNQ Nashua 106.3 FM

WPKQ North Conway 103.7 FM

WSAK Hampton 102.1 FM

WSHK Portsmouth/Dover 105.3 FM

WNNH Concord 99.1 FM

WLNH Laconia 98.3 FM

WEMJ Laconia 1490 AM

WINQ Keene 98.7 FM

WXXK Lebanon 100.5 FM

### VERMONT

WCPV Burlington 101.3 FM

WDVT Rutland 94.5 FM

WIKI Newport 1490 AM

WKVT Brattleboro 92.7 FM

WRFK Barre/Montpelier 107.1 FM

WSTJ St. Johnsbury 1340 AM

### RHODE ISLAND

WPRO Providence 630 AM

WEAN Providence 99.7 FM

### NEW YORK

WINU Albany 104.9 FM

WHTK Rochester 1280 AM

### FLORIDA

WMEN W. Palm Beach 640 AM



# WINNINGEST PRO SPORTS TEAMS SINCE 1994

## PATRIOTS ARE WINNINGEST PRO SPORTS FRANCHISE SINCE 1994

Since the 1994 season, the Patriots have won 69.6 percent of their regular season games (277-121), which is the highest winning percentage in major American professional sports over that period. Since 1994, there have been 145 franchises that have fielded teams in the five major American sports leagues (NFL, MLB, NBA, NHL and MLS) and completed more than two full seasons of competition.

## HIGHEST WINNING PERCENTAGE IN MAJOR AMERICAN PROFESSIONAL SPORTS, 1994-PRESENT

(Regular Season – Includes National Football League, Major League Baseball, National Basketball Association, National Hockey League and Major League Soccer)

Records updated through games of December 17, 2018

Rk.	Records since 1994	Lg.	W	L	T/OTL	PCT.
1	<b>New England Patriots</b>	<b>NFL</b>	<b>277</b>	<b>121</b>	<b>0</b>	<b>0.696</b>
2	San Antonio Spurs	NBA	1338	614	0	0.685
3	Pittsburgh Steelers	NFL	253	143	2	0.638
4	Detroit Red Wings	NHL	1040	548	264	0.633
5	Green Bay Packers	NFL	248	148	2	0.626
6	Denver Broncos	NFL	235	163	0	0.590
7	New York Yankees	MLB	2332	1647	0	0.586
8	Indianapolis Colts	NFL	233	165	0	0.585
9	New Jersey Devils	NHL	955	640	254	0.585
10	Dallas Stars	NHL	955	648	248	0.583
11	Seattle Sounders FC	MLS	155	101	76	0.581
12	Philadelphia Flyers	NHL	921	632	283	0.579
13	Utah Jazz	NBA	1126	825	0	0.577
14	Los Angeles Lakers	NBA	1123	827	0	0.576
15	Oklahoma City/Seattle Thunder	NBA	1121	828	0	0.575
16	St. Louis Blues	NHL	934	665	251	0.573
17	Pittsburgh Penguins	NHL	948	680	222	0.572
18	Houston Rockets	NBA	1114	835	0	0.572
19	Boston Bruins	NHL	920	657	275	0.571
20	Washington Capitals	NHL	932	675	238	0.570
21	San Jose Sharks	NHL	931	676	249	0.569
22	Colorado Avalanche/Quebec Nordiques	NHL	936	688	228	0.567
23	Miami Heat	NBA	1095	844	0	0.565
24	Nashville Predators	NHL	761	578	209	0.559
25	Los Angeles Galaxy	MLS	328	246	156	0.556
26	Indiana Pacers	NBA	1083	866	0	0.556
27	Philadelphia Eagles	NFL	220	176	1	0.555
28	Atlanta Braves	MLB	2202	1779	0	0.553
29	Anaheim Ducks	NHL	895	699	259	0.553
30	Dallas Mavericks	NBA	1077	871	0	0.553
31	Boston Red Sox	MLB	2197	1787	0	0.551
32	Minnesota Wild	NHL	669	533	190	0.549
33	Ottawa Senators	NHL	885	716	252	0.546
34	Dallas Cowboys	NFL	216	182	0	0.543
35	Baltimore Ravens	NFL	198	167	1	0.542
36	Vancouver Canucks	NHL	876	720	251	0.542
37	Portland Trail Blazers	NBA	1057	893	0	0.542
38	Minnesota Vikings	NFL	215	181	14	0.541
39	Seattle Seahawks	NFL	215	182	1	0.541
40	St. Louis Cardinals	MLB	2155	1826	0	0.541
41	New York City FC	MLS	57	46	33	0.540
42	New York Rangers	NHL	886	737	225	0.540
43	Chicago Blackhawks	NHL	864	716	259	0.540
44	Los Angeles Dodgers	MLB	2149	1835	0	0.539
45	Montreal Canadiens	NHL	870	730	252	0.538
46	Kansas City Chiefs	NFL	213	185	0	0.535
47	Cleveland Indians	MLB	2115	1864	0	0.532
48	Toronto Maple Leafs	NHL	860	750	241	0.530
49	Phoenix Suns	NBA	1028	923	0	0.527
50	Los Angeles/Anaheim/CA Angels	MLB	2084	1901	0	0.523

**NOTES:** This analysis uses NFL rules when calculating winning percentage, counting ties as a half-win and a half-loss. For NHL teams, overtime losses (OTL) and ties from 2001-2004 (the NHL abolished ties in 2005-2006 and instituted a shootout system) are counted as ties when calculating winning percentage.

*\*The Miami Fusion were contracted following the 2001 MLS season.*

## HIGHEST WINNING PERCENTAGE AMONG BOSTON-AREA MAJOR PROFESSIONAL SPORTS TEAMS, 1994-PRESENT

(Rankings listed below are each team's overall ranking among the 145 major American pro sports teams)

Records updated through games of December 17, 2018

Rank	Team	Lg.	W	L	T/OTL	Pct.
1	<b>New England Patriots</b>	<b>NFL</b>	<b>277</b>	<b>121</b>	<b>0</b>	<b>0.696</b>
19	Boston Bruins	NHL	920	657	275	0.571
31	Boston Red Sox	MLB	2197	1787	0	0.551
64	Boston Celtics	NBA	993	955	0	0.510
105	New England Revolution	MLS	273	309	149	0.475