



AT
XXXXXX



10.25.20 × 1:25 PM PT



SAN FRANCISCO 49ERS —

SAN FRANCISCO 49ERS

AT
XXXXXX

NEW ENGLAND PATRIOTS

(3-3)

(2-3)

SUNDAY, OCTOBER 25, 2020 × 1:25 PM PT × GILLETTE STADIUM × FOXBOROUGH, MA × CBS

49ERS AT PATRIOTS

The San Francisco 49ers hit the road this week as they travel to Gillette Stadium to take on the New England Patriots. The 49ers are 8-5 against the Patriots, including a 4-3 road record against New England. The Niners won their previous matchup at New England, a 41-34 victory in 2012.

San Francisco looks for back-to-back wins as the 49ers defeated the Los Angeles Rams at Levi's Stadium, 24-16, on *Sunday Night Football*. QB Jimmy Garoppolo completed 23 of 33 passing attempts for 268 yards, three touchdowns and a passer rating of 124.3. TE George Kittle hauled in seven receptions for 109 yards and one touchdown, marking his second 100-yard receiving game of the season and 10th of his career. WR Deebo Samuel finished the game with six receptions for 66 yards and one touchdown, while WR Brandon Aiyuk added two receptions for 12 yards and his first career touchdown reception. The 49ers offensive line helped the team rush for 122 yards on 37 carries and did not allow a sack on 33 passing attempts by Garoppolo.

On defense, CB Jason Verrett intercepted Los Angeles Rams QB Jared Goff, marking his first interception of the season, fifth of his career and his first since 9/11/16 as a member of the San Diego Chargers. The 49ers special teams units saw K Robbie Gould connect on a 49-yard field goal and each of his three extra point attempts. DL Dion Jordan blocked a Los Angeles Rams K Samuel Sloman point after try, marking his first career blocked kick. The blocked PAT was the first by the 49ers since DL Chris Jones blocked a Seahawks K Steven Hauschka PAT versus Seattle (1/1/17).

BY THE NUMBERS

95.0 TE **George Kittle** is averaging 95.0 rec. yds. per game this season, the most in the NFL among TEs and the 4th-most among all players (DeAndre Hopkins, Arz. - 100.2; DK Metcalf, Sea. - 99.2; Jamison Crowder, NYJ - 95.8).

46.7 **San Francisco's defense** has held opponents to a red zone touchdown percentage of 46.7% this season, ranking t-3rd in the NFL (Chi. - 36.4%; Arz. - 41.7%; Den. - 46.7%).

32:01 The Niners have an average time of possession of 32:01 this season, ranking 5th in the NFL (GB - 33:47; Pit. - 33:23; Car. - 32:15; Cin. - 32:07).

49ERS ON THE AIR

TELEVISION: CBS

Play-By-Play: Jim Nantz

Color Analyst: Tony Romo

Sideline Reporter: Tracy Wolfson

COMPASS MEDIA NETWORKS

Play-By-Play: Chris Carrino

Color Analyst: Brian Baldinger

U.S. BANK 49ERS RADIO NETWORK

KNBR 680 AM/104.5 FM

& The Bone 107.7 FM

Play-By-Play: Greg Papa

Color Analyst: Tim Ryan

SPANISH BROADCAST

www.49ers.com/news/Espanol

Play-By-Play: Jesús Zárate

Color Analyst: Carlos Ramirez

2020 SEASON SCHEDULE

DATE	OPPONENT	TIME (PT)
REGULAR SEASON (3-3)		
SEPT. 13	ARIZONA	L, 20-24
SEPT. 20	@ NY JETS	W, 31-13
SEPT. 27	@ NY GIANTS	W, 36-9
OCT. 4	PHILADELPHIA	L, 20-25
OCT. 11	MIAMI	L, 17-43
OCT. 18	LA RAMS	W, 24-16
OCT. 25	@ NEW ENGLAND	1:25 PM
NOV. 1	@ SEATTLE	1:25 PM
NOV. 5	GREEN BAY	5:20 PM
NOV. 15	@ NEW ORLEANS	1:25 PM
NOV. 29	@ LA RAMS	1:05 PM
DEC. 7	BUFFALO	5:15 PM
DEC. 13	WASHINGTON	1:25 PM
DEC. 20	@ DALLAS	5:20 PM
DEC. 26 OR 27	@ ARIZONA	TBD
JAN. 3	SEATTLE	1:25 PM

MEDIA CENTER

The San Francisco 49ers Communications Department has updated the media website to a new and easier to use platform to continue to assist the media in its coverage of the franchise.

The 49ers media center is updated daily and contains all of the necessary information to cover the team. On the site, you will find a compilation of media schedules, 49ers game releases, rosters, updated player bios, gamebooks, transcripts, statistics, audio files and much more.

To access the site, please visit: <https://49ers.1rmg.com/>

MEDIA GUIDE

The 49ers 2020 media guide is available online at <https://49ers.1rmg.com/season/2020/media-guide/> and will be updated weekly throughout the season.

WEEKLY RELEASE

The electronic version of the 49ers weekly release is available online. To access the book, please visit:

<https://49ers.1rmg.com/weekly-releases/>

THE HEAD COACHES



Kyle Shanahan was named the 20th head coach of the San Francisco 49ers on February 6, 2017. He is in his fourth season with the 49ers after spending the previous two seasons as the offensive coordinator of the Atlanta Falcons. Shanahan has 16 seasons of coaching experience at the NFL level, including seasons as an offensive coordinator for the Atlanta Falcons (2015-16), Cleveland Browns (2014), Washington Redskins (2010-13) and Houston Texans (2008-09). In six of his nine seasons as an offensive coordinator (2008-09, 2012-13 and 2015-16), and one as head coach of the 49ers (2019), Shanahan has directed an offense that ranked in the top 10 in the NFL in yards gained. In 2019, Shanahan led the 49ers to Super Bowl LIV in his third season with the team, winning Coach of the Year honors by *Sporting News* and NFC Coach of the Year by the Committee of 101. Following the 2016 season, Shanahan was named Associated Press Assistant Coach of the Year, Coordinator of the Year by *Sporting News* and Assistant Coach of the Year by the Pro Football Writers of America after a record-setting performance by the Falcons offense en route to capturing the NFC South division title and an appearance in Super Bowl LI.

COACHES COMPARISON

<u>Kyle Shanahan</u>		<u>Bill Belichick</u>
26-28 (.481)	Record as Head Coach	275-130 (.679)
26-28 (.481)	Record with Current Team	239-86 (.735)
28-29 (.491)	Overall Record (Regular/Postseason)	306-142 (.683)
4th	Years as Head Coach with Team	21st
4th	Years as Head Coach in NFL	26th
17th	Years as an NFL Coach	46th



Bill Belichick is in his 21st season as head coach of the New England Patriots. Through 20 seasons as the head coach of the Patriots, Belichick has delivered six Super Bowl championships, 17 division titles and 30 playoff wins. Belichick has directed the Patriots to victories in Super Bowls XXXVI, XXXVIII, XXXIX, XLIX, LI and LIII and became the only NFL head coach to guide his team to a 16-0 regular season in 2007. In 2019, the Patriots finished the season with a 12-4 record, best in the AFC East. Under Belichick, the Patriots defense finished first in the NFL in total yards allowed per game (275.9 ypg). The 2018 Patriots finished with a 13-3 record and defeated the Los Angeles Rams to capture Super Bowl LIII, Belichick's sixth Super Bowl victory as a head coach. Belichick led the 2017 Patriots to a 13-3 record and an appearance in Super Bowl LII. Under Belichick, New England captured Super Bowl LI and won his fifth championship, surpassing Chuck Noll for most Super Bowl victories by a head coach. In 2015, Belichick guided the Patriots to their fourth consecutive 12-4 season and seventh straight AFC East title. From 2000-15, the Patriots won 73.5 percent of their regular-season games (189- 69), recording the highest winning percentage of any major American professional sports team over that span. Belichick began his coaching career after graduating from Wesleyan University and accepting a staff assistant position with the Baltimore Colts in 1975. At the age of 23, he was named special assistant to Head Coach Ted Marchibroda. In 1979, Belichick joined Ray Perkins' staff with the New York Giants as a defensive assistant and special teams coach, launching a 12-year tenure with the Giants. After his time with the Giants, Belichick was named head coach of the Cleveland Browns, his first NFL head coaching position.

49ERS RECORD WHEN

TEAM	2020 Reg. Season	Shanahan Reg. Season
Overall	3-3	26-28
At Home	1-3	14-14
On the Road	2-0	12-14
Neutral Site	0-0	0-0
In Primetime	1-1	7-5
In Dome	0-0	2-3
In September	2-1	6-7
In October	1-2	6-11
In November	0-0	4-5
In December	0-0	10-5
In January	0-0	0-0
Vs. NFC	2-2	19-23
Vs. NFC West	1-1	8-12
Vs. NFC East	1-1	3-5
Vs. NFC North	0-0	3-3
Vs. NFC South	0-0	3-3
Vs. AFC	1-1	9-5
Vs. AFC West	0-0	2-2
Vs. AFC East	1-1	1-1
Vs. AFC North	0-0	3-1
Vs. AFC South	0-0	3-1
Scoring on opening drive	3-1	19-7
Scoring first	3-1	17-11
Leading at half	3-1	19-5
Leading after three quarters	3-2	23-6
Winning time of possession	3-1	15-8
Out-rushing opponent	3-2	18-11
Out-passing opponent	3-2	21-13
Out-gaining opponent	3-1	21-9
OFFENSE		
40% + 3rd down conversions	2-1	18-9
50% + 3rd down conversions	2-0	15-4
Not throwing an INT	2-1	10-7
Passing for 300+ yards	1-1	8-5
Having a 100+ yard rusher	0-0	4-5
Having a 100+ yard receiver	1-1	12-9
Scoring 20+ points	3-2	24-12
Scoring 30+ points	2-0	15-3
Rushing for 150+ yards	1-0	9-4
Having 20+ first downs	2-1	19-16
Not allowing a sack	1-0	5-1
Allowing two or fewer sacks	2-0	17-8
DEFENSE		
Opp. less than 40% on 3rd down	2-2	17-9
Opp. less than 30% on 3rd down	0-0	9-3
Scoring a defensive TD	0-0	4-2
Returning an INT for a TD	0-0	3-1
Returning a fumble for a TD	0-0	1-1
Recording 3+ sacks	0-1	14-11
Recording 5+ sacks	0-0	3-2
Winning the turnover battle	2-1	9-6
Allowing 17 or fewer points	3-0	15-2
Allowing a 100-yard rusher	0-0	3-6
Allowing a 100-yard receiver	0-2	7-12
Not allowing a rushing TD	3-0	15-8
Not allowing a passing TD	1-0	7-1

SERIES HISTORY VS. NEW ENGLAND



NEW ENGLAND PATRIOTS

Overall: 8-5

Home: 4-2

Away: 4-3

Date	Win	Score	Location	Date	Win	Score	Location	Date	Win	Score	Location
10/31/71	49ers	27-10	SF	10/22/89	49ers	37-20	S	10/5/08	Patriots	30-21	SF
10/26/75	Patriots	24-16	NE	10/11/92	49ers	24-12	NE	12/16/12	49ers	41-34	NE
11/30/80	49ers	21-17	SF	9/17/95	49ers	28-3	SF	11/20/16	Patriots	30-17	SF
10/2/83	49ers	33-13	NE	12/20/98	Patriots	24-21	NE				
12/14/86	49ers	29-24	NE	1/2/05	Patriots	21-7	NE				

(S) - Stanford, CA

Record: At Levi's Stadium: (0-1)

Gillette Stadium: (1-1)

Points: At Levi's Stadium: (17-30)

Gillette Stadium: (48-55)

SERIES HIGHLIGHTS

Matchups: 13

Series Record: 49ers lead series 8-5

49ers Home Record vs. Patriots: 49ers lead series 4-2

49ers Away Record vs. Patriots: 49ers lead series 4-3

First Meeting: 10/31/71, 49ers win 27-10, at SF

Last Meeting: 11/20/16, Patriots win 30-17, at SF

Current Streak: Lost 1

Longest 49ers Win Streak: 6 (11/30/80 - 9/17/95)

Longest Patriots Win Streak: 3 (12/20/98 - 10/5/08)

Most 49ers Points: 41 (12/16/12): 49ers win 41-34, at NE

Most Patriots Points: 34 (12/16/12): 49ers win 41-34, at NE

49ers Shutouts: None

Patriots Shutouts: None



2020 NFC WEST STANDINGS

Team	W	L	PF	PA	Home	Road	AFC	NFC	DIV	Streak
Seattle	5	0	169	135	3-0	2-0	2-0	3-0	0-0	W5
Arizona	4	2	166	112	1-1	3-1	1-0	3-2	1-0	W2
L.A. Rams	4	2	152	114	2-0	2-2	0-1	4-1	0-1	L1
San Francisco	3	3	148	130	1-3	2-0	1-1	2-2	1-1	W1

2020 COMPARISON

49ERS (rank)	REGULAR SEASON	PATRIOTS (rank)
3-3 (4th NFCW)	Record	2-3 (3rd AFCE)
24.7 (20th)	Points Per Game	21.8 (25th)
368.5 (16th)	Total Offense	374.4 (13th)
127.8 (11th)	Rushing Offense	167.2 (2nd)
240.7 (20th)	Passing Offense	207.2 (25th)
32:01 (5th)	Possession Average	31:27 (8th)
21.7 (10th)	Points Allowed Per Game	22.0 (t-11th)
321.0 (5th)	Total Defense	339.0 (9th)
108.3 (10th)	Rushing Defense	119.2 (16th)
212.7 (5th)	Passing Defense	219.8 (9th)
10 (t-21st)	Sacks	8 (t-25th)
4 (t-17th)	Interceptions	6 (t-8th)
46.1 (15th)	Punting Avg. (Gross)	48.4 (8th)
-1 (t-19th)	Turnover Differential	0 (t-17th)

49ERS

PATRIOTS

PASSING YARDS

Jimmy Garoppolo.....	735	Cam Newton.....	871
Nick Mullens.....	614	Brian Hoyer.....	130
C.J. Beathard.....	232		

RUSHING YARDS

Raheem Mostert.....	303	Cam Newton.....	225
Jerick McKinnon.....	211	Sony Michel.....	173

RECEPTIONS

George Kittle.....	30	Julian Edelman.....	20
Two Players.....	17	Two Players.....	18

RECEIVING YARDS

George Kittle.....	380	Julian Edelman.....	302
Kendrick Bourne.....	271	Damiere Byrd.....	217

INTERCEPTIONS

Four Players.....	1	J.C. Jackson.....	2
-------------------	---	-------------------	---

SACKS

Kerry Hyder Jr.....	3.5	Chase Winovich.....	2.5
D.J. Jones.....	2.0	Shilique Calhoun.....	2.0

GET OUT IN FRONT

- San Francisco's 454 rushing yds. in the 1st half in 2020 are the 2nd-most in the NFL this season (KC - 470).
- The team's 5.16 rushing avg. in the 1st half this season ranks t-5th in the NFL (KC - 6.10; Phi. - 5.45; Bal. - 5.44; Sea. - 5.44; NO - 5.16).
- The 49ers have outscored their opponents 627-440 since 2019. The team's +187 point differential ranks 1st in the NFC and 4th in the NFL (Bal. - +324; NE - +194; KC - +191) over that span.

MOST RUSHING YDS. IN THE 1ST HALF IN THE NFL, 2020

Team	Yds.
1. Kansas City Chiefs	470
2. San Francisco 49ers	454
3. Cleveland Browns	450
4. Baltimore Ravens	435
5. Philadelphia Eagles	409

HIGHEST PT. DIFFERENTIAL IN THE NFL, 2019-20

Team	Diff.
1. Baltimore Ravens	+324
2. New England Patriots	+194
3. Kansas City Chiefs	+191
4. San Francisco 49ers	+187
5. New Orleans Saints	+120

IN THE RED

- The 49ers offense has seen 83 drives reach the red zone over the past two seasons (2019-20), which are tied for the most in the NFL (Bal. - 83).
- San Francisco has scored 47 TDs on their 83 drives that reached the red zone since 2019.

MOST DRIVES TO REACH THE RED ZONE IN THE NFL, 2019-20

Team	RZ Drives
1t. San Francisco 49ers	83
Baltimore Ravens	83
3. Los Angeles Rams	82
4t. Atlanta Falcons	80
New England Patriots	80

STRETCH THE FIELD

- San Francisco has registered 157 big plays since 2019 (rushes of 10-or-more yds. and receptions of 20-or-more yds.), tied for the 4th-most in the NFL over that span. Of those 157 big plays, 81 have been rushing while 76 have been receiving.

MOST BIG PLAYS (RUSHES OF 10+ YDS. & PASSES OF 20+ YDS.) IN THE NFL, 2019-20

Team	Big Plays
1. Baltimore Ravens	187
2. Dallas Cowboys	172
3. Los Angeles Rams	160
4t. San Francisco 49ers	157
Minnesota Vikings	157
Tennessee Titans	157

MOVE THE CHAINS

- San Francisco's offense has converted 44.1% of their 3rd down atts. over the last two seasons (2019-20), ranking 7th in the NFL and 3rd in the NFC (Dal. - 47.0%; Phi. - 45.4%).

HIGHEST 3RD DOWN % IN THE NFC, 2019-20

Team	3rd %
1. Dallas Cowboys	46.6
2. Philadelphia Eagles	45.4
3. San Francisco 49ers	44.1
4. New Orleans Saints	43.8
5. Atlanta Falcons	42.3

HIGHEST 3RD DOWN % IN THE NFL WHEN PASSING, 2019-20

Team	3rd %
1. Kansas City Chiefs	45.1
2. Las Vegas Raiders	43.8
3. San Francisco 49ers	43.7
4. Los Angeles Chargers	41.9
5. Dallas Cowboys	41.7

- The 49ers have converted 43.7% of their 3rd down atts. when passing over the last two seasons (2019-20), the 3rd-highest rate in the NFL over that span (KC - 45.1; LV - 43.8).

YARDS ON YARDS

- The 49ers have averaged 377.6 yds. per game since 2019, ranking 8th in the NFL over that span.
- San Francisco has accumulated 8,308 total net yds. of offense and allowed 6,435 total net yds. on defense the last two seasons (2019-20). The team's +1,873 total net yds. differential ranks 2nd in the NFL since 2019.

HIGHEST YDS. PER GAME AVG. IN THE NFL, 2019-20

Team	Yds./Gm.
1. Dallas Cowboys	440.4
2. Baltimore Ravens	389.7
3. Kansas City Chiefs	389.5
4. Tampa Bay Buccaneers	387.0
5. Atlanta Falcons	386.1
6. Seattle Seahawks	379.5
7. Los Angeles Rams	378.5
8. San Francisco 49ers	377.6

HIGHEST TOTAL NET YARDAGE DIFFERENTIAL IN THE NFL, 2019-20

Team	Total Yds.	Def. Total Yds.	Diff.
1. Dallas Cowboys	9,688	7,692	+1,996
2. San Francisco 49ers	8,308	6,435	+1,873
3. Baltimore Ravens	8,574	6,484	+1,726
4. New England Patriots	7,536	6,109	+1,427
5. Tampa Bay Buccaneers	8,515	7,195	+1,320

AHEAD OF THE STICKS

The 49ers offense has been extremely successful on 1st down in 2020. The team has used multiple ways to jump on defenses early in possessions.

- The 49ers are averaging 12.6 yds. per recept. on 1st down in 2020, ranking t-6th in the NFL (Hou. - 13.9; Buf. - 13.9; Det. - 13.3; Min. - 13.3; Bal. - 12.7; Atl. - 12.6).
- The Niners have registered 7 TDs on 1st down in 2020, ranking t-9th in the NFL (Min. - 13; Arz. - 10; Cle. - 10; NE - 9; Bal. - 8; Pit. - 8; Sea. - 8; TB - 8; Buf. - 7).

HIGHEST AVG. YDS. PER RECEPT. IN THE NFL ON 1ST DOWN, 2020

Team	Avg.
1. Houston Texans	13.9
2. Arizona Cardinals	13.4
3t. Detroit Lions	13.3
Minnesota Vikings	13.3
5. Buffalo Bills	13.1
6. Baltimore Ravens	12.7
7t. San Francisco 49ers	12.6
Atlanta Falcons	12.6

ELITE ON FIRST

- Since the beginning of 2017, the Niners have racked up 9,993 total yds. of offense on 1,583 plays on 1st down.
- The team's 6.31 average yds. gained on 1st down is the 2nd-highest in the NFL over that span (NO - 6.45).

HIGHEST AVG. YDS. GAINED ON 1ST DOWN IN THE NFL, 2017-20

Team	Avg.
1. New Orleans Saints	6.45
2. San Francisco 49ers	6.31
3. Kansas City Chiefs	6.27
4. Atlanta Falcons	6.17
5. Los Angeles Rams	5.98

GET TO 30

- The San Francisco 49ers have scored 30-or-more points in 2 of the team's 6 games in 2020.
- Since 2019, San Francisco's 10 games scoring 30-or-more points are tied for the 4th-most over that span (NO - 15; Bal. - 12; Dal. - 12; KC - 10; TB - 10; Ten. - 10).

MOST GAMES SCORING 30-OR-MORE POINTS IN THE NFL, 2019-20

Team	Games
1. New Orleans Saints	15
2t. Baltimore Ravens	12
Dallas Cowboys	12
4t. San Francisco 49ers	10
Kansas City Chiefs	10
Tampa Bay Buccaneers	10
Tennessee Titans	10

WHAT'S THE RUSH?

- The Niners have registered 8 rushing TDs this season, ranking t-3rd in the NFL (Arz. - 11; Dal. - 9; LAR - 9; Cle. - 8; Min. - 8; NE - 8; NO - 8).
- San Francisco is averaging 127.7 rushing yds. per game in 2020, ranking 11th in the NFL (Cle. - 169.5; NE - 167.2; Bal. - 164.3; Arz. - 161.0; Ten. - 157.8; KC - 140.3; GB - 139.4; Min. - 139.2; Pit. - 136.8; LAR - 135.2).

MOST RUSHING TDS IN THE NFL, 2020

Team	TDs
1. Arizona Cardinals	11
2t. Dallas Cowboys	9
Los Angeles Rams	9
4t. San Francisco 49ers	8
Cleveland Browns	8
Minnesota Vikings	8
New England Patriots	8
New Orleans Saints	8

SHARE THE WEALTH

- In WR Brandon Aiyuk (2 rushing & 1 rec.), TE George Kittle (2 rec.), RB Jerick McKinnon (2 rushing & 1 rec.), RB Raheem Mostert (1 rushing & 1 rec.), TE Jordan Reed (2 rec.) and RB Jeff Wilson Jr. (1 rushing & 1 rec.), the 49ers are 1 of 6 teams in the NFL to have 6 players with 2-or-more TDs in 2020 (Arz.; Buf.; Dal.; LAR; Mia.).
- Between Mostert (303 rushing yds.) & McKinnon (211 rushing yds.), the Niners are 1 of 8 teams in the NFL to have 2-or-more players with 200-or-more rushing yds. in 2020 (Arz.; Bal.; Cle.; LAC; LAR; Min.; NO).

REFUELED JET

- Among qualifying rushers, RB Jerick McKinnon's 5.15 rushing avg. ranks 8th in the NFL among all players in 2020.

HIGHEST RUSHING AVG. AMONG QUALIFYING PLAYERS IN THE NFL, 2020

Player	Avg.
1. Kyler Murray, Arz.	7.25
2. Lamar Jackson, Bal.	6.92
3. Miles Sanders, Phi.	6.11
4. Raheem Mostert, SF	5.94
5. Nick Chubb, Cle.	5.88
6. Dalvin Cook, Min.	5.32
7. Aaron Jones, GB	5.19
8. Jerick McKinnon, SF	5.15

- McKinnon registered at least 1 TD in each of San Francisco's first 4 games of the season [1 rec. TD vs. Arz. (9/13/20), 1 rushing TD at NYJ (9/20/20), 1 rushing TD at NYG (9/20/20) & 1 rushing TD vs. Phi. (10/4/20)]. He became the first member of the 49ers since WR Jerry Rice in 1991 to score at least 1 TD in each of the team's first 4 games of a season.
- McKinnon found the end zone in 4-consecutive games for the first time in his career.

AIYUK CAN DO IT

- WR Brandon Aiyuk registered 2 receipts. for 18 yds. vs. Phi. (10/4/20) and saw his only rush of the game go for a 38-yd. TD, marking the 2nd TD of his career
- With 1 rushing TD the week prior at NYG (9/27/20), Aiyuk became the 1st 49ers WR to record a rushing TD in back-to-back games since WR Deebo Samuel in 2019 [1 vs. LAR (12/21/19) & 1 at Sea. (12/29/19)]. Aiyuk joined WR Tyreek Hill (Weeks 15-16, 2016) & Samuel as the only WRs with rush TDs in consecutive games in the last 5 seasons.
- Aiyuk's 38-yd. TD run was the longest by a 49ers WR since WR Terrell Owens in 2002 [38-yd. TD run vs. Was. (9/22/02)].
- Aiyuk registered his first career rec. TD on a 2-yd. TD recept. vs. LAR (10/18/20).



NOTHIN' BUT A JIMMY G THANG

JIMMY GQ

Garoppolo has quickly climbed the 49ers record books since joining the team in 2017. Among San Francisco QBs with 500 passing atts., he ranks 1st in completion percentage (67.1%) and 2nd in passer rating (99.4), behind QB Steve Young (101.4).

ILLUSTRIOUS COMPANY

In San Francisco's 2019 Week 11 game vs. Arz. (11/17/19), Garoppolo completed 34 of 45 atts. (75.6 pct.) for a career-high 424 yds., a career-high tying 4 TDs and a QB rating of 115.4.

Garoppolo joined Hall of Fame QBs Joe Montana and Steve Young as the only QBs in franchise history to throw for over 400 yds. and 4 TDs in a game.

49ERS QBs WITH AT LEAST 400 PASSING YDS. & 4 TDs IN A GAME, FRANCHISE HISTORY

Player	Opp.	Date	Atts.	Comps.	Yds.	TDs	Rtg.
Jimmy Garoppolo	vs. Arz.	11/17/19	45	34	424	4	115.4
Steve Young	at LAR	11/28/93	32	26	462	4	145.3
Joe Montana	at Atl.	10/14/90	49	32	476	6	119.6
Joe Montana	at Phi.	9/24/89	34	25	428	5	142.8
Joe Montana	at Atl.	10/6/85	57	37	429	5	116.8

QUICK HITS

- His career .767 winning percentage (23-7) as a starter is the 4th-highest (Lamar Jackson - .857; Patrick Mahomes - .778; Tom Brady - .772) among active QBs (min. 10 starts).
- Garoppolo is 1 of 6 QBs in the Super Bowl era to win at least 20 of his first 25 career starts.
- Garoppolo's 3 games in 2019 with 300-or-more passing yds. and 4-or-more TD passes (Week 9 at Arz., Week 11 vs. Arz. & Week 14 at NO) were the most by a 49ers QB in a single season since QB Steve Young in 1993 (3 games).
- In his first-career start with the 49ers at Chi. (12/3/17), Garoppolo completed 26 of 37 atts. for 293 yds. According to the Elias Sports Bureau, his 293 passing yds. set the franchise record for most passing yds. by a player in his first start with the team.
- Garoppolo completed 23 of 33 atts. for 268 yds., 3 TDs and a passer rating of 124.3 vs. LAR (10/18/20). He threw 3 TD passes in the first half, marking the 3rd time he has done so in his career and the first time since 2019 [3 at Arz. (10/31/19)].

MOST QB WINS THROUGH 25 CAREER STARTS, SUPER BOWL ERA

Player	Wins
1. Ben Roethlisberger	22
2. Dan Marino	21
3t. Jimmy Garoppolo	20
Pat Haden	20
Roger Staubach	20
Kurt Warner	20

JIMMY GAROPPOLO

WHAT'S MY LINE?

Garoppolo has completed 63 of 99 passing atts. (63.6%) for 735 yds. and 7 TDs with a passer rating of 101.2 in 2020.

JIMMY CLIMBS THE RANKS



JIMMY GAROPPOLO

WHEN IT MATTERS

- Garoppolo generated 4 game-winning drives in the 4th Qtr. or OT in 2019, which according to ESPN Stats & Info, were the 3rd-most in the NFL on the season (Josh Allen, Buf. - 5; Russell Wilson, Sea. - 5).

GAROPPOLO'S GAME-WINNING DRIVES IN 2019

Date	Opp.	Final Score	Time Remaining	
			When Drive Started	At Final Score
12/21/19	vs. LAR	34-31	2:30	0:00
12/8/19	at NO	48-46	0:53	0:00
11/17/19	vs. Arz.	36-26	2:12	0:31
9/22/19	vs. Pit.	24-20	5:29	1:15

IT DIDN'T TAKE LONG

- In just 29 games played with the 49ers (28 starts), Garoppolo has completed 565 of 842 passing atts. for 6,991 yds. and 46 TDs. His 6,991 passing yds. are the 9th-most in franchise history.

MOST PASSING YDS. BY A QB, FRANCHISE HISTORY

	Player	Games	Atts.	Comps.	Yds.	TDs
1.	Joe Montana	167	4,600	2,929	35,124	244
2.	John Brodie	201	4,491	2,469	31,548	214
3.	Steve Young	150	3,648	2,400	29,907	221
4.	Jeff Garcia	74	2,360	1,449	16,408	113
5.	Y.A. Tittle	112	2,194	1,226	16,016	108
6.	Alex Smith	80	2,177	1,290	14,280	81
7.	Colin Kaepernick	69	1,692	1,011	12,271	72
8.	Steve DeBerg	39	1,201	670	7,220	37
9.	Jimmy Garoppolo	29	842	565	6,991	46
10.	Steve Spurrier	92	840	441	5,250	33

- Garoppolo's 2019 season saw him complete 329 of 476 passes for 3,978 yds. and 27 TDs. His 3,978 passing yds. were the 4th-most in a single season in franchise history.

MOST PASSING YDS. IN A SINGLE SEASON, FRANCHISE HISTORY

	Player	Season	Atts.	Comps.	Yds.	TDs
1.	Jeff Garcia	2000	561	355	4,278	31
2.	Steve Young	1998	517	322	4,170	36
3.	Steve Young	1993	462	314	4,023	29
4.	Jimmy Garoppolo	2019	476	329	3,978	27
5.	Steve Young	1994	461	324	3,969	35

THE PEOPLE'S TIGHT END



GEORGE KITTLE

MR. 3,000

In his 47th career game vs. Phi. (10/4/20), Kittle reached 3,000 career rec. yds., which is tied for the 3rd-fewest games by a TE to reach 3,000-or-more career rec. yds. in NFL history.

FEWEST GAMES TO 3,000 REC. YDS. BY A TE, NFL HISTORY

	<u>Player</u>	<u>Gms.</u>
1t.	Mike Ditka	45
	Kellen Winslow Sr.	45
3t.	George Kittle	47
	Rob Gronkowski	47
5.	Jimmy Graham	49

WELCOME BACK GEORGE

Making his return from injury Week 4 vs. Phi. (10/4/20), TE George Kittle finished the night with 15 receipts. for 183 yds. and 1 TD. He became the first TE in NFL history to register 15-or-more receipts. and 175-or-more yds. in a single game. His 15 receipts. set the franchise record for the most receipts. in a single game by a TE in franchise history and were the most by any member of the 49ers since WR Terrell Owens registered 20 receipts. vs. Chi. (12/17/00).

Kittle owns the top 2 and 3 of the top 5 performances for most rec. yds. in a game by a TE in franchise history.

MOST REC. YDS. BY A TE IN A SINGLE GAME, FRANCHISE HISTORY

	<u>Player</u>	<u>Date</u>	<u>Opp.</u>	<u>Receipts.</u>	<u>Yds.</u>	<u>TDs</u>
1.	George Kittle	12/9/18	vs. Den.	7	210	1
2.	George Kittle	10/4/20	vs. Phi.	15	183	1
3.	Vernon Davis	10/13/13	vs. Arz.	8	180	2
4.	Eric Johnson	10/10/04	vs. Arz.	13	162	1
5.	George Kittle	12/30/18	at LAR	9	149	1

GOOD OVER TIME

An AP First-Team All-Pro, TE George Kittle ranks 2nd in the NFL in rec. yds. (3,325) among all TEs since entering the NFL in 2017.

MOST REC. YDS. BY A TE IN THE NFL, SINCE 2017

	<u>Player</u>	<u>Receipts.</u>	<u>Yds.</u>	<u>Avg.</u>	<u>TDs</u>
1.	Travis Kelce, KC	320	4,073	12.7	28
2.	George Kittle, SF	246	3,325	13.5	14
3.	Zach Ertz, Phi.	302	3,081	10.2	23
4.	Jared Cook, Oak./NO	176	2,455	13.9	19
5.	Austin Hooper, Atl./Cle.	217	2,178	10.0	14

2020 TE RANKS

- Ranks 1st in the NFL with 2 games with 100-or-more rec. yds.
- Ranks 2nd in the NFL with 380 rec. yds.
- Ranks 2nd in the NFL with 182 rec. yds. after the catch.
- Ranks 2nd in the NFL with 21 rec. 1st downs.
- Ranks 3rd in the NFL with 30 receipts.
- Is averaging 95.0 rec. yds./game, ranking 1st in the NFL.

GEORGE FEELS 100

Kittle has 10 career games with 100-or-more yds. Those 10 games are the 4th-most by a TE in NFL history through their first 50 career games

MOST GAMES WITH 100-OR-MORE REC. YDS. BY A TE THROUGH 50 CAREER GAMES, NFL HISTORY

	<u>Player</u>	<u>Gms.</u>
1t.	Mike Ditka	14
	Kellen Winslow Sr.	14
3.	Rob Gronkowski	12
4.	George Kittle	10

KONSISTENT KITTLE

Kittle's 2,945 rec. yds. in his first 3 NFL seasons are the most by a TE through their first 3 seasons in NFL history.

MOST REC. YDS. IN FIRST 3 SEASONS BY A TE, NFL HISTORY

	<u>Player</u>	<u>Yds.</u>
1.	George Kittle	2,945
2.	Mike Ditka	2,774
3.	Rob Gronkowski	2,663
4.	Jimmy Graham	2,648

KITTLE GETS 1,000

Kittle finished the 2019 season with 1,053 rec. yds., becoming the 5th player, and first TE, in franchise history to record multiple 1,000-yd. seasons.

MOST 1,000-YD. SEASONS, FRANCHISE HISTORY

	<u>Player</u>	<u>Seasons</u>
1.	Jerry Rice	12
2.	Terrell Owens	5
3t.	George Kittle	2
	Anquan Boldin	2
	John Taylor	2

STONE COLD KITTLE

CAREER NUGGETS

- With 7 receipts. for 109 yds. and 1 TD, including a 44-yd. TD receipt. on 4th-and-2 vs. LAR (10/18/20), Kittle registered his 10th career game with 100-or-more rec. yds., which are the most by a TE in franchise history and ranks t-7th among all players.
- Not only were Kittle's 1,377 yds. in 2018 the most in a single season by a TE in NFL history, he was also the first member of the 49ers to reach 1,000 rec. yds. in a single season since WR Anquan Boldin registered 1,062 rec. yds. in 2014 and the first TE to reach 1,000 rec. yds. in a single season. His 1,377 rec. yds. were the most by a 49ers player since WR Terrell Owens had 1,412 rec. yds. in 2001.
- Kittle has registered the two longest TD receipts. by a TE in franchise history [82t at LAC (9/30/18) & 85t vs. Den. (12/9/18)].

SET THE RECORD STRAIGHT

Kittle finished the 2018 season with 88 receipts. for 1,377 yds. (15.6 avg.), both team highs. His 1,377 yds. are the most in a single season by a TE in NFL history and ranked 8th among all players last year, while his 88 receipts. ranked 3rd in the NFL among TEs (Zach Ertz, Phi. - 116; Travis Kelce, KC - 103). His receipt. total was also the most in a single season by a 49ers TE.

MOST REC. YDS. BY A TE IN A SINGLE SEASON, NFL HISTORY

	Player	Year	Receipts.	Yds.	Avg.	TDs
1.	George Kittle, SF	2018	88	1,377	15.6	5
2.	Travis Kelce, KC	2018	103	1,336	13.0	10
3.	Rob Gronkowski, NE	2011	90	1,327	14.7	17
4.	Jimmy Graham, NO	2011	99	1,310	13.2	11
5.	Kellen Winslow Sr., SD	1980	89	1,290	14.5	9

A DAY TO REMEMBER

Kittle finished with 7 receipts. for a career-high 210 yds. and 1 TD vs. Den. (12/9/18). His 210 rec. yds. were the most in a single game by a TE in franchise history, the 8th-most among all players and the 3rd-most by a TE in a single-game in the NFL since 1960. According to the Elias Sports Bureau, his 210 rec. yds. in the 1st half were the most in the 1st half of an NFL game since Seattle Seahawks WR Steve Largent registered 224 rec. yds. in the 1st half at Det. (10/18/87).

MOST REC. YDS. BY A TE IN A SINGLE GAME, SINCE 1960

	Player	Date	Opp.	Receipts.	Yds.	TDs
1.	Shannon Sharpe, Den.	10/20/02	at KC	12	214	2
2.	Jackie Smith, StL Cardinals	10/13/63	vs. Pit.	9	212	2
3.	George Kittle, SF	12/9/18	vs. Den.	7	210	1
4t.	Rich Caster, NYJ	9/24/72	at Bal. Colts	6	204	3
	Pete Retziaff, Phi.	11/14/65	vs. Was.	7	204	0

FROM THE START

Kittle's 515 rec. yds. in 2017 ranked 2nd in the NFL in 2017 among rookie TEs (Evan Engram, NYG - 722 yds.) and also were the 8th-most in a single season by a 49ers rookie and the most by a 49ers rookie TE since the merger in 1970.

MOST REC. YDS. BY A ROOKIE TE IN THE NFL, 2017

	Player	Yds.	Rd. Selected	Overall Pick
1.	Evan Engram, NYG	722	1st	23rd
2.	George Kittle, SF	515	5th	146th
3.	O.J. Howard, 432	432	1st	19th
4.	David Njoku, Cle.	386	1st	29th
5.	Gerald Everett, LAR	244	2nd	44th



GEORGE KITTLE

WHAT'S MY LINE?

Kittle has registered 30 receipts. for 380 yds. (12.7 avg.) and 2 TDs in addition to 2 carries for 17 yds. in 2020.

RAHEEM THE DREAM

THROUGH THE AIR & ON THE GROUND

- In San Francisco's Week 1 game vs. Arz. (9/13/20), RB Raheem Mostert registered a 76-yd. TD recept. from QB Jimmy Garoppolo, the longest TD recept. of his career and his 3rd career rec. TD. Mostert finished the game with 15 carries for 56 yds. and 4 receipts. for a career-high 95 yds. and 1 TD. It marked the first time he led the team in rushing and receiving yards in the same game.
- According to the Elias Sports Bureau, Mostert's 76-yd. rec. TD was the 4th-longest TD recept. by a RB in franchise history and the longest since RB Garrison Hearst had an 81-yd. rec. TD vs. NO (11/22/98).

LONGEST REC. TD BY A RB, FRANCHISE HISTORY

Player	Opp.	Date	Long Rec. TD
1. Delvin Williams	vs. Was.	11/7/76	85
2. Garrison Hearst	vs. NO	11/22/98	81
3. Carroll Hardy	at Det.	10/30/55	78
4. Raheem Mostert	vs. Arz.	9/13/20	76

CAN'T CATCH HEEM

- In San Francisco's Week 2 game at NYJ (9/20/20), Mostert finished the game with 8 carries for 92 yds. (11.5 avg.) and 1 TD while adding 2 receipts. for 15 yds. His 80-yd. TD run was a career-long run and marked his 10th career TD.
- With a 75-yd. TD rec. the previous week vs. Arz. (9/13/20), Mostert became the first member of the 49ers to record a TD of 75-or-more yds. in back-to-back games since WR Jerry Rice in 1988 (vs. Was. (11/21/88, at SD (11/27/88).
- According to the Elias Sports Bureau, Mostert became the first player since Cecil Turner in 1970 (95-yd. KR in first game & 96-yd. KR in second game) to have a touchdown of 75-or-more yds. in each of the first two weeks of a season.
- Also according to the Elias Sports Bureau, Mostert joined Jim Brown (1963) as the only players in NFL history with a 75-yd. rushing TD and 75-yd. rec. TD in his team's first 2 games of a season.
- Dating back to the 2019 regular season, Mostert registered at least 1 TD in 8-consecutive regular season games. With 1 rushing TD at NYJ (9/20/20), he tied WRs Terrell Owens, Jerry Rice and Freddie Solomon and E Dave Parks for the 2nd-longest streak of consecutive games with at least 1 TD in franchise history.

QUICK HITS

- Mostert registered at least 1 rushing TD in each of the final 6 games of the season in 2019, becoming the 3rd player in franchise history, and the first since 1995, to score at least 1 rushing TD in 6-or-more consecutive games.

MOST CONSECUTIVE GAMES WITH A RUSHING TD, FRANCHISE HISTORY

Player	Years	Gms.
1. Joe Perry	1953-54	7
2t. Raheem Mostert	2019	6
Derek Loville	1995	6

TOP SPEED

According to the NFL's Next Gen Stats, Mostert registered a max speed of 22.73 MPH on his 76-yd. TD recept. vs. Arz. (9/13/20) and 23.09 on his 80-yd. TD run at NYJ (9/20/20), the fastest two ball carriers in the NFL on the season and the fastest in the NFL since 2016.



RIDE THE WAVE

Over the past 3 seasons (2018-20), Mostert's 6.02 avg. yds. per carry ranks t-2nd among all players in the NFL with at least 125 carries and 1st among RBs.

HIGHEST RUSHING AVG. IN THE NFL, 2018-20 (min. 125 atts.)

Player	Avg.
1. Kyler Murray, Arz.	6.35
2t. Raheem Mostert, SF	6.02
Lamar Jackson, Bal.	6.02
4. Josh Allen, Buf.	5.46
5. Russell Wilson, Sea.	5.28



RAHEEM MOSTERT

WHAT'S MY LINE?

Mostert has registered 51 carries for 303 yds. (5.94 avg.) and 1 TD to go along with 11 receipts. for 150 yds. (13.6 avg.) and 1 TD in 2020.

PUT A DEEBO ON IT



DEEBO SAMUEL

WHAT'S MY LINE?

Samuel has registered 11 receptions for 120 yds. (10.9 avg.) and 1 TD to go along with 3 carries for 7 yds. on the ground in 2020.

FRIDAY TURNED SUNDAY

In 2019, WR Deebo Samuel's 57 receptions on the season ranked 4th in the NFL by rookies.

MOST RECEPTS. IN THE NFL AMONG ROOKIES, 2019

	Player	Recepts.
1.	Diontae Johnson, Pit.	59
2t.	Terry McLaurin, Was.	58
	DK Metcalf, Sea.	58
4.	Deebo Samuel, SF	57
5.	A.J. Brown, Ten.	52

In 2019, Samuel's 802 rec. yds. on the season ranked 4th in the NFL among rookies.

MOST REC. YDS. IN THE NFL AMONG ROOKIES, 2019

	Player	Yds.
1.	A.J. Brown, Ten.	1,051
2.	Terry McLaurin, Was.	919
3.	DK Metcalf, Sea.	900
4.	Deebo Samuel, SF	802
5.	Darius Slayton, NYG	740

QUICK HITS

- On the first drive of the game vs. LAR (10/18/20), Samuel found the endzone for his 1st TD of the season and 4th rec. TD of his career. He finished the game with 6 receptions for 66 yds. and 1 TD.
- Samuel's 802 rec. yds. on the 2019 season were the 2nd-most by a rookie in franchise history [Jerry Rice - 927 (1985)]. His 57 receptions rank 2nd by a rookie in franchise history (RB Earl Cooper - 83 receptions in 1980).
- Samuel registered his 3rd rushing TD of the season on a 30-yd. TD run at Sea. (12/29/19). He finished the game with 5 receptions for 102 yds. and had 2 carries for 33 yds. and 1 TD. According to the Elias Sports Bureau, Samuel is the first WR in franchise history to have 3-or-more rushing TDs in a single season. He is the first WR to have 3-or-more rushing TDs in a single season in the NFL since 2016 (WR Tyreek Hill, KC - 3 rushing TDs & WR Ty Montgomery, GB - 3 rushing TDs).

MOST REC. YDS. IN A SINGLE SEASON BY A ROOKIE, FRANCHISE HISTORY

	Player	Year	Yds.
1.	WR Jerry Rice	1985	927
2.	WR Deebo Samuel	2019	802
3.	WR Gene Washington	1969	711
4.	E Dave Parks	1964	703
5.	WR Michael Crabtree	2009	625

- Samuel hauled in 8 receptions for a career-high 134 yds. vs. Arz. (11/17/19). Along with his 8 receptions for 112 yds. Week 10 vs. Sea. (11/11/19), Samuel became the first rookie in franchise history to register at least 8 receptions and 100 rec. yds. in consecutive games. The last rookie in the NFL to accomplish the feat was WR Odell Beckham Jr. in 4 consecutive weeks from 12/7/14 through 12/28/14.
- Samuel registered 3 games with 100-or-more rec. yds. in 2019. According to the Elias Sports Bureau, his 3 games with 100-or-more rec. yds. were the most in a single season by a rookie in franchise history.
- With at least 8 receptions and 100 rec. yds. in consecutive games, Samuel is 1 of 2 49ers rookies since 1970 with 8-or-more receptions and 100-or-more rec. yds. in a single game.

MOST GAMES WITH 100-OR-MORE REC. YDS. IN A SINGLE SEASON BY A ROOKIE, FRANCHISE HISTORY

	Player	Year	Gms.
1.	WR Deebo Samuel	2019	3
2t.	WR Jerry Rice	1985	2
	E Dave Parks	1964	2

49ERS ROOKIES WITH 8-OR-MORE RECEPTS. & 100-OR-MORE REC. YDS. IN A SINGLE GAME, SINCE 1970

Player	Date	Opp.	Recepts.	Yds.	TDs
WR Deebo Samuel	11/17/19	vs. Arz.	8	134	0
WR Deebo Samuel	11/10/19	vs. Sea.	8	112	0
WR Jerry Rice	12/9/85	vs. LAR	10	241	1

NO FLY ZONE

- The Niners defense is holding opponents to 212.7 net passing yds. per game in 2020, ranking 5th in the NFL (Ind. - 199.7; Was. - 207.0; KC - 208.0; LAR - 209.5).
- Since the beginning of the 2019 season, the team's 181.0 average net passing yds. per game allowed is the fewest allowed in the NFL over that span.

FEWEST NET PASSING YDS. PER GAME ALLOWED IN THE NFL, 2019-20

Team	YPG
1. San Francisco 49ers	181.0
2. New England Patriots	189.8
3. Pittsburgh Steelers	200.4
4. Buffalo Bills	211.8
5. Baltimore Ravens	213.6



WHAT'S YOUR RATING?

- Over the last 2 seasons (2019-20), San Francisco has held opposing QBs to an average passer rating of 84.0, ranking 6th in the NFL over that span (NE - 69.5; Pit. - 79.7; Bal. - 81.1; KC - 81.1; Chi. - 82.0).
- The 49ers defense has allowed an average completion percentage of 61.5% since 2019, ranking 5th in the NFL (NE - 58.5%; Bal. - 60.2%; KC - 60.4%; Pit. - 60.4%).

LOWEST AVG. OPP. PASSER RATING IN THE NFL, 2019-20

Team	Rating
1. New England Patriots	69.5
2. Pittsburgh Steelers	79.7
3t. Baltimore Ravens	81.1
Kansas City Chiefs	81.1
5. Chicago Bears	82.0
6. San Francisco 49ers	84.0

SHORT OF THE STICKS

- Since 2019, the 49ers defense has held opponents to a 34.5% 3rd down conversion percentage, ranking 2nd in the NFL (NE - 26.3%).

LOWEST 3RD DOWN % ALLOWED IN THE NFL, 2019-20

Team	3rd Conv.	3rd Att.	3rd %
1. New England Patriots	65	247	26.3
2. San Francisco 49ers	92	267	34.5
3. Chicago Bears	104	297	35.0
4. Tampa Bay Buccaneers	105	295	35.6
5. Baltimore Ravens	98	269	36.4

WHAT'S THE POINT?

- San Francisco has allowed 21.7 points per game in 2020, ranking 10th in the NFL and 5th in the NFC (Arz. - 18.7; LAR - 19.0; Chi. - 19.3; TB - 20.3).
- Over the past 2 seasons (2019-20), the 49ers have allowed an average of 20.0 points per game, ranking 7th in the NFL over that span (NE - 16.0; Bal. - 17.5; Chi. - 18.8; Pit. - 18.9; Buf. - 19.4; KC - 19.8).

FEWEST POINTS PER GAME ALLOWED IN THE NFC, 2020

Team	PPG
1. Arizona Cardinals	18.7
2. Los Angeles Rams	19.0
3. Chicago Bears	19.3
4. Tampa Bay Buccaneers	20.3
5. San Francisco 49ers	21.7

DEFENSIVE QUICK HITS

- San Francisco has allowed 321.0 yds. per game in 2020, ranking 5th in the NFL (TB - 282.0; Pit. - 285.2; Ind. - 288.0; LAR - 318.5).
- The 49ers have allowed opponents to reach the red zone 15 times in 2020, ranking t-4th in the NFL (Bal. - 13; Pit. - 13; NE - 14; Den. - 15; Ind. - 15).

FEWEST NET YDS. PER GAME ALLOWED IN THE NFL, 2020

Team	YPG
1. Tampa Bay Buccaneers	282.0
2. Pittsburgh Steelers	285.2
3. Indianapolis Colts	288.0
4. Los Angeles Rams	318.5
5. San Francisco 49ers	321.0

PLAY HYDER AND SEEK

- DL Kerry Hyder Jr. has registered a team-high 3.5 sacks in 2020, ranking t-18th in the NFL and t-10th in the NFC.
- Hyder Jr.'s 3.5 sacks are the most in a single-season since he registered 8.0 sacks in 2016 as a member of the Detroit Lions.
- He has registered at least 0.5 sack in 4 of the team's 6 games.

MOST SACKS IN THE NFC, 2020

Player	Sacks
1. Aaron Donald, LAR	7.5
2. Jason Pierre-Paul, TB	5.5
3t. Brandon Graham, Phi.	5.0
Yannick Ngakoue, Min.	5.0
Za'Darius Smith, GB	5.0
6t. Trey Hendrickson, NO	4.5
Khalil Mack, Chi.	4.5
8t. Haason Reddick, Arz.	4.0
Aldon Smith, Dal.	4.0
10t. Kerry Hyder Jr., SF	3.5
Akiem Hicks, Chi.	3.5



YOU'VE GOT A FRED IN ME

POP WARNER FOOTBALL

- Warner has racked up a team-high 50 tackles, to go along with 2 PDs and 1 INT in 2020.
- Warner is the only player in the NFL in 2020 to register 50-or-more tackles, 2-or-more PDs and 1-or-more INTs.
- In San Francisco's Week 10 game of 2019 vs. Sea. (11/11/19), Warner registered 10 tackles, a career-high 2.0 sacks, 1 FF and 1 PD. His 2.0 sacks were the first of his career, as he became the first 49ers MLB to register 2.0-or-more sacks in a game since LB NaVorro Bowman had 2.0 sacks at StL (9/26/13).
- He became the first player in the NFL to register at least 10 tackles, 2.0 sacks a 1 FF in a game since Chicago Bears DL Akiem Hicks tallied 10 tackles, 2.0 sacks and 1 FF vs. SF (12/4/16).
- Warner intercepted Rams QB Jared Goff and returned the pass 46 yds. for a TD vs. LAR (12/21/19), marking the first INT and TD of his career.
- Warner finished as 1 of 3 LBs in the NFL with at least 90 tackles (118), 4 PDs (9), 3.0 sacks (3.0), 2 FFs (3) and 1 INT (1) on the 2019 season.

49ERS TACKLE LEADERS, 2020

	Player	Tackles
1.	Fred Warner	50
2t.	Kwon Alexander	30
	Jimmie Ward	30
4.	Emmanuel Moseley	25
5.	Jaquiski Tarrt	21

LBS WITH 90-OR-MORE TACKLES, 4-OR-MORE PDS, 3.0-OR-MORE SACKS & 2-OR-MORE FFs, 2019

Player	Tackles	PDs	Sacks	FFs	INTs
Fred Warner, SF	118	9	3.0	3	1
Cory Littleton, LAR	134	9	3.5	2	2
Darius Leonard, Ind.	121	7	5.0	2	5

- In Weeks 10-13 of 2019, Warner registered 44 tackles, 4 TFLs, 3.0 sacks, 3 PDs and 2 FFs. His 44 tackles were tied for the most in the NFL over that span, as he was winner of NFC Defensive Player of the Week in Week 12. Warner was the only player in the NFL to register 40-or-more tackles and 3.0-plus sacks over that span. He was named NFC Defensive Player of the Month (November).

QUICK HITS

- Warner was selected by the 49ers in the 3rd round (70th overall) of the 2018 NFL Draft out of the Brigham Young University. He has stared all 38 games throughout his career.
- Warner was the only NFL defender in Week 1 of 2018 to register at least 10 tackles (12), 1 FF and 1 PD, according to Gamebook Statistics.
- In 2018, Warner racked up 123 tackles, ranking 12th in the NFL, 7th in the NFC and 3rd among all rookies.
- With 10-or-more tackles in each of the first 4 games of his career, Warner became the first rookie since 2000 to begin his career with 4 consecutive games of at least 10 tackles.

MOST TACKLES IN THE NFL AMONG ROOKIES, 2018 (according to gamebook stats)

	Player	Tackles
1.	Darius Leonard, Ind.	163
2.	Leighton Vander Esch, Dal.	138
3.	Fred Warner, SF	123
4t.	Roquan Smith, Chi.	121
	Tremaine Edmunds, Buf.	121



FRED WARNER

WHAT'S MY LINE?

Warner has registered 50 tackles, 2 PDs and 1 INT in 2020.

TAE-KWON-DO

HE DOES IT ALL

Since entering the NFL in 2015, Alexander is 1 of 6 players in the NFL to register at least 425 tackles, 7.0 sacks and 7 INTs, according to Gamebook statistics.

PLAYERS WITH 425-OR-MORE TACKLES, 7.0-OR-MORE SACKS AND 7-OR-MORE INTS, SINCE 2015

Player	Tackles	Sacks	INTs
Kwon Alexander, TB/SF	444	8.5	7
Jamie Collins, NE/Cle./Det.	438	21.5	9
Thomas Davis, Car./LAC/Was.	480	11.5	7
Logan Ryan, NE/Ten./NYG	447	9.5	10
Joe Schobert, Cle./Jax.	441	9.5	10
Harrison Smith, Min.	427	8.5	7

SNAG A FEW

Alexander's 7 INTs since 2015 are tied for the 8th-most in the NFL among LBs over that span.

As a rookie in 2015, Alexander earned PFWA All-Rookie honors after registering 93 tackles, 9 PDs, 3.0 sacks, 2 INTs, 2 FFs and 1 FR.

MOST INTS AMONG LBS, SINCE 2015

	Player	INTs
1.	Luke Kuechly	11
2.	Jordan Hicks	10
3t.	Deion Jones	9
	Alec Ogletree	9
5t.	Jamie Collins	8
	C.J. Mosley	8
	Telvin Smith	8
8t.	Kwon Alexander	7
	Thomas Davis	7
	Darius Leonard	7
	Ryan Shazier	7



KWON ALEXANDER

WHAT'S MY LINE?

Alexander has registered 30 tackles, 1.0 sack and 1 FF in 2020.

HIGHTOWER OF TERROR

RETURN ON INVESTMENT

- San Francisco has held opponents to 185 punt return yds. since 2019, ranking t-10th in the NFL and 6th in the NFC. The 49ers have surrendered 20 fair catches over that span, tied for the 6th-fewest in the NFL (LAC - 11; Bal. - 17; Car. - 19; Ind. - 19; LAR - 19; KC - 20).
- The Niners punt coverage unit has held opponents to an average of 6.0 yds. per return in 2020, ranking 11th in the NFL (Ten. - 3.0; Dal. - 4.0; NO - 4.7; Bal. - 4.9; Cin. - 4.9; Was. - 5.2; NE - 5.7; Ind. - 5.8; Sea. - 5.9).

FEWEST OPPONENT PUNT RETURN YDS. IN THE NFC, 2019-20

Team	Yds.
1. Atlanta Falcons	165
2. Dallas Cowboys	167
3. Detroit Lions	169
4. New York Giants	170
5. New Orleans Saints	180
6. San Francisco 49ers	185



- The 49ers have an average starting field position of 30.9 since 2019, the 3rd-best in the NFL over that span (NO - 31.3; NE - 31.1).

AVG. STARTING FIELD POSITION IN THE NFL, 2019-20

Team	Avg.
1. New Orleans Saints	31.3
2. New England Patriots	31.1
3. San Francisco 49ers	30.9
4. Seattle Seahawks	30.7
5. Baltimore Ravens	30.5

KICK AND COVER

- Over the last 2 seasons (2019-20), San Francisco's kickoff coverage has held opponents to an average starting field position of the 24.9 yd. line, ranking 9th in the NFL over that span (Arz. - 23.8; Hou. - 23.8; Bal. - 24.5; KC - 24.5; Pit. - 24.5; Buf. - 24.6; Ind. - 24.7; Cle. - 24.8).

OPP. AVG. STARTING FIELD POSITION OFF KICKOFFS, 2019-20

Team	Avg.
1t. Arizona Cardinals	23.8
Houston Texans	23.8
3t. Baltimore Ravens	24.5
Kansas City Chiefs	24.5
Pittsburgh Steelers	24.5
6. Buffalo Bills	24.6
7. Indianapolis Colts	24.7
8. Cleveland Browns	24.8
9. San Francisco 49ers	24.9



TAKE YOUR POINTS

- Since becoming the 49ers Special Teams Coordinator in 2017, Richard Hightower and the 49ers special teams unit has connected on 110 FGs, tied for the most FGM in the NFL over that timespan (2017-20).

MOST FGM IN THE NFL, 2017-2020

Team	FGM
1t. San Francisco 49ers	110
Baltimore Ravens	110
3. Kansas City Chiefs	109
4. Atlanta Falcons	107
5. Los Angeles Rams	105

GOULDEN BOOT

CLIMBS THE RANKS

Gould has made 103 FGs as a member of the 49ers. His 102 FGs rank 5th all-time in franchise history.

Combined with his 276 career made FGs as a member of the Chicago Bears, Gould is the 13th kicker in NFL history to reach 100 made FGs for 2 different franchises.


He also is just the 7th kicker in NFL history to record 200 FGM with 1 franchise and 100 FGM with another (Gary Anderson; Morten Anderson; John Carney; Ryan Longwell; Matt Stover; Adam Vinatieri).

MOST CAREER FGM, FRANCHISE HISTORY

Player	FGM
1. Ray Wersching	190
2. Tommy Davis	140
3. Joe Nedney	129
4. Mike Cofer	128
5. Robbie Gould	103

QUICK HITS

- Gould Ranks 6th in NFL history in FG pct. (70.5%) on FGAs of 50-or-more yds. (min. 20 FGM).
- Is 1 of 20 kickers in NFL history with at least 350 FGM.
- His 89.6% made FG pct. is the highest in 49ers history (min. 100 atts.).
- Ranks as the Chicago Bears franchise leader in scoring (1,207 points), made FGs (276), 50-or-more yd. made FGs (23), consecutive made FGs (26) and FG pct. (85.4 pct.).



CONSISTENCY IS KEY

Gould connected on FGs from 21 and 33 yds. at LAC (9/30/18), making a franchise-record 33 consecutive FGAs from 10/29/17-9/30/18.

He currently holds both the longest and 3rd-longest FGM streak in franchise history.

MOST CONSECUTIVE FGM, FRANCHISE HISTORY

Player	Range	FGM
1. Robbie Gould	10/29/17-9/30/18	33
2. Phil Dawson	10/6/13-12/29/13	27
3. Robbie Gould	10/15/18-9/8/19	25
4. Phil Dawson	9/14/15-12/13/15	19
5. Joe Nedney	11/26/06-9/30/07	18

HISTORIC LEG

Among those with 100-or-more career made FGs, Gould ranks 7th in made FG percentage at 86.8%.

HIGHEST FG PCT. AMONG KICKERS WITH 100-OR-MORE FGM, NFL HISTORY

Player	Pct.
1. Justin Tucker	90.8
2. Harrison Butker	89.8
3. Josh Lambo	88.7
4. Wil Lutz	88.3
5. Chris Boswell	87.6
6. Dan Bailey	87.0
7t. Robbie Gould	86.8
Kai Forbath	86.8



ROBBIE GOULD

WHAT'S MY LINE?

Gould has connected on 8 of 9 FGAs (88.9%) and 16 of his 16 PATs in 2020.

2-YEAR SPAN

Over his first 2 seasons with the 49ers (2017-18), Gould made 72 of 75 FGAs (96.0%). His 96.0 FG %, along with his 96.1% from 2016-17, are the 2 highest percentages in NFL history over a 2-year span (min. 32 FGAs).

HIGHEST FG % IN A 2-YEAR SPAN, NFL HISTORY (min. 32 atts.)

Player	Years	FG %
1. Robbie Gould	2016-17	96.1
2. Robbie Gould	2017-18	96.0
3. Eddie Murray	1988-89	95.2
4. Adam Vinatieri	2014-15	94.8
5. Justin Tucker	2016-17	94.7

KNOCKS IT THROUGH

Gould finished the 2017 season with 145 pts., setting a new single-season career high, while his 39 made FGs tied for the 3rd-most in a single season in NFL history.

MOST FGM IN A SINGLE SEASON, NFL HISTORY

Player	Year	FGM
1. David Akers, SF	2011	44
2. Neil Rackers, Arz.	2005	40
3t. Robbie Gould, SF	2017	39
Olindo Mare, Mia.	1999	39
Jeff Wilkins, StL	2003	39

UNDER PRESSURE

Throughout his 15-year career, and including the postseason, Gould has connected on 16 game-winning FGs (losing by 2-or-less points or tied in the 4th Qtr. or tied in OT), with 5 as a member of the 49ers.

GOULD'S CAREER GAME-WINNING FGs

Date	Opp.	Final Score	4th Qtr./OT	Time Remaining
12/21/19	vs. LAR	34-31	4th Qtr.	0:00
12/8/19	at NO	48-46	4th Qtr.	0:00
12/16/18	vs. Sea.	26-23	OT	---
12/17/17	vs. Ten.	25-23	4th Qtr.	0:00
12/3/17	at Chi.	15-14	4th Qtr.	0:04
10/4/15	vs. Oak.	22-20	4th Qtr.	0:02
11/11/13	vs. Bal.	23-20	OT	---
10/28/12	vs. Car.	23-22	4th Qtr.	0:00
9/27/10	vs. GB	20-17	4th Qtr.	0:04
9/20/09	vs. Pit.	17-14	4th Qtr.	0:15
12/22/08	vs. GB	20-17	OT	---
12/11/08	vs. NO	27-24	OT	---
11/25/07	vs. Den.	37-34	OT	---
1/14/07*	vs. Sea.	27-24	OT	---
12/17/06	vs. TB	34-31	OT	---
11/6/05	at NO	20-17	4th Qtr.	0:06

*Postseason

LYNCH'S IMPACT

One of the most respected players to ever play the game of football, and a seven-time finalist for the Pro Football Hall of Fame, John Lynch is in his fourth season as the team's General Manager following a 15-year playing career and more than eight seasons as an NFL analyst. In August of 2020, Lynch signed a multi-year contract extension with the 49ers.

Since coming to San Francisco, Lynch has been vigilant in seeking and acquiring the players that embody the team's culture on the field and in the community. While working hand-in-hand with head coach Kyle Shanahan and the coaching staff, Lynch and his personnel staff continue to add players through all available avenues. Following a 13-3 regular season record and a trip to Super Bowl LIV, Lynch was named the 2019 Executive of the Year by the Pro Football Writers of America.

San Francisco started the 2020 offseason by resigning two key pieces of their defense, DL Arik Armstrong and DB Jimmie Ward. Lynch and his staff then addressed the departures of key veterans, with the selection of first-round draft choices, DT Javon Kinlaw and WR Brandon Aiyuk, and the acquisition of All-Pro and seven-time Pro Bowl selection, T Trent Williams, in a draft-day trade with Washington. He also extended All-Pro TE George Kittle, signing the 49ers TE to a five-year contract extension through the 2025 season.

Lynch joined the 49ers in February of 2017 after serving as a color analyst for FOX Sports from 2009-16. In his final season of 2016 with FOX, he manned the number two broadcast crew alongside play-by-play announcer Kevin Burkhardt.

Prior to his time at FOX, Lynch constructed one of the all-time great NFL careers while with the Tampa Bay Buccaneers (1993-2003) and the Denver Broncos (2004-07). A four-time All-Pro and nine-time Pro Bowl selection, he played in 224 games (191 starts) and registered 1,277 tackles, 13.0 sacks, 26 interceptions, 16 forced fumbles, eight fumble recoveries and 100 passes defended. Lynch also started all 12 playoff games in which he appeared and tallied 71 tackles, two interceptions and 12 passes defended. He was a Buccaneers team captain as the squad achieved the crown jewel of team sports, a victory in Super Bowl XXXVII, and has been inducted into the Ring of Honor in both Tampa Bay and Denver.



Lynch attended Stanford University where he excelled in both football and baseball. On the football field, he earned Second-Team All-American and First-Team All-Pac-10 Conference honors as a senior, while playing for Hall of Fame head coach Bill Walsh. Lynch was later selected in the third round (82nd overall) of the 1993 NFL Draft by Tampa Bay. Following his career on the diamond for the Cardinal, he was selected in the second round (66th overall) of the 1992 Major League Baseball Draft by the Florida Marlins.

In addition to his stellar play on the field, Lynch is also a pillar of the community. He and his wife, Linda, formed the John Lynch Foundation, which is committed to inspiring young people to become leaders through scholarship, sport participation and community involvement. The Foundation is committed to developing leaders by encouraging dreams, providing programs that assist and motivate, and recognizing achievement and excellence.

Lynch was the recipient of the 2006 Bart Starr Award, which is voted upon by players throughout the NFL and recognizes a player who shows outstanding character and leadership in the home, on the field and in the community. He was also presented with The Byron "Whizzer" White Award, which is given annually to the NFL player who serves his team, community and country in the spirit of Bryon Raymond White. In 2019, Lynch received the prestigious Wender Weis Change Maker Award, which is given annually to a current or former professional athlete who has used their sports platform to improve the lives of underserved youth. Additionally, Lynch was the 2019 recipient of the Excellence in Leadership Award from the Positive Coaching Alliance and the Ireland Funds 2020 Distinguished Leadership Award recipient.

John and his wife, Linda, have four children - Jake, Lindsay, Lilly and Leah.

LYNCH'S GOLDEN NUGGETS

- 🍌 In 2019, Lynch was named Executive of the Year by the Pro Football Writers of America.
- 🍌 Lynch is a member of the Tampa Bay Buccaneers Ring of Honor (2016) and the Denver Broncos Ring of Fame (2016).
- 🍌 One of seven players in NFL history to make at least four Pro Bowls with multiple teams (Tampa Bay - 5; Denver - 4).
- 🍌 His nine Pro Bowl selections rank second in NFL history among safeties, behind Pro Football Hall of Fame S Ken Houston (10).
- 🍌 A four-time AP All-Pro selection (1999-2002), Lynch also won Super Bowl XXXVII as a member of the Buccaneers.
- 🍌 Attended Stanford University (1989-92) where he played both football and baseball. He earned Second-Team All-American and First-Team All-Pac-10 Conference honors as a senior while playing for Hall of Famer and former 49ers head coach Bill Walsh.
- 🍌 Selected in the second round (66th overall) of the 1992 Major League Baseball Draft by the Florida Marlins.
- 🍌 In August of 2000, he and his wife, Linda, formed the "John Lynch Foundation" to provide "encouragement and positive alternatives for young people."
- 🍌 In 2019, Lynch received the prestigious Wender Weis Change Maker Award, which is given annually to a current or former professional athlete who has used their sports platform to improve the lives of underserved youth.



JOHN LYNCH'S ACCOLADES

GENERAL MANAGER

19TH NFL SEASON (15 PLAYING/4 FRONT OFFICE) × 4TH WITH 49ERS

A CASE FOR CANTON

In each of the past seven seasons, semifinalists for the Pro Football Hall of Fame have been trimmed to 15 finalists, with John Lynch being one of those 15 finalists all seven years.



7X PRO FOOTBALL HALL OF FAME FINALIST (2014-20)

HIGH PRAISE

"I am very excited for John and the opportunity he has with the San Francisco 49ers. He has all the traits you would want in a person to lead your football team. He knows the game and knows what it takes to win. John was instrumental in the turnaround of our Bucs team and he has a vision of how to do that with the 49ers. He's a great communicator and will be able to get his vision across to everyone in the organization. I have no doubt he will do an outstanding job."

- Pro Football Hall of Famer Tony Dungy



EVERYWHERE HE GOES

Throughout each of John Lynch's stops in the NFL, success seems to follow him. In 2016, Lynch was inducted into the Tampa Bay Buccaneers Ring of Honor, having spent 11 seasons with the team (1993-2003) after being selected in the third round (82nd overall) of the 1993 NFL Draft. He was also enshrined into the Denver Broncos Ring of Fame after playing four seasons (2004-07), becoming one of just a few individuals to receive such an honor from multiple teams.



PRO-BOWL CREDENTIALS

In 15 NFL seasons, Lynch earned nine trips to the Pro Bowl, tied for the second-most in NFL history among safeties.

9 Pro Bowl Selections



MOST PRO BOWL SELECTIONS AT SAFETY IN NFL HISTORY

Rank	Player	Pro Bowls	Years
1.	Ken Houston	10	1971-80
2t.	John Lynch	9	1998, 2000-02, 2005-08
	Ed Reed	9	2004-05, 2007-13
4t.	Steve Atwater	8	1991-97, 1999
	Troy Polamalu	8	2005-09, 2011-12, 2014

4X ASSOCIATED PRESS ALL-PRO SELECTION

1999 FIRST-TEAM 2000 FIRST-TEAM

2001 SECOND-TEAM 2002 SECOND-TEAM

OTHER NOTEABLE AWARDS & HONORS

1996

• NFC Defensive Player of the Week (Week 13)

1999

• Football Digest All-Pro
• Pro Football Weekly All-Pro
• Sports Illustrated All-Pro
• The Sporting News All-Pro
• USA Today All-Pro

2000

• NFL Defensive Back of the Year (NFL Alumni)
• NFLPA's Unsung Hero Award
• College and Pro Football Newsweekly All-Pro
• Football Digest All-Pro
• Pro Football Weekly All-Pro
• Sports Illustrated All-Pro
• The Sporting News All-Pro

2001

• NFL Insider's All-Interview Team
• Ed Block Courage Award
• College and Pro Football Newsweekly All-Pro
• Pro Football Weekly All-Pro

2002

• Walter Payton NFL Man of the Year Award Finalist
• Football Digest Second-Team All-Pro
• Leadership Excellence Award from Don Shula
• Tampa Tribune's People's Champion Award (along with wife, Linda)
• Florida Sports Hometown Heroes Award
• Irish America Magazine Top-100 Most Influential Irish Americans

2003

• Walter Payton NFL Man of the Year Award Finalist
• The Sporting News 100 Best Players List
• NFL.com All-Interview Team

2005

• Walter Payton NFL Man of the Year Award Finalist
• AFC Defensive Player of the Week (Week 17)

2006

• NFL Bart Starr Award
• Byron "Whizzer" White Award
• Wooden Cup Award

2007

• Darrent Williams Good Guy Award

2020 SAN FRANCISCO 49ERS COACHING STAFF




Kyle Shanahan
Head Coach



Richard Hightower
Special Teams Coordinator



Mike LaFleur
Passing Game Coordinator



Mike McDaniel
Run Game Coordinator



Robert Saleh
Defensive Coordinator



Jon Embree
Asst. Head Coach/Tight Ends



John Benton
Offensive Line



Daniel Bullocks
Safeties



Michael Clay
Assistant Special Teams



Shane Day
Quarterbacks




Brian Fleury
Offensive Quality Control



Chris Foerster
Assistant Offensive Line



Johnny Holland
Run Game Specialist/
Outside Linebackers



Kris Kocurek
Defensive Line



Stan Kwan
Assistant Special Teams



Tony Oden
Defensive Backs/Cornerbacks



Mike Rutenberg
Passing Game Specialist



DeMeco Ryans
Inside Linebackers



Bobby Slowik
Offensive Assistant



Katie Sowers
Offensive Assistant



Robert Turner Jr.
Running Backs



Wes Welker
Wide Receivers



Aaron Whitecotton
Assistant Defensive Line



Zach Yenser
Assistant Offensive Line

2020 SAN FRANCISCO 49ERS UNOFFICIAL DEPTH CHART

Compiled by the 49ers Football Communications staff

AS OF OCTOBER 20, 2020

OFFENSE

WR	19	Deebo Samuel	18	Dante Pettis	15	Trent Taylor
LT	71	Trent Williams	67	Justin Skule		
LG	75	Laken Tomlinson	68	<u>Colton McKivitz</u>		
C	50	Hroniss Grasu				
RG	60	Daniel Brunskill	66	Tom Compton		
RT	69	Mike McGlinchey				
TE	85	George Kittle	82	Ross Dwelley	89	<u>Charlie Woerner</u>
WR	84	Kendrick Bourne	11	<u>Brandon Aiyuk</u>	13	Richie James
RB	31	Raheem Mostert	28	Jerick McKinnon	30	Jeff Wilson Jr.
					38	<u>JaMyca Hasty</u>
FB	44	Kyle Juszczyk				
QB	10	Jimmy Garoppolo	4	Nick Mullens	3	C.J. Beathard

DEFENSE

LDE	91	Arik Armstead	96	Dion Jordan		
LDT	99	<u>Javon Kinlaw</u>	90	Kevin Givens		
RDT	93	D.J. Jones	95	Kentavious Street		
RDE	92	Kerry Hyder Jr.	64	Alex Barrett		
SAM	57	Dre Greenlaw				
MIKE	54	Fred Warner	51	Azeez Al-Shaair		
WILL	56	Kwon Alexander	45	Demetrius Flannigan-Fowles		
LCB	22	Jason Verrett	23	Ahkello Witherspoon	49	<u>Parnell Motley</u>
RCB	41	Emmanuel Moseley	27	Dontae Johnson	40	Ken Webster
NB	47	Jamar Taylor				
FS	20	Jimmie Ward	33	Tarvarius Moore		
SS	29	Jaquiski Tartt	36	Marcell Harris		

SPECIAL TEAMS

P	6	Mitch Wishnowsky				
K	9	Robbie Gould				
H	6	Mitch Wishnowsky				
PR	13	Richie James	15	Trent Taylor		
			18	Dante Pettis		
KOR	13	Richie James	28	Jerick McKinnon		
LS	46	Taylor Peppers				

Injured Reserve List – DL Ezekiel Ansah, WR Tavon Austin, DL Nick Bosa, RB Tevin Coleman, DL Dee Ford, OL Ben Garland, WR Jalen Hurd, LB Mark Nzeocha, TE Jordan Reed, CB Richard Sherman, DL Solomon Thomas, WR Chris Thompson & K'Waun Williams
Reserve/PUP List – DL Ronald Blair III, C Weston Richburg & DL Jullian Taylor
Reserve/Opt-Out List – WR Travis Benjamin, OL Jake Brendel & T Shon Coleman

PRONUNCIATION GUIDE

Brandon AiyukEYE–yook	Kyle Juszczyk YOOZ–check
Azeez Al-Shaair uh–ZEEZ, all–SHY–urr	Javon Kinlaw juh–VONN
Kwon Alexander KWAUGHN	Tarvarius Moore tarr–VEAR–ee–us
Ezekiel Ansah AHN–zuh	Raheem Mostert MOZE–tert
Tavon Austin TAY–von	Mark Nzeocha neh–ZAH–chuh
C.J. Beathard BETH–urd	Justin Skule SKOOL
Kendrick Bourne BORN	Kentavious Street ken–TAY–vee–us
Tevin Coleman TEV–en	Jaquiski Tartt juh–KWAH–skee
Robbie Gould GOLD	K'Waun Williams KAY–wahn
Hroniss Grasu huh–ROW–niss, GRA–sue	Mitch Wishnowsky wish–NOW–ski
JaMyca Hasty juh–MY–kuhl	Ahkello Witherspoon uh–KELL–oh
Jalen Hurd JAY–len	Charlie Woerner WER–ner

COACHING STAFF

Kyle Shanahan.....	Head Coach
Richard Hightower.....	Special Teams Coordinator
Mike LaFleur.....	Passing Game Coordinator
Mike McDaniel.....	Run Game Coordinator
Robert Saleh.....	Defensive Coordinator
Jon Embree.....	Assistant Head Coach/Tight Ends
John Benton.....	Offensive Line
Daniel Bullocks.....	Safeties
Michael Clay.....	Assistant Special Teams
Shane Day.....	Quarterbacks
Brian Fleury.....	Offensive Quality Control
Chris Foerster.....	Assistant Offensive Line
Johnny Holland.....	Run Game Specialist/Outside Linebackers
Kris Kocurek.....	Defensive Line
Stan Kwan.....	Assistant Special Teams
Tony Oden.....	Defensive Backs/Cornerbacks
Mike Rutenberg.....	Passing Game Specialist
DeMeco Ryans.....	Inside Linebackers
Bobby Slowik.....	Offensive Assistant
Katie Sowers.....	Offensive Assistant
Robert Turner Jr.	Running Backs
Wes Welker.....	Wide Receivers
Aaron Whitecotton.....	Assistant Defensive Line
Zach Yenser.....	Assistant Offensive Line

2020 SAN FRANCISCO 49ERS NUMERICAL ROSTER

AS OF OCTOBER 20, 2020

NO	PLAYER	POS	HT	WT	Age	EXP	COLLEGE	ACQUIRED
3	C.J. Beathard	QB	6-2	215	26	4	Iowa	D-3B in '17
4	Nick Mullens	QB	6-2	210	25	3	Southern Mississippi	FA in '17
6	Mitch Wishnowsky	P	6-2	220	28	2	Utah	D-4 in '19
9	Robbie Gould	K	6-0	190	37	16	Penn State	FA in '17
10	Jimmy Garoppolo	QB	6-2	225	28	7	Eastern Illinois	TR in '17 (NE)
11	Brandon Aiyuk	WR	6-0	200	22	R	Arizona State	D-2B in '20
13	Richie James	WR	6-0	185	25	3	Middle Tennessee State	D-7B in '18
15	Trent Taylor	WR	5-8	180	26	4	Louisiana Tech	D-5B in '17
18	Dante Pettis	WR	6-1	195	24	3	Washington	D-2 in '18
19	Deebo Samuel	WR	6-0	215	24	2	South Carolina	D-2 in '19
20	Jimmie Ward	DB	5-11	195	29	7	Northern Illinois	D-1 in '14
22	Jason Verrett	CB	5-10	188	29	7	Texas Christian	FA in '19
23	Ahkello Witherspoon	CB	6-3	195	25	4	Colorado	D-3A in '17
27	Dontae Johnson	CB	6-2	200	28	7	North Carolina State	FA in '19
28	Jerick McKinnon	RB	5-9	205	28	7	Georgia Southern	FA in '18
29	Jaquiski Tartt	S	6-1	215	28	6	Samford	D-2 in '15
30	Jeff Wilson Jr.	RB	6-0	213	24	3	North Texas	FA in '18
31	Raheem Mostert	RB	5-10	205	28	6	Purdue	FA in '16
33	Tarvarius Moore	DB	6-2	200	24	3	Southern Mississippi	D-3B in '18
36	Marcell Harris	S	6-0	215	26	3	Florida	D-6 in '18
38	JaMycal Hasty	RB	6-0	205	24	R	Baylor	FA in '20
40	Ken Webster	CB	5-11	191	24	2	Mississippi	FA in '20
41	Emmanuel Moseley	CB	5-11	190	24	3	Tennessee	FA in '18
44	Kyle Juszczyk	FB	6-1	235	29	8	Harvard	FA in '17
45	Demetrius Flannigan-Fowles	LB	6-2	210	24	1	Arizona	FA in '19
46	Taylor Pepper	LS	6-4	245	26	3	Michigan State	FA in '20
47	Jamar Taylor	CB	5-11	192	30	8	Boise State	FA in '20
49	Parnell Motley	CB	6-0	180	22	R	Oklahoma	W in '20 (TB)
50	Hroniss Grasu	OL	6-3	301	29	6	Oregon	FA in '20
51	Azeez Al-Shaair	LB	6-2	228	23	3	Florida Atlantic	FA in '19
54	Fred Warner	LB	6-3	230	23	2	Brigham Young	D-3A in '18
56	Kwon Alexander	LB	6-1	227	26	6	Louisiana State	FA in '19
57	Dre Greenlaw	LB	6-0	230	23	2	Arkansas	D-5 in '19
60	Daniel Brunskill	OL	6-5	300	26	2	San Diego State	FA in '19
64	Alex Barrett	DL	6-2	250	26	1	San Diego State	FA in '19
66	Tom Compton	OL	6-6	315	30	8	South Dakota	FA in '20
67	Justin Skule	OL	6-6	315	23	2	Vanderbilt	D-6B in '19
68	Colton McKivitz	OL	6-6	301	24	R	West Virginia	D-5 in '20
69	Mike McGlinchey	T	6-8	310	25	3	Notre Dame	D-1 in '18
71	Trent Williams	T	6-5	320	32	11	Oklahoma	TR in '20 (Was.)
75	Laken Tomlinson	OL	6-3	315	28	6	Duke	TR in '17 (Det.)
82	Ross Dwelley	TE	6-5	235	25	3	San Diego	FA in '18
84	Kendrick Bourne	WR	6-1	190	25	4	Eastern Washington	FA in '17
85	George Kittle	TE	6-4	250	27	4	Iowa	D-5A in '17
89	Charlie Woerner	TE	6-5	241	23	R	Georgia	D-6 in '20
90	Kevin Givens	DL	6-1	285	23	1	Penn State	FA in '19
91	Arik Armstead	DL	6-7	290	26	6	Oregon	D-1 in '15
92	Kerry Hyder Jr.	DL	6-2	275	29	5	Texas Tech	FA in '20
93	D.J. Jones	DL	6-0	305	25	4	Mississippi	D-6A in '17
95	Kentavious Street	DL	6-2	287	24	2	North Carolina State	D-4 in '18
96	Dion Jordan	DL	6-6	275	30	6	Oregon	FA in '20
99	Javon Kinlaw	DT	6-5	319	23	R	South Carolina	D-1A in '20

Reserve/Physically Unable to Perform List

58	Weston Richburg	C	6-4	295	29	7	Colorado State	FA in '18
77	Jullian Taylor	DL	6-5	305	25	3	Temple	D-7A in '18
98	Ronald Blair III	DL	6-4	270	27	5	Appalachian State	D-5A in '16

Injured Reserve List

2	Chris Thompson	WR	6-0	175	26	2	Florida	FA in '19
5	Tavon Austin	WR	5-8	185	30	8	West Virginia	FA in '20
14	Jalen Hurd	WR	6-5	230	24	2	Baylor	D-3 in '19
24	K'Waun Williams	CB	6-0	185	29	6	Pittsburgh	FA in '17
25	Richard Sherman	CB	6-3	205	32	10	Stanford	FA in '18
26	Tevin Coleman	RB	6-1	210	27	6	Indiana	FA in '19
53	Mark Nzeocha	LB	6-3	235	30	6	Wyoming	FA in '17
55	Dee Ford	DL	6-2	252	29	7	Auburn	TR in '19 (KC)
63	Ben Garland	OL	6-5	304	32	7	Air Force	FA in '19
81	Jordan Reed	TE	6-2	242	30	8	Florida	FA in '20
94	Ezekiel Ansah	DL	6-5	275	31	8	Brigham Young	FA in '20
94	Solomon Thomas	DL	6-3	280	25	4	Stanford	D-1A in '17
97	Nick Bosa	DL	6-4	266	22	2	Ohio State	D-1 in '19

Practice Squad

1	River Cracraft	WR	6-0	198	25	2	Washington State	FA in '20
14	Kevin White	WR	6-3	216	28	5	West Virginia	FA in '20
17	Jauan Jennings	WR	6-3	212	23	R	Tennessee	D-7 in '20
32	Johnathan Cyprien	S	6-1	211	30	8	Florida International	FA in '20
35	Tim Harris Jr.	CB	6-1	205	25	2	Virginia	D-6C in '19
40	Josh Hokin	FB	6-1	225	22	R	Fresno State	FA in '20
43	Jared Mayden	S	6-0	205	25	R	Alabama	FA in '20
48	Brian Allen	CB	6-3	215	26	3	Utah	FA in '20
48	Austin Walter	RB	5-8	190	24	1	Rice	FA in '19
59	Joe Walker	LB	6-2	236	27	5	Oregon	FA in '20
61	Dakoda Shepley	OL	6-5	290	25	1	British Columbia	FA in '20
62	Cody Conway	OL	6-6	307	24	1	Syracuse	FA in '20
62	Adam Shuler	DL	6-4	275	23	R	Florida	FA in '20
65	Darrion Daniels	DL	6-3	311	22	R	Nebraska	FA in '20
76	Josiah Coatney	DL	6-4	325	24	R	Mississippi	FA in '20

Practice Squad Suspended List

83	Chase Harrell	TE	6-4	249	24	R	Arkansas	FA in '20
----	---------------	----	-----	-----	----	---	----------	-----------

Reserve/Opt-Out List

17	Travis Benjamin	WR	5-10	175	30	9	Miami	FA in '20
64	Jake Brendel	OL	6-4	299	28	4	UCLA	FA in '20
78	Shon Coleman	T	6-5	310	28	5	Auburn	TR in '18 (Cle.)

2020 SAN FRANCISCO 49ERS ALPHABETICAL ROSTER

AS OF OCTOBER 20, 2020

NO	PLAYER	POS	HT	WT	Birthdate	EXP	COLLEGE	HOMETOWN
11	Aiyuk, Brandon	WR	6-0	200	3-17-98	R	Arizona State	Reno, NV
51	Al-Shaair, Azeez	LB	6-2	228	8-4-97	2	Florida Atlantic	Tampa, FL
56	Alexander, Kwon	LB	6-1	227	8-3-94	6	Louisiana State	Oxford, AL
91	Armstead, Arik	DL	6-7	290	11-15-93	6	Oregon	Elk Grove, CA
64	Barrett, Alex	DL	6-2	250	3-6-94	1	San Diego State	Mesa, AZ
3	Beathard, C.J.	QB	6-2	215	11-16-93	4	Iowa	Franklin, TN
84	Bourne, Kendrick	WR	6-1	190	8-4-95	4	Eastern Washington	Portland, OR
60	Brunskill, Daniel	OL	6-5	300	1-27-94	2	San Diego State	Valley Center, CA
66	Compton, Tom	OL	6-6	315	5-10-89	8	South Dakota	Rosemount, MN
82	Dwelle, Ross	TE	6-5	235	1-26-95	3	San Diego	El Dorado Hills, CA
45	Flannigan-Fowles, Demetrius	LB	6-2	210	9-4-96	1	Arizona	Tucson, AZ
10	Garoppolo, Jimmy	QB	6-2	225	11-2-91	7	Eastern Illinois	Arlington Heights, IL
90	Givens, Kevin	DL	6-1	285	3-1-97	1	Penn State	Newark, NJ
9	Gould, Robbie	K	6-0	190	12-6-82	16	Penn State	Jersey Shore, PA
50	Grasu, Hroniss	OL	6-3	301	8-12-91	2	Oregon	Encino, CA
57	Greenlaw, Dre	LB	6-0	230	5-25-97	2	Arkansas	Fayetteville, AR
36	Harris, Marcell	S	6-0	215	6-9-94	3	Florida	Orlando, FL
38	Hasty, JaMyca	RB	5-8	205	9-12-96	R	Baylor	Longview, TX
92	Hyder Jr., Kerry	DL	6-2	275	5-2-91	5	Texas Tech	Austin, TX
13	James, Richie	WR	5-9	185	9-5-95	3	Middle Tennessee State	Sarasota, FL
27	Johnson, Dontae	CB	6-2	200	12-1-91	7	North Carolina State	Pennington, NJ
93	Jones, D.J.	DL	6-0	305	1-19-95	4	Mississippi	Piedmont, SC
96	Jordan, Dion	DL	6-6	275	3-5-90	6	Oregon	Chandler, AZ
44	Juszczyk, Kyle	FB	6-1	235	4-23-91	8	Harvard	Lodi, OH
99	Kinlaw, Javon	DT	6-5	319	10-3-97	R	South Carolina	Charleston, SC
85	Kittle, George	TE	6-4	250	10-9-93	4	Iowa	Norman, OK
69	McGlinchey, Mike	T	6-8	310	1-12-95	3	Notre Dame	Philadelphia, PA
28	McKinnon, Jerick	RB	5-9	205	5-3-92	7	Georgia Southern	Marietta, GA
68	McKivitz, Colton	OL	6-6	301	8-9-96	R	West Virginia	Jacobsburg, OH
33	Moore, Tarvarius	DB	6-2	200	8-16-96	3	Southern Mississippi	Quitman, MS
41	Moseley, Emmanuel	CB	5-11	190	3-25-96	3	Tennessee	Greensboro, NC
31	Mostert, Raheem	RB	5-10	205	4-9-92	6	Purdue	New Smyrna Beach, FL
49	Motley, Parnell	CB	6-0	180	10-28-97	R	Oklahoma	Washington, DC
4	Mullens, Nick	QB	6-1	210	3-21-95	3	Southern Mississippi	Birmingham, AL
46	Pepper, Taybor	LS	6-4	245	5-28-94	3	Michigan State	Saline, MI
18	Pettis, Dante	WR	6-1	195	10-23-95	3	Washington	San Clemente, CA
19	Samuel, Deebo	WR	6-0	215	1-15-96	2	South Carolina	Inman, SC
67	Skule, Justin	OL	6-6	315	11-23-96	2	Vanderbilt	Clifton, VA
95	Street, Kentavious	DL	6-2	287	5-8-96	2	North Carolina State	Greenville, NC
29	Tartt, Jaquiski	S	6-1	215	2-18-92	6	Samford	Mobile, AL
47	Taylor, Jamar	CB	5-11	192	9-29-90	8	Boise State	La Mesa, CA
15	Taylor, Trent	WR	5-8	180	4-30-94	4	Louisiana Tech	Shreveport, LA
75	Tomlinson, Laken	OL	6-3	315	2-9-92	6	Duke	Chicago, IL
22	Verrett, Jason	CB	5-10	188	6-18-91	7	Texas Christian	Fairfield, CA
20	Ward, Jimmie	DB	5-11	195	7-18-91	7	Northern Illinois	Mobile, AL
54	Warner, Fred	LB	6-3	230	11-19-96	3	Brigham Young	San Marcos, CA
40	Webster, Ken	CB	5-11	191	6-19-96	2	Mississippi	Stockbridge, GA
71	Williams, Trent	T	6-5	320	7-19-88	11	Oklahoma	Longview, TX
30	Wilson Jr., Jeff	RB	6-0	213	11-16-95	3	North Texas	Elkhart, TX
6	Wishnowsky, Mitch	P	6-3	220	3-3-92	2	Utah	Perth, Australia
23	Witherspoon, Ankello	CB	6-3	195	3-21-95	4	Colorado	Sacramento, CA
89	Woerner, Charlie	TE	6-5	241	10-16-97	R	Georgia	Tiger, GA

Reserve/Physically Unable to Perform List

98	Blair III, Ronald	DL	6-4	270	1-21-93	5	Appalachian State	Greensboro, GA
58	Richburg, Weston	C	6-4	295	7-9-91	7	Colorado State	Bushland, TX
77	Taylor, Julian	DL	6-5	305	1-30-95	3	Temple	Williamstown, NJ

Injured Reserve List

94	Ansah, Ezekiel	DL	6-5	275	5-29-89	8	Brigham Young	Accra, Ghana
5	Austin, Tavon	WR	5-8	185	3-15-90	8	West Virginia	Baltimore, MD
97	Bosa, Nick	DL	6-4	266	10-23-97	2	Ohio State	Fort Lauderdale, FL
26	Coleman, Tevin	RB	6-1	210	4-16-93	6	Indiana	Oak Forest, IL
55	Ford, Dee	DL	6-2	252	3-19-91	7	Auburn	Odenville, AL
63	Garland, Ben	OL	6-5	304	4-6-88	7	Air Force	Grand Junction, CO
14	Hurd, Jalen	WR	6-5	230	1-23-96	2	Baylor	Hendersonville, TN
53	Nzeocha, Mark	LB	6-3	235	1-19-90	6	Wyoming	Bavaria, Germany
81	Reed, Jordan	TE	6-2	242	7-3-90	8	Florida	New London, CT
25	Sherman, Richard	CB	6-3	205	3-30-88	10	Stanford	Compton, CA
94	Thomas, Solomon	DL	6-3	280	8-26-95	4	Stanford	Coppell, TX
2	Thompson, Chris	WR	6-0	175	5-9-94	2	Florida	Gainesville, FL
24	Williams, K'Waun	CB	5-9	185	7-12-91	6	Pittsburgh	Montvale, NJ

Practice Squad

48	Allen, Brian	CB	6-3	215	10-21-93	3	Utah	La Marque, TX
76	Coatney, Josiah	DL	6-4	325	1-4-96	R	Mississippi	Douglasville, GA
62	Conway, Cody	OL	6-6	307	7-9-96	1	Syracuse	Plainfield, IL
1	Cracraft, River	WR	6-0	198	11-1-94	2	Washington State	Rancho Santa Margarita, CA
32	Cyprien, Johnathan	S	6-1	211	7-29-90	8	Florida International	North Miami Beach, FL
65	Daniels, Darrion	DL	6-3	311	12-4-97	R	Nebraska	Dallas, TX
35	Harris Jr., Tim	CB	6-1	205	7-31-95	2	Virginia	Richmond, VA
40	Hokit, Josh	FB	6-1	225	11-12-97	R	Fresno State	Clovis, CA
17	Jennings, Jauan	WR	6-3	212	7-10-97	R	Tennessee	Murfreesboro, TN
43	Mayden, Jared	S	6-0	205	6-24-98	R	Alabama	Sachse, TX
61	Shepley, Dakota	OL	6-5	290	12-27-94	1	British Columbia	Windsor, ON
62	Shuler, Adam	DL	6-4	275	12-16-96	R	Florida	Longwood, FL
59	Walker, Joe	LB	6-2	236	12-11-92	5	Oregon	Palos Verdes Estates, CA
48	Walter, Austin	RB	5-8	190	8-17-96	1	Rice	Crosby, TX
14	White, Kevin	WR	6-3	216	6-25-92	5	West Virginia	Emmaus, PA

Practice Squad Suspended List

83	Harrell, Chase	TE	6-4	249	5-16-96	R	Arkansas	Huffman, TX
----	----------------	----	-----	-----	---------	---	----------	-------------

Reserve/Opt-Out List

17	Benjamin, Travis	WR	5-10	175	12-29-89	9	Miami	Belle Glade, FL
64	Brendel, Jake	OL	6-4	299	9-10-92	4	UCLA	Plano, TX
78	Coleman, Shon	T	6-5	310	11-25-91	5	Auburn	Olive Branch, MS

2020 SAN FRANCISCO 49ERS POSITIONAL ROSTER

AS OF OCTOBER 20, 2020

NO	PLAYER	POS	HT	WT	DOB	EXP	COLLEGE	HOMETOWN	ACQUIRED
Quarterbacks (3)									
3	Beathard, C.J.	QB	6-2	215	11-16-93	4	Iowa	Franklin, TN	D-3B in '17
4	Mullens, Nick	QB	6-1	210	3-21-95	3	Southern Mississippi	Birmingham, AL	FA in '17
10	Garoppolo, Jimmy	QB	6-2	225	11-2-91	7	Eastern Illinois	Arlington Heights, IL	TR in '17 (NE)
Running Backs/Fullbacks (5)									
28	McKinnon, Jerick	RB	5-9	205	5-3-92	7	Georgia Southern	Marietta, GA	FA in '18
30	Wilson Jr., Jeff	RB	6-0	213	11-16-95	3	North Texas	Elkhart, TX	FA in '18
31	Mostert, Raheem	RB	5-10	205	4-9-92	6	Purdue	New Smyrna Beach, FL	FA in '16
38	Hasty, JaMycal	RB	5-8	205	9-12-96	R	Baylor	Longview, TX	FA in '20
44	Juszczyk, Kyle	FB	6-1	235	4-23-91	8	Harvard	Lodi, OH	FA in '17
Wide Receivers (6)									
11	Aiyuk, Brandon	WR	6-0	200	3-17-98	R	Arizona State	Reno, NV	D-1B in '20
13	James, Richie	WR	5-9	185	9-5-95	3	Middle Tennessee State	Sarasota, FL	D-7B in '18
15	Taylor, Trent	WR	5-8	180	4-23-94	4	Louisiana Tech	Shreveport, LA	D-5B in '17
18	Pettis, Dante	WR	6-1	195	10-23-95	3	Washington	San Clemente, CA	D-2 in '18
19	Samuel, Deebo	WR	6-0	215	1-15-96	2	South Carolina	Inman, SC	D-2 in '19
84	Bourne, Kendrick	WR	6-1	190	8-4-95	4	Eastern Washington	Portland, OR	FA in '17
Tight Ends (3)									
82	Dwelle, Ross	TE	6-5	235	1-26-95	3	San Diego	El Dorado Hills, CA	FA in '18
85	Kittle, George	TE	6-4	250	10-9-93	4	Iowa	Norman, OK	D-5A in '17
89	Woerner, Charlie	TE	6-5	241	10-16-97	R	Georgia	Tiger, GA	D-6 in '20
Offensive Line (8)									
50	Grasu, Hroniss	OL	6-3	301	8-12-91	6	Oregon	Encino, CA	FA in '20
60	Brunskill, Daniel	OL	6-5	300	1-27-94	2	San Diego State	Valley Center, CA	FA in '19
66	Compton, Tom	OL	6-6	315	5-10-89	8	South Dakota	Rosemount, MN	FA in '20
67	Skule, Justin	OL	6-6	315	11-23-96	2	Vanderbilt	Clifton, VA	D-6B in '19
68	McKivitz, Colton	OL	6-6	301	8-9-96	R	West Virginia	Jacobsburg, OH	D-5 in '20
69	McGlinchey, Mike	T	6-8	310	1-12-95	3	Notre Dame	Philadelphia, PA	D-1 in '18
71	Williams, Trent	T	6-5	320	7-19-88	11	Oklahoma	Longview, TX	TR in '20 (Was.)
75	Tomlinson, Laken	OL	6-3	315	2-9-92	6	Duke	Chicago, IL	TR in '17 (Det.)
Specialists (3)									
6	Wishnowsky, Mitch	P	6-2	220	3-3-92	2	Utah	Perth, Australia	D-4 in '19
9	Gould, Robbie	K	6-0	190	12-6-82	16	Penn State	Jersey Shore, PA	FA in '17
46	Pepper, Taybor	LS	6-4	245	5-28-94	3	Michigan State	Saline, MI	FA in '20
Defensive Line (8)									
64	Barrett, Alex	DL	6-2	250	3-6-94	1	San Diego State	Mesa, AZ	FA in '19
90	Givens, Kevin	DL	6-1	285	3-1-97	1	Penn State	Newark, NJ	FA in '19
91	Armstead, Arik	DL	6-7	290	11-15-93	6	Oregon	Elk Grove, CA	D-1 in '15
92	Hyder Jr., Kerry	DL	6-2	275	5-2-91	5	Texas Tech	Austin, TX	FA in '20
93	Jones, D.J.	DL	6-0	305	1-19-95	4	Mississippi	Piedmont, SC	D-6A in '17
95	Street, Kentavious	DL	6-2	287	5-8-96	2	North Carolina State	Greenville, NC	D-4 in '18
96	Jordan, Dion	DL	6-6	275	3-5-90	6	Oregon	Chandler, AZ	FA in '20
99	Kinlaw, Javon	DT	6-5	319	10-3-97	R	South Carolina	Charleston, SC	D-1A in '20
Linebackers (5)									
45	Flannigan-Fowles, Demetrius	LB	6-2	210	9-4-96	1	Arizona	Tucson, AZ	FA in '19
51	Al-Shaair, Azeez	LB	6-2	228	8-4-97	2	Florida Atlantic	Tampa, FL	FA in '19
54	Warner, Fred	LB	6-3	230	11-19-96	3	Brigham Young	San Marcos, CA	D-3A in '18
56	Alexander, Kwon	LB	6-1	227	8-3-94	6	Louisiana State	Oxford, AL	FA in '19
57	Greenlaw, Dre	LB	6-0	230	5-25-97	2	Arkansas	Fayetteville, AR	D-5 in '19
Defensive Backs (11)									
20	Ward, Jimmie	DB	5-11	195	7-18-91	7	Northern Illinois	Mobile, AL	D-1 in '14
22	Verrett, Jason	CB	5-10	188	6-18-91	7	Texas Christian	Fairfield, CA	FA in '19
23	Witherspoon, Ahkello	CB	6-3	195	3-21-95	4	Colorado	Sacramento, CA	D-3A in '17
27	Johnson, Dontae	CB	6-2	200	12-1-91	7	North Carolina State	Pennington, NJ	FA in '19
29	Tartt, Jaquiski	S	6-1	215	2-18-92	6	Samford	Mobile, AL	D-2 in '15
33	Moore, Tarvarius	DB	6-2	200	8-16-96	3	Southern Mississippi	Quitman, MS	D-3B in '18
36	Harris, Marcell	S	6-0	215	6-9-94	3	Florida	Orlando, FL	D-6 in '18
40	Webster, Ken	CB	5-11	191	6-19-96	2	Mississippi	Stockbridge, GA	FA in '20
41	Moseley, Emmanuel	CB	5-11	190	3-25-96	3	Tennessee	Greensboro, NC	FA in '18
47	Taylor, Jamar	CB	5-11	192	9-29-90	8	Boise State	La Mesa, CA	FA in '20
49	Motley, Parnell	CB	6-0	180	10-28-97	R	Oklahoma	Washington, DC	W in '20 (TB)
Reserve/Physically Unable to Perform List (3)									
58	Richburg, Weston	C	6-4	295	7-9-91	7	Colorado State	Bushland, TX	FA in '18
77	Taylor, Julian	DL	6-5	305	1-30-95	3	Temple	Williamstown, NJ	D-7A in '18
98	Blair III, Ronald	DL	6-4	270	1-21-93	5	Appalachian State	Greensboro, GA	D-5A in '16
Injured Reserve List (13)									
2	Thompson, Chris	WR	6-0	175	5-9-94	2	Florida	Gainesville, FL	FA in '19
5	Austin, Tavon	WR	5-8	185	3-15-90	8	West Virginia	Baltimore, MD	FA in '20
14	Hurd, Jalen	WR	6-5	230	1-23-96	2	Baylor	Hendersonville, TX	D-3 in '19
24	Williams, K'Waun	CB	5-9	185	7-12-91	6	Pittsburgh	Montvale, NJ	FA in '17
25	Sherman, Richard	CB	6-3	205	3-30-88	10	Stanford	Compton, CA	FA in '18
26	Coleman, Tevin	RB	6-1	210	4-16-93	6	Indiana	Oak Forest, IL	FA in '19
53	Nzeocha, Mark	LB	6-3	235	1-19-90	6	Wyoming	Bavaria, Germany	FA in '17
55	Ford, Dee	DL	6-2	252	3-19-91	7	Auburn	Odenville, AL	TR in '19 (KC)
63	Garland, Ben	OL	6-5	304	4-6-88	7	Air Force	Grand Junction, CO	FA in '19
81	Reed, Jordan	TE	6-2	242	7-3-90	8	Florida	New London, CT	FA in '20
94	Ansah, Ezekiel	DL	6-5	275	5-29-89	8	Brigham Young	Accra, Ghana	FA in '20
94	Thomas, Solomon	DL	6-3	280	8-26-95	4	Stanford	Coppell, TX	D-1A in '17
97	Bosa, Nick	DL	6-4	266	10-23-97	2	Ohio State	Fort Lauderdale, FL	D-1 in '19
Reserve/Opt-Out List (3)									
17	Benjamin, Travis	WR	5-10	175	12-29-89	9	Miami	Belle Glade, FL	FA in '20
64	Brendel, Jake	OL	6-4	299	9-10-92	4	UCLA	Plano, TX	FA in '20
78	Coleman, Shon	T	6-5	310	11-25-91	5	Auburn	Olive Branch, MS	TR in '18 (Cle.)

2020 SAN FRANCISCO 49ERS ROSTER BREAKDOWN

ROSTER BY EXPERIENCE				HOW THEY WERE BUILT		
PLAYER	EXP	GP/GS	W/SF	YEAR	PLAYER	ACQ
Gould, Robbie	16	227/0	51/0	2014	Jimmie Ward	D1
Williams, Trent	11	126/125	6/6	2015	Arik Armstead	D1
Sherman, Richard*	10	135/129	30/30		Jaquiski Tarrt	D2
Benjamin, Travis^	9	101/37	0/0	2016	Ronald Blair III&	D5a
Ansah, Ezekiel*	8	93/74	2/0		Raheem Mostert	FA
Austin, Tavon*	8	96/50	0/0	2017	K'Waun Williams*	FA
Compton, Tom	8	100/34	1/0		Robbie Gould	FA
Juszczyk, Kyle	8	112/74	48/42		Kyle Juszczyk	FA
Reed, Jordan*	8	68/35	3/0		Solomon Thomas*	D1a
Taylor, Jamar	8	93/43	3/2		Ahkello Witherspoon	D3a
Ford, Dee*	7	79/43	12/2		C.J. Beathard	D3b
Garland, Ben*	7	68/15	14/8		George Kittle	D5a
Garoppolo, Jimmy	7	46/30	29/28		Trent Taylor	D5b
Johnson, Dontae	7	77/23	74/23		D.J. Jones	D6a
McKinnon, Jerick	7	64/16	6/2		Kendrick Bourne	FA
Richburg, Weston&	7	79/78	28/28		Nick Mullens	FA
Verrett, Jason	7	30/26	5/4		Laken Tomlinson	TR
Ward, Jimmie	7	70/50	70/50		Mark Nzeocha*	FA
Alexander, Kwon	6	59/59	13/13		Jimmy Garoppolo	TR
Armstead, Arik	6	68/49	68/49	2018	Richard Sherman*	FA
Coleman, Tevin*	6	72/31	16/11		Weston Richburg&	FA
Grasu, Hroniss	6	22/14	4/1		Jerick McKinnon	FA
Jordan, Dion	6	54/4	4/0		Mike McGlinchey	D1
Mostert, Raheem	6	54/4	41/4		Dante Pettis	D2
Nzeocha, Mark*	6	52/3	45/3		Fred Warner	D3a
Tarrt, Jacquiski	6	65/49	65/49		Tarvarius Moore	D3b
Tomlinson, Laken	6	85/77	53/53		Kentavious Street	D4
Williams, K'Waun*	6	73/36	47/26		Marcell Harris	D6
Blair III, Ronald&	5	47/2	47/2		Julian Taylor&	D7a
Coleman, Shon^	5	23/16	0/0		Richie James	D7b
Hyder Jr., Kerry	5	46/6	6/4		Shon Coleman^	TR
Beathard, C.J.	4	15/10	15/10		Ross Dwelley	FA
Bourne, Kendrick	4	49/12	49/12		Moseley, Emmanuel	FA
Brendel, Jake^	4	21/3	0/0		Jeff Wilson Jr.	FA
Jones, D.J.	4	36/21	36/21	2019	Dee Ford*	TR
Kittle, George	4	49/41	49/41		Kwon Alexander	FA
Taylor, Trent	4	35/1	35/1		Tevin Coleman*	FA
Thomas, Solomon*	4	48/30	48/30		Jason Verrett	FA
Witherspoon, Ahkello	4	40/30	40/30		Daniel Brunskill	FA
Dwelley, Ross	3	33/8	33/8		Ben Garland*	FA
Harris, Marcell	3	27/9	27/9		Nick Bosa*	D1
James, Richie	3	31/3	31/3		Deebo Samuel	D2
McGlinchey, Mike	3	34/34	34/34		Jalen Hurd*	D3
Moore, Tarvarius	3	38/5	38/5		Mitch Wishnowsky	D4
Moseley, Emmanuel	3	21/13	21/13		Dre Greenlaw	D5
Mullens, Nick	3	12/10	12/10		Justin Skule	D6b
Pepper, Taybor	3	23/0	3/0		Azeez Al-Shaair	FA
Pettis, Dante	3	27/12	27/12		Demetrius Flannigan-Fowles	FA
Taylor, Julian&	3	12/0	12/0		Kevin Givens	FA
Warner, Fred	3	38/38	38/38		Dontae Johnson	FA
Wilson Jr., Jeff	3	21/2	21/2		Chris Thompson*	FA
Al-Shaair, Azeez	2	21/5	21/5	2020	Tom Compton	FA
Bosa, Nick*	2	18/16	18/16		Travis Benjamin^	FA
Brunskill, Daniel	2	20/13	20/13		Jake Brendel^	FA
Greenlaw, Dre	2	20/13	20/13		Kerry Hyder Jr.	FA
Hurd, Jalen*	2	0/0	0/0		Javon Kinlaw	D1a
Samuel, Deebo	2	18/13	18/13		Brandon Aiyuk	D1b
Skule, Justin	2	21/8	21/8		Colton McKivitz	D5
Street, Kentavious	2	8/0	8/0		Charlie Woerner	D6
Thompson, Chris*	2	13/0	0/0		Trent Williams	TR
Webster, Ken	2	13/5	5/0		JaMycal Hasty	FA
Wishnowsky, Mitch	2	22/0	22/0		Dion Jordan	FA
Barrett, Alex	1	4/0	2/0		Jordan Reed*	FA
Flannigan-Fowles, Demetrius	1	4/0	4/0		Tavon Austin*	FA
Givens, Kevin	1	7/0	7/0		Hroniss Grasu	FA
Aiyuk, Brandon	R	5/5	5/5		Ken Webster	FA
Hasty, JaMycal	R	4/0	4/0		Ezekiel Ansah*	FA
Kinlaw, Javon	R	6/4	6/4		Taybor Pepper	FA
McKivitz, Colton	R	5/0	5/0		Alex Barrett	FA
Motley, Parnell	R	2/0	0/0		Jamar Taylor	FA
Woerner, Charlie	R	6/0	6/0		Parnell Motley	W

*Injured Reserve

&Reserve/Physically Unable to Perform

^Reserve/Opt-Out

2020 SAN FRANCISCO 49ERS PARTICIPATION CHART

PLAYER	ARZ 9-13	at NYJ 9-20	at NYG 9-27	PHI 10-4	MIA 10-11	LAR 10-18	at NE 10-25	at SEA 11-1	GB 11-5	at NO 11-15	at LAR 11-29	BUF 12-7	WAS 12-13	at DAL 12-20	at ARZ 12-26/27	SEA 1-3	GP	GS	DNP	IA
Aiyuk, Brandon	IA	WR	WR	WR	WR	WR											5	5	0	1
Al-Shaair, Azeez	P	P	P	SAM	P	P											6	1	0	0
Alexander, Kwon	WILL	WILL	WILL	WILL	WILL	IA											5	5	0	1
Allen, Brian	NR	PS	PS	PS	RCB	PS											1	1	0	0
Angulo, Christian	NR	PS	NR	NR	NR	NR											0	0	0	0
Ansah, Ezekiel*	NR	NR	P	P	IR	IR											2	0	0	0
Armstead, Arik	LDE	LDE	LDE	LDE	LDE	LDE											6	6	0	0
Austin, Tavon*	IR	IR	IR	IR	IR	IR											0	0	0	0
Barrett, Alex	NR	NR	PS	PS	P	P											2	0	0	0
Beathard, C.J.	IA	IA	DNP	P	P	IA											2	0	1	3
Benjamin, Travis^	OO	OO	OO	OO	OO	OO											0	0	0	0
Blair III, Ronald&	PUP	PUP	PUP	PUP	PUP	PUP											0	0	0	0
Bosa, Nick*	RDE	RDE	IR	IR	IR	IR											2	2	0	0
Bourne, Kendrick	WR	WR	WR	WR	P	P											6	4	0	0
Brendel, Jake^	OO	OO	OO	OO	OO	OO											0	0	0	0
Brunskill, Daniel	RG	RG	RG	RG	RG	RG											6	6	0	0
Coatney, Josiah	NR	NR	NR	NR	PS	PS											0	0	0	0
Coleman, Shon^	OO	OO	OO	OO	OO	OO											0	0	0	0
Coleman, Tevin*	P	P	IR	IR	IR	IR											2	0	0	0
Compton, Tom	P	IA	IA	IA	IA	IA											1	0	0	5
Conway, Cody	NR	NR	NR	PS	PS	PS											0	0	0	0
Craycraft, River	PS	PS	PS	PS	PS	PS											0	0	0	0
Cyprien, Johnathan	PS	PS	PS	PS	PS	PS											0	0	0	0
Daniels, Darrion	PS	PS	PS	PS	PS	IA											0	0	0	1
Dwelle, Ross	P	TE	TE	P	P	P											6	2	0	0
Flannigan-Fowles, Demetrius	IA	IA	P	P	P	P											4	0	0	2
Ford, Dee*	P	IA	IA	IR	IR	IR											1	0	0	2
Garland, Ben	IA	C	C	C	C	C											5	5	0	1
Garoppolo, Jimmy	QB	QB	IA	IA	QB	QB											4	4	0	2
Givens, Kevin	P	P	P	P	P	P											6	0	0	0
Gould, Robbie	P	P	P	P	P	P											6	0	0	0
Grasu, Hroniss	C	P	P	DNP	DNP	P											4	1	2	0
Greenlaw, Dre	P	SAM	IA	IA	P	WILL											4	2	0	2
Harrell, Chase	PS	PS	PS	SUS	SUS	SUS											0	0	0	0
Harris Jr., Tim	PS	IR	IR	IR	PS	PS											0	0	0	0
Harris, Marcell	P	P	P	P	P	P											6	0	0	0
Hasty, JaMycal	PS	PS	P	P	P	P											4	0	0	0
Helm, Daniel	NR	NR	NR	IA	IA	P											1	0	0	2
Hokit, Josh	PS	PS	PS	PS	PS	PS											0	0	0	0
Hurd, Jalen*	IR	IR	IR	IR	IR	IR											0	0	0	0
Hyder Jr., Kerry	P	P	RDE	RDE	RDE	RDE											6	4	0	0
James, Richie	P	IR	IR	IR	IR	P											2	0	0	0
Jennings, Jauan	PS	PS	PS	PS	PS	PS											0	0	0	0
Johnson, Dontae	P	P	P	RCB	IA	IA											4	1	0	2
Jones, D.J.	RDT	RDT	RDT	RDT	RDT	RDT											6	6	0	0
Jordan, Dion	PS	PS	P	P	P	P											4	0	0	0
Juszczyk, Kyle	FB	FB	FB	FB	FB	FB											6	6	0	0
Kinlaw, Javon	P	P	LDT	LDT	LDT	LDT											6	4	0	0
Kittle, George	TE	IA	TE	TE	TE	TE											4	4	0	2
Mayden, Jared	PS	PS	PS	PS	PS	PS											0	0	0	0
McGlinchey, Mike	RT	RT	RT	RT	RT	RT											6	6	0	0
McKinnon, Jerick	P	P	RB	RB	P	P											6	2	0	0
McKivitz, Colton	DNP	P	P	P	P	P											5	0	1	0
Moore, Tarvarius	P	P	P	P	P	P											6	0	0	0
Moseley, Emmanuel	RCB	LCB	RCB	IA	IA	RCB											4	4	0	2
Mostert, Raheem	RB	RB	IA	IA	RB	RB											4	4	0	2
Motley, Parnell	NR	NR	NR	NR	NR	EXP											0	0	0	0
Mullens, Nick	DNP	P	QB	QB	IA	DNP											3	2	2	1
Nelson, Kyle	P	P	P	IR	IR	NR											3	0	0	0
Nzeocha, Mark*	P	P	P	IR	IR	IR											3	0	0	0
Pepper, Taybor	NR	NR	NR	P	P	P											3	0	0	0
Pettis, Dante	WR	P	P	P	IA	IA											4	1	0	2
Reed, Jordan*	P	P	P	IR	IR	IR											3	0	0	0
Reynolds, Ross	IR	NR	NR	NR	NR	NR											0	0	0	0
Richburg, Weston&	PUP	PUP	PUP	PUP	PUP	PUP											0	0	0	0
Samuel, Deebo	IR	IR	IR	P	WR	WR											3	2	0	0
Sanu, Mohamed	NR	P	P	P	NR	NR											3	0	0	0
Shepley, Dakota	PS	PS	PS	PS	PS	PS											0	0	0	0
Sherman, Richard*	LCB	IR	IR	IR	IR	IR											1	1	0	0
Shuler, Adam	NR	NR	NR	NR	PS	PS											0	0	0	0
Skule, Justin	P	P	P	P	P	P											6	0	0	0
Street, Kentavious	IA	P	P	P	P	P											5	0	0	1
Sweet, William	PS	PS	PS	NR	NR	NR											0	0	0	0
Tartt, Jaquiski	SS	SS	SS	SS	SS	SS											6	6	0	0
Taumoepau, Charlie	NR	NR	NR	PS	NR	NR											0	0	0	0
Taylor, Jamar	NR	NR	NR	P	NR	NR											3	2	0	0
Taylor, Jullian&	PUP	PUP	PUP	PUP	PUP	PUP											0	0	0	0
Taylor, Trent	P	P	P	P	P	P											6	0	0	0
Thomas, Solomon*	LDT	LDT	IR	IR	IR	IR											2	2	0	0
Thompson, Chris*	IR	IR	IR	IR	IR	IR											0	0	0	0
Tomlinson, Laken	LG	LG	LG	LG	LG	LG											6	6	0	0
Verrett, Jason	IA	IA	LCB	LCB	LCB	LCB											4	4	0	2
Walker, Joe	PS	PS	P	P	PS	PS											2	0	0	0
Walter, Austin	NR	NR	PS	PS	PS	PS											0	0	0	0
Ward, Jimmie	FS	FS	FS	FS	FS	FS											6	6	0	0
Warner, Fred	MIKE	MIKE	MIKE	MIKE	MIKE	MIKE											6	6	0	0
Webster, Ken	NR	P	P	P	P	P											5	0	0	0
White, Kevin	PS	PS	PS	PS	P	P											2	0	0	0
Williams, K'Waun*	NB	P	NB	P	IR	IR											4	2	0	0
Williams, Trent	LT	LT	LT	LT	LT	LT											6	6	0	0
Wilson Jr., Jeff	P	P	P	P	P	IA											5	0	0	1
Wishnowsky, Mitch	P	P	P	P	P	P											6	0	0	0
Witherspoon, Ahkello	P	RCB	IA	IA	P	P											4	1	0	2
Woerner, Charlie	P	P	P	P	P	P											6	0	0	0

Position = Starter, P = Played, DNP = Did Not Play, IA = Inactive, IR = Injured Reserve, PUP = Physically Unable to Perform, PS = Practice Squad, PS-INJ = Practice Squad Injured, NFI = Non-Football Injury, SUS = Suspended, EXP = Roster Exemption, OO = Reserve/Opt-Out, RC = Reserve/COVID-19, BYE = Week 11, NR = Not on Roster.

2020 SAN FRANCISCO 49ERS GAME-BY-GAME STARTERS

OFFENSE

Opp	WR	LT	LG	C	RG	RT	TE	WR	FB	RB	QB	Other
ARZ	Pettis	T. Williams	Tomlinson	Grasu	Brunskill	McGlinchey	Kittle	Bourne	Juszczyk	Mostert	Garoppolo	
at NYJ	Aiyuk	T. Williams	Tomlinson	Garland	Brunskill	McGlinchey	Dwelle	Bourne	Juszczyk	Mostert	Garoppolo	
at NYG	Aiyuk	T. Williams	Tomlinson	Garland	Brunskill	McGlinchey	Dwelle	Bourne	Juszczyk	McKinnon	Mullens	
PHI	Aiyuk	T. Williams	Tomlinson	Garland	Brunskill	McGlinchey	Kittle	Bourne	Juszczyk	McKinnon	Mullens	
MIA	Samuel	T. Williams	Tomlinson	Garland	Brunskill	McGlinchey	Kittle	Aiyuk	Juszczyk	Mostert	Garoppolo	
LAR	Samuel	T. Williams	Tomlinson	Garland	Brunskill	McGlinchey	Kittle	Aiyuk	Juszczyk	Mostert	Garoppolo	
at NE												
at SEA												
GB												
at NO												
at LAR												
BUF												
WAS												
at DAL												
at ARZ												
SEA												

DEFENSE

Opp	LDE	LDT	RDT	RDE	SAM	MIKE	WILL	LCB	RCB	SS	FS	Other
ARZ	Armstead	Thomas	Jones	Bosa		Warner	Alexander	Sherman	Moseley	Tartt	Ward	K. Williams (NB)
at NYJ	Armstead	Thomas	Jones	Bosa	Greenlaw	Warner	Alexander	Moseley	Witherspoon	Tartt	Ward	
at NYG	Armstead	Kinlaw	Jones	Hyder Jr.		Warner	Alexander	Verrett	Moseley	Tartt	Ward	K. Williams (NB)
PHI	Armstead	Kinlaw	Jones	Hyder Jr.	Al-Shaair	Warner	Alexander	Verrett	Johnson	Tartt	Ward	
MIA	Armstead	Kinlaw	Jones	Hyder Jr.		Warner	Alexander	Verrett	Allen	Tartt	Ward	Ja. Taylor (NB)
LAR	Armstead	Kinlaw	Jones	Hyder Jr.		Warner	Greenlaw	Verrett	Moseley	Tartt	Ward	Ja. Taylor (NB)
at NE												
at SEA												
GB												
at NO												
at LAR												
BUF												
WAS												
at DAL												
at ARZ												
SEA												

INACTIVES

Opp	
ARZ	Beathard/Aiyuk/Verrett/Flannigan–Fowles/Garland/Street
at NYJ	Beathard/Verrett/Flannigan–Fowles/Ford/Compton/Kittle
at NYG	Garoppolo/Witherspoon/Mostert/Ford/Greenlaw/Compton/Kittle
PHI	Garoppolo/Witherspoon/Mostert/Moseley/Greenlaw/Compton/Helm
MIA	Mullens/Pettis/Johnson/Moseley/Compton/Helm
LAR	Beathard/Pettis/Johnson/Wilson Jr./Alexander/Daniels/Compton
at NE	
at SEA	
GB	
at NO	
at LAR	
BUF	
WAS	
at DAL	
at ARZ	
SEA	

2020 SAN FRANCISCO 49ERS TRANSACTIONS

1-1	Signed NT Earl Mitchell to a one-year deal. Waived DB Antone Exum Jr. Signed DL Jonathan Kongbo to a Reserve/Future contract.	4-25	Acquired T Trent Williams from Washington in exchange for a 2020 fifth-round (156th overall) draft choice and a 2021 third-round draft choice. T Joe Staley retired from the National Football League. Traded RB Matt Breida to the Miami Dolphins in exchange for a fifth-round (153rd overall) draft choice. Traded WR Marquise Goodwin and a sixth-round (210th overall) draft choice to the Philadelphia Eagles for a sixth-round (190th overall) draft choice. Selected OL Colton McKivitz in the fifth round (153rd overall) of the 2020 NFL Draft. Selected TE Charlie Woerner in the sixth round (190th overall) of the 2020 NFL Draft. Selected WR Jauan Jennings in the seventh round (217th overall) of the 2020 NFL Draft.
1-2	Opened the practice window for LB Kwon Alexander.	4-27	Waived S Jacob Thieneman.
1-3	Signed S Derrick Kindred to a Reserve/Future contract.	4-28	Signed the following nine undrafted rookie free agents to three-year deals: CB DeMarkus Acy, DL Darriin Daniels, WR Chris Finke, LB Jonas Griffith, TE Chase Harrell, RB JaMyca Hasty, FB Josh Hokit, S Jared Mayden and QB Broc Rutter.
1-8	Signed S Chris Edwards to a Reserve/Future contract.	5-1	Exclusive rights free agent QB Nick Mullens signed his one-year tender. Signed RB Salvon Ahmed to a three-year deal.
1-10	Activated LB Kwon Alexander to the active roster from the Injured Reserve List. Placed DL Kentavious Street on the Injured Reserve List.	6-15	Signed head coach Kyle Shanahan to a multi-year contract extension.
1-14	Signed OL Leonard Wester to a Reserve/Future contract.	6-19	Signed OL Colton McKivitz to a four-year deal.
1-22	Signed DL Willie Henry Jr. to a Reserve/Future contract.	6-24	Signed WR Jauan Jennings to a four-year deal.
2-4	Signed LB Joey Alfieri, OL Kofi Amichia, CB Jermaine Kelly, G Ross Reynolds, S Jacob Thieneman and WR Chris Thompson to two-year deals. Also signed CB Teez Tabor to a one-year deal.	6-26	Signed DL Javon Kinlaw and WR Brandon Aiyuk to four-year deals.
2-5	Signed LB Demetrius Flannigan-Fowles and DL Ray Smith to two-year deals.	7-6	Signed CB Jamar Taylor to a one-year deal. Waived/Non-Football Injury CB Teez Tabor.
2-7	Signed OL Jake Brendel to a one-year deal.	7-27	Placed WR Richie James Jr. on the Reserve/COVID-19 List. Signed TE Charlie Woerner to a four-year deal.
2-11	Signed DL Alex Barrett and OL Jaryd Jones-Smith to two-year deals.	7-28	Exclusive rights free agent CB Emmanuel Moseley signed his one-year tender. Placed the following players on the Active/Physically Unable to Perform List: DL Ronald Blair III, WR Shawn Poindexter, C Weston Richburg, DL Kentavious Street & DL Jullian Taylor. Placed the following players on the Active/Non-Football Injury List: DB D.J. Reed Jr. & WR Deebo Samuel. Waived the following players: LB Joey Alfieri, CB Jermaine Kelly, S Derrick Kindred, QB Broc Rutter & OL Ray Smith. Waived/Non-Football Injury WR Chris Finke. Waived/Non-Football Illness DL Willie Henry Jr.
2-12	Signed DL Ethan Westbrooks to a one-year deal.	7-30	Waived DL Alex Barrett Released OL Leonard Wester Placed RB Jeff Wilson Jr. on the Reserve/COVID-19 List.
2-14	Released DL Ethan Westbrooks.	8-2	Re-signed DL Alex Barrett to a one-year deal.
3-5	Tendered one-year contracts to exclusive rights free agents OL Daniel Brunskill, TE Ross Dwelley, CB Emmanuel Moseley, QB Nick Mullens and RB Jeff Wilson Jr. Exercised the 2020 contract options for FB Kyle Juszczyk and CB K'Waun Williams.	8-4	Activated WR Shawn Poindexter & DL Kentavious Street from the Active/Physically Unable to Perform List. Activated RB Jeff Wilson Jr. from the Reserve/COVID-19 List. Activated WR Richie James Jr. from the Reserve/COVID-19 List and placed him on the Active/Non-Football Injury List. Waived/Non-Football Injury DB D.J. Reed Jr. Waived S Chris Edwards.
3-16	Signed DL Arik Armstead to a five-year contract extension through the 2024 season.	8-5	Placed WR Travis Benjamin on the Reserve/Opt-Out List.
3-17	Tendered one-year contracts to restricted free agents WR Kendrick Bourne and RB Matt Breida.	8-7	Signed DL Dion Jordan to a one-year deal. Placed OL Jake Brendel and T Shon Coleman on the Reserve/Opt-Out List.
3-18	Traded DL DeForest Buckner to the Indianapolis Colts in exchange for the Colts 2020 first-round (13th overall) draft choice.	8-9	Signed TE Jordan Reed to a one-year deal.
3-20	Exclusive rights free agent OL Daniel Brunskill signed his one-year tender.	8-10	Signed general manager John Lynch to a multi-year contract extension.
3-23	Re-signed DL Ronald Blair III to a one-year deal.	8-12	Signed OL William Sweet to a one-year deal.
3-24	Re-signed DB Jimmie Ward to a three-year deal, signed LB Joe Walker to a one-year deal and that exclusive rights free agent TE Ross Dwelley signed his one-year tender.		
3-25	Signed DL Kerry Hyder Jr. to a one-year deal.		
3-28	Re-signed OL Ben Garland to a one-year deal.		
4-1	Released OL Mike Person.		
4-3	Signed WR Travis Benjamin and OL Tom Compton to one-year deals.		
4-6	Restricted free agent WR Kendrick Bourne signed his one-year tender.		
4-13	Re-signed CB Dontae Johnson and CB Jason Verrett to one-year deals.		
4-16	Restricted free agent RB Matt Breida signed his one-year tender.		
4-20	Exclusive rights free agent RB Jeff Wilson Jr. signed his one-year tender.		
4-23	Traded the first of the 49ers two 2020 first-round (13th overall) draft choices and the second of the 49ers two seventh-round (245th overall) draft choices to Tampa Bay in exchange for the Buccaneers 2020 first-round (14th overall) draft choice and the Buccaneers fourth-round (117th overall) draft choice. Selected DT Javon Kinlaw in the first round (14th overall) of the 2020 NFL Draft. Traded the second of the 49ers two 2020 first-round (31st overall) draft choices, the first of the 49ers two fourth-round (117th overall) draft choices and the second of the 49ers two fifth-round (176th overall) draft choices to Minnesota for the Vikings first-round (25th overall) draft choice. Selected WR Brandon Aiyuk in the first round (25th overall) of the 2020 NFL Draft.		

2020 SAN FRANCISCO 49ERS TRANSACTIONS (CONT.)

8-13	Signed OL Spencer Long to a one-year deal. Waived DL Alex Barrett.	9-26	Promoted OL Hroniss Grasu to the active roster from the team's practice squad. Activated RB JaMycal Hasty and LB Joe Walker from the team's practice squad. Placed RB Tevin Coleman on the Injured Reserve List.
8-14	Signed TE George Kittle to a five-year contract extension through the 2025 season.	9-28	RB JaMycal Hasty and LB Joe Walker reverted back to the team's practice squad.
8-15	Signed WR Tavon Austin and WR J.J. Nelson to one-year deals. Waived TE Daniel Helm and waived/injured WR Chris Thompson.	9-29	Released OL William Sweet from the team's practice squad.
8-16	Placed OL Spencer Long on the Reserve/Retired List.	9-30	Signed TE Daniel Helm from the Tampa Bay Buccaneers practice squad to a one-year deal and signed LS Taybor Pepper to a one-year deal. Placed LB Mark Nzeocha on the Injured Reserve List and waived LS Kyle Nelson.
8-20	Signed WR Jaron Brown, S Johnathan Cyprien and OL Hroniss Grasu to one-year deals and DB Evan Foster to a three-year deal. Waived CB DeMarkus Aycoff and LB Jonas Griffith. Placed WR Jalen Hurd on the Injured Reserve List.		Opened the practice window for WR Deebo Samuel. Signed OL Cody Conway and TE Charlie Taumoepeau to the team's practice squad.
8-25	Signed TE Erik Swoope to a one-year deal. Waived RB Salvon Ahmed.	10-1	The NFL placed TE Chase Harrell on the Practice Squad Suspended List.
8-27	Signed WR River Cracraft and WR Kevin White to one-year deals. Released WR Jaron Brown and waived/injured DL Jonathan Kongbo	10-2	Signed CB Jamar Taylor to the team's practice squad.
8-29	Signed TE MarQueis Gray and OL Dakoda Shepley to one-year deals. Waived OL Kofi Amichia and TE Erik Swoope.	10-3	Activated WR Deebo Samuel to the active roster. Promoted RB JaMycal Hasty to the active roster from the team's practice squad. Placed DL Dee Ford and TE Jordan Reed on the Injured Reserve List. Activated CB Jamar Taylor and LB Joe Walker from the team's practice squad.
8-30	Re-signed DL Alex Barrett to a one-year deal. Placed WR J.J. Nelson on the Injured Reserve List.	10-5	CB Jamar Taylor and LB Joe Walker reverted back to the team's practice squad.
8-31	Placed LB Fred Warner on the Reserve/COVID-19 List.	10-6	Released WR Mohamed Sanu. Released TE Charlie Taumoepeau from the team's practice squad.
9-2	Signed DL Cameron Malveaux to a one-year deal.	10-7	Promoted DL Alex Barrett to the active roster from the team's practice squad. Opened the practice window for WR Richie James. Restored CB Tim Harris Jr. to the practice squad from the practice squad Injured Reserve List and signed DL Josiah Coatney and DL Adam Shuler to the practice squad.
9-3	Activated WR Richie James from the Active/Non-Football Injury List. Placed WR Tavon Austin on the Injured Reserve List.	10-10	Promoted CB Jamar Taylor to the active roster from the team's practice squad. Placed DL Ezekiel Ansah and CB K'Waun Williams on the Injured Reserve List. Activated CB Brian Allen and WR Kevin White from the team's practice squad.
9-5	Activated WR Deebo Samuel from Active/Non-Football Injury List. Placed DL Ronald Blair III, C Weston Richburg and DL Jullian Taylor on the Reserve/Physically Unable to Perform List Waived/Injured OL Ross Reynolds. Released the following 23 players: DL Alex Barrett, WR River Cracraft, S Johnathan Cyprien, DL Darrion Daniels, LB Evan Foster, OL Hroniss Grasu, TE MarQueis Gray, TE Chase Harrell, CB Tim Harris Jr., RB JaMycal Hasty, FB Josh Hokit, WR Jauan Jennings, CB Dontae Johnson, OL Jaryd Jones-Smith, DL Dion Jordan, DL Cameron Malveaux, S Jared Mayden, WR Shawn Poindexter, OL Dakoda Shepley, OL William Sweet, CB Jamar Taylor, LB Joe Walker & WR Kevin White.	10-12	CB Brian Allen and WR Kevin White reverted back to the team's practice squad.
9-6	Signed the following 16 players to the team's practice squad: WR River Cracraft, S Johnathan Cyprien, DL Darrion Daniels, OL Hroniss Grasu, TE Chase Harrell, CB Tim Harris Jr., RB JaMycal Hasty, FB Josh Hokit, WR Jauan Jennings, CB Dontae Johnson, DL Dion Jordan, S Jared Mayden, OL Dakoda Shepley, OL William Sweet, LB Joe Walker & WR Kevin White.	10-13	Claimed CB Parnell Motley off waivers from the Tampa Bay Buccaneers.
9-9	Activated LB Fred Warner from the Reserve/Covid-19 List.	10-17	Activated WR Richie James to the active roster from the Injured Reserve List. Activated DL Darrion Daniels and WR Kevin White from the team's practice squad.
9-12	Activated OL Hroniss Grasu and CB Dontae Johnson from the team's practice squad. Placed WR Deebo Samuel on the Injured Reserve List.	10-19	DL Darrion Daniels and WR Kevin White reverted back to the team's practice squad.
9-14	OL Hroniss Grasu and CB Dontae Johnson reverted back to the team's practice squad.	10-20	CB Parnell Motley completed COVID-19 protocols, passed his physical and added to the team's active roster. Placed OL Ben Garland on the Injured Reserve List. Waived TE Daniel Helm.
9-16	Promoted CB Dontae Johnson to the active roster from the team's practice squad. Signed CB Ken Webster from the Miami Dolphins practice squad to a one-year deal. Placed CB Richard Sherman on the Injured Reserve List. Signed CB Brian Allen and CB Christian Angulo to the team's practice squad. Placed CB Tim Harris Jr. on the practice squad Injured Reserve List.		
9-18	Signed WR Mohamed Sanu to a one-year deal. Placed WR Richie James on the Injured Reserve List.		
9-19	Activated OL Hroniss Grasu from the team's practice squad.		
9-21	OL Hroniss Grasu reverted back to the team's practice squad.		
9-22	Released CB Christian Angulo from the team's practice squad.		
9-23	Signed DL Ezekiel Ansah to a one-year deal. Promoted DL Dion Jordan to the active roster from the team's practice squad. Placed DL Nick Bosa and DL Solomon Thomas on the Injured Reserve List. Signed DL Alex Barrett and RB Austin Walter to the team's practice squad.		

2020 SAN FRANCISCO 49ERS REGULAR SEASON STATISTICS

Date	W/L	Score	Opponent	Rushing	No	Yds	Avg	Long	TD
9/13	L	20-24	Arizona	R. Mostert	51	303	5.9	80t	1
9/20	W	31-13	at New York Jets	R. McKinnon	41	211	5.1	55	3
9/27	W	36-9	at New York Giants	B. Aiyuk	4	69	17.3	38t	2
10/4	L	20-25	Philadelphia	J. Wilson Jr.	21	51	2.4	9	1
10/11	L	17-43	Miami	J. Hasty	11	46	4.2	10	0
10/18	W	24-16	Los Angeles Rams	T. Coleman	18	30	1.7	10	0
10/25			at New England	K. Juszczyk	3	18	6.0	7t	1
11/1			at Seattle	J. Garoppolo	5	17	3.4	9	0
11/5			Green Bay	G. Kittle	2	17	8.5	9	0
11/15			at New Orleans	D. Samuel	3	7	2.3	10	0
11/29			at Los Angeles Rams	N. Mullens	6	-2	-0.3	3	0
12/7			Buffalo	49ers	165	767	4.6	80t	8
12/13			Washington	Opponents	160	650	4.1	25	4
12/20			at Dallas						
TBD			at Arizona						
1/3			Seattle						

Team Statistics	49ers	Opponents
Total First Downs	132	116
Rushing	33	40
Passing	85	60
Penalty	14	16
3rd Down: Made/Att	29/70	28/75
3rd Down Pct.	41.4%	37.3%
4th Down: Made/Att	1/6	5/9
4th Down Pct.	16.7%	55.6%
Possession Avg.	32:01	27:59
Total Net Yards	2,211	1,926
Avg. Per Game	368.5	321.0
Total Plays	392	368
Avg. Per Play	5.6	5.2
Net Yards Rushing	767	650
Avg. Per Game	127.8	108.3
Total Rushes	165	160
Net Yards Passing	1,444	1,276
Avg. Per Game	240.7	212.7
Sacked/Yards Lost	18/137	10/53
Gross Yards	1,581	1,329
Attempts/Completions	209/137	198/123
Completion Pct.	65.6%	62.1%
Had Intercepted	5	4
Punts/Average	21/43.9	24/47.9
Net Punting Avg.	40.4	43.2
Penalties/Yards	36/337	35/323
Fumbles/Ball Lost	5/2	9/2
Touchdowns	18	13
Rushing	8	4
Passing	10	8
Returns	0	1

Score By Periods	Q1	Q2	Q3	Q4	OT	Pts
49ers	37	48	27	36	0	148
Opponents	32	31	19	48	0	130

Scoring	TD	Ru	Pa	Rt	PAT	FG	2Pt	Pts
R. Gould	0	0	0	0	16/16	8/9	0	40
J. McKinnon	4	3	1	0	0/0	0/0	0	24
B. Aiyuk	3	2	1	0	0/0	0/0	0	18
J. Reed	2	0	2	0	0/0	0/0	0	12
R. Mostert	2	1	1	0	0/0	0/0	0	12
G. Kittle	2	0	2	0	0/0	0/0	0	12
J. Wilson Jr.	2	1	1	0	0/0	0/0	0	12
D. Samuel	1	0	1	0	0/0	0/0	0	6
K. Juszczyk	1	1	0	0	0/0	0/0	0	6
K. Bourne	1	0	1	0	0/0	0/0	0	6
49ers	18	8	10	0	16/16	8/9	0	148
Opponents	13	4	8	1	11/12	13/15	1	130

2-Pt. Conversions: 49ers 0/2, Opponents 1/1

Sacks:

49ers: K. Hyder Jr. 3.5, D. Jones 2.0, A. Armstead 1.5, K. Alexander 1.0, D. Jordan 1.0, J. Taylor 1.0 **Total: 10.0** **Opponents: 18.0**

Receiving	No	Yds	Avg	Long	TD
G. Kittle	30	380	12.7	44t	2
K. Bourne	17	271	15.9	25	1
J. McKinnon	17	117	6.9	26	1
B. Aiyuk	14	165	11.8	20	1
R. Mostert	11	150	13.6	76t	1
D. Samuel	11	120	10.9	35	1
J. Reed	11	85	7.7	18t	2
K. Juszczyk	6	75	12.5	41	0
T. Taylor	6	45	7.5	20	0
R. Dwelley	5	54	10.8	20	0
J. Wilson Jr.	4	67	16.8	19t	1
T. Coleman	3	34	11.3	18	0
M. Sanu	1	9	9.0	9	0
J. Hasty	1	9	9.0	9	0
49ers	137	1581	11.5	76t	10
Opponents	123	1329	10.8	70	8

Interceptions	No	Yds	Avg	Long	TD
J. Tartt	1	16	16.0	16	0
F. Warner	1	0	0.0	0	0
A. Al-Shaair	1	0	0.0	0	0
J. Verrett	1	0	0.0	0	0
49ers	4	16	4.0	16	0
Opponents	5	122	24.4	30t	1

Punting	No	Yds	Avg	Net	TB	In	Lg	B
M. Wishnowsky	20	922	46.1	40.4	1	10	59	1
49ers	21	922	43.9	40.4	1	10	59	1
Opponents	24	1149	47.9	43.2	2	10	63	0

Punt Returns	Ret	FC	Yds	Avg	Long	TD
T. Taylor	4	3	38	9.5	17	0
R. James	2	1	20	10.0	12	0
D. Pettis	2	2	14	7.0	8	0
49ers	8	6	72	9.0	17	0
Opponents	9	7	54	6.0	15	0

Kickoff Returns	No	Yds	Avg	Long	TD
J. McKinnon	4	87	21.8	29	0
R. James	1	21	21.0	21	0
K. White	1	20	20.0	20	0
49ers	6	128	21.3	29	0
Opponents	13	274	21.1	42	0

Field Goals	1-19	20-29	30-39	40-49	50+
R. Gould	0/0	2/2	2/2	2/2	2/3
49ers	0/0	2/2	2/2	2/2	2/3
Opponents	0/0	3/3	2/2	5/6	3/4

Gould: (52G, 24G) (46G) (52G, 32G, 55N, 26G) () (37G) (49G)
Opponents: (52N, 56G, 49N) (41G, 25G) (52G, 42G, 47G) (35G) (26G, 50G, 29G, 31G, 49G) (42G)

Fumbles Lost: C. Beathard 1, N. Mullens 1 Total: 2

Opponent Fumble Recoveries: D. Jordan 1, T. Moore 1 **Total: 2**

Passing	Att	Cmp	Yds	Cmp%	Yds/Att	TD	TD%	Int	Int%	Long	Sack/Lost	Rating
J. Garoppolo	99	63	735	63.6%	7.4	7	7.1%	2	2.0%	76t	7/47	101.2
N. Mullens	73	51	614	69.9%	8.4	2	2.7%	3	4.1%	38	8/61	87.4
C. Beathard	37	23	232	62.2%	6.3	1	2.7%	0	0.0%	20	3/29	89.0
49ers	209	137	1,581	65.6%	7.6	10	4.8%	5	2.4%	76t	18/137	94.2
Opponents	198	123	1,329	62.1%	6.7	8	4.0%	4	2.0%	70	10/53	86.9

2020 DEFENSIVE & SPECIAL TEAMS STATISTICS

DEFENSIVE STATISTICS

PLAYER	TACKLES			For Loss	Quarterback			FF	FR
	Total	Solo	Ast		Sacks	INT	PD		
F. Warner	50	33	17	2	0.0	1	2	0	0
K. Alexander	30	22	8	3	1.0	0	0	1	0
J. Ward	30	19	11	0	0.0	0	1	0	0
E. Moseley	25	18	7	0	0.0	0	5	0	0
J. Tartt	21	16	5	1	0.0	1	3	0	0
K. Hyder Jr.	20	11	9	4	3.5	0	0	0	0
D. Greenlaw	19	15	4	2	0.0	0	1	0	0
A. Armstead	16	9	7	2	1.5	0	2	0	0
J. Kinlaw	13	6	7	0	0.0	0	3	0	0
K. Williams	12	8	4	1	0.0	0	2	0	0
J. Verrett	11	10	1	0	0.0	1	3	0	0
A. Witherspoon	9	6	3	0	0.0	0	0	0	0
D. Jones	8	6	2	4	2.0	0	1	0	0
J. Taylor	7	7	0	2	1.0	0	1	0	0
N. Bosa	6	3	3	0	0.0	0	0	1	0
A. Al-Shaair	6	4	2	0	0.0	1	1	0	0
K. Givens	6	5	1	2	0.0	0	0	0	0
D. Johnson	5	4	1	0	0.0	0	2	0	0
M. Harris	5	5	0	0	0.0	0	2	2	0
D. Jordan	5	4	1	1	1.0	0	0	0	1
R. Sherman	4	4	0	0	0.0	0	0	0	0
T. Moore	4	3	1	0	0.0	0	0	0	1
D. Ford	3	1	2	0	0.0	0	0	0	0
K. Street	3	3	0	0	0.0	0	0	0	0
B. Allen	3	3	0	0	0.0	0	0	0	0
S. Thomas	2	0	2	0	0.0	0	0	0	0
D. Flannigan-Fowles	2	2	0	0	0.0	0	0	0	0
A. Barrett	1	0	1	0	0.0	0	0	0	0
TOTALS	326	227	99	24	10.0	4	29	4	2

SACKS (10.0)

K. Hyder Jr. (3.5) – 1.0 vs. Arz., 1.0 at NYG, 0.5 vs. Phi., 1.0 vs. Mia.
D. Jones (2.0) – 1.0 vs. Arz., 1.0 vs. Phi.
A. Armstead (1.5) – 1.0 at NYJ, 0.5 vs. Phi.
K. Alexander (1.0) – 1.0 vs. Mia.
D. Jordan (1.0) – 1.0 at NYG
J. Taylor (1.0) – 1.0 vs. Phi.

INTERCEPTIONS (4)

J. Tartt (1) – 1–16 vs. Arz.
A. Al-Shaair (1) – 1–0 vs. Phi.
J. Verrett (1) – 1–0 vs. LAR
F. Warner (1) – 1–0 at NYG

SINGLE-GAME BESTS

Tackles: 15 by Emmanuel Moseley vs. Arz.
Tackles For Loss: 1, six times, last by Dre Greenlaw vs. LAR
Sacks: 1.0, five times, last by Kwon Alexander & Kerry Hyder Jr. vs. Mia.
Interceptions: 1, four times, last by Jason Verrett vs. LAR
Passes Defensed: 3 by Emmanuel Moseley at NYJ
Forced Fumbles: 2 by Marcell Harris vs. LAR
Fumble Recoveries: 1 by Dion Jordan & Tarvarius Moore at NYG
Special Teams Tackles: 2, four times, last by Tarvarius Moore vs. LAR

SPECIAL TEAMS

PLAYER	Tot	Solo	Ast	FF	FR
T. Moore	4	3	1	0	0
M. Wishnowsky	3	3	0	0	0
D. Flannigan-Fowles	3	3	0	0	0
K. Webster	3	3	0	0	0
D. Johnson	2	1	1	0	0
M. Harris	2	1	1	0	0
J. Tartt	2	2	0	0	0
R. Dwelley	2	2	0	0	0
J. Ward	2	2	0	0	0
J. Hasty	2	2	0	0	0
D. Greenlaw	2	2	0	0	0
A. Al-Shaair	1	0	1	0	0
A. Armstead	1	1	0	0	0
R. James	1	0	1	0	0
TOTALS	30	25	5	0	0

BLOCKED PATs (1)

D. Jordan (1) – blocked S. Sloman's PAT vs. LAR

2020 49ERS OFFENSIVE GAME-BY-GAME TEAM STATISTICS

[illegible]

Third Down

Conversions	2	7	8	5	2	5	29
Attempts	11	13	12	11	10	13	70
Percentage	18.2	53.8	66.7	45.5	20.0	38.5	41.4

4th Down

Conversions	0	0	0	0	0	1	1
Attempts	2	0	0	1	2	1	6

Time of Possession

49ers	28:34	32:13	39:44	30:31	23:07	37:55	32:01
-------	-------	-------	-------	-------	-------	-------	-------

Total Net Yards

Plays	61	59	73	70	59	70	392
Yards	366	359	420	417	259	390	2,211
Average	6.0	6.1	5.8	6.0	4.4	5.6	5.6

Rushing

Attempts	25	29	35	20	19	37	165
Yards	123	182	93	116	131	122	767
Average	4.9	6.3	2.7	5.8	6.9	3.3	4.6

Passing

Net	243	177	327	301	128	268	1,444
Sacks	3	3	2	5	5	0	18
Yards	16	25	16	37	43	0	137
Gross	259	202	343	338	171	268	1,581
Attempts	33	27	36	45	35	33	209
Completions	19	22	25	32	16	23	137
Percentage	57.6	81.5	69.4	71.1	45.7	69.7	65.6
Interceptions	0	1	0	2	2	0	5

Punting

Number	5	4	0	4	3	5	21
Average	35.6	49.8	–	44.3	44.3	47.0	43.9
Net	34.0	44.8	–	42.3	41.3	41.2	40.4

Penalties

Number	5	5	6	6	7	7	36
Yards	53	59	45	42	75	63	337

Fumbles

Number	0	2	0	1	2	0	5
Lost	0	0	0	1	1	0	2

Red Zone

Number	4	3	6	3	3	2	21
Touchdowns	1	3	4	2	2	2	14
Field Goals	1	0	2	0	1	0	4

Touchdowns

Rushing	0	2	3	2	1	0	8
Passing	2	2	1	1	1	3	10
Returns	0	0	0	0	0	0	0

2020 49ERS DEFENSIVE GAME-BY-GAME TEAM STATISTICS

[illegible]

Third Down

Conversions	7	5	4	4	4	4	28
Attempts	14	14	10	13	12	12	75
Percentage	50.0	35.7	40.0	30.8	33.3	33.3	37.3

4th Down

Conversions	0	0	1	2	2	0	5
Attempts	0	2	2	2	2	1	9

Time of Possession

49ers	31:26	27:47	20:16	29:29	36:53	22:05	27:59
-------	-------	-------	-------	-------	-------	-------	-------

Total Net Yards

Plays	78	62	49	59	63	57	368
Yards	404	277	231	267	436	311	1,926
Average	5.2	4.5	4.7	4.5	6.9	5.5	5.2

Rushing

Attempts	36	29	15	28	33	19	160
Yards	180	104	66	93	94	113	650
Average	5.0	3.6	4.4	3.3	2.8	5.9	4.1

Passing

Net	224	173	165	174	342	198	1,276
Sacks	2	1	2	3	2	0	10
Yards	6	6	14	19	8	0	53
Gross	230	179	179	193	350	198	1,329
Attempts	40	32	32	28	28	38	198
Completions	26	21	17	18	22	19	123
Percentage	65.0	65.6	53.1	64.3	78.6	50.0	62.1
Interceptions	1	0	1	1	0	1	4

Punting

Number	4	5	1	6	2	6	24
Average	47.8	44.4	54.0	51.2	42.0	48.5	47.9
Net	40.5	40.4	54.0	46.8	33.5	45.2	43.2

Penalties

Number	9	5	5	3	7	6	35
Yards	102	65	28	25	69	34	323

Fumbles

Number	2	0	4	2	1	0	9
Lost	0	0	2	0	0	0	2

Red Zone

Number	2	2	0	2	6	3	15
Touchdowns	2	0	0	1	3	1	7
Field Goals	0	2	0	1	3	1	7

Touchdowns

Rushing	2	0	0	1	1	0	4
Passing	1	1	0	1	3	2	8
Returns	0	0	0	1	0	0	1

2020 SAN FRANCISCO 49ERS TEAM HIGHS & LOWS

SAN FRANCISCO 49ERS

	Bests/Highs	Opponent	Date		Worsts/Lows	Opponent	Date
First Downs	29	at New York Giants	9/27/20		17	at New York Jets	9/20/20
Third-Down %	8-12-67%	at New York Giants	9/27/20		2-11-18%	vs. Arizona	9/13/20
Total Net Yards	420	at New York Giants	9/27/20		259	vs. Miami	10/11/20
Offensive Plays	73	at New York Giants	9/27/20		59	2 times, last vs. Mia.	10/11/20
Avg. Per Play	6.1	at New York Jets	9/20/20		4.4	vs. Miami	10/11/20
Rushing Yards	182	at New York Jets	9/20/20		93	at New York Giants	9/27/20
Rushes	37	vs. Los Angeles Rams	10/18/20		19	vs. Miami	10/11/20
Rushing Avg.	6.9	vs. Miami	10/11/20		2.7	at New York Giants	9/27/20
Net Passing Yards	327	at New York Giants	9/27/20		128	vs. Miami	10/11/20
Completions	32	vs. Philadelphia	10/4/20		16	vs. Miami	10/11/20
Attempts	45	vs. Philadelphia	10/4/20		27	at New York Jets	9/20/20
Completions %	81.5	at New York Jets	9/20/20		45.7	vs. Miami	10/11/20
Avg. Gain Per Passing Play	8.6	at New York Giants	9/27/20		3.2	vs. Miami	10/11/20
Interceptions Thrown	0	3 times, last vs. LAR	10/18/20		2	2 times, last vs. Mia.	10/11/20
Fumbles Lost	0	4 times, last vs. LAR	10/18/20		1	2 times, last vs. Mia.	10/11/20
Turnovers	0	3 times, last vs. LAR	10/18/20		3	2 times, last vs. Mia.	10/11/20
Penalties	5	2 times, last at NYJ	9/20/20		7	2 times, last vs. LAR	10/18/20
Penalty Yards	42	vs. Philadelphia	10/4/20		75	vs. Miami	10/11/20
Gross Punting Avg.	49.8	at New York Jets	9/20/20		35.6	vs. Arizona	9/13/20
Net Punting Avg.	44.8	at New York Jets	9/20/20		34.0	vs. Arizona	9/13/20
Time of Poss.	39:44	at New York Giants	9/27/20		23:07	vs. Miami	10/11/20

OPPONENTS

	Worsts/Lows	Opponent	Date		Bests/Highs	Opponent	Date
First Downs	13	at New York Giants	9/27/20		29	vs. Arizona	9/13/20
Third-Down %	4-13-31%	vs. Philadelphia	10/4/20		7-14-50%	vs. Arizona	9/13/20
Total Net Yards	231	at New York Giants	9/27/20		436	vs. Miami	10/11/20
Offensive Plays	49	at New York Giants	9/27/20		78	vs. Arizona	9/13/20
Avg. Per Play	4.5	at New York Jets	9/20/20		6.9	vs. Miami	10/11/20
Rushing Yards	66	at New York Giants	9/27/20		180	vs. Arizona	9/13/20
Rushes	15	at New York Giants	9/27/20		36	vs. Arizona	9/13/20
Rushing Avg.	2.8	vs. Miami	10/11/20		5.9	vs. Los Angeles Rams	10/18/20
Net Passing Yards	165	vs. Philadelphia	10/4/20		342	vs. Miami	10/11/20
Completions	17	at New York Giants	9/27/20		26	vs. Arizona	9/13/20
Attempts	28	2 times, last vs. Mia.	10/11/20		40	vs. Arizona	9/13/20
Completions %	50.0	vs. Los Angeles Rams	10/18/20		78.6	vs. Miami	10/11/20
Avg. Gain Per Passing Play	4.9	at New York Giants	9/27/20		11.4	vs. Miami	10/11/20
Interceptions Thrown	1	4 times, last vs. LAR	10/18/20		0	2 times, last vs. Mia.	10/11/20
Fumbles Lost	2	at New York Giants	9/27/20		0	5 times, last vs. LAR	10/18/20
Turnovers	3	at New York Giants	9/27/20		0	2 times, last vs. Mia.	10/11/20
Penalties	9	vs. Arizona	9/13/20		3	vs. Philadelphia	10/4/20
Penalty Yards	102	vs. Arizona	9/13/20		25	vs. Philadelphia	10/4/20
Gross Punting Avg.	42.0	vs. Miami	10/11/20		54.0	at New York Giants	9/27/20
Net Punting Avg.	33.5	vs. Miami	10/11/20		54.0	at New York Giants	9/27/20
Time of Poss.	20:16	at New York Giants	9/27/20		36:53	vs. Miami	10/11/20

2020 SAN FRANCISCO 49ERS INDIVIDUAL HIGHS

Long Plays		Player	Opponent	Date
Longest Run (yards)	80t	Raheem Mostert	at New York Jets	9/20/20
Longest TD Run (yards)	80t	Raheem Mostert	at New York Jets	9/20/20
Longest Pass Completion (yards)	76t	Jimmy Garoppolo–Raheem Mostert	vs. Arizona	9/13/20
Longest TD Pass (yards)	76t	Jimmy Garoppolo–Raheem Mostert	vs. Arizona	9/13/20
Longest Interception Return (yards)	16	Jaquiski Tartt	vs. Arizona	9/13/20
Longest Kickoff Return (yards)	29	Jerick McKinnon	at New York Jets	9/20/20
Longest Punt Return (yards)	17	Trent Taylor	vs. Miami	10/11/20
Longest Punt (yards)	59	Mitch Wishnowsky	at New York Jets	9/20/20
Longest Field Goal (yards)	52	Two times, most recently Robbie Gould	at New York Giants	9/27/20
Single–Game Highs		Player	Opponent	Date
Most Points Scored	12	Two times, most recently Robbie Gould & Jeff Wilson Jr.	at New York Giants	9/27/20
Most Touchdowns	2	Two times, most recently Jeff Wilson Jr.	at New York Giants	9/27/20
Most Field Goals Attempted	4	Robbie Gould	at New York Giants	9/27/20
Most Field Goals Made	3	Robbie Gould	at New York Giants	9/27/20
Most Rushing Yards	92	Raheem Mostert	at New York Jets	9/20/20
Most Rushing Attempts	17	Raheem Mostert	vs. Los Angeles Rams	10/18/20
Highest Rushing Avg. (Min. 10 att.)	8.2	Raheem Mostert	vs. Miami	10/11/20
Most Pass Completions	25	Nick Mullens	at New York Giants	9/27/20
Most Pass Attempts	36	Nick Mullens	at New York Giants	9/27/20
Most Gross Passing Yards	343	Nick Mullens	at New York Giants	9/27/20
Highest Avg. Yards/Per Att. (Min. 10 att.)	8.6	Nick Mullens	at New York Giants	9/27/20
Fewest Interceptions Thrown (Min. 10 att.)	0	Six times, most recently Jimmy Garoppolo	vs. Los Angeles Rams	10/18/20
Fewest Times Sacked (Min. 10 att.)	0	Jimmy Garoppolo	vs. Los Angeles Rams	10/18/20
Most Receptions	15	George Kittle	vs. Philadelphia	10/4/20
Most Receiving Yards	183	Raheem Mostert	vs. Philadelphia	10/4/20
Most Kickoff Returns	3	Jerick McKinnon	at New York Jets	9/20/20
Most Kickoff Return Yards	71	Jerick McKinnon	at New York Jets	9/20/20
Most Punt Returns	2	Two times, most recently Richie James	vs. Los Angeles Rams	10/18/20
Most Punt Return Yards	21	Trent Taylor	vs. Arizona	9/13/20
Most Interceptions	1	Four times, most recently Jason Verrett	vs. Los Angeles Rams	10/18/20
Most Interception Return Yardage	16	Jaquiski Tartt	vs. Arizona	9/13/20
Most Tackles	15	Emmanuel Moseley	vs. Arizona	9/13/20
Most Sacks	1.0	Five times, most recently Kwon Alexander & Kerry Hyder Jr.	vs. Miami	10/11/20

2020 SAN FRANCISCO 49ERS TURNOVER BREAKDOWN

TAKEAWAYS

Date	Opponent	Turnover	Starting L.O.S.	Point of Turnover	Resulting L.O.S.	Qtr.	Result (pts)
9/13	vs Arz.	Jaquiski Tarrt INT (K. Murray)	ARZ 37	ARZ 42	ARZ 26	2	Field Goal (3)
9/20	at NYJ	None					
9/27	at NYG	D. Jordan FR	NYG 47	NYG 42	NYG 42	1	Field Goal (3)
		F. Warner INT (D. Jones)	NYG 25	NYG 32	NYG 32	2	Field Goal (3)
		T. Moore FR (M. Harris FF)	SF 41	SF 19	SF 19	4	End of Game (0)
10/4	vs. Phi.	A. Al-Shaair INT (C. Wentz)	SF 39	SF 35	SF 35	1	Punt (0)
10/11	vs. Mia.	None					
10/18	vs. LAR	J. Verrett INT (J. Goff)	SF 2*	Endzone	SF 20	3	Punt (0)

Regular Season Totals: 6 takeaways resulted in 9 points

GIVEAWAYS

Date	Opponent	Turnover	Starting L.O.S.	Point of Turnover	Resulting L.O.S.	Qtr.	Result (pts)
9/13	vs. Arz.	None					
9/20	at NYJ	N. Mullens INT (P. Desir)	SF 39	SF 45	SF 22	3	Field Goal (3)
9/27	at NYG	None					
10/4	vs. Phi.	N. Mullens INT (T. Taylor)	PHI 14*	PHI 6	PHI 27	2	Punt (0)
		N. Mullens FUMBLE (C. LeBlanc FF)	SF 45	SF 42	SF 42	4	Touchdown (7)
		N. Mullens INT (A. Singleton)	SF 25	SF 30	Endzone	4	Touchdown (7)
10/11	vs. Mia.	J. Garoppolo INT (B. McCain)	SF 25	MIA 44	SF 37	2	Field Goal (3)
		J. Garoppolo INT (X. Howard)	SF 25	SF 48	SF 19	2	Field Goal (3)
		C. Beathard FUMBLE (E. Ogbah FF)	SF 42	SF 31	SF 31	4	End of Game (0)
10/18	vs. LAR	None					

Regular Season Totals: 7 giveaways resulted in 23 points

L.O.S. – Line of scrimmage

* – Red zone play

(ST) – Special teams play

(TB) – Touchback

GAME-BY-GAME TURNOVER DIFFERENTIAL

Date	Opp	Takeaways	Giveaways	Game Total	Total
9/13	Arz.	1	0	+1	+1
9/20	at NYJ	0	1	-1	0
9/27	at NYG	3	0	+3	+3
10/4	Phi.	1	3	-2	+1
10/11	Mia.	0	3	-3	-2
10/18	LAR	1	0	+1	-1
10/25	at NE				
11/1	at Sea.				
11/5	GB				
11/15	at NO				
11/29	at LAR				
12/7	Buf.				
12/13	Was.				
12/20	at Dal.				
TBD	at Arz.				
1/3	Sea.				

2020 SAN FRANCISCO 49ERS THIRD DOWN EFFICIENCY

49ERS THIRD-AND ...

Date	Opp	1	2	3	4	5	6	7	8	9	10	11+	Totals
9/13	Arz.	0/0	0/0	0/2	0/1	1/3	0/0	0/0	1/1	0/1	0/0	0/3	2/11
9/20	at NYJ	0/0	1/2	1/1	1/2	0/0	1/2	0/1	1/2	1/2	0/0	1/1	7/13
9/27	at NYG	2/2	1/1	0/0	0/0	0/1	1/2	0/0	2/2	1/1	1/1	0/2	8/12
10/4	Phi.	2/2	0/0	0/0	0/0	1/1	1/1	1/1	0/0	0/0	0/3	0/3	5/11
10/11	Mia.	1/2	0/0	1/1	0/0	0/1	0/0	0/1	0/0	0/0	0/2	0/3	2/10
10/18	LAR	1/1	1/1	0/0	0/0	0/2	0/1	2/3	1/1	0/1	0/1	0/2	5/13
10/25	at NE												
11/1	at Sea.												
11/5	GB												
11/15	at NO												
11/29	at LAR												
12/7	Buf.												
12/13	Was.												
12/20	at Dal.												
TBD	at Arz												
1/3	at Sea.												
Regular Season Totals:		6/7	3/4	2/4	1/3	2/8	3/6	3/6	5/6	2/5	1/7	1/14	29/70
		85.7	75.0	50.0	33.3	25.0	50.0	50.0	83.3	40.0	14.3	7.1	41.4

OPPONENTS THIRD-AND ...

Date	Opp	1	2	3	4	5	6	7	8	9	10	11+	Totals
9/13	Arz.	2/2	0/0	0/0	0/0	0/2	2/3	1/2	1/1	0/0	0/2	1/2	7/14
9/20	at NYJ	0/1	0/0	2/4	1/1	2/2	0/0	0/2	0/0	0/1	0/1	0/2	5/14
9/27	at NYG	1/1	1/1	0/0	0/0	0/0	0/0	0/1	1/1	0/2	0/2	1/2	4/10
10/4	Phi.	2/2	1/1	1/1	0/0	0/0	0/2	0/0	0/4	0/2	0/0	0/1	4/13
10/11	Mia.	0/1	0/0	2/3	0/0	0/2	0/0	0/0	0/1	0/0	0/2	2/3	4/12
10/18	LAR	0/0	0/1	0/0	1/2	0/1	1/2	0/1	0/2	1/1	1/1	0/1	4/12
10/25	at NE												
11/1	at Sea.												
11/5	GB												
11/15	at NO												
11/29	at LAR												
12/7	Buf.												
12/13	Was.												
12/20	at Dal.												
TBD	at Arz												
1/3	at Sea.												
Regular Season Totals:		5/7	2/3	5/8	2/3	2/7	3/7	1/6	2/9	1/6	1/8	4/11	28/75
		71.4	66.7	62.5	66.7	28.6	42.9	16.7	22.2	16.7	12.5	36.4	37.3

2020 SAN FRANCISCO 49ERS RED ZONE PRODUCTION

SAN FRANCISCO 49ERS

Date	Opp	Poss	TD	PAT	2-Pt.	FG	MFG/ BFG	INT	FUM	DWNS/ Punt	HF	GM	PTS	TD%	SCORE PCT.	PTS/ POSS
9/13	Arz.	4	1	1	0	1	0	0	0	2	0	0	10	25.0%	50.0%	2.5
9/20	at NYJ	3	3	3	0	0	0	0	0	0	0	0	21	100.0%	100.0%	7.0
9/27	at NYG	6	4	3	0	2	0	0	0	0	0	0	33	66.7%	100.0%	5.5
10/4	Phi.	3	2	1	0	0	0	1	0	0	0	0	13	66.7%	66.7%	4.3
10/11	Mia.	3	2	2	0	1	0	0	0	0	0	0	17	66.7%	100.0%	5.7
10/18	LAR	2	2	2	0	0	0	0	0	0	0	0	14	100.0%	100.0%	7.0
10/25	at NE															
11/1	at Sea.															
11/5	GB															
11/15	at NO															
11/29	at LAR															
12/7	Buf.															
12/13	Was.															
12/20	at Dal.															
TBD	at Arz.															
1/3	Sea.															
TOTALS		21	14	12	0	4	0	1	0	2	0	0	108	66.7%	85.7%	5.1

OPPONENTS

Date	Opp	Poss	TD	PAT	2-Pt.	FG	MFG/ BFG	INT	FUM	DWNS/ Punt	HF	GM	PTS	TD%	SCORE PCT.	PTS/ POSS
9/13	Arz.	2	2	2	0	0	0	0	0	0	0	0	14	100.0%	100.0%	7.0
9/20	at NYJ	2	0	0	0	2	0	0	0	0	0	0	6	0.0%	100.0%	3.0
9/27	at NYG	0	0	0	0	0	0	0	0	0	0	0	0	—	—	—
10/4	Phi.	2	1	0	1	1	0	0	0	0	0	0	11	50.0%	100.0%	5.5
10/11	Mia.	6	3	3	0	3	0	0	0	0	0	0	30	50.0%	100.0%	5.0
10/18	LAR	3	1	0	0	1	0	0	0	0	0	0	9	33.3%	66.7%	3.0
10/25	at NE															
11/1	at Sea.															
11/5	GB															
11/15	at NO															
11/29	at LAR															
12/7	Buf.															
12/13	Was.															
12/20	at Dal.															
TBD	at Arz.															
1/3	Sea.															
TOTALS		15	7	5	1	7	0	0	0	0	0	0	70	46.7%	93.3%	4.7

2020 SAN FRANCISCO 49ERS BIG PLAYS

Rushes of 10–yards or more; Pass completions of 20–yards or more; Returns of 30–yards or more

9/13/20 VS. ARIZONA

CARDINALS

Run	Pass	Ret.	Description
11			Kenyan Drake run
20			Chase Edmonds run
		42	Chase Edmonds kickoff return
25			Kyler Murray run
11			Kyler Murray run
22t			Kyler Murray run
10			Kenyan Drake run
15			Kyler Murray run
	33		Kyler Murray to DeAndre Hopkins

49ERS

Run	Pass	Ret.	Description
14			Raheem Mostert run
	76t		Jimmy Garoppolo to Raheem Mostert
16			Jerick McKinnon run
	41		Jimmy Garoppolo to Kyle Juszczyk
10			Tevin Coleman run

9/20/20 AT NEW YORK JETS

49ERS

Run	Pass	Ret.	Description
80t			Raheem Mostert run
55			Jerick McKinnon run
	24		Nick Mullens to Kendrick Bourne
16t			Jerick McKinnon run

JETS

Run	Pass	Ret.	Description
13			Frank Gore run
12			Josh Malone run
		32	Josh Malone kickoff return
10			La'Mical Perine
	27		Sam Darnold to Chris Hogan
	30t		Sam Darnold to Braxton Berrios

9/27/20 AT NEW YORK GIANTS

49ERS

Run	Pass	Ret.	Description
	20		Nick Mullens to Trent Taylor
	20		Nick Mullens to Ross Dwelley
11			Jerick McKinnon run
10t			Jerick McKinnon run
	26		Nick Mullens to Jerick McKinnon
19t			Brandon Aiyuk run
	20		Nick Mullens to Branon Aiyuk

GIANTS

Run	Pass	Ret.	Description
19			Daniel Jones run
	23		Daniel Jones to Darius Slayton
23			Daniel Jones run
	29		Daniel Jones to Damion Ratley
	22		Daniel Jones to Darius Slayton

10/4/20 VS. PHILADELPHIA

EAGLES

Run	Pass	Ret.	Description
	20		Carson Wentz to Greg Ward
	28		Carson Wentz to Miles Sanders
11t			Carson Wentz run
14			Jalen Hurts run
	23		Carson Wentz to Richard Rodgers
	42t		Carson Wentz to Travis Fulgham
		30t	Alex Singleton INT return

49ERS

Run	Pass	Ret.	Description
15			Jerick McKinnon run
10			Deebo Samuel run
38t			Brandon Aiyuk run
	38		Nick Mullens to George Kittle
11			Jerick McKinnon run
	20		Nick Mullens to George Kittle
	20		C.J. Beathard to Kendrick Bourne

2020 SAN FRANCISCO 49ERS BIG PLAYS

Rushes of 10–yards or more; Pass completions of 20–yards or more; Returns of 30–yards or more

10/18/20 VS. LOS ANGELES RAMS

RAMS

Run	Pass	Ret.	Description
10			Jared Goff run
18			Darrell Henderson Jr. run
11			Darrell Henderson Jr. run
	31		Jared Goff to Tyler Higbee
11			Darrell Henderson Jr. run
13			Darrell Henderson Jr. run
	40t		Jared Goff to Josh Reynolds

49ERS

Run	Pass	Ret.	Description
	35		Jimmy Garoppolo to Deebo Samuel
15			Raheem Mostert run
	44t		Jimmy Garoppolo to George Kittle
	25		Jimmy Garoppolo to Kendrick Bourne
10			JaMychal Hasty run

THE LAST TIME ...

TEAM TOTALS

Won in Overtime

By 49ers:	12/16/18	49ers win vs. Seattle, 26–23
By Opponent:	11/11/19	Seahawks win vs. Seattle, 27–24
	1/22/12	Giants win vs. New York, 20–17 – NFC–C

Won by Scoring in the Last Two Minutes of Regulation

By 49ers:	12/21/19	49ers win vs. Los Angeles Rams, 34–31 (last score at 0:00)
	1/5/14	49ers win at Green Bay, 23–20 (last score at 0:00) – NFC–WC
By Opponent:	12/15/19	Falcons win vs. Atlanta, 29–22 (last score at 0:00)
	1/20/91	Giants win vs. New York, 15–13 (last score at 0:00) – NFC–C

Tied Game by Scoring in the Last Two Minutes of Regulation

By 49ers:	11/11/19	49ers loss vs. Seattle, 24–27 (OT) (tied game at 0:01)
By Opponent:	10/15/18	Packers win at Green Bay, 33–30 (tied game at 1:55)

Shutout

By 49ers:	10/20/19	49ers win at Washington, 9–0
	12/29/96	49ers win vs. Philadelphia, 14–0 – NFC–WC
By Opponent:	11/21/10	Buccaneers win vs. Tampa Bay, 21–0

Won by 20–or–More Points

By 49ers:	9/27/20	49ers win at New York Giants, 36–9
	1/29/95	49ers win at San Diego, 49–26 – SB XXIX
By Opponent:	10/11/20	Dolphins win vs. Miami, 43–17
	1/12/03	Buccaneers win at Tampa Bay, 31–6 – NFC–D

Won After Trailing by 20–or–More Points

By 49ers:	10/2/11	49ers win at Philadelphia, 24–23 (Eagles ahead 23–3 in 3rd Q)
	1/5/03	49ers win vs. New York, 39–38 (Giants ahead 38–14 in 3rd Q) – NFC–WC
By Opponent:	12/20/14	Chargers win vs. San Diego, 38–35 (OT) (49ers ahead 28–7 in 2nd Q)

Held a 28–or–More Point Lead

By 49ers:	11/24/19	49ers win vs. Green Bay, 37–8 (49ers ahead 37–8 in 4th Q)
	1/29/95	49ers win vs. San Diego, 49–26 (49ers ahead 49–18 in 4th Q) – SB XXIX
By Opponent:	12/30/18	Rams win at Los Angeles, 48–32 (Rams ahead 48–17 in 4th Q)
	1/4/87	Giants win at New York, 49–3 (Giants ahead 49–3 in 4th Q) – NFC–D

Held a 21–or–More Point Lead

By 49ers:	9/27/20	49ers win at New York Giants, 36–9 (49ers ahead 36–9 in 4th Q)
	1/19/20	49ers win vs. Green Bay, 37–20 (49ers ahead 34–13 in 4th Q) – NFC–C
By Opponent:	10/11/20	Dolphins win vs. Miami, 43–17 (Dolphins ahead 43–17 in 4th Q)
	2/3/13	Ravens win vs. Baltimore, 34–31 (Ravens ahead 28–6 in 3rd Q) – SB XLVII

Scored 20–or–More Points in a Quarter

By 49ers:	12/21/19	49ers win vs. Los Angeles Rams, 34–31 (21 points, 2nd Q)
	1/19/20	49ers win vs. Green Bay, 37–20 (20 points, 2nd Q) – NFC–C
By Opponent:	9/23/18	Chiefs win at Kansas City, 38–27 (21 points, 2nd Q)
	2/2/20	Chiefs win at Kansas City, 31–20 (21 points, 4th Q) – SB LIV

Scored 20–or–More Points in a Half

By 49ers:	10/18/20	49ers win vs. Los Angeles Rams, 24–16 (21 points, 1st half)
	1/19/20	49ers win vs. Green Bay, 37–20 (27 points, 1st half) – NFC–C
By Opponent:	10/11/20	Dolphins win vs. Miami, 43–17, (30 points, 1st half)
	2/2/20	Chiefs win at Kansas City, 31–20 (21 points, 2nd half) – SB LIV

Held Opponent without a Touchdown

By 49ers:	9/27/20	49ers win at New York Giants, 36–9 (3 FGs)
	12/29/96	49ers win vs. Philadelphia, 14–0 – NFC–WC
By Opponent:	10/20/19	Redskins loss at Washington, 0–9 (3 FGs)
	1/12/03	Buccaneers win at Tampa Bay, 31–6 (2 FGs) – NFC–D

Touchdowns Scored by Offense and Defense

By 49ers:	12/21/19	49ers win vs. Los Angeles Rams, 34–31 (3 offense, 1 defense)
	1/3/98	49ers win vs. Minnesota, 38–22 (4 offense, 1 defense) – NFC–D
By Opponent:	10/4/20	Eagles win vs. Philadelphia, 25–20 (2 offense, 1 defense)
	1/13/12	Packers loss vs. Green Bay, 31–45 (3 offense, 1 defense) – NFC–D

THE LAST TIME ...

TEAM TOTALS

Touchdowns Scored by Offense, Defense and Special Teams

By 49ers:	10/4/09	49ers win vs. St. Louis, 35–0 (2 offense, 2 defense, 1 special teams)
By Opponent:	9/23/07	Steelers win at Pittsburgh, 37–16 (2 offense, 1 defense, 1 special teams)

Safety Scored

By 49ers:	10/28/18	Penalty on Josh Rosen enforced in the end zone at Arizona
	2/3/13	<i>Sam Koch ran out of bounds in end zone, forced by Chris Culliver vs. Baltimore – SB XLVII</i>
By Opponent:	10/27/19	Bruce Irvin sacked Jimmy Garoppolo in the end zone vs. Carolina

Successful Two Point Conversion

By 49ers:	11/11/19	Jimmy Garoppolo to Kendrick Bourne vs. Seattle
	1/5/03	<i>Jeff Garcia pass to Terrell Owens vs. New York Giants – NFC–WC</i>
By Opponent:	10/4/20	Carson Wentz pass to Zach Ertz vs. Philadelphia
	1/14/12	<i>Drew Brees pass to Darren Sproles vs. New Orleans – NFC–D</i>

Failed Two Point Conversion Attempt

By 49ers:	10/4/20	Pass failed from C.J. Beathard to George Kittle vs. Philadelphia
	2/3/13	<i>Pass failed from Colin Kaepernick to Randy Moss vs. Baltimore – SB XLVII</i>
By Opponent:	12/15/19	Run failed by Matt Ryan vs. Atlanta
	1/19/20	<i>Pass failed from Aaron Rodgers to Davante Adams vs. Green Bay – NFC–C</i>

OFFENSIVE TOTALS

500–or–More Total Net Yards of Offense

By 49ers:	12/8/19	49ers win at New Orleans, 48–46 (516; 162 rushing, 354 passing)
	1/12/13	<i>49ers win vs. Green Bay, 45–31 (579; 323 rushing, 256 passing) – NFC–D</i>
By Opponent:	10/15/18	Packers win at Green Bay, 33–30 (521; 116 rushing, 405 passing)

400–or–More Total Net Yards of Offense

By 49ers:	10/4/20	49ers loss vs. Philadelphia, 20–25 (417; 116 rushing, 301 passing)
	2/3/13	<i>49ers loss vs. Baltimore, 31–34 (468; 182 rushing, 286 passing) – SB XLVII</i>
By Opponent:	10/11/20	Dolphins win vs. Miami, 43–17 (436; 94 rushing, 342 passing)
	1/20/13	<i>Falcons loss at Atlanta, 24–28 (477; 81 rushing, 396 passing) – NFC–C</i>

300–or–More Net Yards Rushing by Team

By 49ers:	12/20/14	49ers loss vs. Chargers, 35–38 (OT) (355)
	1/12/13	<i>49ers win vs. Green Bay, 45–31 (323) – NFC–D</i>
By Opponent:	10/16/16	Bills win at Buffalo, 45–16 (312)

200–or–More Net Yards Rushing by Team

By 49ers:	10/27/19	49ers win vs. Carolina, 51–13 (232)
	1/19/20	<i>49ers win vs. Green Bay, 37–20 (285) – NFC–C</i>
By Opponent:	10/22/17	Cowboys win vs. Dallas, 40–10 (265)
	1/4/87	<i>Giants win at New York, 49–3 (216) – NFC–D</i>

Individual 200–Yard Rushing Game

By 49ers:	9/20/09	Frank Gore (16–207–2 TDs) vs. Seattle
	1/19/20	<i>Raheem Mostert (29–220–4 TDs) vs. Green Bay – NFC–C</i>
By Opponent:	11/22/15	Thomas Rawls (30–209–1 TD) at Seattle

Individual 150–Yard Rushing Game

By 49ers:	12/11/16	Carlos Hyde (17–193) vs. New York Jets
	1/19/20	<i>Raheem Mostert (29–220–4 TDs) vs. Green Bay – NFC–C</i>
By Opponent:	11/5/17	Adrian Peterson (37–159) vs. Arizona
	1/4/87	<i>Joe Morris (24–159–2 TDs) at New York Giants – NFC–D</i>

Individual 100–Yard Rushing Game

By 49ers:	12/1/19	Raheem Mostert (19–146–1 TD) at Baltimore
	1/19/20	<i>Raheem Mostert (29–220–4 TDs) vs. Green Bay – NFC–C</i>
By Opponent:	12/1/19	Lamar Jackson (16–101–1 TD) at Baltimore
	2/2/20	<i>Damien Williams (17–104–1 TD) at Kansas City – SB LIV</i>

Two 100–Yard Rushers in the Same Game

By 49ers:	12/20/14	Frank Gore (26–158–1 TD) & Colin Kaepernick (7–151–1 TD) vs. San Diego
	1/12/13	<i>Colin Kaepernick (16–181–2 TDs) and Frank Gore (23–119–1 TD) vs. Green Bay – NFC–D</i>
By Opponent:	11/8/53	Skeets Quinlan (11–119) & Tank Younger (12–101–1 TD) at Los Angeles Rams

THE LAST TIME ...

OFFENSIVE TOTALS

Consecutive 100–Yard Rushing Games

By 49ers:	11/12/18–11/25/18 1/19/14–1/19/20	Matt Breida (17–101–1 TD) vs. New York Giants; Matt Breida (14–106) at Tampa Bay <i>Colin Kaepernick (11–130) at Seattle – NFC–C; Tevin Coleman (22–105–2 TDs) vs. Minnesota – NFC–D; Raheem Mostert (29–220–4 TDs) vs. Green Bay – NFC–C</i>
By Opponent:	10/27/19–10/31/19 12/31/83–1/8/84	Christian McCaffrey (14–117–1 TD) vs. Carolina; Kenyan Drake (15–110–1 TD) at Arizona <i>Billy Sims (20–114–2 TDs) vs. Detroit – NFC–D; John Riggins (36–123–2 TDs) at Washington – NFC–C</i>

Combined 200–Yard Rushing by Two Players

By 49ers:	10/7/19 1/19/20	211 by Matt Breida (11–114–1 TD) and Tevin Coleman (16–97–1 TD) at Cincinnati <i>263 by Raheem Mostert (29–220–4 TDs) and Deebo Samuel (2–43) vs. Green Bay – NFC–C</i>
By Opponent:	10/22/17	208 by Ezekiel Elliott (26–147–2 TDs) and Rod Smith (8–61) vs. Dallas

Individual with 30–or–More Carries

By 49ers:	10/30/11	Frank Gore (31–134) vs. Cleveland
By Opponent:	11/5/17 1/8/84	Adrian Peterson (37–159) vs. Arizona <i>John Riggins (36–123) at Washington – NFC–C</i>

Individual with 25–or–More Carries

By 49ers:	9/21/17 1/19/20	Carlos Hyde (25–84–2 TDs) vs. Los Angeles Rams <i>Raheem Mostert (29–220–4 TDs) vs. Green Bay – NFC–C</i>
By Opponent:	11/11/19 1/5/03	Chris Carson (25–89–1 TD) vs. Seattle <i>Tiki Barber (26–115) vs. New York Giants – NFC–WC</i>

Rushing Play of 80–or–More Yards

By 49ers:	9/20/20 1/1/89	80t, Raheem Mostert at New York Jets <i>80t, Roger Craig vs. Minnesota – NFC–D</i>
By Opponent:	12/9/07	84t, Chester Taylor vs. Minnesota

Rushing Play of 60–or–More Yards

By 49ers:	9/20/20 1/1/89	80t, Raheem Mostert at New York Jets <i>80t, Roger Craig vs. Minnesota – NFC–D</i>
By Opponent:	11/6/15	75t, Mark Ingram vs. New Orleans

Rushing Play of 40–or–More Yards

By 49ers:	9/20/20 1/19/14	80t, Raheem Mostert; 55, Jerick McKinnon at New York Jets <i>58, Colin Kaepernick at Seattle – NFC–C</i>
By Opponent:	10/27/19 1/19/14	40t, Christian McCaffrey vs. Carolina <i>40t, Marshawn Lynch at Seattle – NFC–C</i>

Individual with Two–or–More Rushing Touchdowns

By 49ers:	12/29/19 1/19/20	Raheem Mostert (10–57–2 TDs) at Seattle <i>Raheem Mostert (29–220–4 TDs) vs. Green Bay – NFC–C</i>
By Opponent:	12/21/19 1/12/03	Todd Gurley II (15–48–2 TDs) vs. Los Angeles Rams <i>Mike Alstott (17–60–2 TDs) at Tampa Bay – NFC–D</i>

400 Net Yards Passing by Team

By 49ers:	11/17/19	49ers win vs. Arizona, 36–26 (408)
By Opponent:	10/15/18 1/14/12	Packers win at Green Bay, 33–30 (405) <i>Saints loss vs. New Orleans, 32–36 (435) – NFC–D</i>

300 Net Yards Passing by Team

By 49ers:	10/4/20 1/5/03	49ers loss vs. Philadelphia, 20–25 (301) <i>49ers win vs. New York Giants, 39–38 (356) – NFC–WC</i>
By Opponent:	10/11/20 1/20/13	Dolphins win vs. Miami, 43–17 (342) <i>Falcons loss at Atlanta, 24–28 (396) – NFC–C</i>

Individual with 50–or–More Pass Attempts

By 49ers:	10/7/18 1/6/96	C.J. Beathard (54–34–349–2 INTs–2 TDs) vs. Arizona <i>Steve Young (65–32–328–2 INTs–0 TDs) vs. Green Bay – NFC–D</i>
By Opponent:	9/16/18 1/22/12	Matthew Stafford (53–34–347–0 INTs–3 TDs) vs. Detroit <i>Eli Manning (58–32–316–0 INTs–2 TDs) vs. New York Giants – NFC–C</i>

Individual with 40–or–More Pass Attempts

By 49ers:	11/17/19 1/14/12	Jimmy Garoppolo (45–34–424–2 INTs–4 TDs) vs. Arizona <i>Alex Smith (42–24–299–0 INTs–3 TDs) vs. New Orleans – NFC–D</i>
By Opponent:	9/13/20 2/2/20	Kyler Murray (40–26–230–1 INT–1 TD) vs. Arizona <i>Patrick Mahomes (42–26–286–2 INTs–2 TDs) at Kansas City – SB LIV</i>

THE LAST TIME ...

OFFENSIVE TOTALS

Individual with 30-or-More Pass Completions

By 49ers:	11/17/19	Jimmy Garoppolo (45-34-424-2 INTs-4 TDs) vs. Arizona
	1/6/96	Steve Young (65-32-328-2 INTs-0 TD) vs. Green Bay - NFC-D
By Opponent:	9/16/18	Matthew Stafford (53-34-347-0 INTs-3 TDs) vs. Detroit
	1/19/20	Aaron Rodgers (39-31-326-2 INTs-2 TDs) vs. Green Bay - NFC-C

Individual with 25-or-More Pass Completions

By 49ers:	9/27/20	Nick Mullens (36-25-343-0 INTs-1 TD) at New York Giants
	1/5/03	Jeff Garcia (44-27-331-1 INT-3 TDs) vs. New York Giants - NFC-WC
By Opponent:	9/13/20	Kyler Murray (40-26-230-1 INT-1 TD) vs. Arizona
	2/2/20	Patrick Mahomes (42-26-286-2 INTs-2 TDs) at Kansas City - SB LIV

No Sacks Allowed

By 49ers:	10/18/20	49ers win vs. Los Angeles Rams, 24-16 (33 attempts - Jimmy Garoppolo)
	1/5/03	49ers win vs. New York Giants, 39-38 (44 attempts - Jeff Garcia) - NFC-WC
By Opponent:	10/18/20	Rams loss vs. Los Angeles, 16-24 (38 attempts - Jared Goff)
	1/7/95	Bears loss vs. Chicago, 15-44 (19 attempts - Steve Walsh) - NFC-D

Individual 300-Yard Passing Game

By 49ers:	9/27/20	Nick Mullens (36-25-343-0 INTs-1 TD) at New York Giants
	2/3/13	Colin Kaepernick (28-16-302-1 INT-1 TD) vs. Baltimore - SB XLVII
By Opponent:	10/11/20	Ryan Fitzpatrick (28-22-350-0 INTs-3 TDs) vs. Miami
	1/19/20	Aaron Rodgers (39-31-326-2 INTs-2 TDs) vs. Green Bay - NFC-C

Consecutive 300-Yard Passing Games

By 49ers:	12/2/18-12/9/18	Nick Mullens (48-30-414-1 INT-2 TDs) at Seattle; Nick Mullens (33-20-332-1 INT-2 TDs) vs. Denver
By Opponent:	9/16/18-9/23/18	Matthew Stafford (53-34-347-0 INTs-3 TDs) vs. Detroit; Patrick Mahomes (38-24-314-0 INTs-3 TDs) at Kansas City
	1/14/12-1/22/12	Drew Brees (63-40-462-2 INTs-4 TDs) vs. New Orleans - NFC-D; Eli Manning (58-32-316-0 INTs-2 TDs) vs. New York Giants - NFC-C

Individual with Four-or-More Touchdown Passes

By 49ers:	12/8/19	Jimmy Garoppolo (35-26-349-1 INT-4 TDs) at New Orleans
	1/29/95	Steve Young (36-24-325-0 INTs-6 TDs) at San Diego - SB XXIX
By Opponent:	12/8/19	Drew Brees (40-29-349-0 INTs-5 TDs) at New Orleans
	1/14/12	Drew Brees (63-40-462-2 INTs-4 TDs) vs. New Orleans - NFC-D

Individual with Three-or-More Touchdown Passes

By 49ers:	10/18/20	Jimmy Garoppolo (33-23-268-0 INTs-3 TDs) vs. Los Angeles Rams
	1/14/12	Alex Smith (42-24-299-0 INTs-3 TDs) vs. New Orleans - NFC-D
By Opponent:	10/11/20	Ryan Fitzpatrick (28-22-350-0 INTs-3 TDs) vs. Miami
	2/3/13	Joe Flacco (33-22-287-0 INTs-3 TDs) vs. Baltimore - SB XLVII

Individual with 10-or-More Receptions

By 49ers:	10/4/20	George Kittle (15-183-1 TD) vs. Philadelphia
	1/6/96	Jerry Rice (11-117) vs. Green Bay - NFC-D
By Opponent:	9/13/20	DeAndre Hopkins (14-151) vs. Arizona
	1/20/13	Julio Jones (11-182-2 TDs) at Atlanta - NFC-C

Individual with 150-Yard Receiving Game

By 49ers:	10/4/20	George Kittle (15-183-1 TD) vs. Philadelphia
	1/14/12	Vernon Davis (7-180-2 TDs) vs. New Orleans - NFC-D
By Opponent:	9/13/20	DeAndre Hopkins (14-151) vs. Arizona
	1/20/13	Julio Jones (11-182-2 TDs) at Atlanta - NFC-C

Individual with 100-Yard Receiving Game

By 49ers:	10/18/20	George Kittle (7-109-1 TD) vs. Los Angeles Rams
	1/12/14	Anquan Boldin (8-136) at Carolina - NFC-D
By Opponent:	10/11/20	Preston Williams (4-106-1 TD) vs. Miami
	2/2/20	Tyreek Hill (9-105) at Kansas City - SB LIV

Two 100-Yard Receivers in the Same Game

By 49ers:	10/7/12	Michael Crabtree (6-113-1 TD) & Vernon Davis (5-106) vs. Buffalo
	2/3/13	Michael Crabtree (5-109-1 TD) & Vernon Davis (6-104) vs. Baltimore - SB XLVII
By Opponent:	12/21/19	Tyler Higbee (9-104) & Robert Woods (8-117) vs. Los Angeles Rams
	1/20/13	Julio Jones (11-182-2 TDs) & Roddy White (7-100) at Atlanta - NFC-C

THE LAST TIME ...

OFFENSIVE TOTALS

Consecutive 100-Yard Receiving Games

By 49ers:	12/8/19–12/15/19 1/14/12–1/12/14	Emmanuel Sanders (7–157–1 TD) at New Orleans; George Kittle (13–134) vs. Atlanta <i>Vernon Davis (7–180–2 TDs) vs. New Orleans – NFC–D; V. Davis (3–112–2 TDs) vs. New York Giants – NFC–C; Michael Crabtree (9–119–2 TDs) vs. Green Bay – NFC–D; Vernon Davis (5–106–1 TD) at Atlanta –NFC–C; Michael Crabtree (5–109–1 TD) & Vernon Davis (6–104) vs. Baltimore – SB XLVII; Michael Crabtree (8–125) at Green Bay – NFC–WC; Anquan Boldin (8–136) at Carolina – NFC–D</i>
By Opponent:	12/8/19–12/21/19 1/19/20–2/2/20	Michael Thomas (11–134–1 TD) at New Orleans; Julio Jones (13–134–2 TDs) vs. Atlanta; Tyler Higbee (9–104) & Robert Woods (8–117) vs. Los Angeles Rams <i>Davante Adams (9–138) vs. Green Bay – NFC–C; Tyreek Hill (9–105) at Kansas City – SB LIV</i>

Pass Play of 80-or-More Yards

By 49ers:	12/9/18	85t, Nick Mullens to George Kittle vs. Denver
By Opponent:	10/31/19	88t, Tyler Murray to Andy Isabella at Arizona

Pass Play of 60-or-More Yards

By 49ers:	9/13/20 1/22/12	76t, Jimmy Garoppolo to Raheem Mostert vs. Arizona 73t, Alex Smith to Vernon Davis vs. New York Giants – NFC–C
By Opponent:	10/11/20 1/19/20	70, Ryan Fitzpatrick to Mike Gesicki vs. Miami 65, Aaron Rodgers to Davante Adams vs. Green Bay – NFC–C

Pass Play of 40-or-More Yards

By 49ers:	10/18/20 1/12/14	44t, Jimmy Garoppolo to George Kittle; 41 vs. Los Angeles Rams 45, Colin Kaepernick to Anquan Boldin at Carolina – NFC–D
By Opponent:	10/18/20 2/2/20	40t, Jared Goff to Josh Reynolds vs. Los Angeles Rams 44, Patrick Mahomes to Tyreek Hill at Kansas City – SB LIV

Individual with Three-or-More Touchdown Receptions

By 49ers:	10/25/09 1/29/95	Vernon Davis (7–93–3 TDs) at Houston Jerry Rice (10–149–3 TDs) at San Diego – SB XXIX
By Opponent:	9/14/14 1/5/03	Brandon Marshall (5–48–3 TDs) vs. Chicago Amani Toomer (8–136–3 TDs) vs. New York Giants – NFC–WC

Individual with Two-or-More Touchdown Receptions

By 49ers:	9/20/20 1/12/13	Jordan Reed (7–50–2 TDs) at New York Jets Michael Crabtree (9–119–2 TDs) vs. Green Bay – NFC–D
By Opponent:	12/15/19 1/20/13	Julio Jones (13–134–2 TDs) vs. Atlanta Julio Jones (11–182–2 TDs) at Atlanta – NFC–C

Led Team in Both Rushing and Receiving Yards in the Same Game

By 49ers:	9/13/20 1/15/94	Raheem Mostert (15–56 rushing, 4–95–1 TD receiving) vs. Arizona Ricky Watters (24–118 rushing, 5–46 receiving) vs. New York Giants – NFC–D
By Opponent:	10/22/17	Ezekiel Elliott (26–147–2 TDs rushing, 1–72–1 TD receiving) vs. Dallas

100-Yard Rusher & Receiver in the Same Game

By 49ers:	12/30/18 2/3/13	Alfred Morris (16–111–1 TD) & George Kittle (9–149–1 TD) at Los Angeles Rams Frank Gore (19–110–1 TD), Michael Crabtree (5–109–1 TD) & Vernon Davis (6–104) vs. Baltimore – SB XLVII
By Opponent:	9/21/17 2/2/20	Todd Gurley II (28–113–2 TDs), Robert Woods (6–108) & Sammy Watkins (6–106–2 TDs) vs. Los Angeles Rams Damien Williams (17–104–1 TD) & Tyreek Hill (9–105) at Kansas City – SB LIV

100-Yard Rusher, 100-Yard Receiver & 300-Yard Passer in the Same Game

By 49ers:	10/7/12 2/3/13	Frank Gore (14–106–1 TD), Michael Crabtree (6–113–1 TD), Vernon Davis (5–106) & Alex Smith (24–18–303–0 INTs–3 TDs) vs. Buffalo Frank Gore (19–110–1 TD), Michael Crabtree (5–109–1 TD), Vernon Davis (6–104) & Colin Kaepernick (28–16–302–1 INT–1 TD) vs. Baltimore – SB XLVII
By Opponent:	9/18/16 1/5/03	Fozzy Whittaker (16–100), Kelvin Benjamin (7–108–2 TDs), Greg Olsen (5–122–1 TD) & Cam Newton (40–24–353–1 INT–4 TDs) at Carolina Tiki Barber (26–115–1 TD), Amani Toomer (8–136–3 TDs) & Kerry Collins (43–29–342–1 INT–4 TDs) vs. New York Giants – NFC–WC

Individual with at Least One Rushing and One Receiving Touchdown in the Same Game

By 49ers:	9/27/20 1/29/95	Jeff Wilson Jr. (12–15–1 TD rushing, 3–54–1 TD receiving) at New York Giants Ricky Watters (15–47–1 TD rushing, 3–61–2 TDs receiving) at San Diego – SB XXIX
By Opponent:	10/21/18 2/2/20	Todd Gurley II (15–63–2 TDs rushing, 4–23–1 TD receiving) vs. Los Angeles Rams Damien Williams (17–104–1 TD rushing, 4–29–1 TD receiving) at Kansas City – SB LIV

THE LAST TIME ...

OFFENSIVE TOTALS

Individual with at Least One Rushing Touchdown and One Touchdown Pass in the Same Game

By 49ers:	10/7/18	C.J. Beathard (54–34–349–2 INTs–2 TDs passing, 2–7–1 TD rushing) vs. Arizona
	1/12/14	Colin Kaepernick (28–15–196–0 INTs–1 TD passing, 8–15–1 TD rushing) at Carolina – NFC–D
By Opponent:	10/4/20	Carson Wentz (28–18–193 –1 INT–1 TD passing, 7–37–1 TD rushing) vs. Philadelphia
	2/2/20	Patrick Mahomes (42–26–286–2 INTs–2 TDs passing, 9–29–1 TD rushing) at Kansas City – SB LIV

No Turnovers

By 49ers:	10/18/20	49ers win vs. Los Angeles Rams, 24–16
	1/19/20	49ers win vs. Green Bay, 37–20 – NFC–C
By Opponent:	10/11/20	Dolphins win vs. Miami, 43–17
	1/5/14	Packers loss at Green Bay, 20–23 – NFC–WC

Touchdown Scored on First Drive

By 49ers:	10/18/20	49ers win vs. Los Angeles Rams, 24–16
	1/11/20	49ers win vs. Minnesota, 27–10 – NFC–D
By Opponent:	10/11/20	Dolphins win vs. Miami, 43–17
	2/3/13	Ravens win vs. Baltimore, 34–31 – SB XLVII

DEFENSIVE TOTALS

Held Opponent Under 200 Net Yards of Total Offense

By 49ers:	11/24/19	49ers win vs. Green Bay, 37–8 (198; 117 rushing, 81 passing)
	1/11/20	49ers win vs. Minnesota, 27–10 (147; 21 rushing, 126 passing) – NFC–D
By Opponent:	12/4/16	Bears win at Chicago, 26–6 (147; 141 rushing, 6 passing)
	1/4/97	Packers win at Green Bay, 35–14 (196; 68 rushing, 128 passing) – NFC–D

Held Opponent Under 300 Net Yards of Total Offense

By 49ers:	10/4/20	49ers loss vs. Philadelphia, 20–25 (267; 93 rushing, 174 passing)
	1/11/20	49ers win vs. Minnesota, 27–10 (147; 21 rushing, 126 passing) – NFC–D
By Opponent:	10/11/20	Dolphins win vs. Miami, 43–17 (259; 131 rushing, 128 passing)
	1/12/03	Buccaneers win at Tampa Bay, 31–6 (228; 62 rushing, 166 passing) – NFC–D

Held Opponent Under 50 Yards Rushing

By 49ers:	9/15/19	49ers win at Cincinnati, 41–17 (25)
	1/11/20	49ers win vs. Minnesota, 27–10 (21) – NFC–D
By Opponent:	11/17/19	Cardinals loss vs. Arizona, 26–36 (34)
	1/11/98	Packers win vs. Green Bay, 23–10 (33) – NFC–C

Held Opponent Under 75 Yards Rushing

By 49ers:	9/27/20	49ers win at New York Giants, 36–9 (66)
	1/19/20	49ers win vs. Green Bay, 37–20 (62) – NFC–C
By Opponent:	11/17/19	Cardinals loss vs. Arizona, 26–36 (34)
	1/12/03	Buccaneers win vs. Tampa Bay, 31–6 (62) – NFC–D

Held Opponent Under 100 Yards Rushing

By 49ers:	10/4/20	49ers loss vs. Philadelphia, 20–25 (93)
	1/19/20	49ers win vs. Green Bay, 37–20 (62) – NFC–C
By Opponent:	9/27/20	Giants loss at New York Giants, 9–36 (93)
	1/12/03	Buccaneers win vs. Tampa Bay, 31–6 (62) – NFC–D

Held Opponent Under 100 Net Yards Passing

By 49ers:	11/24/19	49ers win vs. Green Bay, 37–8 (81)
	1/4/97	49ers loss at Green Bay, 35–14 (71) – NFC–D
By Opponent:	9/17/17	Seahawks win at Seattle, 12–9 (89)
	1/19/20	Packers loss vs. Green Bay, 20–37 (69) – NFC–C

Held Opponent Under 150 Net Yards Passing

By 49ers:	12/1/19	49ers loss at Baltimore, 17–20 (105)
	1/11/20	49ers win vs. Minnesota, 27–10 (126) – NFC–D
By Opponent:	10/11/20	Dolphins win vs. Miami, 43–17 (128)
	1/19/20	Packers loss vs. Green Bay, 20–37 (69) – NFC–C

Interception Return for a Touchdown

By 49ers:	12/21/19	Fred Warner, 46 (QB Jared Goff) vs. Los Angeles Rams
	1/3/98	Ken Norton, 23 (QB Randall Cunningham) vs. Minnesota – NFC–D
By Opponent:	10/4/20	Alex Singleton, 30 (QB Nick Mullens) vs. Philadelphia
	1/12/13	Sam Shields, 52 (QB Colin Kaepernick) vs. Green Bay – NFC–D

THE LAST TIME ...

DEFENSIVE TOTALS

Individual with Three-or-More Interceptions

By 49ers: 10/8/06 Walt Harris (1—Andrew Walter, 2—Marcus Tuiasosopo) vs. Oakland
By Opponent: 11/20/77 Bill Simpson (1—Scott Bull, 2—Jim Plunkett) vs. Los Angeles Rams

Individual with Two-or-More Interceptions

By 49ers: 11/16/14 Chris Borland (2 — QB Eli Manning) at New York Giants
1/15/95 *Eric Davis (2 — QB Troy Aikman) vs. Dallas — NFC—C*
By Opponent: 12/30/18 Cory Littleton (2 — QB Nick Mullens) at Los Angeles Rams
1/9/99 *William White (2 — QB Steve Young) at Atlanta — NFC—D*

Seven-or-More Sacks by Team

By 49ers: 10/27/19 49ers win vs. Carolina, 51—13 (7)
1/6/85 *49ers win vs. Chicago, 23—0 (9) — NFC—C*
By Opponent: 10/21/18 Rams win vs. Los Angeles Rams, 39—10 (7)

Six-or-More Sacks by Team

By 49ers: 10/27/19 49ers win vs. Carolina, 51—13 (7)
1/11/20 *49ers win vs. Minnesota, 27—10 (6) — NFC—D*
By Opponent: 12/21/19 Rams loss vs. Los Angeles, 31—34 (6)

Five-or-More Sacks by Team

By 49ers: 11/24/19 49ers win vs. Green Bay, 37—8 (5)
1/11/20 *49ers win vs. Minnesota, 27—10 (6) — NFC—D*
By Opponent: 10/11/20 Dolphins win vs. Miami, 43—17 (5)

Individual with Three-or-More Sacks

By 49ers: 10/27/19 Nick Bosa (3.0 of QB Kyle Allen) vs. Carolina
1/9/93 *Pierce Holt (3.0 of QB Mark Rypien) vs. Washington — NFC—D*
By Opponent: 10/21/18 Aaron Donald (4.0 of QB C.J. Beathard) vs. Los Angeles Rams
1/17/93 *Tony Casillas (3.0 of QB Steve Young) vs. Dallas — NFC—C*

Individual with Two-or-More Sacks

By 49ers: 11/24/19 Arik Armstead (2.0 of QB Aaron Rodgers) vs. Green Bay
1/11/20 *Nick Bosa (2.0 of QB Kirk Cousins) vs. Minnesota — NFC—D*
By Opponent: 9/20/20 Quinnen Williams (1.0 of QB Jimmy Garoppolo, 1.0 of QB Nick Mullens) at New York Jets
2/3/13 *Paul Kruger (2.0 of QB Colin Kaepernick) vs. Baltimore — SB XLVII*

Fumble Recovered for Touchdown

By 49ers: 11/17/19 D.J. Reed Jr. recovered a Larry Fitzgerald fumble and returned it 4 yards vs. Arizona
12/26/71 *Bob Hoskins recovered a Bruce Gossett fumble in end zone vs. Washington — NFC—D*
By Opponent: 11/11/19 Jadeveon Clowney recovered a Jimmy Garoppolo fumble and returned it 10 yards vs. Seattle
1/4/97 *Antonio Freeman recovered an Edgar Bennet fumble in end zone at Green Bay — NFC—D*

SPECIAL TEAMS TOTALS

Kickoff Return for a Touchdown

By 49ers: 12/16/18 Richie James Jr., 97 yards vs. Seattle
1/11/98 *Chuck Levy, 95 yards vs. Green Bay — NFC—C*
By Opponent: 12/12/10 Leon Washington, 92 yards vs. Seattle
2/3/13 *Jacoby Jones, 108 yards vs. Baltimore — SB XLVII*

Kickoff Return for a Touchdown on the Opening Kickoff

By 49ers: 11/10/08 Allen Rossum, 104 yards at Arizona
12/23/72 *Vic Washington, 97 yards vs. Dallas — NFC—D*
By Opponent: (could not find an instance when it occurred)

Punt Return for a Touchdown

By 49ers: 9/11/11 Ted Ginn Jr., 55 yards vs. Seattle
By Opponent: 12/3/17 Tarik Cohen, 61 yards at Chicago
1/4/97 *Desmond Howard, 71 yards at Green Bay — NFC—D*

THE LAST TIME ...

SPECIAL TEAMS TOTALS

Blocked Punt Recovered for Touchdown

By 49ers:	10/3/10	Taylor Mays recovered Michael Koenen's punt (blocked by Dominique Zeigler) in the end zone at Atlanta
By Opponent:	9/28/14	Brad Smith recovered Andy Lee's punt (blocked by Trey Burton) in the end zone vs. Philadelphia

Blocked Punt

By 49ers:	9/14/14 1/6/90	Aaron Lynch blocked Patrick O'Donnell's punt vs. Chicago <i>Spencer Tillman blocked Bucky Scribner's punt vs. Minnesota – NFC–D</i>
By Opponent:	9/13/20 12/16/71	Ezekiel Turner blocked Mitch Wishnowsky's punt vs. Arizona <i>Jon Jaqua blocked Steve Spurrier's punt vs. Washington – NFC–D</i>

Blocked PAT

By 49ers:	10/18/20	Dion Jordan blocked a PAT attempt by Samuel Sloman vs. Los Angeles Rams
By Opponent:	12/24/17	Jalen Myrick blocked a PAT attempt by Robbie Gould vs. Jacksonville

Missed (not blocked) PAT

By 49ers:	12/15/19	Robbie Gould vs. Atlanta
By Opponent:	11/17/19	Zane Gonzalez vs. Arizona

Blocked Field Goal

By 49ers:	1/3/16	Dontae Johnson blocked a 48-yard attempt by Greg Zuerlein vs. St. Louis
By Opponent:	12/1/19	Marlon Humphrey blocked a 51-yard attempt by Robbie Gould at Baltimore

Blocked Field Goal returned for a TD

By 49ers:	9/27/09	Nate Clements, 59-yard return after Ray McDonald blocked a 44-yard attempt by Ryan Longwell at Minnesota
By Opponent:	12/23/12	Richard Sherman, 90-yard return after Red Bryant blocked a 21-yard attempt by David Akers at Seattle

Individual with Five-or-More Field Goals

By 49ers:	12/17/17	Robbie Gould (6–6) vs. Tennessee
By Opponent:	10/11/20 1/20/91	Jason Sanders (5–5) vs. Miami <i>Matt Bahr (5–6) vs. New York Giants – NFC–C</i>

Individual with Four-or-More Field Goals

By 49ers:	12/16/18 1/24/82	Robbie Gould (4–4) vs. Seattle <i>Ray Wersching (4–4) at Cincinnati – SB XVI</i>
By Opponent:	10/11/20 1/20/91	Jason Sanders (5–5) vs. Miami <i>Matt Bahr (5–6) vs. New York Giants – NFC–C</i>

Individual with Three-or-More Field Goals

By 49ers:	9/20/20 1/19/20	Robbie Gould (3–4) at New York Giants <i>Robbie Gould (3–3) vs. Green Bay – NFC–C</i>
By Opponent:	10/11/20 1/19/14	Jason Sanders (5–5) vs. Miami <i>Steven Hauschka (3–3) at Seattle – NFC–C</i>

Successful Onsides Kick

By 49ers:	9/21/17	Robbie Gould kick recovered by Raheem Mostert vs. Los Angeles Rams (4th Q)
By Opponent:	12/24/17	Josh Lambo kick recovered by Lerentee McCray vs. Jacksonville (4th Q)

Failed Onsides Kick Attempt

By 49ers:	10/4/20	Robbie Gould kick recovered by Richard Rodgers vs. Philadelphia (4th Q)
By Opponent:	12/24/17 1/19/20	Josh Lambo kick out of bounds vs. Jacksonville (4th Q) <i>Mason Crosby kick recovered by Mark Nzeocha vs. Green Bay (4th Q) – NFC–C</i>