

WASHINGTON
FOOTBALL TEAM, EST. 1932

—— 2021 ——
Preseason Week 1

GAME RELEASE



21300 Coach Gibbs Drive | Ashburn, Va. 20147 | 703.726.7000
@Wash_PR | washingtonfootball.com | https://washington.1rmg.com/



Washington Football Team (0-0) at New England Patriots (0-0) August 12, 2021 - Gillette Stadium- 7:30 PM ET



QUICK HITS

- Washington will play its first of three preseason games with a trip to New England. It is the 23rd time the two franchises will meet in the preseason. Washington is 8-14 in the 22 previous preseason contests.
- Washington is 6-5 in all-time regular season play against New England and 4-3 against the club on the road.
- Washington will defend its division title in 2021, taking on the NFC South and AFC West divisions this season. The club will play four home and four road games leading up their bye week in Week 9.
- From Weeks 14-18, Washington will embark on a stretch of five-consecutive division games to close out the 2021 season. It is the first time the team will play five-straight games against a division opponent since 1970.

PRONUNCIATION GUIDE

| Players | |
|---------------------------|----------------|
| Beau Benzschawel | [BEN-shawl] |
| Dyami Brown | [dee-AH-mee] |
| Saahdiq Charles | [SUH-deek] |
| Jamin Davis | [JAY-min] |
| Khaleke Hudson | [KUH-leak] |
| Keith Ismael | [Is-male] |
| Jordan Kunaszky | [KUH-nah-shik] |
| Terry McLaurin | [MICK-law-REN] |
| Dax Milne | [Miln] |
| Daron Payne | [du-RON] |
| Sammis Reyes | [SAM-is] |
| Chase Roullier | [Roo-lee-ay] |
| Brandon Scherff | [SCHER-eff] |
| Benjamin St. Juste | st.-JUICE |

| Coaches | |
|----------------------|---------------|
| Pete Hoener | HAY-ner |
| Nate Kaczor | Kat-SIR |
| Kavan Latham | Kuh-VON |
| Brett Nenaber | Knee-Neighbor |
| Ken Zampese | Zam-pea-zee |
| Jeff Zgonina | SKA-nina |

GAME CENTER

TELEVISION: **NBC4/NBC Sports Washington**
Kenny Albert [play-by-play]
Joe Theismann [analyst]
Mike Silver [sideline]

RADIO: **Washington Radio Network**
Julie Donaldson [Host]
Bram Weinstein [play-by-play]
DeAngelo Hall [analyst]



2021 SCHEDULE/RESULTS

| Date | Opponent | Location | Time |
|------------------|--------------|-------------------------|------------|
| August 12, 2021* | New England | Gillette Stadium | 7:30 PM ET |
| August 20, 2021* | Cincinnati | FedExField | 8:00 PM ET |
| August 28, 2021* | Baltimore | FedExField | 6:00 PM ET |
| Sept. 12, 2021 | LA Chargers | FedExField | 1:00 PM ET |
| Sept. 16, 2021 | NY Giants | FedExField | 8:20 PM ET |
| Sept. 26, 2021 | Buffalo | Highmark Stadium | 1:00 PM ET |
| Oct. 3, 2021 | Atlanta | Mercedes Benz Stadium | 1:00 PM ET |
| Oct. 10, 2021 | New Orleans | FedExField | 1:00 PM ET |
| Oct. 17, 2021 | Kansas City | FedExField | 1:00 PM ET |
| Oct. 24, 2021 | Green Bay | Lambeau Field | 1:00 PM ET |
| Oct. 31, 2021 | Denver | Empower Field | 4:25 PM ET |
| Bye Week | | | |
| Nov. 14, 2021 | Tampa Bay | FedExField | 1:00 PM ET |
| Nov. 21, 2021 | Carolina | BOA Stadium | 1:00 PM ET |
| Nov. 29, 2021 | Seattle | FedExField | 8:15 PM ET |
| Dec. 5, 2021 | Las Vegas | Allegiant Stadium | 4:05 PM ET |
| Dec. 12, 2021 | Dallas | FedExField | 1:00 PM ET |
| Dec. 19, 2021 | Philadelphia | Lincoln Financial Field | TBD |
| Dec. 26, 2021 | Dallas | AT&T Stadium | 8:20 PM ET |
| Jan. 2, 2022 | Philadelphia | FedExField | 1:00 PM ET |
| Jan. 9, 2022 | NY Giants | FedExField | 1:00 PM ET |

2020 OFFENSIVE NOTES

MAKING THE CONNECTION

Most Completions in a Season in Franchise History

| Year | Comp |
|----------------|------------|
| 1. 2016 | 407 |
| 2. 2020 | 389 |
| 3. 2015 | 386 |
| 4. 2014 | 364 |
| 5. 2013 | 355 |

COMPLETION PERCENTAGE

Single-Season Completion Percentages [Franchise History]

| Year | Pct. |
|----------------|-------------|
| 1. 2015 | 69.5 |
| 2. 2016 | 67.1 |
| 3. 2014 | 66.5 |
| 4. 2012 | 65.8 |
| 5. 2020 | 64.7 |
| 6. 2017 | 64.3 |
| 7. 1945 | 64.0 |

Most Games Registering 69+ Completion Percentage

| Year | Games |
|-----------------|----------|
| 1. 2015 | 8 |
| 2. 2012 | 7 |
| 3t. 2020 | 6 |
| 3t. 2016 | 6 |
| 5t. 1945 | 5 |
| 5t. 2019 | 5 |

DYNAMIC DUOS

Most Receptions by Two Running Backs in a Season [Franchise History]

| Players, Year | Rec |
|--|------------|
| 1. Washington [70]; Metcalf [48], 1981 | 118 |
| 2. McKissic [80]; Gibson [36], 2020 | 116 |
| 3. Centers [81]; Davis [33], 2000 | 114 |

Seasons With Multiple 950+ Scrimmage Yard RBs

| Players | Year |
|--|-------------|
| 1. Gibson [1,042]; McKissic [954] | 2020 |
| 2. Washington [1,226]; Riggins [1,376] | 1983 |
| 3. Harmon [1,018]; Jackson [987] | 1980 |

FOUR DOWN TERRITORY

Single-Season Fourth Down Conversions [Franchise History]

| Year | 4D |
|-----------------|-----------|
| 1. 2002 | 13 |
| 2. 2012 | 12 |
| 3t. 2020 | 11 |
| 3t. 1984 | 11 |

Most Games With 2+ Fourth Down Conversions

| Year | Games |
|-----------------|----------|
| 1t. 2020 | 3 |
| 1t. 2019 | 3 |
| 1t. 2018 | 3 |
| 1t. 2012 | 3 |
| 1t. 1996 | 3 |

SECOND HALF SURGE

Single-Season Second Half Score Margin [Franchise History]

| Year | Score Margin |
|----------------|--------------|
| 1. 1991 | 136 |
| 2. 2020 | 109 |
| 3. 1972 | 97 |
| 4t. 1989 | 91 |
| 4t. 1973 | 91 |
| 6. 1948 | 81 |
| 7. 1942 | 74 |

Second Half Scrimmage Yards [Weeks 9-17]

| Year | Scrimm. Yards |
|----------------|---------------|
| 1. 2020 | 1,900 |
| 2. 1991 | 1,851 |
| 3. 2016 | 1,817 |
| 4. 1999 | 1,784 |
| 5. 2007 | 1,762 |

Stat first recorded in 1991.



2020 DEFENSIVE NOTES

RACKING UP SACKS

| 2020 Sack Leaders | |
|------------------------------------|-----------|
| Team | Sacks |
| 1. Pittsburgh Steelers | 56 |
| 2. Los Angeles Rams | 53 |
| 3. Philadelphia Eagles | 49 |
| 4t. Arizona Cardinals | 48 |
| 4t. Tampa Bay Buccaneers | 48 |
| 6. Washington Football Team | 47 |
| 7. Seattle Seahawks | 46 |
| 8. New Orleans Saints | 45 |

LIMITING THE FIRST DOWNS

| First Downs/Game | |
|------------------------------------|-------------|
| Team | 1D/G |
| 1. Los Angeles Rams | 17.5 |
| 2. Pittsburgh Steelers | 17.6 |
| 3. Washington Football Team | 18.1 |
| 4. San Francisco 49ers | 19.4 |
| 5. Tampa Bay Buccaneers | 19.9 |
| 6. New Orleans Saints | 20.0 |
| 7. Los Angeles Chargers | 20.3 |
| 8. Indianapolis Colts | 20.6 |
| 9. Chicago Bears | 20.7 |
| 10. Green Bay Packers | 20.8 |

SOMETHING IN THE AIR

| Passing Yards/Game | |
|------------------------------------|--------------|
| Team | PY/G |
| 1. Los Angeles Rams | 190.7 |
| 2. Washington Football Team | 191.8 |
| 3. Pittsburgh Steelers | 194.4 |
| 4. San Francisco 49ers | 207.9 |
| 5. New Orleans Saints | 217.0 |

FOUR DOWN TERRITORY

| Fourth Down Defense | |
|------------------------------------|--------------|
| Team | Pct |
| 1. Pittsburgh Steelers | 25.00 |
| 2. Washington Football Team | 37.50 |
| 3. Philadelphia Eagles | 38.89 |
| 4. New York Jets | 41.67 |
| 5t. Los Angeles Rams | 42.86 |
| 5t. Indianapolis Colts | 42.86 |

DEFENDING THE RED ZONE

| Red Zone Defense | |
|------------------------------------|--------------|
| Team | Pct |
| 1. Denver Broncos | 47.54 |
| 2. New York Giants | 50.85 |
| 3. Arizona Cardinals | 51.79 |
| 4. Washington Football Team | 53.49 |
| 5. Chicago Bears | 54.72 |

TOTAL DEFENSE

| Yards/Game | |
|------------------------------------|--------------|
| Team | Yards |
| 1. Los Angeles Rams | 281.9 |
| 2. Washington Football Team | 304.6 |
| 3. Pittsburgh Steelers | 305.8 |
| 4. New Orleans Saints | 310.9 |
| 5. San Francisco 49ers | 314.4 |
| 6. Tampa Bay Buccaneers | 327.1 |
| 7. Baltimore Ravens | 329.8 |
| 8. Indianapolis Colts | 332.1 |

SECOND HALF DEFENSE

| Second Half Scrimmage Yards Allowed | |
|-------------------------------------|--------------|
| Team | Yards |
| 1. Washington Football Team | 2,073 |
| 2. Los Angeles Rams | 2,415 |
| 3. Pittsburgh Steelers | 2,535 |
| 4. Tampa Bay Buccaneers | 2,538 |
| 5. New England Patriots | 2,575 |



2020 SPECIAL TEAMS NOTES

GOING THE DISTANCE

Single-Season Net Punting Average

| Year | Net Avg. |
|----------------|-------------|
| 1. 2020 | 44.3 |
| 2. 2019 | 44.1 |
| 3. 2018 | 41.5 |
| 4. 2014 | 39.5 |
| 5. 2015 | 39.3 |

Single-Season Punting Average

| Year | Avg. |
|----------------|-------------|
| 1. 2019 | 49.6 |
| 2. 2020 | 48.0 |
| 3. 2014 | 46.9 |
| 4. 1941 | 45.9 |
| 5. 2017 | 45.7 |

LEADING THE PACK

Net Punting Average Season Leaders

| Team | Net Avg. |
|------------------------------------|-------------|
| 1. New England Patriots | 45.6 |
| 2. Detroit Lions | 44.8 |
| 3. Seattle Seahawks | 44.4 |
| 4. Washington Football Team | 44.3 |
| 5. Buffalo Bills | 44.0 |

Punting Average Season Leaders

| Team | Avg. |
|------------------------------------|-------------|
| 1. Buffalo Bills | 50.8 |
| 2. Seattle Seahawks | 49.6 |
| 3. Detroit Lions | 49.1 |
| 4. New England Patriots | 48.7 |
| 5. Washington Football Team | 48.0 |

Punting Yards Season Leaders

| Team | Yards |
|------------------------------------|--------------|
| 1. New York Jets | 3,498 |
| 2. Washington Football Team | 3,504 |
| 3. Pittsburgh Steelers | 3,470 |
| 4. Philadelphia Eagles | 3,395 |
| 5. Cincinnati Bengals | 3,350 |

INDIVIDUAL RECORDS

All-Time Franchise Points Leaders

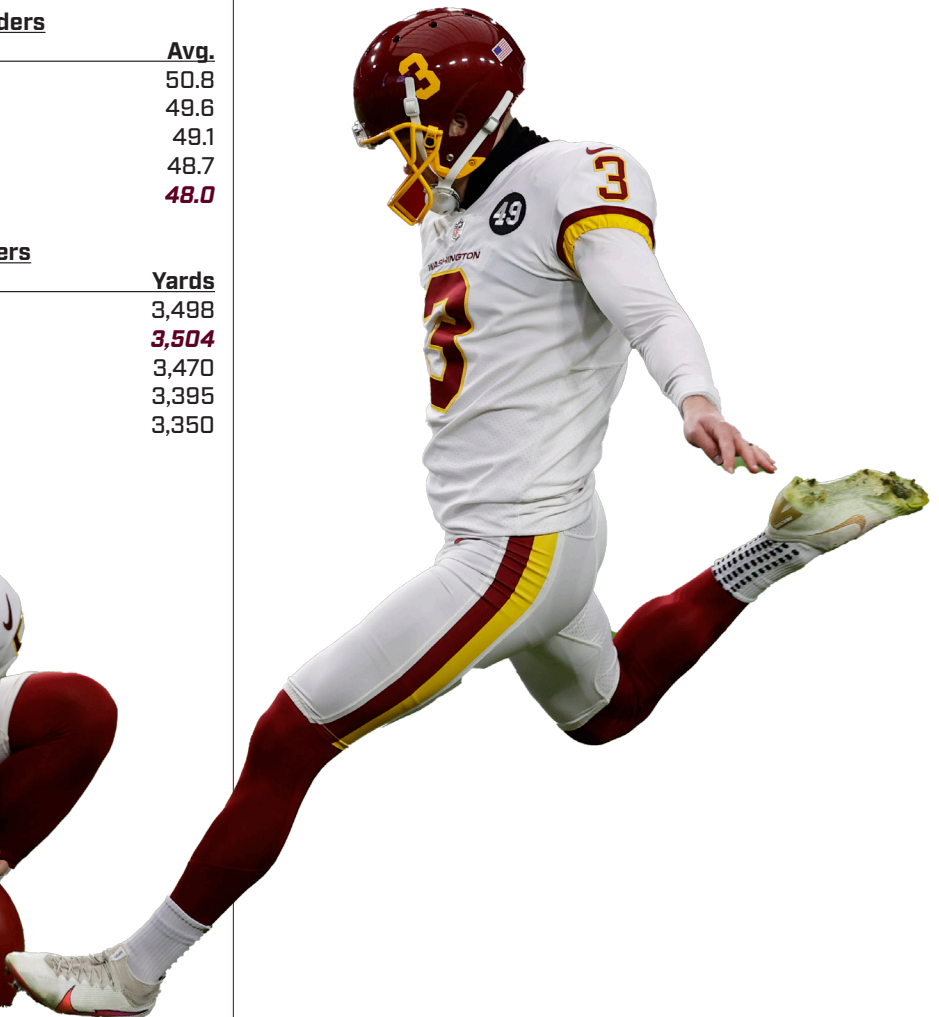
| Player | Points |
|--------------------------|------------|
| 1. Mark Moseley | 1,206 |
| 2. Chip Lohmiller | 787 |
| 3. Dustin Hopkins | 622 |
| 4. Curt Knight | 475 |
| 5. Shaun Suisham | 329 |

Most Field Goals Made From 50 Yards

| Player | 50+ FG |
|--------------------------|-----------|
| 1. Dustin Hopkins | 13 |
| 2. Mark Moseley | 12 |
| 3. Chip Lohmiller | 9 |
| 4. Brett Conway | 5 |
| 5t. Graham Gano | 4 |
| 5t. John Hall | 4 |

All-Time Net Punting Average Leaders

| Player | Net Avg. |
|---------------------|-------------|
| 1. Tress Way | 41.2 |
| 2. Matt Turk | 38.3 |
| 3. Mike Bragg | 21.0 |





2020 PLAYER CHARTS

FIRST 29 CAREER GAMES IN D.C.

Terry McLaurin was Washington's top receiver during his first two seasons in D.C. Below is where he falls among player who spent their first 29 career games in the Bur-gundy and Gold.

RECEIVING YARDS (FIRST 29 CAREER GAMES)

| Player | Yards |
|--------------------------|--------------|
| 1. Gary Clark | 2,118 |
| 2. Terry McLaurin | 2,037 |
| 3. Charlie Brown | 2,031 |
| 4. Rod Gardner | 1,557 |
| 5. Albert Connell | 1,518 |
| 6. Jordan Reed | 1,505 |
| 7. Ricky Sanders | 1,455 |

RECEIVING TOUCHDOWNS (FIRST 29 CAREER GAMES)

| Player | TD |
|---------------------------|-----------|
| 1. Charlie Brown | 18 |
| 2. Kelvin Bryant | 13 |
| 3. Gary Clark | 12 |
| 4t. Terry McLaurin | 11 |
| 4t. Rod Gardner | 11 |
| 6t. Albert Connell | 10 |
| 6t. Ricky Sanders | 10 |

GAMES WITH 5+ RECEPTIONS (FIRST 29 CAREER GAMES)

| Player | Games |
|--------------------------|-----------|
| 1. Jordan Reed | 17 |
| 2. Terry McLaurin | 16 |
| 3. Gary Clark | 15 |
| 4t. Charlie Brown | 12 |
| 4t. Kelvin Bryant | 12 |
| 6. Jamison Crowder | 11 |
| 7. Rod Gardner | 9 |
| 8. Chris Cooley | 8 |
| 9t. Art Monk* | 7 |
| 9t. Albert Connell | 7 |

*Member of the Pro Football Hall of Fame

60 OR MORE

GAMES WITH 60+ RECEIVING YARDS
(FIRST 29 CAREER GAMES SINCE 2005)

| Player | Games |
|--------------------------|-----------|
| 1. Odell Beckham Jr. | 22 |
| 2t. Julio Jones | 20 |
| 2t. Michael Thomas | 20 |
| 4. Terry McLaurin | 19 |
| 5t. Allen Robinson | 18 |
| 5t. A.J. Green | 18 |
| 5t. D.K. Metcalf | 18 |
| 5t. DeSean Jackson | 18 |



YAC ATTACK

Terry McLaurin was on the attack after making catches this season as he has tallied 490 yards after catch, the sixth-most in the NFL this season amongst receivers.

YARDS AFTER CATCH [WRs]

| Player | YAC |
|-------------------------------|------------|
| 1. Davante Adams, GB | 584 |
| 2. Cooper Kupp, LAR | 533 |
| 3. DeAndre Hopkins, ARI | 521 |
| 4. Robert Woods, LAR | 509 |
| 5. Robby Anderson, CAR | 501 |
| 6. Terry McLaurin, WAS | 490 |
| 7. Stefon Diggs, BUF | 474 |

TERRY McLAURIN

2020 LEADERBOARDS

Below is a look at where Terry McLaurin ranked in 2020 among receivers:

Targets (Per STATS LLC)

| Player | Tgt. |
|--------------------------------|------------|
| 1. Stefon Diggs, BUF | 166 |
| 2. DeAndre Hopkins, ARI | 160 |
| 3. Allen Robinson II, CHI | 151 |
| 4. Davante Adams, GB | 149 |
| 5. Keenan Allen, LAC | 147 |
| 6. Diontae Johnson, PIT | 144 |
| 7. Calvin Ridley, ATL | 143 |
| 8. Robby Anderson, CAR | 136 |
| 9. Tyreek Hill, KC | 135 |
| 10. Terry McLaurin, WAS | 134 |

Yards (Per STATS LLC)

| Player | Yards |
|--------------------------------|--------------|
| 1. Stefon Diggs, BUF | 1,535 |
| 2. DeAndre Hopkins, ARI | 1,407 |
| 3. Justin Jefferson, MIN | 1,400 |
| 4t. Davante Adams, GB | 1,374 |
| 4t. Calvin Ridley, ATL | 1,374 |
| 6t. D.K. Metcalf, SEA | 1,303 |
| 7. Tyreek Hill, KC | 1,276 |
| 8. Allen Robinson II, CHI | 1,250 |
| 9. D.J. Moore, CAR | 1,193 |
| 10. Brandin Cookins, HOU | 1,150 |
| 11. Terry McLaurin, WAS | 1,118 |

Receptions of 25+ Yards

| Player | 25+ |
|---------------------------------|-----------|
| 1. Justin Jefferson, MIN | 16 |
| 2. D.K. Metcalf, SEA | 15 |
| 3t. Tyreek Hill, KC | 14 |
| 3t. Calvin Ridley, ATL | 14 |
| 5t. Davante Adams, GB | 13 |
| 5t. DeAndre Hopkins, ARI | 13 |
| 5t. D.J. Moore, CAR | 13 |
| 8t. Brandin Cooks, HOU | 12 |
| 8t. Tim Patrick, DEN | 12 |
| 10t. Terry McLaurin, WAS | 11 |
| 10t. Chase Claypool, PIT | 11 |

THE ULTIMATE

Yards After Contact (Per Pro Football Focus, 2020)

| Player | YCO |
|-------------------------------|------------|
| 1. DeAndre Hopkins, ARI | 246 |
| 2. Justin Jefferson, MIN | 245 |
| 3. Cooper Kupp, LAR | 232 |
| 4. Amari Cooper, DAL | 230 |
| 5. Terry McLaurin, WAS | 227 |
| 6. Deebo Samuel, SF | 227 |
| 7. Robby Anderson, CAR | 209 |
| 8. Stefon Diggs, BUF | 207 |
| 9. D.K. Metcalf, SEA | 197 |
| 10. A.J. Brown, TEN | 196 |

Missed Tackles on Receptions (Per Pro Football Focus, 2020)

| Player | M/T |
|--------------------------------|-----------|
| 1t. Cooper Kupp, LAR | 21 |
| 1t. DeAndre Hopkins, CAR | 21 |
| 3. Stefon Diggs, BUF | 20 |
| 4. Darnell Mooney, CHI | 18 |
| 5t. A.J. Brown, TEN | 17 |
| 5t. D.K. Metcalf, SEA | 17 |
| 5t. Tyreek Hill, KC | 17 |
| 8. Laviska Shenault Jr., JAX | 16 |
| 9. D.J. Moore, CAR | 15 |
| 10. Terry McLaurin, WAS | 14 |

ROOKIE RECORDS

WASHINGTON ROOKIE RECEIVING RECORD BOOK

| Player [Year] | Yards |
|---------------------------------|------------|
| 1. Gary Clark [1985] | 926 |
| 2. Terry McLaurin [2019] | 919 |
| 3. Anthony Armstrong [2010] | 871 |
| 4. Charley Taylor [1964] | 814 |

| Player [Year] | TDs |
|---------------------------------|----------|
| 1. Charlie Brown [1982] | 8 |
| 2. Terry McLaurin [2019] | 7 |
| 3t. Chris Cooley [2004] | 6 |
| 3t. Hugh Taylor [1947] | 6 |

| Player [Year] | Rec. |
|----------------------------------|-----------|
| 1. Gary Clark [1985] | 72 |
| 2. Jamison Crowder [2015] | 59 |
| 3t. Terry McLaurin [2019] | 58 |
| 3t. Art Monk [1980] | 58 |

| Player [Year] | 100 Yd. Games |
|----------------------------------|---------------|
| 1t. Terry McLaurin [2019] | 3 |
| 1t. Gary Clark [1985] | 3 |

TERRY McLAURIN

| | |
|--------------------------|---|
| 3t. Charlie Brown [1982] | 2 |
| 3t. Virgil Seay [1981] | 2 |

| Player [Year] | 25+ YD Recep. |
|----------------------------------|---------------|
| 1t. Terry McLaurin [2019] | 9 |
| 1t. Anthony Armstrong [2010] | 9 |
| 3. Rod Gardner [2001] | 7 |
| 4. Michael Westbrook [1995] | 6 |

2019 ROOKIE RECEIVING LEADERS

| Player | Yards |
|-------------------------------|------------|
| 1. A.J. Brown, TEN | 1,051 |
| 2. Terry McLaurin, WAS | 919 |
| 3. D.K. Metcalf, SEA | 900 |
| 4. Deebo Samuel, SF | 802 |
| 5. Darius Slayton, NYG | 740 |

RECEIVING TOUCHDOWNS FOR ROOKIES [2019]:

| Player | Rec. TDs |
|---------------------------------------|----------|
| 1t. A.J. Brown, Tennessee | 8 |
| 1t. Darius Slayton, Giants | 8 |
| 3t. Terry McLaurin, Washington | 7 |
| 3t. Marquise Brown, Ravens | 7 |
| 3t. D.K. Metcalf, Seattle | 7 |

MOVING THE CHAINS

Terry McLaurin was one of the most consistent rookie receivers in the NFL during the 2019 season. Among all rookies, he finished tied for second in receptions and tied for third in receiving touchdowns.

TOTAL RECEPTIONS FOR ROOKIES [2019]:

| Player | Rec. |
|---------------------------------------|-----------|
| 1. Diontae Johnson, Pittsburgh | 59 |
| 2t. Terry McLaurin, Washington | 58 |
| 2t. D.K. Metcalf, Seattle | 58 |
| 4. Deebo Samuel, San Francisco | 57 |
| 5. A.J. Brown, Tennessee | 52 |



ROOKIE RANKS

Most Yards From Scrimmage [RBs]

| Player | Yards |
|-------------------------------|--------------|
| 1. Jonathan Taylor, IND | 1,468 |
| 2. James Robinson, JAX | 1,414 |
| 3. Clyde Edwards-Helaire, KC | 1,100 |
| 4. Antonio Gibson, WAS | 1,042 |
| 5. J.K. Dobbins, BAL | 925 |

Rushing Touchdowns

| Player | TDs |
|--------------------------------|-----------|
| 1t. Antonio Gibson, WAS | 11 |
| 1t. Jonathan Taylor, IND | 11 |
| 3. J.K. Dobbins, BAL | 9 |
| 4. D'Andre Swift, DET | 8 |
| 5. James Robinson, JAX | 7 |

Rushing Yards

| Player | Yards |
|-------------------------------|------------|
| 1. Jonathan Taylor, IND | 1,169 |
| 2. James Robinson, JAX | 1,070 |
| 3. J.K. Dobbins, BAL | 805 |
| 4. Clyde Edwards-Helaire | 803 |
| 5. Antonio Gibson, WAS | 795 |

MULTI-DIMENSIONAL

Rookies With 80+ Receiving Yards and 40+ Rushing Yards in a game [Since 2015]

| Player | Games |
|-----------------------|----------|
| Alvin Kamara | 3 |
| Saquon Barkley | 2 |
| Antonio Gibson | 1 |
| Javorius Allen | 1 |
| Ezekiel Elliott | 1 |
| Kareem Hunt | 1 |
| Matt Jones | 1 |
| Jeremy Langford | 1 |
| C.J. Prosise | 1 |
| James Robinson | 1 |

YARDS AFTER CONTACT [2020]

| Player | AVG |
|-------------------------------|------------|
| 1. Alvin Kamara, NO | 309 |
| 2. Mike Davis, CAR | 192 |
| 3. David Montgomery, CHI | 180 |
| 4. James Robinson, JAX | 172 |
| 5. Austin Ekeler, LAC | 166 |
| 6. Dalvin Cook, MIN | 165 |
| 7. Antonio Gibson, WAS | 155 |



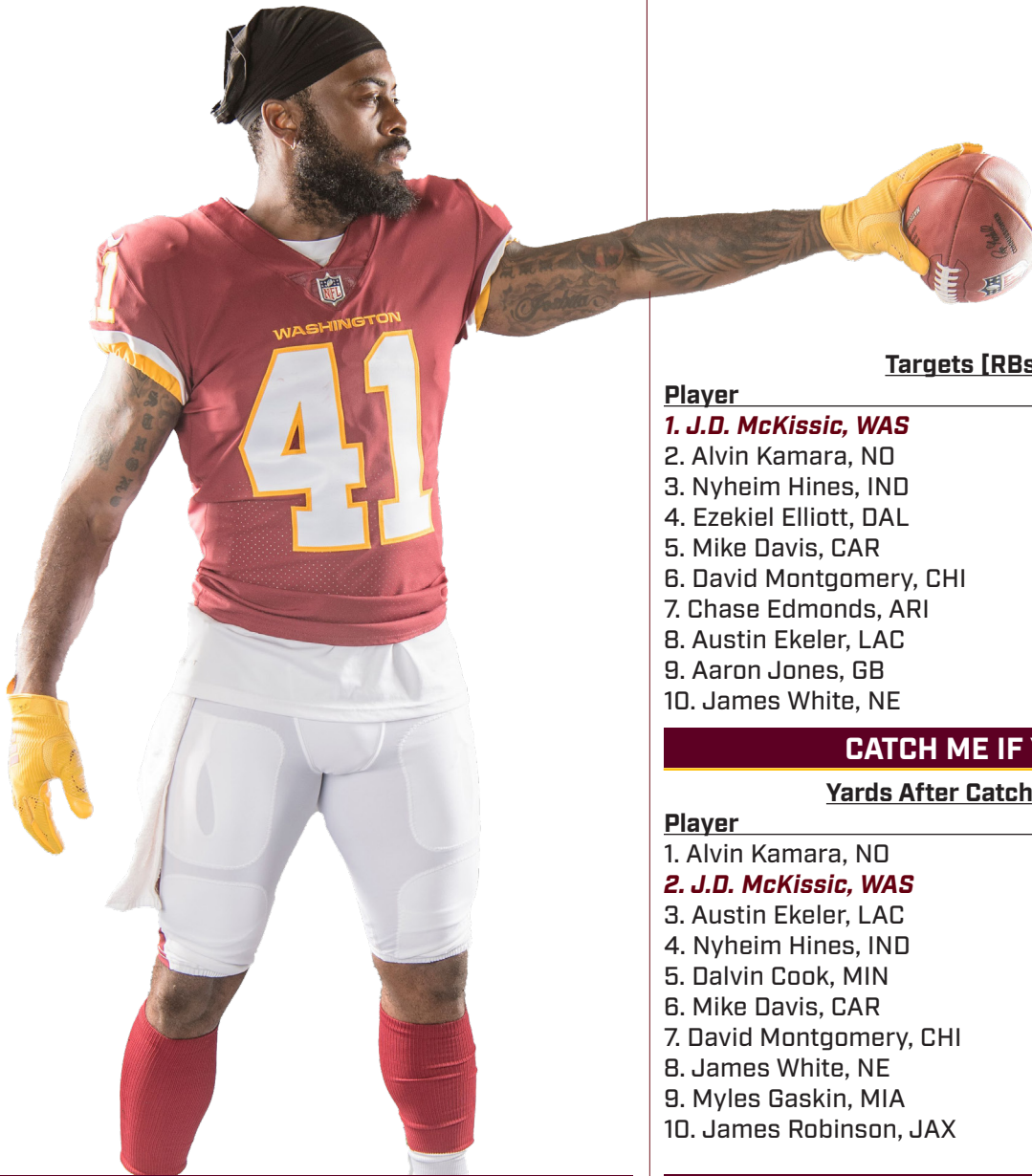
YACKING UP THE NUMBERS

Gibson impressed with his YAC numbers throughout his rookie campaign.

Yards After Catch 2020 [Rookie RBs]

| Player | YAC |
|-------------------------------|------------|
| 1. James Robinson, JAX | 397 |
| 2. Jonathan Taylor, IND | 380 |
| 3. D'Andre Swift, DET | 364 |
| 4. Antonio Gibson, WAS | 305 |
| 5. Clyde Edwards-Helaire, KC | 304 |

According to STATS LLC



HANDS AND FEET

Receiving Yards [RBs 2020]

| Player | Yards |
|------------------------------|------------|
| 1. Alvin Kamara, NO | 756 |
| 2. J.D. McKissic, WAS | 589 |
| 3. Nyheim Heims, IND | 482 |
| 4. David Montgomery, CHI | 438 |
| 5. Austin Ekeler, LAC | 403 |

Receptions [RBs 2020]

| Player | Rec. |
|------------------------------|-----------|
| 1. Alvin Kamara, NO | 83 |
| 2. J.D. McKissic, WAS | 80 |
| 3. Nyheim Hines, IND | 63 |
| 4. Mike Davis, CAR | 59 |
| 5t. Austin Ekeler, LAC | 54 |
| 5t. David Montgomery, CHI | 54 |

Targets [RBs 2020]

| Player | Tgt |
|------------------------------|------------|
| 1. J.D. McKissic, WAS | 110 |
| 2. Alvin Kamara, NO | 107 |
| 3. Nyheim Hines, IND | 76 |
| 4. Ezekiel Elliott, DAL | 71 |
| 5. Mike Davis, CAR | 70 |
| 6. David Montgomery, CHI | 68 |
| 7. Chase Edmonds, ARI | 67 |
| 8. Austin Ekeler, LAC | 65 |
| 9. Aaron Jones, GB | 63 |
| 10. James White, NE | 62 |

CATCH ME IF YOU CAN

Yards After Catch [RBs 2020]

| Player | YAC |
|------------------------------|------------|
| 1. Alvin Kamara, NO | 742 |
| 2. J.D. McKissic, WAS | 510 |
| 3. Austin Ekeler, LAC | 482 |
| 4. Nyheim Hines, IND | 476 |
| 5. Dalvin Cook, MIN | 441 |
| 6. Mike Davis, CAR | 433 |
| 7. David Montgomery, CHI | 418 |
| 8. James White, NE | 412 |
| 9. Myles Gaskin, MIA | 405 |
| 10. James Robinson, JAX | 399 |

MOVING THE CHAINS

Receiving First Downs [RBs 2020]

| Player | 1st |
|------------------------------|-----------|
| 1. Alvin Kamara, NO | 35 |
| 2. J.D. McKissic, WAS | 32 |
| 3. David Montgomery, CHI | 25 |
| 4. Nyheim Hines, IND | 24 |
| 5. Chase Edmonds, ARI | 21 |
| 6t. Austin Ekeler, LAC | 20 |
| 6t. Ezekiel Elliott, DAL | 20 |
| 6t. James White | 20 |

2020 LEADERBOARDS

Receptions [TEs]

| Player | Rec. |
|-----------------------------|-----------|
| 1. Darren Waller, LV | 107 |
| 2. Travis Kelce, KC | 105 |
| 3. Logan Thomas, WAS | 72 |
| 4. T.J. Hockenson, DET | 67 |
| 5t. Evan Engram, NYG | 63 |
| 5t. Dalton Schultz, DAL | 63 |

Targets [TEs]

| Player | Tgt. |
|------------------------------|------------|
| 1. Darren Waller, LV | 146 |
| 2. Travis Kelce, KC | 145 |
| 3t. Logan Thomas, WAS | 109 |
| 3t. Evan Engram, NYG | 109 |
| 5. T.J. Hockenson, DET | 101 |

First Downs [TEs]

| Player | 1D |
|------------------------------|-----------|
| 1. Travis Kelce, KC | 79 |
| 2. Darren Waller, LV | 69 |
| 3. T.J. Hockenson, DET | 40 |
| 4. Mark Andrews, BAL | 37 |
| 5t. Logan Thomas, WAS | 36 |
| 5t. Mike Gesicki, MIA | 36 |

Receiving Yards [TEs]

| Player | Yds. |
|-----------------------------|------------|
| 1. Travis Kelce, KC | 1,416 |
| 2. Darren Waller, LV | 1,196 |
| 3. T.J. Hockenson, DET | 723 |
| 4. Mike Gesicki, MIA | 703 |
| 5. Mark Andrews, BAL | 701 |
| 6. Noah Fant, DEN | 673 |
| 7. Logan Thomas, WAS | 670 |
| 8. Evan Engram, NYG | 654 |
| 9. George Kittle, SF | 634 |
| 10. Rob Gronkowski, TB | 623 |

FRANCHISE HISTORY

Single-Season Reception Leaders [TEs]

| Player | Year | Rec. |
|------------------------|-------------|-----------|
| 1. Jordan Reed | 2015 | 87 |
| 2. Chris Cooley | 2008 | 83 |
| 3. Chris Cooley | 2010 | 77 |
| 4. Logan Thomas | 2020 | 72 |
| 5. Chris Cooley | 2005 | 71 |
| 6. Jerry Smith | 1967 | 67 |



FOR THE RECORD

Thomas hauled in the second-most single-game receptions in franchise history in Week 15 against the Seahawks with 13. It was the most by a tight end in the club's history.

Single-Game Reception Leaders [franchise history]

| Player | Date | Rec. |
|-------------------------|-------------------------|-----------|
| 1. Roy Helu Jr. | 11/6/11 vs. SF | 14 |
| 2t. Logan Thomas | 12/20/20 vs. SEA | 13 |
| 2t. Kelvin Bryant | 12/7/86 vs. NYG | 13 |
| 2t. Art Monk | 12/15/85 vs. CIN | 13 |
| 2t. Art Monk | 11/4/90 vs. DET | 13 |
| 2t. Chris Thompson | 9/16/18 vs. IND | 13 |

LEADING THE PACK

Sacks Amongst Rookies [2020]

| Player | Sacks |
|------------------------------|------------|
| 1. Chase Young, WAS | 7.5 |
| 2. Alton Robinson, SEA | 4.0 |
| 3t. Patrick Queen, BAL | 3.0 |
| 3t. Antoine Winfield Jr., TB | 3.0 |
| 3t. D.J. Wonnum, MIN | 3.0 |

Forced Fumbles By a Rookie [Franchise History]

| Player | FF |
|------------------------|----------|
| 1t. Chase Young | 4 |
| 1t. Ryan Kerrigan | 4 |
| 3. Preston Smith | 3 |
| 4. Seven players tied | 2 |

ROOKIE SEASON

Tackles for Loss [Franchise History]

| Player | TFL |
|-----------------------|-----------|
| 1. Brian Orakpo | 13 |
| 2. Chase Young | 10 |
| 3. Ryan Kerrigan | 9 |
| 4t. LaVar Arrington | 8 |
| 4t. Montez Sweat | 8 |

Sacks [Franchise History]

| Player | Sacks |
|------------------------|------------|
| 1. Brian Orakpo | 11.0 |
| 2. Preston Smith | 8.0 |
| 3t. Chase Young | 7.5 |
| 3t. Ryan Kerrigan | 7.5 |
| 5. Montez Sweat | 7.0 |

SETTING THE RECORD STRAIGHT

In Weeks 1, 14 and 16, Young recorded both a sack and a forced fumble. He has the most games recording both for a rookie in Washington franchise history.

| Name | Year | Games |
|--------------------|-------------|----------|
| Chase Young | 2020 | 3 |
| Ryan Kerrigan | 2011 | 2 |
| Preston Smith | 2015 | 2 |
| Montez Sweat | 2019 | 2 |
| Chris Clemons | 2004 | 1 |
| Trent Murphy | 2014 | 1 |
| Brian Orakpo | 2009 | 1 |
| Daron Payne | 2018 | 1 |



WHAT GRADE DID YOU GET?

Highest Graded Rookie Defenders [min. 20% snaps]

| Player | Grade |
|----------------------------|-------------|
| 1. Chase Young, WAS | 87.2 |
| 2. Mykal Walker, ATL | 74.0 |
| 3. L'Jarius Sneed, KC | 73.9 |
| 4. Justin Madubuike, BAL | 72.1 |
| 5. Alex Highsmith, PIT | 71.9 |

According to Pro Football Focus

SACK NUMBERS

NFC EAST SACK LEADERS (2020):

| Player | Sacks |
|-----------------------------|------------|
| 1. Leonard Williams, NYG | 11.5 |
| 2. Montez Sweat, WAS | 9 |
| 3. Brandon Graham, PHI | 8 |
| 4. Chase Young, WAS | 7.5 |
| 5. Fletcher Cox, PHI | 6.5 |

THROUGH TWO SEASONS

MOST SACKS (FRANCHISE HISTORY):

| Player | Sacks |
|-------------------------|-------------|
| 1. Brian Orakpo | 19.5 |
| 2t. Montez Sweat | 16.0 |
| 2t. Ryan Kerrigan | 16.5 |
| 4. Rich Owens | 14.0 |
| 5. Preston Smith | 12.5 |

TACKLES FOR LOSS (FRANCHISE HISTORY):

| Player | TFL |
|------------------------|-----------|
| 1. Brian Orakpo | 22 |
| 2. Montez Sweat | 20 |
| 3. Ryan Kerrigan | 19 |
| 4. LaVar Arrington | 16 |
| 5. Preston Smith | 14 |

QUARTERBACK HITS (FRANCHISE HISTORY):

| Player | QBH |
|------------------------|-----------|
| 1. Montez Sweat | 33 |
| 2. Brian Orakpo | 32 |
| 3. Ryan Kerrigan | 28 |
| 4. Preston Smith | 22 |
| 5. Jonathan Allen | 21 |

PLAYERS WHO HAVE RECORDED 16+ SACKS AND AN INTERCEPTION TOUCHDOWN THROUGH 32-CAREER GAMES [NFL HISTORY]

| Player | Sacks | INT-TD |
|----------------------|-------------|----------|
| Montez Sweat | 16.0 | 1 |
| Ryan Kerrigan | 16.5 | 2 |
| Lee Williams | 16.5 | 2 |
| Leslie O'Neal | 27.0 | 2 |
| Von Miller | 30.0 | 1 |
| Clay Matthews | 23.5 | 1 |
| Kabeer Gbaja-Biamila | 24.0 | 1 |
| Demarcus Ware | 19.5 | 1 |



THE ULTIMATE

TACKLES FOR LOSS + NO GAIN [DEFENSIVE ENDS]

| Player | TFL+NG |
|-----------------------------|-----------|
| 1. J.J. Watt, HOU | 17 |
| 2. T.J. Watt, PIT | 16 |
| 3t. Demarcus Lawrence, DAL | 13 |
| 3t. Brandon Graham, PHI | 13 |
| 3t. Haason Reddick, ARI | 13 |
| 6. Montez Sweat, WAS | 12 |
| 7t. Chase Young, WAS | 11 |
| 7t. Khalil Mack, CHI | 11 |

RUN DEFENSE GRADE [DEFENSIVE ENDS]

| Player | Grade |
|-----------------------------|-------------|
| 1. Khalil Mack, CHI | 91.7 |
| 2. T.J. Watt, PIT | 90.1 |
| 3. Montez Sweat, WAS | 86.0 |
| 4. Cameron Jordan, NO | 83.6 |
| 5. Joey Bosa, LAC | 83.1 |



ROSTERS
DEPTH CHART
TRANSACTIONS



2021 ALPHABETICAL ROSTER



2021 WASHINGTON FOOTBALL TEAM ROSTER (ALPHABETICAL)

as of August 9, 2021

| NO. | LAST | FIRST | POS | HT | WT | D.O.B. | AGE | EXP. | COLLEGE | HS HOMETOWN | HOW ACQ. |
|-----|----------------|-----------|-----|------|-----|------------|-----|------|----------------------|-------------------------------|--------------|
| 93 | Allen | Jonathan | DT | 6-3 | 300 | 1/16/1995 | 26 | 5 | Alabama | Ashburn, Va. | D1-17 |
| 8 | Allen | Kyle | QB | 6-3 | 210 | 3/8/1996 | 25 | 4 | Houston | Scottsdale, Ariz. | T (CAR)-20 |
| 30 | Anke | Troy | S | 6-1 | 205 | 4/11/1995 | 26 | 4 | Penn State | Pittsburgh, Pa. | D4-18 |
| 64 | R Bada | David | DL | 6-4 | 293 | 4/24/1995 | 26 | 1 | | Munich, Germany | FA-20 |
| 25 | W Barber | Peyton | RB | 5-11 | 225 | 2/27/1994 | 27 | 6 | Auburn | Alpharetta, Ga. | UFA (TB)-20 |
| 87 | Bates | John | TE | 6-6 | 256 | 11/6/1997 | 23 | R | Boise State | Lebanon, Ore. | D4-21 |
| 63 | W Benzschawel | Beau | G | 6-6 | 300 | 9/10/1995 | 25 | 3 | Wisconsin | Grafton, Wisc. | W (HOU)-21 |
| 53 | Bostic | Jon | LB | 6-1 | 245 | 5/5/1991 | 30 | 9 | Florida | Wellington, Fla. | FA-20 |
| 56 | Bradley-King | William | DE | 6-4 | 248 | 12/22/1997 | 23 | R | Baylor | Kansas City, Mo. | D7a-21 |
| 2 | Brown | Dvami | WR | 6-0 | 185 | 11/1/1999 | 21 | R | North Carolina | Charlotte, N.C. | D3b-21 |
| 38 | R Brown | Jordan | CB | 6-0 | 197 | 3/26/1996 | 25 | 3 | South Dakota State | Omaha, Neb. | FA-20 |
| 12 | Brown | Tony | WR | 6-1 | 195 | 8/8/1997 | 24 | 1 | Colorado | La Miranda, Calif. | FA-20 |
| 16 | Carter | DeAndre | WR | 5-8 | 190 | 4/10/1993 | 28 | 4 | Sacramento State | San Jose, Calif. | FA-21 |
| 77 | Charles | Saahdiq | T | 6-4 | 322 | 7/26/1999 | 22 | 2 | LSU | New Orleans, La. | D4a-20 |
| 54 | Cheeseman | Camaron | LS | 6-4 | 230 | 4/26/1998 | 23 | R | Michigan | New Albany, Ohio | D6-21 |
| 26 | Collins | Landon | S | 6-0 | 218 | 1/10/1994 | 27 | 7 | Alabama | New Orleans, La. | UFA (NYG)-19 |
| 76 | Cosmi | Samuel | T | 6-7 | 309 | 2/16/1999 | 22 | 7 | Texas | Humble, Texas | D2-21 |
| 31 | Curl | Kamren | S | 6-2 | 198 | 3/3/1999 | 22 | 2 | Arkansas | San Diego, Calif. | D7a-20 |
| 52 | Davis | Jamin | LB | 6-4 | 234 | 12/12/1998 | 22 | R | Kentucky | Honolulu, Hawaii | D1-20 |
| 22 | Everett | Deshaazor | S | 6-0 | 203 | 2/22/1992 | 29 | 7 | Texas A&M | DeRidder, La. | FA-15 |
| 14 | Fitzpatrick | Ryan | QB | 6-2 | 228 | 11/24/1982 | 38 | 17 | Harvard | Gilbert, Ariz. | UFA (MIA)-21 |
| 79 | W Flowers Sr. | Ereck | G | 6-6 | 330 | 4/25/1994 | 27 | 7 | Miami | Miami, Fla. | T (MIA)-21 |
| 48 | Forrest | Darrick | S | 6-0 | 200 | 5/22/1999 | 22 | R | Cincinnati | Columbus, Ohio | D5-21 |
| 29 | Fuller | Kendall | CB | 5-11 | 198 | 2/13/1995 | 26 | 6 | Virginia Tech | Baltimore, Md. | UFA (KC)-20 |
| 11 | Gandy-Golden | Antonio | WR | 6-4 | 223 | 4/11/1998 | 23 | 2 | Liberty | Chicago, Ill. | D4b-20 |
| 24 | W Gibson | Antonio | RB | 6-2 | 221 | 6/23/1998 | 23 | 2 | Memphis | Stockbridge, Ga. | D3-20 |
| 85 | Guggemos | Nick | TE | 6-5 | 253 | 12/17/1995 | 25 | R | St. Thomas (MN) | Minneapolis, Minn. | FA-21 |
| 13 | Harmon | Kelvin | WR | 6-2 | 215 | 12/15/1996 | 24 | 3 | North Carolina State | Palmvra, N.J. | D6-19 |
| 4 | Heinicke | Taylor | OB | 6-1 | 210 | 3/15/1993 | 28 | 7 | Old Dominion | Atlanta, Ga. | FA-20 |
| 88 | Heminewav | Temarrick | TE | 6-5 | 245 | 7/30/1996 | 25 | 5 | South Carolina St. | Loris, S.C. | FA-20 |
| 55 | Holcomb | Cole | LB | 6-1 | 240 | 7/30/1996 | 25 | 5 | North Carolina | New Smyrna Beach, Fla. | D3b-19 |
| 3 | Hopkins | Dustin | K | 6-2 | 205 | 10/1/1990 | 30 | 3 | Florida State | Houston, Texas | FA-15 |
| 37 | Hudson | Khalake | LB | 6-0 | 220 | 12/6/1997 | 23 | 2 | Michigan | McKeesport, Pa. | D5b-20 |
| 19 | Humphries | Adam | WR | 5-11 | 195 | 6/24/1993 | 28 | 7 | Clemson | Spartanburg, S.C. | UFA (TEN)-21 |
| 98 | Ioannidis | Matt | DT | 6-3 | 310 | 1/11/1994 | 27 | 6 | Temple | Flemington, N.J. | D5-16 |
| 60 | Ismael | Keith | C | 6-3 | 310 | 7/25/1998 | 23 | 2 | San Diego State | Oakland, Calif. | D5a-20 |
| 23 | Jackson III | William | CB | 6-0 | 196 | 10/27/1992 | 28 | 5 | Houston | Houston, Texas | UFA (CIN)-21 |
| 32 | Johnson | Dannv | CB | 5-9 | 181 | 11/17/1995 | 25 | 4 | Southern | Jackson, La. | CFA-18 |
| 59 | Kunaszyk | Jordan | LB | 6-3 | 235 | 10/15/1996 | 24 | 3 | California | Sacramento, Calif. | FA-20 |
| 69 | Larsen | Tyler | C | 6-4 | 325 | 7/8/1991 | 30 | 7 | Utah State | Salt Lake City, Utah | FA-21 |
| 92 | Lawrence | Devaroe | DT | 6-2 | 295 | 10/13/1992 | 28 | 4 | Auburn | Greenville, S.C. | FA-20 |
| 72 | Leno Jr. | Charles | T | 6-3 | 307 | 10/9/1991 | 29 | 8 | Boise State | Oakland, Calif. | FA-21 |
| 68 | Leonard | Rick | T | 6-7 | 311 | 11/22/1996 | 24 | 4 | Florida State | Middletown, Md. | FA-20 |
| 78 | Lucas | Cornelius | T | 6-8 | 327 | 7/18/1991 | 30 | 8 | Kansas State | New Orleans, La. | UFA (CHI)-20 |
| 46 | R Luke | Cole | S | 5-11 | 200 | 6/30/1995 | 26 | 5 | Notre Dame | Chandler, Ariz. | FA-20 |
| 67 | Martin | Wes | G | 6-3 | 315 | 5/9/1996 | 25 | 3 | Indiana | West Milton, Ohio | D4b-19 |
| 51 | Mavo | David | LB | 6-2 | 240 | 8/18/1993 | 27 | 7 | Texas State | Scappoose, Ore. | FA-21 |
| 38 | R McCain | Bobby | S | 5-11 | 192 | 8/18/1993 | 27 | 7 | Memphis | Sylacauga, Ala. | FA-21 |
| 41 | McKissie | J.D. | RB | 5-10 | 195 | 8/15/1993 | 27 | 6 | Arkansas State | Phenix City, Ala. | UFA (DET)-20 |
| 17 | McLaurin | Terry | WR | 6-0 | 210 | 9/18/1995 | 25 | 3 | Ohio State | Indianapolis, Ind. | D3-19 |
| 35 | R McIver | Corrv | CB | 5-11 | 188 | 4/10/1995 | 26 | 3 | Norv | Los Angeles, Calif. | FA-21 |
| 24 | R Miller | Chris | CB | 5-11 | 191 | 10/6/1997 | 23 | 1 | Baylor | Frisco, Texas | W (ARI)-21 |
| 36 | Miller | Lamar | RB | 5-10 | 221 | 4/25/1991 | 30 | 10 | Miami | Miami, Fla. | FA-20 |
| 84 | Milne | Dax | WR | 6-1 | 190 | 6/23/1999 | 22 | R | BYU | South Jordan, Utah | D7c-21 |
| 6 | Montez | Steven | QB | 6-5 | 235 | 1/14/1997 | 24 | 1 | Colorado | Oakland, Calif. | CFA-20 |
| 20 | Moreland | Jimmy | CB | 5-11 | 182 | 8/26/1995 | 25 | 3 | James Madison | Royal Palm Beach, Fla. | D7a-19 |
| 50 | Norris | Jared | LB | 6-1 | 238 | 7/19/1993 | 28 | 5 | Utah | Bakersfield, Calif. | FA-20 |
| 35 | W Patterson | Jaret | RB | 5-9 | 195 | 12/23/1999 | 21 | R | Buffalo | Glendale, Md. | UDFA-21 |
| 94 | Payne | Daron | DT | 6-3 | 320 | 5/27/1997 | 24 | 4 | Alabama | Irondale, Ala. | D1-18 |
| 45 | R Phillips | Justin | LB | 6-0 | 235 | 10/10/1995 | 25 | 3 | Oklahoma State | Houston, Texas | FA-20 |
| 39 | Reaves | Jeremv | S | 5-11 | 200 | 8/29/1996 | 24 | 4 | South Alabama | Pensacola, Fla. | FA-18 |
| 79 | R Reed | Justus | DE | 6-3 | 253 | 5/8/1996 | 25 | R | Virginia Tech | Clearwater, Fla. | FA-21 |
| 80 | Reves | Sammis | TE | 6-7 | 240 | 10/19/1995 | 25 | R | Tulane | Talcahuano, Chile | FA-21 |
| 34 | Roberts | Darvrl | CB | 6-0 | 182 | 11/26/1990 | 30 | 6 | Marshall | Lakeland, Fla. | FA-21 |
| 57 | Rotumi | Bunmi | DE | 6-4 | 260 | 7/16/1995 | 26 | 1 | Old Dominion | Alexandria, Va. | FA-21 |
| 73 | Roullier | Chase | C | 6-4 | 312 | 8/23/1993 | 27 | 5 | Wyoming | Burnsville, Minn. | D6a-17 |
| 75 | Scherff | Brandon | G | 6-5 | 315 | 12/26/1991 | 29 | 7 | Iowa | Denison, Iowa | D1-15 |
| 71 | Schweitzer | Wes | G | 6-4 | 300 | 9/11/1993 | 27 | 6 | San Jose State | Scottsdale, Ariz. | UFA (ATL)-20 |
| 83 | Seals-Jones | Ricky | TE | 6-5 | 243 | 3/15/1995 | 26 | 5 | Texas A&M | Sealv, Texas | FA-21 |
| 97 | Settle | Cam | DT | 6-3 | 308 | 7/11/1997 | 24 | 4 | Virginia Tech | Manassas, Va. | D5-18 |
| 89 | Sims | Cam | WR | 6-5 | 220 | 1/16/1996 | 25 | 4 | Alabama | Monroe, La. | CFA-18 |
| 15 | Sims Jr. | Steven | WR | 5-10 | 190 | 3/31/1997 | 24 | 3 | Kansas | Houston, Texas | CFA-19 |
| 96 | Smith-Williams | James | DE | 6-3 | 265 | 7/30/1997 | 24 | 2 | North Carolina State | Raleigh, N.C. | D7b-20 |
| 25 | R St-Juste | Benjamin | CB | 6-3 | 200 | 9/8/1997 | 23 | R | Minnesota | Montreal, Quebec | D3a-21 |
| 66 | Steinmetz | David | T | 6-8 | 321 | 3/1/1995 | 26 | 4 | Purdue | Grafton, Mass. | FA-20 |
| 36 | R Stephens | Linden | CB | 6-0 | 193 | 3/21/1995 | 26 | 4 | Cincinnati | Euclid, Ohio | FA-21 |
| 90 | Sweat | Montez | DE | 6-6 | 262 | 9/4/1996 | 24 | 3 | Mississippi State | Stone Mountain, Ga. | D1b-19 |
| 82 | Thomas | Logan | TE | 6-6 | 250 | 7/1/1991 | 30 | 8 | Virginia Tech | Lynchburg, Va. | UFA (DET)-20 |
| 58 | Toney | Shaka | DE | 6-3 | 231 | 1/7/1998 | 23 | R | Penn State | Philadelphia, Pa. | D7b-21 |
| 95 | Toohill | Casey | DE | 6-5 | 250 | 8/21/1996 | 24 | 2 | Stanford | San Diego, Calif. | W (PHI)-20 |
| 61 | Toth | Jon | C | 6-5 | 310 | 2/11/1994 | 27 | 5 | Kentucky | Indianapolis, Ind. | FA-21 |
| 40 | Walker | Joe | LB | 6-2 | 236 | 12/11/1992 | 28 | 5 | Oregon | Palos Verdes Peninsula, Calif | FA-21 |
| 5 | Wav | Tress | P | 6-1 | 220 | 4/18/1990 | 31 | 8 | Oklahoma | Tulsa, Okla. | W (CHI)-14 |
| 38 | W Williams | Jonathan | RB | 6-0 | 217 | 2/2/1994 | 27 | 6 | Arkansas | Dallas, Texas | FA-20 |
| 63 | R Wise | Daniel | DE | 6-3 | 285 | 1/16/1996 | 25 | 4 | Kansas | Carrollton, Texas | FA-21 |
| 62 | Wright | Gabe | DT | 6-3 | 295 | 4/3/1992 | 29 | 7 | Auburn | Columbus, Ga. | FA-21 |
| 18 | Wright | Isaiah | WR | 6-2 | 220 | 1/13/1997 | 24 | 2 | Temple | West Hartford, Conn. | CFA-20 |
| 99 | Young | Chase | DE | 6-5 | 265 | 4/14/1999 | 22 | 2 | Ohio State | Upper Marlboro, Md. | D1-20 |

RESERVE/COVID

| | | | | | | | | | | | |
|----|--------|--------|----|------|-----|------------|----|---|------------|-------------------|--------------|
| 10 | Samuel | Curtis | WR | 5-11 | 195 | 8/11/1996 | 24 | 5 | Ohio State | Brooklyn, N.Y. | UFA (CIN)-21 |
| 74 | Sharpe | David | T | 6-6 | 330 | 10/21/1995 | 25 | 5 | Florida | Jacksonville, Fla | T (LV)-20 |

ACTIVE/PHYSICALLY UNABLE TO PERFORM

| | | | | | | | | | | | |
|----|---------|------|----|-----|-----|----------|----|---|---------------|----------------|--------|
| 37 | Stroman | Greg | CB | 6-0 | 182 | 3/8/1996 | 25 | 4 | Virginia Tech | Warrenton, Va. | D7a-18 |
|----|---------|------|----|-----|-----|----------|----|---|---------------|----------------|--------|

RESERVE/DID NOT REPORT

| | | | | | | | | | | | |
|----|---------|--------|-----|-----|-----|------------|----|---|-------|---------------------|-------|
| 86 | Swoopes | Ivone | TE | 6-4 | 254 | 11/14/1994 | 26 | 5 | Texas | Stephenville, Texas | FA-20 |
| 61 | Toran | Naicee | C/G | 6-2 | 305 | 11/15/1995 | 25 | 4 | UCLA | Houston, Texas | FA-21 |

RESERVE/INJURED

| | | | | | | | | | | | |
|----|------------|-------|----|-----|-----|-----------|----|---|------------|-------------------|-------|
| 45 | W Cantrell | Dylan | TE | 6-3 | 223 | 6/29/1994 | 27 | 4 | Texas Tech | Whitehouse, Texas | FA-20 |
| 57 | Jelks | Jalen | DE | 6-5 | 250 | 8/3/1996 | 25 | 3 | Oregon | Phoenix, Ariz. | FA-20 |

Key: UFA - unrestricted free agent | FA - free agent | RFA - restricted free agent | CFA - college free agent | T - trade | W - waivers | D - draft | SD - supplemental draft | PS - signed from practice squad

Head Coach: Ron Rivera

Assistant Coaches: Jack Del Rio (Defensive Coordinator), Nate Kaczor (Special Teams Coordinator), Scott Turner (Offensive Coordinator), Luke Del Rio (Offensive Quality Control), Chad Englehart (Strength and Conditioning), Chris Harris (Defensive Backs), Pete Hoerner (Tight Ends), Jim Hostler (Senior Offensive Assistant), Ben Jacobs (Assistant Special Teams), Randy Jordan (Running Backs), Jennifer King (Assistant Running Backs Coach), Kavan Latham (Asst. Strength & Conditioning), John Matsko (Offensive Line), Sam Mills III (Defensive Line), Brett Nenaber (Director of Athletic Performance), Vincent Rivera (Defensive Quality Control), Richard Rodgers (Assistant Defensive Backs), Steve Russ (Linebackers), Jake Sankal (Asst. Strength & Conditioning), Todd Storm (Offensive Quality Control), Drew Terrell (Wide Receivers), Brent Vieselmeier (Assistant Defensive Backs/Nickel), Travelle Wharton (Assistant Offensive Line), Ken Zampese (Quarterbacks), Jeff Zgonina (Assistant Defensive Line).



2021 NUMERICAL ROSTER



2021 WASHINGTON FOOTBALL TEAM ROSTER (NUMERICAL)

as of August 9, 2021

| NO. | FIRST | LAST | POS | HT | WT | D.O.B. | AGE | EXP. | COLLEGE | HS HOMETOWN | HOW ACQ. |
|-----|------------|----------------|-----|------|-----|------------|-----|------|----------------------|--------------------------------|---------------|
| 2 | Dyami | Brown | WR | 6-0 | 185 | 11/1/1999 | 21 | R | North Carolina | Charlotte, N.C. | D3b-'21 |
| 3 | Dustin | Hopkins | K | 6-2 | 205 | 10/1/1990 | 30 | 8 | Florida State | Houston, Texas | FA-'15 |
| 4 | Taylor | Heinicke | OB | 6-1 | 210 | 3/15/1993 | 28 | 7 | Old Dominion | Atlanta, Ga. | FA-'20 |
| 5 | Tress | Wav | P | 6-1 | 220 | 4/18/1990 | 31 | 8 | Oklahoma | Tulsa, Okla. | W (CHI)-'14 |
| 6 | Steven | Montez | OB | 6-5 | 235 | 1/14/1997 | 24 | 1 | Colorado | Oakland, Calif | CFA-'20 |
| 8 | Kyle | Allen | OB | 6-3 | 210 | 3/8/1996 | 25 | 4 | Houston | Scottsdale, Ariz. | T (CAR)-'20 |
| 11 | Antonio | Gandy-Golden | WR | 6-4 | 223 | 4/11/1998 | 23 | 2 | Liberty | Chicago, Ill. | D4b-'20 |
| 12 | Tony | Brown | WR | 6-1 | 195 | 8/8/1997 | 24 | 1 | Colorado | La Mirada, Calif. | FA-'20 |
| 13 | Kelvin | Harmon | WR | 6-2 | 215 | 12/15/1996 | 24 | 3 | North Carolina State | Palmvra, N.J. | D6-'19 |
| 14 | Ryan | Fitzpatrick | OB | 6-2 | 228 | 11/24/1982 | 38 | 17 | Harvard | Gilbert, Ariz. | UFA (MIA)-'21 |
| 15 | Steven | Sims Jr. | WR | 5-10 | 190 | 3/31/1997 | 24 | 3 | Kansas | Houston, Texas | CFA-'19 |
| 16 | DeAndre | Carter | WR | 5-8 | 190 | 4/10/1993 | 28 | 4 | Sacramento State | San Jose, Calif. | FA-'21 |
| 17 | Terry | McLaurin | WR | 6-0 | 210 | 9/15/1995 | 25 | 3 | Ohio State | Indianapolis, Ind. | D3-'19 |
| 18 | Isaiah | Wright | WR | 6-2 | 220 | 1/13/1997 | 24 | 2 | Temple | West Hartford, Conn. | CFA-'20 |
| 19 | Adam | Humphries | WR | 5-11 | 195 | 6/24/1993 | 28 | 7 | Clemson | Spartanburg, S.C. | UFA (TEN)-'21 |
| 20 | Jimmy | Moreland | CB | 5-11 | 182 | 8/26/1995 | 25 | 3 | James Madison | Royal Palm Beach, Fla. | D7a-'19 |
| 22 | Deshazor | Everett | S | 6-0 | 203 | 2/22/1992 | 29 | 7 | Texas A&M | DeRidder, La. | FA-'15 |
| 23 | William | Jackson III | CB | 6-0 | 196 | 10/27/1992 | 28 | 5 | Houston | Houston, Texas | UFA (CIN)-'21 |
| 24 | W Antonio | Gibson | RB | 6-2 | 221 | 6/23/1998 | 23 | 2 | Memphis | Stockbridge, Ga. | D3-'20 |
| 24 | R Chris | Miller | CB | 5-11 | 191 | 10/6/1997 | 23 | 1 | Baylor | Frisco, Texas | W (ARI)-'21 |
| 25 | W Peyton | Barber | RB | 5-11 | 225 | 2/27/1994 | 27 | 6 | Auburn | Alpharetta, Ga. | UFA (TB)-'20 |
| 25 | R Benjamin | St-Juste | CB | 6-3 | 200 | 9/8/1997 | 23 | R | Minnesota | Montreal, Quebec | D3a-'21 |
| 26 | Landon | Collins | S | 6-0 | 218 | 1/10/1994 | 27 | 7 | Alabama | New Orleans, La. | UFA (NYG)-'19 |
| 29 | Kendall | Fuller | CB | 5-11 | 198 | 2/13/1995 | 26 | 6 | Virginia Tech | Baltimore, Md. | UFA (KC)-'20 |
| 30 | Troy | Anke | S | 6-1 | 205 | 4/11/1995 | 26 | 4 | Penn State | Pittsburgh, Pa. | D4-'18 |
| 31 | Kamren | Curl | S | 6-2 | 198 | 3/3/1999 | 22 | 2 | Arkansas | San Diego, Calif | D7a-'20 |
| 32 | Danny | Johnson | CB | 5-9 | 181 | 11/17/1995 | 25 | 4 | Southern | Jackson, La. | CFA-'18 |
| 34 | Darrel | Roberts | CB | 6-0 | 182 | 11/26/1990 | 30 | 6 | Marshall | Lakeland, Fla. | FA-'21 |
| 35 | W Jaret | Patterson | RB | 5-9 | 195 | 12/23/1999 | 21 | R | Buffalo | Glendale, Md. | UDFA-'21 |
| 35 | R Torry | McIver | CB | 5-11 | 188 | 4/10/1995 | 26 | 5 | UNLV | Los Angeles, Calif. | FA-'21 |
| 36 | W Lamar | Miller | RB | 5-10 | 221 | 4/25/1991 | 30 | 10 | Miami | Miami, Fla. | FA-'20 |
| 36 | R Linden | Stephens | CB | 6-0 | 193 | 3/21/1995 | 26 | 4 | Cincinnati | Euclid, Ohio | FA-'21 |
| 38 | W Jonathan | Williams | RB | 6-0 | 217 | 2/2/1994 | 27 | 6 | Arkansas | Dallas, Texas | FA-'20 |
| 38 | R Bobby | McCaïn | S | 5-11 | 192 | 8/18/1993 | 27 | 7 | Memphis | Sylacauga, Ala. | FA-'21 |
| 39 | Jeremy | Reaves | S | 5-11 | 200 | 8/29/1996 | 24 | 4 | South Alabama | Pensacola, Fla. | FA-'18 |
| 40 | Joe | Walker | LB | 6-2 | 236 | 12/11/1992 | 28 | 5 | Oregon | Palos Verdes Peninsula, Calif. | FA-'21 |
| 41 | R Jordan | Brown | CB | 6-0 | 197 | 3/26/1996 | 25 | 3 | South Dakota State | Omaha, Neb. | FA-'20 |
| 41 | W J.D. | McKissic | RB | 5-10 | 195 | 8/15/1993 | 27 | 6 | Arkansas State | Phenix City, Ala. | UFA (DET)-'20 |
| 45 | R Justin | Phillips | LB | 6-0 | 235 | 10/10/1995 | 25 | 3 | Oklahoma State | Houston, Texas | FA-'20 |
| 46 | Cole | Luke | S | 5-11 | 200 | 6/30/1995 | 26 | 5 | Notre Dame | Chandler, Ariz. | FA-'20 |
| 47 | Khaleke | Hudson | LB | 6-0 | 220 | 12/6/1997 | 23 | 2 | Michigan | McKeesport, Pa. | D5b-'20 |
| 48 | Darrick | Forrest | S | 6-0 | 200 | 5/22/1999 | 22 | R | Cincinnati | Columbus, Ohio | D5-'21 |
| 50 | Jared | Norris | LB | 6-1 | 238 | 7/19/1993 | 28 | 5 | Utah | Bakersfield, Calif. | FA-'20 |
| 51 | David | Mayo | LB | 6-2 | 240 | 8/18/1993 | 27 | 7 | Texas State | Scappoose, Ore. | FA-'21 |
| 52 | Jamin | Davis | LB | 6-4 | 234 | 12/12/1998 | 22 | R | Kentucky | Honolulu, Hawaii | D1-'20 |
| 53 | Jon | Bostic | LB | 6-1 | 245 | 5/5/1991 | 30 | 9 | Florida | Wellington, Fla. | FA-'19 |
| 54 | Carnaron | Cheseman | LS | 6-4 | 240 | 4/26/1998 | 23 | R | Michigan | New Albany, Ohio | D6-'21 |
| 55 | Cole | Holcomb | LB | 6-1 | 240 | 7/30/1996 | 25 | 3 | North Carolina | New Smyrna Beach, Fla. | D5b-'19 |
| 56 | William | Bradley-King | DE | 6-4 | 248 | 12/22/1997 | 23 | R | Baylor | Kansas City, Mo. | D7a-'21 |
| 57 | Bunmi | Rotimi | DE | 6-4 | 260 | 7/16/1995 | 26 | 1 | Old Dominion | Alexandria, Va. | FA-'21 |
| 58 | Shaka | Toney | DE | 6-3 | 231 | 1/7/1998 | 23 | R | Penn State | Philadelphia, Pa. | D7b-'21 |
| 59 | Jordan | Kunaszyk | LB | 6-3 | 235 | 10/15/1996 | 24 | 3 | California | Sacramento, Calif. | FA-'20 |
| 60 | Keith | Ismail | C | 6-3 | 310 | 7/25/1998 | 23 | 2 | San Diego State | Oakland, Calif | D5a-'20 |
| 61 | Jon | Toth | C | 6-5 | 310 | 2/11/1994 | 27 | 5 | Kentucky | Indianapolis, Ind. | FA-'21 |
| 62 | Gabe | Wright | DT | 6-3 | 295 | 4/3/1992 | 29 | 7 | Auburn | Columbus, Ga. | FA-'21 |
| 63 | W Beau | Benzschawel | G | 6-6 | 300 | 9/10/1995 | 25 | 3 | Wisconsin | Grafton, Wisc. | W (HOU)-'21 |
| 63 | R Daniel | Wise | DE | 6-3 | 285 | 1/16/1996 | 25 | 3 | Kansas | Carrollton, Texas | FA-'21 |
| 64 | David | Bada | DL | 6-4 | 293 | 4/24/1995 | 26 | 1 | Michigan | Munich, Germany | FA-'20 |
| 66 | David | Steinmetz | T | 6-8 | 321 | 3/1/1995 | 26 | 4 | Purdue | Grafton, Mass. | FA-'20 |
| 67 | Wes | Martin | G | 6-3 | 315 | 5/9/1996 | 25 | 3 | Indiana | West Milton, Ohio | D4b-'19 |
| 68 | Rick | Leonard | T | 6-7 | 311 | 11/22/1996 | 24 | 4 | Florida State | Middletown, Md. | FA-'20 |
| 69 | Tyler | Larsen | C | 6-4 | 325 | 7/8/1991 | 30 | 7 | Utah State | Salt Lake City, Utah | FA-'21 |
| 71 | Wes | Schweitzer | G | 6-4 | 300 | 9/11/1993 | 27 | 6 | San Jose State | Scottsdale, Ariz. | UFA (ATL)-'20 |
| 72 | Charles | Leno Jr. | T | 6-3 | 307 | 10/9/1991 | 29 | 8 | Boise State | Oakland, Calif | FA-'21 |
| 73 | Chase | Roulier | C | 6-4 | 312 | 8/23/1993 | 27 | 5 | Wyoming | Burnsville, Minn. | D6a-'17 |
| 75 | Brandon | Scherff | G | 6-5 | 315 | 12/26/1991 | 29 | 7 | Iowa | Denison, Iowa | D1-'15 |
| 76 | Samuel | Commi | T | 6-7 | 309 | 2/16/1999 | 22 | R | Texas | Humble, Texas | D2-'21 |
| 77 | Saahdiq | Charles | T | 6-4 | 322 | 7/26/1999 | 22 | 2 | LSU | New Orleans, La. | D4a-'20 |
| 78 | Cornelius | Lucas | T | 6-8 | 327 | 7/18/1991 | 30 | 8 | Kansas State | New Orleans, La. | UFA (CHI)-'20 |
| 79 | W Ereck | Flowers Sr. | G | 6-6 | 330 | 4/25/1994 | 27 | 7 | Miami | Miami, Fla. | T (MIA)-'21 |
| 79 | R Justus | Reed | DE | 6-3 | 253 | 5/8/1996 | 25 | R | Virginia Tech | Clearwater, Fla. | FA-'21 |
| 80 | Sammis | Reves | TE | 6-7 | 240 | 10/19/1995 | 25 | R | Tulane | Talcahuano, Chile | FA-'21 |
| 82 | Logan | Thomas | TE | 6-6 | 250 | 7/1/1991 | 30 | 8 | Virginia Tech | Lynchburg, Va. | UFA (DET)-'20 |
| 83 | Rickv | Seals-Jones | TE | 6-5 | 243 | 3/15/1995 | 26 | 5 | Texas A&M | Sealy, Texas | FA-'21 |
| 84 | Dax | Milne | WR | 6-1 | 190 | 6/23/1999 | 22 | R | BYU | South Jordan, Utah | D7c-'21 |
| 85 | Nick | Guzgemos | TE | 6-5 | 253 | 12/17/1995 | 25 | R | St. Thomas (MN) | Minneapolis, Minn. | FA-'21 |
| 87 | John | Bates | TE | 6-6 | 256 | 11/6/1997 | 23 | R | Boise State | Lebanon, Ore. | D4-'21 |
| 88 | Temarrick | Hemingway | TE | 6-5 | 245 | 7/30/1993 | 28 | 5 | South Carolina St. | Loris, S.C. | FA-'20 |
| 89 | Cam | Sims | WR | 6-5 | 220 | 1/6/1996 | 25 | 4 | Alabama | Monroe, La. | CFA-'18 |
| 90 | Montez | Sweet | DE | 6-6 | 262 | 9/4/1996 | 24 | 3 | Mississippi State | Stone Mountain, Ga. | D1b-'19 |
| 92 | Devon | Lawrence | DT | 6-7 | 295 | 10/13/1992 | 28 | 4 | Auburn | Greenville, S.C. | FA-'20 |
| 93 | Jonathan | Allen | DE | 6-3 | 300 | 1/16/1995 | 26 | 5 | Alabama | Ashburn, Va. | D1-'17 |
| 94 | Daron | Payne | DT | 6-3 | 320 | 5/27/1997 | 24 | 4 | Alabama | Irondale, Ala. | D1-'18 |
| 95 | Casev | Toohill | DE | 6-5 | 250 | 8/21/1996 | 24 | 2 | Stanford | San Diego, Calif | W (PHI)-'20 |
| 96 | James | Smith-Williams | DE | 6-3 | 265 | 7/30/1997 | 24 | 2 | North Carolina State | Raleigh, N.C. | D7b-'20 |
| 97 | Tim | Settle | DT | 6-3 | 308 | 7/11/1997 | 24 | 4 | Virginia Tech | Manassas, Va. | D5-'18 |
| 98 | Matt | Ioannidis | DT | 6-3 | 310 | 1/11/1994 | 27 | 6 | Temple | Flemington, N.J. | D5-'16 |
| 99 | Chase | Young | DE | 6-5 | 265 | 4/14/1999 | 22 | 2 | Ohio State | Upper Marlboro, Md. | D1-'20 |

RESERVE/COVID

| | | | | | | | | | | | |
|----|--------|--------|----|------|-----|------------|----|---|------------|--------------------|---------------|
| 10 | Curtis | Samuel | WR | 5-11 | 195 | 8/11/1996 | 24 | 5 | Ohio State | Brooklyn, N.Y. | UFA (CIN)-'21 |
| 74 | David | Sharpe | T | 6-6 | 330 | 10/21/1995 | 25 | 5 | Florida | Jacksonville, Fla. | T (LV)-'20 |

ACTIVE/PHYSICALLY UNABLE TO PERFORM

| | | | | | | | | | | | |
|----|------|---------|----|-----|-----|----------|----|---|---------------|----------------|---------|
| 37 | Greg | Stroman | CB | 6-0 | 182 | 3/8/1996 | 25 | 4 | Virginia Tech | Warrenton, Va. | D7a-'18 |
|----|------|---------|----|-----|-----|----------|----|---|---------------|----------------|---------|

RESERVE/DID NOT REPORT

| | | | | | | | | | | | |
|----|--------|---------|-----|-----|-----|------------|----|---|-------|---------------------|--------|
| 86 | Tyrone | Swoopes | TE | 6-4 | 254 | 11/14/1994 | 26 | 5 | Texas | Stephenville, Texas | FA-'20 |
| 61 | Najee | Toran | C/G | 6-2 | 305 | 11/15/1995 | 25 | 4 | UCLA | Houston, Texas | FA-'21 |

RESERVE/INJURED

| | | | | | | | | | | | |
|----|---------|----------|----|-----|-----|-----------|----|---|------------|-------------------|--------|
| 45 | W Dylan | Cantrell | TE | 6-3 | 223 | 6/29/1994 | 27 | 4 | Texas Tech | Whitehouse, Texas | FA-'20 |
| 57 | Jalen | Jelks | DE | 6-5 | 250 | 8/3/1996 | 25 | 3 | Oregon | Phoenix, Ariz. | FA-'20 |

Key: UFA - unrestricted free agent | FA - free agent | RFA - restricted free agent | CFA - college free agent | T - trade | W - waivers | D - draft | SD - supplemental draft | PS - signed from practice squad

Head Coach: Ron Rivera

Assistant Coaches: Jack Del Rio (Defensive Coordinator), Nate Kaczor (Special Teams Coordinator), Scott Turner (Offensive Coordinator), Luke Del Rio (Offensive Quality Control), Chad Englehart (Strength and Conditioning), Chris Harris (Defensive Backs), Pete Hoener (Tight Ends), Jim Hostler (Senior Offensive Assistant), Ben Jacobs (Assistant Special Teams), Randy Jordan (Running Backs), Jennifer King (Assistant Running Backs Coach), Kavan Latham (Asst. Strength & Conditioning), John Matsko (Offensive Line), Sam Mills III (Defensive Line), Brett Nenaber (Director of Athletic Performance), Vincent Rivera (Defensive Quality Control), Richard Rodgers (Assistant Defensive Backs), Steve Russ (Linebackers), Jake Sankal (Asst. Strength & Conditioning), Todd Storm (Offensive Quality Control), Drew Terrell (Wide Receivers), Brent Vieselmeyer (Assistant Defensive Backs/Nickel), Travelle Wharton (Assistant Offensive Line), Ken Zampese (Quarterbacks), Jeff Zgonina (Assistant Defensive Line).



2020 POSITIONAL ROSTER



2021 WASHINGTON FOOTBALL TEAM ROSTER (POSITIONAL)

as of August 9, 2021

| NO. | FIRST | LAST | POS | HT | WT | D.O.B. | AGE | EXP. | COLLEGE | HS HOMETOWN | HOW ACQ. |
|-------------------------------|------------|----------------|-----|------|-----|------------|-----|------|----------------------|------------------------------|---------------|
| QUARTERBACKS (4) | | | | | | | | | | | |
| 4 | Taylor | Heinicke | QB | 6-1 | 210 | 3/15/1993 | 28 | 7 | Old Dominion | Atlanta, Ga. | FA-'20 |
| 6 | Steven | Montez | QB | 6-5 | 235 | 1/14/1997 | 24 | 1 | Colorado | Oakland, Calif | CFA-'20 |
| 8 | Kyle | Allen | QB | 6-3 | 210 | 3/8/1996 | 25 | 4 | Houston | Scottsdale, Ariz. | T (CAR)-'20 |
| 14 | Ryan | Fitzpatrick | QB | 6-2 | 228 | 11/24/1982 | 38 | 17 | Harvard | Gilbert, Ariz | UFA (MIA)-'21 |
| RUNNING BACKS (6) | | | | | | | | | | | |
| 24 | W Antonio | Gibson | RB | 6-2 | 221 | 6/23/1998 | 23 | 2 | Memphis | Stockbridge, Ga. | D3-'20 |
| 25 | W Peyton | Barber | RB | 5-11 | 225 | 2/27/1994 | 27 | 6 | Auburn | Alpharetta, Ga. | UFA (TB)-'20 |
| 35 | W Jaret | Patterson | RB | 5-9 | 195 | 12/23/1999 | 21 | R | Buffalo | Glendale, Md. | UDFA-'21 |
| 36 | W Lamar | Miller | RB | 5-10 | 221 | 4/25/1991 | 30 | 10 | Miami | Miami, Fla. | FA-'20 |
| 38 | Jonathan | Williams | RB | 6-0 | 217 | 2/2/1994 | 27 | 6 | Arkansas | Dallas, Texas | FA-'20 |
| 41 | J.D. | McKissic | RB | 5-10 | 195 | 8/15/1993 | 27 | 6 | Arkansas State | Phenix City, Ala. | UFA (DET)-'20 |
| WIDE RECEIVERS (12) | | | | | | | | | | | |
| 2 | Dyami | Brown | WR | 6-0 | 185 | 11/1/1999 | 21 | R | North Carolina | Charlotte, N.C. | D3b-'21 |
| 10 | Curtis | Samuel | WR | 5-11 | 195 | 8/11/1996 | 24 | 5 | Ohio State | Brooklyn, N.Y. | UFA (CAR)-'21 |
| 11 | Antonio | Gandy-Golden | WR | 6-4 | 223 | 4/11/1998 | 23 | 2 | Liberty | Chicago, Ill. | D4b-'20 |
| 12 | Tony | Brown | WR | 6-1 | 195 | 8/8/1997 | 24 | 1 | Colorado | La Miranda, Calif. | FA-'20 |
| 13 | Kelvin | Harmon | WR | 6-2 | 215 | 12/15/1996 | 24 | 3 | North Carolina State | Palmyra, N.J. | D6-'19 |
| 15 | Steven | Sims Jr. | WR | 5-10 | 190 | 3/31/1997 | 24 | 3 | Kansas | Houston, Texas | CFA-'19 |
| 16 | DeAndre | Carter | WR | 5-8 | 190 | 4/10/1993 | 28 | 4 | Sacramento State | San Jose, Calif. | FA-'21 |
| 17 | Terry | McLaurin | WR | 6-0 | 210 | 9/15/1995 | 25 | 3 | Ohio State | Indianapolis, Ind. | D3-'19 |
| 18 | Isaiah | Wright | WR | 6-2 | 220 | 1/13/1997 | 24 | 2 | Temple | West Hartford, Conn. | CFA-'20 |
| 19 | Adam | Humphries | WR | 5-11 | 195 | 6/24/1993 | 28 | 7 | Clemson | Spartanburg, S.C. | UFA (TEN)-'21 |
| 84 | Dax | Milne | WR | 6-1 | 190 | 6/23/1999 | 22 | R | BYU | South Jordan, Utah | D7c-'21 |
| 89 | Cam | Sims | WR | 6-5 | 220 | 1/6/1996 | 25 | 4 | Alabama | Monroe, La. | CFA-'18 |
| TIGHT ENDS (6) | | | | | | | | | | | |
| 80 | Sammis | Reyes | TE | 6-7 | 240 | 10/19/1995 | 25 | R | Tulane | Talcahuano, Chile | FA-'21 |
| 82 | Logan | Thomas | TE | 6-6 | 250 | 7/1/1991 | 30 | 8 | Virginia Tech | Lynchburg, Va. | UFA (DET)-'20 |
| 83 | Ricky | Seals-Jones | TE | 6-5 | 243 | 3/15/1995 | 26 | 5 | Texas A&M | Sealy, Texas | FA-'21 |
| 85 | Nick | Guggemos | TE | 6-5 | 253 | 12/17/1995 | 25 | R | St. Thomas (MN) | Minneapolis, Minn. | FA-'21 |
| 87 | John | Bates | TE | 6-6 | 256 | 11/6/1997 | 23 | R | Boise State | Lebanon, Ore. | D4-'21 |
| 88 | Temarrick | Hemingway | TE | 6-5 | 245 | 7/30/1993 | 28 | 5 | South Carolina St. | Loris, S.C. | FA-'20 |
| OFFENSIVE LINEMEN (16) | | | | | | | | | | | |
| 60 | Keith | Ismael | C | 6-3 | 310 | 7/25/1998 | 23 | 2 | San Diego State | Oakland, Calif | D5a-'20 |
| 61 | Jon | Toth | C | 6-5 | 310 | 2/11/1994 | 27 | 5 | Kentucky | Indianapolis, Ind. | FA-'21 |
| 63 | W Beau | Benzschawel | G | 6-6 | 300 | 9/10/1995 | 25 | 3 | Wisconsin | Grafton, Wisc. | W (HOU)-'21 |
| 66 | David | Steinmetz | T | 6-8 | 321 | 3/1/1995 | 26 | 4 | Purdue | Grafton, Mass. | FA-'20 |
| 67 | Wes | Martin | G | 6-3 | 315 | 5/9/1996 | 25 | 3 | Indiana | West Milton, Ohio | D4b-'19 |
| 68 | Rick | Leonard | T | 6-7 | 311 | 11/22/1996 | 24 | 4 | Florida State | Middletown, Md. | FA-'20 |
| 69 | Tyler | Larsen | C | 6-4 | 325 | 7/8/1991 | 30 | 7 | Utah State | Salt Lake City, Utah | FA-'21 |
| 71 | Wes | Schweitzer | G | 6-4 | 300 | 9/11/1993 | 27 | 6 | San Jose State | Scottsdale, Ariz. | UFA (ATL)-'20 |
| 72 | Charles | Leno Jr. | T | 6-3 | 307 | 10/9/1991 | 29 | 8 | Boise State | Oakland, Calif | FA-'21 |
| 73 | Chase | Roullier | C | 6-4 | 312 | 8/23/1993 | 27 | 5 | Wyoming | Burnsville, Minn. | D6a-'17 |
| 74 | David | Sharpe | T | 6-6 | 330 | 10/21/1995 | 25 | 5 | Florida | Jacksonville, Fla | T (LV)-'20 |
| 75 | Brandon | Scherff | G | 6-5 | 315 | 12/26/1991 | 29 | 7 | Iowa | Denison, Iowa | D1-'15 |
| 76 | Samuel | Cosmi | T | 6-7 | 309 | 2/16/1999 | 22 | R | Texas | Humble, Texas | D2-'21 |
| 77 | Saadhiq | Charles | T | 6-4 | 322 | 7/26/1999 | 22 | 2 | LSU | New Orleans, La. | D4a-'20 |
| 78 | Cornelius | Lucas | T | 6-8 | 327 | 7/18/1991 | 30 | 8 | Kansas State | New Orleans, La. | UFA (CHI)-'20 |
| 79 | Ereck | Flowers Sr. | G | 6-6 | 330 | 4/25/1994 | 27 | 7 | Miami | Miami, Fla. | T (MIA)-'21 |
| DEFENSIVE LINEMEN (16) | | | | | | | | | | | |
| 56 | William | Bradley-King | DE | 6-4 | 248 | 12/22/1997 | 23 | R | Baylor | Kansas City, Mo. | D7a-'21 |
| 57 | Bunmi | Rotimi | DE | 6-4 | 260 | 7/16/1995 | 26 | 1 | Old Dominion | Alexandria, Va. | FA-'21 |
| 58 | Shaka | Toney | DE | 6-3 | 231 | 1/7/1998 | 23 | R | Penn State | Philadelphia, Pa. | D7b-'21 |
| 62 | Gabe | Wright | DT | 6-3 | 295 | 4/3/1992 | 29 | 7 | Auburn | Columbis, Ga. | FA-'21 |
| 63 | Daniel | Wise | DE | 6-3 | 285 | 1/16/1996 | 25 | 4 | Kansas | Carrollton, Texas | FA-'21 |
| 64 | David | Bada | DL | 6-4 | 293 | 4/24/1995 | 26 | 1 | | Munich, Germany | FA-'20 |
| 79 | R Justus | Reed | DE | 6-3 | 253 | 5/8/1996 | 25 | R | Virginia Tech | Clearwater, Fla. | FA-'21 |
| 90 | Montez | Sweat | DE | 6-6 | 262 | 9/4/1996 | 24 | 3 | Mississippi State | Stone Mountain, Ga. | D1b-'19 |
| 92 | Devaroe | Lawrence | DT | 6-2 | 295 | 10/13/1992 | 28 | 4 | Auburn | Greenville, S.C. | FA-'20 |
| 93 | Jonathan | Allen | DT | 6-3 | 300 | 1/16/1995 | 26 | 5 | Alabama | Ashburn, Va. | D1-'17 |
| 94 | Daron | Payne | DT | 6-3 | 320 | 5/27/1997 | 24 | 4 | Alabama | Irondale, Ala. | D1-'18 |
| 95 | Casey | Toohill | DE | 6-5 | 250 | 8/21/1996 | 24 | 2 | Stanford | San Diego, Calif | W (PHI)-'20 |
| 96 | James | Smith-Williams | DE | 6-3 | 265 | 7/30/1997 | 24 | 2 | North Carolina State | Raleigh, N.C. | D7b-'20 |
| 97 | Tim | Settle | DT | 6-3 | 308 | 7/11/1997 | 24 | 4 | Virginia Tech | Manassas, Va. | D5-'18 |
| 98 | Matt | Ioannidis | DT | 6-3 | 310 | 1/11/1994 | 27 | 6 | Temple | Flemington, N.J. | D5-'16 |
| 99 | Chase | Young | DE | 6-5 | 265 | 4/14/1999 | 22 | 2 | Ohio State | Upper Marlboro, Md. | D1-'20 |
| LINEBACKERS (9) | | | | | | | | | | | |
| 40 | Joe | Walker | LB | 6-2 | 236 | 12/11/1992 | 28 | 5 | Oregon | Palos Verdes Peninsula, (CA) | D7a-'20 |
| 45 | R Justin | Phillips | LB | 6-0 | 235 | 10/10/1995 | 25 | 3 | Oklahoma State | Houston, Texas | FA-'20 |
| 47 | Khaleke | Hudson | LB | 6-0 | 220 | 12/6/1997 | 23 | 2 | Michigan | McKeesport, Pa. | D5b-'20 |
| 50 | Jared | Norris | LB | 6-1 | 238 | 7/19/1993 | 28 | 5 | Utah | Bakersfield, Calif. | FA-'21 |
| 51 | David | Mayo | LB | 6-2 | 240 | 8/18/1993 | 27 | 7 | Texas State | Scappoose, Ore. | FA-'21 |
| 52 | Jamin | Davis | LB | 6-4 | 234 | 12/12/1998 | 22 | R | Kentucky | Honolulu, Hawaii | D1-'20 |
| 53 | Jon | Bostic | LB | 6-1 | 245 | 5/5/1991 | 30 | 9 | Florida | Wellington, Fla. | FA-'19 |
| 55 | Cole | Holcomb | LB | 6-1 | 240 | 7/30/1996 | 25 | 3 | North Carolina | New Smyrna Beach, Fla. | D5b-'19 |
| 59 | Jordan | Kunaszyk | LB | 6-3 | 235 | 10/15/1996 | 24 | 3 | California | Sacramento, Calif. | FA-'20 |
| DEFENSIVE BACKS (19) | | | | | | | | | | | |
| 20 | Jimmy | Moreland | CB | 5-11 | 182 | 8/26/1995 | 25 | 3 | James Madison | Royal Palm Beach, Fla. | D7a-'19 |
| 22 | Deshazor | Everett | S | 6-0 | 203 | 2/22/1992 | 29 | 7 | Texas A&M | DeRidder, La. | FA-'15 |
| 23 | William | Jackson III | CB | 6-0 | 196 | 10/27/1992 | 28 | 5 | Houston | Houston, Texas | UFA (CIN)-'21 |
| 24 | R Chris | Miller | CB | 5-11 | 191 | 10/6/1997 | 23 | 1 | Baylor | Frisco, Texas | W (ARI)-'21 |
| 25 | R Benjamin | St-Juste | CB | 6-3 | 200 | 9/8/1997 | 23 | R | Minnesota | Montreal, Quebec | D3a-'21 |
| 26 | Landon | Collins | S | 6-0 | 218 | 1/10/1994 | 27 | 7 | Alabama | New Orleans, La. | UFA (NYG)-'19 |
| 29 | Kendall | Fuller | CB | 5-11 | 198 | 2/13/1995 | 26 | 6 | Virginia Tech | Baltimore, Md. | UFA (KC)-'20 |
| 30 | Troy | Apke | S | 6-1 | 205 | 4/11/1995 | 26 | 4 | Penn State | Pittsburgh, Pa. | D4-'18 |
| 31 | Kamren | Curl | S | 6-2 | 198 | 3/31/1999 | 22 | 2 | Arkansas | San Diego, Calif | D7a-'20 |
| 32 | Danny | Johnson | CB | 5-9 | 181 | 11/17/1995 | 25 | 4 | Southern | Jackson, La. | CFA-'18 |
| 34 | Darryl | Roberts | CB | 6-0 | 182 | 11/26/1990 | 30 | 6 | Marshall | Lakeland, Fla. | FA-'21 |
| 35 | R Torry | McTyer | CB | 5-11 | 188 | 4/10/1995 | 26 | 5 | UNLV | Los Angeles, Calif. | FA-'21 |
| 36 | R Linden | Stephens | CB | 6-0 | 193 | 3/21/1995 | 26 | 4 | Cincinnati | Euclid, Ohio | FA-'21 |
| 37 | Greg | Stroman | CB | 6-0 | 182 | 3/8/1996 | 25 | 4 | Virginia Tech | Warrenton, Va. | D7a-'18 |
| 38 | R Bobby | McCain | S | 5-11 | 192 | 8/18/1993 | 27 | 7 | Memphis | Sylacauga, Ala. | FA-'21 |
| 39 | Jeremy | Reaves | S | 5-11 | 200 | 8/29/1996 | 24 | 4 | South Alabama | Pensacola, Fla. | FA-'18 |
| 41 | Jordan | Brown | CB | 6-0 | 197 | 3/26/1996 | 25 | 3 | South Dakota State | Omaha, Neb. | FA-'20 |
| 46 | Cole | Luke | S | 5-11 | 200 | 6/30/1995 | 26 | 5 | Notre Dame | Chandler, Ariz. | FA-'20 |
| 48 | Darrick | Forrest | S | 6-0 | 200 | 5/22/1999 | 22 | R | Cincinnati | Columbus, Ohio | D5-'21 |
| SPECIALISTS (3) | | | | | | | | | | | |
| 3 | Dustin | Hopkins | K | 6-2 | 205 | 10/1/1990 | 30 | 8 | Florida State | Houston, Texas | FA-'15 |
| 5 | Tress | Way | P | 6-1 | 220 | 4/18/1990 | 31 | 8 | Oklahoma | Tulsa, Okla. | W (CHI)-'14 |
| 54 | Cameron | Cheeseman | LS | 6-4 | 230 | 4/26/1998 | 23 | R | Michigan | New Albany, Ohio | D6-'21 |



2020 DEPTH CHART



2021 WASHINGTON FOOTBALL TEAM UNOFFICIAL DEPTH CHART as of August 9, 2021

OFFENSE

| | | | | |
|----|----------------------------|-----------------------------|-----------------------------|----------------------------------|
| WR | 17 Terry McLaurin | <u>2 Dyami Brown</u> | 18 Isaiah Wright | 13 Kelvin Harmon |
| LT | 72 Charles Leno Jr. | 78 Cornelius Lucas | 66 David Steinmetz | 68 Rick Leonard |
| LG | 71 Wes Schweitzer | 79 Ereck Flowers Sr. | 67 Wes Martin | |
| C | 73 Chase Roullier | 69 Tyler Larsen | 60 Keith Ismael | 61 Jon Toth |
| RG | 75 Brandon Scherff | 77 Saahdiq Charles | 63 Beau Benzschawel | |
| RT | <u>76 Sam Cosmi</u> | 77 Saahdiq Charles | 74 David Sharpe | |
| TE | 82 Logan Thomas | 88 Temarrick Hemingway | <u>87 John Bates</u> | <u>80 Sammis Reves</u> |
| | | | 83 Ricky Seals-Jones | 85 Nick Guggemos |
| WR | 19 Adam Humphries | 15 Steven Sims Jr. | 16 DeAndre Carter | <u>84 Dax Milne</u> |
| WR | 10 Curtis Samuel | 89 Cam Sims | 10 Antonio Gandy-Golden | 12 Tony Brown |
| QB | 14 Ryan Fitzpatrick | 4 Taylor Heinicke | 8 Kyle Allen | 6 Steven Montez |
| RB | 24 Antonio Gibson | 41 J.D. McKissic | 25 Peyton Barber | 36 Lamar Miller |
| | | | 38 Jonathan Williams | <u>35 Jaret Patterson</u> |

DEFENSE

| | | | | |
|-----|------------------------------|------------------------------------|---------------------------------------|--------------------------------|
| DE | 99 Chase Young | 96 James Smith-Williams | <u>58 Shaka Toney</u> | 63 Daniel Wise/57 Bunmi Rotimi |
| DT | 94 Daron Payne | 97 Tim Settle | 92 Devaroe Lawrence | 62 Gabe Wright |
| DT | 93 Jonathan Allen | 98 Matt Ioannidis | 64 David Bada | |
| DE | 90 Montez Sweat | 95 Casey Toohill | <u>56 William Bradley-King</u> | <u>79 Justus Reed</u> |
| OLB | 55 Cole Holcomb | 50 Jared Norris | 40 Joe Walker | |
| MLB | <u>52 Jamin Davis</u> | 47 Khaleke Hudson | 51 David Mayo | |
| OLB | 53 Jon Bostic | 45 Justin Phillips | 59 Jordan Kunaszyk | |
| CB | 29 Kendall Fuller | <u>25 Benjamin St-Juste</u> | 32 Danny Johnson | 34 Darryl Roberts |
| | | | 37 Greg Stroman | 41 Jordan Brown |
| CB | 23 William Jackson III | 20 Jimmy Moreland | 30 Troy Apke | 35 Torry McTyer |
| | | | 24 Chris Miller | 36 Linden Stephens |
| SS | 26 Landon Collins | 22 Deshaun Evans | <u>48 Darrick Forrest</u> | 46 Cole Luke |
| FS | 31 Kamren Curl | 38 Bobby McCain | 39 Jeremy Reaves | |

SPECIAL TEAMS

| | | | |
|----|------------------------------------|--------------------|------------------|
| P | 5 Tress Way | | |
| K | 3 Dustin Hopkins | | |
| H | 5 Tress Way | | |
| LS | <u>57 Camaron Cheeseman</u> | | |
| KR | 32 Danny Johnson | 15 Steven Sims Jr. | 18 Isaiah Wright |
| PR | 16 DeAndre Carter | 15 Steven Sims Jr. | 18 Isaiah Wright |

Rookies Bolded and Underlined



TRANSACTIONS



2021 WASHINGTON FOOTBALL TEAM TRANSACTIONS (FULL LIST)

| NO. | DATE | POS | FIRST | LAST | NAME | FULL | TRANSACTION |
|-----|-------------|-----|------------|----------------|----------------------|-----------------------|--|
| 1 | January 11 | LB | Shaun Dion | Hamilton | Shaun Dion Hamilton | Hamilton, Shaun Dion | Released |
| 2 | January 11 | DT | David | Bada | David Bada | Bada, David | Signed Reserve/Future Contract |
| 3 | January 11 | WR | Jeff | Badet | Jeff Badet | Badet, Jeff | Signed Reserve/Future Contract |
| 4 | January 11 | DB | Jordan | Brown | Jordan Brown | Brown, Jordan | Signed Reserve/Future Contract |
| 5 | January 11 | WR | Tony | Brown | Tony Brown | Brown, Tony | Signed Reserve/Future Contract |
| 6 | January 11 | TE | Dylan | Cantrell | Dylan Cantrell | Cantrell, Dylan | Signed Reserve/Future Contract |
| 7 | January 11 | WR | Trevor | Davis | Trevor Davis | Davis, Trevor | Signed Reserve/Future Contract |
| 8 | January 11 | DE | Jalen | Jelks | Jalen Jelks | Jelks, Jalen | Signed Reserve/Future Contract |
| 9 | January 11 | DT | Devaroe | Lawrence | Devaroe Lawrence | Lawrence, Devaroe | Signed Reserve/Future Contract |
| 10 | January 11 | RB | Javon | Leake | Javon Leake | Leake, Javon | Signed Reserve/Future Contract |
| 11 | January 11 | T | Rick | Leonard | Rick Leonard | Leonard, Rick | Signed Reserve/Future Contract |
| 12 | January 11 | TE | Tyrone | Swoopes | Tyrone Swoopes | Swoopes, Tyrone | Signed Reserve/Future Contract |
| 13 | January 11 | K | Kaare | Vedvik | Kaare Vedvik | Vedvik, Kaare | Signed Reserve/Future Contract |
| 14 | January 11 | RB | Jonathan | Williams | Jonathan Williams | Williams, Jonathan | Signed Reserve/Future Contract |
| 15 | January 12 | DB | DeMarkus | Acy | DeMarkus Acy | Acy, DeMarkus | Signed Reserve/Future Contract |
| 16 | January 12 | DB | Torry | McTyer | Torry McTyer | McTyer, Torry | Signed Reserve/Future Contract |
| 17 | January 12 | DE | Daniel | Wise | Daniel Wise | Wise, Daniel | Signed Reserve/Future Contract |
| 18 | January 13 | LB | Justin | Phillips | Justin Phillips | Phillips, Justin | Signed Reserve/Future Contract |
| 19 | January 14 | RB | Michael | Warren | Michael Warren | Warren, Michael | Signed Reserve/Future Contract |
| 20 | January 17 | CB | Aaron | Colvin | Aaron Colvin | Colvin, Aaron | Contract Expired |
| 21 | January 17 | WR | Dontrelle | Inman | Dontrelle Inman | Inman, Dontrelle | Contract Expired |
| 22 | January 17 | T | Timon | Parris | Timon Parris | Parris, Timon | Contract Expired |
| 23 | January 28 | K | Kaare | Vedvik | Kaare Vedvik | Vedvik, Kaare | Waived |
| 24 | February 10 | QB | Taylor | Heinicke | Taylor Heinicke | Heinicke, Taylor | Signed as a Free Agent |
| 25 | March 3 | LB | Thomas | Davis Sr. | Thomas Davis Sr. | Davis Sr., Thomas | Released |
| 26 | March 5 | QB | Alex | Smith | Alex Smith | Smith, Alex | Released |
| 27 | March 9 | G | Brandon | Scherff | Brandon Scherff | Scherff, Brandon | Franchise Tagged |
| 28 | March 17 | K | Dustin | Hopkins | Dustin Hopkins | Hopkins, Dustin | Re-Signed |
| 29 | March 18 | C | Tyler | Larsen | Tyler Larsen | Larsen, Tyler | Signed as a Free Agent |
| 30 | March 18 | QB | Ryan | Fitzpatrick | Ryan Fitzpatrick | Fitzpatrick, Ryan | Signed as a Free Agent |
| 31 | March 18 | LB | David | Mayo | David Mayo | Mayo, David | Signed as a Free Agent |
| 32 | March 18 | WR | Curtis | Samuel | Curtis Samuel | Samuel, Curtis | Signed as a Free Agent |
| 33 | March 19 | CB | William | Jackson III | William Jackson III | Jackson III, William | Signed as a Free Agent |
| 34 | March 23 | CB | Danny | Johnson | Danny Johnson | Johnson, Danny | Re-Signed |
| 35 | March 23 | LB | Jared | Norris | Jared Norris | Norris, Jared | Re-Signed |
| 36 | March 25 | WR | Adam | Humphries | Adam Humphries | Humphries, Adam | Signed as a Free Agent |
| 37 | March 26 | CB | Darryl | Roberts | Darryl Roberts | Roberts, Darryl | Signed as a Free Agent |
| 38 | March 29 | T | David | Sharpe | David Sharpe | Sharpe, David | Signed as a Free Agent |
| 39 | March 29 | RB | Lamar | Miller | Lamar Miller | Miller, Lamar | Signed as a Free Agent |
| 40 | April 1 | WR | DeAndre | Carter | DeAndre Carter | Carter, DeAndre | Signed as a Free Agent |
| 41 | April 9 | WR | Emanuel | Hall | Emanuel Hall | Hall, Emanuel | Released |
| 42 | April 9 | TE | Thaddeus | Moss | Thaddeus Moss | Moss, Thaddeus | Released |
| 43 | April 9 | DT | Caleb | Brantley | Caleb Brantley | Brantley, Caleb | Released |
| 44 | April 9 | RB | Javon | Leake | Javon Leake | Leake, Javon | Released |
| 45 | April 9 | RB | Michael | Warren | Michael Warren | Warren, Michael | Released |
| 46 | April 12 | TE | Sammis | Reyes | Sammis Reyes | Reyes, Sammis | Signed as a Free Agent |
| 47 | April 13 | OL | Beau | Benzschawel | Beau Benzschawel | Benzschawel, Beau | Signed as a Free Agent |
| 48 | April 16 | CB | DeMarkus | Acy | DeMarkus Acy | Acy, DeMarkus | Released |
| 49 | April 19 | RB | Bryce | Love | Bryce Love | Love, Bryce | Released |
| 50 | April 28 | LB | Jamin | Davis | Jamin Davis | Davis, Jamin | Draft Selection (Round 1, No. 19 overall) |
| 51 | April 29 | T | Samuel | Cosmi | Samuel Cosmi | Cosmi, Samuel | Draft Selection (Round 2, No. 51 overall) |
| 52 | April 29 | DB | Benjamin | St-Juste | Benjamin St-Juste | St-Juste, Benjamin | Draft Selection (Round 3, No. 74 overall) |
| 53 | April 29 | WR | Dyami | Brown | Dyami Brown | Brown, Dyami | Draft Selection (Round 3, No. 82 overall) |
| 54 | May 1 | TE | John | Bates | John Bates | Bates, John | Draft Selection (Round 4, No. 124 overall) |
| 55 | May 1 | S | Darrick | Forrest | Darrick Forrest | Forrest, Darrick | Draft Selection (Round 5, No. 163 overall) |
| 56 | May 1 | LS | Cameron | Cheeseman | Cameron Cheeseman | Cheeseman, Cameron | Draft Selection (Round 6, No. 225 overall) |
| 57 | May 1 | DE | William | Bradley-King | William Bradley-King | Bradley-King, William | Draft Selection (Round 7, No. 240 overall) |
| 58 | May 1 | DE | Shaka | Toney | Shaka Toney | Toney, Shaka | Draft Selection (Round 7, No. 246 overall) |
| 59 | May 1 | WR | Dax | Milne | Dax Milne | Milne, Dax | Draft Selection (Round 7, No. 258 overall) |
| 60 | May 3 | RB | Jaret | Patterson | Jaret Patterson | Patterson, Jaret | Signed as a College Free Agent |
| 61 | May 3 | WR | Jeff | Badet | Jeff Badet | Badet, Jeff | Released |
| 62 | May 3 | WR | Trevor | Davis | Trevor Davis | Davis, Trevor | Released |
| 63 | May 4 | G | Ereck | Flowers Sr. | Ereck Flowers Sr. | Flowers Sr., Ereck | Acquired via trade with Miami |
| 64 | May 5 | CB | Linden | Stephens | Linden Stephens | Stephens, Linden | Signed as a Free Agent |
| 65 | May 5 | TE | Deon | Yelder | Deon Yelder | Yelder, Deon | Signed as a Free Agent |
| 66 | May 10 | TE | Marcus | Baugh | Marcus Baugh | Baugh, Marcus | Released |
| 67 | May 16 | T | Charles | Leno Jr. | Charles Leno Jr. | Leno Jr., Charles | Signed as a Free Agent |
| 68 | May 17 | S | Bobby | McCain | Bobby McCain | McCain, Bobby | Signed as a Free Agent |
| 69 | May 18 | CB | Chris | Miller | Chris Miller | Miller, Chris | Claimed off Waivers from Arizona |
| 70 | May 19 | LB | Josh | Harvey-Clemons | Josh Harvey-Clemons | Harvey-Clemons, Josh | Released |
| 71 | May 19 | LB | Joe | Walker | Joe Walker | Walker, Joe | Signed as a Free Agent |
| 72 | May 20 | T | Geron | Christian Sr. | Geron Christian Sr. | Christian Sr., Geron | Released |
| 73 | May 20 | T | Morgan | Moses | Morgan Moses | Moses, Morgan | Released |
| 74 | May 25 | TE | Ricky | Seals-Jones | Ricky Seals-Jones | Seals-Jones, Ricky | Signed as a Free Agent |
| 75 | June 4 | TE | Dylan | Cantrell | Dylan Cantrell | Cantrell, Dylan | Waived/Injured |
| 76 | June 8 | DT | Gabe | Wright | Gabe Wright | Wright, Gabe | Signed as a Free Agent |
| 77 | June 8 | G/C | Najee | Toran | Najee Toran | Toran, Najee | Signed as a Free Agent |
| 78 | July 27 | T | Cornelius | Lucas | Cornelius Lucas | Lucas, Cornelius | Placed on the Reserve/COVID-19 List |
| 79 | July 27 | WR | Curtis | Samuel | Curtis Samuel | Samuel, Curtis | Placed on the Active/Physically Unable to Perform List |
| 80 | July 27 | CB | Greg | Stroman | Greg Stroman | Stroman, Greg | Placed on the Active/Physically Unable to Perform List |
| 81 | July 27 | DT | Devaroe | Lawrence | Devaroe Lawrence | Lawrence, Devaroe | Placed on the Active/Non-Football Injury List |
| 82 | July 27 | DT | Tim | Settle | Tim Settle | Settle, Tim | Placed on the Active/Non-Football Injury List |
| 83 | July 27 | S | Deshazor | Everett | Deshazor Everett | Everett, Deshazor | Placed on the Active/Non-Football Injury List |
| 84 | July 27 | TE | Tyrone | Swoopes | Tyrone Swoopes | Swoopes, Tyrone | Placed on the Reserve/Did Not Report List |
| 85 | July 27 | G | Najee | Toran | Najee Toran | Toran, Najee | Placed on the Reserve/Did Not Report List |
| 86 | July 27 | DE | Jalen | Jelks | Jalen Jelks | Jelks, Jalen | Waived/Injured |
| 87 | July 27 | TE | Deon | Yelder | Deon Yelder | Yelder, Deon | Waived |
| 88 | July 27 | DT | Jonathan | Allen | Jonathan Allen | Allen, Jonathan | Signed to a Contract Extension |
| 89 | July 27 | TE | Logan | Thomas | Logan Thomas | Thomas, Logan | Signed to a Contract Extension |



TRANSACTIONS



2021 WASHINGTON FOOTBALL TEAM TRANSACTIONS

(FULL LIST)

| | | | | | | | |
|-----|----------|----|-----------|-----------|------------------|-------------------|---|
| 90 | July 28 | DE | Bunmi | Rotimi | Bunmi Rotimi | Rotimi, Bunmi | Signed as a Free Agent |
| 91 | July 29 | TE | Nick | Guggemos | Nick Guggemos | Guggemos, Nick | Signed as a Free Agent |
| 92 | July 29 | DE | Justus | Reed | Justus Reed | Reed, Justus | Signed as a Free Agent |
| 93 | July 29 | DT | Tim | Settle | Tim Settle | Settle, Tim | Passed Physically and Returned to Active Roster |
| 94 | July 29 | DT | Matt | Ioannidis | Matt Ioannidis | Ioannidis, Matt | Placed on the Reserve/COVID-19 List |
| 95 | July 29 | CB | Chris | Miller | Chris Miller | Miller, Chris | Placed on the Reserve/COVID-19 List |
| 96 | July 29 | WR | Curtis | Samuel | Curtis Samuel | Samuel, Curtis | Placed on the Reserve/COVID-19 List |
| 97 | July 30 | DT | Devaroe | Lawrence | Devaroe Lawrence | Lawrence, Devaroe | Activated from the Non-Football Injury List |
| 98 | July 31 | G | Brandon | Scherff | Brandon Scherff | Scherff, Brandon | Placed on the Reserve/COVID-19 List |
| 99 | July 31 | T | David | Sharpe | David Sharpe | Sharpe, David | Placed on the Reserve/COVID-19 List |
| 100 | July 31 | G | Ross | Reynolds | Ross Reynolds | Reynolds, Ross | Claimed off Waivers from Miami |
| 101 | August 1 | DT | Daron | Payne | Daron Payne | Payne, Daron | Placed on the Reserve/COVID-19 List |
| 102 | August 2 | G | Ross | Reynolds | Ross Reynolds | Reynolds, Ross | Waived |
| 103 | August 3 | T | Cornelius | Lucas | Cornelius Lucas | Lucas, Cornelius | Activated from the Reserve/COVID-19 List |
| 104 | August 3 | S | Deshazor | Everett | Deshazor Everett | Everett, Deshazor | Activated from the Non-Football Illness List |
| 105 | August 3 | DT | Matt | Ioannidis | Matt Ioannidis | Ioannidis, Matt | Activated from the Reserve/COVID-19 List |
| 106 | August 3 | CB | Chris | Miller | Chris Miller | Miller, Chris | Activated from the Reserve/COVID-19 List |
| 107 | August 5 | DT | Daron | Payne | Daron Payne | Payne, Daron | Activated from the Reserve/COVID-19 List |
| 108 | August 5 | G | Brandon | Scherff | Brandon Scherff | Scherff, Brandon | Activated from the Reserve/COVID-19 List |
| 109 | August 7 | T | Cole | Boozer | Cole Boozer | Boozer, Cole | Signed as a Free Agent |
| 110 | August 8 | T | Cole | Boozer | Cole Boozer | Boozer, Cole | Waived |
| 111 | August 9 | C | Jon | Toth | Jon Toth | Toth, Jon | Signed as a Free Agent |



TRANSACTIONS BY NAME



2021 WASHINGTON FOOTBALL TEAM TRANSACTIONS (BY NAME)

| No. | FULL | POS | TRANSACTION | DATE |
|-----|-----------------------|-----|--|-------------|
| 15 | Acy, DeMarkus | DB | Signed Reserve/Future Contract | January 12 |
| 48 | Acy, DeMarkus | CB | Released | April 16 |
| 88 | Allen, Jonathan | DT | Signed to a Contract Extension | July 27 |
| 2 | Bada, David | DT | Signed Reserve/Future Contract | January 11 |
| 3 | Badet, Jeff | WR | Signed Reserve/Future Contract | January 11 |
| 61 | Badet, Jeff | WR | Released | May 3 |
| 54 | Bates, John | TE | Draft Selection (Round 4, No. 124 overall) | May 1 |
| 66 | Baugh, Marcus | TE | Released | May 10 |
| 47 | Benzschawel, Beau | OL | Signed as a Free Agent | April 13 |
| 109 | Boozer, Cole | T | Signed as a Free Agent | August 7 |
| 110 | Boozer, Cole | T | Waived | August 8 |
| 57 | Bradley-King, William | DE | Draft Selection (Round 7, No. 240 overall) | May 1 |
| 43 | Brantley, Caleb | DT | Released | April 9 |
| 53 | Brown, Dyami | WR | Draft Selection (Round 3, No. 82 overall) | April 29 |
| 4 | Brown, Jordan | DB | Signed Reserve/Future Contract | January 11 |
| 5 | Brown, Tony | WR | Signed Reserve/Future Contract | January 11 |
| 6 | Cantrell, Dylan | TE | Signed Reserve/Future Contract | January 11 |
| 75 | Cantrell, Dylan | TE | Waived/Injured | June 4 |
| 40 | Carter, DeAndre | WR | Signed as a Free Agent | April 1 |
| 56 | Cheeseman, Camaron | LS | Draft Selection (Round 6, No. 225 overall) | May 1 |
| 72 | Christian Sr., Geron | T | Released | May 20 |
| 20 | Colvin, Aaron | CB | Contract Expired | January 17 |
| 51 | Cosmi, Samuel | T | Draft Selection (Round 2, No. 51 overall) | April 29 |
| 50 | Davis, Jamin | LB | Draft Selection (Round 1, No. 19 overall) | April 28 |
| 7 | Davis, Trevor | WR | Signed Reserve/Future Contract | January 11 |
| 62 | Davis, Trevor | WR | Released | May 3 |
| 25 | Davis Sr., Thomas | LB | Released | March 3 |
| 83 | Everett, Deshazor | S | Placed on the Active/Non-Football Illness List | July 27 |
| 104 | Everett, Deshazor | S | Activated from the Non-Football Illness List | August 3 |
| 30 | Fitzpatrick, Ryan | QB | Signed as a Free Agent | March 18 |
| 63 | Flowers Sr., Ereck | G | Acquired via trade with Miami | May 4 |
| 55 | Forrest, Darrick | S | Draft Selection (Round 5, No. 163 overall) | May 1 |
| 91 | Guggemos, Nick | TE | Signed as a Free Agent | July 29 |
| 41 | Hall, Emanuel | WR | Released | April 9 |
| 1 | Hamilton, Shaun Dion | LB | Released | January 11 |
| 70 | Harvey-Clemons, Josh | LB | Released | May 19 |
| 24 | Heinicke, Taylor | QB | Signed as a Free Agent | February 10 |
| 28 | Hopkins, Dustin | K | Re-Signed | March 17 |
| 36 | Humphries, Adam | WR | Signed as a Free Agent | March 25 |
| 21 | Inman, Dontrelle | WR | Contract Expired | January 17 |
| 94 | Iannidis, Matt | DT | Placed on the Reserve/COVID-19 List | July 29 |
| 105 | Iannidis, Matt | DT | Activated from the Reserve/COVID-19 List | August 3 |
| 33 | Jackson III, William | CB | Signed as a Free Agent | March 19 |
| 8 | Jelks, Jalen | DE | Signed Reserve/Future Contract | January 11 |
| 86 | Jelks, Jalen | DE | Waived/Injured | July 27 |
| 34 | Johnson, Danny | CB | Re-Signed | March 23 |
| 29 | Larsen, Tyler | C | Signed as a Free Agent | March 18 |
| 9 | Lawrence, Devaroe | DT | Signed Reserve/Future Contract | January 11 |
| 81 | Lawrence, Devaroe | DT | Placed on the Active/Non-Football Injury List | July 27 |
| 97 | Lawrence, Devaroe | DT | Activated from the Non-Football Injury List | July 30 |
| 10 | Leake, Javon | RB | Signed Reserve/Future Contract | January 11 |
| 44 | Leake, Javon | RB | Released | April 9 |
| 67 | Leno Jr., Charles | T | Signed as a Free Agent | May 16 |
| 11 | Leonard, Rick | T | Signed Reserve/Future Contract | January 11 |
| 49 | Love, Bryce | RB | Released | April 19 |
| 78 | Lucas, Cornelius | T | Placed on the Reserve/COVID-19 List | July 27 |
| 103 | Lucas, Cornelius | T | Activated from the Reserve/COVID-19 List | August 3 |
| 31 | Mayo, David | LB | Signed as a Free Agent | March 18 |
| 68 | McCain, Bobby | S | Signed as a Free Agent | May 17 |
| 16 | McTyer, Torry | DB | Signed Reserve/Future Contract | January 12 |
| 39 | Miller, Lamar | RB | Signed as a Free Agent | March 29 |
| 69 | Miller, Chris | CB | Claimed off Waivers from Arizona | May 18 |
| 95 | Miller, Chris | CB | Placed on the Reserve/COVID-19 List | July 29 |
| 106 | Miller, Chris | CB | Activated from the Reserve/COVID-19 List | August 3 |
| 59 | Milne, Dax | WR | Draft Selection (Round 7, No. 258 overall) | May 1 |
| 73 | Moses, Morgan | T | Released | May 20 |
| 42 | Moss, Thaddeus | TE | Released | April 9 |
| 35 | Norris, Jared | LB | Re-Signed | March 23 |
| 22 | Parris, Timon | T | Contract Expired | January 17 |
| 60 | Patterson, Jaret | RB | Signed as a College Free Agent | May 3 |
| 101 | Payne, Daron | DT | Placed on the Reserve/COVID-19 List | August 1 |
| 107 | Payne, Daron | DT | Activated from the Reserve/COVID-19 List | August 5 |
| 18 | Phillips, Justin | LB | Signed Reserve/Future Contract | January 13 |
| 92 | Reed, Justus | DE | Signed as a Free Agent | July 29 |
| 46 | Reyes, Sammis | TE | Signed as a Free Agent | April 12 |
| 100 | Reynolds, Ross | G | Claimed off Waivers from Miami | July 31 |
| 102 | Reynolds, Ross | G | Waived | August 2 |
| 37 | Roberts, Darryl | CB | Signed as a Free Agent | March 26 |
| 90 | Rotimi, Bunmi | DE | Signed as a Free Agent | July 28 |
| 32 | Samuel, Curtis | WR | Signed as a Free Agent | March 18 |
| 79 | Samuel, Curtis | WR | Placed on the Active/Physically Unable to Perform List | July 27 |
| 96 | Samuel, Curtis | WR | Placed on the Reserve/COVID-19 List | July 29 |
| 27 | Scherff, Brandon | G | Franchise Tagged | March 9 |
| 98 | Scherff, Brandon | G | Placed on the Reserve/COVID-19 List | July 31 |
| 108 | Scherff, Brandon | G | Activated from the Reserve/COVID-19 List | August 5 |
| 74 | Seals-Jones, Ricky | TE | Signed as a Free Agent | May 25 |
| 82 | Settle, Tim | DT | Placed on the Active/Non-Football Illness List | July 27 |



TRANSACTIONS BY NAME



2021 WASHINGTON FOOTBALL TEAM TRANSACTIONS (BY NAME)

| No. | FULL | POS | TRANSACTION | DATE |
|-----|---------------------|-----|--|------------|
| 93 | Settle, Tim | DT | Passed Physically and Returned to Active Roster | July 29 |
| 26 | Smith, Alex | QB | Released | March 5 |
| 38 | Sharpe, David | T | Signed as a Free Agent | March 29 |
| 99 | Sharpe, David | T | Placed on the Reserve/COVID-19 List | July 31 |
| 52 | St-Juste, Benjamin | DB | Draft Selection (Round 3, No. 74 overall) | April 29 |
| 64 | Stephens, Linden | CB | Signed as a Free Agent | May 5 |
| 80 | Stroman, Greg | CB | Placed on the Active/Physically Unable to Perform List | July 27 |
| 12 | Swoopes, Tyrone | TE | Signed Reserve/Future Contract | January 11 |
| 84 | Swoopes, Tyrone | TE | Placed on the Reserve/Did Not Report List | July 27 |
| 89 | Thomas , Logan | TE | Signed to a Contract Extension | July 27 |
| 58 | Toney, Shaka | DE | Draft Selection (Round 7, No. 246 overall) | May 1 |
| 77 | Toran, Najee | G/C | Signed as a Free Agent | June 8 |
| 85 | Toran, Najee | G | Placed on the Reserve/Did Not Report List | July 27 |
| 111 | Toth, Jon | C | Signed as a Free Agent | August 9 |
| 13 | Vedvik, Kaare | K | Signed Reserve/Future Contract | January 11 |
| 23 | Vedvik, Kaare | K | Waived | January 28 |
| 71 | Walker, Joe | LB | Signed as a Free Agent | May 19 |
| 19 | Warren, Michael | RB | Signed Reserve/Future Contract | January 14 |
| 45 | Warren, Michael | RB | Released | April 9 |
| 14 | Williams , Jonathan | RB | Signed Reserve/Future Contract | January 11 |
| 17 | Wise, Daniel | DE | Signed Reserve/Future Contract | January 12 |
| 76 | Wright, Gabe | DT | Signed as a Free Agent | June 8 |
| 65 | Yelder, Deon | TE | Signed as a Free Agent | May 5 |
| 87 | Yelder, Deon | TE | Waived | July 27 |



TRANSACTIONS BY POSITION



2021 WASHINGTON FOOTBALL TEAM TRANSACTIONS (BY POSITION)

| No. | FULL | POS | TRANSACTION | DATE |
|--------------------------------|---------------------|-----|--|-------------|
| QUARTERBACKS | | | | |
| 24 | Taylor Heinicke | QB | Signed as a Free Agent | February 10 |
| 26 | Alex Smith | QB | Released | March 5 |
| 30 | Ryan Fitzpatrick | QB | Signed as a Free Agent | March 18 |
| RUNNING BACKS/FULLBACKS | | | | |
| 10 | Javon Leake | RB | Signed Reserve/Future Contract | January 11 |
| 14 | Jonathan Williams | RB | Signed Reserve/Future Contract | January 11 |
| 19 | Michael Warren | RB | Signed Reserve/Future Contract | January 14 |
| 39 | Lamar Miller | RB | Signed as a Free Agent | March 29 |
| 44 | Javon Leake | RB | Released | April 9 |
| 45 | Michael Warren | RB | Released | April 9 |
| 49 | Bryce Love | RB | Released | April 19 |
| 60 | Jaret Patterson | RB | Signed as a College Free Agent | May 3 |
| WIDE RECEIVERS | | | | |
| 3 | Jeff Badet | WR | Signed Reserve/Future Contract | January 11 |
| 5 | Tony Brown | WR | Signed Reserve/Future Contract | January 11 |
| 7 | Trevor Davis | WR | Signed Reserve/Future Contract | January 11 |
| 21 | Dontrelle Inman | WR | Contract Expired | January 17 |
| 32 | Curtis Samuel | WR | Signed as a Free Agent | March 18 |
| 36 | Adam Humphries | WR | Signed as a Free Agent | March 25 |
| 40 | DeAndre Carter | WR | Signed as a Free Agent | April 1 |
| 41 | Emanuel Hall | WR | Released | April 9 |
| 53 | Dyami Brown | WR | Draft Selection (Round 3, No. 82 overall) | April 29 |
| 59 | Dax Milne | WR | Draft Selection (Round 7, No. 258 overall) | May 1 |
| 61 | Jeff Badet | WR | Released | May 3 |
| 62 | Trevor Davis | WR | Released | May 3 |
| 79 | Curtis Samuel | WR | Placed on the Active/Physically Unable to Perform List | July 27 |
| 96 | Curtis Samuel | WR | Placed on the Reserve/COVID-19 List | July 29 |
| TIGHT ENDS | | | | |
| 6 | Dylan Cantrell | TE | Signed Reserve/Future Contract | January 11 |
| 12 | Tyrone Swoopes | TE | Signed Reserve/Future Contract | January 11 |
| 42 | Thaddeus Moss | TE | Released | April 9 |
| 54 | John Bates | TE | Draft Selection (Round 4, No. 124 overall) | May 1 |
| 65 | Deon Yelder | TE | Signed as a Free Agent | May 5 |
| 66 | Marcus Baugh | TE | Released | May 10 |
| 74 | Ricky Seals-Jones | TE | Signed as a Free Agent | May 25 |
| 75 | Dylan Cantrell | TE | Waived/Injured | June 4 |
| 84 | Tyrone Swoopes | TE | Placed on the Reserve/Did Not Report List | July 27 |
| 87 | Deon Yelder | TE | Waived | July 27 |
| 89 | Logan Thomas | TE | Signed to a Contract Extension | July 27 |
| 91 | Nick Guggemos | TE | Signed as a Free Agent | July 29 |
| OFFENSIVE LINE | | | | |
| 11 | Rick Leonard | T | Signed Reserve/Future Contract | January 11 |
| 22 | Timon Parris | T | Contract Expired | January 17 |
| 27 | Brandon Scherff | G | Franchise Tagged | March 9 |
| 29 | Tyler Larsen | C | Signed as a Free Agent | March 18 |
| 38 | David Sharpe | T | Signed as a Free Agent | March 29 |
| 51 | Samuel Cosmi | T | Draft Selection (Round 2, No. 51 overall) | April 29 |
| 63 | Ereck Flowers Sr. | G | Acquired via trade with Miami | May 4 |
| 67 | Charles Leno Jr. | T | Signed as a Free Agent | May 16 |
| 72 | Geron Christian Sr. | T | Released | May 20 |
| 73 | Morgan Moses | T | Released | May 20 |
| 77 | Najee Toran | G/C | Signed as a Free Agent | June 8 |
| 78 | Cornelius Lucas | T | Placed on the Reserve/COVID-19 List | July 27 |
| 85 | Najee Toran | G | Placed on the Reserve/Did Not Report List | July 27 |



TRANSACTIONS BY POSITION



2021 WASHINGTON FOOTBALL TEAM TRANSACTIONS (BY POSITION)

| No. | FULL | POS | TRANSACTION | DATE |
|------------------------|----------------------|-----|--|------------|
| 98 | Brandon Scherff | G | Placed on the Reserve/COVID-19 List | July 31 |
| 99 | David Sharpe | T | Placed on the Reserve/COVID-19 List | July 31 |
| 100 | Ross Reynolds | G | Claimed off Waivers from Miami | July 31 |
| 102 | Ross Reynolds | G | Waived | August 2 |
| 103 | Cornelius Lucas | T | Activated from the Reserve/COVID-19 List | August 3 |
| 108 | Brandon Scherff | G | Activated from the Reserve/COVID-19 List | August 5 |
| 109 | Cole Boozer | T | Signed as a Free Agent | August 7 |
| 110 | Cole Boozer | T | Waived | August 8 |
| 111 | Jon Toth | C | Signed as a Free Agent | August 9 |
| DEFENSIVE LINE | | | | |
| 2 | David Bada | DT | Signed Reserve/Future Contract | January 11 |
| 8 | Jalen Jelks | DE | Signed Reserve/Future Contract | January 11 |
| 9 | Devaroe Lawrence | DT | Signed Reserve/Future Contract | January 11 |
| 17 | Daniel Wise | DE | Signed Reserve/Future Contract | January 12 |
| 43 | Caleb Brantley | DT | Released | April 9 |
| 57 | William Bradley-King | DE | Draft Selection (Round 7, No. 240 overall) | May 1 |
| 58 | Shaka Toney | DE | Draft Selection (Round 7, No. 246 overall) | May 1 |
| 76 | Gabe Wright | DT | Signed as a Free Agent | June 8 |
| 81 | Devaroe Lawrence | DT | Placed on the Active/Non-Football Injury List | July 27 |
| 82 | Tim Settle | DT | Placed on the Active/Non-Football Illness List | July 27 |
| 86 | Jalen Jelks | DE | Waived/Injured | July 27 |
| 88 | Jonathan Allen | DT | Signed to a Contract Extension | July 27 |
| 90 | Bunmi Rotimi | DE | Signed as a Free Agent | July 28 |
| 92 | Justus Reed | DE | Signed as a Free Agent | July 29 |
| 93 | Tim Settle | DT | Passed Physically and Returned to Active Roster | July 29 |
| 94 | Matt Ioannidis | DT | Placed on the Reserve/COVID-19 List | July 29 |
| 97 | Devaroe Lawrence | DT | Activated from the Non-Football Injury List | July 30 |
| 101 | Daron Payne | DT | Placed on the Reserve/COVID-19 List | August 1 |
| 105 | Matt Ioannidis | DT | Activated from the Reserve/COVID-19 List | August 3 |
| 107 | Daron Payne | DT | Activated from the Reserve/COVID-19 List | August 5 |
| LINEBACKERS | | | | |
| 1 | Shaun Dion Hamilton | LB | Released | January 11 |
| 18 | Justin Phillips | LB | Signed Reserve/Future Contract | January 13 |
| 25 | Thomas Davis Sr. | LB | Released | March 3 |
| 31 | David Mayo | LB | Signed as a Free Agent | March 18 |
| 35 | Jared Norris | LB | Re-Signed | March 23 |
| 50 | Jamin Davis | LB | Draft Selection (Round 1, No. 19 overall) | April 28 |
| 70 | Josh Harvey-Clemons | LB | Released | May 19 |
| 71 | Joe Walker | LB | Signed as a Free Agent | May 19 |
| DEFENSIVE BACKS | | | | |
| 4 | Jordan Brown | DB | Signed Reserve/Future Contract | January 11 |
| 15 | DeMarkus Acy | DB | Signed Reserve/Future Contract | January 12 |
| 16 | Torry McTyer | DB | Signed Reserve/Future Contract | January 12 |
| 20 | Aaron Colvin | CB | Contract Expired | January 17 |
| 33 | William Jackson III | CB | Signed as a Free Agent | March 19 |
| 34 | Danny Johnson | CB | Re-Signed | March 23 |
| 37 | Darryl Roberts | CB | Signed as a Free Agent | March 26 |
| 48 | DeMarkus Acy | CB | Released | April 16 |
| 52 | Benjamin St-Juste | DB | Draft Selection (Round 3, No. 74 overall) | April 29 |
| 55 | Darrick Forrest | S | Draft Selection (Round 5, No. 163 overall) | May 1 |
| 64 | Linden Stephens | CB | Signed as a Free Agent | May 5 |
| 68 | Bobby McCain | S | Signed as a Free Agent | May 17 |
| 69 | Chris Miller | CB | Claimed off Waivers from Arizona | May 18 |
| 80 | Greg Stroman | CB | Placed on the Active/Physically Unable to Perform List | July 27 |
| 83 | Deshazor Everett | S | Placed on the Active/Non-Football Illness List | July 27 |



TRANSACTIONS BY POSITION



2021 WASHINGTON FOOTBALL TEAM TRANSACTIONS (BY POSITION)

| No. | FULL | POS | TRANSACTION | DATE |
|--------------------|-------------------|-----|--|------------|
| 95 | Chris Miller | CB | Placed on the Reserve/COVID-19 List | July 29 |
| 104 | Deshazor Everett | S | Activated from the Non-Football Illness List | August 3 |
| 106 | Chris Miller | CB | Activated from the Reserve/COVID-19 List | August 3 |
| SPECIALISTS | | | | |
| 13 | Kaare Vedvik | K | Signed Reserve/Future Contract | January 11 |
| 23 | Kaare Vedvik | K | Waived | January 28 |
| 28 | Dustin Hopkins | K | Re-Signed | March 17 |
| 56 | Cameron Cheeseman | LS | Draft Selection (Round 6, No. 225 overall) | May 1 |



HEAD COACH



RON RIVERA

HEAD COACH

32ND NFL SEASON (25 COACHING/9 PLAYING) // 2ND WITH WASHINGTON



Ron Rivera enters his 25th season coaching in the NFL and his second as Washington's head coach in 2021.

He was named the 30th head coach in franchise history on Jan. 1, 2020 and led Washington to their first division title since 2015. During the 2020 season Rivera was diagnosed with Squamous Cell Carcinoma (SCC) located in a lymph node and detected from a self-care check. Rivera continued to coach through his treatments and on January 28, 2021, he was declared cancer free. Rivera was selected as the NFC Coach of the Year by the Committee of 101 following the 2020 season.

A friend of legendary head coach Joe Gibbs, Rivera is a passionate and skilled leader who has earned the respect of his players, coaching staff and the community. He most recently served as the head coach of the Carolina Panthers for nine seasons, where he led the team to three straight divisional titles and an appearance in Super Bowl 50. Rivera was also recognized twice as the NFL Coach of the Year by the Associated Press in 2013 and in 2015.

Rivera inherited a 2-14 Carolina Panthers team as a rookie head coach in 2011 and guided it back to an NFC force with four play-offs appearances since 2013, tied for the second-most playoff berths in the NFC over that six-year period. In that span, the Panthers recorded 58 wins, tied for the most in any six-year period in their franchise history and fifth-most in the NFL.

In 2015, Carolina won its second NFC Championship in franchise history, third consecutive NFC South division title and appeared in Super Bowl 50. Carolina finished the season with a franchise-best 17-2 record, including home playoff victories over Seattle in the divisional round and Arizona in the NFC Championship game.

Hired by the Panthers for his defensive expertise, Rivera did not disappoint as the Panthers put together five top-10 finishes in total defense in seven seasons from 2012-18. Like Rivera, the Panthers' rebound has been steady and solid, starting with six wins in his first season in 2011 and seven victories in 2012 before registering three consecutive division championships starting in 2013 when he earned his first Associated Press NFL Coach of the Year award. Laying a foundation that included back-to-back Rookie of the Year award winners in quarterback Cam Newton and linebacker Luke Kuechly, Rivera blended veteran and young talent into productive units on both sides of the ball.

Rivera helped lead a Panthers team that finished among the league's top 10 rushing offenses, including top-five finishes in 2011, 2015, 2017 and 2018. The Panthers recorded 30 consecutive regular season games with at least 100 rushing yards from Week 6 of 2014 to Week 3 of 2016, the longest streak in the NFL since Pittsburgh tallied 43 from 1974-77.

Carolina's run defense ranked in the top 10 of the NFL in 2013, 2015, 2016 and 2017. Starting in Week 14 of 2016 through Week 1 of 2018, the Panthers went 21 consecutive games without allowing a 100-yard individual rusher, setting a franchise record.

In 2018, Rivera coached two players to All-Pro selections. Panthers running back Christian McCaffrey earned AP All-Pro second-team honors as he helped the Panthers lead the NFL in rushing yards per carry (5.1). McCaffrey also recorded 107 receptions, the most by any running back in a season in NFL history and broke Steve Smith's franchise record for single-season receptions by any player. He ran for 1,098 rushing yards, becoming the third player in NFL history with over 100 receptions and 1,000 rushing yards in the same season. McCaffrey accumulated a franchise-record 1,965 scrimmage yards, ranking third in the NFL.

Linebacker Luke Kuechly earned his sixth-straight Pro Bowl selection and fifth AP All-Pro first-team honor, tied for the most among active players. Kuechly tied for third in the NFL with 20 tackles for loss. In 2017, the rushing attack helped propel the team to an 11-5 record and a Wild Card berth by averaging 131.4 yards on the ground, good for fourth in the league.

In 2015, Rivera was named NFL Coach of the Year for the second time in three seasons as his team earned its third consecutive NFC South title and claimed the top seed in the NFC for the first time in Panthers franchise history. The Panthers became just the seventh team in the Super Bowl era to post a 15-1 or better

record in the regular season. Carolina started 2015 with 14 consecutive victories, which, combined with four wins to close the 2014 regular season, gave the Panthers an NFC-record 18-game winning streak.

Rivera's Panthers went 12-4 and won the NFC South in 2013, Carolina's first division title since 2008. The Panthers then recovered from a 3-8-1 start in 2014 to win four in a row and capture a second consecutive NFC South crown. Prior to Rivera's arrival, Carolina had never reached the postseason in consecutive years, and no team had captured the NFC South twice in a row.

Rivera arrived in Carolina with a reputation for hard work, attention to detail and preparation. Those were also the qualities he exhibited in his first campaign as the Panthers tripled their win total from the previous season. Rivera did not even meet his team until they reported to training camp and, despite a slow start, held it together to finish with four wins in the final six games.

Rivera has shined as a coach and player during his 30-plus years in the NFL, serving as defensive coordinator for the San Diego Chargers' top-ranked defense in 2010 and playing linebacker for the Chicago Bears' top-ranked defense and Super Bowl XX championship team in 1985. In 23 seasons as a coach and nine as a player, he has been with teams that have reached the play-offs 19 times, including nine conference championships and three Super Bowls. The mentality of the Chargers defense that Rivera coached and the Bears defense on which he played has stuck with the head coach, and he has transferred it to his teams.

Rivera's character has been influenced by two innovative defensive coordinators. As a player, Rivera was coached by the late Buddy Ryan, the architect of the "46 Defense," which involved blitzing on nearly every down. As a coach, Rivera toiled under the late Jim Johnson, a highly regarded defensive coordinator renowned for his aggressive approach.

Rivera's identity also has been shaped by his family. The son of a U.S. Army officer and the second youngest of four boys, Rivera learned from a young age about chain of command and many of the principles he teaches and expects from his players. "I come from a military family where discipline isn't taught, it's lived. It's expected from day one. I have a philosophy that every player, every coach, everyone who works for this organization, they'll know it day one," Rivera said in his introductory press conference with Washington on Jan. 2.

Rivera worked with the Chargers from 2007-10. He coached inside linebackers before taking over as the team's defensive coordinator midway through the 2008 season. Under Rivera's guidance, the pass defense steadied itself – intercepting nine passes and yielding 229.6 passing yards per game and 11 touchdown passes over the final eight games. Those numbers contrasted to the first half of the season when San Diego notched just seven picks and was victimized for 265.1 yards per game and 14 touchdowns through the air. In Rivera's first full season leading the defense in 2009, the Chargers ranked 16th in total defense and 11th against the pass. Those rankings improved in 2010 as San Diego led the NFL with an average of 271.6 total yards allowed per game and gave up a league-low 177.8 passing yards per game. From 2004-06, Rivera oversaw the Chicago Bears defense, engineering the unit to two top-five finishes in the league. Under Rivera's direction, five different defensive players went to the Pro Bowl: linebacker Lance Briggs, safety Mike Brown, defensive tackle Tommie Harris, linebacker Brian Urlacher and cornerback Nathan Vasher.

In his first season as a defensive coordinator in 2004, Rivera presided over a defense that produced nine more takeaways and 17 more sacks than the previous year and scored a franchise-record and NFC-high six defensive touchdowns. The Bears also thrived on third down and buckled down inside their own 20-yard line, ranking first in the NFL in third-down efficiency (30.5 percent) and topping the NFC in red zone defense (42.6 percent). The following year, Chicago continued to build on the foundation Rivera laid in 2004. The Bears won their first of two consecutive NFC North titles and stood second in the NFL in total defense. In surrendering the fewest points in the league, Rivera's defense went 43 consecutive quarters without allowing more than seven

RON RIVERA

points – the longest streak in the NFL since 1969. During Rivera's last season with the Bears in 2006, the defense paced the NFL with 44 takeaways and finished fifth in the league in total defense and third in scoring defense, helping propel Chicago to the NFC Championship and an appearance in Super Bowl XLI.

Prior to becoming a defensive coordinator, Rivera spent five seasons from 1999-2003 as the linebackers coach for the Philadelphia Eagles, who advanced to the NFC Championship game in each of his final three seasons. Twice during Rivera's tenure with the Eagles, the team finished second in the NFL in scoring defense and in 2001 held all 16 of its opponents to fewer than 21 points – making them just the fourth team in NFL history to do so.

Rivera gained his first coaching experience with the Bears as a defensive quality control coach from 1997-98. He is just the third Latino head coach in NFL history, joining Tom Flores with the Oakland Raiders from 1979-87 and Seattle Seahawks from 1992-94 and Tom Fears with the New Orleans Saints from 1967-70.

Following retirement from his playing career, Rivera went into broadcasting. He covered the Bears and college football as a television analyst for WGN and SportsChannel Chicago for four years from 1993-96.

Selected in the second round of the 1984 NFL Draft by Chicago, Rivera played all nine of his pro seasons with the Bears. Primarily an outside linebacker, he appeared in 149 games with 62 starts (including 12 postseason contests with six starts) and posted 392 tackles, 7.5 sacks, five forced fumbles, four fumble recoveries, nine interceptions and 15 passes defended. Rivera was a member of six NFC Central division title teams and a Super Bowl XX championship team in 1985.

As a player, Rivera was known for both his skill and determination on the field and his dedication of time and energy to the community. As a result, he was named the Bears' Man of the Year in 1988 and earned the club's Ed Block Courage Award in 1989. He has carried that same community commitment to coaching, sponsoring a bowling tournament to benefit the Ronald McDonald House, USO and Humane Society. He was a finalist for the 2017 Salute to Service Award, an annual award presented to NFL players, coaches, personnel and alumni who demonstrate an exemplary commitment to honoring and supporting the military community.

Rivera, who lost his brother Mickey to pancreatic cancer in 2015, also serves as a spokesman for the Pancreatic Cancer Action Network. He has twice been the honorary starter for the organization's PurpleStride 5K in Charlotte. An All-American at the University of California, Rivera finished his career as the school's all-time leader in sacks with 22 and tackles with 336. As a senior in 1983, he set the Bears' single-season record for sacks with 13 and tackles for loss with 26.5.

Born Jan. 7, 1962, in Fort Ord, Calif., Rivera lived in Germany, Panama, Washington and Maryland before his family settled in Marina, Calif. He attended Seaside High School in Seaside, Calif., and was a three-sport star in football, basketball and baseball. Rivera and his wife, Stephanie, have two children, Christopher and Courtney. Stephanie is a former assistant coach for the WNBA's Washington Mystics.

RIVERA STRONG

Throughout the 2020 NFL season, the Washington Football Team family supported their head coach by wearing "Rivera Strong" apparel that supported Ron Rivera and his battle with squamous cell carcinoma. Below is a look at how the Washington Football Team came together to support the fight against cancer:



Head Coach Ron Rivera sits in the "Coaches Corner" section of FedExField, a section filled with cardboard cutouts of staff members, fellow coaches and players that have been coached by Rivera over the years.



Head Coach Ron Rivera and his wife, Stephanie take a look at the "Coaches Corner" for the first time at FedExField.

The Rivera File

RIVERA FOOTBALL HISTORY

| | | |
|-------------|---------------------------|------------------------------------|
| 2020-Pres.: | Head Coach | Washington Football Team |
| 2011-19: | Head Coach | Carolina Panthers |
| 2008-10: | Defensive Coordinator | San Diego Chargers |
| 2007-08: | Inside Linebackers | San Diego Chargers |
| 2004-06: | Defensive Coordinator | Chicago Bears |
| 1999-03: | Linebackers | Philadelphia Eagles |
| 1997-98: | Defensive Quality Control | Chicago Bears |
| 1984-92: | Linebacker | Chicago Bears |
| 1980-1983: | Linebacker | University of California, Berkeley |

RIVERA BY THE NUMBERS

| | |
|----|--|
| 11 | Seasons as an NFL Head Coach |
| 2 | Associated Press Coach of the Year awards (2013, 2015) |
| 83 | Regular Season wins |
| 6 | Top 10 NFL defensive finishes |
| 5 | Postseason Appearances |
| 4 | Division Titles |
| 1 | Conference Championship |
| 7 | Top 10 rushing offenses |

RON RIVERA



WASHINGTON COACHING HISTORY

Washington has had 31 different head coaches preside over 31 head coaching tenures in team history.

1. Lud Wray.....1932
2. Lone Star Dietz1933-34
3. Eddie Casey1935
4. **Ray Flaherty.....1936-42**
5. Arthur "Dutch" Bergman1943
6. Dudley DeGroot.....1944-45
7. **A.G. "Turk" Edwards.....1946-48**
8. John Wheelchel1949
9. Herman Ball1949-51
10. Dick Todd1951 (Interim)
11. **Earl "Curly" Lambeau.....1952-53**
12. Joe Kuharich1954-58
13. Mike Nixon.....1959-60
14. Bill McPeak1961-65
15. **Otto Graham.....1966-68**
16. **Vince Lombardi.....1969**
17. Bill Austin.....1970
18. **George Allen.....1971-77**
19. Jack Pardee.....1978-80
20. **Joe Gibbs**.....1981-92**
21. Richie Petitbon1993
22. Norv Turner1994-2000
23. Terry Robiskie2000 (Interim)
24. Marty Schottenheimer2001
25. Steve Spurrier.....2002-03
26. **Joe Gibbs**.....2004-07**
27. Jim Zorn.....2008-09
28. Mike Shanahan2010-13
29. Jay Gruden.....2014-19
30. Bill Callahan2019 (Interim)
31. **Ron Rivera2020-Present**

Pro Football Hall of Famers ***bolded and italicized***.

** Considered both the 20th and 26th head coach in franchise history

AP COACH OF THE YEAR

Ron Rivera is 1-of-12 Head Coaches in NFL history to win the AP Coach of the Year Award multiple times. Rivera is 1-of-3 active NFL Head Coaches to earn the honor multiple times.

| Coach | Season(s) | Team(s) |
|-----------------------------|--|-----------------------------|
| Allie Sherman | 1961-62 | NYG |
| Bill Belichick* | 2003, '07 & '10 | NE |
| <i>Bill Parcells</i> | <i>1986 & '94</i> | <i>NYG & NE</i> |
| Bruce Arians* | 2012 & '14 | IND & ARI |
| Chuck Nox | 1973, '80 & '84 | LAR, BUF & SEA |
| Dan Reeves | 1993 & '98 | NYG & ATL |
| <i>Don Shula</i> | <i>1964, '67, '68 & '72</i> | <i>BAL & MIA</i> |
| <i>George Allen</i> | <i>1967 & '71</i> | <i>LAR & WAS</i> |
| <i>George Halas</i> | <i>1963 & '65</i> | <i>CHI</i> |
| <i>Joe Gibbs</i> | <i>1982-83</i> | <i>WAS</i> |
| <i>Mike Ditka</i> | <i>1985 & '88</i> | <i>CHI</i> |
| <i>Ron Rivera*</i> | <i>2013 & '15</i> | <i>CAR</i> |

Pro Football Hall of Famers ***bolded and italicized***.

* Active NFL Head Coach

RON RIVERA

RIVERA COACHING RECORDS [2011-20]

| | | | |
|----------------------------|---------|---------------------------------------|---------|
| Overall Career Record..... | 86-77 | Monday..... | 6-3 |
| Regular Season Record..... | 83-72-1 | Temp 81+..... | 8-8 |
| At Home..... | 45-33-1 | September..... | 16-17 |
| On Road..... | 38-39 | October..... | 18-21-1 |
| On Grass..... | 66-53-1 | November..... | 21-17 |
| On Turf..... | 17-19 | December..... | 26-19 |
| Indoor..... | 15-17 | January..... | 2-2 |
| Outdoors..... | 68-55-1 | Leading at halftime..... | 67-18 |
| VS. AFC..... | 25-13-1 | Leading after 3 q's..... | 71-13-1 |
| VS. NFC..... | 58-61 | When scoring first..... | 58-26-1 |
| In Division..... | 30-29 | Positive or even turnover ratio..... | 73-23-1 |
| Games 1-8..... | 41-38-1 | Scoring 20 or more points..... | 72-29-1 |
| Games 9-16..... | 42-34 | Scoring 30 or more points..... | 42-5-1 |
| Thursday..... | 4-6 | Totaling 350 or more net yards..... | 44-30-1 |
| Saturday..... | 1-1 | Rushing for 150 or more yards..... | 32-11 |
| Sunday..... | 72-62-1 | Holding opp. Under 250 net yards..... | 18-5 |

JUST PLAYING BALL

COLLEGIATE CAREER

RIVERA'S ALL-TIME RANKS AT CAL

| Stat | Totals | Rank |
|-------------------------|-------------|-------|
| Career tackles | 336 | 5th |
| Single season tackles | 138 (1983) | 6th |
| Career sacks | 22.0 | 7th |
| Single season sacks | 13.0 (1983) | t-3rd |
| Career tackles for loss | 47.5 | 8th |
| Single-season TFLs | 26.5 (1983) | 1st |

RIVERA'S COLLEGIATE PLAYER ACCOMPLISHMENTS

1983: Consensus All-American, Pac-10 Defensive Player of the Year

1994: Cal Athletic Hall of Fame inductee



NFL CAREER

Selected in the second round of the 1984 NFL Draft by Chicago, Rivera played all nine of his pro seasons with the Bears. Primarily an outside linebacker, he appeared in 149 games with 62 starts (including 12 postseason contests with six starts) and posted 392 tackles, 7.5 sacks, five forced fumbles, four fumble recoveries, nine interceptions and 15 passes defended. Rivera was a member of six NFC Central division title teams and a Super Bowl XX championship team in 1985.

RIVERA'S NFL PLAYER STATS

| Year | Age | G/GS | INT | YDS | TD | SK | FR |
|---------------|-----|---------------|----------|-----------|----------|------------|----------|
| 1984 | 22 | 15/0 | 0 | 0 | 0 | 0 | 0 |
| 1985 | 23 | 16/0 | 1 | 4 | 0 | 0.5 | 1 |
| 1986 | 24 | 16/2 | 0 | 0 | 0 | 1 | 0 |
| 1987 | 25 | 12/5 | 2 | 19 | 0 | 1 | 0 |
| 1988 | 26 | 16/16 | 2 | 0 | 0 | 2 | 0 |
| 1989 | 27 | 16/14 | 2 | 1 | 0 | 2 | 1 |
| 1990 | 28 | 14/14 | 2 | 13 | 0 | 0 | 2 |
| 1991 | 29 | 16/5 | 0 | 0 | 0 | 0 | 0 |
| 1992 | 30 | 16/0 | 0 | 0 | 0 | 1 | 2 |
| Career | | 137/56 | 9 | 37 | 0 | 7.5 | 6 |

RIVERA'S NFL PLAYER ACCOMPLISHMENTS

1985: Super Bowl Champion

1988: Chicago Bears' Man of the Year Award

1989: Chicago Bears' Ed Block Courage Award



FOOTBALL STAFF SENIOR LEADERSHIP



MARTIN MAYHEW

GENERAL MANAGER

32ND NFL SEASON (9 PLAYING/23 FRONT OFFICE) // 5TH WITH WASHINGTON



Martin Mayhew enters his first season as General Manager of the Washington Football Team after being hired by the organization on January 22, 2021.

Mayhew joins Washington with 22 seasons of NFL experience as an executive, including eight seasons as the general manager of the Detroit Lions. He returns to the franchise that he played for from 1989-92 and was a member of the Super Bowl XXVI team.

“Martin is a proven general manager who will bring a wealth of knowledge and experience to the organization,” said Head Coach Ron Rivera. “He will be an integral part of running the daily football operations and will allow me the opportunity to focus more on coaching. He impressed both myself and Mr. Snyder during the interview process and we both believe he will be a tremendous fit here. He is a man of high character and integrity and was part of the rich history and tradition of this great franchise as a member of the Super Bowl championship team in 1991.”

Mayhew spent the previous four season with the San Francisco 49ers, most recently as the club's vice president of player personnel. He held the position of senior personnel executive for the franchise from 2017-18. Mayhew assisted first-time general manager John Lynch and was a major contributor to a personnel department that was vital in the team's Super Bowl appearance in 2019.

Prior to joining San Francisco, Mayhew spent the 2016 season as the director of football operations/special projects with the New York Giants. In his role with the Giants, he worked on all aspects of the salary cap, CBA compliance and player contract negotiations.

Prior to his time in New York, Mayhew spent 15 years (2001-15) in the Detroit Lions organization, including the final seven as the team's general manager. He took over as the general manager following Detroit's winless season and oversaw the building of a roster that resulted in a 10-win season in 2011 and an 11-win season in 2014.

During Mayhew's tenure as Lions general manager, he was responsible for the draft selections of Pro Bowlers QB Matthew Stafford, DE Ezekiel Ansah and DT Ndamukong Suh. Suh was a four-time Pro Bowler and three-time First Team All-Pro selection with Detroit and was the 2010 NFL Defensive Rookie of the Year. Mayhew was also responsible for signing WR Golden Tate and S Glover Quin in free agency, both of whom went on to earn Pro Bowl honors in Detroit.

Mayhew first joined the Lions organization in 2001 as the senior director of football administration/staff counsel and was promoted to senior vice president of football administration/staff counsel in 2003. Mayhew was appointed senior vice president and assistant general manager in 2004. In 2008, Mayhew was promoted to general manager.

Mayhew played nine seasons in the NFL and was originally selected by the Buffalo Bills in the 10th round (262nd overall) in the 1988 NFL Draft. During Mayhew's nine-year career, he appeared in 118 games (107 starts) for Buffalo (1988), Washington (1989-92) and Tampa Bay (1993-96) and notched 473 tackles, 21 interceptions, 1.0 sack and four forced fumbles. He started at cornerback for the Super Bowl XXVI champion Washington Redskins.

Mayhew is a native of Tallahassee, Fla. and graduated from Florida State University with a degree in business management and also holds a law degree from Georgetown University. At Florida State, he lettered in both football and track. Mayhew interned for Washington's personnel department in 1999 while in law school at Georgetown. He also held labor and legal department internships with the NFL League Office before joining the Detroit Lions.

Football Timeline

| | | |
|-----------|---|--------------------------|
| 1983-87 | Cornerback | Florida State |
| 1988 | Cornerback | Buffalo Bills |
| 1989-92 | Cornerback | Washington Football Team |
| 1993-96 | Cornerback | Tampa Bay Buccaneers |
| 1999 | Personnel Intern | Washington Redskins |
| 2000 | Labor Operations and Legal Intern | National Football League |
| 2001-02 | Sr. Director of Football Administration/Staff Counsel | Detroit Lions |
| 2003 | SVP of Football Administration/Staff Counsel | Detroit Lions |
| 2004-07 | SVP and Assistant General Manager | Detroit Lions |
| 2008-15 | General Manager | Detroit Lions |
| 2016 | Director of Football Operations/Special Projects | New York Giants |
| 2017-18 | Senior Personnel Executive | San Francisco 49ers |
| 2019-20 | VP of Player Personnel | San Francisco 49ers |
| 2021-Pres | General Manager | Washington Football Team |





MARTY HURNEY

EVP OF FOOTBALL/PLAYER PERSONNEL

30TH NFL SEASON // 3RD WITH WASHINGTON



Marty Hurney enters his first season as Executive Vice President of Football/Player Personnel of the Washington Football Team after being hired by the organization on January 22, 2021.

Hurney joins Washington with 29 seasons of NFL experience as an executive and will rejoin the franchise where he started his NFL career as a member of the team's public relations department.

"Marty Hurney is an excellent evaluator of talent and someone whom I trust and have worked with in the past," said Head Coach Ron Rivera. "He knows the amount of hard work it takes to operate a successful personnel department. Marty has a proven track record as a successful scout and general manager and will be a vital part of shaping our roster. Both myself and Mr. Snyder agreed that he would bring an enormous amount of experience to our operation. It is also fitting that Marty started his career here working for the legendary Bobby Beathard. I look forward to collaborating with both Marty and Martin in the years to come."

Hurney was named the Carolina Panthers General Manager in 2002 and held the position until 2012. He was then brought back as the club's interim general manager in 2017 and maintained the official role from 2018-2020. During Hurney's tenure as general manager, the Panthers appeared in the postseason four times, with two NFC South titles, two trips to the NFC Championship game and an appearance in Super Bowl XXXVIII.

Hurney has had a strong number of draft selections in the first round. Most notably, he selected both QB Cam Newton and LB Luke Kuechly in the first round of consecutive drafts in 2011 and 2012. Newton went on to win NFL Rookie of the Year in 2011, NFL MVP in 2015 along with setting nearly every passing and rushing record in franchise history. Kuechly won NFL Rookie of the Year in 2012 and NFL Defensive Player of the Year in 2013 and was a seven-time Pro Bowl selection. Carolina was just the fourth team in NFL history to have consecutive players win rookie of the year honors since the awards inception in 1967.

Hurney's other notable first round selections include DE Julius Pepper (2002), T Jordan Gross (2003), CB Chris Gamble (2004), LB Thomas Davis Sr. (2005), RB DeAngelo Williams (2006), RB Jonathan Stewart (2008), WR DJ Moore (2018) and DE Brian Burns (2019). Peppers was selected to the Pro Bowl nine times, was the NFL Rookie of the Year in 2002 and is the Panthers' all-time leader in sacks. Gross started at tackle for the Panthers for 11 consecutive seasons, made three Pro Bowls and is the Panthers' all-time leader in games started. Gamble started at cornerback for the Panthers for nine seasons and is the all-time franchise leader in interceptions. Davis Sr. was selected to three Pro Bowls along with gaining First Team All-Pro honors in 2015 and is the Panthers all-time leader in tackles. Stewart and Williams went on to compile 7,318 rushing yards and 6,846 rushing yards, which is No. 1 and No. 2 in Panthers' history, respectively. Moore has led Carolina in receiving and posted 1,000-plus receiving yards in consecutive seasons and was selected to the PFWA All-Rookie Team in 2018. Burns ranked No. 4 among rookies in sacks in 2019 and led the Panthers with 9.0 sacks in 2020.

During Hurney's tenure as Panthers GM, he also had considerable success in free agency and through trades. Hurney executed trades for TE Greg Olsen and long snapper J.J. Jansen who were both Pro Bowlers. Olsen holds the franchise record for receiving yards among tight ends and ranks No. 3 overall in receiving yards in franchise history. He also acquired RB Stephen Davis, QB Jake Delhomme, LB Mark Fields and G Mike Wahle via free agency. All four players were named to Pro Bowls during their time with Carolina. Delhomme ranks second behind only Cam Newton as the franchise's leader in passing yards and passing touchdowns.

Prior to being named general manager of the Panthers in 2002, Hurney held the position of coordinator of player operations


from 1999-2001 and director of football administration in 1998.

Before joining the Carolina Panthers organization, Hurney held the role of coordinator of football operations with the San Diego Chargers under Pro Football Hall of Fame and Washington Ring of Fame executive Bobby Beathard.

Hurney began his career as a reporter covering Washington in the 1980s. After developing relationships with Owner Jack Kent Cooke, General Manager Bobby Beathard and Head Coach Joe Gibbs, Hurney joined Washington's public relations department in 1988.

Hurney is a native of Wheaton, Md. and attended Catholic University in Washington D.C. Before joining Washington's public relations department, he worked for the Montgomery Journal, Washington Star and Washington Times.

| Football Timeline | | |
|-------------------|---|--------------------------|
| 1988-89 | Public Relations | Washington Football Team |
| 1990-97 | Coordinator of Football Operations | San Diego Chargers |
| 1998 | Director of Football Administration | Carolina Panthers |
| 1999-2001 | Coordinator of Player Operations | Carolina Panthers |
| 2002-12 | General Manager | Carolina Panthers |
| 2017 | Interim General Manager | Carolina Panthers |
| 2018-20 | General Manager | Carolina Panthers |
| 2021-Pres. | Executive Vice President of Football/Player Personnel | Washington Football Team |





COORDINATORS AND ASSISTANT COACHES



Jack Del Rio

Defensive Coordinator

DOB: April 4, 1963, in Castro Valley, Calif. 34th NFL Season (11 Playing/23 Coaching)/2nd Washington

Football Timeline

| | | |
|------------|--------------------------|--------------------------|
| 1981-85 | Linebacker | USC |
| 1985-86 | Linebacker | New Orleans Saints |
| 1987-88 | Linebacker | Kansas City Chiefs |
| 1989-91 | Linebacker | Dallas Cowboys |
| 1992-95 | Linebacker | Minnesota Vikings |
| 1997 | Assistant Strength Coach | New Orleans Saints |
| 1998 | Linebackers Coach | New Orleans Saints |
| 1999-01 | Linebackers Coach | Baltimore Ravens |
| 2002 | Defensive Coordinator | Carolina Panthers |
| 2003-11 | Head Coach | Jacksonville Jaguars |
| 2012-14 | Defensive Coordinator | Denver Broncos |
| 2013 | Interim HC (wks. 10-13) | Denver Broncos |
| 2015-17 | Head Coach | Oakland Raiders |
| 2020-Pres. | Defensive Coordinator | Washington Football Team |

- Jack Del Rio enters his 23rd season coaching in the NFL and his second as Washington's Defensive Coordinator in 2021 after being named to the position on January 2, 2020.
- In 2020, Del Rio helped lead a defense that ranked in the top 10 in total yards per game (6th), passing yards per game (5th), interception rate (8th), redzone percentage (3rd) and total points per game (7th).
- Del Rio has accumulated 33 combined seasons of NFL experience, including 22 as a coach and 11 as a player. He has held head coaching roles with the Oakland Raiders, Denver Broncos and Jacksonville Jaguars. He has also coached 29 players to a total of 57 Pro Bowl selections.
- From 2015-17, Del Rio was the Head Coach of the Oakland Raiders. In 2016, he guided the Raiders to a 12-4 record, marking the franchise's first 12-win season since 2000. The Raiders earned a postseason berth for the first time since 2002 and landed an NFL-high seven players on the AFC Pro Bowl squad. Del Rio was selected as the recipient of the Maxwell Club's Greasy Neale Professional Coach of the Year Award, becoming the sixth Raiders coach to earn NFL Coach of the Year honors. In addition, he was named the AFC Coach of the Year by Kansas City's Committee of 101.
- As defensive coordinator with the Denver Broncos from 2012-14, Del Rio was part of three-straight AFC West titles and helped lead Denver to an AFC Championship and appearance in Super Bowl XLVIII following the 2013 campaign. It marked his second stint under Head Coach John Fox, as the two also spent the 2002 season together in Carolina.
- Prior to joining the Broncos in 2012, Del Rio spent nine seasons at the helm in Jacksonville. During his head coaching tenure (2003-11) with the Jaguars, the club ranked sixth in the NFL in yards per game allowed (317.3) and eighth in points per game allowed (20.3).
- Under Del Rio, the Jaguars made two playoff appearances in 2005 and 2007, highlighted by the club's first postseason win in eight seasons with a 31-29 road victory against the Pittsburgh Steelers in the 2007 AFC Wild Card Game.
- During his lone season as a defensive coordinator with Carolina in 2002, he inherited the NFL's worst defense statistically (371.4 yards per game allowed) and turned it into the league's second-ranked unit (290.4 yards per game allowed). Additionally, the 2002 Panthers squad led the NFL in rushing average against (3.7 avg.) and ranked second in third down efficiency (32.9 percent) and sacks (52).
- As linebackers coach for the Baltimore Ravens from 1999-2001, Del Rio tutored a talented group that included Peter Boulware, Ray Lewis and Jamie Sharper. Baltimore's 2000 team set the NFL 16-game record by allowing only 165 points while recording four shutouts and forcing a league-best 49 turnovers. Lewis was named the NFL's Defensive Player of the Year and the MVP of Super Bowl XXXV that season after a playoff run in which the defense surrendered just one touchdown in four games.
- Del Rio began his coaching career with the New Orleans Saints under Head Coach Mike Ditka, serving as an assistant strength coach in 1997 before moving on to coach the linebackers in 1998.
- A veteran of 11 seasons as an NFL linebacker, he was selected in the third round (68th overall) of the 1985 NFL Draft by New Orleans and went on to make the NFL's All-Rookie Team and earn the Saints' Rookie of the Year award.
- Del Rio was a four-year starter at the University of Southern California, where he earned consensus All-American honors as a senior and was runner-up for the Lombardi Award, given to the nation's best lineman or linebacker. Named co-MVP of the 1985 Rose Bowl, Del Rio recorded 340 career defensive stops, including 58 tackles for a loss. A standout catcher on the USC baseball team, Del Rio was drafted by the Toronto Blue Jays in 1981. He was inducted into the USC Athletic Hall of Fame in May 2015.
- Del Rio was a three-sport star in football, baseball and basketball at Hayward (Calif.) High School. He earned a degree in political science from the University of Kansas while playing for the Chiefs.
- Del Rio and his wife, Linda, have three daughters, Lauren, Hope and Aubrey, and a son, Luke, who also works for Washington as an offensive quality control coach.





Nate Kaczor

Special Teams Coordinator

DOB: April 8, 1967, in Scott City Kan.

14th NFL Season/3rd Washington

Football Timeline

| | | |
|------------|--------------------------------|--------------------------|
| 1987-89 | Center | Utah State |
| 1991-99 | Offensive Assistant | Utah State |
| 2000-03 | Offensive Coordinator | Nebraska-Kearney |
| 2004-05 | Co-Offensive Coordinator | Idaho |
| 2006 | Tight Ends Coach | Louisiana-Monroe |
| 2007 | Co-Offensive Coordinator | Louisiana-Monroe |
| 2008-11 | Assistant Special Teams Coach | Jacksonville Jaguars |
| 2012 | Assistant Offensive Line Coach | Tennessee Titans |
| 2013-15 | Special Teams Coordinator | Tennessee Titans |
| 2016-18 | Special Teams Coordinator | Tampa Bay Buccaneers |
| 2019-Pres. | Special Teams Coordinator | Washington Football Team |



- Nate Kaczor (pronounced Kat-sir) enters his third season as special teams coordinator with Washington in 2021. He will be entering his 14th NFL season and has held positions with the Jacksonville Jaguars, Tennessee Titans and Tampa Bay Buccaneers during his NFL career.
- In 2020, Kaczor helped standout punter Tress Way record the highest single season net punting average [44.3] in franchise history. Way broke his own record from 2019 [44.1], also under the direction of Kaczor. Way also set a franchise record for most punting yards in a single game, punting 10 times for 511 yards against the Rams in Week 5. Washington led the league in net punting yards in 2020 with 3,325.
- In 2019, Kaczor helped guide punter Tress Way to his first Pro Bowl selection. Way was also named to the Associated Press All-Pro Second Team. Way finished the season No. 2 in net average [44.1] and No. 2 in punt yardage [3,919] and No. 7 in punts inside the 20 yard line [30]. Under Kaczor's guidance, Washington ranked No. 4 in the league in kickoff return average [25.2] and No. 5 in kickoff return yardage [833] despite fielding one of the league's youngest rosters.
- Under Kaczor's guidance, Tress Way became the first Washington punter since Matt Turk in 1997 to be named to the Pro Bowl. Steven Sims Jr. (NFC Special Teams Player of the Week in Week 12) and Tress Way (NFC Special Teams Player of the Week in Week 13) were also the first players in the history of the franchise to receive the honor of NFC Special Teams Player of the Week in consecutive weeks.
- During Kaczor's three seasons with Tampa Bay, the Buccaneers were one of the top punt coverage units in the NFL, allowing only 6.6 yards per return, the fourth-lowest mark in the league during that span.
- Punter Bryan Anger was a standout during Kaczor's tenure with the Buccaneers. In his first year with the team, Anger set Buccaneers records for both punts inside the 20 [37] and net punting average [42.7], with both of those ranking in the top five in the NFL in 2016. In the three seasons that Anger spent under Kaczor's tutelage, Anger ranked top 15 in the league in punts inside the 20 and net average while only recording 14 touchbacks.
- Kaczor came to Tampa Bay having spent the previous four seasons with the Tennessee Titans, the final three as the teams' special teams coordinator [2013-15] after being hired as the assistant offensive line coach in his first season [2012]. In 2015, the Titans tied for the NFL lead in special teams takeaways, while in 2013 Kaczor's unit ranked third in the league in opponent punt return average and eighth in kickoff return average.
- Kaczor entered the NFL as an assistant special teams coach with the Jacksonville Jaguars, working there from 2008-11. During those four years, Jacksonville had one of the league's top special teams coverage units, allowing the lowest punt return average in the NFL [6.5 avg.] and the eighth-lowest kickoff return average [21.8 avg.]. In each of Kaczor's final two seasons, Montell Owens earned Pro Bowl recognition as a special teams player.
- Prior to joining the NFL, Kaczor spent 17 years coaching in college, the final two working as co-offensive coordinator [2007] and tight ends coach [2006] at Louisiana-Monroe. In his only season as co-offensive coordinator, the team ranked second in the Sun Belt Conference in rushing offense and averaged its most points scored since 1993.
- Before his time at Louisiana-Monroe, Kaczor spent two seasons [2004-05] as the co-offensive coordinator/tight ends coach at Idaho and four seasons as offensive coordinator/quarterbacks coach at Nebraska-Kearney [2000-03]. Kaczor began his coaching career as an offensive assistant at his alma mater, Utah State, working as an offensive assistant for nine seasons [1991-99], helping the team win three conference championships.
- A center at Utah State, Kaczor was a team captain, who earned all-conference honors in 1989. A native of Scott City, Kansas, he and his wife, Angie, have two children, Kaylee and Micah.



Scott Turner

Offensive Coordinator

DOB: August 7, 1982 Los Angeles, Calif. 10th NFL Season/2nd Washington

Football Timeline

| | | |
|------------|---------------------------|--------------------------|
| 2002-04 | Quarterback | UNLV |
| 2005 | Graduate Assistant | Oregon State |
| 2008-10 | Offensive Assistant | Pitt |
| 2011-12 | Offensive Quality Control | Carolina Panthers |
| 2013 | Wide Receivers Coach | Cleveland Browns |
| 2014-16 | Quarterbacks Coach | Minnesota Vikings |
| 2017 | Offensive Analyst | Michigan |
| 2018-19 | Quarterbacks Coach | Carolina Panthers |
| 2019 | Interim OC (wks. 14-17) | Carolina Panthers |
| 2020-Pres. | Offensive Coordinator | Washington Football Team |



- Scott Turner is entering his second season as the offensive coordinator with Washington after being hired on January 8, 2020. He will be entering his 10th NFL season and has held positions with the Carolina Panthers, Cleveland Browns and Minnesota Vikings during his NFL career.
- Turner highlighted the versatility of the running back room last season. He guided two running backs with 950-plus scrimmage yards in a season for the third time in franchise history, and first since Joe Washington and John Riggins did so in 1983.
- In Turner's offense, running back J.D. McKissic recorded the second-most receptions [80] and fifth-most receiving yards [589] for a running back in a season in franchise history.
- Washington started four different quarterbacks during the 2020 season, combining for the second-most completions in a single season in franchise history [389].
- Under Turner's tutelage, two players amassed 1,000 yards in 2020. Running back Antonio Gibson became the first Washington rookie to gain 1,000 scrimmage yards since Alfred Morris in 2012, as Terry McLaurin became the first Washington wide receiver with 1,000 yards in a season since 2016.
- The offense in Washington took leaps in the second half of last season, registering 2,916 second-half scrimmage yards. It marks the seventh-most in a single season in club history and most since 2016 [3,635], since the stat was officially recorded in 1991.
- Turner came to Washington from Carolina, where he served as quarterbacks coach as well as interim offensive coordinator in 2019.
- In 2018, Turner helped quarterback Cam Newton post a franchise-record 67.9 completion percentage, despite playing through injury. The Panthers finished 10th in the league in net yards [373.3], the second-highest season average in club history.
- Turner served as quarterbacks coach with the Minnesota Vikings from 2014-16, helping quarterback Sam Bradford to set a then-NFL record in completion percentage [71.6].
- In 2014, he assisted Teddy Bridgewater in setting virtually every franchise rookie passing record, and producing the third-best completion percentage [64.6] and seventh-highest passer rating [85.2] in NFL history for a rookie.
- As the wide receivers coach for the Cleveland Browns in 2013, Turner helped Josh Gordon to become the first Browns player in history to lead the NFL in receiving yards [1,646] and became the first player in NFL history with back-to-back 200-yard receiving games.
- In 2013, Turner coached wide receivers for the Cleveland Browns, helping Josh Gordon to the best receiving season in Browns history. Despite appearing in just 14 games, he became the first player in Browns history to lead the NFL in receiving yards [1,646].
- Turner entered NFL coaching with two seasons as offensive quality control coach for the Panthers in 2011 and 2012. The Panthers recorded two of the top four seasons in franchise history in terms of net yards, setting the all-time mark with 389.8 yards per game in 2011 and 360.7 in 2012. Newton was named NFL Offensive Rookie of the Year in 2011. His 14 rushing touchdowns broke the NFL record for rushing touchdowns by a quarterback and were just one shy of the NFL record of rushing touchdowns by a rookie.
- Prior to Turner's first stint in Carolina, he spent three seasons at the University of Pittsburgh, two as an offensive assistant and the last as wide receivers coach. Turner made his coaching debut in 2005 as a graduate assistant at Oregon State before serving as the offensive coordinator at South County (Va.) Secondary School from 2006-07.
- A three-year letterman at Nevada-Las Vegas from 2002-04, Turner graduated with a degree in psychology. He served as a reserve quarterback for the Rebels as a junior and senior and played on special teams as a sophomore after being redshirted as a freshman. He earned his college degree in psychology from UNLV in 2006.
- Turner is the son of former NFL Coach Norv Turner. The two previously coached together in Carolina, Minnesota and Cleveland. Turner graduated from Oakton High School in Vienna, Va. when his father was the Head Coach of the Washington Football Team. He and his wife, Robyn, have two children – a son, Harry [6] and a daughter, Rose [4].



Luke Del Rio

Offensive Quality Control


DOB: November 6, 1994, in Minneapolis, Minn.

2nd NFL Season/2nd Washington

Football Timeline

| | | |
|------------|---------------------------|--------------------------|
| 2013 | Quarterback | Alabama |
| 2014 | Quarterback | Oregon State |
| 2015-17 | Quarterback | Florida |
| 2018-19 | Quarterback/Tight Ends | Santa Margarita Catholic |
| 2020-Pres. | Offensive Quality Control | Washington Football Team |

- Luke Del Rio is entering his second season coaching in the NFL and his second as Washington's offensive quality control coach in 2020. He previously coached tight ends and quarterbacks at Santa Margarita Catholic High School.
- A former collegiate quarterback, Del Rio began his college career at the University of Alabama where he was the backup QB as a true freshman to three-time national champion quarterback AJ McCarron. He then moved to Oregon State where he served as the backup to former Minnesota Vikings quarterback Sean Mannion. Del Rio played his final three years at the University of Florida where he would go on to be 7-1 as a starter in the SEC.
- Del Rio's collegiate career highlights include a win over Georgia, a 320-yard 4-touch-down performance against Kentucky, and then in his senior year, came off the bench to lead a 14-point comeback against Kentucky to extend Florida's winning streak over the rival Wildcats to 31 games. Del Rio also served as a team captain for the Gators in 2016 and served on the leadership committee.
- Del Rio was a state champion quarterback at Valor Christian High School. In addition to his state championship at Valor Christian High School, Del Rio was an Elite 11 quarterback, first team all-state and team captain for the Eagles.
- Del Rio has played under the tutelage of Nick Saban (Alabama), Mike Riley (Oregon State) and Jim McElwain (Florida). Del Rio, a native of Jacksonville, Fla., graduated from the University of Florida in 2016 with a Bachelor's degree and then earned his Master's degree in 2018, also from the University of Florida, in Business.
- He is the son of Washington defensive coordinator Jack Del Rio.



Chris Harris

Defensive Backs

DOB: August 6, 1982, in Little Rock Ark.

16th NFL Season(8 Playing/8 Coaching)/2nd Washington

Football Timeline

| | | |
|------------|---------------------------|--------------------------|
| 2001-04 | Defensive Back | Louisiana-Monroe |
| 2005-06 | Defensive Back | Chicago Bears |
| 2007-09 | Defensive Back | Carolina Panthers |
| 2010-11 | Defensive Back | Chicago Bears |
| 2011 | Defensive Back | Detroit Lions |
| 2012 | Defensive Back | Jacksonville Jaguars |
| 2013-14 | Defensive Quality Control | Chicago Bears |
| 2016-19 | Asst. Defensive Backs | Los Angeles Chargers |
| 2020-Pres. | Defensive Backs Coach | Washington Football Team |

- Chris Harris enters his eighth season coaching in the NFL and his second as Washington's defensive backs coach in 2021.
- In 2020, Harris' group allowed 3,068 net passing yards, Washington's fewest since 2004 [2,977]. He also led cornerbacks Ronald Darby and Kendall Fuller to becoming the first two Washington teammates to both record 11 or more passes defended in a season since Josh Norman and Bashaud Breeland both did so in 2016 and assisted Fuller in notching four interceptions, tied for the seventh-most amongst all players in 2020.
- Harris joined Washington after serving as the Los Angeles Chargers assistant secondary coach from 2016-19. In 2019, the Chargers defense ranked sixth in the league, only surrendering 313.1 yards per game. The group also ranked fifth in the NFL in passing yards per game, only allowing 200.3 yards per game.
- Harris began his coaching career as a defensive quality control coach for the Chicago Bears, working primarily with the team's safeties. He coached in Chicago from 2013-14.
- An eight-year NFL pro, Harris was a sixth-round pick of the Chicago Bears (181st overall) in 2005. He played four seasons with the Bears over two separate stints (2005-06 and 2010-11). Harris was named second team All-Pro by The Associated Press in 2010 and was named one of the Bears' Brian Piccolo Award winners as a rookie in 2005. Besides Chicago, Harris also played for the Carolina Panthers (2007-09), Detroit Lions (2011) and Jacksonville Jaguars (2012), totaling 422 tackles, 16 interceptions, 13 forced fumbles, nine fumble recoveries and 37 passes defended. He appeared in 101 career games and made 88 starts. In 2007, Harris racked up a franchise-record eight forced fumbles for the Panthers.
- Harris is a native of Little Rock, Ark., and played collegiately at Louisiana-Monroe (2001-04). Harris and his wife, Kenetria, have three sons - Jayce, Jaxon and Jett - and a daughter, Skylar.



Pete Hoener Tight Ends

DOB: June 14, 1951, in Peoria, Ill. 23rd NFL Season/2nd Washington

Football Timeline

| | | |
|-----------|------------------------|--------------------------|
| 1969-72 | Tight End/Linebacker | Bradley |
| 1975-76 | Graduate Assistant | Missouri |
| 1977 | Offensive Line | Illinois State |
| 1978-84 | Offensive Coord/O-Line | Indiana State |
| 1985-86 | Tight Ends | St. Louis Cardinals |
| 1987-88 | Offensive Line | Purdue |
| 1992-97 | Offensive Coord/O-Line | TCU |
| 1998-99 | Offensive Coord/O-Line | Iowa State |
| 2000 | Running Backs | Texas A&M |
| 2001-02 | Tight Ends | Arizona Cardinals |
| 2003 | Offensive Line | Arizona Cardinals |
| 2004 | Offensive Line | Chicago Bears |
| 2005-10 | Tight Ends | San Francisco 49ers |
| 2011-2019 | Tight Ends | Carolina Panthers |
| 2020-Pres | Tight Ends | Washington Football Team |

- Pete Hoener enters his 23rd season of coaching in the NFL and his second season as Washington's tight ends coach in 2021.
- In 2020, Hoener played a critical role in the development of TE Logan Thomas, who hauled in the fourth-most receptions in a single season [72] for a tight end in Washington franchise history. Thomas also recorded 670 yards, becoming the first tight end for Washington to record 650-plus yards since Jordan Reed did so in 2016. In Week 15 against the Seahawks, Thomas had 13 receptions for 101 yards. His receptions were the most for a tight end in a game in franchise history, and tied for the second-most among all players in a single game in the club's history.
- Prior to joining Washington, Hoener spent the past nine years as tight ends coach with the Carolina Panthers (2011-19) under current Washington head coach Ron Rivera. Prior to coaching at Carolina, he held coaching roles with the San Francisco 49ers (2005-10), Chicago Bears (2004) and Arizona Cardinals (2002-03).
- Hoener spent nine seasons as Carolina's tight ends coach, overseeing one of the most prominent positions in the offense. Under Hoener's tutelage, TE Greg Olsen became one of the top tight ends in the NFL. Hoener helped Olsen obtain the top five single-season receptions totals and the top four single-season receiving yards totals by a tight end in Panthers franchise history. Olsen's 10 100-yard receiving games are the most by a tight end in Carolina history.
- Along with his NFL experience, Hoener coached 24 years on the college level as an offensive line coach and offensive coordinator. Beginning as a graduate assistant at Missouri in 1975, he then coached the offensive line at each of his next seven stops: Illinois State (1977), Indiana State (1978-84), Illinois (1987-88), Purdue (1989-91), Texas Christian (1992-97) and Iowa State (1998-99).
- Hoener played tight end and defensive end at Bradley, where he earned a degree in physical education. Hoener and his wife, Marianne, have three daughters: Jennifer, Kathleen and Lisa. Last name is pronounced HAY-NER.





Jim Hostler

Senior Offensive Assistant

DOB: November 11, 1966, in Pittsburgh, Pa. 22nd NFL Season/2nd Washington

Football Timeline

| | | |
|-----------|----------------------------|----------------------------|
| 1986-89 | Cornerback | Indiana University of Penn |
| 1990-92 | Running Backs Coach | Indiana University of Penn |
| 1993 | Offensive Coordinator | Juniata College |
| 1994-96 | Wide Receivers Coach | Indiana University of Penn |
| 1997-98 | Linebackers Coach | Indiana University of Penn |
| 1999 | Offensive Coordinator | Indiana University of Penn |
| 2000 | Offensive Quality Control | Kansas City Chiefs |
| 2001-02 | Asst. Wide Receivers | New Orleans Saints |
| 2003 | Quarterbacks | New York Jets |
| 2004 | Wide Receivers | New York Jets |
| 2005-06 | Quarterbacks | San Francisco 49ers |
| 2007 | Offensive Coordinator | San Francisco 49ers |
| 2008-13 | Wide Receivers Coach | Baltimore Ravens |
| 2014 | Senior Offensive Assistant | Buffalo Bills |
| 2015 | Wide Receivers | Indianapolis Colts |
| 2016-17 | Tight Ends | Indianapolis Colts |
| 2018 | Passing Game Coordinator | Green Bay Packers |
| 2019 | Wide Receivers | Carolina Panthers |
| 2020 | Wide Receivers | Washington Football Team |
| 2021-Pres | Sr. Offensive Assistant | Washington Football Team |

- Jim Hostler enters his 22nd season of coaching in the NFL and his second season in Washington. After holding the position of wide receivers coach in 2020, Hostler was promoted to the role of senior offensive assistant following the 2020 campaign.
- In 2020, Hostler assisted multiple receivers in achieving career-highs including second-year wide receiver Terry McLaurin as he became the first 1,000-yard receiver for Washington since 2016, and first to do so in 13 games since 2013. Hostler also assisted wide receiver Cam Sims in setting career-highs in almost every category, helping him register 251 YAC, the most in a single season for an undrafted Washington receiver in franchise history.
- Prior to arriving in Washington, Hostler spent 20 years in the NFL coaching ranks with the Panthers, Packers, Colts, Bills, Ravens, 49ers, Jets, Saints and Chiefs.
- In 2019 with Carolina, Hostler led the Panthers receiving corps to top-10 finishes in receiving yards, receptions, receiving yards per game and receptions per game.
- Hostler developed the Ravens receiving group from 2008-13, which played an integral role in the team's Super Bowl XLVII win. During the 2012 campaign, Baltimore's wideouts registered the second-most receiving yards in a season in franchise history to that point.
- Before joining the NFL coaching ranks, Hostler spent 10 seasons coaching at the college level, including nine seasons (1990-92, 1994-99) in a variety of roles at Indiana University of Pennsylvania. In between stints at IUP, Hostler spent the 1993 season as offensive coordinator at Juniata College.
- A four-year letterman and two-time Pennsylvania State Athletic Conference all-conference selection, Hostler was a standout cornerback at IUP from 1986-89. During his collegiate playing career, he helped the Indians capture two conference titles and make three trips to the PSAC Division II playoffs.
- He earned a bachelor's degree in criminology from IUP in 1989. Born in Pittsburgh, Pa., Hostler attended Bethel Park High School in Pittsburgh. He and his wife, Jen, have three sons, Clint, Grant and Cooper, and a daughter, Attie.



Ben Jacobs

Assistant Special Teams

DOB: April 17, 1988, in Las Vegas, Nev. 11th NFL Season (8 Playing/3 Coaching)/2nd Washington

Football Timeline

| | | |
|------------|--------------------------|--------------------------|
| 2006-10 | Linebacker | Fresno State |
| 2011-12 | Linebacker | Cleveland Browns |
| 2013-18 | Linebacker | Carolina Panthers |
| 2019 | Assistant Special Teams | Carolina Panthers |
| 2018-Pres. | Assistant. Special Teams | Washington Football Team |

- Ben Jacobs is entering his third NFL season and his second as Washington's assistant special teams coach in 2021 after joining the Carolina Panthers coaching staff in 2019.
- A former NFL linebacker, Jacobs spent eight seasons as a key contributor on all four phases of special teams, recording 31 special teams tackles and eight tackles on defense in 73 career games played.
- Jacobs led or tied for the team high in special teams tackles in two of his seasons with Carolina (2014 and 2018) and helped the Panthers win the NFC Championship and advance to Super Bowl 50 during the 2015 season.
- In 2017, Jacobs played a significant role on a coverage unit that finished eighth in opponents' punt return average, allowing just 5.9 yards per return. In 2016, Jacobs was part of a kickoff coverage unit that allowed a league-low 18.1 yards per kickoff return and finished fifth in the NFL with an opponents' average drive start of the 23.7-yard line.
- Jacobs entered the NFL in 2011 with the Cleveland Browns as an undrafted free agent out of Fresno State.



Randy Jordan

Running Backs

DOB: June 6, 1970, in Manson, N.C.

18th NFL Season (9 Playing/9 Coaching)/8th Washington

Football Timeline

| | | |
|------------|-------------------------|--------------------------|
| 1989-92 | Running Back | North Carolina |
| 1993 | Running Back | Los Angeles Raiders |
| 1995-97 | Running Back | Jacksonville Jaguars |
| 1998-2002 | Running Back | Oakland Raiders |
| 2003 | Special Teams Assistant | Oakland Raiders |
| 2004-07 | Running Backs Coach | Nebraska |
| 2008-11 | Running Backs Coach | Texas A&M |
| 2012-13 | Running Backs Coach | North Carolina |
| 2014-Pres. | Running Backs Coach | Washington Football Team |

- Randy Jordan enters his eighth season as Washington's running back coach in 2021 after initially being named to the position on January 26, 2014.
- In 2020, Jordan contributed to the development of rookie running back Antonio Gibson and veteran running back J.D. McKissic in both the run and pass game. Under Jordan's tutelage, Gibson rushed for the second-most touchdowns for a rookie in franchise history [11] and became only the second Washington player to rush for 11 touchdowns and record 1,000-plus scrimmage yards in their rookie season [Alfred Morris]. Both running backs finished with over 950 scrimmage yards, only the second time in franchise history two running backs achieved the feat, and the first time since 1983.
- A nine-year NFL veteran as a player from 1993-2002, Jordan appeared in 122 career games with the Raiders and Jaguars. He was the recipient of the NFL Unsung Hero Award and the Ed Block Courage Award in 2001 and served as special teams captain for the Raiders' AFC Championship team in 2002.
- Before joining Washington, Jordan spent two years as the running backs coach at his alma mater, North Carolina. In his first season with UNC in 2012, Jordan's Tar Heels averaged 193.8 rushing yards per game, third-most in the Atlantic Coast Conference and the program's highest average since 1994. That season, he tutored tailback Giovani Bernard to one of the best seasons in UNC history, helping Bernard average 122.8 rushing yards per game, most in the ACC and 11th in the nation.
- Jordan coached running backs at Texas A&M for four seasons from 2008-11. In 2011, the Aggies averaged 199.1 rushing yards per game, fourth-most in the Big 12 Conference, and had two different backs – Cyrus Gray and Christine Michael – finish among the top five in the conference in rushing yards per game.
- Jordan began his coaching career with the Oakland Raiders as a special teams assistant midway through the 2003 season. He played nine years in the NFL as a running back, playing in 122 career games from 1993 through 2002.
- Jordan played running back for the University of North Carolina and earned his bachelor's degree in speech communication in 1993. Jordan and his wife, Romonda, have a daughter, Raven – a volleyball player at the University at Buffalo – and two sons, Jalen and Justin.



Jennifer King

Assistant Running Backs

DOB: August 6, 1984 in Eden, N.C.

4th NFL Season/2nd Washington

Football Timeline

| | | |
|-----------|----------------------------|--------------------------|
| 2018 | Intern Wide Receivers | Carolina Panthers |
| 2018-19 | Asst. WR's & Special Teams | Arizona Hotshots |
| 2019 | Intern Running Backs | Carolina Panthers |
| 2019 | Offensive Assistant | Dartmouth College |
| 2020 | Full-Year Coaching Intern | Washington |
| 2021-Pres | Assistant Running Backs | Washington Football Team |

- Jennifer King enters her second full season coaching in the NFL and her first as Washington's assistant running backs coach after being promoted to the role following the 2020 season. With the promotion, King became the first African American female assistant position coach in NFL history. King also became the second female assistant position coach in the NFL behind Tampa Bay Buccaneers assistant defensive line coach Lori Locust.
- As a full-year coaching intern in 2020, King worked with the offensive staff throughout the course of the offseason, training camp and regular season and specifically assisted Randy Jordan with the running backs.
- Prior to coming to Washington, King coached in the National Football League, the Alliance of American Football and in the college ranks.
- King was an offensive assistant with Dartmouth College in 2019, working primarily with the wide receivers. Dartmouth finished the 2019 season 9-1, averaging 33.3 points a game and 382.4 yards per game.
- King entered the NFL coaching ranks in 2018 with the Carolina Panthers, where she was both an intern running backs coach and intern wide receivers coach.
- King also has experience as a player. She was a seven-time All American quarterback and wide receiver for the Carolina Phoenix women's tackle football team from 2006-17.
- King holds a masters of science in sports administration from Liberty University and holds a bachelor of science in sports management from Guilford College.



John Matsko

Offensive Line

DOB: February 2, 1951 in Cleveland, Ohio 30th NFL Season/2nd Washington

Football Timeline

| | | |
|------------|--------------------------|--------------------------|
| 1970-72 | Fullback | Kent State |
| 1973 | Student Assistant | Kent State |
| 1974-75 | Graduate Assistant | Miami |
| 1977 | Offensive Line Coach | Miami |
| 1978-84 | Offensive Coord./OL | North Carolina |
| 1985 | Offensive Line Coach | Navy |
| 1986 | Offensive Line Coach | Arizona |
| 1987-88 | Offensive Line Coach | USC |
| 1989-91 | Offensive Coord./OL | USC |
| 1992-93 | Offensive Line Coach | Phoenix Cardinals |
| 1994-96 | Offensive Line Coach | New Orleans Saints |
| 1997-98 | Offensive Line Coach | New York Giants |
| 1999-05 | Offensive Line Coach | St. Louis Rams |
| 2006-07 | Offensive Line Coach | Kansas City Chiefs |
| 2008-11 | Offensive Line Coach | Baltimore Ravens |
| 2011-15 | Offensive Line Coach | Carolina Panthers |
| 2016-19 | Running Game Coordinator | Carolina Panthers |
| 2020-Pres. | Offensive Line | Washington Football Team |

- John Matsko enters his 30th season coaching in the NFL and his second as Washington's offensive line coach in 2021.
- In 2020, Matsko led an offensive line that adapted to four different quarterbacks, while allowing each quarterback to set a career-high in at least one category and assisting them in combining for the second-most completions in a single season in franchise history [389]. Matsko contributed to the success of G Brandon Scherff who earned his fourth Pro Bowl selection and his first NFL First Team All-Pro nod.
- With three decades of NFL coaching experience, two Super Bowl appearances and a Super Bowl Championship, Matsko's career includes coaching roles with the Carolina Panthers (2011-19), Baltimore Ravens (2008-11), Kansas City Chiefs (2006-07), St. Louis Rams (1999-05), New York Giants (1997-98), New Orleans Saints (1994-96) and Phoenix Cardinals (1992-93).
- Matsko began his NFL coaching career as offensive line coach of the Phoenix Cardinals in 1992 and served in that capacity for two seasons.
- Prior to joining the NFL, Matsko spent 17 years on the college level. He worked as a graduate assistant at Miami (Ohio) from 1974-75 and returned as offensive line coach in 1977 after being the head coach at Danbury High School in Lakeside-Marblehead, Ohio, in 1976. Matsko served as offensive coordinator and offensive line coach at North Carolina from 1978-84 prior to stops as offensive line coach at Navy in 1985 and Arizona in 1986. He joined Southern California as offensive line coach in 1987 and was promoted to offensive coordinator in 1989 for his final three seasons with the Trojans.
- Matsko played fullback at Kent State and lettered three years from 1970-72. He graduated with a bachelor's degree in business education in 1973 and later earned a master's degree in education from Miami (Ohio) in 1976.
- Matsko and his wife, Kim, have four children: two daughters, Marie and Liz, and two sons, John and Michael.



Sam Mills III

Defensive Line

DOB: May 20, 1979, in Long Branch, N.J. 17th NFL Season/2nd Washington

Football Timeline

| | | |
|------------|---------------------------|--------------------------|
| 1997-99 | Defensive Back | Montclair State |
| 2005 | Defensive Assistant | Carolina Panthers |
| 2006-10 | Defensive Quality Control | Carolina Panthers |
| 2011-17 | Asst. Defensive Line | Carolina Panthers |
| 2018 | Defensive Line | Carolina Panthers |
| 2019 | Defensive Line/Game Mgmt. | Carolina Panthers |
| 2020-pres. | Defensive Line | Washington Football Team |

- Sam Mills III enters his 17th season in the NFL and his second as Washington's defensive line coach in 2021.
- In 2020, Mills directed one of the top defensive line units in the league that was a dominant part of the No. 2-ranked defense. Mills III coached a group that contributed 34 sacks and nine forced fumbles to the defense's total of 47 sacks and 13 forced fumbles, the only time in franchise history a defense has done so. He assisted in the development of rookie defensive end Chase Young, who had the most games with a full sack [7] for a rookie in franchise history, was the AP Defensive Rookie of the Year, and was the youngest player ever selected to the Pro Bowl in franchise history.
- Mills III joined Washington after serving in a variety of roles with the Carolina Panthers from 2005-19, including defensive line coach during the 2018 season after serving as assistant defensive line coach over the previous eight seasons. In 2019, Mills III served as the defensive line coach as well as assuming game management responsibilities, assisting Head Coach Ron Rivera with clock management, replay challenges and other situational football analysis.
- Mills III followed in his father's footsteps by playing at Montclair (N.J.) State, where the elder Mills was an NCAA Division II All-America at linebacker. He started 20 games in two seasons at defensive back for the Red Hawks and totaled 71 tackles, two interceptions, 14 passes defensed, three forced fumbles and one fumble recovery.
- Mills III has been a member of the coaching staff for the East-West Shrine Game five times and served as head coach of the East team in 2018.



Vincent Rivera Defensive Quality Control

DOB: December 23, 1993, in Cypress Calif. 5th NFL Season/2nd Washington

Football Timeline

| | | |
|------------|----------------------------|--------------------------|
| 2012-13 | Running Back | University of San Diego |
| 2015-16 | Running Back/Receiver | University of California |
| 2017 | Football Operations Intern | Carolina Panthers |
| 2018-19 | Defensive Quality Control | Carolina Panthers |
| 2020-Pres. | Defensive Quality Control | Washington Football Team |

- Vincent Rivera enters his fifth NFL season and second as Washington's defensive quality control coach in 2021.
- Rivera joined Washington after spending two seasons with the Carolina Panthers as a defensive quality control coach. In his role with Washington, Rivera breaks down game film, analyzes opponent tendencies and assists in the preparation of the defensive game plan.
- In 2018, Rivera spent his time primarily with the defensive backs, helping coach a unit that featured two young cornerbacks in James Bradberry and Donte Jackson in the starting lineup. Jackson led the Panthers with four interceptions in 2018, the second most by a rookie in franchise history. Bradberry led the team with 20 passes defended.
- Rivera also worked as a football operations intern for the Panthers during the 2017 season.
- Rivera began his collegiate career at the University of San Diego, redshirting in 2012 and seeing action at running back in 2013 before transferring to the University of California-Berkeley. After sitting out the 2014 season, Rivera played two seasons (2015-16) at Cal, seeing action at running back, wide receiver and on special teams. He finished his career at Cal with 44 catches for 487 yards and four touchdowns. Rivera graduated with a degree in film and media studies.
- Rivera is the nephew of Washington Head Coach Ron Rivera.



Richard Rodgers Assistant Defensive Backs

DOB: October 28, 1961, in St. Louis, Mo. 10th NFL Season/2nd Washington

Football Timeline

| | | |
|------------|---------------------------------|--------------------------|
| 1980-83 | Defensive Back | California |
| 1987 | Linebacker/Wide Receiver | Chicago Bruisers (AFL) |
| 1987 | DB/Wide receiver | Denver Dynamite (AFL) |
| 1988 | Linebacker/Wide Receiver | LA Cobras (AFL) |
| 1992 | Linebacker/Wide Receiver | Sacramento Attack |
| 1989-94 | Assistant | Diablo Valley CC |
| 1995-96 | Secondary & Special Teams Asst. | San Jose State |
| 1997-2000 | Secondary & Special Teams | Portland State |
| 2001-04 | Secondary | New Mexico State |
| 2005-11 | Defensive Coord./Secondary | Holy Cross |
| 2012 | Special Teams Assistant | Carolina Panthers |
| 2012-14 | Special Teams Coordinator | Carolina Panthers |
| 2015-17 | Asst. DBs/Safeties | Carolina Panthers |
| 2018 | Secondary | Carolina Panthers |
| 2019 | Safeties | Carolina Panthers |
| 2020-Pres. | Asst. Defensive Backs | Washington Football Team |

- Richard Rodgers is entering his 10th NFL season and second as Washington's assistant defensive backs coach.
- In his 32nd year in the coaching profession and first with Washington in 2020, Rodgers assisted the defensive backs group that boasted the second-best passing defense in the league in 2020 (191.8 yards per game). Rodgers helped coach the group that allowed 3,068 net passing yards, Washington's fewest since 2004 (2,977).
- Rodgers joined Washington after serving in a variety of roles with the Carolina Panthers from 2012-19, coaching safety duo Eric Reid and Tre Boston.
- Prior to joining Carolina, Rodgers coached collegiately for 23 years. He coached at Holy Cross from 2005-11, spending his last six seasons as defensive coordinator after handling the secondary in 2005. Rodgers developed the Crusaders into one of the top defenses in the Patriot League. Five players from his unit earned All-Patriot League honors in 2009, 2010 and 2011.
- From 2001-04, Rodgers tutored the secondary at New Mexico State. During his tenure, the Aggies amassed 45 interceptions while lowering their passing yardage allowed in each of his final three seasons. Previously, Rodgers worked at Portland State from 1997-2000. He oversaw the Vikings' secondary and special teams in addition to serving as the team's strength and conditioning coordinator.
- Rodgers was also exposed to professional football along the way. He participated in the NFL's Minority Internship Program with the Oakland Raiders during training camp in 1996 and was the defensive backs coach for the Scottish Claymores of NFL Europe in 1998.
- A two-time second-team All-Pac 10 Conference selection at California, where he was teammates with Washington Head Coach Ron Rivera, Rodgers played defensive back and was the Golden Bears' special teams captain for three seasons.
- Rodgers graduated from California with a degree in political science. He has a daughter, Kayla, and four sons, Richard II – an NFL tight end – Christopher, Noah and Evan, and is married to his wife Sara.



Steve Russ

Linebackers

DOB: September 16, 1972 in Stetsonville, Wis.

8th NFL Season (4 Playing/4 Coaching)/2nd Washington

Football Timeline

| | | |
|------------|------------------------------|--------------------------|
| 1991-94 | Linebacker | Air Force |
| 1997-00 | Linebacker | Denver Broncos |
| 2001-04 | Linebackers | Ohio |
| 2005-06 | Linebackers | Syracuse |
| 2007 | Defensive Coordinator | Syracuse |
| 2008-09 | Tight ends/Fullbacks | Wake Forest |
| 2010 | Linebackers | Wake Forest |
| 2011 | Defensive Backs | Wake Forest |
| 2012-13 | Asst. HC/Co-offensive Coord. | Air Force |
| 2014-17 | Asst. HC/Defensive Coord. | Air Force |
| 2018-19 | Linebackers | Carolina Panthers |
| 2020-Pres. | Linebackers | Washington Football Team |

- Entering his 21st year in the coaching profession and his fourth in the NFL, Steve Russ enters his second year with Washington in 2021 as the team's linebackers coach.
- In 2020, Russ coached linebackers Cole Holcomb and Jon Bostic, both setting career-highs in sacks. He also helped develop Holcomb in his second season, racking up the most tackles for a Washington player through their first two seasons [171].
- Prior to joining Washington, he served as the linebackers coach for the Carolina Panthers from 2018-19 where he coached All-Pro LB Luke Kuechly.
- Prior to joining Carolina, Russ spent six seasons (2012-17) at Air Force as the assistant head coach, including four (2014-17) as the defensive coordinator and defensive backfield coach. Russ served as co-defensive coordinator from 2012-13 with responsibilities coaching the inside linebackers (2013) and secondary (2012).
- Russ arrived at Air Force, his alma mater, from Wake Forest where he spent four seasons (2008-11). Russ coached tight ends and fullbacks in his first two seasons before moving to the defensive side of the ball, coaching linebackers in 2010 and the secondary in 2011.
- Russ also coached at Syracuse (2005-07) where he led linebackers in 2005 and 2006, before being promoted to defensive coordinator in 2007. Prior to Cuse, he was an assistant at Ohio (2001-04).
- While playing at Air Force, Russ earned second-team All-WAC honors in 1994. Russ was a seventh-round draft pick of the Denver Broncos in the 1995 NFL Draft. He was just the fifth player in Air Force history to be drafted in the NFL.
- Following two years of active service in the military, Russ joined the Broncos and spent four seasons (1997-2000) with the team. He was a part of Denver's 1997 and 1998 Super Bowl Championship teams. He played in 24 career games as a linebacker and on special teams.
- Russ and his wife, Betsy, are the parents of a daughter, Mackenzie, and a son, Tyler.



Todd Storm

Offensive Quality Control

DOB: March 8, 1989, in Calumet, Mich.

4th NFL Season/2nd Washington

Football Timeline

| | | |
|------------|---------------------------|--------------------------|
| 2010-12 | Defensive End | Michigan Tech |
| 2012 | Defensive End | Detroit Lions (minicamp) |
| 2013 | Defensive End | Cleveland Gladiators |
| 2014 | Defensive Line Assistant | Central Michigan |
| 2015-16 | Offensive Line Assistant | Central Michigan |
| 2018-19 | Offensive Assistant | Carolina Panthers |
| 2020-Pres. | Offensive Quality Control | Washington Football Team |

- Todd Storm is entering his fourth season coaching in the NFL and his second as Washington's offensive quality control coach in 2020.
- Storm spent the 2018-19 seasons with the Carolina Panthers assisting on the offensive side of the ball, specifically working with tight ends and alongside current tight ends coach, Pete Hoener.
- From 2014-16, Storm was a graduate assistant at Central Michigan University. In 2014, he worked with the defensive line and transitioned to the offensive line during the 2015-16 seasons.
- Prior to his work at CMU, Storm played the 2013 season as a defensive end in the Arena Football League with the Cleveland Gladiators and registered three sacks. In 2012, Storm was invited to the Detroit Lions Rookie Mini Camp.
- Storm graduated from Michigan Tech in 2012 with a bachelor's degree in marketing. He also completed his masters in sports administration in 2016 at Central Michigan University.
- During his time at Michigan Tech, he played defensive end for the Huskies and was twice named Great Lakes Intercollegiate Athletic Conference Defensive Lineman of the Year. He also received All-Region Honors twice as well as unanimous All-American accolades following his senior campaign.



Drew Terrell Wide Receivers

DOB: July 25, 1991, in Chandler, Ariz.

4th NFL Season/2nd Washington

Football Timeline

| | | |
|------------|------------------------------|--------------------------|
| 2014 | Offensive Graduate Assistant | Virginia Tech |
| 2015-17 | Graduate Assistant | Michigan |
| 2018-19 | Offensive Quality Control | Carolina Panthers |
| 2020 | Assistant Wide Receivers | Washington Football Team |
| 2021-Pres. | Wide Receivers Coach | Washington Football Team |

- Drew Terrell enters his fourth season coaching in the NFL, his second season in Washington and his first as the teams wide receivers coach. Terrell was promoted to the role following the 2020 season, when he served as the assistant wide receivers coach.
- In 2020, Terrell assisted the wide receiver room that boasted the first 1,000-yard receiver for Washington since 2016. Terrell assisted in the development of wide receiver Terry McLaurin, who became only the third player in Washington history to surpass 2,000-career yards receiving in their first 29-career games.
- Terrell served as the Carolina Panthers' quality control coach from 2018-19. In his role, Terrell broke down opponent game film and presented statistical analysis to identify opponent tendencies as well as assisted the offensive coaching staff in game plan preparation.
- Terrell joined the Panthers after three seasons (2015-17) at the University of Michigan, where he was an offensive graduate assistant. He worked with the wide receivers and returners his first two seasons, and the cornerbacks and returners in his final season.
- Terrell was a four-year letterman at wide receiver and punt returner at Stanford University (2009-12), earning honorable mention All-Pac-12 as a returner three times. He was a part of four consecutive bowl teams with the Cardinal, and was Stanford's leading receiver in 2012, when the team finished with a 12-2 record and won both the Pac-12 championship and the Rose Bowl. He was college teammates with former Indianapolis Colts QB Andrew Luck.



Brent Vieselmeyer Asst. Defensive Backs/Nickel

DOB: September 29, 1975 in Wauwatosa, Wis.

6th NFL Season/2nd Washington

Football Timeline

| | | |
|------------|------------------------------|--------------------------|
| 1999-06 | Defensive Coordinator | Orange Lutheran H.S. |
| 2007-12 | Head Coach | Valor Christian H.S. |
| 2013-14 | Defensive Coordinator | Houston Baptist |
| 2015-16 | Assistant Linebackers | Oakland Raiders |
| 2017-18 | Safeties | Oakland Raiders |
| 2018 | Offensive Analyst | Kansas |
| 2019 | Head Coach | Santa Margarita Catholic |
| 2020-Pres. | Asst. Defensive Backs/Nickel | Washington Football Team |

- Brent Vieselmeyer enters his sixth season coaching in the NFL and his second as Washington's assistant defensive backs/nickel coach in 2021 after serving in a variety of coaching roles with the Oakland Raiders from 2015-18.
- Prior to joining Washington, Vieselmeyer was the head coach for Santa Margarita Catholic High School. Prior to coaching at Santa Margarita, he was an offensive analyst for the University of Kansas in 2018.
- From 2013-14, Vieselmeyer served as the co-defensive coordinator at Houston Baptist University. Prior to joining the Huskies, he served as head coach at Valor Christian High School in Highlands Ranch, Colo., beginning in March 2007, where he launched the football program. At Valor Christian, he compiled a 55-12 record, leading the Eagles to four-straight state championships in 2009 (3A), 2010 (4A), 2011 (4A) and 2012 (5A). He was named the Denver Post Colorado Coach of the Year in 2009, 2010 and 2011 and was All Sport Jefferson County Coach of the Year in 2010.
- Vieselmeyer began his coaching career at Orange (Calif.) Lutheran High School, where he spent eight years as defensive coordinator. He led the Lancers to a 2006 California state title. They also won the 2004 CIF Southern Section Championship and were finalists in 2000, 2001 and 2003.
- Vieselmeyer is a native of Wauwatosa, Wis., where he played linebacker at Redlands (Calif.) and Concordia University. He earned a Bachelor of Arts in education from Concordia in 1999 and a Master of Arts in educational administration from the University of Phoenix in 2005. He and his wife, Marnie, have two daughters, Payton and Quinn.



Travelle Wharton

Assistant Offensive Line

DOB: May 19, 1981 in Greenville, S.C.

14th NFL Season (10 Playing/4 Coaching)/2nd Washington

Football Timeline

| | | |
|------------|--------------------------|------------------------------|
| 2000-03 | Offensive Lineman | University of South Carolina |
| 2004-11 | Offensive Lineman | Carolina Panthers |
| 2012 | Offensive Lineman | Cincinnati Bengals |
| 2013 | Offensive Lineman | Carolina Panthers |
| 2015 | Offensive Line | South Carolina |
| 2018-19 | Assistant Offensive Line | Carolina Panthers |
| 2020-Pres. | Assistant Offensive Line | Washington Football Team |

- Travelle Wharton enters his 14th season in the NFL including four as a coach and 10 as a player and his second as Washington's assistant offensive line coach in 2021.
- From 2018-19, Wharton coached with the Carolina Panthers, assisting then-running game coordinator John Matsko.
- Wharton worked with the Panthers prior to the 2017 season in offseason workouts and training camp as part of the NFL Bill Walsh Diversity Coaching Fellowship.
- Wharton made his coaching debut with his alma mater, the University of South Carolina, with one season of coaching in 2015. He was initially named offensive quality control coach, but was promoted to offensive line coach midway through the 2015 season.
- Wharton is a veteran of 10 NFL seasons, nine (2004-11, 2013) with the Panthers and one with the Cincinnati Bengals (2012). With the Panthers, Wharton started 111 of 115 regular season games played, the third-highest total by an offensive lineman in team history
- Wharton anchored the offensive line on Carolina's top three seasons of rushing in franchise history in 2009 (2,498), 2008 (2,437) and 2011 (2,408). Carolina ranked third in the NFL in rushing in all three of those seasons. The Panthers averaged 5.41 yards per carry in 2011, a mark that led the NFL and set a franchise record.
- A native of Fountain Inn, S.C., Wharton played collegiately at South Carolina where he was a four-year letterwinner (2000-03) and earned All-SEC recognition in his junior and senior seasons. He also earned Freshman All-America honors and a spot on the All-SEC Freshman team. He was selected in the third round of the 2004 NFL Draft by the Panthers.





Ken Zampese

Quarterbacks

DOB: July 19, 1967, in Santa Maria, Calif. 23rd NFL Season/2nd Washington

Football Timeline

| | | |
|------------|----------------------------|--------------------------|
| 1985-88 | Wide Receiver | University of San Diego |
| 1990-91 | Graduate Assistant | Southern California |
| 1992-94 | Wide Receivers | Northern Arizona |
| 1995 | Offensive Coordinator | Northern Arizona |
| 1996-97 | QB's/Passing Game Coord. | Miami (Ohio) |
| 1998 | Offensive Assistant | Philadelphia Eagles |
| 1999 | Offensive Assistant | Green Bay Packers |
| 2000 | Offensive Assistant | St. Louis Rams |
| 2001 | Wide Receivers Coach | St. Louis Rams |
| 2002 | Passing Game Coordinator | St. Louis Rams |
| 2003-15 | Quarterbacks | Cincinnati Bengals |
| 2016-17 | Offensive Coordinator | Cincinnati Bengals |
| 2018 | Quarterbacks | Cleveland Browns |
| 2019 | Offensive Coordinator/QB's | Atlanta Legends |
| 2019 | Defensive Analyst | University of Florida |
| 2020-Pres. | Quarterbacks | Washington Football Team |

- Ken Zampese enters his 23rd season coaching in the NFL and his second as Washington's quarterbacks coach in 2021. He has served in a variety of offensive coaching roles with the Cleveland Browns (2018), Cincinnati Bengals (2003-17), St. Louis Rams (2000-02), Green Bay Packers (1999) and Philadelphia Eagles (1998).
- In 2020, Zampese helped oversee a Washington quarterback room that started four different quarterbacks during the 2020 season, combining for the second-most completions in a single season in franchise history (389). Three different quarterbacks won games for the franchise in 2020.
- Zampese worked with QB Alex Smith who posted a 5-1 record as a starter in 2020 and won the NFL's AP Comeback Player of the Year Award.
- In 2018, Zampese helped guide Browns rookie QB Baker Mayfield to an NFL rookie record 27 passing touchdowns, despite starting just 13 games. His 27 passing touchdowns ranked fifth in a season among all Browns quarterbacks in franchise history. Mayfield also threw for 3,725 passing yards, setting a Browns rookie record and ranking sixth among NFL rookies all-time. Mayfield led all 2018 NFL rookies in passing yards (3,725), passing touchdowns (27), completion percentage (63.79) and passer rating (93.7) under the guidance of Zampese.
- As the Bengals offensive coordinator in 2016, Zampese helped the Bengals offense finish comfortably in the NFL's top half in net yards at No. 13, averaging 356.9 per game. Prior to being named the club's offensive coordinator, Zampese spent 13 seasons as the Bengals quarterbacks coach, working with Jon Kitna, Carson Palmer and Andy Dalton.
- Zampese came to the Bengals following three seasons in St. Louis. He was the club's wide receivers coach in 2001 as the Rams led the league in passing yards, averaging 291.4. In 2002, he added the title of passing game coordinator, and the Rams finished second in the league at 259.6 yards per game. Zampese began his NFL career in 1998 as an offensive assistant with the Philadelphia Eagles.
- Prior to the NFL, Zampese coached for nine years in college, including two seasons at Miami (Ohio). In 1997, Miami averaged 37.4 points per game. Zampese played wide receiver and kick returner at the University of San Diego from 1985-88. He was the team's Special Teams Player of the Year as a senior. He earned an undergraduate degree in business from San Diego, and later received a master's degree in adult education from Southern California.



Jeff Zgonina

Assistant Defensive Line

DOB: May 24, 1970, in Chicago, Ill. 23rd NFL Season (17 Playing/6 Coaching)/2nd Washington

Football Timeline

| | | |
|------------|----------------------------|--------------------------|
| 1989-92 | Defensive Tackle | Purdue University |
| 1993-94 | Defensive Tackle | Pittsburgh Steelers |
| 1995 | Defensive Tackle | Carolina Panthers |
| 1996 | Defensive Tackle | Atlanta Falcons |
| 1997 | Defensive Tackle | St. Louis Rams |
| 1998 | Defensive Tackle | Indianapolis Colts |
| 1999-2002 | Defensive Tackle | St. Louis Rams |
| 2003-06 | Defensive Tackle | Miami Dolphins |
| 2007-09 | Defensive Tackle | Houston Texans |
| 2013 | Asst. Defensive Line Coach | Houston Texans |
| 2016 | Asst. Defensive Line Coach | New York Giants |
| 2017-18 | Defensive Line Coach | San Francisco 49ers |
| 2020-Pres. | Assistant Defensive Line | Washington Football Team |

- Jeff Zgonina (pronounced ska-KNEE-na) is entering his 23rd combined season as a player or coach in the NFL in 2021 after being named Washington's assistant defensive line coach on January 23, 2020.
- Prior to joining Washington, Zgonina served as the San Francisco 49ers defensive line coach from 2017-18, the New York Giants assistant defensive line coach in 2016 and the Houston Texans assistant defensive line coach in 2013.
- A seventh-round draft choice (185th overall) of the Pittsburgh Steelers in the 1993 NFL Draft, Zgonina played in 219 games (67 starts) and registered 448 tackles, 26 sacks, and 13 fumble recoveries, 11 passes defended, three forced fumbles and one interception. The former defensive tackle played for the Steelers (1993-94), Carolina Panthers (1995), Atlanta Falcons (1996), St. Louis Rams (1997, 1999-2002), Indianapolis Colts (1998), Miami Dolphins (2003-06) and Houston Texans (2007-09) throughout his 17 NFL seasons.
- Zgonina played collegiately at Purdue University (1989-92) where he was named Big Ten Defensive Player of the Year as a senior. Zgonina has two children: daughter, Bailey, and son, Carter.



Natlia Dorantes

Coordinator of Football Programs

1st NFL Season/1st Washington

- In 2021, Natalia Dorantes was named Coordinator of Football Programs for the Washington Football Team. As the coordinator of football programs, she became the first Latina in the NFL to ascend to that role. There are 20 similar positions in the NFL, though the title varies by team, including assistant to the head coach, chief of staff, director of coaching operations and administrative assistant to the head coach.
- In this role, Dorantes will work with Rivera on scheduling, planning and managing his calendar. She will also work with various department heads, managing inbound requests for Rivera. In addition, her responsibilities will include helping to coordinate draft, free-agent and scouting meetings. She will also work closely with director of football operations Brian Porter, head athletic trainer Ryan Vermillion, equipment manager Drew Hampton and director of football communications Sean DeBarbieri.
- Prior to Washington, Dorantes held the role of creative recruiting coordinator at Texas A&M from 2017 – 2021. The Aggies had top-10 recruiting classes in both 2019 and 2020. During that time, she had a variety of duties and responsibilities, including working with the recruits and their families during the process, coordinating tasks surrounding official visits, junior days and photoshoots, and ensuring the coaching staff's message was accurately conveyed to the recruits.
- Dorantes also held various social media roles with the National Football League as a social media producer in 2017 and the Arizona Cardinals as a social media intern from 2015-17.
- Dorantes holds a Bachelor of Arts from the Walter Cronkite School of Journalism and Mass Communications at Arizona State University.





PLAYER PERSONNEL



Rob Rogers SVP of Football Administration

27th NFL Season/2nd Washington

- Rob Rogers enters his 27th season in the NFL and 2nd with the Washington Football Team in the role of Senior Vice President of Football Administration.
- In this role, Rogers works for the football senior leadership team on the development of player budget parameters, roster management, contract proposals, negotiation strategies and salary cap management. Rogers also oversees the club's football analytics department along with being one of the main liaison's between the football and business operations.
- Prior to coming to Washington, Rogers held the title of executive director of player finance and football research. In this role, he worked closely with the Panthers general manager on the development of player budget parameters, roster management, contract proposals, negotiation strategies and salary cap management. He also oversaw the Panthers football analytics department and worked on research and analysis of player contracts and statistics. He directly conducted the majority of contract negotiations with player representatives during his time in this role.
- Before gaining the title of executive director of player finance and football research, Rogers was the director of football administration for 11 years (2008-18). He negotiated contracts for all of the Panthers first round and other draft selections during a 16-year span (2003-19) along with numerous free agents. He also worked with the front office on issues dealing with the NFL Collective Bargaining agreement and as the club's liaison to the NFL Management Council, he kept the Panthers in compliance with all NFL personnel, contract and labor-related issues.
- Starting in 2013, Rogers worked on developing efforts in analytics, football research in personnel, opponent analysis and self-scouting along with sports science and next gen statistics. He developed the in-house salary cap management database and also designed the current pro scouting system in Carolina and in the mid 90s worked with in-house developers to design and implement the initial opponent analysis and self-scouting system. Rogers worked extensively with Coach Rivera in Carolina on on-going efforts to develop game management analysis and practices.
- Rogers is also a member of the NFL Club Services Committee, which is a group made of various front office executives from around the league, tasked with providing guidance and feedback on technology integration initiatives to the development staff of the NFL Management Council. He has served on the committee since 2002.
- Rogers joined the Carolina Panthers in 1995 and worked as a quality control assistant along with helping out on the in-house business analytics team. He is a 1993 graduate of Harvard University and holds a degree in government.
- Rogers and his wife Clair have two children: daughter Emma and son Brady.



Eric Stokes Senior Director of Player Personnel

22nd NFL Season (20 Front Office/2 Playing)/2nd Washington

- Eric Stokes is entering his second season with Washington and first as Washington's senior director of player personnel after serving as the director of pro personnel in 2020. In this role, he oversees the day-to-day operations of the personnel department.
- Stokes brings 22 combined years of NFL experience to the role. He joined Washington after spending five seasons with the Carolina Panthers in a variety of roles, including director of college scouting, regional director of college scouting and southwest area scout.
- As the director of college scouting for the Panthers, Stokes oversaw a college scouting staff that was tasked with targeting and tracking draft-eligible prospects, as he worked with area scouts. He was responsible for the pre-draft evaluation process at the NFL Combine, pro days and visits by draft-eligible players.
- Prior to joining Carolina, Stokes spent two seasons (2014-15) as the assistant general manager of the Miami Dolphins. In his role, Stokes assisted in all aspects of player evaluation and acquisitions at the professional and collegiate levels, including the daily management and makeup of the Dolphins roster as well as guiding the team's preparation for the annual NFL Draft.
- From 2012-13, Stokes was the director of college scouting for the Tampa Bay Buccaneers. Prior to joining the Buccaneers, Stokes spent 12 seasons as a member of the Seattle Seahawks scouting staff, working as an area scout (2000-01, 2005-09) and pro personnel assistant (2002-04) before serving as assistant director of college scouting from 2010-11. In that role, Stokes was instrumental in bringing in defensive standouts safeties Earl Thomas and Kam Chancellor, linebacker Bobby Wagner and cornerback Richard Sherman.
- Stokes played two seasons as a safety for the Seahawks after being selected in the fifth round of the 1997 NFL Draft. He was selected by the Cleveland Browns in the 1999 expansion draft before an injury cut his career short.
- Stokes graduated from the University of Nebraska with a degree in sociology. He and his wife, Tisa, have three daughters, Erisa, Payton and Madison.



Chris Polian Director of Pro Personnel

25th NFL Season/1st Washington

- Chris Polian enters his 25th season in the NFL and first as Washington's director of pro personnel in 2021. He joins Washington with 24 seasons of NFL experience as an executive and scout, including three seasons as vice president and general manager of the Indianapolis Colts.
- Polian was most recently the director of pro personnel with the Jacksonville Jaguars from 2013-2019. He played a major factor in the team's free agency signings in 2017 of DE Calais Campbell, DT Malik Jackson and CB A.J. Bouye who were all Pro Bowl selections during their tenures in Jacksonville. In that offseason, he also helped target S Barry Church who along with Campbell, Jackson and Bouye helped anchor a defense that was ranked No. 2 in the NFL in 2017 and helped Jacksonville capture an AFC South title and appearance in the AFC Championship game.
- Prior to his seven seasons with the Jaguars, Polian was an executive scout with the Atlanta Falcons in 2012 and also spent three seasons as vice president and general manager of the Indianapolis Colts from 2009-11. He started his career with Indianapolis in 1998 as the director of pro scouting from 1998-2000. Polian then held the position of assistant director of football operations from 2001-03 and was promoted to assistant general manager/football operations in 2004 and spent five seasons as the vice president of football operations from 2005-09. Prior to joining the Colts, Polian worked with the Carolina Panthers for four years (1994-97) as a personnel assistant.
- During Polian's tenure in Indianapolis from 1998-2011, the Colts had a regular season record of 143-81 with playoff appearances in 10 of 14 seasons including seven division titles and a Super Bowl championship in 2006. The franchise also became the only team to win 12-plus games in seven consecutive seasons during that timeframe.
- Polian is a native of New York, N.Y. and earned a bachelor's degree in communications from John Carroll University in 1993. His father, Bill, a 2016 Pro Football Hall of Fame Inductee was a general manager of the Buffalo Bills, Indianapolis Colts and Carolina Panthers. His brother, Brian, is the special teams coordinator at Notre Dame and his brother, Dennis, is the associate athletic director, football at the University of Arizona. He and his wife, Debbie, have three children, Jack (18), Caroline (16) and Kate (13).



Tim Gribble Director of College Scouting

22nd NFL Season/20th Washington

- Tim Gribble is entering his 22nd season in the NFL (20th with Washington) and his first as the Director of College Scouting. He was promoted to his current role on Jan. 14, 2020.
- Gribble oversees the organization's evaluation of collegiate talent and manage scouting efforts at both the area and national levels.
- Gribble previously assisted Washington's personnel staff by providing evaluations of collegiate talent at the national level.
- Prior to his promotion to assistant director of college scouting in 2017, Gribble spent the previous 11 seasons as an area scout for Washington. He originally joined Washington in 2002 and served as a pro personnel assistant, later adding responsibility as the team's Northeast scout in 2003. He also covered the South and Midwest regions at various points during his first 16 years with the organization.
- Before coming to Washington, Gribble spent two seasons with the Pittsburgh Steelers as an assistant in the scouting department. Prior to joining the NFL, he was an assistant coach for his alma mater, Duquesne University. He served as the Dukes' special teams coordinator (1996-2000), defensive line coach (1996-98) and running backs coach (1998-2000).
- Gribble was a four-year starter (1992-96) at fullback and team captain at Duquesne. He also played baseball for the Dukes and earned dual degrees in psychology and sociology. He is married to his wife, Jennifer.



W

SCOUTING



Don Warren Senior Pro Scout

31st NFL Season (17 Front Office/14 Playing)/21st Washington

- Don Warren enters his 31st NFL season and 21st with Washington. Warren spent six seasons in the Washington front office and had a 14-year playing career with the franchise. He is responsible for the evaluation of talent in the professional leagues.
- Warren comes back to Washington following 10 years with the Panthers where he was a pro scout and assisted in the advance scouting of Carolina's opponents and evaluating talent in each professional league. Prior to joining the Panthers, Warren spent 2005-09 as a pro scout for Washington.
- A fourth-round draft choice for Washington, out of San Diego State in 1979, Warren played his entire 14-year career (1979-92) at tight end for Washington. He saw action in 193 games, amassing 244 receptions for 2,536 yards and seven touchdowns. Warren started in four Super Bowls (XVII, XVIII, XXII, XXVI) under head coach Joe Gibbs, winning three. An original member of the Washington offensive line known as the Hogs, Warren was named to Washington's 70 Greatest team in 2002.
- Following his playing career, he worked as a football and baseball coach at Centreville High School in Virginia.



Brent Caprio Pro Scout

7th NFL Season/5th Washington

- Brent Caprio enters his seventh NFL season and his fourth with Washington in 2021 after joining the organization during the 2017 offseason.
- Caprio spent his first two NFL seasons with the Indianapolis Colts as a scouting assistant from 2015-16. Prior to entering pro football, he also worked in the accounting sector, spending parts of 2014 and 2015 with EY (formerly Ernst & Young).
- Caprio played quarterback at William & Mary from 2009-13, starting 12 of the 39 games in which he appeared for the Tribe. He threw for 2,201 career yards and 15 touchdowns. He also earned four consecutive CAA Academic All-Conference Team honors from 2010-13 and was awarded the CAA Commissioner's Academic Award in 2013. He graduated with Bachelor's and Master's degrees in accounting and finance.
- Caprio is a native of Somers Point, N.J.



Connor Barringer Pro Scout

3rd NFL Season/3rd Washington

- Connor Barringer is entering his third NFL season with Washington and first as a pro scout. He was most recently a scouting assistant and football strategy analyst for the team. He assisted the front office with special projects and helped with the daily operation of the player personnel department.
- Barringer spent the 2018 season working for Pro Football Focus as a football analyst. His primary responsibilities included breaking down game film and grading players.
- Barringer played defensive end at the University of North Carolina from 2016-18. He graduated in the spring of 2018 with a bachelor of science in quantitative biology.
- Barringer is a native of Davidson, N.C.



David Whittington National Scout

13th NFL Season/13th Washington

- David Whittington enters his 13th season with Washington in 2021. Whittington most recently oversaw scouting operations in the Southwest region before being promoted to the position of national scout during the 2019 offseason.
- Prior to becoming an area scout, he spent two seasons serving as the team's BLESTO scout, as well as assisting with scouting college players in the Northeast region. He spent 2009 as an intern in the personnel department, where he assisted both the college and pro scouts with advance scouting. He also coordinated free agent and college player visits.
- Whittington was a three-year letter winner at Vanderbilt where he played fullback and defensive line and was a member of the 2007 Southeastern Conference Academic Honor Roll. He graduated from Vanderbilt in 2008 with a degree in human and organizational development.
- Whittington is originally from Lafayette, La., and currently resides in Houston, Texas, with his wife, Lauren, his son, Halston, and his daughter, Olivia.



Jeff Beathard National Scout

25th NFL Season/1st Washington


- Jeff Beathard is entering his 25th season in the NFL and spent the last 13 seasons as an area scout for the Carolina Panthers. This will be his first season as a member of the Washington front office where he will hold the role of national scout.
- Prior to joining the Panthers, Beathard was a scout for the CFL's Hamilton Tiger-Cats from 2003-05. He also worked in the San Diego Chargers scouting department from 1994-2002. He got his first NFL scouting opportunity with the Los Angeles Rams in 1992 and worked with the club until 1994. Prior to working in the NFL, he held the roles of director of player personnel and running backs coach for the Orlando Thunder of the World League of American Football in 1991. Before joining the Rams in 1992, Beathard held the positions of director of player personnel and tight ends coach for the San Antonio Riders of the WLAF.
- Beathard was a running back at Towson State University from 1983-85 before transferring to Southern Oregon State College as a senior. He was the 333rd overall selection by the Los Angeles Rams in the 1988 NFL Draft, becoming "Mr. Irrelevant" that year.
- He is the son of Pro Football Hall of Famer and Washington Ring of Famer Bobby Beathard who was the franchise's general manager from 1978-88.



Chuck Cook College Scout

37th NFL Season/5th Washington

- Chuck Cook is entering his 37th NFL season and his fifth with Washington after joining the organization during the 2017 offseason. He oversees the team's scouting operations in the South region.
- Prior to joining Washington, Cook previously spent six seasons with the Buffalo Bills from 2011-16. He served in various capacities in his time with the Bills, including two seasons each as Director of College Scouting, as a national scout and as an area scout.
- Before his time in Buffalo, Cook spent two seasons with the Miami Dolphins as a regional scout, focusing on the Southwest region in the Dolphins' system from 2008-10. He also spent 11 years as the Director of College Scouting for the Kansas City Chiefs from 1997-2007. In that role, Cook was in charge of coordinating the team's college scouting and preparation for the annual NFL Draft after being promoted to the position in May of 1997. He had previously spent 13 years as a regional scout in the Chiefs' system, focusing primarily on the Southeast.
- Cook joined the NFL ranks in 1984, when he was originally hired by the Chiefs after serving as an offensive assistant with the USFL's Arizona Wranglers (1982-83). He began his coaching career at the University of Wyoming from 1980-81. Cook starred as a wide receiver, running back and defensive back at Southern Mississippi and was inducted into the school's Hall of Fame in 1993. Following his collegiate career, he was a member of training camps with the New York Giants and New York Jets before embarking on his off-the-field career. He followed the path of his father, Hamp, who served as a scout for the New Orleans Saints for many years.
- A native of Andalusia, Ala., Cook earned a Bachelor of Arts degree from Southern Mississippi. He and his wife, Carla, have twin daughters, Carley and Cori, and a son, Colby.



Pete Picerelli College Scout

5th NFL Season/5th Washington

- Peter Picerelli enters his fifth NFL season with Washington in 2021 after joining the organization during the 2017 offseason. He was promoted to the role of college scout in the 2019 offseason after serving as a scouting assistant for two seasons. He will oversee the team's scouting operations in the Southwest region.
- Picerelli joined Washington after having previously served as a personnel assistant at Boston College for the early portion of 2017. He had previously served as a quality control analyst at Brown University during the program's 2016 season.
- Picerelli played collegiately at Tulane from 2012-15. In 2013, he was named a semifinalist for the Ray Guy Award, presented annually to the nation's top punter. He studied business law during his time at Tulane and also completed an internship with Alliance Sports Management Group.
- Picerelli is a native of Warren, Rhode Island.



Harrison Ritcher College Scout

9th NFL Season/5th Washington

- Harrison Ritcher is entering his ninth NFL season and his fifth with Washington after joining the organization as the team's BLESTO scout during the 2017 offseason. Ritcher was promoted to the role of college scout in the 2019 offseason after serving as the team's BLESTO scout in 2017-18. He will oversee the team's scouting operations in the Southeast region.
- After beginning his career as a recruiting intern at Florida State in 2010, Ritcher spent his first four NFL seasons with the Cleveland Browns from 2012-15. He spent his first two years interning in the Browns' personnel department before being promoted to Player Personnel Associate prior to the 2014 campaign.
- Ritcher, a native of Raleigh, North Carolina, played collegiately as a fullback at North Carolina State from 2006-09. He is the son of 16-year NFL veteran Jim Ritcher, who played for the Bills and Falcons from 1980-95. Jim was a consensus first-team All-American and Outland Trophy winner as the nation's best college offensive lineman during his tenure at NC State who would later go on to start in all four of the Bills' Super Bowl appearances.



Ronald Rose College Scout

4th NFL Season/4th Washington

- Ronald Rose is entering his fourth season with Washington and first in the role of college scout after joining the team in 2018.
- He was promoted to the role of College scout in the 2021 offseason after serving as a BLESTO Scout in 2020. Prior to serving as the team's BLESTO scout, Rose was a scouting assistant for one season. He will be responsible for scouting in the Northeast region.
- In his role as scouting assistant in 2018, Rose aided the personnel department with a variety of tasks on a day-to-day basis and assisted with various tryouts throughout the season. Prior to joining the Redskins, he was a manager for the Parks and Recreation Department for Prince Georges County and worked in the member services department for the Washington Nationals.
- Rose played collegiately at Hampton University from 2011-15 as an offensive tackle. He was a four-year starter for Hampton and appeared in 34 games in his career and was a third team All-MEAC selection following his senior year. He graduated with a bachelor of science in sports management in the spring of 2015.
- Rose is a native of Fort Washington, Md.



Paul Skansi College Scout

30th NFL Season/5th Washington

- Paul Skansi is entering his fifth season with Washington after joining the team as a college scout during the 2017 offseason. He oversees the team's scouting operations in the West region.
- Skansi joined Washington as a veteran of 25 previous NFL seasons, including spending 16 seasons with the San Diego Chargers from 2000-15 scouting the Midwest, West and Southwest regions at various points of his tenure with the organization. An All-America honorable mention and All-Pac-10 receiver at the University of Washington, Skansi finished his career as the Huskies' all-time leading receiver (138 rec., 1,723 yards). He returned to his alma mater in 2016 as a volunteer advance scout.
- Skansi was drafted by Pittsburgh in the fifth round of the 1983 NFL Draft and spent his rookie season with the Steelers. In 1984, he signed with Seattle, and from 1984-91, he caught 166 passes for 1,950 yards and 10 touchdowns for the Seahawks. In 1992, he concluded his playing career with the CFL's Ottawa Rough Riders. Skansi, who has a degree in sociology, spent the 1994 season as an assistant wide receivers coach at Washington. In 1995, he coached wide receivers at Idaho, and in 1999, he followed head coach Chris Tormey to Nevada.
- A native of Gig Harbor, Washington, Skansi and wife, Stephanie, have two daughters, Taylor and Madison. The family resides in Poulsbo, Washington.



Roger Terry College Scout

6th NFL Season/6th Washington

- Roger Terry enters his sixth season with Washington in 2018 after joining the team prior to its 2015 NFC East championship season. He oversees scouting operations in the Midwest region.
- Terry joined the Redskins after working as a recruiting assistant at Ohio State University during the 2013-14 seasons. He assisted Head Coach Urban Meyer and the Buckeyes staff with talent evaluation, helping guide the Buckeyes to a Big Ten championship, Sugar Bowl championship and national championship in 2014.
- Terry's background also includes a summer scouting internship with the Atlanta Falcons in 2014, a recruiting internship at the University of Kentucky in 2012 and a stint as a defensive graduate assistant at Tennessee State University in 2011.
- A Memphis native, Terry graduated in 2010 from the University of Memphis, where he played linebacker for the Tigers after transferring from Arkansas State.



Sheldon White College Scout

20th NFL Season/1st Washington

- Sheldon White is entering his 20th NFL season and most recently held the position of Executive Director of Player Personnel and Recruiting for Michigan State University. At Michigan State, he led the programs recruiting efforts and developed and implemented strategic planning along with supervising the entire recruiting staff. White also coordinated all player evaluations of current players for the coaching staff. White will oversee the Midlands Region.
- Prior to his role at Michigan State, White worked for the Detroit Lions for 19 years and spent six seasons as the vice president of pro personnel along with being named interim general manager in 2015. White became a scout for Detroit in 1997 before being promoted to director of pro personnel in 2000. In 2009 he was promoted to vice president of pro personnel and the team advanced to the playoffs twice during his tenure in that role.
- In 2004, he graduated from the NFL's career development program at Stanford University's Graduate School of Business.
- White played four seasons at Miami-Ohio as a cornerback from 1984-87 and was a first-team All-MAC and All-American honorable mention during his junior and senior seasons. He was selected by the New York Giants in the third round of the 1988 NFL Draft and spent six seasons in the NFL as a player with the Giants, Detroit Lions and Cincinnati Bengals.



Tyler Claytor Blesto Scout

3rd NFL Season/3rd Washington

- Tyler Claytor is entering his third NFL season with Washington and his first as a Blesto Scout. He was most recently a scouting assistant with the club. He assisted the organization's personnel department with a variety of tasks and contributed to the day-to-day player personnel operations at the Inova Sports Performance Center.
- Claytor was a linebackers coach at Ava Marie University in 2018 and played defensive line for the Richmond Roughriders of the Arena League in 2017. He spent the 2016 offseason as a member of the Chicago Bears. Claytor played defensive line for William and Mary University from 2012-16 and appeared in 44 games.
- Claytor is a native of Atlanta, Ga.



Ashley Cohrs Player Personnel Assistant

2nd NFL Season/1st Washington

- Ashley Cohrs enters her second NFL season and first with Washington in 2021 after joining the organization during the 2021 offseason.
- In her role as administrative assistant player personnel, Cohrs directly assists General Manager Martin Mayhew with scheduling as well as additional administrative tasks.
- Prior to arriving in Washington, Cohrs worked for the University of Georgia football team as a recruiting analyst. She also served the Buffalo Bills as a full-season football operations intern. Cohrs worked at Northwestern as an operations assistant and started her journey as a recruiting operations intern at Florida State.
- Cohrs attended Florida State University where she majored in social science and received her masters degree in sports administration from Northwestern University.





PLAYER WELLNESS AND ATHLETIC PERFORMANCE



Ryan Vermillion Head Athletic Trainer/Dir. of Sports Medicine

29th NFL Season/3rd Washington

- Ryan Vermillion enters his second season as Washington's head athletic trainer in 2021. Prior to coming to Washington, he spent 18 seasons as the head athletic trainer for the Carolina Panthers, nine of which he worked under former Panther head coach and current Washington Head Coach Ron Rivera.
- Vermillion is the club's Infectious Control Officer and manages all health and safety measures for the team as it relates to the protocols surrounding the COVID-19 pandemic.
- During his tenure with Carolina, Vermillion was responsible for the coordination of all aspects of health care for the Panthers. He managed the athletic training room, including all full-time and season-long trainers and is experienced in risk management and injury prevention along with pathology of injuries and illnesses and rehabilitation. Vermillion is also well versed in the nutritional aspects of injury and illness. He was given the Fain-Cain Memorial Award for Outstanding NFL Trainer of the Year in 2016 and in 2003 he led the training staff of the year as voted on by his fellow NFL colleagues.
- Prior to working in Carolina, Vermillion was the Director of Rehabilitation for the Washington Redskins and will now return to the team after 18 seasons. Prior to his one season in Washington, he spent nine seasons working under Hall of Fame Head Coach Don Shula with the Miami Dolphins. In Miami he spent four seasons as the head athletic trainer and five seasons as the director of rehabilitation and associate athletic trainer. Vermillion was a 1987 graduate of the University of Miami (Fla.) and spent four years as a student athletic trainer.



Doug Quon Assistant Athletic Trainer

11th NFL Season/8th Washington

- Doug Quon is entering his 11th NFL season and his eighth with Washington as an assistant athletic trainer in 2021.
- Quon assists in the management of care, prevention, recognition/evaluation of injuries, treatment and rehabilitation of all players and team personnel. He also maintains the ImPACT concussion testing database in compliance with the National Football League and coordinates athletic training internships, inventory of supplies and medical information.
- In 2018, Quon was part of a staff that was named the 2018 Ed Block Training Staff of the Year. The honor is given to one training staff each season for their distinguished service to their club, community and athletic training profession.
- Prior to joining Washington, Quon served as an assistant athletic trainer at the University of California, Irvine in 2013-14 after spending the 2012 NFL season as a seasonal assistant athletic trainer with the Jacksonville Jaguars. His previous NFL experience also includes having served as a summer intern for the Kansas City Chiefs in 2006 and serving as a seasonal intern for the Chiefs for the 2007 season.
- Quon served as a graduate athletic training intern from 2009-10 at the University of Hawaii, specifically working with the men's football and volleyball teams. In addition, Quon worked with Texas Tech's football program and assisted with player care while earning his master's degree from the university in athletic training. He earned his undergraduate in psychology social behavior from UC Irvine in 2006.



Mark McCracken

Assistant Athletic Trainer

6th NFL Season/6th Washington

- Mark McCracken is entering his sixth season with Washington and his fifth as an Assistant Athletic Trainer in 2020 after joining the team full-time at the start of the 2016 season.
- McCracken joined the Washington staff after a brief stint as the Head Athletic Trainer for the AFL's Washington Valor, where he directed the team's Sports Medicine Department in advance of their inaugural season. Before joining the Valor, he spent time with Washington's training staff on three separate occasions as a Seasonal Training Assistant. He also spent time as a Summer Athletic Trainer with the Arizona Cardinals.
- In 2018, McCracken was part of a staff that was named the 2018 Ed Block Training Staff of the Year. The honor is given to one training staff each season for their distinguished service to their club, community and athletic training profession.
- McCracken received his Master's degree in kinesiology with an emphasis in sport pedagogy from Louisiana State in 2015 while serving as a graduate assistant for the men's tennis and men's and women's track and field teams. He received his undergraduate degree in athletic training from George Mason University in 2011.
- McCracken is a Certified Athletic Trainer, and a member of the National Athletic Trainers' Association and Professional Football Athletic Training Society. He is also a Certified Strength and Conditioning Specialist, and Certified Performance Enhancement Specialist. He is also a licensed Active Release Therapy provider.
- McCracken and his wife, Natalie, have one son, Vincent. The family resides in Leesburg, Virginia.



Jeff Ruiz

Assistant Athletic Trainer

1st NFL Season/1st Washington

- Jeff Ruiz is a physical therapist who is a dual board-certified specialist in sports and orthopaedics.
- Prior to joining the Washington Football Team he served as the Director of Rehabilitation for the University of Miami athletic training department. As the Director of Rehabilitation, Ruiz worked with all sports with a primary focus on football. In addition to his duties, he served as an assistant strength coach for Track and Field and worked closely with the strength staff across all sports.
- Prior to his work as a physical therapist, Ruiz was a personal trainer and strength coach for several years. He is a Certified Strength and Conditioning Specialist, USAW L-1 Sports Performance Coach, and Track and Field Technical Coach. He also served as associate program director in the Sports Physical Therapy Residency and as faculty for the Orthopaedic Physical Therapy Residency Program. Ruiz has conducted research in the field of injury prevention and rehabilitation, and published articles on several musculoskeletal pathologies.
- A Miami native, Jeff is a two-time graduate of the University of Miami, earning a dual bachelor's of science in education in kinesiology and psychology in 2012 and a Doctorate of Physical Therapy in 2015. Following his completion of his Doctor of Physical Therapy degree (2015), Ruiz completed an Orthopaedic Physical Therapy residency at the University of Miami (2016).



Masahiro Takahagi

Assistant Athletic Trainer

7th NFL Season/4th Washington

- Masahiro “Hagi” Takahagi is entering his fourth season with Washington and his second as the team’s Assistant Athletic Trainer.
- Takahagi oversees the team’s state-of-the-art Recovery Center. The innovative center features photobiomodulation therapy, sensory deprivation orbs, cryotherapy and a dedicated space for sports vision training. He specializes in sports science to develop physical performance systems and programs to help players in daily recovery and over all athletic development.
- Prior to joining the organization, Takahagi spent eight years as an assistant athletic trainer for football and golf at Temple University. While at Temple, he was responsible for preventing, evaluating, treating, and rehabbing injuries to the Owls’ football and men’s golf teams.
- Takahagi served as a seasonal intern athletic trainer with Washington during the 2011-12 NFL season. He also served as a summer intern for the New Orleans Saints from 2006-08.
- Takahagi is a certified athletic trainer and holds several other certifications: National Registry Advanced Emergency Medical Technician (NRAEMT), Certified Strength and Conditioning Specialist (CSCS), Certified Personal Trainer (NSCA-CPT), Performance Enhancement Specialist (NASM-PES), Corrective Exercise Specialist (NASM-CES), Certified Active Release Techniques (ART), Certified Kinesio Taping Practitioner (CKTP), and Certified Graston Techniques Practitioner. He is a member of the National Athletic Trainers’ Association.
- Takahagi is a 2008 graduate of Methodist University where he received a bachelor’s degree in athletic training and sports management. The Dean’s List student earned a master’s degree in higher education with a concentration in sports management from Auburn University in 2011 while working as a graduate assistant athletic trainer with the 2010 BCS National Champion football team. In 2019, he earned his Doctor of Athletic Training degree from Temple.



Dr. Barbara Roberts

Director of Mental Wellness and Clinical Services

- Dr. Barbara Roberts is a licensed clinical psychologist and brings an extensive history of experience with professional athletes. She is entering her first full-time season with Washington.
- Dr. Roberts incorporates a proactive approach to handling mental health and focuses on the development of a foundation for mental wellness and its impact on overall health and performance.
- She builds a system based on mental health activities that will focus on specific coping mechanisms as well as different mental behaviors that can compromise those mechanisms.
- Dr. Roberts is a former Clinical Associate Professor, Department of Psychiatry, Georgetown University Medical Center and remains a member of the Adjunct Faculty. She also served in the White House Office of National Drug Control Policy as a Senior Policy Analyst and Coordinator for Health Policy.
- She has B.A. and M.A. degrees in Psychology from Fisk University. She earned her Ph.D. from The University of Oklahoma, Norman, Oklahoma.



Chad Englehart

Head Strength and Conditioning

DOB: June 5, 1981, in New Orleans, La.

12th NFL Season/12th Washington

Football Timeline

| | | |
|------------|-------------------------------|-------------------------------|
| 2006 | Head Strength & Conditioning | Univ. of New Orleans |
| 2007 | Head Strength & Conditioning | HS2 Ath. Performance (La.) |
| 2008 | Strength & Conditioning Dir. | Xcel Sports Performance (La.) |
| 2009 | Head Strength & Conditioning | Florida Tuskers (UFL) |
| 2010-16 | Asst. Strength & Conditioning | Washington Football Team |
| 2017-Pres. | Head Strength & Conditioning | Washington Football Team |

- Chad Englehart is entering his 12th season with Washington and his fifth as the team's head strength and conditioning coach in 2021 after being promoted to the role during the 2017 offseason. He initially joined the team as an assistant strength and conditioning coach on February 26, 2010.
- Prior to joining Washington, Englehart served as the head strength and conditioning coach with the Florida Tuskers of the United Football League in 2009.
- In 2008, Englehart served as director of strength and conditioning at Xcel Sports Performance in Louisiana. Before that, he was head strength and conditioning coach in 2007 at HS2 Athletic Performance in Mandeville, La., and at the University of New Orleans in 2006.
- Englehart holds a Master's degree in human movement with a concentration in corrective exercise from A.T. Still University. He also holds a bachelor's degree in kinesiology with a concentration in exercise science from Southeastern Louisiana University. He is a certified strength and conditioning specialist with the National Strength and Condition Association and is a Performance Enhancement Specialist and Corrective Exercise Specialist with the National Academy of Sports Medicine (NASM).
- Englehart also holds certifications with USA Weightlifting and USA Track and Field, Functional Movement Screen and TRX Suspension Training certifications as well as a Fitness Nutrition Specialist certification from the NASM and a 3DMAPS (3D Movement Analysis and Performance System) certification from Gray Institute.
- Englehart and his wife, Lyndsey, have two daughters, Blair and Elise.



Kavan Latham

Assistant Strength and Conditioning

DOB: December 5, 1988 in Delran, N.J.

9th NFL Season/6th Washington

Football Timeline

| | | |
|------------|--------------------------------|--------------------------|
| 2007-10 | Defensive Tackle | College of New Jersey |
| 2011-12 | Assistant Coach | College of New Jersey |
| 2011 | Strength & Conditioning Intern | Rutgers |
| 2012 | Strength & Conditioning Intern | St. Joseph's |
| 2012 | Strength & Conditioning Intern | Temple |
| 2013 | Strength & Conditioning Intern | Washington Football Team |
| 2014 | Strength & Conditioning Intern | New York Jets |
| 2015-16 | Asst. Strength & Conditioning | New York Jets |
| 2017-Pres. | Asst. Strength & Conditioning | Washington |

- Kavan Latham enters his ninth NFL season and sixth season with the Washington strength and conditioning staff in 2021.
- Latham returned to Washington as an assistant strength and conditioning coach on January 23, 2017, after previously serving as a strength and conditioning intern for the team in 2013.
- Before returning to Washington, Latham spent three seasons with the New York Jets, first serving as a strength and conditioning intern in 2014. He was then hired as an assistant strength and conditioning coach during Todd Bowles' first season in New York, a 10-6 campaign in 2015.
- Latham is a Certified Strength & Conditioning Specialist (CSCS) and USA Weightlifting Level 1 Sports Performance Coach (USAW). He also holds Precision Nutrition Level 1 (Pn1) and Fascial Stretch Therapy Level 1 (FST1) certifications.
- Prior to entering the NFL, Latham completed strength and conditioning internships at Rutgers (2011), St. Joseph's (2012) and Temple (2012). In addition, he contributed as an assistant coach at his alma mater, The College of New Jersey, during those two years.
- In addition to playing four years as a defensive tackle at The College of New Jersey from 2007-10, Latham also competed in the discus, hammer throw and shot put during his college career. He earned his bachelor's degree in health and exercise science. He married his wife, Sara, in March 2018.



Brett Nenaber

Director of Player Performance

DOB: January 28, 1985, in Tempe, Ariz.

9th NFL Season/2nd Washington

Football Timeline

| | | |
|------------|-------------------------------------|--------------------------|
| 2010-12 | Graduate Assistant | Arizona State University |
| 2013-14 | Strength and Conditioning Intern | Carolina Panthers |
| 2014-15 | Assistant Strength and Conditioning | Carolina Panthers |
| 2015-19 | Athletic Performance Analyst | Carolina Panthers |
| 2020-Pres. | Director of Athletic Performance | Washington Football Team |

- Brett Nenaber is entering his ninth season and second with Washington in 2021 as director of player performance.
- An NFL athletic performance professional, Nenaber has served in a variety of roles with the Carolina Panthers, including athletic performance analyst (2015-19), assistant strength and conditioning coach (2014-15) and strength and conditioning intern (2013-14).
- Prior to working in the NFL, Nenaber spent two years with Arizona State University, serving as a graduate assistant with the strength and conditioning staff (2010-12). He also spent time with the Red Bull Racing Team, serving as a pit crew member for two years (2008-09).
- Nenaber received his bachelor's and master's degrees from Arizona State University, majoring in Interdisciplinary studies and Exercise and Wellness, respectively.



Jake Sankal

Asst. Strength and Conditioning/Nutritionist

DOB: September 6, 1985 in Mentor, Ohio

4th NFL Season/2nd Washington

Football Timeline

| | | |
|-----------|--|--------------------------|
| 2009 | Strength and Conditioning Intern | Cleveland Indians |
| 2010-15 | Strength and Conditioning Coach | Cleveland Indians |
| 2016-Pres | Asst. Strength and Conditioning/Nutritionist | Washington Football Team |

- Jake Sankal is entering his sixth NFL season with Washington in 2021 after joining the team as an assistant strength and conditioning coach and team nutritionist during the 2016 offseason.
- Prior to joining Washington, Sankal worked as a strength and conditioning coach in the Cleveland Indians organization. His tenure with the organization from 2010-15 included stints with the Mahoning Valley Scrappers [A], Kinston Indians [A], Carolina Mudcats [A] and three seasons with the Akron RubberDucks [AA].
- Sankal is a Registered Dietitian and holds certifications with USA Weightlifting and the National Strength and Conditioning Association as a Registered Strength and Conditioning Coach (RSCC) and Certified Strength and Conditioning Specialist (CSCS).
- Sankal initially earned his bachelor's degree in history from the College of Wooster, where he played baseball and helped guide the program to the NCAA Division III Tournament in all four seasons of his collegiate career. In addition, he holds a bachelor's degree in dietetics from the University of Northern Colorado and a Master's degree in exercise science from Cleveland State University.
- He currently resides in Ashburn, Va., with his wife, Amanda and daughter, Emma.



TEAM DOCTORS



Anthony Casolaro MD Chief Medical Officer/Internal Medicine

- Dr. Anthony Casolaro has worked with Washington since 1999 where he started as an assistant team physician. He has been Head Team Physician for 14 years and was recently named the club's Chief Medical Officer/Internal Medicine.
- He has served on the NFL Health & Safety Committee as well as Head, Neck & Spine Committee for the past decade.
- Dr. Casolaro received his undergraduate degree from the University of Virginia and his medical degree from Georgetown University.
- He completed his Internal Medicine training at Grady Memorial Hospital and Emory University. He received his Pulmonary Disease training as a recipient of a National Research Service Award at the National Institutes of Health.
- Subsequently he was Clinical Chief of the Pulmonary Branch at the National Institutes of Health.
- He is a Fellow of the American College of Physicians and is a Clinical Associate Professor of Medicine at Georgetown University.



Chris Annunziata MD Head Team Physician/Orthopedics

- Originally from New Haven, Connecticut, Dr. Christopher Annunziata was drawn to the field of orthopedics because of the opportunity it would give him to care for individuals of all ages and to restore or enhance the function of people with injury or chronic musculoskeletal ailments. Dr. Annunziata earned a B.S from Boston College before graduating with his medical degree from Georgetown University in Washington, DC. He completed an orthopedic surgery residency at Georgetown University Medical Center and went on to complete a fellowship in Sports Medicine/Knee and Shoulder Surgery at the University of Pittsburgh Sports Medicine Center.
- With a special interest in sports medicine, Dr. Annunziata enjoys helping athletes return to their sport after an injury. He also enjoys educating and advising patients of all ages about their musculoskeletal health. In addition to sports related injuries, Dr. Annunziata treats complex problems of the shoulder, elbow, knee, and ankle, performs all types of ligament reconstruction, osteotomies, arthroplasty of the shoulder, and a complete array of arthroscopic surgeries.
- Active in the academics of sports medicine, Dr. Annunziata is a Clinical Assistant Professor in the Georgetown University Department of Orthopaedic Surgery where he received the Peter Kenmore Award for Excellence in Resident Education in 2002 and 2009. He also carries his love for sports medicine into the community where he serves as Chief Medical Officer for DC United, orthopedic team physician for the Washington Football Team, consultant for US Men's and Women's Soccer Teams as well as for the Washington Ballet. Dr. Annunziata is a member of the NFL Team Physician Society, Professional Soccer Physician Society, American Academy of Orthopedic Surgeons, American Orthopaedic Society for Sports Medicine, Arthroscopy Association of North America as well as many local sports medicine societies.
- Dr. Annunziata is married to Christina Annunziata, MD, PhD who serves as a clinical investigator at the National Cancer Institute. They are the proud parents of two boys, Nicholas and Frankie. In his leisure time, Dr. Annunziata participates in ice hockey, softball and running.

Additional Medical Team



Johnathan Bernard, MD, MPH
Team Physician Orthopedics



David J. Novak, MD
Team Physician Orthopedics



Dr. Andrew Parker, MD Team
Physician Orthopedics



Michael Antonis MD
Team Physician
Primary Care Sports Medicine



Keith Smithson OD
Team Optometrist



Chad Kasperowski DMD
Team Dentist



Sid Chandela MD
Team Neurological Consultant



Emily Caster Psy. D
Team Clinical Neuropsychologist



EQUIPMENT STAFF



Drew Hampton Head Equipment Manager

1st Washington/ 17th NFL Season

- Drew Hampton joined Washington as the Head Equipment Manager in March of 2021.
- Drew comes to WFT after five seasons as Director of Equipment Operations for University of Maryland Football. In his role, he helped design the locker room and equipment room in the Terps Cole Field House.
- Prior to his work at Maryland, Drew spent two seasons at Western Kentucky University from 2013-2015. In his first season with the Hilltoppers, Hampton helped oversee a complete redesign of the Hilltoppers' on-field image including new jerseys through Russel Athletic as well as the introduction of a chrome helmet for the first time.
- Hampton was the equipment manager of the Jaguars from 1997-2012. In 2004, Hampton was named the NFL's 'Equipment Manager of the Year' as voted on by his peers and was given the Whitey Zimmerman Award for the honor.
- Before arriving in Jacksonville, Hampton worked in the New York Jets' equipment room on a part-time and full-time basis since he was 13. Hampton's father, Bill Hampton, was the legendary manager of the Jets over a 36-year career before retiring in 2002. Hampton's brother Clay currently serves as the Senior Director of Football Operations for the Texans.
- A native of Long Island, N.Y., Hampton and his wife Janine have three daughters: Paige, Peyton and Haley.



Drew Curls Assistant Equipment Manager

6th NFL Season/6th Washington

- Drew Curls is entering his sixth NFL season and his fifth with Washington after joining the team on a full-time basis during the 2017 offseason. Curls was promoted to assistant equipment manager during the 2019 offseason.
- Curls is responsible for handling equipment-related details for practices, pregame activities as well as overseeing all footwear, uniform maintenance and fitting of helmets.
- Curls previously served as a seasonal assistant for the department during the 2016 season prior to joining Washington full-time in 2017. His background also includes experience in professional baseball, including working as a clubhouse assistant for the Philadelphia Phillies during spring training for eight years from 2009-17 as well as serving as Clubhouse Manager for the Class-A Dunedin Blue Jays in early 2017.
- Curls earned his degree in sport management from Florida State in 2015. During his time in Tallahassee, he served as a student football equipment manager for the Seminoles for the 2014-15 seasons.
- Curls is a native of Clearwater, Fla.



Connor Vincent Equipment Assistant

5th NFL Season/5th Washington

- Connor Vincent is entering his fifth season as a full-time equipment assistant for Washington in 2020 after spending 2017 as a full-season intern. Vincent also assisted the department on a part-time basis during the team's 2014-16 campaigns.
- Vincent is responsible for assisting with equipment and helmet maintenance along with football preparation.
- Vincent first joined Washington as a seasonal equipment intern in 2014, helping the team at various times while completing his undergraduate studies. In 2017, he served as the team's full season equipment intern, helping in a number of capacities that included but were not limited to laundering, distribution of apparel, practice setup and more.
- Vincent earned his bachelor's degree in business administration and management from Christopher Newport University in 2017. He is a native of Ashburn, Va., and attended the city's Briar Woods H.S., roughly seven miles from Washington headquarters.



Justin Brooks Equipment Assistant

5th NFL Season/3rd Washington

- Justin Brooks is entering his third season as a full-time equipment assistant for Washington in 2021 after spending 2018 as a year-long intern for the San Francisco 49ers equipment staff. Brooks also spent the 2017 season as a staff assistant with the Miami Dolphins equipment department.
- Brooks is responsible for assisting with equipment and helmet fittings along with football preparation and field setup. He also assists in placing annual equipment orders as well as performs weekly mandated scans for helmets pads and cleats to accurately record what individual players are wearing.
- Brooks assembles all player game day packs which include all pregame apparel. He also prepares all kicking balls for practice on game day.
- Brooks is also in charge of the equipment department internship program.
- Prior to joining Washington, Brooks performed a variety of equipment related tasks with the 49ers and Dolphins prior to joining Washington staff in the 2019 offseason.
- Brooks double majored in finance and sports management at the University of Delaware and graduated in the spring of 2017.
- Brooks is a native of Newton, Mass.





FOOTBALL VIDEO



Mike Braken Video Director

23rd NFL Season/22nd Washington

- Mike Braken is entering his 23rd season with Washington and his 18th as the head of the video department in 2021. His responsibilities include overseeing the daily operations, including assisting the coaching and scouting staffs with game tape and player highlights. Braken conducts the editing of video from all practices and games, produces "cut-ups" of upcoming opponents, and creates highlight tapes for use in meetings throughout the season. He is also in charge of purchasing and maintaining video and digital equipment.
- Braken joined Washington after serving as video coordinator for the University of South Carolina men's basketball team for the 1999-2000 season and the University of Southern California men's basketball and football teams in 1998. He originally entered the National Football League as a video intern with the Philadelphia Eagles (1997-98).
- Braken graduated from Lycoming College where he played defensive back and helped his team to two conference titles. A native of Clifton Heights, Pa., Braken and his wife, Dawn Marie, have three children: daughter, Erin Marie, and sons, Tripp and Aidan. The family resides in Leesburg, Va.



Mike Adams Assistant Video Director

12th NFL Season/12th Washington

- Mike Adams enters his 12th NFL season in 2020 as assistant video director for Washington. Adams is responsible for filming and editing all of Washington's games and practices in addition to working with the defense to create cutups and reports for upcoming opponents.
- Adams started as an intern in the video department during the 2010 season before joining the staff on a full-time basis in 2011. Prior to joining Washington, he attended Howard University from 2005-10, where he played football for four years.
- As a senior at Howard, he worked as a coaching assistant, handling video for the football team. He graduated with a bachelor's degree in business management and he is currently working towards a masters in sports industry management from Georgetown University.
- In 2013, Adams started Driven By Our Ambitions (DBOA), a non-profit organization that merges football, academic and life skills for underprivileged youth. The organization has staged camps in Washington D.C. and Georgia in recent years, including participation from several Washington players and coaches. Adams is a native of Marietta, Ga.



Julian Hines Video Assistant

8th NFL Season/7th Washington

- Julian Hines is entering his eighth NFL season and his seventh with Washington as a video assistant in 2020.
- Hines is responsible for recording practices and providing video to coaches, as well as editing and producing the team's highlight reel.
- Hines joined Washington during the 2015 offseason. Prior to joining the team, Hines worked as an intern in the Philadelphia Eagles' video department during the 2014 season.
- Hines earned his bachelor's degree in physical education with a concentration in coaching from Alabama State University. During his college career, he served as an assistant video coordinator for the football program for three years. Hines was born and raised in Oxon Hill, Maryland.



Will Krom Video Assistant

7th NFL Season/5th Washington

- Will Krom is entering his fifth full NFL season with Washington in 2020 after joining the team as a video assistant on a full-time basis during the 2019 offseason.
- In this role, Krom is responsible for filming and editing all of Washington's games and practices and assisting the team's coaching staff with miscellaneous video tasks.
- Prior to joining the video staff on a full-time basis, Krom worked as a seasonal intern with the Los Angeles Chargers in 2018 and was a seasonal video assistant with the Los Angeles Rams in 2017. Prior to his move to Los Angeles, Krom interned with Washington video department in 2015-16.
- Krom attended Indiana University of Pennsylvania from 2011-13 and went on to graduate from George Mason University with a bachelor of arts in film and video studies.
- Krom was born in San Antonio, Texas and was raised in Fairfax, Va.





**FOOTBALL SUPPORT
STAFF**



Malcolm Blacken

Senior Director Player Development

25th NFL Season/16th Washington

- Malcolm Blacken is entering his second season as Senior Director of Player Development after serving seven seasons as Director of Player Development for Washington. Blacken was named to the elevated position on January 9, 2020.
- Blacken's hiring served to start his third stint with Washington after having previously served as a strength and conditioning coach for Washington on two occasions (1996-2000 and 2010). In his last season in Washington in 2010, Blacken was responsible for assisting with all aspects of the Washington strength and conditioning program.
- In his current role, Blacken guides the development and education of Washington players as it pertains to both their personal and professional lives. His guidance covers topics including but not limited to: financial education; healthy and unhealthy relationships; total wellness and mental health; league policies on substance abuse, performance enhancing drugs and personal conduct; social responsibility; social media; decision making; stress and time management; team history and tradition; and the expectations of being a player in the National Football League.
- In addition, Blacken works hand-in-hand with Washington's Charitable Foundation and was a principal figure in instituting the team's Rookie Community Club, which annually takes the team's rookies and immediately integrates them into the Washington, D.C. area community through a series of service efforts. He also provides assistance with continuing education and offers guidance for players' academic pursuits.
- From 2011-12, Blacken served as Director of Speed, Strength & Conditioning for the University of Colorado. He worked directly with the football program on a day-to-day basis while overseeing the speed, strength and conditioning needs of all 16 of Colorado's varsity programs.
- In between his first two stops in Washington, Blacken spent nine years as the Detroit Lions' strength and conditioning coach from 2001-09. Blacken was an assistant strength coach for the University of Virginia's football program in 1995 and worked with all other sports in the Cavaliers' athletic department as well. For three years (1992-94), Blacken served as the head strength and conditioning coach for George Mason University, where he oversaw the program for all of the university's varsity sports.
- Blacken began his coaching career at the University of South Carolina in 1990-91 as the football program's assistant strength and conditioning coach.
- Blacken graduated from Virginia Tech in 1989 with bachelor's degrees in art and physical education. He was a Hokies running back from 1984-88 and was a four-time letter winner. While at Virginia Tech, Blacken was a two-time winner of the Super Iron Hokie Award (1987-88), which is given yearly to the football program's strongest player at each position.
- Off the field, Blacken is an accomplished artist whose paintings have been displayed across the country. Recently, he participated in the 2016 NFLPA Smocks and Jocks art auction in Houston for Super Bowl LI and the 2019 NFLPA Smocks and Jocks art auction in Atlanta for Super Bowl LIII, with proceeds donated to the retired players fund. More about Blacken's art can be accessed by visiting ArtByMalcolm.com.
- Blacken currently resides in Ashburn, Va., with his wife, Marcy. The couple has two children, Maya and Bo.



Bryan Porter Director of Football Operations

19th NFL Season/1st Washington


- Bryan Porter is in his 19th season in the NFL and first in Washington as director of football operations after being hired by the team in 2021. In his role, Porter directs the football operations team travel, budget, and supports the day-to-day logistics in the department.
- Porter was the football operations manager with the Carolina Panthers from 2011-17, where he planned and executed all travel, including bus and hotel contracts, while also managing training camp operations.
- Prior to his promotion to manager, Porter was the Panthers' football operations coordinator from 2006-11 and operations assistant from 2003-06. He worked as a team equipment intern in 2001 and 2002 after starting as an intern with the public relations department in the spring of 2001.
- Porter played football at Guilford College from 1996-99. He earned his undergraduate degree from N.C. State in business management in 2001.
- Porter and his wife, Nicki, have two children, Davis and Henry.



Diana Hymowitz Football Administration Assistant

3rd NFL Season/2nd Washington

- Diana Hymowitz is entering her third NFL season, second in Washington and first as football administration assistant after taking the role in 2021.
- In her new role, Hymowitz works on various projects and assists with the day-to-day tasks within football administration while also continuing to provide support to football operations and player development. She also assists with the implementation and execution of contracts.
- Prior to Washington, Hymowitz had stops with Major League Baseball and the Tampa Bay Buccaneers as a seasonal team operations assistant.
- Hymowitz graduated from SUNY Albany where she majored in communications with a minor in business. She also served as the assistant director of operations at the university.
- She will be attending law school in the future.



Matt Peterson

Football Operations Assistant

2nd NFL Season/2nd Washington

- Matt Peterson is entering his second season as Football Operations Assistant with the Washington Football Team.
- Peterson assists the director of football operations in a variety of ways, including team related travel and day-to-day operations of the team.
- Prior to Washington, Peterson was the assistant athletic director at the University of Montana Western where he assisted with donor relations and all game day operations.
- Peterson graduated from Gonzaga University with a degree in Sports Management in 2017 and received his masters in Athletic Administration in 2019.
- Peterson is a native Pullman, Washington and currently resides in Northern, Virginia.





W

PLAYERS

W

JONATHAN ALLEN

Defensive Tackle

93

6-3

300

5th Season



January 16, 1995 [26]



Ashburn, Va.



University of Alabama



2017 1st Round [17]

Career Highlights

Allen was named Washington's nominee for the Walter Payton NFL Man of the Year Award in 2019. The award recognizes an NFL player for outstanding community service activities off the field as well as excellence off the field. Allen was selected for his deep commitment to the community. He has participated in a number of events hosted by the Washington Football Charitable Foundation such as Dreams for Kids DC. He also works closely with Sasha Bruce Youthwork (SBY), a nonprofit that helps homeless youth find safe homes, maintain their health and explore opportunities in education and careers.

Notched a safety in Week 7 of 2020 against Dallas, the first for Washington since 2015.

Tallied 192 tackles in 2020, the most amongst defensive tackles since 2018.

His 45 quarterback hits rank fourth-most through four seasons for a Washington player and his 21 tackles for loss rank fifth-most through four seasons for a Washington player.

Became the fourth player for Washington to record at least 17.0 sacks and 45 quarterback hits through their first four seasons, joining Preston Smith, Ryan Kerrigan and Brian Orakpo.

His two fumble recoveries are tied for the most for a defensive tackle through four seasons.

Tallied 30 stops in 2020, tied for the third-most among interior defensive lineman, according to Pro Football Focus.

Graded the top interior defensive lineman from Weeks 9-12 of 2020 with a 91.3 grade by Pro Football Focus.

College

Played collegiately at Alabama from 2013-16, appearing in 57 career games. Recorded 154 career tackles (78 solo), 45.0 tackles for loss, 28.5 sacks, seven pass breakups and three forced fumbles.

His 28.5 career sacks rank second in Alabama history, trailing only College and Pro Football Hall of Famer Derrick Thomas.

Personal

High School - Attended Stone Bridge H.S. in Ashburn, Va., approximately five miles away from Washington team headquarters.

Highlights - Posted 119 tackles with nine sacks, six fumble recoveries, eight pass breakups, six blocked kicks and had seven pass breakups as a senior in 2012.

Family - Son of Richard Allen.

Year-by-Year

2020 [WAS]

Recorded 63 tackles [36 solo], 2.0 sacks, 14 quarterback hits, three tackles for loss and a fumble recovery.

Week 1 vs. PHI - Started in a win and totaled three tackles and 0.5 sack for a loss of 6.5 yards.

Week 2 at ARI - Started and recorded four solo tackles.

Week 3 at CLE - Started and recorded a team-leading nine tackles [seven solo], a tackle for loss and a sack.

Week 4 vs. BAL - Compiled three tackles [one solo].

Week 5 vs. LAR - Started and compiled eight tackles [five solo].

Week 6 at NYG - Tallied two solo tackles, a tackle for loss and a quarterback hit.

Week 7 vs. DAL - Made two solo tackles, a tackle for loss and a safety in win.

Week 9 vs. NYG - Notched four tackles [two solo], a half-sack and a quarterback hit.

Week 10 at DET - Registered three solo tackles.

Week 11 vs. CIN - Recorded three assisted tackles and three quarterback hits in win.

Week 12 at DAL - Compiled four tackles [one solo], a quarterback hit and fumble recovery in Thanksgiving win.

Week 13 at PIT - Contributed a quarterback hit in win.

Week 14 at SF - Notched three solo tackles and three quarterback hits in win.

Week 15 vs. SEA - Added two assisted tackles and a quarterback hit.

Week 16 vs. CAR - Added two assisted tackles and a quarterback hit.

Week 17 at PHI - Registered six solo tackles [four solo] in win.

NFC Wild Card vs. Tampa - Recorded one assist and two QBH in his playoff debut.

2019 [WAS]

Started in all 15 games that he appeared in, totaling a career-high 68 tackles [46 solo].

Added six total sacks, one pass defended and seven tackles for loss.

2018 [WAS]

Started all 16 games, totaling 61 tackles [35 solo], 11 tackles for loss and eight sacks.

Started all 16 games after he was sidelined the previous year with a Lisfranc injury.

2017 [WAS]

Started all five games in which he played, tallying 10 tackles [three solo] and a sack



@jonallen93_



@jonallen93

Jonathan Allen

Career Defensive/Fumble Stats

| Year | Team | G | GS | Tack | Asst | Sacks | Yds | INT | Yds | Lg | TD | PD | QBH | TFL | FF | FR |
|------|------|----|----|------|------|-------|------|-----|-----|----|----|----|-----|-----|----|----|
| 2017 | WAS | 5 | 5 | 3 | 7 | 1.0 | 7.0 | 0 | 0 | 0 | 0 | 0 | 6 | 0 | 0 | 0 |
| 2018 | WAS | 16 | 16 | 35 | 26 | 8.0 | 61.0 | 0 | 0 | 0 | 0 | 0 | 15 | 11 | 0 | 0 |
| 2019 | WAS | 15 | 15 | 46 | 22 | 6.0 | 41.5 | 0 | 0 | 0 | 0 | 1 | 10 | 7 | 0 | 1 |
| 2020 | WAS | 16 | 16 | 36 | 27 | 2.0 | 14.5 | 0 | 0 | 0 | 0 | 0 | 14 | 3 | 0 | 1 |

Career Totals

| | | | | | | | | | | | | | | | |
|---------------|-----------|-----------|------------|-----------|-------------|--------------|----------|----------|----------|----------|----------|-----------|-----------|----------|----------|
| Totals | 52 | 52 | 120 | 82 | 17.0 | 124.0 | 0 | 0 | - | 0 | 1 | 45 | 21 | 0 | 2 |
|---------------|-----------|-----------|------------|-----------|-------------|--------------|----------|----------|----------|----------|----------|-----------|-----------|----------|----------|

Postseason

| | | | | | | | | | | | | | | | | |
|---------------|------------|----------|----------|----------|------------|------------|------------|----------|----------|----------|----------|----------|----------|----------|----------|----------|
| 2020 | NFL | 1 | 1 | 0 | 1 | 0.0 | 0.0 | 0 | 0 | 0 | 0 | 0 | 2 | 0 | 0 | 0 |
| Totals | 1 | 1 | 0 | 1 | 0.0 | 0.0 | 0 | 0 | 0 | 0 | 0 | 0 | 2 | 0 | 0 | 0 |

Single-Season Career Highs

| | | |
|------------------|----|------------|
| Games | 16 | 2018, 2020 |
| Sacks | 8 | 2018 |
| Sack Yds. | 61 | 2018 |
| TFL | 11 | 2018 |
| Tackles | 68 | 2019 |
| INT | -- | -- |
| PD | 1 | 2019 |
| FF | -- | -- |
| FR | 1 | 2019, 2020 |
| QBH | 15 | 2018 |

Single-Game Career Highs

| | | |
|------------------|----|-------------------------------|
| Sacks | 2 | 3x, Oct. 13, 2019 at MIA |
| Sack Yds. | 15 | Dec. 16, 2018 at JAX |
| TFL | 3 | Dec. 16, 2018 at JAX |
| Tackles | 7 | 2x, last Dec. 29, 2019 at DAL |
| INT | -- | -- |
| PD | 1 | Oct. 13, 2019 at MIA |
| FF | -- | -- |
| FR | 1 | 2x, Nov. 26, 2020 at DAL |
| QBH | 3 | 3x, last Dec. 13, 2020 at SF |

Transactions

| Date | From Team | To Team | Description |
|------------|------------|------------|-----------------------|
| 04/27/2020 | Washington | Washington | team exercises option |
| 05/11/2017 | Washington | Washington | signed/draft choice |

W

KYLE ALLEN

Quarterback

8

6-3

210

4th Season

Year-by-Year

2020 [WAS]

Was active but did not appear in Weeks 1-4.

Week 5 vs. LAR - Started in his first game for Washington, completing 9-of-13 passes for 74 yards and an 83.5 passer rating before exiting the game with an arm injury.

Week 6 at NYG - Threw for 280 yards, completing 31-of-42 passes alongside two touchdowns, an interception and a 97.3 passer rating.

Week 7 vs. DAL - Completed 15-of-25 passes for 194 yards, two touchdowns and a 111.1 passer ratings alongside 11 yards on four carries on the ground in his first-career win for Washington.

Week 9 vs. NYG - Completed 5-of-7 passes for 62 yards and a 98.5 passer rating before leaving the game with an ankle injury. Was placed on IR the following week.

2019 [CAR]

Started in 12 of 13 games of the season and completed 303-of-489 passes for 3,322 yards with 17 touchdowns and 16 interceptions for an 80.0 passer rating.

Threw for 19-of-26 passes for 261 yards with a career-high four touchdowns for a 144.4 passer rating in win at ARI (9/22).

Connected on 20-of-32 passes for 227 yards with two touchdowns for a 104.6 passer rating in a win at TB (10/13).

Completed 28-of-43 pass attempts for 307 yards and one touchdown and one interception for a passer rating of 84.2 at GB (11/10).

2018 [CAR]

Spent time on Carolina's practice squad before being signed to the active roster on Dec. 20, backing up current Washington QB Taylor Heinicke.

Played in first career game, completing 4-of-4 passes for 38 yards against ATL (12/22).

Notched first career start in a win at NO (12/30), becoming the seventh rookie quarterback with a start in Panthers history as he threw for 228 yards and two touchdowns for a 111.3 rating.



March 8, 1996 [25]



Scottsdale, Ariz.



University of Houston



T - Carolina '20

Career Highlights

Started in four contests in 2020, completing 60-of-87 passes (69.0 percent), four touchdowns, an interception and a 99.3 passer rating.

Also rushed seven times for 26 yards and a touchdown.

Ran for a touchdown in his first-career start for Washington in Week 5 against the Rams.

Completed 75 percent of his passes in Week 6 against the Giants, the fourth-highest mark in a single game for a Washington quarterback all-time (min. 40 attempts).

College

Played in five games with three starts for Houston in 2017. Threw for 751 yards with four touchdowns in only season with Houston in 2017.

Broke the Houston single-game completion percentage record at 93.9 on 31-33 passing in win over Rice (9/16/17).

Spent the 2014 and 2015 seasons at Texas A&M.

Led Texas A&M in sophomore season in passing and total offense, completing 160-of-283 passes for 2,210 yards and 17 touchdowns against seven interceptions, becoming the eighth quarterback in Texas A&M history to pass for 2,000 yards and 15 touchdowns in a season.



Personal

High School - Attended Desert Mountain H.S. in Scottsdale, Ariz

Highlights - Rated the nation's top quarterback in 2014 by ESPN, Rivals, Scout and 247Sports after throwing for more than 8,000 yards and 86 touchdowns over his high school career.



@KyleAllen_10



@kyle_allen

Kyle Allen

Career Passing Stats

| Year | Team | G | GS | Att | Cmp | Pct | Yds | Y/A | TD | TD% | Int | Int% | Lg | Sk | Lst | Rate |
|------|------|----|----|-----|-----|------|------|-----|----|-----|-----|------|-----|----|-----|-------|
| 2018 | CAR | 2 | 1 | 31 | 20 | 64.5 | 266 | 8.6 | 2 | 6.5 | 0 | 0.0 | 53t | 0 | 0 | 113.1 |
| 2019 | CAR | 13 | 12 | 489 | 303 | 62.0 | 3322 | 6.8 | 17 | 3.5 | 16 | 3.3 | 52t | 46 | 397 | 80.0 |
| 2020 | WAS | 4 | 4 | 87 | 60 | 69.0 | 610 | 7.0 | 4 | 4.6 | 1 | 1.1 | 52t | 7 | 44 | 99.3 |

Career Totals

| | | | | | | | | | | | | | | | |
|---------------|-----------|-----------|------------|------------|-------------|-------------|------------|-----------|------------|-----------|------------|------------|-----------|------------|-------------|
| Totals | 19 | 17 | 607 | 383 | 63.1 | 4198 | 6.9 | 23 | 3.8 | 17 | 2.8 | 53t | 53 | 441 | 84.4 |
|---------------|-----------|-----------|------------|------------|-------------|-------------|------------|-----------|------------|-----------|------------|------------|-----------|------------|-------------|

Career Rushing/Receiving Stats

| Year | Team | Att | Yds | Avg | Lg | TD | Rec | Yds | Avg | Lg | TD | ScrimYds |
|------|------|-----|-----|-----|-----|----|-----|-----|-----|----|----|----------|
| 2018 | CAR | 5 | 19 | 3.8 | 10 | 1 | 0 | 0 | - | - | 0 | 19 |
| 2019 | CAR | 32 | 106 | 3.3 | 17t | 2 | 0 | 0 | - | - | 0 | 106 |
| 2020 | WAS | 7 | 26 | 3.7 | 13 | 1 | 0 | 0 | - | - | 0 | 26 |

Career Totals

| | | | | | | | | | | | |
|---------------|-----------|------------|------------|------------|----------|----------|----------|----------|----------|----------|------------|
| Totals | 44 | 151 | 3.4 | 17t | 4 | 0 | 0 | - | - | 0 | 151 |
|---------------|-----------|------------|------------|------------|----------|----------|----------|----------|----------|----------|------------|

Single-Season Career Highs

| | | |
|------------------|-------|------|
| Games | 13 | 2019 |
| Starts | 12 | 2019 |
| Attempts | 489 | 2019 |
| Comp. | 303 | 2019 |
| Yards | 3,322 | 2019 |
| PCT. | 69.0 | 2020 |
| TD | 17 | 2019 |
| INT | 16 | 2019 |
| SACK | 46 | 2019 |
| RATE | 113.1 | 2018 |
| Rush Att. | 32 | 2019 |
| Yards | 106 | 2019 |
| TD | 2 | 2019 |

Single-Game Career Highs

| | | |
|------------------|-------|---------------------------------|
| Attempts | 50 | Nov. 17, 2019 vs. ATL |
| Comp. | 33 | Oct. 18, 2020 at NYG |
| Yards | 325 | Nov. 17, 2019 vs. ATL |
| PCT* | 73.8 | Oct. 18, 2020 at NYG |
| TD | 4 | Sept. 22, 2019 at ARI |
| INT | 4 | Nov. 17, 2019 vs. ATL |
| SACK | 7 | 2x, last Dec. 1, 2019 vs. WAS |
| RATE | 144.4 | Sept. 22, 2019 at ARI |
| Rush Att. | 6 | Dec. 8, 2019 at ATL |
| Yards | 25 | Dec. 15, 2019 vs. SEA |
| TD | 1 | 4x, last, Oct. 11, 2020 vs. LAR |

*Min 15 attempts

Transactions

| Date | From Team | To Team | Description |
|------------|-------------------|-------------------|--|
| 03/18/2021 | Washington | Washington | re-signed/excl. FA [One-year contract] |
| 03/23/2020 | Carolina Panthers | Washington | traded [for 2020 fifth-round draft pick] |
| 03/10/2020 | Carolina Panthers | Carolina Panthers | re-signed/excl. FA [One-year contract] |
| 09/01/2018 | Carolina Panthers | Carolina Panthers | cut |
| 04/30/2018 | Carolina Panthers | Carolina Panthers | signed |

W

TROY APKE

Safety

30

6-1

205

4th Season

Year-by-Year

2020 [WAS]

Week 1 vs. PHI - Started in win vs. PHI (9/13) and recorded a career and team-high eight tackles (four solo).

Week 2 at ARI - Started at free safety and registered five solo tackles.

Week 3 at CLE - Started, tallying four solo tackles and a pass defended.

Week 4 vs. BAL - Registered two tackles (one solo) and a pass defended.

Week 5 vs. LAR - Started and made five tackles (four solo).

Week 6 at NYG - Saw action on special teams.

Week 7 vs. DAL - Contributed a tackle on special teams in win.

Week 9 vs. NYG - Saw action on special teams.

Week 10 at DET - Made a solo tackle.

Week 11 vs. CIN - Registered three tackles (two solo) in win.

Week 12 at DAL - Started at free safety and registered three solo tackles in win.

Week 13 at PIT - Appeared on defense and special teams in win.

Week 14 at SF - Saw action on special teams in win.

Week 15 vs. SEA - Made two special teams tackles.

Week 16 vs. CAR - Contributed a special teams tackle.

Week 17 at PHI - Saw action on special teams in win.

NFC Wild Card vs. Tampa - Made his playoff debut.

2019 [WAS]

Saw action in 15 games with two starts and recorded 15 tackles (13 solo) and notched first career interception along with two passes defended.

2018 [WAS]

Appeared in two games during his rookie season.

April 11, 1995 (26)

Pittsburgh, Pa.

Penn State

2018 4th Round (109)

College

Played collegiately at Penn State from 2014-17, appearing in 44 career games and compiling 111 tackles (63 solo), six pass breakups, 3.0 tackles for loss, two interceptions and a forced fumble.

Appeared in 14 games with 13 starts as a senior, collecting 55 tackles (36 solo), five pass breakups and an interception en route to honorable mention All-Big Ten honors.

Appeared in 14 games as a junior, recording 28 tackles (11 solo) and an interception.

As a sophomore in 2015, played in 13 games and was a key contributor on special teams in addition to posting 26 tackles (14 solo) and a pass breakup on defense.

Played in six games as a freshman, participating on all special teams units.

Personal

High School - Mt. Lebanon H.S. in Pittsburgh, Pa.

Highlights - Recorded 40 catches for 728 yards and seven receiving touchdowns as a senior... Garnered second-team Class AAAA all-state, first-team all-conference and Pittsburgh Post-Gazette South Fab 22 honors as a junior after setting school records for receiving yards (1,048) and receiving touchdowns (13)

Family - Son of Steven and Susan Apke.



@Traps_5



@traps28

Troy Apke

Career Defensive/Fumble Stats

| Year | Team | G | GS | Tack | Asst | Sacks | Yds | INT | Yds | Lg | TD | PD | QBH | TFL | FF | FR |
|---------------|------|----|----|------|------|-------|-----|-----|-----|----|----|----|-----|-----|----|----|
| 2018 | WAS | 2 | 0 | 0 | 0 | 0.0 | 0.0 | 0 | 0 | 0 | 0 | 0 | 0 | 0 | 0 | 0 |
| 2019 | WAS | 15 | 2 | 13 | 2 | 0.0 | 0.0 | 1 | 33 | 33 | 0 | 2 | 0 | 2 | 0 | 0 |
| 2020 | WAS | 16 | 7 | 24 | 7 | 0.0 | 0.0 | 0 | 0 | 0 | 0 | 2 | 0 | 0 | 0 | 0 |
| Career Totals | | | | | | | | | | | | | | | | |
| Totals | | 33 | 9 | 37 | 9 | 0.0 | 0.0 | 1 | 33 | 33 | 0 | 4 | 0 | 2 | 0 | 0 |
| Postseason | | | | | | | | | | | | | | | | |
| 2020 | WAS | 1 | 0 | 0 | 0 | 0.0 | 0.0 | 0 | 0 | 0 | 0 | 0 | 0 | 0 | 0 | 0 |
| Totals | | 1 | 0 | 0 | 0 | 0.0 | 0.0 | 0 | 0 | 0 | 0 | 0 | 0 | 0 | 0 | 0 |

Single-Season Career Highs

| | | |
|-----------|----|------------|
| Games | 16 | 2020 |
| Sacks | -- | -- |
| Sack Yds. | -- | -- |
| TFL | 2 | 2019 |
| Tackles | 31 | 2020 |
| INT | 1 | 2019 |
| PD | 2 | 2019, 2020 |
| FF | -- | -- |
| FR | -- | -- |
| QBH | -- | -- |

Single-Game Career Highs

| | | |
|-----------|----|-------------------------------|
| Sacks | -- | -- |
| Sack Yds. | -- | -- |
| TFL | 1 | 2x, last Nov. 3, 2019 at BUF |
| Tackles | 8 | Sept. 13, 2020 vs. PHI |
| INT | 1 | Oct. 20, 2019 vs. SF |
| PD | 1 | 4x, last Oct. 4, 2020 vs. BAL |
| FF | -- | -- |
| FR | -- | -- |
| QBH | -- | -- |

Transactions

| Date | From Team | To Team | Description |
|------------|------------|------------|--|
| 05/10/2018 | Washington | Washington | signed/draft choice (Four-year contract) |

W

DAVID BADA

Defensive End

64

6-4

293

2nd Season

Year-by-Year



April 24, 1995 [26]



Munich, Germany



FA - '20

Before The NFL

Before joining Washington, Bada played for the Schwäbisch Hall Unicorns of the German Football League. As a defensive end, he helped lead the team to a German title in 2018 and again back to the final in 2019.

Before joining the Unicorns, BAda played for the In-golstadt Dukes, also in the GFL.

He started his career with his hometown Munich Cowboys in the GFL in 2014.



Player Pathway

Bada competed for an NFL roster spot in 2019 through the NFL's International Player Pathway Program.

Instituted in 2017, the program aims to provide elite international athletes the opportunity to compete at the NFL level, improve their skills, and ultimately earn a spot on an NFL roster.

"Since its creation in 2017, this program has been a part of the league's continuous efforts to strengthen the pipeline of international players in the NFL," said Damani Leech, NFL Chief Operating Officer of International. "We look forward to providing athletes from around the world with the opportunity to showcase their skills as we continue to grow the game globally."



@davidbada8



@davidbada8

David Bada

[illegible]

W

PEYTON BARBER

Running Back

25

5-11

225

6th Season

Year-by-Year



February 27, 1994 [27]



Alpharetta, Ga.



Auburn University



UFA (TB)-'20

Career Highlights

Has appeared in the most consecutive contests [78] among all active running backs.

Recorded two touchdowns in debut for Washington, rushing for 29 yards on 17 carries against the Eagles. It was the third time in Barber's career that he registered multiple rushing touchdowns in a single game.

Led the Buccaneers in rushing and had the third-most yards by an undrafted player in a season in team history in 2018.



2020 [WAS]

Week 1 vs. PHI - Recorded two touchdowns in debut for Washington, rushing for 29 yards on 17 carries.

Week 2 at ARI - Sole carry of the game was a one yard rush to convert the team's only fourth down.

Week 3 at CLE - Ran for six yards on three carries.

Week 4 vs. BAL - Ran for five yards on three attempts.

Week 5 vs. LAR - Saw action on offense.

Week 6 at NYG - Rushed for six yards on four carries.

Week 7 vs. DAL - Tallied 34 yards on 10 carries in win.

Week 9 vs. NYG - Appeared on offense.

Week 10 at DET - Compiled seven yards on two rushes and a seven-yard reception.

Week 11 vs. CIN - Rushed for 28 yards on eight attempts in win.

Week 12 at DAL - Ran for a season-high 57 yards on 11 carries in win.

Week 13 at PIT - Logged a team-leading 23 yards on 14 carries and his third touchdown of the season in win.

Week 14 at SF - Rushed 12 times for 37 yards in win.

Week 15 vs. SEA - Rushed four times for five yards and a touchdown.

Week 16 vs. CAR - Had a 10-yard rush.

Week 17 at PHI - Rushed four times for 10 yards in win.

2019 [TB]

Appeared in 16 games with seven starts. Rushed 154 times for 470 yards and six touchdowns. Had 16 receptions for 115 yards and a touchdown.

2018 [TB]

Started all 16 games. Rushed 234 times for 871 yards and five touchdowns. Had 20 receptions for 92 yards and a touchdown. Led the team in rushing and had the third-most yards by an undrafted player in a season in team history. His five rushing touchdowns are also the most on the team and tie for the third most in a season by an undrafted Buccaneers player.

2017 [TB]

Appeared in 16 games making four starts. Rushed 108 times for 423 yards and three touchdowns. Had 16 receptions for 114 yards.

2016 [TB]

On the season, rushed 55 times for 223 yards with one touchdown, adding five catches for 28 yards... Made

Personal

High School - Attended Milton High School in Alpharetta, Ga.

Highlights - Ranked as the No. 48 prospect and No. 32 running back in the state of Georgia by 247Sports. Majored in interdisciplinary studies.

Family - Son of Ken and Lori Barber.



@Pb25Peyton



@pbarber25

Peyton Barber

Career Rushing/Receiving Stats

| Year | Team | G | GS | Att | Yds | Avg | Lg | TD | Rec | Yds | Avg | Lg | TD | Scrim | Fumble |
|------|------|----|----|-----|-----|-----|-----|----|-----|-----|-----|----|----|-------|--------|
| 2016 | TB | 15 | 1 | 55 | 223 | 4.1 | 44t | 1 | 5 | 28 | 5.6 | 11 | 0 | 251 | 0 |
| 2017 | TB | 16 | 4 | 108 | 423 | 3.9 | 34 | 3 | 16 | 114 | 7.1 | 34 | 0 | 537 | 2 |
| 2018 | TB | 16 | 16 | 234 | 871 | 3.7 | 28 | 5 | 20 | 92 | 4.6 | 10 | 1 | 963 | 1 |
| 2019 | TB | 16 | 7 | 154 | 470 | 3.1 | 17 | 6 | 16 | 115 | 7.2 | 16 | 1 | 585 | 1 |
| 2020 | WAS | 16 | 2 | 94 | 258 | 2.7 | 15 | 4 | 4 | 12 | 3.0 | 7 | 0 | 270 | 0 |

Career Totals

| | | | | | | | | | | | | | | |
|---------------|-----------|-----------|------------|-------------|------------|------------|-----------|-----------|------------|------------|-----------|----------|-------------|----------|
| Totals | 79 | 30 | 645 | 2245 | 3.5 | 44t | 19 | 61 | 361 | 5.9 | 34 | 2 | 2606 | 4 |
|---------------|-----------|-----------|------------|-------------|------------|------------|-----------|-----------|------------|------------|-----------|----------|-------------|----------|

| Postseason | | | | | | | | | | | | | | | |
|---------------|----------|----------|----------|----------|----------|----------|----------|----------|----------|----------|----------|----------|----------|----------|----------|
| 2020 | WAS | 1 | 0 | 0 | 0 | 0 | 0 | 0 | 0 | 0 | 0 | 0 | 0 | 0 | 0 |
| Totals | 1 | 0 | 0 | 0 | 0 | 0 | 0 | 0 | 0 | 0 | 0 | 0 | 0 | 0 | 0 |

Single-Season Career Highs

| | | |
|------------------|-----|------------------|
| Games | 16 | 2017, 18, 19, 20 |
| Attempts | 234 | 2018 |
| Yards | 871 | 2018 |
| Long | 44t | 2016 |
| TD | 6 | 2019 |
| Rec | 20 | 2018 |
| Yds. | 114 | 2017 |
| Long | 34 | 2017 |
| TD | 1 | 2018, 2019 |
| Scrim Yd. | 963 | 2018 |

Single-Game Career Highs

| | | |
|------------------|-----|---------------------------------|
| Attempts | 23 | 2x, last Sept. 12, 2019 at CAR |
| Yards | 106 | Nov. 18, 2018 at NYG |
| Long | 44t | Oct. 23, 2016 at SF |
| TD | 2 | 3x, last Sept. 13, 2020 vs. PHI |
| Rec | 4 | 3x, last Oct. 14, 2018 at ATL |
| Yds. | 41 | Dec. 3, 2017 at GB |
| Long | 34 | Dec. 3, 2017 at GB |
| TD | 1 | 2x, last Nov. 17, 2019 vs. NO |
| Scrim Yd. | 143 | Dec. 3, 2017 at GB |

Transactions

| Date | From Team | To Team | Description |
|------------|-----------|------------|---------------------------------------|
| 03/24/2020 | Tampa Bay | Washington | signed/unrest FA (Two-year contract |
| 03/15/2019 | Tampa Bay | Tampa Bay | re-signed/rest FA (One-year contract) |
| 03/19/2018 | Tampa Bay | Tampa Bay | re-signed/excl. FA (One-year tender) |
| 09/03/2016 | Tampa Bay | Tampa Bay | cut |
| 05/02/2016 | Tampa Bay | Tampa Bay | signed |



JOHN BATES

Tight End

87

6-6

256

1st Season



November 6, 1997 [23]



Nyssa, Ore.



Boise State



2021 4th Round [124]

College

Played in 46 games and recorded 47 receptions for 579 yards and two scores.



Personal

High School - Nyssa High School in Ore.

Highlights - Two-time Oregon 5A selection, named to the first team as a senior and to the second team as a junior. Named to Oregon 3A Second Team as a sophomore. Named to The Oregonian's All-State Second Team as a senior.

Year-by-Year

2021 [WAS]

Was selected in the fourth round (No. 124 overall) of the 2021 NFL Draft.

Was the 497th selection made by Washington in the Common Draft era (since 1967) and the 49th fourth-round selection in the time frame. He is the 54th fourth-round selection by Washington all-time since the institution of the draft in 1936.

Was the fourth Boise State player selected by Washington in franchise history and first since 2011.

Was the first offensive player selected by Washington from Boise State in franchise history.

Bates was the third tight end selected by Washington in the fourth round and first since 1994.

Bates was the eighth player selected by Washington out of the Mountain West Conference in franchise history.



@jjohnbates



@jjohnbates

John Bates

Career Rushing/Receiving Stats

| Year | Team | G | GS | Att | Yds | Avg | Lg | TD | Rec | Yds | Avg | Lg | TD | Scrim | Fumble |
|---------------|------|---|----|-----|-----|-----|----|----|-----|-----|-----|----|----|-------|--------|
| 2021 | WAS | - | - | - | - | - | - | - | - | - | - | - | - | - | - |
| Career Totals | | | | | | | | | | | | | | | |
| Totals | | - | - | - | - | - | - | - | - | - | - | - | - | - | - |

Transactions

| Date | From Team | To Team | Description |
|----------|------------|------------|--|
| 05/14/21 | Washington | Washington | signed/draft choice (Four-year contract) |



BEAU BENZSCHAWEL

Guard

63

6-6

300

3rd Season

Year-by-Year



September 10, 1995 (25)



Grafton, Wis.



University of Wisconsin



W (HOU) - '21

College

Played in 49 games and made 49 consecutive starts, including 43 straight at right guard from 2015-18.

Part of senior class that went 42-12 (.778), including a 27-8 (.771) mark in Big Ten play and a 4-0 record in bowl games.

2018 Season: Earned fourth letter, starting all 13 games at right guard ... key to rushing attack that led the Big Ten and ranked No. 6 nationally, averaging 273.4 yards per game ... helped Badgers average 6.2 yards per rushing attempt, the fourth-best mark nationally ... blocked for Doak Walker Award winner and unanimous first-team All-American Jonathan Taylor, who rushed for 2,194 yards to lead the nation in rushing

2017 Season: Earned third letter, starting all 14 games at right guard ... helped pave the way for Doak Walker Award finalist Jonathan Taylor, who set FBS freshman rushing record with 1,977 yards ... unit allowed just 1.5 sacks per game to lead the Big Ten ... Badgers finished season ranked second in Big Ten in rushing offense (222.9 yards per game) and third in total offense (415.0 ypg)

2016 Season: Earned second letter, starting all 14 games at right guard ... part of offensive line that helped Badgers rush for 203.1 yards per game

2015 Season: Earned first letter, playing in 8 games ... started final 8 games of the season, with 6 starts at right tackle and 2 starts at right guard ... missed first 5 games of season after sustaining injury during first week of training camp ... proved to be stabilizing force for offensive line that used 8 different starting combinations due to injury ... helped Badgers rush for season-high 257 yards and 4 touchdowns in first game as starter at right guard at Minnesota on Nov. 28

2014 Season: Redshirt season



Personal

High School - Grafton in Wisconsin

Highlights - First-team all-state by Associated Press and Wisconsin Football Coaches Association as a senior. Also an All-North Shore Conference and all-region pick at both defensive end and tight end

Family - Son of Scott and Barcie Benzschawel Has a brother, Luke.



@BeauBench



@beau_bench

Beau Benzschawel

Career Offensive Line Stats

| Year | Team | G | GS | Pen | Pen Yds | False Start | Holding | Sacks Allwd | Sack Yds |
|---------------|------|---|----|-----|---------|-------------|---------|-------------|----------|
| 2019 | DET | 2 | 0 | 0 | 0 | 0 | 0 | 0 | 0 |
| 2020 | HOU | 1 | 0 | 0 | 0 | 0 | 0 | 0 | 0 |
| Career Totals | | | | | | | | | |
| Totals | | 3 | 0 | 0 | 0 | 0 | 0 | 0 | 0 |

Transactions

| Date | From Team | To Team | Description |
|------------|-----------|------------|----------------------|
| 04/13/2021 | Houston | Washington | acquired from waiver |
| 04/12/2021 | Houston | Houston | cut |
| 01/04/2021 | Houston | Houston | signed |
| 09/05/2020 | Detroit | Detroit | cut |
| 05/10/2019 | Detroit | Detroit | signed |

W

JON BOSTIC

Linebacker

53

6-1

245

9th Season



May 5, 1991 (30)



Wellington, Fla.



University of Florida



FA - '19

Career Highlights

Logged a single-season career-high and team-leading 118 tackles (61 solo), 3.0 sacks for 19.0 yards, an interception, three passes defended, six quarterback hits and six tackles for loss in 2020.

Became the first Washington linebacker to tally at least 3.0 sacks, an interception and three passes defended in a season since Preston Smith in 2018 when he did so in 2019.

Tallied seven tackles, one pass defended and his first fumble recovery since 2017 in his career-postseason debut.

Joined Marcus Washington (2006) as the only two linebackers in Washington history to record a playoff game with a pass defended and a fumble recovery.

Recorded an interception in back-to-back seasons for the first time in his career. He became the first Washington linebacker to do so since Preston Smith in the 2017-18 seasons.

Posted six tackles for loss and an interception, becoming only the ninth linebacker to do so in a season, including teammate Cole Holcomb. It marks the first time two Washington linebackers did so in the same season.

College

Played collegiately at Florida, where he recorded 237 total tackles (155 solo), 19 tackles for loss, 7.5 sacks, seven passes defended, five interceptions and two forced fumbles in 51 games (32 starts).

Started all 13 games for a second consecutive season during his senior year in 2012.

Personal

High School - Palm Beach Central H.S. in Wellington, Fla.

Highlights - During his senior season, Bostic ran for 458 yards on 75 rush attempts with six touchdowns... Tallied over 100 tackles in his junior season.

Family - His father, Jon Bostic, was a defensive back for the Detroit Lions (1985-87), playing in 29 games.

Year-by-Year

2020 (WAS)

Week 1 vs. PHI - Started at middle linebacker, notching a team-high eight tackles (five solo), 1.0 sacks for nine yards and three quarterback hits in win.

Week 2 at ARI - Started, tallying seven tackles (five solo) and a sack for seven yards, recording a sack in consecutive weeks for the first time in his career.

Week 3 at CLE - Started, notching a team-leading nine tackles (five solo) and a tackle for loss.

Week 4 vs. BAL - Started, notching a team-leading and season-high 14 tackles (six solo).

Week 5 vs. LAR - Started vs. LAR (10/11), making five tackles (two solo).

Week 6 at NYG - Compiled four tackles (two solo).

Week 7 vs. DAL - Started and compiled six tackles (four solo) in win.

Week 9 vs. NYG - Notched seven tackles (two solo).

Week 10 at DET - Recorded seven tackles (four solo).

Week 11 at CIN - Registered three solo tackles and a tackle for loss in win.

Week 12 at DAL - Tallied seven tackles (four solo) in win.

Week 13 at PIT - Notched a team-high 10 tackles (four solo) alongside his first interception of the season to seal a win.

Week 14 at SF - Compiled a team-high 10 tackles (four solo) and a pass defended in win.

Week 15 vs. SEA - Notched six tackles (three solo).

Week 16 vs. CAR - Recorded eight tackles (four solo), a tackle for loss and a pass defended.

Week 17 at PHI - Led the team with eight tackles (four solo) and a three-yard sack in win.

NFC Wild Card vs. Tampa - Tallied seven tackles (four solo), a PD and a fumble recovery in his playoff debut.

2019 (WAS)

Started in all 16 games at linebacker and finished with a single-season high 105 tackles (56 solo) while adding one interception, one sack, two passes defended and three tackles for loss.

2018 (PIT)

Played in 16 games (14 starts), racking up 73 total tackles (46 solo), five tackles for loss, three passes defended and 2.5 sacks.

2017 (IND)

Played and started in all 14 games in which he was active, before being placed on the Reserve/Injured list with a right knee injury... Recorded a 97 total tackles (57 solo), six tackles for loss, three passes defended and a sack.

2016 (DET)

Spent the season on the Reserve/Injured list with a foot injury.

2015 (NE)

Started only one game in 2015, played in 11.

2014 (CHI)

Played in 13 games (eight starts), tallying 84 total tackles (58 solo), four tackles for loss and three passes defended.

2013 (CHI)

Played in all 16 games (nine starts) in his rookie season.



@JonBostic



@JonBostic1

Jon Bostic

Career Defensive/Fumble Stats

| Year | Team | G | GS | Tack | Asst | Sacks | Yds | INT | Yds | Lg | TD | PD | QBH | TFL | FF | FR |
|------|------|----|----|------|------|-------|------|-----|-----|----|----|----|-----|-----|----|----|
| 2013 | CHI | 16 | 9 | 43 | 12 | 2.0 | 9.0 | 1 | 0 | 0 | 0 | 1 | 2 | 5 | 0 | 1 |
| 2014 | CHI | 13 | 8 | 58 | 26 | 0.0 | 0.0 | 0 | 0 | 0 | 0 | 3 | 0 | 4 | 0 | 0 |
| 2015 | NE | 11 | 1 | 0 | 1 | 0.0 | 0.0 | 0 | 0 | 0 | 0 | 0 | 1 | 0 | 0 | 0 |
| 2017 | IND | 14 | 14 | 57 | 40 | 1.0 | 3.0 | 0 | 0 | 0 | 0 | 3 | 2 | 6 | 0 | 1 |
| 2018 | PIT | 16 | 14 | 46 | 27 | 2.5 | 15.5 | 0 | 0 | 0 | 0 | 3 | 4 | 5 | 0 | 0 |
| 2019 | WAS | 16 | 16 | 56 | 49 | 1.0 | 0.0 | 1 | 26 | 26 | 0 | 2 | 6 | 3 | 0 | 0 |
| 2020 | WAS | 16 | 15 | 61 | 57 | 3.0 | 19.0 | 1 | 0 | 0 | 0 | 3 | 6 | 6 | 0 | 0 |

Career Totals

| | | | | | | | | | | | | | | | | |
|---------------|--|------------|-----------|------------|------------|------------|-------------|----------|-----------|-----------|----------|-----------|-----------|-----------|----------|----------|
| Totals | | 102 | 77 | 321 | 212 | 9.5 | 46.5 | 3 | 26 | 26 | 0 | 15 | 21 | 29 | 0 | 2 |
|---------------|--|------------|-----------|------------|------------|------------|-------------|----------|-----------|-----------|----------|-----------|-----------|-----------|----------|----------|

| | | | | | | | | | | | | | | | | |
|-------------------|-----|----------|----------|----------|----------|------------|------------|----------|----------|----------|----------|----------|----------|----------|----------|----------|
| Postseason | | | | | | | | | | | | | | | | |
| 2020 | WAS | 1 | 1 | 4 | 3 | 0.0 | 0.0 | 0 | 0 | 0 | 0 | 1 | 0 | 0 | 0 | 1 |
| Totals | | 1 | 1 | 4 | 3 | 0.0 | 0.0 | 0 | 0 | 0 | 0 | 1 | 0 | 0 | 0 | 1 |

Single-Season Career Highs

| | | |
|------------------|-----|------------------|
| Games | 16 | 2013, 18, 19, 20 |
| Sacks | 3 | 2020 |
| Sack Yds. | 19 | 2020 |
| TFL | 6 | 2020 |
| Tackles | 118 | 2020 |
| INT | 1 | 2013, 2019, 2020 |
| PD | 3 | 2020 |
| FF | -- | -- |
| FR | 1 | 2013, 2017 |
| QBH | 6 | 2019, 2020 |

Single-Game Career Highs

| | | |
|------------------|----|-------------------------------|
| Sacks | 2 | Dec. 1, 2013 at MIN |
| Sack Yds. | 9 | Dec. 1, 2013 at MIN |
| TFL | 3 | Oct. 29, 2017 at CIN |
| Tackles | 14 | Oct. 4, 2020 vs. BAL |
| INT | 1 | 3x, Nov. 7, 2020 at PIT |
| PD | 2 | 3x, last Sept. 24, 2018 at TB |
| FF | -- | -- |
| FR | 1 | 2x, last Oct. 29, 2017 at CIN |
| QBH | 3 | Sept. 13, 2020 vs. PHI |

Transactions

| Date | From Team | To Team | Description |
|------------|---------------|---------------|--|
| 03/18/2020 | Washington | Washington | re-signed/unrest FA (Two-year contract) |
| 05/22/2019 | Pittsburgh | Washington | signed |
| 04/27/2019 | Pittsburgh | Pittsburgh | cut |
| 03/18/2018 | Indianapolis | Pittsburgh | signed/unrest FA (Two-year contract) |
| 04/20/2017 | Detroit | Indianapolis | signed/unrest FA |
| 05/09/2016 | New England | Detroit | traded (conditional draft pick) |
| 09/29/2015 | Chicago Bears | New England | traded (for undisclosed draft pick) |
| 05/09/2013 | Chicago Bears | Chicago Bears | signed/draft choice (Four-year contract) |

W WILLIAM BRADLEY-KING 56

Defensive End

6-4

248

1st Season

Year-by-Year



December 22, 1997 [23]



Kansas City, Mo.



Baylor



2021 7th Round [240]

College

As a senior, Bradley-King compiled 31 tackles in nine games played and led the Bears in pass breakups (four) and quarterback hurries (four).

Started all 13 games for Arkansas State in 2019. Led team with 13.5 tackles for loss, 8.5 sacks, six QB hurries and three forced fumbles ... ranked second in the Sun Belt with 8.5 sacks and fourth with 13.5 TFL.



Personal

High School - Hogan Preparatory Academy in Kansas City, Mo.

Highlights - Named to 2015 the All-Simone Team (KC Metro area award). Member of the Blue-Grey All-American Game Watch List.

2021 (WAS)

Selected in the seventh round (No. 240 overall) of the 2021 NFL Draft.

Was the 500th selection made by Washington in the Common Draft era (since 1967) and the 67th seventh-round selection in the time frame. He is the 98th seventh-round selection by Washington all-time since the institution of the draft in 1936.

Was the 11th Baylor player selected by Washington in franchise history and first since 2014.

Was the the seventh defensive end selected by Washington in the seventh round in franchise history.

The pick marked the third consecutive year that Washington has selected a defensive end in seventh round.



@willgotthesack



onlyonewill_

William Bradley-King

| Career Rushing/Receiving Stats | | | | | | | | | | | | | | | | |
|--------------------------------|------|---|----|------|------|-------|-----|-----|-----|----|----|----|-----|-----|----|----|
| Year | Team | G | GS | Tack | Asst | Sacks | Yds | INT | Yds | Lg | TD | PD | QBH | TFL | FF | FR |
| 2021 | WAS | - | - | - | - | - | - | - | - | - | - | - | - | - | - | - |
| Career Totals | | | | | | | | | | | | | | | | |
| Totals | | - | - | - | - | - | - | - | - | - | - | - | - | - | - | - |

| Transactions | | | |
|--------------|------------|------------|--|
| Date | From Team | To Team | Description |
| 05/14/21 | Washington | Washington | signed/draft choice (Four-year contract) |



DYAMI BROWN

Wide Receiver

2

6-0

185

1st Season



November 1, 1999 [21]



Charlotte, N.C.



University of North Carolina



2021 Third Round [82]

College

Brown recorded 55 receptions for 1,099 yards and eight touchdowns in 11 games with UNC in 2020.

Tied a school record with 12 receiving TDs in 2019 that also ranked tied for 12th nationally and second in the ACC.

In 2018, saw action in 10 games, starting six, at wide receiver. Caught 17 passes for 173 yards and a TD.



Personal

High School - West Mecklenburg High School

Highlights - Listed as the No. 5 player in the state of North Carolina and the No. 32 overall wide receiver by ESPN.com and a member of the ESPN300

Family - Son of Charles Brown and Tamiko Patterson

Year-by-Year

2021 [WAS]

Selected in the third round (No. 82 overall) of the 2021 NFL Draft.

Brown was the 496th selection made by Washington in the Common Draft era (since 1967) and the 39th third-round selection in that time frame. He is the 68th third-round selection by Washington all-time since the institution of the draft in 1936.

Brown was the 17th player selected out of the University of North Carolina in franchise history and the first Tar Heel selected by Washington since LB Cole Holcomb was selected in 2019.

Brown was the sixth wide receiver taken by Washington in the third round all-time and the first since the team selected Terry McLaurin in 2019. It is the fourth-consecutive year Washington has selected an offensive player in the third round.



@deuce2_



@_dyamibrown

Dyami Brown

| Career Rushing/Receiving Stats | | | | | | | | | | | | | | | | |
|--------------------------------|------|---|----|-----|-----|-----|----|----|-----|-----|-----|----|----|-------|--------|----|
| Year | Team | G | GS | Att | Yds | Avg | Lg | TD | Rec | Yds | Avg | Lg | TD | Scrim | Fumble | FR |
| 2021 | WAS | - | - | - | - | - | - | - | - | - | - | - | - | - | - | - |
| Career Totals | | | | | | | | | | | | | | | | |
| Totals | | - | - | - | - | - | - | - | - | - | - | - | - | - | - | - |

| Transactions | | | |
|--------------|------------|------------|--|
| Date | From Team | To Team | Description |
| 05/14/21 | Washington | Washington | signed/draft choice (Four-year contract) |

W

JORDAN BROWN

Cornerback

41

6-0

197

3rd Season

Year-by-Year



March 26, 1996 [25]



Omaha, Neb.



South Dakota State



FA - '20

College

In 2018, honored on multiple All-America teams and repeated as a first-team all-Missouri Valley Football Conference selection. Led team with 12 pass breakups, while ranking second on the team with three interceptions. Recorded 29 total tackles (22 solo).

In 2017, led team with nine pass breakups and three forced fumbles en route to earning all-Missouri Valley Football Conference recognition.

Ranked second on team in both interceptions (3) and tackles (72) while starting all 14 games.



Personal

High School - Paradise Valley High School.

Highlights - Tallied 159 receptions for 2,277 yards and 26 touchdowns over three seasons

Earned first-team all-section and second-team all-state honors as a junior.



N/A



N/A

| Career Defensive/Fumble Stats | | | | | | | | | | | | | | | | |
|-------------------------------|------|---|----|------|------|-------|-----|-----|-----|----|----|----|-----|-----|----|----|
| Year | Team | G | GS | Tack | Asst | Sacks | Yds | INT | Yds | Lg | TD | PD | QBH | TFL | FF | FR |
| 2021 | WAS | - | - | - | - | - | - | - | - | - | - | - | - | - | - | - |
| Career Totals | | | | | | | | | | | | | | | | |
| Totals | | - | - | - | - | - | - | - | - | - | - | - | - | - | - | - |

| Transactions | | | |
|--------------|----------------------|----------------------|--|
| Date | From Team | To Team | Description |
| 01/11/2021 | Washington | Washington | signed |
| 11/02/2020 | Las Vegas Raiders | Washington | pract. squad add |
| 12/30/2019 | Oakland Raiders | Oakland Raiders | signed |
| 12/04/2019 | Jacksonville Jaguars | Oakland Raiders | pract. squad add |
| 10/30/2019 | Cincinnati Bengals | Jacksonville Jaguars | pract. squad add |
| 08/31/2019 | Cincinnati Bengals | Cincinnati Bengals | cut |
| 05/10/2019 | Cincinnati Bengals | Cincinnati Bengals | signed/draft choice (Four-year contract) |

W

TONY BROWN

Wide Receiver

12

6-1

195

1st Season

Year-by-Year



August 8, 1997 (23)



La Miranda, Calif.



University of Colorado



FA - '20

Career Highlights

Had 56 receptions for 707 yards and five touchdowns at Colorado in 2019.

In four collegiate seasons, Brown recorded 115 receptions for 1,418 yards and seven touchdowns between Texas Tech and Colorado.



2020 (WAS)

Made his NFL debut in a 25-3 victory vs. DAL.

Personal

High School - La Mirada High School, Calif.



@N/A



@N/A

Tony Brown

| Career Rushing/Receiving Stats | | | | | | | | | | | | | | | |
|--------------------------------|------|---|----|-----|-----|-----|----|----|-----|-----|-----|----|----|-------|--------|
| Year | Team | G | GS | Att | Yds | Avg | Lg | TD | Rec | Yds | Avg | Lg | TD | Scrim | Fumble |
| 2020 | WAS | 1 | 0 | 0 | 0 | 0 | 0 | 0 | 0 | 0 | 0 | 0 | 0 | 0 | 0 |
| Career Totals | | | | | | | | | | | | | | | |
| Totals | | 1 | 0 | 0 | 0 | 0 | 0 | 0 | 0 | 0 | 0 | 0 | 0 | 0 | 0 |

| Transactions | | | |
|--------------|-----------------|-----------------|----------------------|
| Date | From Team | To Team | Description |
| 01/11/2021 | Washington | Washington | signed |
| 11/11/2020 | Washington | Washington | pract. squad add |
| 11/09/2020 | Washington | Washington | cut |
| 08/31/2020 | New York Giants | Washington | signed |
| 08/27/2020 | New York Giants | New York Giants | cut |
| 08/01/2020 | Cleveland | New York Giants | acquired from waiver |
| 07/31/2020 | Cleveland | Cleveland | cut |
| 05/05/2020 | Cleveland | Cleveland | signed |

W

DeANDRE CARTER

Wide Receiver

16

5-8

190

4th Season

Year-by-Year



April 10, 1993 (28)



San Jose, Calif.



Sacramento State



FA - '21

College

Played four seasons (2011-14) at California State University, Sacramento.

Caught 207 passes for 2,760 yards (13.3 avg.) and 35 touchdowns in 41 career games for the Hornets.

Returned 18 career kickoffs for 426 yards (23.7 avg.) and 10 punts for 125 yards (12.5 avg.) and one touchdown.

Earned All-America honors from the Associated Press and the FCS Athletic Directors Association as a senior in 2014.

Named the only unanimous first-team all-Big Sky selection in 2014.

Served as team captain as a senior.

Led the FCS with 99 receptions for 1,321 yards (13.3 avg.) and 17 touchdowns in 2014.

Earned FCS and Big Sky Player of the Week honors after recording a program-record 16 receptions for 273 yards and four touchdowns vs. Southern Utah.

Scored multiple touchdowns in six games as a senior.

Tallied 64 receptions for 934 yards (14.6 avg.) and 14 touchdowns as a junior in 2013.

Earned first-team all-Big Sky honors as a junior.



2020 (WAS)

2019 (HOU)

Played in all 16 games (three starts) for the first time in his career, serving as a wide receiver and the primary punt and kick returner.

Finished with 14 kickoff returns for 308 yards (22.0 avg.) and 22 punt returns for 214 yards (9.7 avg.). Added 11 receptions for 162 yards for a single-season career-high 14.7 yards per catch.

2018 (HOU)

Recorded 20 receptions for 195 yards (9.8 avg.), returned 16 punts for 146 yards (9.1 avg.) and returned nine kicks for 221 yards (24.6 avg.) in seven regular season games with Houston after being claimed off waivers by the Texans prior to Week 10.

2017 (SF)

Participated in the offseason and preseason with the 49ers. Spent the entirety of the 2017 season on the 49ers practice squad.

2016 (NE)

Spent the offseason and preseason with the Patriots.

2015 (OAK/NE)

Spent the offseason and preseason with the Ravens. Signed to the Raiders practice squad prior to Week 2. Spent Weeks 2-12 on the Raiders practice squad. Signed to the Patriots practice squad and spent the final four weeks of the regular season and both post-season contests on the practice squad.

Personal

High School - Attended Washington High School in Fremont, Calif.

Highlights - Named third-team all-state, first-team all-East Bay and the Mission Valley Athletic League Offensive Player of the Year as a senior in 2010.



@DCarter_2



@N/A

DeAndre Carter

Career Rushing/Receiving Stats

| Year | Team | G | GS | Att | Yds | Avg | Lg | TD | Rec | Yds | Avg | Lg | TD | Scrim | Fumble |
|---------------|---------|----|----|-----|-----|-----|----|----|-----|-----|------|----|----|-------|--------|
| 2018 | PHI/HOU | 14 | 4 | 1 | 7 | 7.0 | 7 | 0 | 22 | 216 | 9.8 | 50 | 0 | 223 | 1 |
| 2019 | HOU | 16 | 3 | 0 | 0 | 0 | 0 | 0 | 11 | 162 | 14.7 | 46 | 0 | 162 | 0 |
| 2020 | HOU/CHI | 13 | 0 | 0 | 0 | 0 | 0 | 0 | 1 | 8 | 8.0 | 8 | 0 | 8 | 1 |
| Career Totals | | | | | | | | | | | | | | | |
| Totals | | 43 | 7 | 1 | 7 | 7.0 | 7 | 0 | 34 | 386 | 11.4 | 50 | 0 | 393 | 2 |
| Postseason | | | | | | | | | | | | | | | |
| 2018 | HOU | 1 | 0 | 0 | 0 | 0 | 0 | 0 | 0 | 0 | 0 | 0 | 0 | 0 | 0 |
| 2019 | HOU | 2 | 1 | 0 | 0 | 0 | 0 | 0 | 2 | 22 | 11.0 | 17 | 0 | 22 | 0 |
| 2020 | CHI | 1 | 0 | 1 | 3 | 3.0 | 3 | 0 | 3 | 17 | 5.7 | 8 | 0 | 20 | 0 |
| Totals | | 1 | 1 | 0 | 0 | 0 | 0 | 0 | 6 | 75 | 12.5 | 18 | 0 | 75 | 0 |

Career Returning Stats

| Year | Team | PR | FC | Yds | Avg | Lg | TD | KR | FC | Yds | Avg | Lg | TD | Fumble |
|------------|---------|----|----|-----|------|----|----|----|----|-----|------|----|----|--------|
| 2018 | PHI/HOU | 26 | 8 | 249 | 9.6 | 42 | 0 | 19 | 0 | 425 | 22.4 | 30 | 0 | 4 |
| 2019 | HOU | 22 | 18 | 214 | 9.7 | 23 | 0 | 14 | 0 | 308 | 22.0 | 31 | 0 | 2 |
| 2020 | HOU/CHI | 15 | 11 | 126 | 8.4 | 19 | 0 | 12 | 0 | 250 | 20.8 | 29 | 0 | 2 |
| Totals | | 63 | 37 | 589 | 9.3 | 42 | 0 | 45 | 0 | 983 | 21.8 | 31 | 0 | 8 |
| Postseason | | | | | | | | | | | | | | |
| 2018 | HOU | 0 | 2 | 0 | - | - | 0 | 1 | 0 | 26 | 26.0 | 26 | 0 | 0 |
| 2019 | HOU | 2 | 2 | 22 | 11.0 | 11 | 0 | 3 | 0 | 60 | 20.0 | 26 | 0 | 1 |
| 2020 | CHI | 0 | 3 | 0 | - | - | 0 | 0 | 0 | 0 | - | - | 0 | 0 |
| Totals | | 2 | 7 | 22 | 11.0 | 11 | 0 | 4 | 0 | 86 | 21.5 | 26 | 0 | 1 |

Single-Season Career Highs

| | | |
|-----------|-----|------|
| Games | 16 | 2019 |
| Attempts | 1 | 2018 |
| Yards | 7 | 2018 |
| Long | 7 | 2018 |
| TD | -- | -- |
| Rec | 22 | 2018 |
| Yds. | 216 | 2018 |
| Long | 50 | 2018 |
| TD | -- | -- |
| Scrim Yd. | 223 | 2018 |

Single-Game Career Highs

| | | |
|-----------|----|-----------------------|
| Attempts | 1 | Dec. 15, 2018 at NYJ |
| Yards | 7 | Dec. 15, 2018 at NYJ |
| Long | 7 | Dec. 15, 2018 at NYJ |
| TD | -- | -- |
| Rec | 6 | Dec. 2, 2018 vs. CLE |
| Yds. | 65 | Dec. 29, 2019 vs. TEN |
| Long | 50 | Dec. 15, 2018 at NYJ |
| TD | -- | -- |
| Scrim Yd. | 65 | Dec. 29, 2019 vs. TEN |

DeAndre Carter

| Transactions | | | |
|--------------|------------------|----------------------|--|
| Date | From Team | To Team | Description |
| 04/01/2021 | Chicago | Washington | signed/unrest FA (One-year contract) |
| 11/18/2020 | Houston | Chicago | acquired from waiver |
| 11/17/2020 | Houston | Houston | cut |
| 03/11/2020 | Houston | Houston | re-signed/excl. FA (One-year contract) |
| 03/11/2019 | Houston | Houston | re-signed (One-year contract) |
| 11/07/2018 | Philadelphia | Houston | acquired from waiver |
| 11/06/2018 | Philadelphia | Philadelphia | cut |
| 07/28/2018 | San Francisco | Philadelphia | signed |
| 05/15/2018 | San Francisco | San Francisco | cut |
| 01/02/2018 | San Francisco | San Francisco | signed |
| 02/24/2017 | New England | San Francisco | signed (Two-year contract) |
| 09/03/2016 | New England | New England | cut |
| 01/25/2016 | New England | New England | signed |
| 12/15/2015 | Oakland Raiders | New England Patriots | pract. squad add |
| 09/16/2015 | Baltimore Ravens | Oakland Raiders | pract. squad add |
| 08/31/2015 | Baltimore Ravens | Baltimore Ravens | cut |
| 05/08/2015 | Baltimore Ravens | Baltimore Ravens | signed |



SAAHDIQ CHARLES

Tackle

77

6-4

322

2nd Season

Year-by-Year



July 26, 1999 (21)



Jackson, Miss.

LSU Louisiana State University

W 2020 4th Round (108)

College

Appeared in 32 games (28 starts) at LSU from 2017-19, where he saw most of his action at left tackle, but also saw time at right tackle and right guard.

Started 26 times at left tackle and once at right tackle and right guard.

Played a total of 2,102 offensive snaps.

Helped pave the way for LSU running backs going over the 1,000-yard mark all three of his seasons.

In 2019, was a key component of offense line that helped pave the way for LSU's record-setting offense.

Contributed to the success of Heisman Trophy quarterback Joe Burrow and 1,400-yard rusher Clyde Edwards-Helaire.

Part of an LSU offensive line that was named the winner of the 2019 Joe Moore Award, which is presented annually to the top offensive line in college football.

In 2017, made an immediate impact, starting nine games as a true freshman.

Earned a spot on the Freshman All-SEC team.



2020 (WAS)

Inactive in Weeks 1-5... Started at left guard in his first appearance for Washington before exiting the game with injury at NYG [10/18]...Placed on Injured/Reserve on October 24, 2020.

Personal

High School - Attended Madison-Ridgeland Academy in Madison, Miss.

Highlights - as considered one of the top players in the state of Mississippi as a senior in 2016.

Four-star recruit according to Rivals and Scout.



@saahdiq



@77saahdiq

Saahdiq Charles

| Career Offensive Line Stats | | | | | | | | | |
|-----------------------------|------|---|----|-----|---------|-------------|---------|-------------|----------|
| Year | Team | G | GS | Pen | Pen Yds | False Start | Holding | Sacks Allwd | Sack Yds |
| 2020 | WAS | 1 | 1 | 0 | 0 | 0 | 0 | 0 | 0 |
| Career Totals | | | | | | | | | |
| Totals | | 1 | 1 | 0 | 0 | 0 | 0 | 0 | 0 |

| Transactions | | | |
|--------------|------------|------------|--|
| Date | From Team | To Team | Description |
| 07/23/20 | Washington | Washington | signed/draft choice (Four-year contract) |

W CAMARON CHEESEMAN 54

Long Snapper

6-4

230

1st Season



April 26, 1998 [23]



New Albany, Ohio



University of Michigan



2021 Sixth Round [225]

College

Was a three-year letterman (2017-18-19) and Appeared in 39 games in his career.

Was a Big Ten Distinguished Scholar in 2019 and a two-time Academic All-Big Ten honoree (2018-2019).



Personal

High School - Gahanna Lincoln High School

Highlights - ESPN two-star prospect, No. 10 long snapper nationally.

Year-by-Year

2021 (WAS)

Selected in the sixth round (No. 225 overall) of the 2021 NFL Draft.

Was the 499th selection made by Washington in the Common Draft era (since 1967) and the 58th sixth-round selection in that time frame. He is the 85th sixth-round selection by Washington all-time since the institution of the draft in 1936.

Was the 18th Michigan player selected by Washington in franchise history.

Was the second Michigan player selected by Washington in the sixth round in franchise history.

Has appeared in 39 career games, starting every contest as Michigan's long snapper.

Was a three-year letterman and two-time Academic All-Big Ten selection (2018-19).



@camcheese33



@camcheese33

Camaron Cheesman

| Transactions | | | |
|--------------|------------|------------|--|
| Date | From Team | To Team | Description |
| 05/14/21 | Washington | Washington | signed/draft choice (Four-year contract) |

W

LANDON COLLINS

Safety

26

6-0 218 7th Season



January 10, 1994 [27]



New Orleans, La.



University of Alabama



UFA-NYG-'19

Career Highlights

Has been named to the Pro Bowl three times. Was named to the 2016 All-Pro Team.

Became the first Giants defensive back to be chosen for two Pro Bowls since safety Antrel Rolle (2010, 2013), and the first to be selected in consecutive years since Mark Haynes went to three in a row from 1982-84.

In 2016, became the first NFL safety with over 100 tackles, at least five interceptions and at least 3.0 sacks since Rodney Harrison, then with San Diego Chargers, in 2000.

Was the only NFL player in 2016 with at least five interceptions and at least 4.0 sacks.

Named NFC Defensive Player of the Week for his performances in Week 7 of the 2016 season against the LAR in London with two interceptions, including one returned for a touchdown, and eight solo tackles, and in Week 9 vs. PHI with 12 tackles and an interception...

Named NFC Defensive Player of the Week in consecutive games, the first NYG player to do so and the first player in the NFL to achieve the feat since Charles Tillman in 2012, and the first safety since Troy Polamalu in 2010.

Was the only NFL player to lead his team in tackles, sacks and interceptions. Became the first Giants player with an interception and a sack in the same game since defensive end since Kerry Wynn in 2014.

College

Played collegiately at Alabama from 2012-15, where he appeared in 41 games with 23 starts.

Compiled 190 career tackles (120 solo), 8.5 stops for losses of 22 yards, 4 fumble recoveries, 5 interceptions for 103 return yards, 13 yards on a blocked punt return and 55 yards on three kickoff returns.

Also deflected 13 passes and forced three fumbles.



Personal

High School - Dutchdown H.S. in Geismar, La.

Highlights - was a first-team All-America defensive back... Rushed for 1,218 yards and 21 touchdowns on just 87 carries (14.0-yard avg.) his senior season with 34 tackles and four interceptions, returning two for scores in the defensive backfield.

Family - Son of April Justin and Thomas Collins

Year-by-Year

2020 (WAS)

Week 1 vs. PHI - Started in win, tallying five tackles [four solo] alongside two tackles for loss.

Week 2 at ARI - Started and registered five solo tackles, a sack, a pass defended and his first interception for Washington.

Week 3 at CLE - Started, recording four tackles [two solo].

Week 4 vs. BAL - Started and notched eight tackles [four solo].

Week 5 vs. LAR - Started, notching a team-leading and season-high 10 tackles [four solo] alongside a tackle for loss.

Week 6 at NYG - Started and tallied five tackles [three solo].

Week 7 vs. DAL - Started and notched four tackles [two solo], a sack of 16 yards and a forced fumble for his first-career strip sack before leaving the game with an Achilles injury in win.

Was placed on season-ending IR.

2019 (WAS)

Started in all 15 games he appeared and finished the season with 117 tackles (78 solo), one sack, four passes defended, nine tackles for loss and two forced fumbles.

2018 (NYG)

Played in 12 games, starting in all for the fourth straight season. Recorded 96 tackles (67 solo), 5.0 tackles for loss with one forced fumble, four passes defended and two quarterback hurries en route to his third-straight Pro Bowl selection.

2017 (NYG)

Started each of the first 15 games. Chosen as a starter on the NFC Pro Bowl team as the sole Giants player elected. Fractured his forearm at Arizona (12/24), and was placed on injured reserve two days later. Led the Giants in tackles for the third consecutive season with 99 tackles (74 solo).

2016 (NYG)

Started all 16 games and the NFC Wild Card game. Led the team in tackles for a consecutive season with 125 (100 solo), the most by a safety in Giants history. Also had five interceptions, 4.0 sacks and 13 passes defended.

2015 (NYG)

Started all 16 games at free safety as a rookie, the team's first defensive rookie to start every game since tackle Barry Cofield in 2006.



@TheHumble_21



@thehumble_21

Landon Collins

Career Defensive/Fumble Stats

| Year | Team | G | GS | Tack | Asst | Sacks | Yds | INT | Yds | Lg | TD | PD | QBH | TFL | FF | FR |
|------|------|----|----|------|------|-------|------|-----|-----|-----|----|----|-----|-----|----|----|
| 2015 | NYG | 16 | 16 | 80 | 28 | 0.0 | 0.0 | 1 | 0 | 0 | 0 | 9 | 1 | 5 | 1 | 0 |
| 2016 | NYG | 16 | 16 | 100 | 25 | 4.0 | 39.0 | 5 | 72 | 44t | 1 | 13 | 5 | 9 | 0 | 1 |
| 2017 | NYG | 15 | 15 | 74 | 25 | 0.0 | 0.0 | 2 | 21 | 21 | 0 | 6 | 2 | 3 | 1 | 2 |
| 2018 | NYG | 12 | 12 | 67 | 29 | 0.0 | 0.0 | 0 | 0 | 0 | 0 | 4 | 2 | 5 | 1 | 0 |
| 2019 | WAS | 15 | 15 | 78 | 39 | 1.0 | 9.0 | 0 | 0 | 0 | 0 | 4 | 3 | 9 | 2 | 0 |
| 2020 | WAS | 7 | 7 | 24 | 17 | 2.0 | 16.0 | 1 | 1 | 1 | 0 | 1 | 1 | 3 | 1 | 0 |

Career Totals

| | | | | | | | | | | | | | | | |
|---------------|-----------|-----------|------------|------------|------------|-------------|----------|-----------|------------|----------|-----------|-----------|-----------|----------|----------|
| Totals | 81 | 81 | 423 | 163 | 7.0 | 64.0 | 9 | 94 | 44t | 1 | 37 | 14 | 34 | 6 | 3 |
|---------------|-----------|-----------|------------|------------|------------|-------------|----------|-----------|------------|----------|-----------|-----------|-----------|----------|----------|

Postseason

| | | | | | | | | | | | | | | | | |
|---------------|----------|----------|----------|----------|------------|------------|----------|----------|----------|----------|----------|----------|----------|----------|----------|----------|
| 2016 | NYG | 1 | 1 | 6 | 3 | 1.0 | 0.0 | 0 | 0 | 0 | 0 | 2 | 0 | 0 | 0 | 0 |
| Totals | 1 | 1 | 6 | 3 | 1.0 | 0.0 | 0 | 0 | 0 | 0 | 0 | 2 | 0 | 0 | 0 | 0 |

Single-Season Career Highs

| | | |
|------------------|-----|------------|
| Games | 16 | 2015, 2016 |
| Sacks | 4 | 2016 |
| Sack Yds. | 39 | 2016 |
| TFL | 9 | 2016, 2019 |
| Tackles | 125 | 2016 |
| INT | 5 | 2016 |
| PD | 13 | 2016 |
| FF | 2 | 2019 |
| FR | 2 | 2017 |
| QBH | 5 | 2016 |

Single-Game Career Highs

| | | |
|------------------|----|---------------------------------|
| Sacks | 1 | 7x, last Oct. 25, 2020 vs. DAL |
| Sack Yds. | 16 | Oct. 25, 2020 vs. DAL |
| TFL | 2 | 7x, last Sept. 13, 2020 vs. PHI |
| Tackles | 14 | Nov. 23, 2017 at WAS |
| INT | 2 | Oct. 23, 2016 vs. LAR |
| PD | 3 | 2x, last Dec. 4, 2016 at PIT |
| FF | 1 | 6x, last Oct. 25, 2020 vs. DAL |
| FR | 1 | 3x, Dec. 3, 2017 at OAK |
| QBH | 1 | 14x, last Oct. 25, 2020 vs. DAL |

Transactions

| Date | From Team | To Team | Description |
|------------|-----------------|-----------------|--|
| 03/14/2019 | New York Giants | Washington | signed/unrest FA (Six-year contract |
| 06/19/2015 | New York Giants | New York Giants | signed/draft choice (Four-year contract) |

6-7

309

1st Season

Year-by-Year



February 16, 1999 [22]



Humble, Texas



University of Texas



2021 2nd Round (51)

College

A four-year offensive lineman who played in 35 career games with 34 starts

Named a second-team All-American by CBS Sports/247Sports.

Two-time All-Big 12 selection (2019 Second Team, 2020 First Team)

Earned honorable mention as Big 12 Offensive Lineman of the Year in 2019 and 2020

Honorable mention as Big 12 Offensive Freshman of the Year in 2019

A preseason All-American by the Associated Press, Athlon Sports, CBS Sports, USA Today and Walter Camp in 2020

A USA Today Freshman All-American in 2018

Selected to the Academic All-Big 12 Second Team.

in 2020 a two-time member of the Big 12 Commissioner's Honor Roll (fall 2019, spring 2020)

Was an all-state and academic all-state performer in high school

Also twice earned all-district honors.

As a junior in 2020, chose to complete his collegiate career following the Iowa State game to prepare for the NFL Draft

Led the team in total first down/touchdown blocks (25), total knockdown blocks (28) and total intimidation/dominant blocks (12) and entering his final game had only allowed one QB hit, one tackle for loss and one sack

Part of an offensive line that helped the Longhorns score 41.3 points per game – the fourth-best scoring average in school history.



2021 [WAS]

Drafted by the Washington Football Team in the second round of the 2021 NFL Draft. Was selected 51st overall.

Was the 494th selection made by Washington in the Common Draft era (since 1967) and the 39th second-round selection in that time frame. He is the 57th second-round selection by Washington all-time since the institution of the draft in 1936.

Was the first offensive lineman selected by Washington in the second round since the club selected John Jansen in 1999.

Personal

High School - Atascocita High School in Tx.

Highlights - an all-state and two-time all-district honoree. Named second-team 6A All-State by the Associated Press in 2016

Chosen second-team 6A Academic All-State.

Earned third team 6A All-State honors by the TSWA.



@samcosmi



@samcosmi

Sam Cosmi

| Career Offensive Line Stats | | | | | | | | | |
|-----------------------------|------|---|----|-----|---------|-------------|---------|-------------|----------|
| Year | Team | G | GS | Pen | Pen Yds | False Start | Holding | Sacks Allwd | Sack Yds |
| 2021 | WAS | - | - | - | - | - | - | - | - |

| Transactions | | | |
|--------------|------------|------------|--|
| Date | From Team | To Team | Description |
| 05/14/21 | Washington | Washington | signed/draft choice [Four-year contract] |

6-2

198

2nd Season



March 31, 1999



San Diego, Calif.



University of Arkansas



2020 7th Round (216)

Career Highlights

2020 (WAS)

Tallied 88 tackles [63 solo], 2.0 sacks, three interceptions including one returned for a touchdown and four tackles for loss in his rookie campaign.

His three interceptions are the most for a rookie in Washington since Chris Horton also had three in 2008.

Curl's 88 total tackles rank third all-time for a rookie in franchise history.

Became the first rookie for Washington to record back-to-back interceptions since Carlos Rogers did so in 2005.

Curl notched a sack in Weeks 9-10, becoming the first rookie safety to register a sack in consecutive weeks in franchise history.

Became the eighth rookie in Washington franchise history to return an interception for a touchdown.

His 76 interception return yards in Week 14 are the second-most in a single game for a rookie in Washington franchise history, 15th-most for all Washington players and most since Bashaud Bree-land's (96) on Dec. 10, 2017.

Became the third player and first rookie in Washington history to tally at least one interception, seven solo tackles and a quarterback hit in a single game, and the first to do so since London Fletcher in 2011 since QB hits were recorded in 2006.

Became the ninth rookie in NFL history to tally at least one interception, seven solo tackles and a quarterback hit in a single game, and first to do so since Tremaine Edmunds in 2018 since QB hits were recorded in 2006.

His three interceptions are the most for a rookie from Weeks 9-17 since Sean Taylor also had three in that span in 2004.



Year-by-Year

2020 (WAS)

Week 1 vs. PHI - Compiled three tackles [two solo] and two tackles for loss in his debut win.

Week 2 at ARI - Made two solo tackles.

Week 3 at CLE - Made three tackles [one solo].

Week 4 vs. BAL - Tallied three tackles [one solo].

Week 5 vs. LAR - Made three tackles [one solo].

Week 6 at NYG - Had one solo tackle.

Week 7 vs. DAL - Added three solo tackles in win.

Week 9 vs. NYG - Started and notched a career-high 11 tackles [six solo], his first-career sack, a tackle for loss and two quarterback hits.

Week 10 at DET - Recorded a team-leading eight tackles [six solo], a sack of nine yards and a tackle for loss.

Week 11 vs. CIN - Notched a team-leading nine tackles [five solo] and a quarterback hit in win.

Week 12 at DAL - Compiled eight tackles [five solo] in win.

Week 13 at PIT - Recorded eight tackles [seven solo] in win.

Week 14 at SF - Tallied seven solo tackles, a quarterback hit, his first-career interception returned for a 76-yard touchdown and two passes defended in win.

Notched the second-most interception return yards for a rookie in a single game in franchise history.

Became the first rookie in Washington history to tally at least one interception, seven solo tackles and a QBH in a game.

Week 15 vs. SEA - Notched eight tackles [six solo].

Week 16 vs. CAR - Registered nine tackles [six solo] and his second-career interception.

Week 17 at PHI - Tallied three solo tackles and an interception in division-clinching win.

Became the first rookie for Washington to record back-to-back interceptions since Carlos Rogers did so in Games 11-12 in 2005.

NFC Wild Card vs. Tampa - Recorded seven tackles [four solo] in playoff debut.

Personal

High School - Attended Muskogee H.S. (Okla.)

Highlights - As a senior, totaled 89 tackles and six pass breakups tackles to help lead the Roughers to a 9-2 record and the Class 6II semifinal... Also turned two of his three interceptions into touchdowns... Hauled in 46 catches for 533 yards and six touchdowns on offense.

Family - Son of Adrienne and Greg Curl.



@KCurI_2



@kam__bam__

Kamren Curl

Career Defensive/Fumble Stats

| Year | Team | G | GS | Tack | Asst | Sacks | Yds | INT | Yds | Lg | TD | PD | QBH | TFL | FF | FR |
|---------------|------|----|----|------|------|-------|------|-----|-----|-----|----|----|-----|-----|----|----|
| 2020 | WAS | 16 | 11 | 63 | 25 | 2.0 | 16.0 | 3 | 88 | 76t | 1 | 4 | 5 | 4 | 0 | 0 |
| Career Totals | | | | | | | | | | | | | | | | |
| Totals | | 16 | 11 | 63 | 25 | 2.0 | 16.0 | 3 | 88 | 76t | 1 | 4 | 5 | 4 | 0 | 0 |
| Postseason | | | | | | | | | | | | | | | | |
| 2020 | WAS | 1 | 1 | 4 | 3 | 0.0 | 0.0 | 0 | 0 | 0 | 0 | 0 | 0 | 0 | 0 | 0 |
| Totals | | 1 | 1 | 4 | 3 | 0.0 | 0.0 | 0 | 0 | 0 | 0 | 0 | 0 | 0 | 0 | 0 |

Single-Season Career Highs

| | | |
|-----------|----|------|
| Games | 16 | 2020 |
| Sacks | 2 | 2020 |
| Sack Yds. | 16 | 2020 |
| TFL | 4 | 2020 |
| Tackles | 88 | 2020 |
| INT | 3 | 2020 |
| PD | 4 | 2020 |
| FF | -- | 2020 |
| FR | -- | 2020 |
| QBH | 5 | 2020 |

Single-Game Career Highs

| | | |
|-----------|----|-------------------------------|
| Sacks | 1 | 2x, last Nov. 15, 2020 at DET |
| Sack Yds. | 9 | Nov. 15, 2020 at DET |
| TFL | 2 | Sep. 13, 2020 vs. PHI |
| Tackles | 11 | Nov. 8, 2020 vs. NYG |
| INT | 1 | 3x, last Jan. 3, 2021 at PHI |
| PD | 2 | Dec. 13, 2020 at SF |
| FF | -- | -- |
| FR | -- | -- |
| QBH | 2 | Nov. 8, 2020 vs. NYG |

Transactions

| Date | From Team | To Team | Description |
|----------|------------|------------|--|
| 07/23/20 | Washington | Washington | signed/draft choice (Four-year contract) |



JAMIN DAVIS

Linebacker

52

6-4

234

1st Season

Year-by-Year



December 12, 1998 [22]



Honolulu, Hawaii



University of Kentucky



2021 1st Round [19]

College

In three seasons, saw action in 36 games with 11 starting assignments.

Totaled 144 tackles, 5.0 TFL, 2.5 sacks, five interceptions, three PDs, three QBH, one block, one fumble recovery and one forced fumble.

Named first-team All-SEC by ProFootballFocus and second-team All-SEC by Phil Steele in 2020.

Led UK in tackles (102) and was second in interceptions (3) as a junior in 2020.

Had eight career double-figure tackle games, all in 2020.

Only player in the FBS in 2020 with at least 100 tackles and three interceptions.

One of just four SEC players to average 10 or more tackles per game in 2020.

Became the first Wildcat with five-consecutive double-figure tackle games since Danny Trevathan, who had nine straight in 2010.

Named SEC Defensive Player of the Week in 2020 after charting a career-high 15 tackles vs. Vanderbilt.

Intercepted a pass over the middle and returned it 85 yards for a touchdown in a win at Tennessee on October 17, 2020.

It was the eighth-longest interception return in school history and Kentucky's longest interception return since David Johnson had a 95-yard TD return at Cincinnati in 1986.

UK's longest interception return in an SEC road game since Joe Stephan had an 89-yarder at Florida in 1969

UK's longest interception return vs. an SEC opponent since Darryl Bishop had a 97-yard runback in 1972.



Personal

High School - Long County Hs in Ludowici, Ga.

Highlights - Finished his senior season with 126 tackles, with an impressive 89 solo tackles. Averaged 14.0 tackles per contest (nine games). Also had four tackles for loss, a sack, a hurry and a fumble recovery. Forced two fumbles and blocked both a punt and a field goal

Family - Son of Tanga Davis and James Davis. Siblings are Treyon and Tenisah.

Father, James, played football at Bethune-Cookman, while a cousin, Attiyah Henderson, played football at San Diego State.

2021 (WAS)

Selected in the first round (No. 19 overall) of the 2021 NFL Draft.

Was the 486th selection made by Washington in the Common Draft era (since 1967) and the 33rd first-round selection in that time frame. He is the 64th first-round selection by Washington all-time since the institution of the draft in 1936.

Was the first linebacker selected by Washington in the first round since the club selected Brian Orakpo in 2009.

Davis was the first Kentucky player selected by Washington since TE Charles Darington was taken in the ninth round in 1989.

Is the first Hawaii born player drafted by Washington since CB David Amerson was selected in 2013.



@jamindavis25



@itzshadow

| Career Defensive/Fumble Stats | | | | | | | | | | | | | | | | |
|-------------------------------|------|---|----|------|------|-------|-----|-----|-----|----|----|----|-----|-----|----|----|
| Year | Team | G | GS | Tack | Asst | Sacks | Yds | INT | Yds | Lg | TD | PD | QBH | TFL | FF | FR |
| 2021 | WAS | - | - | - | - | - | - | - | - | - | - | - | - | - | - | - |
| | | | | | | | | | | | | | | | | |
| Totals | | - | - | - | - | - | - | - | - | - | - | - | - | - | - | - |

| Transactions | | | |
|--------------|------------|------------|--|
| Date | From Team | To Team | Description |
| 05/14/21 | Washington | Washington | signed/draft choice (Four-year contract) |

W

DESHAZOR EVERETT

Safety

22

6-0

203

7th Season

Year-by-Year

2020 (WAS)

Week 1 vs. PHI - Appeared on special teams in win, recording a tackle.

Week 2 at ARI - Appeared on special teams, recording a tackle.

Week 3 at CLE - Appeared on special teams.

Week 4 vs. BAL - Appeared on defense and special teams.

Week 5 vs. LAR - Appeared on defense and special teams with a special teams tackle.

Week 6 at NYG - Made his first start of the season, notching a team-leading six tackles [three solo] and a pass defended.

Week 7 vs. DAL - Started at free safety in win, adding three solo tackles and a pass defended.

Week 9 vs. NYG - Recorded seven solo tackles and a forced fumble.

Week 10 at DET - Recorded three tackles [one solo] before leaving the game with an ankle injury.

Week 11 vs. CIN - Inactive in win.

Week 12 at DAL - Inactive in win

Week 13 at PIT - Returned to play, tallying four tackles [two solo] and two passes defended in win.

Week 14 at SF - Tallied six tackles [four solo] in win.

Placed on IR with a chest injury and would miss the remainder of the season.

2019 (WAS)

Appeared in seven games and made five tackles [three solo]. Was placed on IR with a shoulder injury.

2018 (WAS)

Appeared in 16 games with three starts, recording 17 total tackles [10 solo] and one interception.

2017 (WAS)

Played in 14 games, posting career highs in starts [eight], tackles [52], solo tackles [31], passes defended [five] and forced fumbles [one].

2016 (WAS)

Transitioned from cornerback to safety in the offseason. Appeared in all 16 games, contributing four solo tackles and one interception in limited defensive snaps.

2015 (TB/WAS)

Signed with the Buccaneers as a college free agent but was waived on July 29... Signed with Washington during training camp... Appeared in 11 regular season games and one postseason game at cornerback in his rookie season, recording five tackles [three solo]... Made the Redskins' 53-man roster after final cuts but was waived a day later and signed to the practice squad.

February 22, 1992 [29]

DeRidder La.

ATM Texas A&M

FA - '15

College

Played collegiately at Texas A&M from 2011-14, appearing in 50 career games. Recorded 218 total tackles [123 solo], 26 passes defended, five interceptions and a fumble recovery during his career with the Aggies.

As a senior in 2014, ranked second on the team with 73 stops including a team-high 45 solo tackles while starting every game at cornerback.

Started nine games as a junior in 2013, recording defensive touchdowns in back-to-back games with a 12-yard fumble recovery against SMU and a career-long 34-yard pick-six at Arkansas.

As a sophomore in 2012, started in 12 of 13 games, seeing action at cornerback and safety but missing one game due to injury. Intercepted QB A.J. McCarron at the goal line to stop a late Tide rally in the Aggies' 29-24 upset win at No. 1 Alabama.

Was a reserve and special teamer as a true freshman in 2011.

Majored in agricultural leadership and development.

Personal

High School - Attended DeRidder [La.] H.S.

Highlights - Was a two-time All-Louisiana selection... Posted 130 tackles [10 for loss], three sacks and an interception as a senior.

Family - Guardians are Monica and Joseph Bolden.



@DEverett22



@deverett

Deshazor Everett

Career Defensive/Fumble Stats

| Year | Team | G | GS | Tack | Asst | Sacks | Yds | INT | Yds | Lg | TD | PD | QBH | TFL | FF | FR |
|------|------|----|----|------|------|-------|-----|-----|-----|----|----|----|-----|-----|----|----|
| 2015 | WAS | 11 | 0 | 3 | 2 | 0 | 0 | 0 | 0 | 0 | 0 | 0 | 0 | 0 | 0 | 0 |
| 2016 | WAS | 16 | 0 | 4 | 0 | 0 | 0 | 1 | 0 | 0 | 0 | 1 | 0 | 0 | 0 | 0 |
| 2017 | WAS | 14 | 8 | 31 | 21 | 0 | 0 | 0 | 0 | 0 | 0 | 5 | 1 | 0 | 1 | 0 |
| 2018 | WAS | 16 | 3 | 10 | 7 | 0 | 0 | 1 | 24 | 24 | 0 | 1 | 0 | 2 | 0 | 0 |
| 2019 | WAS | 7 | 0 | 3 | 2 | 0 | 0 | 0 | 0 | 0 | 0 | 0 | 0 | 0 | 0 | 0 |
| 2020 | WAS | 11 | 6 | 20 | 8 | 0 | 0 | 0 | 0 | 0 | 0 | 4 | 0 | 0 | 1 | 0 |

Career Totals

| | | | | | | | | | | | | | | | |
|---------------|-----------|-----------|-----------|-----------|------------|------------|----------|-----------|-----------|----------|-----------|----------|----------|----------|----------|
| Totals | 75 | 17 | 71 | 40 | 0.0 | 0.0 | 2 | 24 | 24 | 0 | 11 | 1 | 2 | 2 | 0 |
|---------------|-----------|-----------|-----------|-----------|------------|------------|----------|-----------|-----------|----------|-----------|----------|----------|----------|----------|

Postseason

| | | | | | | | | | | | | | | | | |
|--------|-----|---|---|---|---|-----|-----|---|---|---|---|---|---|---|---|---|
| 2015 | WAS | 1 | 0 | 0 | 0 | 0.0 | 0.0 | 0 | 0 | 0 | 0 | 0 | 0 | 0 | 0 | 0 |
| Totals | | 1 | 0 | 0 | 0 | 0.0 | 0.0 | 0 | 0 | 0 | 0 | 0 | 0 | 0 | 0 | 0 |

Single-Season Career Highs

| | | |
|------------------|----|------------|
| Games | 16 | 2016, 2018 |
| Sacks | -- | -- |
| Sack Yds. | -- | -- |
| TFL | 2 | 2018 |
| Tackles | 52 | 2017 |
| INT | 1 | 2016, 2018 |
| PD | 5 | 2017 |
| FF | 1 | 2017, 2020 |
| FR | -- | -- |
| QBH | 1 | 2017 |

Single-Game Career Highs

| | | |
|------------------|----|--------------------------------|
| Sacks | -- | -- |
| Sack Yds. | -- | -- |
| TFL | 2 | Dec. 22, 2018 at TEN |
| Tackles | 7 | 2x, last Nov. 8, 2020 vs. NYG |
| INT | 1 | 2x, last Dec. 30, 2018 vs. PHI |
| PD | 2 | Dec. 7, 2020 at PIT |
| FF | 1 | 2x, Nov. 8 2020 vs. NYG |
| FR | -- | -- |
| QBH | 1 | Dec. 31, 2017 at NYG |

Transactions

| Date | From Team | To Team | Description |
|------------|------------|------------|----------------------------------|
| 11/03/2019 | Washington | Washington | re-signed (Three-year extension) |
| 03/06/2018 | Washington | Washington | re-signed (Two-year contract |
| 09/09/2015 | Washington | Washington | pract. squad add |
| 09/07/2015 | Washington | Washington | cut |
| 08/01/2015 | Tampa Bay | Washington | signed |
| 07/29/2015 | Tampa Bay | Tampa Bay | cut |
| 05/04/2015 | Tampa Bay | Tampa Bay | signed |

W

RYAN FITZPATRICK

Quarterback

14

6-2

228

17th Season



November 24, 1982 (38)



Gilbert, Arizona



Harvard University



UFA (MIA) - '21

Career Highlights

Played in 165 career games with 146 starts. Completed 3,069-of-5,054 passes (60.7 pct.) for 34,977 yards and 223 TDs for a QB rating of 82.3. Also has 573 carries for 2,623 yards (4.6 avg.) and 21 TDs.

His 68.5 completion percentage in 2020 set a single-season team record (min. 75 comps.).

Became the 27th player in NFL history to complete 3,000 passes.

Became the 46th player in NFL history to throw for 30,000 career yards.

Became the 30th player in NFL history to reach 5,000 pass attempts.

Has passed for 3,000 yards five times in his career.

Posted his 13th consecutive season with at least 100 pass attempts.

Became the first player in NFL history to throw a TD pass for eight different franchises.

Became the first player in NFL history to have a 300-yard passing game for seven different franchises.

Became the first player in NFL history to win a start with seven different franchises.

Became the first player in NFL history to throw 4 TD passes in a game with 6 different franchises (Buffalo, Houston, N.Y. Jets, Tennessee, Tampa Bay and Miami).

Became the first player in NFL history to beat the same opponent (Jacksonville) as starting QB for 6 different franchises (Cin., Buf., Ten., Hou., NYJ and Mia.).

Became the 6th QB in Dolphins history to throw for 3,000 yards in a season when he threw for 3,529 in 2019.

His 9.6 yards per attempt in 2018 was the 2nd highest mark by an NFL quarterback since 2000 (min. 225 attempts)



Personal

High School - Attended Highland HS in Gilbert, Arizona.

Highlights - Earned second-team all-stat and first-team all-region honors as a senior. Also set 12 school records.

Family - Married to Liza with seven children.

Year-by-Year

2020 (MIA)

Played in nine games with seven starts. Spent one game on the Reserve/COVID-19 list. Completed 183-of-267 passes (68.5 pct.) for 2,091 yards and 13 TDs for a QB rating of 95.6. Had 30 carries for 151 yards (5.0 avg.) and two TDs.

2019 (MIA)

Played in 15 games with 13 starts. Completed 311-of-502 passes (62.0 pct.) for 3,529 yards and 20 TDs for a QB rating of 85.5. Added 54 carries for 243 yards (4.5 avg.) and four TDs. Became the sixth QB in team history to throw for 3,000 yards in a season and first since Ryan Tannehill in 2015. Had four game-winning drives, all four in the final eight games of the season. Had four 300-yard games in the final seven contests of the season.

2018 (TB)

Played in 8 games with 7 starts. Completed 164-of-246 passes (66.7 pct.) for 2,366 yards and 17 TDs for a QB rating of 100.4. Added 36 carries for 152 yards (4.2 avg.) and two TDs. Became the first player in NFL history to have three consecutive games with 400-plus passing yards (Week 1, Week 2 and Week 3). His four games with 400-plus passing yards tied Dan Marino (1984) and Peyton Manning (2013) for the single-season NFL record.

2017 (TB)

Played in six games with three starts. Completed 96-of-163 passes (58.9 pct.) for 1,103 yards and seven TDs for a QB rating of 86.0. Added 15 carries for 78 yards (5.2 avg.).

2016 (NYJ)

Played in 14 games with 11 starts. Completed 228-of-403 passes (56.6 pct.) for 2,710 yards and 12 TDs for a QB rating of 69.6. Added 33 carries for 130 yards (3.9 avg.).

2015 (NYJ)

Started all 16 games. Completed 335-of-562 passes (59.6 pct.) for 3,905 yards and 31 TDs for a QB rating of 88.0. Added 60 carries for 270 yards (4.5 avg.) and two TDs. His 31 TD passes set a Jets single-season franchise record. His 3,905 passing yards were the second-most in a single season in team history. Helped lead a Jets offense that set a team record with 5,896 total yards.

2014 (HOU)

Started 12 games. Missed the final 2 games after being placed on injured reserve on Dec. 16. Completed 197-of-312 passes (63.1 pct.) for 2,483 yards and 17 TDs for a QB rating of 95.3. Added 50 carries for 184 yards (3.7 avg.) and two TDs.

2013 (TEN)

Played in 11 games with nine starts. Completed 217-of-350 passes (62.0 pct.) for 2,454 yards and 14 TDs for a QB rating of 82.0. Added 43 carries for 225 yards (5.2 avg.) and three TDs.

2012 (BUF)

Started all 16 games. Completed 306-of-505 passes (60.6 pct.) for 3,400 yards and 24 TDs for a QB rating of 83.3. Added 48 carries for 197 yards (4.1 avg.) and a TD.

2011 (BUF)

Started all 16 games. Completed 353-of-569 passes (62.0 pct.) for 3,832 yards and 24 TDs for a QB rating of 79.1. Added 56 carries for 215 yards (3.8 avg.).

2010 (BUF)

Started 13 games. Completed 255-of-441 passes (57.8 pct.) for 3,000 yards and 23 TDs for a QB rating of 81.8. Added 40 carries for 269 yards (6.7 avg.).



N/A



N/A

Ryan Fitzpatrick

2009 (BUF)

Played in 10 games with eight starts. Completed 127-of-227 passes (55.9 pct.) for 1,422 yards and nine TDs for a QB rating of 69.7.31 carries for 141 yards (4.5 avg.) and one TD.

2008 (BUF)

Played in 13 games with 12 starts. Completed 221-of-372 passes (59.4 pct.) for 1,905 yards and 8 TDs for a QB rating of 70.0. Added 60 carries for 304 yards (5.1 avg.) and two TDs.

2007 (CIN)

Played in one game for Cincinnati. Was traded to Cincinnati from St. Louis on Sept. 1. Spent the offseason and training camp with St. Louis.

2006 (STL)

Played in 1 game. Had three carries for 0 yards (0.0 avg.).

2005 (STL)

Played in 4 games with three starts. Completed 76-of-135 passes (56.3 pct.) for 777 yards and four TDs for a QB rating of 58.2. Added 14 carries

Single-Season Career Highs

| | | |
|-----------|-------|------------------|
| Games | 16 | 2011, 2012, 2015 |
| Starts | 16 | 2011, 2012, 2015 |
| Attempts | 569 | 2011 |
| Comp. | 353 | 2011 |
| Yards | 3,905 | 2015 |
| PCT | 68.5 | 2020 |
| TD | 31 | 2015 |
| INT | 23 | 2011 |
| SACK | 40 | 2019 |
| RATE | 100.4 | 2020 |
| Rush Att. | 60 | 2008, 2015 |
| Yards | 304 | 2008 |
| TD | 4 | 2019 |

Single-Game Career Highs

| | | |
|-----------|-------|---------------------------------|
| Attempts | 58 | 2x, last Sept. 27, 2015 vs. PHI |
| Comp. | 36 | 2x, last Dec. 6, 2015 at NYG |
| Yards | 419 | Dec. 22, 2019 vs. CIN |
| PCT* | 90.0 | Sept. 24, 2020 at JAX |
| TD | 6 | Nov. 30, 2014 vs. TEN |
| INT | 6 | Sept. 25, 2016 at KC |
| SACK | 8 | Nov. 16, 2008 vs. PHI |
| RATE | 156.3 | Sept. 9, 2018 at NO |
| Rush Att. | 12 | Sept. 9, 2018 at NO |
| Yards | 74 | Oct. 3, 2010 vs. NYJ |
| TD | 24 | 21x, last Oct. 4, 2020 vs. SEA |

*Min 20 attempts

Transactions

| Date | From Team | To Team | Description |
|------------|--------------------|--------------------|---------------------------------------|
| 03/17/2021 | Miami Dolphins | Washington | signed/unrest FA (One-year contract) |
| 03/17/2021 | Miami | Miami | Declared Free Agent |
| 03/18/2019 | Tampa Bay | Miami | signed/unrest FA (Two-year contract) |
| 03/08/2018 | Tampa Bay | Tampa Bay | re-signed (One-year extension) |
| 05/19/2017 | New York Jets | Tampa Bay | signed/unrest FA (One-year contract) |
| 07/28/2016 | New York Jets | New York Jets | signed/unrest FA (One-year contract) |
| 03/11/2015 | Houston | New York Jets | traded (for a 2015 draft pick) |
| 03/21/2014 | Tennessee | Houston Texans | signed (Two-year contract) |
| 03/14/2014 | Tennessee | Tennessee Titans | cut |
| 03/26/2013 | Buffalo Bills | Tennessee Titans | signed (Two-year contract) |
| 03/12/2013 | Buffalo Bills | Buffalo Bills | cut |
| 10/28/2011 | Buffalo Bills | Buffalo Bills | re-signed (Six-year extension) |
| 02/27/2009 | Cincinnati Bengals | Buffalo Bills | signed/unrest FA |
| 04/17/2008 | Cincinnati Bengals | Cincinnati Bengals | re-signed (One-year contract) |
| 09/01/2007 | St. Louis Rams | Cincinnati Bengals | traded (for a conditional draft pick) |
| 07/18/2005 | St. Louis Rams | St. Louis Rams | signed/draft choice |

Ryan Fitzpatrick

Career Passing Stats

| Year | Team | G | GS | Att | Cmp | Pct | Yds | Y/A | TD | TD% | Int | Int% | Lg | Sk | Lst | Rate |
|---------------|------|-----|-----|------|------|------|-------|-----|-----|-----|-----|------|-----|-----|------|-------|
| 2005 | STL | 4 | 3 | 135 | 76 | 56.3 | 777 | 5.8 | 4 | 3.0 | 8 | 5.9 | 56t | 9 | 49 | 58.2 |
| 2006 | STL | 1 | 0 | 0 | 0 | 0 | 0 | 0 | 0 | 0 | 0 | 0 | 0 | 0 | 0 | 0 |
| 2007 | CIN | 1 | 0 | 0 | 0 | 0 | 0 | 0 | 0 | 0 | 0 | 0 | 0 | 0 | 0 | 0 |
| 2008 | CIN | 13 | 12 | 372 | 221 | 59.4 | 1905 | 5.1 | 8 | 2.2 | 9 | 2.4 | 79 | 38 | 193 | 70.0 |
| 2009 | BUF | 10 | 8 | 227 | 127 | 55.9 | 1422 | 6.3 | 9 | 4.0 | 10 | 4.4 | 98t | 21 | 127 | 69.7 |
| 2010 | BUF | 13 | 13 | 441 | 255 | 57.8 | 3000 | 6.8 | 23 | 5.2 | 15 | 3.4 | 65t | 24 | 145 | 81.8 |
| 2011 | BUF | 16 | 16 | 569 | 353 | 62.0 | 3832 | 6.7 | 24 | 4.2 | 23 | 4.0 | 60t | 22 | 148 | 79.1 |
| 2012 | BUF | 16 | 16 | 505 | 306 | 60.6 | 3400 | 6.7 | 24 | 4.8 | 16 | 3.2 | 68t | 30 | 161 | 83.3 |
| 2013 | TEN | 11 | 9 | 350 | 217 | 62.0 | 2454 | 7.0 | 14 | 4.0 | 12 | 3.4 | 77t | 21 | 109 | 82.0 |
| 2014 | HOU | 12 | 12 | 312 | 197 | 63.1 | 2483 | 8.0 | 17 | 5.4 | 8 | 2.6 | 76t | 21 | 83 | 95.3 |
| 2015 | NYJ | 16 | 16 | 562 | 335 | 59.6 | 3905 | 6.9 | 31 | 5.5 | 15 | 2.7 | 69t | 19 | 94 | 88.0 |
| 2016 | NYJ | 14 | 11 | 403 | 228 | 56.6 | 2710 | 6.7 | 12 | 3.0 | 17 | 4.2 | 57 | 19 | 81 | 69.6 |
| 2017 | TB | 6 | 3 | 163 | 96 | 58.9 | 1103 | 6.8 | 7 | 4.3 | 3 | 1.8 | 41 | 7 | 34 | 86.0 |
| 2018 | TB | 8 | 7 | 246 | 164 | 66.7 | 2366 | 9.6 | 17 | 6.9 | 12 | 4.9 | 75t | 14 | 76 | 100.4 |
| 2019 | MIA | 15 | 13 | 502 | 311 | 62.0 | 3529 | 7.0 | 20 | 4.0 | 13 | 2.6 | 51 | 40 | 209 | 85.5 |
| 2020 | MIA | 9 | 7 | 267 | 183 | 68.5 | 2091 | 7.8 | 13 | 4.9 | 8 | 3.0 | 70 | 14 | 65 | 95.6 |
| Career Totals | | | | | | | | | | | | | | | | |
| Totals | | 165 | 146 | 5054 | 3069 | 60.7 | 34977 | 6.9 | 223 | 4.4 | 169 | 3.3 | 98t | 299 | 1574 | 82.3 |

Career Rushing/Receiving Stats

| Year | Team | Att | Yds | Avg | Lg | TD | Rec | Yds | Avg | Lg | TD | ScrimYds |
|---------------|------|-----|------|-----|-----|----|-----|-----|------|----|----|----------|
| 2005 | STL | 14 | 64 | 4.6 | 14t | 2 | 0 | 0 | - | - | 0 | 64 |
| 2006 | STL | 3 | 0 | 0.0 | 2 | 0 | 0 | 0 | - | - | 0 | 0 |
| 2008 | CIN | 60 | 304 | 5.1 | 22 | 2 | 1 | -3 | -3.0 | -3 | 0 | 301 |
| 2009 | BUF | 31 | 141 | 4.5 | 31t | 1 | 0 | 0 | - | - | 0 | 141 |
| 2010 | BUF | 40 | 269 | 6.7 | 22 | 0 | 0 | 0 | - | - | 0 | 269 |
| 2011 | BUF | 56 | 215 | 3.8 | 18 | 0 | 0 | 0 | - | - | 0 | 215 |
| 2012 | BUF | 48 | 197 | 4.1 | 20 | 1 | 0 | 0 | - | - | 0 | 197 |
| 2013 | TEN | 43 | 225 | 5.2 | 26 | 3 | 1 | 0 | 0.0 | 0 | 0 | 225 |
| 2014 | HOU | 50 | 184 | 3.7 | 16 | 2 | 0 | 0 | - | - | 0 | 184 |
| 2015 | NYJ | 60 | 270 | 4.5 | 19 | 2 | 0 | 0 | - | - | 0 | 270 |
| 2016 | NYJ | 33 | 130 | 3.9 | 14 | 0 | 0 | 0 | - | - | 0 | 130 |
| 2017 | TB | 15 | 78 | 5.2 | 15 | 0 | 0 | 0 | - | - | 0 | 78 |
| 2018 | TB | 36 | 152 | 4.2 | 18 | 2 | 0 | 0 | - | - | 0 | 152 |
| 2019 | MIA | 54 | 243 | 4.5 | 20 | 4 | 0 | 0 | - | - | 0 | 243 |
| 2020 | MIA | 30 | 151 | 5.0 | 17 | 2 | 1 | 0 | 0.0 | 0 | 0 | 151 |
| Career Totals | | | | | | | | | | | | |
| Totals | | 573 | 2623 | 4.6 | 31t | 21 | 3 | -3 | -1.0 | 0 | 0 | 2620 |

W

ERECK FLOWERS SR.

Tackle

79

6-6

330

7th Season

Year-by-Year



April 25, 1994 (27)



Miami, Fla.



University of Miami



T (MIA)- '21

College

Played collegiately at Miami, appearing in 38 games with 28 starts from 2012-14.

Started four games at right tackle and 24 at left tackle.

Played in 12 games with 11 starts at left tackle as a junior. Selected All-Atlantic Coast Conference by the league's coaches and the Atlantic Coast Sports Media Association.

Suffered a knee injury vs. Virginia Tech that resulted in his string of 21 consecutive starts being snapped, but helped the offense gain 492 yards in his return.

Major contributor to a line that allowed 21 sacks, the 29th fewest total in the Football Subdivision ranks.

Was one of three linemen to start every game as a sophomore.

Allowed the Hurricanes to generate 5,536 yards in total offense with no sacks.

Started the first four games of the season as a true freshman as only one of 10 freshmen to start a game for Miami in 2012.



Personal

High School - Attended Norland High School in Miami, Fla.

Highlights - Was rated a top-200 player in the country. Helped lead the team to an undefeated record and the state Class 5A championship.

Family - Son of Everal Flowers and Tanya Stokes

2020 [WAS]

Started 14 games.

Protected QB Ryan Fitzpatrick who completed 18-of-20 passes (90.0 pct.) and set a new franchise record for completion percentage in a single game with a minimum of 20 attempts at Jacksonville.

Protected QB Ryan Fitzpatrick who posted the 3rd-best QB rating (154.5) in team history (min. 20 att.) at San Francisco.

Protected QB Tua Tagovailoa and did not allow a sack vs. Cincinnati. It was the 1st time the Dolphins did not allow a sack in multiple games in the same season since 2017.

2019 [WAS]

Started all 16 games in which he appeared for the second time in his career...Started at left guard and made his Redskins debut at PHI (9/8).

2018 [GIANTS/JAGUARS]

Played in five games with two starts for the Giants... Started at right tackle vs. JAX (9/9), allowing running back Saquon Barkley to run for a 68-yard touchdown in his NFL debut. Played in seven games, all starts for the Jaguars, allowing only one sack. Played in seven games, all starts for the Jaguars, allowing only one sack.

2017 [GIANTS]

Started the first 15 games at left tackle before missing the season finale vs. WAS (12/31) with a groin injury, ending his streak of consecutive regular-season starts at 44.

2016 [GIANTS]

Started all 16 regular-season games and the NFC Wild Card Game at left tackle... Was a mainstay on an offensive line that allowed only 22 regular-season sacks, ranking behind only Oakland (19) and Pittsburgh (21).

2015 [GIANTS]

Started 15 games at left tackle as a rookie... Was a key component on a line that helped the Giants finish sixth in the NFL in scoring (26.3 points a game) and eighth in total yards (372.3 a game), also helping Manning throw a career-high 35 touchdown passes while setting a franchise record with 387 completions.

2015 [GIANTS]

Started 15 games at left tackle as a rookie... Was a key component on a line that helped the Giants finish sixth in the NFL in scoring (26.3 points a game) and eighth in total yards (372.3 a game), also helping Manning throw a career-high 35 touchdown passes while setting a franchise record with 387 completions.



@Eflow_74



@eflow_74

Ereck Flowers Sr.

Career Offensive Line Stats

| Year | Team | G | GS | Pen | Pen Yds | False Start | Holding | Sacks Allwd | Sack Yds |
|------|---------|----|----|-----|---------|-------------|---------|-------------|----------|
| 2015 | NYG | 15 | 15 | 8 | 63 | 3 | 4 | 6.00 | 25.00 |
| 2016 | NYG | 16 | 16 | 12 | 102 | 3 | 8 | 5.00 | 34.00 |
| 2017 | NYG | 15 | 15 | 6 | 54 | 0 | 5 | 6.00 | 53.00 |
| 2018 | NYG/JAX | 13 | 9 | 3 | 20 | 0 | 2 | 2.00 | 12.00 |
| 2019 | WAS | 16 | 16 | 4 | 35 | 1 | 2 | 1.50 | 12.0 |
| 2020 | MIA | 14 | 14 | 3 | 30 | 0 | 3 | 3.00 | 20.00 |

Career Totals

| | | | | | | | | |
|---------------|-----------|-----------|-----------|------------|----------|-----------|--------------|---------------|
| Totals | 89 | 85 | 36 | 304 | 7 | 24 | 23.50 | 156.00 |
|---------------|-----------|-----------|-----------|------------|----------|-----------|--------------|---------------|

Postseason

| | | | | | | | | | |
|--------|-----|---|---|---|---|---|---|------|------|
| 2016 | NYG | 1 | 1 | 1 | 5 | 1 | 0 | 0.00 | 0.00 |
| Totals | | 1 | 1 | 1 | 5 | 1 | 0 | 0.00 | 0.00 |

Transactions

| Date | From Team | To Team | Description |
|------------|-----------------|-----------------|--|
| 04/28/2021 | Miami | Washington | traded (w/ pick for 2021 seventh-round pick) |
| 03/18/2020 | Washington | Miami | signed/unrest FA (Three-year contract) |
| 03/18/2020 | Washington | Washington | Declared Free Agent |
| 03/18/2019 | Jacksonville | Washington | signed/unrest FA (One-year contract) |
| 03/13/2019 | Jacksonville | Jacksonville | Declared Free Agent |
| 10/12/2018 | New York Giants | Jacksonville | signed |
| 10/09/2018 | New York Giants | New York Giants | cut |
| 05/02/2018 | New York Giants | New York Giants | team declines option |
| 06/19/2015 | New York Giants | New York Giants | signed/draft choice |



DARRICK FORREST

Safety

48

6-0

200

1st Season

Year-by-Year

2021 (WAS)

Selected in the fifth round (No. 163 overall) of the 2021 NFL Draft.

Was the 498th selection made by Washington in the Common Draft era (since 1967) and the 54th fifth-round selection in that time frame. He is the 79th fifth-round selection by Washington all-time since the institution of the draft in 1936.

Was the sixth player selected out of Cincinnati in franchise history and the first since DT Mario Mondy was taken by the franchise in 2001.

Was the 13th defensive back selected in the fifth-round in franchise history.



May 22, 1999 (22)



Columbus, Ohio



University of Cincinnati



2021 Fifth Round (163)

College

Started 10 games at safety in 2020 and totaled 40 tackles, one TFL, and two interceptions. He was a 2020 Honorable-Mention All-American Athletic Conference.

Personal

High School - Pensacola Catholic H.S. in Pensacola, Fla.

Highlights - Recorded 39 total tackles and five interceptions, helping the Crusaders go 12-1 towards a berth in the quarterfinals of the state 5A playoffs... Was selected as an honorable mention all-state while earning first-team all-area and all-Northwest Florida honors.

Family - Son of Michael Reese and Rose Hinton.



@_Dfoe5



@_dfoe5

Darrick Forrest

| Career Defensive/Fumble Stats | | | | | | | | | | | | | | | | |
|-------------------------------|------|---|----|------|------|-------|-----|-----|-----|----|----|----|-----|-----|----|----|
| Year | Team | G | GS | Tack | Asst | Sacks | Yds | INT | Yds | Lg | TD | PD | QBH | TFL | FF | FR |
| 2021 | WAS | - | - | - | - | - | - | - | - | - | - | - | - | - | - | - |
| Career Totals | | | | | | | | | | | | | | | | |
| Totals | | - | - | - | - | - | - | - | - | - | - | - | - | - | - | - |

| Transactions | | | |
|--------------|------------|------------|--|
| Date | From Team | To Team | Description |
| 05/14/21 | Washington | Washington | signed/draft choice (Four-year contract) |

W

KENDALL FULLER

Cornerback

29

5-11

198

6th Season

Year-by-Year



February 13, 1995 [26]



Baltimore, Md.



Virginia Tech



UFA-KC-'20

Career Highlights

2020 (WAS)

Became the 16th player in Washington history to register at least four interceptions and 11 passes defended in a season, and first since DeAngelo Hall in 2013.

His four interceptions tied a single-season career-high. His combined eight interceptions from his 2016 and 2020 seasons in Washington are the most for a Washington player in that span.

Fuller intercepted passes in three consecutive games for the first time in his career in Weeks 4-6 and became the first Washington player to notch an interception in three consecutive weeks since London Fletcher did so in 2012.

In Week 4, Fuller had two interceptions and two passes defended. It was his first-career multi-interception game and his first interception since picking off QB Jimmy Garoppolo in Super Bowl LIV.

2019 (KC)

Intercepted Jimmy Garoppolo in Super Bowl LIV to help Kansas City win their first Super Bowl since 1970.


Recorded his only career sack against Oakland, a seven yard sack.

2018 (KC)

Recorded a career-high four passes defended in a win against Baltimore on December 9th.

2016 (WAS)

Made his NFL Debut. Became the fourth brother in his family to appear in the NFL, helping the Fullers join the Browners as only the second set of four brothers to all play in the NFL.



Personal Life

High School - Our Lady of Good Counsel in Olney, Md.

Highlights - As a senior, he was named the Gatorade Player of the Year for the state of Maryland, was selected to the U.S. Army All-American Game and was the U.S. Army All-American Defensive Player of the Year and was named All-Met Offensive Player of the Year by the Washington Post.

Family - His three older brothers also played for Virginia Tech - Vincent, Corey and Kyle. Vincent played seven years (2005-11) for the Tennessee Titans and Detroit Lions. Corey played for the Detroit Lions and the New Orleans Saints (2013-17). Kyle was drafted in the first round of the 2014 NFL Draft by the Chicago Bears, where he has played since.

2020 (WAS)

Inactive in Weeks 1-2.

Week 3 at CLE - Started in his first game back for Washington, adding an assisted tackle.

Week 4 vs. BAL - Recorded his first multi-interception game with two alongside an assisted tackle.

Week 5 vs. LAR - Started and notched four solo tackles, two passes defended and an interception.

Week 6 at NYG - Started and intercepted a pass for the third-straight week.

Week 11 vs. CIN - Registered two solo tackles and two passes defended in win.

Week 14 at SF - Posted six tackles [three solo] and a pass defended in win at SF.

Week 17 at PHI - Made four tackles [one solo] and a pass defended in a division clinching win.

NFC Wild Card vs. Tampa - Had three tackles and a pass defended.

2019 (KC)

Played in 11 games with four starts and tallied 49 tackles [34 solo], 1.0 sack and two passes defended on the year.

Super Bowl LIV - Registered four tackles (three solo) with one interception and two passes defended to help guide the Chiefs to a victory against the San Francisco 49ers in Super Bowl LIV.

2018 (KC)

Played and started in 15 games in his first season with the Chiefs. Compiled 82 tackles (64 solo), two interceptions, one forced fumble and 12 passes defended on the year.

2017 (WAS)

Played in 16 games with six starts. Totaled 54 tackles [42 solo], 4 interceptions, one forced fumble and 10 passes defended on the year.

2016 (WAS)

Played in 13 games with six starts at the nickel spot in his rookie campaign. Compiled 40 tackles (32 solo) and two passes defended on the year.



@KeFu11er



@kefu11er

Kendall Fuller

Career Defensive/Fumble Stats

| Year | Team | G | GS | Tack | Asst | Sacks | Yds | INT | Yds | Lg | TD | PD | QBH | TFL | FF | FR |
|------|------|----|----|------|------|-------|-----|-----|-----|----|----|----|-----|-----|----|----|
| 2016 | WAS | 13 | 6 | 32 | 8 | 0.0 | 0.0 | 0 | 0 | 0 | 0 | 2 | 1 | 0 | 0 | 0 |
| 2017 | WAS | 16 | 6 | 42 | 12 | 0.0 | 0.0 | 4 | 4 | 3 | 0 | 10 | 0 | 2 | 1 | 0 |
| 2018 | KC | 15 | 15 | 64 | 18 | 0.0 | 0.0 | 2 | 0 | 0 | 0 | 12 | 0 | 1 | 1 | 0 |
| 2019 | KC | 11 | 4 | 34 | 15 | 1.0 | 7.0 | 0 | 0 | 0 | 0 | 2 | 1 | 3 | 0 | 0 |
| 2020 | WAS | 14 | 14 | 38 | 12 | 0.0 | 0.0 | 4 | 0 | 0 | 0 | 11 | 0 | 1 | 0 | 0 |

Career Totals

| | | | | | | | | | | | | | | | |
|---------------|-----------|-----------|------------|-----------|------------|------------|-----------|----------|----------|----------|-----------|----------|----------|----------|----------|
| Totals | 69 | 45 | 210 | 65 | 1.0 | 7.0 | 10 | 4 | 3 | 0 | 37 | 2 | 7 | 2 | 0 |
|---------------|-----------|-----------|------------|-----------|------------|------------|-----------|----------|----------|----------|-----------|----------|----------|----------|----------|

Postseason

| | | | | | | | | | | | | | | | | |
|--------|-----|---|---|----|---|-----|-----|---|---|---|---|---|---|---|---|---|
| 2018 | KC | 2 | 2 | 9 | 4 | 0.0 | 0.0 | 0 | 0 | 0 | 0 | 1 | 0 | 0 | 0 | 0 |
| 2019 | KC | 3 | 2 | 4 | 1 | 0.0 | 0.0 | 1 | 0 | 0 | 0 | 2 | 0 | 0 | 0 | 0 |
| 2020 | WAS | 1 | 1 | 3 | 0 | 0.0 | 0.0 | 0 | 0 | 0 | 0 | 1 | 0 | 0 | 0 | 0 |
| Totals | | 6 | 5 | 16 | 5 | 0.0 | 0.0 | 1 | 0 | 0 | 0 | 4 | 0 | 0 | 0 | 0 |

Single-Season Career Highs

| | | |
|------------------|----|------------|
| Games | 16 | 2017 |
| Sacks | 1 | 2019 |
| Sack Yds. | 7 | 2019 |
| TFL | 3 | 2019 |
| Tackles | 82 | 2018 |
| INT | 4 | 2017, 2020 |
| PD | 12 | 2018 |
| FF | 1 | 2018 |
| FR | -- | -- |
| QBH | 1 | 2016, 2019 |

Single-Game Career Highs

| | | |
|------------------|----|--------------------------------|
| Sacks | 1 | Sep. 15, 2019 at OAK |
| Sack Yds. | 7 | Sep. 15, 2019 at OAK |
| TFL | 1 | 7x, last Dec. 27, 2020 vs. CAR |
| Tackles | 12 | Dec. 30, 2018 vs. OAK |
| INT | 2 | Oct. 4, 2020 vs. BAL |
| PD | 4 | Dec. 9, 2018 |
| FF | 1 | 2x, last Sep. 15, 2019 at OAK |
| FR | -- | -- |
| QBH | 1 | 2x, last Sep. 15, 2019 at OAK |

Transactions

| Date | From Team | To Team | Description |
|------------|-------------|-------------|--|
| 03/18/2020 | Kansas City | Washington | signed/unrest FA (Four-year contract) |
| 03/14/2018 | Washington | Kansas City | traded (w/ 3rd-round pick for QB Alex Smith) |
| 06/02/2016 | Washington | Washington | signed/draft choice |

WANTONIO GANDY-GOLDEN 11

Wide Receiver

6-4 223 2nd Season

Year-by-Year

2020 (WAS)

Appeared in six games in his rookie season for Washington, combining for 25 scrimmage yards. Made his NFL debut in Week 2 at Arizona, making a three-yard reception. Exploded for a 22-yard rush in Week 3 at Cleveland, his first-career rushing attempt.

Gandy-Golden's 22-yard rush was the 20th-longest by a Washington receiver all-time. It was the longest for a rookie receiver since Steven Sims Jr. ran for a 65-yard touchdown against New England in 2019.

Became the fourth rookie Washington receiver to record a 20-plus yard rush.



College

Appeared in 45 games at Liberty from 2016-19, where he finished as Liberty's all-time leader in catches (240), receiving yards (3,814) and receiving touchdowns (33)...

In 2019, registered 1,396 receiving yards in 13 games - the fourth-most in Division I FBS... His catches (79), yards per catch (19.3) and receiving touchdowns (10) all ranked in the top 20 nationally...

In three games against Power 5 programs, combined for 17 receptions, 247 yards and a pair of scores...

In 2018, finished the season with 1,037 receiving yards and 10 touchdowns...

Became the second player in program history to post back-to-back 1,000 receiving yard seasons...

Named Phil Steele Postseason All-Independent first team.

Personal

High School - Attended Paulding County H.S. in Dallas, Ga.

Highlights - Finished his senior campaign with 1,083 receiving yards and five touchdowns.

Was a 5A All-Region and Team MVP as a senior.

Family - Son of Antonio Golden and Monet Gandy.



@gandygolden11



@gandygolden11

Antonio Gandy-Golden

Career Rushing/Receiving Stats

| Year | Team | G | GS | Att | Yds | Avg | Lg | TD | Rec | Yds | Avg | Lg | TD | Scrim | Fumble |
|---------------|------|---|----|-----|-----|------|----|----|-----|-----|-----|----|----|-------|--------|
| 2020 | WAS | 6 | 2 | 1 | 22 | 22.0 | 22 | 0 | 1 | 3 | 3.0 | 3 | 0 | 25 | 0 |
| Career Totals | | | | | | | | | | | | | | | |
| Totals | | 6 | 2 | 1 | 22 | 22.0 | 22 | 0 | 1 | 3 | 3.0 | 3 | 0 | 25 | 0 |

Single-Season Career Highs

| | | |
|-----------|----|------|
| Games | 6 | 2020 |
| Attempts | 1 | 2020 |
| Yards | 22 | 2020 |
| Long | 22 | 2020 |
| TD | -- | -- |
| Rec | 1 | 2020 |
| Yds. | 3 | 2020 |
| Long | 3 | 2020 |
| TD | -- | -- |
| Scrim Yd. | 25 | 2020 |

Single-Game Career Highs

| | | |
|-----------|----|-----------------------|
| Attempts | 1 | Sept. 27, 2020 at CLE |
| Yards | 22 | Sept. 27, 2020 at CLE |
| Long | 22 | Sept. 27, 2020 at CLE |
| TD | - | -- |
| Rec | 1 | Sept. 20, 2020 at ARI |
| Yds. | 3 | Sept. 20, 2020 at ARI |
| Long | 3 | Sept. 20, 2020 at ARI |
| TD | -- | -- |
| Scrim Yd. | 25 | Sept. 27, 2020 at CLE |

Transactions

| Date | From Team | To Team | Description |
|----------|------------|------------|--|
| 07/23/20 | Washington | Washington | signed/draft choice (Four-year contract) |

W

ANTONIO GIBSON

Running Back

24

6-2

221

2nd Season

Year-by-Year



June 23, 1998 [23]



Stockbridge, Ga.



University of Memphis



2020 3rd Round (66)

Career Highlights

2020 (WAS)

Became the first rookie to score three touchdowns on Thanksgiving Day since Randy Moss in 1998 and first Washington player to rush for three touchdowns since Robert Kelley in 2016.

Tied Charlie Brown [1982] for most games in a row with a touchdown by a rookie with five-straight consecutive scoring contests.

Surpassed 1,000 scrimmage yards on the season in Week 17, becoming the seventh rookie to do so in franchise history and first since Alfred Morris in 2012.

Joined Alfred Morris as the only two rookies in franchise history to surpass 1,000 scrimmage yards and record 11 touchdowns. He became the 17th player for Washington overall to achieve the feat.

Became the seventh rookie in franchise history to post 750+ rushing yards. His 795 yards ranks sixth all-time in Washington history behind Robert Griffin III's 815 in 2012.

Finished tied for first amongst rookies in rushing touchdowns [11], fifth in rushing yards [795] and fifth in yards from scrimmage [1,042].

He became one of 20 players to record 11-plus rushing touchdowns and 1,000-plus yards from scrimmage through 14-career games in NFL history all-time, and the first to do so for Washington.

He became the fourth rookie in franchise history to post multiple games with two-plus rushing touchdowns [Alfred Morris, Robert Griffin III and Skip Hicks].



2020 (WAS)

Week 1 vs. PHI - Made his first career start vs. PHI [9/13], tallying 36 yards on nine rush attempts including a team-high 20-yard long run and alongside two receptions for eight yards.

Week 2 at ARI - Started and rushed for 55 yards on 13 attempts [4.2 avg.], and his first career touchdown.

Week 3 at CLE - Rushed for 49 yards on nine attempts and a touchdown.

Week 4 vs. BAL - Notched 128 scrimmage yards rushing for 46 yards and a touchdown on 13 attempts and hauling in 82 yards on four receptions [20.5 avg.].

In Week 4, Gibson became the second Washington rookie to record 80-plus yards receiving and 45-plus yards rushing in a single-game since 2000 and the first since 2015 [Matt Jones].

Week 5 vs. LAR - Started and rushed for 27 yards on 11 attempts paired with five receptions for 24 yards.

Week 6 at NYG - Started and rushed nine times for 30 yards paired with four receptions for 25 yards.

Week 7 vs. DAL - Ran for a career-high 128 yards on 20 carries and a score in win.

Week 9 vs. NYG - Caught three passes for 35 yards alongside 20 yards on six rushes and a touchdown.

Week 10 at DET - Notched his first-career multi-touchdown game with two on the ground alongside 45 yards on 13 rushes and five receptions for 20 yards.

Week 11 vs. CIN - Rushed for 94 yards on 16 carries and a touchdown paired with a 10-yard reception in win.

Moved into a tie with Skip Hicks for second-most rushing touchdowns in a rookie season.

Week 12 at DAL - Ran for 115 yards on 20 attempts and three touchdowns in win.

Week 13 at PIT - Rushed two times for 14 yards before leaving the game with a toe injury in win.

Week 14 at SF - Inactive

Week 15 vs. SEA - Inactive

Week 16 vs. CAR - Ran 10 times for 61 yards.

Week 17 at PHI - Tallied 19 rushes for 75 yards and one reception for six yards in win.

NFC Wild Card vs. Tampa - Had 14 rushes for 31 yards and contributed two receptions for four yards in playoff debut.

Personal

High School - Eagles Landing H.S. in McDonough, Ga.

Highlights - Named the Henry Herald Offensive Player of the Year in 2015.

As a senior in 2015, named the Henry Herald Offensive Player of the Year, All-Region 4-AAAA Offensive Player of the Year.

Family - Son of Annette Williams.



@AntonioGibson14



@ant_gibs24

Antonio Gibson

Career Rushing/Receiving Stats

| Year | Team | G | GS | Att | Yds | Avg | Lg | TD | Rec | Yds | Avg | Lg | TD | Scrim | Fumble |
|---------------|------|----|----|-----|-----|-----|----|----|-----|-----|-----|----|----|-------|--------|
| 2020 | WAS | 14 | 10 | 170 | 795 | 4.7 | 40 | 11 | 36 | 247 | 6.9 | 40 | 0 | 1042 | 2 |
| Career Totals | | | | | | | | | | | | | | | |
| Totals | | 14 | 10 | 170 | 795 | 4.7 | 40 | 11 | 36 | 247 | 6.9 | 40 | 0 | 1042 | 2 |
| Postseason | | | | | | | | | | | | | | | |
| 2020 | NFL | 1 | 1 | 14 | 31 | 2.2 | 11 | 0 | 2 | 4 | 2.0 | 3 | 0 | 35 | 0 |
| Totals | | 1 | 1 | 14 | 31 | 2.2 | 11 | 0 | 2 | 4 | 2.0 | 3 | 0 | 35 | 0 |

Single-Season Career Highs

| | | |
|-----------|-------|------|
| Games | 14 | 2020 |
| Attempts | 170 | 2020 |
| Yards | 795 | 2020 |
| Long | 40 | 2020 |
| TD | 11 | 2020 |
| Rec | 36 | 2020 |
| Yds. | 247 | 2020 |
| Long | 40 | 2020 |
| TD | 0 | 2020 |
| Scrim Yd. | 1,042 | 2020 |

Single-Game Career Highs

| | | |
|-----------|-----|-------------------------------|
| Attempts | 20 | 2x, last Nov. 26, 2020 at DAL |
| Yards | 128 | Oct. 28, 2020 vs. DAL |
| Long | 40 | |
| TD | 3 | Nov. 26, 2020 at DAL |
| Rec | 5 | 2x, last Nov. 26, 2020 at DAL |
| Yds. | 82 | Oct. 4, 2020 vs. Bal |
| Long | 40 | Oct. 25, 2020 vs. DAL |
| TD | -- | -- |
| Scrim Yd. | 136 | Nov. 26, 2020 at DAL |

Transactions

| Date | From Team | To Team | Description |
|----------|------------|------------|--|
| 07/23/20 | Washington | Washington | signed/draft choice (Four-year contract) |



KELVIN HARMON

Wide Receiver

13

6-2

215

3rd Season

Year-By-Year



December 15, 1996 [24]



Palmyra, N.J.



North Carolina State



2019 6th Round [206]

College

Played collegiately at North Carolina State from 2016-18, where he appeared in 38 games.

Totaled 177 receptions for 2,665 receiving yards and 16 touchdowns.

Recorded seven games in which he posted 100 or more receiving yards, the fifth best mark in school history.

Posted back-to-back seasons with 1,000 or more receiving yards.

Played in all 12 games his junior year in 2018, recorded 81 receptions for 1,186 yards, and seven touchdowns, earning him an All-ACC first team selection and was named a Bilenikoff Award candidate, an annual award given to nation's most outstanding wide receiver.

During his sophomore campaign in 2017, was named a Bilenikoff Award candidate, after he amassed 1,017 yards on 69 receptions for four touchdowns in 13 games.



2020 [WAS]

Was placed on IR with an ACL injury and missed the 2020 season.

2019 [WAS]

Appeared in 16 games with eight starts and finished the season with 30 receptions for 365 yards (12.2 avg.)...Made his NFL debut and had two receptions for 31 yards at PHI [9/8].

Personal

High School - Attended Palmyra H.S. in Palmyra, N.J.

Highlights - Collected 2,764 receiving yards in 165 receptions and 36 touchdowns.

Played both wide receiver and safety.

During his senior year in 2015, Harmon caught 66 passes for 1,111 yards and 14 touchdowns, leading the state of New Jersey in receiving yards.



@_HarmonK



@kelvharmon_3

Kelvin Harmon

Career Rushing/Receiving Stats

| Year | Team | G | GS | Att | Yds | Avg | Lg | TD | Rec | Yds | Avg | Lg | TD | Scrim | Fumble |
|------|------|----|----|-----|-----|-----|----|----|-----|-----|------|----|----|-------|--------|
| 2019 | WAS | 16 | 8 | 0 | 0 | 0 | 0 | 0 | 30 | 365 | 12.2 | 30 | 0 | 365 | 0 |

Career Totals

| | | | | | | | | | | | | | | | |
|--------|----|---|---|---|---|---|---|---|----|-----|------|----|---|-----|---|
| Totals | 16 | 8 | 0 | 0 | 0 | 0 | 0 | 0 | 30 | 365 | 12.2 | 30 | 0 | 365 | 1 |
|--------|----|---|---|---|---|---|---|---|----|-----|------|----|---|-----|---|

Single-Season Career Highs

| | | |
|-----------|-----|------|
| Games | 16 | 2019 |
| Attempts | -- | 2019 |
| Yards | -- | 2019 |
| Long | -- | 2019 |
| TD | -- | 2019 |
| Rec | 30 | 2019 |
| Yds. | 365 | 2019 |
| Long | 30 | 2019 |
| TD | -- | 2019 |
| Scrim Yd. | 365 | 2019 |

Single-Game Career Highs

| | | |
|-----------|----|--------------------------------|
| Attempts | -- | -- |
| Yards | -- | -- |
| Long | -- | -- |
| TD | -- | -- |
| Rec | 5 | 2x, last Dec. 22, 2019 vs. NYG |
| Yds. | 58 | Dec. 22, 2019 vs. NYG |
| Long | 30 | Dec. 8, 2019 at GB |
| TD | -- | -- |
| Scrim Yd. | 58 | Dec. 22, 2019 vs. NYG |

Transactions

| Date | From Team | To Team | Description |
|----------|------------|------------|--|
| 07/23/20 | Washington | Washington | signed/draft choice (Four-year contract) |

W

TAYLOR HEINICKE

Quarterback

4

6-1

210

7th Season

Year-by-Year



March 15, 1993 (28)



Atlanta, Ga.



Old Dominion



FA - 2020

Career Highlights

2020 (WAS)

Became the first undrafted quarterback to start a postseason contest for Washington in franchise history.

Became the sixth quarterback for Washington to amass 300 yards passing in a postseason contest, joining Kirk Cousins, Mark Rypien, Doug Williams, Joe Theismann and Sammy Baugh.

Joined Kirk Cousins as the only two Washington quarterbacks to run and throw for a touchdown in a playoff game.

Heinicke's 26 completions rank tied for fourth for a Washington quarterback in a playoff game.

His 15 passing first downs are the second-most for a single quarterback for Washington in a playoff game in franchise history, behind Todd Collins (16) in 2008.

Became the first undrafted quarterback to rush for a touchdown in a postseason game since Jeff Garcia did so in 2003.

His 46 rushing yards and six rushes are both the most for a quarterback in a playoff game in Washington history.

Became the fifth undrafted quarterback all-time to post both a rushing touchdown and a passing touchdown in a playoff game, joining Jeff Garcia, Kurt Warner, Steve Young and Dave Krieg.



2020 (WAS)

Week 16 vs. CAR -Completed 12-of-19 passes for 137 yards, the second-highest single-game passing mark in his career, a touchdown and a 102.3 passer rating in the fourth quarter.

His 102.3 passer rating was the second-highest for a Washington quarterback this season (min. 19 attempts).

NFC Wild Card vs. Tampa - Made his first start for Washington and first in the postseason in his career in the NFC Wild Card Round against Tampa Bay, completing 26-of-44 passes for 306 yards and a touchdown. Also added six attempts for 46 yards (7.7 avg.) and a touchdown on the ground.

2018 (CAR)

Appeared in six games with one start in his first year with the Panthers...Completed 35-of-57 passes for 320 yards and a touchdown.

Made his first-career start vs. ATL, completing 33-of-53 passes for a career-high 274 yards and a touchdown.

2017 (HOU)

Appeared in one game, completing one pass for 10 yards vs. PIT

Personal

High School - Attended Collins Hill High School in Suwanee, Ga.

Highlights -Named the Old Spice Player of the Year in the state of Georgia as a senior in 2010. Received Gwinnett Daily Post Offensive Player of the Year honor... Set Gwinnett County single-season records for passing yards [4,218] and touchdowns [44]. His 4,218 passing yards ranks second in Georgia state history, while his 44 touchdowns rank third in state history.

Family - Son of Diane Dodsworth and the late Brett Heinicke



N/A



@taylorheinicke

Taylor Heinicke

Career Passing Stats

| Year | Team | G | GS | Att | Cmp | Pct | Yds | Y/A | TD | TD% | Int | Int% | Lg | Sk | Lst | Rate |
|---------------|------|---|----|-----|-----|-------|-----|------|----|-----|-----|------|-----|----|-----|-------|
| 2018 | HOU | 1 | 0 | 1 | 1 | 100.0 | 10 | 10.0 | 0 | 0.0 | 0 | 0.0 | 10 | 1 | 16 | 108.3 |
| 2019 | CAR | 6 | 1 | 57 | 35 | 61.4 | 320 | 5.6 | 1 | 1.8 | 3 | 5.3 | 33 | 2 | 17 | 60.6 |
| 2020 | WAS | 1 | 0 | 19 | 12 | 63.2 | 137 | 7.2 | 1 | 5.3 | 0 | 0.0 | 29t | 1 | 7 | 102.3 |
| Career Totals | | | | | | | | | | | | | | | | |
| Totals | | 8 | 1 | 77 | 48 | 62.3 | 467 | 6.1 | 2 | 2.6 | 3 | 3.9 | 33 | 4 | 40 | 71.7 |

Career Postseason Passing Stats

| Year | Team | G | GS | Att | Cmp | Pct | Yds | Y/A | TD | TD% | Int | Int% | Lg | Sk | Lst | Rate |
|---------------|------|---|----|-----|-----|------|-----|-----|----|-----|-----|------|----|----|-----|------|
| 2020 | WAS | 1 | 1 | 44 | 26 | 59.1 | 306 | 7.0 | 1 | 2.3 | 1 | 2.3 | 36 | 2 | 17 | 78.4 |
| Career Totals | | | | | | | | | | | | | | | | |
| Totals | | 1 | 1 | 44 | 26 | 59.1 | 306 | 7.0 | 1 | 2.3 | 1 | 2.3 | 36 | 2 | 17 | 78.4 |

Career Rushing/Receiving Stats

| Year | Team | Att | Yds | Avg | Lg | TD | Rec | Yds | Avg | Lg | TD | ScrimYds |
|---------------|------|-----|-----|-----|----|----|-----|-----|-----|----|----|----------|
| 2018 | HOU | 1 | 2 | 2.0 | 2 | 0 | 0 | 0 | - | - | 0 | 2 |
| 2019 | MIA | 5 | 31 | 6.2 | 19 | 0 | 0 | 0 | - | - | 0 | 31 |
| 2020 | MIA | 3 | 22 | 7.3 | 12 | 0 | 0 | 0 | - | - | 0 | 22 |
| Career Totals | | | | | | | | | | | | |
| Totals | | 9 | 55 | 6.1 | 19 | 0 | 0 | 0 | - | - | 0 | 55 |

Career Postseason Rushing Stats

| Year | Team | Att | Yds | Avg | Lg | TD | Rec | Yds | Avg | Lg | TD | ScrimYds |
|---------------|------|-----|-----|-----|----|----|-----|-----|-----|----|----|----------|
| 2020 | WAS | 6 | 46 | 7.7 | 13 | 1 | 0 | 0 | - | - | 0 | 46 |
| Career Totals | | | | | | | | | | | | |
| Totals | | 6 | 46 | 7.7 | 13 | 1 | 0 | 0 | - | - | 0 | 46 |

Single-Season Career Highs

| | | |
|-----------|-------|------------|
| Games | 6 | 2018 |
| Starts | 1 | 2018 |
| Attempts | 57 | 2018 |
| Comp. | 35 | 2018 |
| Yards | 320 | 2018 |
| PCT. | 63.2 | 2020 |
| TD | 1 | 2018, 2020 |
| INT | 3 | 2018 |
| SACK | 2 | 2018 |
| RATE | 108.3 | 2017 |
| Rush Att. | 5 | 2018 |
| Yards | 31 | 2018 |
| TD | -- | -- |

Single-Game Career Highs

| | | |
|-----------|-------|--------------------------------|
| Attempts | 53 | Dec. 23, 2018 vs. ATL |
| Comp. | 33 | Dec. 23, 2018 vs. ATL |
| Yards | 274 | Dec. 23, 2018 vs. ATL |
| PCT* | 63.2 | Dec. 27, 2020 vs. CAR |
| TD | 1 | 2x, last Dec. 27, 2020 vs. CAR |
| INT | 3 | Dec. 23, 2018 vs. ATL |
| SACK | 2 | Dec. 23, 2018 vs. ATL |
| RATE** | 102.3 | Dec. 27, 2020 vs. CAR |
| Rush Att. | 3 | Dec. 27, 2020 vs. CAR |
| Yards | 33 | Dec. 23, 2018 vs. ATL |
| TD | -- | -- |

*Min 15 attempts
**Min 15 attempts

Taylor Heinicke

| Transactions | | | |
|--------------|-------------|-------------|--------------------------------|
| Date | From Team | To Team | Description |
| 02/10/2021 | Washington | Washington | re-signed (Two-year extension) |
| 12/19/2020 | Washington | Washington | active/prac. squad |
| 12/08/2020 | Carolina | Washington | pract. squad add |
| 08/30/2019 | Carolina | Carolina | cut |
| 03/12/2019 | Carolina | Carolina | re-signed (One-year contract) |
| 04/16/2018 | Houston | Carolina | acquired from waiver |
| 04/13/2018 | Houston | Houston | cut |
| 11/29/2017 | New England | Houston | pract. squad add |
| 09/23/2017 | Minnesota | New England | pract. squad add |
| 09/11/2017 | Minnesota | Minnesota | cut |
| 05/06/2015 | Minnesota | Minnesota | signed |

W TEMARRICK HEMINGWAY 88

Tight End

6-5

245

5th Season

Year-by-Year



July 30, 1993 (27)



Loris, S.C.



South Carolina State



FA - '20

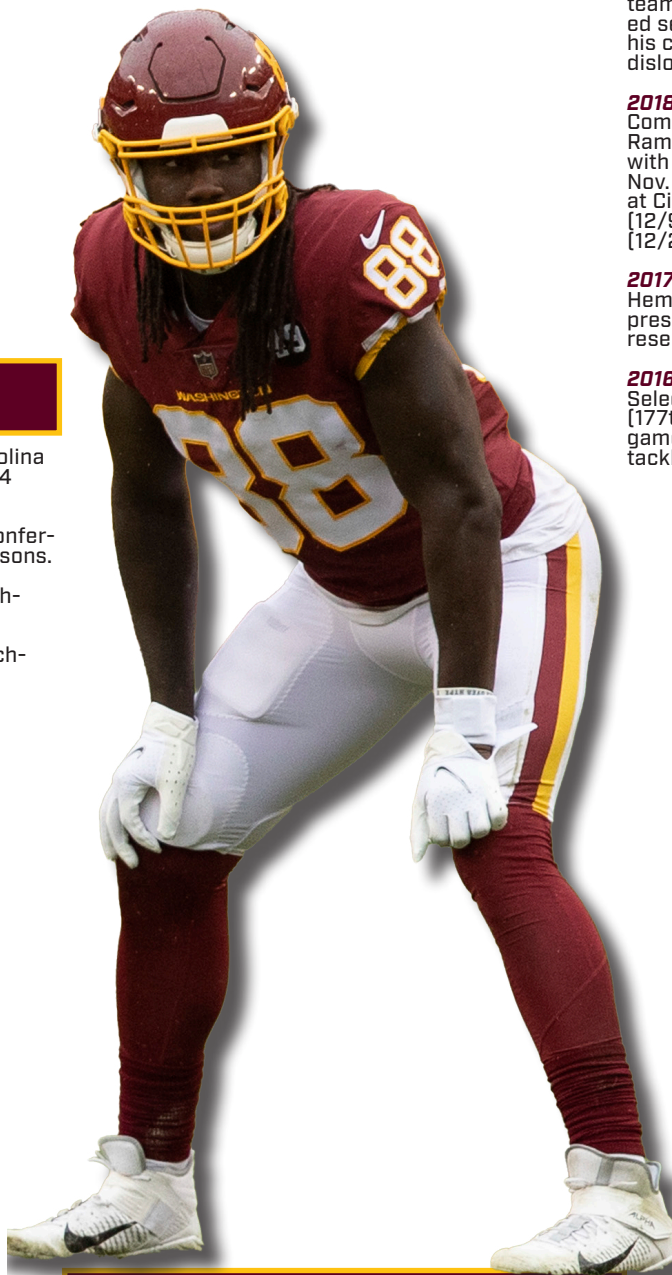
College

Hemingway played in 45 games at South Carolina State, totaling 93 catches for 1,056 yards (11.4 avg.) with seven touchdowns.

Named first-team All-Mid-Eastern Athletic Conference following his sophomore and senior seasons.

Pulled in 38 catches for 418 yards and a touchdown in 11 games played as a senior.

Caught a single-season career-high four touchdowns as a sophomore in 2013.



Personal

High School - attended North Myrtle Beach High School in Little River, S.C.

Family - Son of Kelly and Anthony Hemingway.

2020 (WAS)

Appeared in eight contests, recording a reception of 10 yards in Week 5 against the Rams, his former team in 2016. His reception against the Rams included seven yards after the catch, and was the first of his career. Placed on IR on December 9, 2020 with a dislocated wrist.

2018 (DEN)

Competed on practice squads with the Los Angeles Rams and Broncos after competing in training camp with L.A.... Promoted to Denver's active roster on Nov. 27... Made his Broncos debut on special teams at Cin. (12/2)... Saw action on special teams at S.F. (12/9) and vs. Cle. (12/15)... Played on offense at Oak. (12/24).

2017 (LAR)

Hemingway suffered a fractured fibula during the preseason and was placed on season-ending injured reserve on Sept. 2.

2016 (LAR)

Selected by the Los Angeles Rams in the sixth round (177th overall) of the 2016 NFL Draft. Played in eight games as a rookie and made one special-teams tackle.



@Baller4LifeTH



@Baller4LifeTH

Temarrick Hemingway

Career Rushing/Receiving Stats

| Year | Team | G | GS | Att | Yds | Avg | Lg | TD | Rec | Yds | Avg | Lg | TD | Scrim | Fumble |
|------|------|---|----|-----|-----|-----|----|----|-----|-----|------|----|----|-------|--------|
| 2016 | LA | 8 | 0 | 0 | 0 | 0 | 0 | 0 | 0 | 0 | 0 | 0 | 0 | 0 | 0 |
| 2018 | DEN | 5 | 0 | 0 | 0 | 0 | 0 | 0 | 0 | 0 | 0 | 0 | 0 | 0 | 0 |
| 2020 | WAS | 8 | 0 | 0 | 0 | 0 | 0 | 0 | 1 | 10 | 10.0 | 10 | 0 | 10 | 0 |

Career Totals

| | | | | | | | | | | | | | | |
|---------------|-----------|----------|----------|----------|----------|----------|----------|----------|-----------|-------------|-----------|----------|-----------|----------|
| Totals | 21 | 0 | 0 | 0 | - | - | 0 | 1 | 10 | 10.0 | 10 | 0 | 10 | 0 |
|---------------|-----------|----------|----------|----------|----------|----------|----------|----------|-----------|-------------|-----------|----------|-----------|----------|

Single-Season Career Highs

| | | |
|------------------|----|------------|
| Games | 8 | 2016, 2020 |
| Attempts | -- | -- |
| Yards | -- | -- |
| Long | -- | -- |
| TD | -- | -- |
| Rec | 1 | 2020 |
| Yds. | 10 | 2020 |
| Long | 10 | 2020 |
| TD | -- | 2020 |
| Scrim Yd. | 10 | 2020 |

Single-Game Career Highs

| | | |
|------------------|----|----------------------|
| Attempts | -- | -- |
| Yards | -- | -- |
| Long | -- | -- |
| TD | -- | -- |
| Rec | 1 | Oct. 11, 2020 at LAR |
| Yds. | 10 | Oct. 11, 2020 at LAR |
| Long | 10 | Oct. 11, 2020 at LAR |
| TD | -- | -- |
| Scrim Yd. | 10 | Oct. 11, 2020 at LAR |

Transactions

| Date | From Team | To Team | Description |
|------------|------------------|------------------|--|
| 09/17/2020 | Carolina | Washington | pract. squad add |
| 09/05/2020 | Carolina | Carolina | cut |
| 12/30/2019 | Carolina | Carolina | signed |
| 09/01/2019 | Carolina | Carolina | pract. squad add |
| 08/31/2019 | Carolina | Carolina | cut |
| 05/14/2019 | Denver | Carolina | acquired from waiver |
| 05/13/2019 | Denver | Denver | cut |
| 10/02/2018 | Los Angeles Rams | Denver | pract. squad add |
| 09/18/2018 | Los Angeles Rams | Los Angeles Rams | pract. squad del |
| 09/02/2018 | Los Angeles Rams | Los Angeles Rams | pract. squad add |
| 09/01/2018 | Los Angeles Rams | Los Angeles Rams | cut |
| 06/09/2016 | Los Angeles Rams | Los Angeles Rams | signed/draft choice (Four-year contract) |

W

COLE HOLCOMB

Linebacker

55

6-1

240

3rd Season



July 30, 1996 (24)



New Smyrna Beach, Fla.



University of North Carolina



2019 5th Round (173)

College

Played collegiately at North Carolina from 2015-18, accumulating 328 tackles (171 solo), 15.5 tackles for loss, 12 passes defended, four forced fumbles, 2.5 sacks and a fumble recovery in 49 career games.

Earned second-team All-ACC honors as a senior in 2018 after and led the ACC averaging 9.5 tackles per game.

Started in all 11 games in which he appeared, tallying a team-leading 105 tackles, a sack, eight tackles for loss, a quarterback pressure, four pass breakups and four forced fumbles.



Personal

High School - New Smyrna Beach H.S., New Smyrna Beach, Fla.

Highlights - Earned second-team all-county honors during his senior season... Helped lead his team to a district championship and advance to the second round of the 7A state playoffs as a junior.

Family - Son of Beth and Jack Holcomb.

Year-by-Year

2020 (WAS)

Week 1 vs. PHI - Appeared on special teams with a tackle in win.

Week 2 at ARI - Inactive.

Week 3 at CLE - Inactive.

Week 4 vs. BAL - Inactive.

Week 5 vs. LAR - Inactive.

Week 6 at NYG - Started at outside linebacker in his return to game action, registering six tackles [five solo] and a tackle for loss.

Week 7 vs. DAL - Started, notching four tackles [three solo], an 8-yard sack, two quarterback hits, an interception and a special teams tackle in win.

Week 9 vs. NYG - Recorded seven tackles [three solo] and a tackle for loss.

Week 10 at DET - Registered six tackles [four solo].

Week 11 vs. CIN - Compiled two tackles [one solo] in win.

Week 12 at DAL - Notched a team-leading 10 tackles [six solo], a half-sack and a tackle for loss in win.

Week 13 at PIT - Logged nine tackles [four solo] and a tackle for loss in win.

Week 14 at SF - Posted eight tackles [five solo] in win.

Week 15 vs. SEA - Inactive.

Week 16 vs. CAR - Registered a team-high 11 tackles [six solo] and a sack of seven yards.

Passed LaRon Landry [160] for most total tackles through a player's first two seasons in Washington.

Week 17 at PHI - Registered seven tackles [six solo] in win.

NFC Wild Card vs. Tampa - Made seven tackles [five solo] in postseason debut.

2019 (WAS)

Appeared in 16 games with 15 starts at linebacker and registered 101 tackles (70 solo), one sack, one pass defended and three forced fumbles.



@ColeHolcomb_



@colehcomb

Cole Holcomb

Career Defensive/Fumble Stats

| Year | Team | G | GS | Tack | Asst | Sacks | Yds | INT | Yds | Lg | TD | PD | QBH | TFL | FF | FR |
|---------------|------|----|----|------|------|-------|------|-----|-----|----|----|----|-----|-----|----|----|
| 2019 | WAS | 16 | 15 | 70 | 31 | 1.0 | 6.0 | 0 | 0 | 0 | 0 | 1 | 2 | 6 | 3 | 0 |
| 2020 | WAS | 11 | 10 | 43 | 27 | 2.5 | 19.0 | 1 | 0 | 0 | 0 | 1 | 4 | 6 | 0 | 0 |
| Career Totals | | | | | | | | | | | | | | | | |
| Totals | | 27 | 25 | 113 | 58 | 3.5 | 25.0 | 1 | 0 | 0 | 0 | 2 | 6 | 12 | 3 | 0 |
| Postseason | | | | | | | | | | | | | | | | |
| 2020 | WAS | 1 | 1 | 5 | 2 | 0.0 | 0.0 | 0 | 0 | 0 | 0 | 0 | 0 | 0 | 0 | 0 |
| Totals | | 1 | 1 | 5 | 2 | 0.0 | 0.0 | 0 | 0 | 0 | 0 | 0 | 0 | 0 | 0 | 0 |

Single-Season Career Highs

| | | |
|-----------|-----|------------|
| Games | 16 | 2019 |
| Sacks | 2.5 | 2020 |
| Sack Yds. | 19 | 2020 |
| TFL | 6 | 2019, 2020 |
| Tackles | 101 | 2019 |
| INT | 1 | 2020 |
| PD | 1 | 2019, 2020 |
| FF | 3 | 2019 |
| FR | -- | -- |
| QBH | 4 | 2020 |

Single-Game Career Highs

| | | |
|-----------|----|--------------------------------|
| Sacks | 1 | 2x, last Dec. 27, 2020 vs. CAR |
| Sack Yds. | 8 | Oct. 25, 2020 vs. DAL |
| TFL | 1 | 6x, last Dec. 27, 2020 vs. CAR |
| Tackles | 6 | 3x, last Jan. 3, 2021 at PHI |
| INT | 1 | Oct. 25, 2020 vs. DAL |
| PD | 1 | Oct. 25, 2020 vs. DAL |
| FF | 3 | 3x, last Nov. 24, 2019 vs. DET |
| FR | -- | -- |
| QBH | 2 | Oct. 25, 2020 vs. DAL |

Transactions

| Date | From Team | To Team | Description |
|------------|------------|------------|---------------------|
| 06/06/2019 | Washington | Washington | signed/draft choice |



DUSTIN HOPKINS

Kicker

3

6-2

205

8th Season

Year-by-Year

2020 [WAS]

Week 1 vs. PHI - Connected on 2-of-3 field goal attempts and went 3-for-3 on PATs, hitting 38 and 40-yarders in win.

Week 2 at ARI - Connected on his only field goal attempt with a 24 yarder

Week 3 at CLE - Went 2-for-3 of PATs.

Week 4 vs. BAL - Connected on 1-of-2 field goals with a 43-yarder alongside 2-of-2 PATs.

Week 5 vs. LAR - Hit 1-of-1 field goals from 48 yards and a PAT.

Week 6 at NYG - Connected on 2-of-3 field goals from 35 and 28 yards and 2-of-2 PATs.

Week 7 vs. DAL - Made 1-of-2 field goals and 2-of-2 PATs in win.

Week 9 vs. NYG - Went 2-for-2 field goals and 2-of-2 PATs, tying a season-high with a 48-yarder.

Week 10 at DET - Converted 2-of-3 field goal attempts and 3-of-3 PATs.

Week 11 vs. CIN - Made 2-of-3 field goals and 2-of-2 PATs in win.

Week 12 at DAL - Made 2-of-2 field goals and 5-of-5 PATs, tying a single-game career-high in win.

Week 13 at PIT - Made a season-high 3-of-3 field goals, all from 40-plus yards, and 2-of-2 PATs in win.

Week 14 at SF - Became the sole franchise leader in field goals from 50 yards, connecting on 3-of-4 attempts and 2-of-2 PATs in win.

Week 15 vs. SEA - Made a 48-yard field goal.

Week 16 vs. CAR - Connected on 2-of-2 field goals and one PAT.

Week 17 at PHI - Made two 42-yard field goals and 2-of-2 PATs in win.

NFC Wild Card vs. Tampa - Connected on all of his attempts including one field goal and two extra points.

2019 [WAS]

Appeared in all 16 games and converted 25-for-30 field goal attempts (83.3 percent) and 21-of-22 PATs for 96 total points.

2018 [WAS]

Converted 26-of-29 field goal attempts (89.7 percent) and 25-of-26 PATs for 103 points in 16 games.

2017 [WAS]

Led Washington in scoring with 60 points in only eight games after finishing the season 14-of-17 on field goal attempts and 18-of-19 on PATs.

2016 [WAS]

Converted 34-of-42 field goal attempts (81.0 percent) and 36-of-39 PATs for 138 points in 16 games. His 34 field goals broke Mark Moseley's 1983 team record (33).

2015 [NO/WAS]

Completed first season 25-of-28 on field goal attempts for Washington. His 89.3 field goal percentage in 2015 marked the third-best single-season percentage in Washington history. Spent the offseason with the Saints before being waived during final cuts



Personal

High School - Clear Lake H.S. in Houston, Tx.

Highlights - was a two-time Texas 5A all-state selection and USA Today first-team All-American as a senior... Participated in the Under Armour All-America game.

Family - Son of Jim and Karen Hopkins. Married his wife, Gabrielle, in July of 2014 and welcomed their son, Wake Steele, in March of 2017.



October 1, 1990 (30)



Austin, Texas



Florida State



FA - '15

Career Highlights

Made 27-of-34 field goals during the 2020 season, connecting on 79.4 percent, alongside 30-of-32 PATs and 111 points.

His 27 made field goals in 2020 are his second-most in a single season in his career.

Passed Mark Moseley (12) for the most field goals from 50-plus yards in franchise history with 13.

Hopkins (622) passed Curt Knight (475) for third-most points in franchise history.

Made 13 field goals from 40-49 yards, the most in a single season in his career.

Connected on two field goals from 50-plus yards for the third-consecutive season

Holds the highest field goal percentage mark in franchise history, connecting on 83.9 percent of attempts.

Ranks third in the franchise in made field goals with 151.

Totaled 50 games with two or more field goals made, the third-most in franchise history.

College

Played collegiately at Florida State, setting a new NCAA career scoring record for kickers (466 points) during a storied four-year career.

Also established new NCAA, ACC and Florida State records with 88 career field goals... His 88th career field goal in the Orange Bowl over Northern Illinois pushed him past Georgia's Billy Bennett (87, 2000-03).

Kicked at least one field goal in 46 career games to set the all-time NCAA record.

Named to All-ACC following his junior and senior seasons.

Walter Camp All-American and AP All-American (Second Team) as a senior captain when he posted 140 points to set a new conference all-time single season scoring mark, as he made 25-of-30 field goal attempts.

As a junior in 2011, converted 22-of-27 field goal attempts and was a first-team All-ACC selection.



@Dahop5



@dustinhopkins3

Dustin Hopkins

Career Kicking Stats

| Year | Team | G | FGM | FGA | Pct | FGM | FGA | Pct | FGM | FGA | Pct | FGM | FGA | Pct | FGM | FGA | Pct | FGM | FGA | Pct | Lg | XPM | XPA | Pct | Pts |
|------|------|----|-----|-----|-------|-----|-----|-------|-----|-----|-------|-----|-----|------|-----|-----|------|-----|-----|------|----|-----|-----|------|-----|
| 2015 | Was | 15 | 0 | 0 | - | 7 | 7 | 100.0 | 9 | 9 | 100.0 | 7 | 8 | 87.5 | 2 | 4 | 50.0 | 25 | 28 | 89.3 | 54 | 39 | 40 | 97.5 | 114 |
| 2016 | Was | 16 | 0 | 0 | - | 12 | 12 | 100.0 | 12 | 14 | 85.7 | 7 | 9 | 77.8 | 3 | 7 | 42.9 | 34 | 42 | 81.0 | 53 | 36 | 39 | 92.3 | 138 |
| 2017 | Was | 8 | 1 | 1 | 100.0 | 7 | 7 | 100.0 | 2 | 2 | 100.0 | 4 | 5 | 80.0 | 0 | 2 | 0.0 | 14 | 17 | 82.4 | 49 | 18 | 19 | 94.7 | 60 |
| 2018 | Was | 16 | 0 | 0 | - | 5 | 5 | 100.0 | 7 | 7 | 100.0 | 10 | 12 | 83.3 | 4 | 5 | 80.0 | 26 | 29 | 89.7 | 56 | 25 | 26 | 96.2 | 103 |
| 2019 | Was | 16 | 0 | 0 | - | 7 | 8 | 87.5 | 8 | 9 | 88.9 | 8 | 10 | 80.0 | 2 | 3 | 66.7 | 25 | 30 | 83.3 | 53 | 21 | 22 | 95.5 | 96 |
| 2020 | Was | 16 | 0 | 0 | - | 5 | 5 | 100.0 | 7 | 8 | 87.5 | 13 | 17 | 76.5 | 2 | 4 | 50.0 | 27 | 34 | 79.4 | 51 | 30 | 32 | 93.8 | 111 |

Career Totals

| | | | | | | | | | | | | | | | | | | | | | | | | |
|--------|---|---|---|-------|----|----|------|----|----|------|----|----|------|----|----|------|-----|-----|------|----|-----|-----|------|-----|
| Totals | 7 | 1 | 1 | 100.0 | 43 | 44 | 97.7 | 45 | 49 | 91.8 | 49 | 61 | 80.3 | 13 | 25 | 52.0 | 151 | 180 | 83.9 | 56 | 169 | 178 | 94.9 | 622 |
|--------|---|---|---|-------|----|----|------|----|----|------|----|----|------|----|----|------|-----|-----|------|----|-----|-----|------|-----|

Postseason

| | | | | | | | | | | | | | | | | | | | | | | | | | |
|--------|-----|---|---|---|---|---|---|-------|---|---|-------|---|---|---|---|---|---|---|---|-------|----|---|---|-------|---|
| 2015 | Was | 1 | 0 | 0 | - | 1 | 1 | 100.0 | 0 | 0 | - | 0 | 0 | - | 0 | 0 | - | 1 | 1 | 100.0 | 25 | 1 | 2 | 50.0 | 4 |
| 2020 | Was | 1 | 0 | 0 | - | 0 | 0 | - | 1 | 1 | 100.0 | 0 | 0 | - | 0 | 0 | - | 1 | 1 | 100.0 | 36 | 2 | 2 | 100.0 | 5 |
| Totals | | 2 | 0 | 0 | - | 1 | 1 | 100.0 | 1 | 1 | 100.0 | 0 | 0 | - | 0 | 0 | - | 2 | 2 | 100.0 | 36 | 3 | 4 | 75.0 | 9 |

Transactions

| Date | From Team | To Team | Description |
|------------|-------------|-------------|--|
| 03/18/2021 | Washington | Washington | re-signed/unrest FA (One-year contract) |
| 03/12/2018 | Washington | Washington | re-signed (Three-year contract (through) |
| 09/14/2015 | New Orleans | Washington | signed |
| 09/05/2015 | New Orleans | New Orleans | cut |
| 12/29/2014 | New Orleans | New Orleans | signed |
| 12/17/2014 | Buffalo | New Orleans | pract. squad add |
| 08/25/2014 | Buffalo | Buffalo | cut |
| 05/10/2013 | Buffalo | Buffalo | signed/draft choice (Four-year contract) |

W

KHALEKE HUDSON

Linebacker

47

6-0

220

3rd Season

Year-by-Year

2020 (WAS)

Week 1 vs. PHI - Appeared on special teams in win.

Week 2 at ARI - Saw time on special teams.

Week 3 at CLE - Appeared on special teams.

Week 4 vs. BAL - Appeared on special teams.

Week 5 vs. LAR - Saw action on special teams with a tackle.

Week 6 at NYG - Appeared on special teams.

Week 7 vs. DAL - Appeared on special teams.

Week 9 vs. NYG - Appeared on special teams and made a tackle.

Week 10 at DET - Appeared on special teams.

Week 11 vs. CIN - Appeared on special teams.

Week 12 at DAL - Recorded a solo tackle and tackle for loss in win.

Week 13 at PIT - Appeared on special teams.

Week 14 at SF - Appeared on special teams.

Week 15 vs. SEA - Made his first start for Washington and registered five tackles [three solo], a tackle for loss and a quarterback hit.

Week 16 vs. CAR - Recorded two tackles [one solo] and a special teams tackle.

Week 17 at PHI - Saw time on defense and special teams in win.

NFC Wild Card vs. Tampa - Appeared in his first post-season game.



College

Appeared in 52 games [37 starts] at Michigan from 2016-19, where he finished with 225 tackles [114 solo], 10.0 sacks, 2 interceptions, 14 passes defended, 2 forced fumble and 1 fumble recoveries.

In 2019, started all 13 games and led the team with 102 tackles, including 3.5 for loss, two sacks, three pass breakups and one blocked punt.

Semifinalist for the Jason Witten Collegiate Man of the Year.

In 2018, appeared in all 13 games and totaled 44 tackles with 3.5 for loss, two sacks, and two blocked punts.

All-Big Ten selection. Four-time letterman.

Personal

High School - McKeesport Area High School in McKeesport, Pa.

Highlights - As a senior, registered 60 tackles and three interceptions -returning two for touchdowns... Rushed for 1,118 yards on 106 carries with 17 touchdowns and caught five passes for 219 yards and scored five touchdowns



@KhalekeHudson



@bigleke7

Khaleke Hudson

| Career Defensive/Fumble Stats | | | | | | | | | | | | | | | | |
|-------------------------------|------|----|----|------|------|-------|-----|-----|-----|----|----|----|-----|-----|----|----|
| Year | Team | G | GS | Tack | Asst | Sacks | Yds | INT | Yds | Lg | TD | PD | QBH | TFL | FF | FR |
| 2020 | WAS | 16 | 2 | 5 | 3 | 0.0 | 0.0 | 0 | 0 | 0 | 0 | 0 | 1 | 2 | 0 | 0 |
| Career Totals | | | | | | | | | | | | | | | | |
| Totals | | 16 | 2 | 5 | 3 | 0.0 | 0.0 | 0 | 0 | - | 0 | 0 | 1 | 2 | 0 | 0 |
| Postseason | | | | | | | | | | | | | | | | |
| 2020 | WAS | 1 | 0 | 0 | 0 | 0.0 | 0.0 | 0 | 0 | 0 | 0 | 0 | 0 | 0 | 0 | 0 |
| Totals | | 1 | 0 | 0 | 0 | 0.0 | 0.0 | 0 | 0 | 0 | 0 | 0 | 0 | 0 | 0 | 0 |

| Single-Season Career Highs | | |
|----------------------------|----|------|
| Games | 16 | 2020 |
| Sacks | -- | -- |
| Sack Yds. | -- | -- |
| TFL | 2 | 2020 |
| Tackles | 8 | 2020 |
| INT | -- | -- |
| PD | -- | -- |
| FF | -- | -- |
| FR | -- | -- |
| QBH | 1 | 2020 |

| Single-Game Career Highs | | |
|--------------------------|----|-----------------------|
| Sacks | -- | -- |
| Sack Yds. | -- | -- |
| TFL | 1 | Dec. 20, 2020 vs. SEA |
| Tackles | 5 | Dec. 20, 2020 vs. SEA |
| INT | -- | -- |
| PD | -- | -- |
| FF | -- | -- |
| FR | -- | -- |
| QBH | 1 | Dec. 20, 2020 vs. SEA |

| Transactions | | | |
|--------------|------------|------------|--|
| Date | From Team | To Team | Description |
| 07/23/20 | Washington | Washington | signed/draft choice (Four-year contract) |

W

ADAM HUMPHRIES

Wide Receiver

19

5-11

195

7th Season

Year-by-Year



June 24, 1993 (28)



Spartanburg, S.C.



Clemson University



UFA - (TEN) '21

Career Highlights

In his first season with the Titans in 2019, he finished third on the squad with 37 receptions for 374 yards with two touchdowns. After completing his four-year career at Clemson, Humphries signed a rookie free agent deal with the Tampa Bay Buccaneers and spent his first four NFL campaigns with the club (2015-18), registering 219 receptions for 2,329 yards and nine touchdowns.

In 2019, Humphries ranked third on the team with 37 receptions in his first season as a Titan.

In 2018, Humphries set career highs in his final season in Tampa Bay with 76 receptions for 816 yards and five touchdowns.

Humphries has recorded two 100-plus receiving games in his career, with his coming on New Year's Eve in 2017 when he posted a career-high 102 yards on seven receptions.

On Nov. 4, 2018, Humphries recorded a single-game high two touchdowns against the Panthers. It was the first and is the only multi-touchdown game of his career.

College

Played in 53 games with 27 starts at Clemson (2011-14) and totaled 127 receptions for 1,097 yards and three touchdowns, 10 carries for 24 yards and one touchdown and 69 punt returns for 476 yards and one touchdown.

When he graduated tied for the fourth-most games played in Clemson school history.

As a senior (2014), was named a permanent co-captain.

Played in 13 games with 12 starts and recorded 30 receptions for 204 yards, five carries for five yards and one touchdown and 31 punt returns for 178 yards and one touchdown.

Personal

High School - Attended Dorman (Roebuck, S.C.) High School and played running back, tailback, quarterback, wide receiver, safety and cornerback in addition to being a kick returner over his four-year career.

Highlights - Notched 34 carries for 178 yards and 11 touchdowns, giving him 15 total touchdowns, and added seven kickoff returns for 155 yards. On defense, collected 32 tackles, nine pass breakups and three interceptions.

2020 (TEN)

Played in seven games with one start at wide receiver and caught 23 passes for 228 yards with two touchdowns. Was inactive for four contests and spent one game on the reserve/COVID-19 list. Placed on injured reserve on Dec. 8 and missed the final four regular season games and the postseason contest. Led the team in receptions once in 2020.

2019 (TEN)

Saw action in 12 games with three starts at wide receiver in his first season with the Titans. He finished third on the squad with 37 receptions for 374 yards with two touchdowns.

2018 (TB)

Played in all 16 games with 10 starts and caught 76 passes for 816 yards and five touchdowns. His 76 receptions and 816 receiving yards are both career-highs and each established new single-season franchise records for an undrafted player.

2017 (TB)

Saw action in all 16 games for the first time in his career and posted 54 receptions for 529 yards with one touchdown.

2016 (TB)

Saw action in 15 games with four starts and collected 55 receptions for 622 yards and two touchdowns. Returned 24 punt returns for 237 yards.

2015 (TB)

Played in 13 games as a rookie and produced 27 catches for 260 yards with a touchdown.



@N/A



@adamhumphries10

Adam Humphries

Career Rushing/Receiving Stats

| Year | Team | G | GS | Att | Yds | Avg | Lg | TD | Rec | Yds | Avg | Lg | TD | Scrim | Fumble |
|------|------|----|----|-----|-----|-----|----|----|-----|-----|------|-----|----|-------|--------|
| 2015 | TB | 13 | 0 | 0 | 0 | 0 | 0 | 0 | 27 | 260 | 9.6 | 27 | 1 | 260 | 0 |
| 2016 | TB | 15 | 4 | 5 | 18 | 3.6 | 8 | 0 | 55 | 622 | 11.3 | 42t | 2 | 640 | 0 |
| 2017 | TB | 16 | 3 | 1 | 6 | 6.0 | 6 | 0 | 61 | 631 | 10.3 | 43 | 1 | 637 | 1 |
| 2018 | TB | 16 | 10 | 2 | 11 | 5.5 | 7 | 0 | 76 | 816 | 10.7 | 51 | 5 | 827 | 0 |
| 2019 | TEN | 12 | 3 | 1 | 1 | 1.0 | 1 | 0 | 37 | 374 | 10.1 | 30 | 2 | 375 | 0 |
| 2020 | TEN | 7 | 1 | 0 | 0 | 0 | 0 | 0 | 23 | 228 | 9.9 | 23 | 2 | 228 | 0 |

Career Totals

| | | | | | | | | | | | | | | |
|---------------|-----------|-----------|----------|-----------|------------|----------|----------|------------|-------------|-------------|-----------|-----------|-------------|----------|
| Totals | 79 | 21 | 9 | 36 | 4.0 | 8 | 0 | 279 | 2931 | 10.5 | 51 | 13 | 2967 | 1 |
|---------------|-----------|-----------|----------|-----------|------------|----------|----------|------------|-------------|-------------|-----------|-----------|-------------|----------|

Postseason

| | | | | | | | | | | | | | | | |
|---------------|----------|----------|----------|----------|----------|----------|----------|----------|----------|-----------|------------|----------|----------|-----------|----------|
| 2019 | TEN | 1 | 0 | 0 | 0 | 0 | 0 | 0 | 4 | 25 | 6.3 | 9 | 0 | 25 | 0 |
| Totals | 1 | 0 | 0 | 0 | 0 | 0 | 0 | 0 | 4 | 25 | 6.3 | 9 | 0 | 25 | 0 |

Career Returning Stats

| Year | Team | PR | FC | Yds | Avg | Lg | TD | KR | FC | Yds | Avg | Lg | TD | Fumble |
|--------|------|----|----|-----|-----|----|----|----|----|-----|------|----|----|--------|
| 2016 | TB | 24 | 22 | 237 | 9.9 | 25 | 0 | 4 | 0 | 47 | 11.8 | 17 | 0 | 3 |
| 2017 | TB | 6 | 7 | 49 | 8.2 | 19 | 0 | 0 | 0 | 0 | - | - | 0 | 0 |
| 2018 | TB | 21 | 15 | 139 | 6.6 | 16 | 0 | 2 | 0 | 17 | 8.5 | 13 | 0 | 2 |
| 2019 | TEN | 12 | 19 | 78 | 6.5 | 21 | 0 | 0 | 0 | 0 | - | - | 0 | 1 |
| Totals | | 63 | 63 | 503 | 8.0 | 25 | 0 | 6 | 0 | 64 | 10.7 | 17 | 0 | 6 |

Single-Season Career Highs

| | | |
|------------------|-----|------------|
| Games | 16 | 2017, 2018 |
| Attempts | 5 | 2016 |
| Yards | 18 | 2016 |
| Long | 8 | 2016 |
| TD | -- | -- |
| Rec | 76 | 2018 |
| Yds. | 816 | 2018 |
| Long | 51 | 2018 |
| TD | 5 | 2018 |
| Scrim Yd. | 827 | 2018 |

Single-Game Career Highs

| | | |
|------------------|-----|-----------------------|
| Attempts | 2 | Nov. 27, 2016 vs. SEA |
| Yards | 7 | Sept. 11, 2016 at ATL |
| Long | 7 | Sept. 11, 2016 at ATL |
| TD | -- | -- |
| Rec | 10 | Jan. 1, 2017 vs. CAR |
| Yds. | 102 | Dec. 31, 2017 vs. NO |
| Long | 51 | Oct. 14, 2018 at ATL |
| TD | 2 | Nov. 4, 2018 at CAR |
| Scrim Yd. | 102 | Dec. 31, 2017 vs. NO |

Transactions

| Date | From Team | To Team | Description |
|------------|----------------------|----------------------|---------------------------------------|
| 03/26/2021 | Tennessee Titans | Washington | signed (One-year contract) |
| 02/25/2021 | Tennessee | Tennessee | cut |
| 03/14/2019 | Tampa Bay | Tennessee | signed/unrest FA (Four-year contract) |
| 04/16/2018 | Tampa Bay | Tampa Bay | re-signed/rest FA (One-year tender) |
| 04/17/2017 | Tampa Bay | Tampa Bay | re-signed/excl. FA (One-year tender) |
| 10/07/2015 | Tampa Bay Buccaneers | Tampa Bay Buccaneers | pract. squad add |
| 10/05/2015 | Tampa Bay Buccaneers | Tampa Bay Buccaneers | cut |
| 05/11/2015 | Tampa Bay Buccaneers | Tampa Bay Buccaneers | signed |

W

MATT IOANNIDIS

Defensive Tackle

98

6-3

310

3rd Season



January 11, 1994 [27]



Flemington, N.J.



Temple



2016 5th Round [152]

Career Highlights

Played in three games in 2020, tallying seven tackles (five solo), 1.5 sacks for a loss of 8.5 yards, four quarterback hits and two tackles for loss.

Recorded 1.5 sacks in Week 1 of 2020 against the Eagles, the fourth time in his career with multiple sacks in a single game.

His 22.0 sacks rank as the fifth-most through a player's first 57-career games in Washington and his 48 quarterback hits rank as the third-most through a player's first 57-career games in Washington.

Tallied four contests with multiple sacks, tied for the fourth-most in a player's first 57-career games in Washington.

College

Played collegiately at Temple from 2012-15, appearing in 44 career games for the Owls.

Posted 118 career tackles (77 solo, 30.0 for loss), 10.0 sacks, eight pass breakups and a forced fumble.

A two-time team captain, started every game in 2015, earning first-team All-AAC honors and being named a third-team All-American by Phil Steele.

Led all Temple defensive linemen with 47 tackles and led the entire defense with 11.0 tackles for loss.

Named second-team All-AAC... Changed his number from No. 95 to No. 9 in keeping with school tradition that dictates single-digit numbers be given to the toughest players on the team.



Personal

High School - Attended Hunterdon Central Regional H.S. in Flemington, N.J.

Highlights - Was a 2011 Newark Star-Ledger second-team all-state selection, a first-team all-state Group 4 honoree, and all-West Jersey honoree.

Community - In 2016, participated in recess events alongside 200 students from various D.C. schools at a Play 60 event. Read class favorites to middle school students and also served as a judge for a touchdown dance committee at Raymond Education Campus in Washington, D.C., and participated in a financial literacy course hosted by eighth grade students at Kenmoor Middle School at Junior Achievement's Finance Park in Hyattsville, Md.

Year-by-Year

2020 [WAS]

Week 1 vs. PHI - Recorded four tackles (two solo), 1.5 sacks for 8.5 yards and four quarterback hits, contributing to a Washington defense that tallied 8.0 sacks in a win.

Week 2 at ARI - Recorded three solo tackles and a tackle for loss.

Week 3 at CLE - Appeared on defense before leaving the game due to injury at CLE [9/27].

Placed on Injured/Reserve on September 19, 2020 with a torn left bicep. Missed the remainder of the season.

2019 [WAS]

Appeared in 16 games with 15 starts and registered single season career-highs in total tackles (64), solo tackles (42), sacks (8.5) and tackles for loss (11).

2018 [WAS]

Appeared in 14 games with nine starts, totaling 31 tackles (23 solo), 7.5 sacks, six tackles for loss, one fumble recovery and one forced fumble.

2017 [WAS]

Posted career highs in games played (14), starts (10), total tackles (27), solo tackles (13), sacks (4.5) and forced fumbles (one).

2016 [WAS]

Appeared in 10 games as a rookie, adding eight tackles (six solo).

Waived during final cuts but signed to the practice squad a day later.

Promoted to the Washington's active roster in Week 3. Made NFL debut in his home state of New Jersey at NYG.



@Mattioannidis



@Matt_ioannidis98

Matt Ioannidis

Career Defensive/Fumble Stats

| Year | Team | G | GS | Tack | Asst | Sacks | Yds | INT | Yds | Lg | TD | PD | QBH | TFL | FF | FR |
|---------------|------|----|----|------|------|-------|-------|-----|-----|----|----|----|-----|-----|----|----|
| 2016 | WAS | 10 | 0 | 6 | 2 | 0.0 | 0.0 | 0 | 0 | 0 | 0 | 0 | 0 | 0 | 0 | 0 |
| 2017 | WAS | 14 | 10 | 13 | 14 | 4.5 | 33.5 | 0 | 0 | 0 | 0 | 0 | 17 | 3 | 1 | 0 |
| 2018 | WAS | 14 | 9 | 23 | 8 | 7.5 | 40.0 | 0 | 0 | 0 | 0 | 0 | 11 | 6 | 1 | 1 |
| 2019 | WAS | 16 | 15 | 42 | 22 | 8.5 | 48.0 | 0 | 0 | 0 | 0 | 1 | 16 | 11 | 0 | 0 |
| 2020 | WAS | 3 | 0 | 5 | 2 | 1.5 | 8.5 | 0 | 0 | 0 | 0 | 0 | 4 | 2 | 0 | 0 |
| Career Totals | | | | | | | | | | | | | | | | |
| Totals | | 57 | 34 | 89 | 48 | 22.0 | 130.0 | 0 | 0 | - | 0 | 1 | 48 | 22 | 2 | 1 |

Single-Season Career Highs

| | | |
|-----------|-----|------------|
| Games | 16 | 2019 |
| Sacks | 8.5 | 2019 |
| Sack Yds. | 48 | 2019 |
| TFL | 11 | 2019 |
| Tackles | 64 | 2019 |
| INT | -- | -- |
| PD | 1 | 2019 |
| FF | 1 | 2017, 2018 |
| FR | 1 | 2018 |
| QBH | 17 | 2017 |

Single-Game Career Highs

| | | |
|-----------|-----|---------------------------------|
| Sacks | 2.5 | Oct. 28, 2018 at NYG |
| Sack Yds. | 16 | Oct. 28, 2018 at NYG |
| TFL | 2 | 2x, last Dec. 1, 2019 at CAR |
| Tackles | 8 | Oct. 20, 2019 vs. SF |
| INT | -- | -- |
| PD | 1 | Dec. 29, 2019 at DAL |
| FF | 1 | 2x, last Sept. 9, 2018 at ARI |
| FR | 1 | Sept. 9, 2019 at ARI |
| QBH | 4 | 3x, last Sept. 13, 2020 vs. PHI |

Transactions

| Date | From Team | To Team | Description |
|------------|------------|------------|--|
| 04/18/2019 | Washington | Washington | re-signed (Three-year extension) |
| 09/19/2016 | Washington | Washington | active/prac. squad |
| 09/05/2016 | Washington | Washington | prac. squad add |
| 09/03/2016 | Washington | Washington | cut |
| 05/09/2016 | Washington | Washington | signed/draft choice (Four-year contract) |

W

KEITH ISMAEL

Center

60

6-3

310

2nd Season



July 25, 1998 (22)



Oakland, Calif.



San Diego State



2020 5th Round (156)

College

Appeared in 38 games at San Diego State from 2017-19, where he was named a two-time First-Team All-Mountain West selection (2018-19).

In 2019, started 13 games at center, playing 954 of the team's 956 offensive snaps.

Was named the team's offensive lineman of the year for the second straight season.

Was named a Pro Football Focus third-team All-American.

In 2018, started 10 games, including five at right guard and five at center.

Had only two penalties in 821 snaps.

Had the second-highest overall grade in the Mountain West at center, despite playing 356 of his 821 snaps at guard.



Year-by-Year

2020 (WAS)

Week 1 vs. PHI - Did not appear in win

Week 2 at ARI - Active but did not appear

Week 3 at CLE - Active but did not appear

Week 4 vs. BAL - Active but did not appear

Week 5 vs. LAR - Active but did not appear

Week 6 at NYG - Active but did not appear

Week 7 vs. DAL - Active but did not appear in win

Week 9 vs. NYG - Did not see action

Week 10 at DET - Appeared on offense

Week 11 vs. CIN - Appeared on offense and special teams in win.

Week 12 at DAL - Saw action on offense and special teams in win

Week 13 at PIT - Contributed on special teams in win

Week 14 at SF - Appeared on special teams in win

Week 15 vs. SEA - Saw time on special teams

Week 16 vs. CAR - Contributed on special teams

Week 17 vs. PHI - Saw action on special teams in win

Personal

High School - Attended Sacred Heart Cathedral Prep in San Francisco, Calif.

Highlights - Was a first-team all-league pick... Also was a second-team all-metro honoree... Named the team's offensive lineman MVP

Family - Son of George Ismael and Johanna Woodby



@keithismael



@keithismael

Keith Ismael

| Career Offensive Line Stats | | | | | | | | | |
|-----------------------------|------|---|----|-----|---------|-------------|---------|-------------|----------|
| Year | Team | G | GS | Pen | Pen Yds | False Start | Holding | Sacks Allwd | Sack Yds |
| 2020 | WAS | 8 | 0 | 0 | 0 | 0 | 0 | 0 | 0 |
| Career Totals | | | | | | | | | |
| Totals | | 8 | 0 | 0 | 0 | 0 | 0 | 0 | 0 |
| Postseason | | | | | | | | | |
| 2020 | WAS | 1 | 0 | 0 | 0 | 0 | 0 | 0 | 0 |
| Totals | | 1 | 0 | 0 | 0 | 0 | 0 | 0 | 0 |

| Transactions | | | |
|--------------|------------|------------|--|
| Date | From Team | To Team | Description |
| 07/23/20 | Washington | Washington | signed/draft choice (Four-year contract) |

W

WILLIAM JACKSON III

Cornerback

23

6-0

196

6th Season

Year-by-Year



October 27, 1992 (28)



Houston, Texas



University of Houston



UFA (CIN) - '21

Career Highlights

Selected by the Cincinnati Bengals in the first round (24th overall) of the 2016 NFL Draft.

Since 2017, the Bengals have held opposing passers to a 62.8 completion percentage, the seventh-lowest in the NFL during that span.

His 75-yard interception touchdown return in 2017 is the 10th longest interception return touchdown by a cornerback since that season.

During the return, Jackson reached a speed of 21.52 MPH, the fastest speed by a Bengals ball carrier that season and the seventh-fastest league wide.

According to Pro Football Focus, Jackson has recorded a 72.0 coverage grade or higher in three of his first four seasons.

Since 2017, Jackson has tallied three interceptions for 124 yards. His 124 yards are the most by a cornerback with three or fewer interceptions.

College

Started 12 games while appearing in 13 at cornerback in 2015.

Led the nation and set a Houston single-season record with 23 pass breakups ... also led the nation in passes defended with 28, finishing 20th with five interceptions ... finished his career third on the UH career passes broken up chart with 40 despite only playing three seasons.

In 2014, appeared in all 13 games in the 2014 season, making 12 starts at corner ... was second in the league with 10 breakups ... had two interceptions ... tallied 37 tackles, one fumble recovery and a forced fumble



Personal

High School - Attended Wheatley High School in Houston, Tx.

Highlights - Was a star DB as well as WR where he tallied 35 receptions for 626 yards and 10 touchdowns as a junior and senior.

Jackson majored in Sociology at Houston and his hobbies include horseback riding.

2020 (CIN)

On Sept. 17, Jackson intercepted a Baker Mayfield pass deep in Bengals territory and returned it 30 yards to help set up a Bengals TD drive. He posted a season-high six tackles on Nov. 15, 2020 at Pittsburgh. Jackson also logged season-high three PDs on Dec. 6, 2020 at Miami.

2019 (CIN)

Played in 14 games (13 starts), while battling a shoulder injury. Totaled 37 tackles, three PDs and one INT. In Game 2 vs. San Francisco, picked off QB Jimmy Garoppolo and returned it 19 yards. According to NFL's Next Gen Stats, he reached a speed of 21.33 MPH on the runback, good for the second-fastest speed by a Bengal ball carrier in 2019 and 20th-fastest leaguewide. Logged three tackles and a PD at Buffalo. Led team with career-high 10 tackles (eight solo) vs. the N.Y. Jets.

2018 (CIN)

Started all 16 games at CB in first season of action as full-time starter. Totaled 41 tackles and team-high 13 PDs (seventh in AFC). Saw action on 1,063 of 1129 total defensive snaps (94.2 percent), second-most among Bengals defenders.

2017 (CIN)

Played in 15 games with five starts (Games 6 and 13-16) at CB, filling in for injured starter Adam Jones. Totaled 25 tackles, including one sack, and had 14 PDs (tied for the team lead) and one INT. The INT came on Sept. 24 at Green Bay, when he jumped an Aaron Rodgers pass and returned it 75 yards for a TD; it was only the second pick-six of Rodgers' career, and Jackson became just the 14th player in Bengals history to score on his first career INT (the first since DE Carlos Dunlap in 2012). According to NFL's Next Gen Stats, he reached 21.52 MPH on the return, the fastest by a Bengal in '17 and the seventh-fastest by any NFL ball carrier. Recorded a third-quarter sack of Titans QB Marcus Mariota on Nov. 12 at Tennessee.

2016 (CIN)

Suffered torn pectoral muscle tendon in practice on Aug. 1.



@WilliamJackson3



@williamjacksoniii

William Jackson III

Career Defensive/Fumble Stats

| Year | Team | G | GS | Tack | Asst | Sacks | Yds | INT | Yds | Lg | TD | PD | QBH | TFL | FF | FR |
|------|------|----|----|------|------|-------|-----|-----|-----|-----|----|----|-----|-----|----|----|
| 2017 | CIN | 15 | 5 | 19 | 6 | 1.0 | 7.0 | 1 | 75 | 75t | 1 | 14 | 1 | 1 | 0 | 0 |
| 2018 | CIN | 16 | 16 | 34 | 7 | 0.0 | 0.0 | 0 | 0 | 0 | 0 | 13 | 0 | 2 | 0 | 0 |
| 2019 | CIN | 14 | 13 | 26 | 11 | 0.0 | 0.0 | 1 | 19 | 19 | 0 | 3 | 0 | 1 | 0 | 0 |
| 2020 | CIN | 14 | 14 | 38 | 7 | 0.0 | 0.0 | 1 | 30 | 30 | 0 | 11 | 0 | 1 | 0 | 0 |

Career Totals

| | | | | | | | | | | | | | | | |
|---------------|-----------|-----------|------------|-----------|------------|------------|----------|------------|------------|----------|-----------|----------|----------|----------|----------|
| Totals | 59 | 48 | 117 | 31 | 1.0 | 7.0 | 3 | 124 | 75t | 1 | 41 | 1 | 5 | 0 | 0 |
|---------------|-----------|-----------|------------|-----------|------------|------------|----------|------------|------------|----------|-----------|----------|----------|----------|----------|

Single-Season Career Highs

| | | |
|------------------|----|------------------|
| Games | 16 | 2018 |
| Sacks | 1 | 2017 |
| Sack Yds. | 7 | 2020 |
| TFL | 2 | 2018 |
| Tackles | 45 | 2020 |
| INT | 1 | 2017, 2019, 2020 |
| PD | 14 | 2017 |
| FF | -- | --- |
| FR | -- | -- |
| QBH | 1 | 2017 |

Single-Game Career Highs

| | | |
|------------------|----|-------------------------------|
| Sacks | 1 | Nov. 12, 2017 at TEN |
| Sack Yds. | 7 | Nov. 12, 2017 at TEN |
| TFL | 1 | 5x, last Oct. 11, 2020 at BAL |
| Tackles | 10 | Dec. 1, 2019 vs. NYJ |
| INT | 1 | 3x, last September 17, 2020 |
| PD | 3 | 2x, last Dec. 6, 2020 at MIA |
| FF | -- | -- |
| FR | -- | -- |
| QBH | 1 | Nov. 12, 2017 at TEN |

Transactions

| Date | From Team | To Team | Description |
|------------|------------|------------|--|
| 03/17/2021 | Cincinnati | Washington | signed/unrest FA (Three-year contract) |
| 04/24/2019 | Cincinnati | Cincinnati | team exercises option |
| 06/10/2016 | Cincinnati | Cincinnati | signed/draft choice (Four-year contract) |

W

DANNY JOHNSON

Cornerback

32

5-9

181

4th Season



November 17, 1995 [25]



Jackson, La.



Southern University




UFA-KC-'20

College

Played collegiately at Southern from 2014-17.

Appeared in 46 career games, totaling 190 career tackles (143 solo), 39 pass breakups and 16 interceptions (including three returned for touchdowns).

Also collected a rushing touchdown, passing touchdown, receiving touchdown, punt return touchdown and kickoff return touchdown during his career. Started all 45 career games in which he played.



Personal

High School - East Feliciana H.S. in Jackson, La.

Highlights - Also competed in basketball and baseball, garnering in all-district honors in all three sports... Became the first Southern player to compete in the Senior Bowl in 23 years.

Family - Son of Danny Johnson Sr. and Lisa Johnson. Has a son, Aiden.

Year-by-Year

2020 [WAS]

Week 1 vs. PHI - Appeared on defense and special teams in win.

Week 2 at ARI - Saw action on special teams.

Week 3 at CLE - Inactive.

Week 4 vs. BAL - Inactive.

Week 5 vs. LAR - Saw action in the return game, recording 48 yards on two kickoff returns.

Week 6 at NYG - Returned four kickoffs for 70 yards and made a special teams tackle.

Week 7 vs. DAL - Ran back two kickoffs for 39 yards and one punt for three yards in win.

Week 9 vs. NYG - Returned three kickoffs for 65 yards.

Week 10 at DET - Set a single-game career-high with 127 kickoff return yards on five returns, including a 46-yarder.

Week 11 vs. CIN - Returned a punt for 25 yards in win.

Week 12 at DAL - Ran back two kickoffs for 41 yards in win.

Week 13 at PIT - Logged three kickoff returns for 72 yards [24.0 avg.] in win.

Week 14 at SF - Appeared in win.

Week 15 vs. SEA - Ran back two kickoff returns for 42 yards.

Week 16 vs. CAR - Returned a kickoff for 22 yards.

Week 17 at PHI - Returned a kickoff for 22 yards in win.

2019 [WAS]

Activated from Physically Unable to Perform List on Dec. 12. Made 11 tackles (10 solo) with a PD in two games.

2018 [WAS]

Appeared in 14 games with one start, notching eight total tackles (seven solo) and one pass defended... Returned 12 kickoffs for 283 yards [23.6 avg.].



@D__Johnson10



@dwj__10

Danny Johnson

Career Defensive/Fumble Stats

| Year | Team | G | GS | Tack | Asst | Sacks | Yds | INT | Yds | Lg | TD | PD | QBH | TFL | FF | FR |
|---------------|------|----|----|------|------|-------|-----|-----|-----|----|----|----|-----|-----|----|----|
| 2018 | WAS | 14 | 1 | 7 | 1 | 0.0 | 0.0 | 0 | 0 | 0 | 0 | 1 | 0 | 1 | 0 | 0 |
| 2019 | WAS | 2 | 2 | 10 | 1 | 0.0 | 0.0 | 0 | 0 | 0 | 0 | 1 | 0 | 0 | 0 | 0 |
| 2020 | WAS | 14 | 0 | 0 | 0 | 0.0 | 0.0 | 0 | 0 | 0 | 0 | 0 | 0 | 0 | 0 | 0 |
| Career Totals | | | | | | | | | | | | | | | | |
| Totals | | 30 | 3 | 17 | 2 | 0.0 | 0.0 | 0 | 0 | - | 0 | 2 | 0 | 1 | 0 | 0 |
| Postseason | | | | | | | | | | | | | | | | |
| 2020 | WAS | 1 | 0 | 0 | 0 | 0.0 | 0.0 | 0 | 0 | 0 | 0 | 0 | 0 | 0 | 0 | 0 |
| Totals | | 1 | 0 | 0 | 0 | 0.0 | 0.0 | 0 | 0 | 0 | 0 | 0 | 0 | 0 | 0 | 0 |

Career Returning Stats

| Year | Team | PR | FC | Yds | Avg | Lg | TD | KR | FC | Yds | Avg | Lg | TD |
|------------|------|----|----|-----|-----|----|----|----|----|-----|------|----|----|
| 2018 | WAS | 0 | 0 | 0 | - | - | 0 | 12 | 0 | 283 | 23.6 | 44 | 0 |
| 2020 | WAS | 1 | 4 | 3 | 3.0 | 3 | 0 | 26 | 0 | 573 | 22.0 | 46 | 0 |
| Totals | | 1 | 4 | 3 | 3.0 | 3 | 0 | 38 | 0 | 856 | 22.5 | 46 | 0 |
| Postseason | | | | | | | | | | | | | |
| 2020 | WAS | 0 | 0 | 0 | - | - | 0 | 1 | 0 | 31 | 31 | 31 | 0 |
| Totals | | 0 | 0 | 0 | - | - | 0 | 1 | 0 | 31 | 31 | 31 | 0 |

Single-Season Career Highs

| | | |
|-----------|----|------------|
| Games | 14 | 2018, 2020 |
| Sacks | -- | -- |
| Sack Yds. | -- | -- |
| TFL | 1 | 2018 |
| Tackles | 11 | 2019 |
| INT | -- | -- |
| PD | 1 | 2018, 2019 |
| FF | -- | -- |
| FR | -- | -- |
| QBH | -- | -- |

Single-Game Career Highs

| | | |
|-----------|----|--------------------------------|
| Sacks | -- | -- |
| Sack Yds. | -- | -- |
| TFL | 1 | Nov. 4, 2018 vs. ATL |
| Tackles | 10 | Dec. 15, 2019 vs. PHI |
| INT | 1 | Oct. 20, 2019 vs. SF |
| PD | 1 | 2x, last Dec. 15, 2019 vs. PHI |
| FF | -- | -- |
| FR | -- | -- |
| QBH | -- | -- |

Transactions

| Date | From Team | To Team | Description |
|------------|------------|------------|---|
| 03/23/2021 | Washington | Washington | re-signed/unrest FA (One-year contract) |
| 12/10/2019 | Washington | Washington | Activated from PUPL |
| 08/31/2019 | Washington | Washington | Placed on PUPL |
| 05/02/2018 | Washington | Washington | signed |



JORDAN KUNASZYK

Linebacker

59

6-3

235

3rd Season

Year-by-Year

Kunaszyk has appeared in 15 total games, registering two total tackles (one solo), a half-stuff alongside eight special teams tackles (four solo).

2020 (WAS)

Appeared in six contests, recording three special teams tackles (two solo).

2019 (WAS)

Appeared in nine games and recorded two tackles (one solo).



October 15, 1996 (24)



Sacramento, Calif.



University of California



FA - '20

College

Played in 34 games with 19 starts and contributed 273 tackles to rank eighth on Cal's all-time list while adding 18.0 tackles for loss (-97 yards), 7.5 sacks (-61 yards), four interceptions that he returned 67 yards, three pass breakups, six forced fumbles, two fumble recoveries and four quarterback hurries in three seasons at Cal after transferring from American River College.

Compiled career highs of 148 tackles, 11.0 tackles for loss (career-high -55 yards), 4.0 sacks (-24 yards), five forced fumbles, three pass breakups and three quarterback hurries, as well as a career-high-tying one fumble recovery as a 2018 senior.

Had a career-high 37 sack yards and a career-high two interceptions that he returned for a career-high 53 yards while tying his career best with one fumble recovery as a 2017 junior.

Registered a career-high 22 tackles as a senior vs. UCLA that were the most by a Cal player since Jerrott Willard also had 22 against USC in 1993.

Became the first Cal player to earn Walter Camp Defensive Player of the Week honors when he had a career-high 2.5 sacks and a career-high-tying 2.5 tackles for loss as well as career highs with 31 tackle for loss and sack yards as junior against Washington State while he also had a career-high-tying one interception, one forced fumble and one quarterback hurry in the contest

Equaled a career-high with 2.5 tackles for loss against Idaho State as a senior.

Matched his career-high-tying single interception as a sophomore to seal a 52-49 double overtime win against Oregon and again against the Ducks in Eugene as junior that he returned a career-long 53 yards.

Had one forced fumble in a single game six times, as well as one interception and one quarterback hurry on four occasions each, one pass breakup three times, and one fumble recovery twice.

Had 12 career double-digit tackle games with nine as a senior and three as a junior.

Led or co-led Cal in tackles 11 times, six times as a senior and five in his junior campaign.

Personal

High School - Roseville HS

Highlights - Two-time All-Sierra Foothill League selection as a 2012 junior and 2013 senior, who combined for 178 tackles, 30.0 tackles for loss and 5.0 sacks during his two varsity campaigns.

Family - Son of Robert Kunaszyk and Audria Brott.



@Jordankunaszyk



@Jordankunaszyk

Jordan Kunaszyk

Career Defensive/Fumble Stats

| Year | Team | G | GS | Tack | Asst | Sacks | Yds | INT | Yds | Lg | TD | PD | QBH | TFL | FF | FR |
|---------------|------|----|----|------|------|-------|-----|-----|-----|----|----|----|-----|-----|----|----|
| 2019 | CAR | 9 | 0 | 1 | 1 | 0.0 | 0.0 | 0 | 0 | 0 | 0 | 0 | 0 | 0 | 0 | 0 |
| 2020 | WAS | 6 | 0 | 0 | 0 | 0.0 | 0.0 | 0 | 0 | 0 | 0 | 0 | 0 | 0 | 0 | 0 |
| Career Totals | | | | | | | | | | | | | | | | |
| Totals | | 15 | 0 | 1 | 1 | 0.0 | 0.0 | 0 | 0 | - | 0 | 0 | 0 | 0 | 0 | 0 |

Transactions

| Date | From Team | To Team | Description |
|------------|------------|------------|--------------------|
| 11/25/2020 | Washington | Washington | active/prac. squad |
| 09/26/2020 | Carolina | Washington | pract. squad add |
| 09/05/2020 | Carolina | Carolina | cut |
| 04/29/2019 | Carolina | Carolina | signed |

W

TYLER LARSEN

Center

69

6-4

325

7th Season



July 8, 1991 (30)



Salt Lake City, Utah



Utah State



FA '21

College

Four-year letterman at Utah State.

Played in 54 games with 52 starts, both school records.

Set a school record with 52 consecutive starts, all at center.

Three-time all-conference selection, earning first-team All-Mountain West Conference honors as a senior in 2013 and first-team All-Western Athletic Conference recognition as a junior in 2012 and sophomore in 2011.

Played in two games as a true freshman in 2009 before suffering a season-ending knee injury and being granted a medical redshirt.



Year-by-Year

2019 [CAR]

Played in 16 games as a reserve offensive lineman in 2019.

2018 [CAR]

Played in a career-high 16 games with three starts at for Carolina in 2018...Helped Carolina rank fourth in the NFL in rushing and first in yards per rush, averaging 5.01 yards per attempt.

2017 [CAR]

Played in 13 games, making 10 starts at center for Carolina in 2017.

Helped the Panthers rank fourth in the NFL in rushing, averaging 131.4 yards per game.

The Panthers were one of two teams with three or more 200-yard rushing games, and the only team with three players to rush for over 400 yards.

2016 [CAR]

Played in nine games with five starts for Carolina in 2016.

Made first career start at Seattle (12/4/16).

Part of an offensive line that allowed zero sacks.

Made NFL debut at Los Angeles (11/6/16).

Personal

High School - Attended Jordan HS in Sandy, Utah

Highlights - Graduated from Utah State with a degree in interdisciplinary studies emphasizing health and wellness.



@TylerLarson58



N/A

Tyler Larsen

Career Offensive Line Stats

| Year | Team | G | GS | Pen | Pen Yds | False Start | Holding | Sacks Allwd | Sack Yds |
|---------------|------|----|----|-----|---------|-------------|---------|-------------|----------|
| 2016 | CAR | 9 | 5 | 0 | 0 | 0 | 0 | 1.00 | 8.00 |
| 2017 | CAR | 14 | 10 | 0 | 0 | 0 | 0 | 0 | 0 |
| 2018 | CAR | 16 | 3 | 2 | 15 | 1 | 1 | 0.00 | 0.00 |
| 2019 | CAR | 16 | 0 | 1 | 5 | 1 | 0 | 0.00 | 0.00 |
| 2020 | CAR | 13 | 0 | 0 | 0 | 0 | 0 | 0 | 0 |
| Career Totals | | | | | | | | | |
| Totals | | 68 | 18 | 3 | 20 | 2 | 1 | 1.00 | 8.00 |
| Postseason | | | | | | | | | |
| 2017 | CAR | 1 | 0 | 0 | 0 | 0 | 0 | 0 | 0 |
| Totals | | 1 | 0 | 0 | 0 | 0 | 0 | 0 | 0 |

Transactions

| Date | From Team | To Team | Description |
|------------|------------|------------|--------------------------------------|
| 03/18/2021 | Carolina | Washington | signed/unrest FA (One-year contract) |
| 08/08/2018 | Carolina | Carolina | re-signed (Two-year extension) |
| 03/09/2018 | Carolina | Carolina | re-signed/excl. FA (One-year tender) |
| 04/17/2017 | Carolina | Carolina | re-signed/excl. FA (One-year tender) |
| 10/11/2016 | Carolina | Carolina | pract. squad add |
| 10/08/2016 | Carolina | Carolina | cut |
| 01/06/2016 | Washington | Carolina | signed |
| 09/05/2015 | Washington | Washington | cut |
| 02/10/2015 | Miami | Washington | signed |
| 08/26/2014 | Miami | Miami | cut |
| 05/12/2014 | Miami | Miami | signed |

W

DEVAROE LAWRENCE

Defensive Tackle

92

6-2

295

4th Season

Year-by-Year

2020 [WAS]

Spent 2020 with Washington and played in one game and registered one tackle.

2019 [CLE]

Appeared in 11 games making two starts. Made eight total tackles (four solo), while recording one interception and one pass defended. Recorded two quarterback hits, two tackles for loss and one forced fumble.

2018 [CLE]

Appeared in one game with Cleveland in 2018.



October 13, 1992 (28)



Greenville, S.C.



University of Auburn



FA - '20

College

Veteran in the rotation at defensive tackle and recorded 45 career tackles and 1.5 sacks. Added six tackles for loss over three seasons at Auburn.

Junior college transfer. Recorded 20 tackles and 4.5 sacks for Coach Bert Williams helping Georgia Military College to the 2012 NJCAA national championship game.

College Life

High School - Carolina High in Greenville, Sc.

Highlights - 247sports No. 11 DT, Top 40 JUCO overall ... PrepStar JUCO All-America.

Family - Son of Sam and Angie Kelly.



N/A



@N/A

Devaroe Lawrence

Career Defensive/Fumble Stats

| Year | Team | G | GS | Tack | Asst | Sacks | Yds | INT | Yds | Lg | TD | PD | QBH | TFL | FF | FR |
|------|------|----|----|------|------|-------|-----|-----|-----|----|----|----|-----|-----|----|----|
| 2018 | CLE | 1 | 0 | 0 | 0 | 0.0 | 0.0 | 0 | 0 | 0 | 0 | 0 | 0 | 0 | 0 | 0 |
| 2019 | CLE | 11 | 2 | 4 | 4 | 0.0 | 0.0 | 1 | 0 | 0 | 0 | 1 | 2 | 2 | 0 | 1 |
| 2020 | WAS | 1 | 0 | 1 | 0 | 0.0 | 0.0 | 0 | 0 | 0 | 0 | 0 | 0 | 0 | 0 | 0 |

Career Totals

| Totals | 13 | 2 | 5 | 4 | 0.0 | 0.0 | 1 | 0 | 0 | 0 | 0 | 1 | 2 | 2 | 0 | 1 |
|--------|----|---|---|---|-----|-----|---|---|---|---|---|---|---|---|---|---|
|--------|----|---|---|---|-----|-----|---|---|---|---|---|---|---|---|---|---|

Single-Season Career Highs

| | | |
|-----------|----|------|
| Games | 11 | 2019 |
| Sacks | -- | -- |
| Sack Yds. | -- | -- |
| TFL | 2 | 2019 |
| Tackles | 8 | 2019 |
| INT | 1 | 2019 |
| PD | 1 | 2019 |
| FF | -- | -- |
| FR | 1 | 2019 |
| QBH | 2 | 2019 |

Single-Game Career Highs

| | | |
|-----------|----|--------------------------------|
| Sacks | -- | -- |
| Sack Yds. | -- | -- |
| TFL | 1 | 2x, last Oct. 7, 2019 at SF |
| Tackles | 1 | 5x, last Oct. 25, 2020 vs. DAL |
| INT | 1 | Sept. 29, 2019 at BAL |
| PD | 1 | Sept. 29, 2019 at BAL |
| FF | -- | -- |
| FR | 1 | Oct. 13, 2019 vs. SEA |
| QBH | 1 | 2x, last Nov. 3, 2019 at DEN |

Transactions

| Date | From Team | To Team | Description |
|------------|-------------|-------------|--------------------------------------|
| 01/11/2021 | Washington | Washington | signed |
| 09/30/2020 | Kansas City | Washington | pract. squad add |
| 09/05/2020 | Kansas City | Kansas City | cut |
| 02/04/2020 | Kansas City | Kansas City | signed |
| 11/30/2019 | Cleveland | Kansas City | pract. squad add |
| 11/26/2019 | Cleveland | Cleveland | cut |
| 01/02/2019 | Cleveland | Cleveland | signed |
| 10/06/2018 | Cleveland | Cleveland | pract. squad add |
| 10/04/2018 | Cleveland | Cleveland | cut |
| 09/01/2018 | New Orleans | Cleveland | traded (for 2019 seventh-round pick) |
| 05/01/2017 | New Orleans | New Orleans | signed |

W

CHARLES LENO JR.

Tackle

72

6-3

307

8th Season



October 9, 1991 (29)



Oakland, Calif.



Boise State



FA - '21

College

Concluded his college career at Boise State having started 39 consecutive games, including each of the last 26 at left tackle.

Was named an first-team All-Mountain West tackle as a senior and second-team all conference as a junior.

Was part of an offensive line that ranked sixth nationally in sacks allowed per game (0.77) as a junior and led the nation as a sophomore.



Personal

High School - San Leandro HS in Ca.

Highlights - Named first-team All-Metro, first team all-East Bay and was selected to the "Cream of the Crop" Bay Area.

Year-by-Year

Has appeared in 102 games with 94 starts over seven NFL seasons.

2020 [CHI]

Started all 16 games for the fifth straight season. Has started 93 consecutive games at left tackle entering the 2021 season.

2019 [CHI]

Started all 16 games for the fourth consecutive season.

2018 [CHI]

Was selected to his first Pro Bowl after starting all 16 games at left tackle. Was part of an offensive line that allowed just 33 sacks, the third fewest in the NFC.

2017 [CHI]

Started all 16 games at left tackle.

2016 [CHI]

Was one of two offensive players to start all 16 games for Chicago.

2015 [CHI]

Appeared in all 16 games making 13 starts.

2014 [CHI]

Appeared in six games and made one start in his rookie season.



@charleslenojr72



@charleslenojr72

Charles Leno Jr.

| Career Offensive Line Stats | | | | | | | | | |
|-----------------------------|------|-----|----|-----|---------|-------------|---------|-------------|----------|
| Year | Team | G | GS | Pen | Pen Yds | False Start | Holding | Sacks Allwd | Sack Yds |
| 2014 | CHI | 6 | 1 | 0 | 0 | 0 | 0 | 0 | 0 |
| 2015 | CHI | 16 | 13 | 5 | 35 | 1 | 3 | 5.50 | 33.00 |
| 2016 | CHI | 16 | 16 | 6 | 40 | 3 | 1 | 4.50 | 35.00 |
| 2017 | CHI | 16 | 16 | 13 | 88 | 6 | 6 | 1.00 | 7.00 |
| 2018 | CHI | 16 | 16 | 6 | 30 | 5 | 0 | 7.00 | 38.00 |
| 2019 | CHI | 16 | 16 | 12 | 99 | 3 | 6 | 5.00 | 33.00 |
| 2020 | CHI | 16 | 16 | 7 | 55 | 3 | 4 | 4.50 | 30.50 |
| Career Totals | | | | | | | | | |
| Totals | | 102 | 94 | 49 | 347 | 21 | 20 | 27.50 | 176.50 |
| Postseason | | | | | | | | | |
| 2018 | CHI | 1 | 1 | 0 | 0 | 0 | 0 | 0 | 0 |
| 2020 | CHI | 1 | 1 | 0 | 0 | 0 | 0 | 0 | 0 |
| Totals | | 2 | 2 | 0 | 0 | 0 | 0 | 0 | 0 |

| Transactions | | | |
|--------------|-----------|------------|---|
| Date | From Team | To Team | Description |
| 05/12/2021 | Chicago | Washington | signed (One-year contract) |
| 05/03/2021 | Chicago | Chicago | cut |
| 08/23/2017 | Chicago | Chicago | re-signed (Four-year extension |
| 05/13/2014 | Chicago | Chicago | signed/draft choice (Four-year contract |



RICK LEONARD

Guard

68

6-7

311

4th Season

Year-by-Year



November 22, 1996 (24)



Middletown, Md.



Florida State



FA - '20

College

2017: Started all 13 games at right tackle...helped running back Cam Akers and Jacques Patrick total 1,772 yards and 14 touchdowns on the ground...against Syracuse, paved holes for true freshman running back Cam Akers to rush for 199 yards, the 14th-best performance in school history...helped secure 504 yards of total offense against ULM in the home finale, a season-best...finished his career with a 7-1 record against rivals Miami and Florida.

2016: Started six games at right tackle - the first three and the final three...converted defensive end who saved his best football for last, providing rushing lanes for running back Dalvin Cook to amass 225 yards and four touchdowns at Syracuse and 153 yards for Cook to go along with no sacks allowed against the fifth-ranked Florida defense...FSU averaged 202.3 rushing yards per game and 264.1 passing yards per game on the season...helped the Seminoles score 33 points in the Orange Bowl, which was the most given up by the No. 6 Michigan defense all season in regulation.

2015: Appeared in all 13 games on special teams and at defensive end...finished with five tackles and 2.5 TFL...registered a career-high four tackles and 1.5 TFL vs. Chattanooga...finished with 1.0 TFL in the Peach Bowl against Houston...one of the top practice players who earned consistent praise from the coaches for his work ethic.

2014: Reserve defensive end who played in four games and made one tackle against The Citadel...also logged action against Wake Forest, at Louisville and versus Oregon in the Rose Bowl...shared Most Outstanding Defensive Player honors following 2015 spring practice.



Personal

High School - Middletown HS, Middletown, Md.

Washington will be Rick's fifth team after spending time with the New Orleans Saints, Los Angeles Rams, Arizona Cardinals and Houston Texans.

He was drafted by the Saints in the fourth round, 127th overall, of the 2018 NFL Draft.



@N/A



N/A

Rick Leonard

| Career Offensive Line Stats | | | | | | | | | |
|-----------------------------|------|---|----|-----|---------|-------------|---------|-------------|----------|
| Year | Team | G | GS | Pen | Pen Yds | False Start | Holding | Sacks Allwd | Sack Yds |
| 2021 | WAS | - | - | - | - | - | - | - | - |
| Career Totals | | | | | | | | | |
| Totals | | - | - | - | - | - | - | - | - |

W

CORNELIUS LUCAS

Tackle

78

6-8

327

8th Season



July 18, 1991 [30]



New Orleans, La.



Kansas State



UFA [CHI]- '20

College

Played in 50 career games with 26 starts at Kansas State... Was a member of the first senior class since 2003 to advance to four straight bowl games...

Started all 13 games at left tackle in 2013, helping the Wildcats earn their first bowl victory in 11 years.

Started all 13 games at left tackle in 2012.

Appeared in 12 games as a reserve offensive lineman and on special teams in 2011.

Appeared in 12 games as a reserve offensive lineman and on special teams in 2010.



Personal

High School - Attended Edna Carr H.S. in New Orleans, La

Highlights - was a three-year starter on the football team... Earned first team all-district honors and was named the Outstanding Offensive Lineman of the Year.

Family - Son of the late Cornelius Lucas III and Priscilla Jones.

Year-by-Year

2020 [WAS]

Week 1 vs. PHI - Appeared on special teams

Week 2 at ARI - Saw action on special teams.

Week 3 at CLE - Appeared on special teams.

Week 4 vs. BAL - Appeared on special teams.

Week 5 vs. LAR - Appeared on special teams.

Week 6 at NYG - Appeared on special teams.

Week 7 vs. DAL - Made his first-career start for Washington in win

Week 9 vs. NYG - Started at left tackle, allowing the offense to gain a season-high 402 net yards and the most since Week 1 of 2018.

Week 10 at DET - Started at left tackle before leaving the game with an ankle injury.

Week 11 vs. CIN - Inactive.

Week 12 at DAL - Inactive.

Week 13 at PIT - Returned to game action in win.

Week 14 at SF - Started at left tackle in win.

Week 15 vs. SEA - Appeared on offense.

Week 16 vs. CAR - Appeared on offense.

Week 17 at PHI - Started at left tackle, allowing RB Antonio Gibson to surpass 1,000 scrimmage yards on the season, the first rookie to do so since Alfred Morris in 2012.

2019 [CHI]

Appeared in 16 games with eight starts.

2018 [NO]

Started in one game in Week 17 vs. CAR [12/30].

2017 [LAR]

Started in one game in Week 17 vs. SF [12/31].

2016 [DET]

Made debut in Week 6 vs. LAR [10/16] and contributed on special teams.

2015 [DET]

Appeared in 15 games with three starts.

2014 [DET]

Appeared in 15 games with three starts during his rookie campaign.



@N/A



@c.lucas78

Cornelius Lucas

Career Offensive Line Stats

| Year | Team | G | GS | Pen | Pen Yds | False Start | Holding | Sacks Allwd | Sack Yds |
|---------------|------|----|----|-----|---------|-------------|---------|-------------|----------|
| 2014 | DET | 15 | 3 | 3 | 30 | 0 | 0 | 5.50 | 40.00 |
| 2015 | DET | 15 | 3 | 4 | 24 | 3 | 1 | 0.50 | 5.00 |
| 2016 | DET | 5 | 0 | 0 | 0 | 0 | 0 | 1.00 | 9.00 |
| 2017 | LAR | 1 | 1 | 1 | 5 | 1 | 0 | 0.50 | 2.50 |
| 2018 | NO | 1 | 1 | 0 | 0 | 0 | 0 | 0 | 0 |
| 2019 | CHI | 16 | 8 | 0 | 0 | 0 | 0 | 1.00 | 6.00 |
| 2020 | WAS | 14 | 8 | 0 | 0 | 0 | 0 | 2.00 | 5.00 |
| Career Totals | | | | | | | | | |
| Totals | | 67 | 24 | 8 | 59 | 4 | 1 | 10.50 | 67.50 |
| Postseason | | | | | | | | | |
| 2014 | DET | 1 | 0 | 0 | 0 | 0 | 0 | 0 | 0 |
| 2016 | DET | 1 | 1 | 1 | 5 | 1 | 0 | 1.00 | 6.00 |
| 2020 | WAS | 1 | 1 | 0 | 0 | 0 | 0 | 1.00 | 6.00 |
| Totals | | 3 | 3 | 2 | 10 | 2 | 0 | 3.00 | 14.00 |

Transactions

| Date | From Team | To Team | Description |
|------------|------------------|------------------|---|
| 03/19/2020 | Chicago Bears | Washington | signed/unrest FA [Two-year contract] |
| 01/23/2019 | New Orleans | Chicago | signed |
| 01/01/2019 | New Orleans | New Orleans | cut |
| 12/27/2018 | New Orleans | New Orleans | signed |
| 12/22/2018 | New Orleans | New Orleans | cut |
| 12/20/2018 | Los Angeles Rams | New Orleans | signed |
| 08/31/2018 | Los Angeles Rams | Los Angeles Rams | cut |
| 04/16/2018 | Los Angeles Rams | Los Angeles Rams | re-signed/unrest FA [One-year contract] |
| 09/12/2017 | Detroit | Los Angeles Rams | signed |
| 09/03/2017 | Detroit | Detroit | cut |
| 04/17/2017 | Detroit | Detroit | re-signed/rest FA [One-year tender] |
| 03/09/2017 | Detroit | Detroit | Restricted Free Agent |
| 05/12/2014 | Detroit | Detroit | signed |

W

COLE LUKE

Safety

46

5-11

200

5th Season

Year-by-Year



June 30, 1995 [26]



Chandler, Ariz.



University of Notre Dame



FA - '20

College

Holds more career starts (26) than any other player on the Notre Dame roster.

Started at cornerback in all 13 games in 2015, ninth on the Irish in tackles (41), ninth on the team in solo tackles (29).

Tied for the team lead with two interceptions and led the Irish with five pass breakups and seven passes defended.



2020 (WAS)

Appeared in five games and recorded one assisted tackle.

2019 (CAR)

Appeared in eight games and recorded two tackles (two solo).

Personal

High School - Hamilton High School in Chandler Ari.

Highlights - Second-team cornerback on prep All-America team for 2013 selected by 247Sports.

First-team defensive back on Arizona Football Coaches Association 2012 Arizona all-state squad.

Family - Son of Herb Watkins and Monica Luke.



@coleluke32



@coleluke

Cole Luke

Career Defensive/Fumble Stats

| Year | Team | G | GS | Tack | Asst | Sacks | Yds | INT | Yds | Lg | TD | PD | QBH | TFL | FF | FR |
|---------------|------|----|----|------|------|-------|-----|-----|-----|----|----|----|-----|-----|----|----|
| 2019 | CAR | 8 | 0 | 2 | 0 | 0.0 | 0.0 | 0 | 0 | 0 | 0 | 0 | 0 | 0 | 0 | 0 |
| 2020 | WAS | 5 | 0 | 0 | 1 | 0.0 | 0.0 | 0 | 0 | 0 | 0 | 0 | 0 | 0 | 0 | 0 |
| Career Totals | | | | | | | | | | | | | | | | |
| Totals | | 13 | 0 | 2 | 1 | 0.0 | 0.0 | 0 | 0 | - | 0 | 0 | 0 | 0 | 0 | 0 |
| Postseason | | | | | | | | | | | | | | | | |
| 2020 | WAS | 1 | 0 | 0 | 0 | 0.0 | 0.0 | 0 | 0 | 0 | 0 | 0 | 0 | 0 | 0 | 0 |
| Totals | | 1 | 0 | 0 | 0 | 0.0 | 0.0 | 0 | 0 | 0 | 0 | 0 | 0 | 0 | 0 | 0 |

Single-Season Career Highs

| | | |
|-----------|----|------|
| Games | 8 | 2019 |
| Sacks | -- | -- |
| Sack Yds. | -- | -- |
| TFL | -- | -- |
| Tackles | 2 | 2020 |
| INT | -- | -- |
| PD | -- | -- |
| FF | -- | -- |
| FR | -- | -- |
| QBH | -- | -- |

Single-Game Career Highs

| | | |
|-----------|----|-------------------------------|
| Sacks | 1 | Nov. 26, 2020 at DAL |
| Sack Yds. | 4 | Nov. 26, 2020 at DAL |
| TFL | 1 | Nov. 26, 2020 at DAL |
| Tackles | 6 | 3x, last Dec. 27 vs. CAR |
| INT | 1 | Jan. 3, 2021 at PHI |
| PD | 1 | 3x, last Jan. 3, 2021 at PHI |
| FF | -- | -- |
| FR | -- | -- |
| QBH | 1 | 2x, last Nov. 26, 2020 at DAL |

Transactions

| Date | From Team | To Team | Description |
|------------|------------|-------------------|--|
| 11/21/2020 | Washington | Washington | active/prac. squad |
| 09/07/2020 | Carolina | Washington | pract. squad add |
| 08/28/2020 | Carolina | Carolina | cut |
| 02/05/2020 | Carolina | Carolina | re-signed/excl. FA (One-year contract) |
| 11/08/2019 | Carolina | Carolina | active/prac. squad |
| 09/01/2019 | Carolina | Carolina | pract. squad add |
| 08/31/2019 | Carolina | Carolina | cut |
| 12/31/2018 | Carolina | Carolina Panthers | signed |
| 09/02/2018 | Carolina | Carolina | pract. squad add |
| 09/01/2018 | Carolina | Carolina | cut |
| 05/01/2017 | Carolina | Carolina | signed |

W

WES MARTIN

Guard

67

6-3

315

3rd Season

Year-by-Year

2020 (WAS)

Week 1 vs. PHI - Started at left guard in win.

Week 2 at ARI - Started at left guard.

Week 3 at CLE - Started.

Week 4 vs. BAL - Started at left guard.

Week 5 vs. LAR - Started at left guard.

Week 6 at NYG - Appeared on special teams.

Week 7 vs. DAL - Saw action on special teams in win.

Week 9 vs. NYG - Contributed on special teams.

Week 10 at DET - Appeared on offense

Week 11 vs. CIN - Saw time on offense and special teams in win.

Week 12 at DAL - Appeared on offense and special teams in win.

Week 13 at PIT - Contributed on offense and special teams in win.

Week 14 at SF - Saw action on special teams in win.

Week 15 vs. SEA - Contributed on special teams.

Week 16 vs. CAR - Saw time on special teams.

Week 17 vs. PHI - Saw action on special teams in win.

2019 (WAS)

Saw action in nine game and made five starts.



College

Martin started the final 37 games, 43 overall, and played in 50 career games at left guard. He is one of four Hoosiers to appear in 50 games. Martin was a 24-time game captain, a four-time Academic All-Big Ten honoree, a three-time Academic All-District 5 team member and a two-time honorable mention All-Big Ten selection.

2018 (Senior): Started all 12 games at left guard. Allowed just two sacks in 935 snaps ... Indiana ranked second in the Big Ten and shared 24th nationally in first downs per game (23.5) ... the Hoosiers finished third in the conference (36th nationally) in passing offense (257.8) and tied for sixth in passing touchdowns.

2017 (Junior): Started all 12 games at left guard. Recorded the most pass blocking snaps (569) among guards nationally without allowing a sack ... Indiana finished third in the Big Ten (35th nationally) in passing offense (265.7), and sixth in scoring offense (26.8) and total offense (395.8).

2016 (Sophomore): Started all 13 games at left guard. Indiana ranked second in the Big Ten in passing offense (273.8) and third in total offense (426.0).

2015 (Freshman): Started the first six games and appeared in all 13 at left guard ... Indiana finished first in the Big Ten in total offense, passing offense and scoring offense, while placing second in rushing offense ... the Hoosiers became the first team since Ohio State in 1995 to lead the league in total, passing and scoring offense ... IU led the conference in scoring offense for the first time since the Big Ten began using the entire season as the statistical champion in 1985.

Personal

High School - Attended Milton-Union H.S. in West Milton, Ohio.

Highlights - Was named to the first team all-state, all-region and all-conference teams as a senior.

Family - Son of Rhonda and Allen Martin.



@WesleyMartin76



@wesmartin76

Wes Martin

Career Offensive Line Stats

| Year | Team | G | GS | Pen | Pen Yds | False Start | Holding | Sacks Allwd | Sack Yds |
|---------------|------|----|----|-----|---------|-------------|---------|-------------|----------|
| 2019 | WAS | 9 | 5 | 1 | 5 | 0 | 0 | 0.50 | 4.50 |
| 2020 | WAS | 16 | 5 | 1 | 10 | 0 | 1 | 4.00 | 29.00 |
| Career Totals | | | | | | | | | |
| Totals | | 25 | 10 | 2 | 15 | 0 | 1 | 4.50 | 33.50 |
| Postseason | | | | | | | | | |
| 2020 | WAS | 1 | 0 | 0 | 0 | 0 | 0 | 0 | 0 |
| Totals | | 1 | 0 | 0 | 0 | 0 | 0 | 0 | 0 |

Transactions

| Date | From Team | To Team | Description |
|------------|------------|------------|--|
| 05/09/2019 | Washington | Washington | signed/draft choice (Four-year contract) |

W

DAVID MAYO

Linebacker

51

6-2

240

7th Season

Year-by-Year

Mayo has played in 86 regular season games with 19 starts and played in four postseason games, including Super Bowl 50, for the Panthers.

Career totals include 132 tackles (81 solo), 2.0 sacks, four passes defended, one forced fumble, and one fumble recovery.

2020 (NYG)

Played in 11 games with two starts. Recorded 20 tackles (12 solo), two TFL and one forced fumble.

2019 (NYG)

In his first season with the Giants, Mayo played in all 16 games for the 3rd consecutive season, including starts in each of the last 13 games, a career high.

Tied Alec Ogletree for 2nd on the team with a career-best 80 tackles (50 solo), including his first two career sacks.

Added 2 passes defended, 2 special teams tackle and a forced fumble.

2018 (CAR)

Mayo played in all 16 games with 3 starts in his final season in Carolina...Finished with 11 tackles, one pass defended and two special teams tackles.

2017 (CAR)

Mayo played in all 16 games for the first time in his career with one start...Recorded 13 tackles, one pass defended and a team-high eight special teams tackles.

2016 (CAR)

Mayo played in 15 games and had nine tackles and a team-leading 11 special teams tackles.

2015 (CAR)

Mayo played in 12 games and finished with 11 special teams tackles.

Played in the team's three postseason games, including 25 snaps on special teams in Super Bowl 50 vs. Denver.



College

Played in 29 games in three seasons (2012-2014) at Texas State after playing 1 season at Santa Monica College.

Texas State totals included 284 tackles (157 solo), four interceptions, three forced fumbles, 2.5 sacks, and one fumble recovery.

As a senior in 2014, Mayo started all 12 games and recorded 154 tackles (72 solo), three forced fumbles, one fumble recovery, and 1.5 sacks. Named Sun Belt Conference Player of the Year after tying the conference record for tackles in a season.

Mayo's 154 tackles ranked second in the country. Named Consensus All-SBC first-team selection.

In 2013, Mayo played in 10 games with nine starts and finished with 89 tackles (63 solo), four interceptions, and a sack. Selected honorable mention All-SBC.

In his first season at Texas State in 2012, Mayo started seven games and had 41 tackles (22 solo) and one fumble recovery.

In his only season at Santa Monica College in 2011, Mayo registered 68 tackles, two passes defended and one fumble recovery. Earned All-Pacific Conference honors.

Personal

High School - Scappoose High School (Ore.).

Highlights - Earned 2nd-team All-State honors as a senior.

Family - Son of Wayne Mayo and Lori Haggans



@N/A



@N/A

David Mayo

Career Defensive/Fumble Stats

| Year | Team | G | GS | Tack | Asst | Sacks | Yds | INT | Yds | Lg | TD | PD | QBH | TFL | FF | FR |
|------|------|----|----|------|------|-------|-----|-----|-----|----|----|----|-----|-----|----|----|
| 2015 | CAR | 12 | 0 | 0 | 0 | 0.0 | 0.0 | 0 | 0 | 0 | 0 | 0 | 0 | 0 | 0 | 0 |
| 2016 | CAR | 15 | 0 | 7 | 1 | 0.0 | 0.0 | 0 | 0 | 0 | 0 | 0 | 0 | 1 | 0 | 0 |
| 2017 | CAR | 16 | 1 | 7 | 6 | 0.0 | 0.0 | 0 | 0 | 0 | 0 | 1 | 0 | 0 | 0 | 0 |
| 2018 | CAR | 16 | 3 | 5 | 6 | 0.0 | 0.0 | 0 | 0 | 0 | 0 | 1 | 0 | 0 | 0 | 0 |
| 2019 | NYG | 16 | 13 | 50 | 30 | 2.0 | 8.5 | 0 | 0 | 0 | 0 | 2 | 2 | 5 | 0 | 1 |
| 2020 | NYG | 11 | 2 | 12 | 8 | 0.0 | 0.0 | 0 | 0 | 0 | 0 | 0 | 0 | 2 | 1 | 0 |

Career Totals

| | | | | | | | | | | | | | | | |
|---------------|-----------|-----------|-----------|-----------|------------|------------|----------|----------|----------|----------|----------|----------|----------|----------|----------|
| Totals | 86 | 19 | 81 | 51 | 2.0 | 8.5 | 0 | 0 | - | 0 | 4 | 2 | 8 | 1 | 1 |
|---------------|-----------|-----------|-----------|-----------|------------|------------|----------|----------|----------|----------|----------|----------|----------|----------|----------|

Postseason

| | | | | | | | | | | | | | | | | |
|---------------|----------|----------|----------|----------|------------|------------|----------|----------|----------|----------|----------|----------|----------|----------|----------|----------|
| 2015 | CAR | 3 | 0 | 0 | 0 | 0.0 | 0.0 | 0 | 0 | 0 | 0 | 0 | 0 | 0 | 0 | 0 |
| 2017 | CAR | 1 | 0 | 0 | 0 | 0.0 | 0.0 | 0 | 0 | 0 | 0 | 0 | 0 | 0 | 0 | 0 |
| Totals | 4 | 0 | 0 | 0 | 0.0 | 0.0 | 0 | 0 | - | 0 | 0 | 0 | 0 | 0 | 0 | 0 |

Career Returning Stats

| Year | Team | PR | FC | Yds | Avg | Lg | TD | KR | FC | Yds | Avg | Lg | TD |
|--------|------|----|----|-----|-----|----|----|----|----|-----|------|----|----|
| 2017 | CAR | 0 | 0 | 0 | - | - | 0 | 1 | 0 | 12 | 12.0 | 12 | 0 |
| Totals | | 0 | 0 | 0 | - | - | 0 | 1 | 0 | 12 | 12.0 | 12 | 0 |

Single-Season Career Highs

| | | |
|------------------|-----|------------------|
| Games | 16 | 2017, 2018, 2019 |
| Sacks | 2 | 2019 |
| Sack Yds. | 8.5 | 2019 |
| TFL | 5 | 2019 |
| Tackles | 80 | 2019 |
| INT | -- | -- |
| PD | 2 | 2019 |
| FF | 1 | 2020 |
| FR | 1 | 2019 |
| QBH | 2 | 2019 |

Single-Game Career Highs

| | | |
|------------------|----|--------------------------------|
| Sacks | 1 | Oct. 20, 2019 vs. ARI |
| Sack Yds. | 5 | Dec. 29, 2019 vs. PHI |
| TFL | 1 | 8x, last Dec. 20, 2020 vs. CLE |
| Tackles | 8 | Oct. 10, 2019 at NE |
| INT | -- | -- |
| PD | 1 | 4x, last Nov. 24, 2019 at CHI |
| FF | 1 | Dec. 13, 2020 vs. ARI |
| FR | 1 | Dec. 9, 2019 at PHI |
| QBH | 1 | 2x last Dec. 9, 2019 at PHI |

Transactions

| Date | From Team | To Team | Description |
|------------|-----------------|-----------------|--|
| 03/18/2021 | New York Giants | Washington | signed (One-year contract) |
| 03/04/2021 | New York Giants | New York Giants | cut |
| 03/16/2020 | New York Giants | New York Giants | re-signed (Three-year extension) |
| 09/02/2019 | San Francisco | New York Giants | signed |
| 08/31/2019 | San Francisco | San Francisco | cut |
| 03/14/2019 | Carolina | San Francisco | signed/unrest FA (Two-year contract) |
| 05/07/2015 | Carolina | Carolina | signed/draft choice (Four-year contract) |



BOBBY McCAIN

Safety

38

5-11 192 7th Season



August 18, 1993 (27)



Sylacauga, Ala.



University of Memphis



FA-MIA-'21

Career Highlights

Played in 87 career games with 55 starts. Tallied 241 tackles (191 solo), four sacks, seven interceptions, 30 passes defended and one forced fumble. Also has 11 special teams tackles (seven solo).

College

Played in 45 games with 43 starts. Made 136 tackles (108 solo), 1.5 sacks, 12 interceptions, 27 passes defended, three fumble recoveries and one forced fumble. Had 42 kickoff returns for 1,061 yards (25.3 avg.).

Also returned four interceptions for TDs. Finished career tied for 5th in school history with 12 interceptions and second with 246 interception return yards.



Personal Life

High School - Oxford Hs in Oxford, Al.

Highlights - As a senior, made 35 tackles and 1 interception. Had 25 receptions for 378 yards (15.1 avg.) and three TDs. Added 28 carries for 212 yards and six touchdowns.

Year-by-Year

2020 (MIA)

Played in all 16 games with 15 starts. Had 46 tackles (39 solo), one interception and five passes defended.

2019 (MIA)

Played in 9 games with 8 starts. Missed the rest of the season after being placed on injured reserve on Nov. 20. Made 25 tackles (19 solo), two interceptions and three passes defended.

2018 (MIA)

Played in 14 games with 13 starts. Made 60 tackles (50 solo), two sacks, one interception and five passes defended. Added one assisted special teams tackle.

2017 (MIA)

Played in all 16 games with seven starts. Added 45 tackles (33 solo), one sack, two interceptions and seven passes defended. Added two solo special teams tackles.

2016 (MIA)

Played in all 16 games with 8 starts. Made 44 tackles (32 solo), one sack, one interception, six passes defended and one forced fumble. Added two special teams tackles (one solo).

2015 (MIA)

Played in all 16 games with four starts. Made 22 tackles (19 solo). Also added six special teams tackles (four solo).



N/A



@bmmccain28

Bobby McCain

Career Defensive/Fumble Stats

| Year | Team | G | GS | Tack | Asst | Sacks | Yds | INT | Yds | Lg | TD | PD | QBH | TFL | FF | FR |
|------|------|----|----|------|------|-------|------|-----|-----|----|----|----|-----|-----|----|----|
| 2015 | MIA | 16 | 4 | 19 | 3 | 0.0 | 0.0 | 0 | 0 | 0 | 0 | 4 | 0 | 0 | 0 | 0 |
| 2016 | MIA | 16 | 8 | 32 | 12 | 1.0 | 11.0 | 1 | 0 | 0 | 0 | 6 | 2 | 3 | 1 | 0 |
| 2017 | MIA | 16 | 7 | 33 | 12 | 1.0 | 13.0 | 2 | 6 | 6 | 0 | 7 | 1 | 3 | 0 | 0 |
| 2018 | MIA | 14 | 13 | 50 | 10 | 2.0 | 14.0 | 1 | 0 | 0 | 0 | 5 | 2 | 3 | 0 | 0 |
| 2019 | MIA | 9 | 8 | 19 | 6 | 0.0 | 0.0 | 2 | 53 | 32 | 0 | 3 | 0 | 0 | 0 | 0 |
| 2020 | MIA | 16 | 15 | 39 | 7 | 0.0 | 0.0 | 1 | 19 | 19 | 0 | 5 | 2 | 0 | 0 | 0 |

Career Totals

| | | | | | | | | | | | | | | | |
|---------------|-----------|-----------|------------|-----------|------------|-------------|----------|-----------|-----------|----------|-----------|----------|----------|----------|----------|
| Totals | 87 | 55 | 192 | 50 | 4.0 | 38.0 | 7 | 78 | 32 | 0 | 30 | 7 | 9 | 1 | 0 |
|---------------|-----------|-----------|------------|-----------|------------|-------------|----------|-----------|-----------|----------|-----------|----------|----------|----------|----------|

Postseason

| | | | | | | | | | | | | | | | | |
|--------|-----|---|---|---|---|-----|-----|---|---|---|---|---|---|---|---|---|
| 2016 | MIA | 1 | 1 | 0 | 2 | 0.0 | 0.0 | 0 | 0 | 0 | 0 | 0 | 0 | 0 | 0 | 0 |
| Totals | | 1 | 1 | 0 | 2 | 0.0 | 0.0 | 0 | 0 | 0 | 0 | 0 | 0 | 0 | 0 | 0 |

Single-Season Career Highs

| | | |
|------------------|----|------------------|
| Games | 16 | 2015, 16, 17, 20 |
| Sacks | 2 | 2018 |
| Sack Yds. | 14 | 2018 |
| TFL | 3 | 2016, 2017, 2018 |
| Tackles | 60 | 2018 |
| INT | 2 | 2017, 19 |
| PD | 7 | 2017 |
| FF | 1 | 2016 |
| FR | -- | -- |
| QBH | 2 | 2016, 2018, 2020 |

Single-Game Career Highs

| | | |
|------------------|----|--------------------------------|
| Sacks | 1 | 4x, last Dec. 9, 2018 vs. NE |
| Sack Yds. | 13 | Dec. 3, 2017 vs. DEN |
| TFL | 2 | 2x, last Dec. 2, 2018 vs. BUF |
| Tackles | 8 | 2x, last Sep. 23, 2018 vs. OAK |
| INT | 1 | 7x, last Oct. 11, 2020 at SF |
| PD | 3 | Dec. 3, 2017 vs. DEN |
| FF | 1 | last Sep. 18, 2016 at NE |
| FR | -- | -- |
| QBH | 1 | 7x, last Oct. 18, 2020 at NYJ |

Transactions

| Date | From Team | To Team | Description |
|------------|-----------|------------|---|
| 05/17/2021 | Miami | Washington | signed [One-year contract (through 2021)] |
| 05/06/2021 | Miami | Miami | cut |
| 06/01/2018 | Miami | Miami | signed [Four-year extension] |
| 05/07/2015 | Miami | Miami | signed/draft choice [Four-year contract] |

W

J.D. McKISSIC

Running Back

41

5-10

195

6th Season

Year-by-Year



August 15, 1993



Phenix City, Ala.



Arkansas State



UFA (DET)-'20

Career Highlights

2020 (WAS)

Paired 80 receptions for 589 yards and two touchdowns with 85 rushes for 365 yards and a touchdown this season.

Became the only player in Washington history to surpass 80 receptions and 80 rushes in a single season.

Became the fifth player in Washington history to record at least 350 yards rushing and 550 yards receiving in a season, and was the first to do so since Joe Washington in 1981.

Was targeted 110 times in 2020, the most for a Washington running back in a single season in franchise history. He also led all running backs this season in targets.

His 80 receptions are second-most in a season for a Washington running back in franchise history and his 589 receiving yards are the fifth-most for a Washington running back in franchise history.

He rushed for a touchdown in the postseason for the first time in his career in the Wild Card Round against Tampa Bay.

Ran for a career-high 68 yards on 11 carries, including a season-long 17-yard rush, in Week 14 against the 49ers.

Scored his first touchdown since 2017 in Week 10 against the Lions.

Registered 510 yards after catch this season, the second-most among running backs this season. His 80 receptions and 589 receiving yards were also the second-most among running backs this season.

His 10 receptions in Week 13 tied for the fifth-most by a running back in a game in Washington history.

Tallied 15 games with a reception, the most for a Washington running back since Chris Thompson did so in 2016.



Personal

High School - Central High, Phenix City, Alabama

Highlights - Named to the Columbus Ledger Enquirer's All-Bi-City football team.

Named first team all-area (large school) as a senior by the Opelika-Auburn News.

Also lettered in basketball.

Family - Son of Patricia Dobbie.

2020 (WAS)

Week 1 vs. PHI - Made his first start in Washington in win, appearing in the run and pass game.

Week 10 at DET - Ran for his first rushing touchdown in Washington and first since 2017 alongside six yards on eight attempts and seven receptions for 43 yards at DET.

Week 13 at PIT - Reeled in 10 receptions for 70 yards alongside five rushes for eight yards in win. His 10 receptions rank tied for fifth-most in a single game for a Washington running back in franchise history.

Week 14 at SF - Rushed for a career-high 68 yards on 11 carries, including a season-long 17-yard rush alongside two catches for 18 yards in win.

NFC Wild Card vs. Tampa - Recorded two attempts for five yards and his first playoff touchdown.

2019 (DET)

Finished the season with 38 carries for a career-high 205 yards and 34 receptions for 233 yards.

Week 1 at ARI - Posted two receptions for 24 yards in his Lions debut in Week 1.

Week 3 vs. KC - Made his first start as a Lion, recording four carries for 30 yards (7.5 avg.).

Week 5 vs. NYG - Tossed a lateral to QB Matthew Stafford on a WR Kenny Golladay 41-yard flea-flicker touchdown.

Week 6 at OAK - Entered the endzone for the first time this season, on a 26-yard pass from QB Matthew Stafford and set a career-high with 72 yards from scrimmage.

2018 (SEA)

Placed on the Reserve/Injured List with a foot injury on September 3, 2018... Saw action in five games and finished with three carries for eight yards.

2017 (SEA)

Played in 13 games, recording 46 rushing attempts for 187 yards (4.1 avg.) and one touchdown, adding 34 receptions for 266 yards (7.8 avg.) and two touchdowns... Scored the first touchdowns of his career (one rushing, two receiving) and set career-highs in every offensive category.

2016 (SEA)

After being claimed by Seattle in 2016, played in the season finale at SF (1/1/17) and both postseason contests.



@JdMcKissic



@j.dmckissic

J.D. McKissic

Career Rushing/Receiving Stats

| Year | Team | G | GS | Att | Yds | Avg | Lg | TD | Rec | Yds | Avg | Lg | TD | Scrim | Fumble |
|------|------|----|----|-----|-----|-----|-----|----|-----|-----|-----|-----|----|-------|--------|
| 2016 | SEA | 1 | 0 | 1 | 2 | 2.0 | 2 | 0 | 2 | 16 | 8.0 | 10 | 0 | 18 | 0 |
| 2017 | SEA | 13 | 1 | 46 | 187 | 4.1 | 30t | 1 | 34 | 266 | 7.8 | 27t | 2 | 453 | 0 |
| 2018 | SEA | 5 | 0 | 3 | 8 | 2.7 | 6 | 0 | 0 | 0 | 0 | 0 | 0 | 8 | 0 |
| 2019 | DET | 16 | 3 | 38 | 205 | 5.4 | 44 | 0 | 34 | 233 | 6.9 | 26t | 1 | 438 | 0 |
| 2020 | WAS | 16 | 7 | 85 | 365 | 4.3 | 17 | 1 | 80 | 589 | 7.4 | 29t | 2 | 954 | 3 |

Career Totals

| | | | | | | | | | | | | | | |
|---------------|-----------|-----------|------------|------------|------------|-----------|----------|------------|-------------|------------|------------|----------|-------------|----------|
| Totals | 51 | 11 | 173 | 767 | 4.4 | 44 | 2 | 150 | 1104 | 7.4 | 29t | 5 | 1871 | 3 |
|---------------|-----------|-----------|------------|------------|------------|-----------|----------|------------|-------------|------------|------------|----------|-------------|----------|

Postseason

| | | | | | | | | | | | | | | | |
|--------|-----|---|---|---|---|-----|---|---|---|----|-----|----|---|----|---|
| 2016 | SEA | 2 | 0 | 1 | 3 | 3.0 | 3 | 0 | 1 | 5 | 5.0 | 5 | 0 | 8 | 0 |
| 2018 | SEA | 1 | 0 | 0 | 0 | 0 | 0 | 0 | 2 | 13 | 6.5 | 7t | 1 | 13 | 0 |
| 2020 | WAS | 1 | 0 | 2 | 5 | 2.5 | 3 | 1 | 2 | 8 | 4.0 | 7 | 0 | 13 | 0 |
| Totals | | 4 | 0 | 3 | 8 | 2.7 | 3 | 1 | 5 | 26 | 5.2 | 7t | 1 | 34 | 0 |

Career Returning Stats

| Year | Team | PR | FC | Yds | Avg | Lg | TD | KR | FC | Yds | Avg | Lg | TD |
|------|------|----|----|-----|-----|----|----|----|----|-----|------|----|----|
| 2016 | SEA | 0 | 0 | 0 | - | - | 0 | 1 | 0 | 22 | 22.0 | 22 | 0 |
| 2018 | SEA | 0 | 0 | 0 | - | - | 0 | 1 | 0 | 18 | 18.0 | 18 | 0 |
| 2019 | DET | 0 | 0 | 0 | - | - | 0 | 1 | 0 | 17 | 17.0 | 17 | 0 |

Career Totals

| | | | | | | | | | | | | |
|---------------|----------|----------|----------|----------|----------|----------|----------|----------|-----------|-------------|-----------|----------|
| Totals | 0 | 0 | 0 | - | - | 0 | 3 | 0 | 57 | 19.0 | 22 | 0 |
|---------------|----------|----------|----------|----------|----------|----------|----------|----------|-----------|-------------|-----------|----------|

Single-Season Career Highs

| | | |
|------------------|-----|------------|
| Games | 16 | 2019, 2020 |
| Attempts | 85 | 2020 |
| Yards | 365 | 2020 |
| Long | 44 | 2019 |
| TD | 1 | 2019, 2020 |
| Rec | 80 | 2020 |
| Yds. | 589 | 2020 |
| Long | 29t | 2020 |
| TD | 2 | 2019, 2020 |
| Scrim Yd. | 954 | 2020 |

Single-Game Career Highs

| | | |
|------------------|-----|--------------------------------|
| Attempts | 13 | Dec. 20, 2020 vs. SEA |
| Yards | 68 | Dec. 13, 2020 at SF |
| Long | 44 | Sep. 22, 2019 at PHI |
| TD | 1 | 2x, last Nov. 15, 2020 at DET |
| Rec | 10 | Dec. 7, 2020 at PIT |
| Yds. | 77 | Dec. 27, 2020 vs. CAR |
| Long | 29t | Dec. 27, 2020 vs. CAR |
| TD | 1 | 5x, last Dec. 27, 2020 vs. CAR |
| Scrim Yd. | 107 | Dec. 20 vs. SEA |

Transactions

| Date | From Team | To Team | Description |
|------------|-----------------|------------------|--------------------------------------|
| 03/18/2020 | Detroit | Washington | signed/unrest FA [Two-year contract] |
| 09/01/2019 | Seattle | Detroit | acquired from waiver |
| 08/31/2019 | Seattle | Seattle | cut |
| 04/15/2019 | Seattle | Seattle | re-signed/excl. FA [One-year tender] |
| 04/13/2018 | Seattle | Seattle | re-signed/excl. FA [One-year tender] |
| 12/20/2016 | Atlanta Falcons | Seattle Seahawks | acquired from waiver |
| 05/05/2016 | Atlanta Falcons | Atlanta Falcons | signed |

W

TERRY McLAURIN

Wide Receiver

17

6-0 **210** **3rd Season**



September 15, 1995 (25)



Indianapolis, Ind.



Ohio State University



2019 3rd Round (76)

Career Highlights

Set a franchise record with four 100-plus yard games in his first 16 career games.

McLaurin hauled in 87 receptions for 1,118 yards and four touchdowns in the regular season.. In his first-career postseason contest, McLaurin caught six passes for 75 yards.

McLaurin's 2,037 career receiving yards and 145 receptions both rank second through a player's first two seasons in Washington history.

McLaurin's 2,037 total career receiving yards rank 27th all-time through a player's first two seasons in NFL history.

McLaurin's 145 receptions rank tied for 19th-most through a player's first two seasons in NFL history.

McLaurin amassed 2,000 career yards against the Eagles in Week 17. He became the second receiver in Washington history to do so in their first two seasons, joining Gary Clark.

McLaurin joined Gary Clark and Charlie Brown as the only three receivers in Washington history to record over 2,000 yards in their first 29-career games.

McLaurin became one of 12 players all-time to register at least 2,000 yards, 145 receptions and 11 touchdowns in their first two seasons in NFL history.

McLaurin reached 1,000-plus yards in a season for the first time in his career in Week 14 of 2020 against the 49ers, becoming the first 1,000-yard receiver for Washington since Pierre Garçon and DeSean Jackson in 2016.

McLaurin became the 11th player for Washington and first since Pierre Garçon in 2013 to reach 1,000 yards through the first 13 games of the season since the 1970 merger.

McLaurin [5] tied Bobby Mitchell [1962-63] for the second-longest streak of 80+ receiving yard games in franchise history in Week 12. Santana Moss [2005] holds the franchise record with six.

McLaurin [12] holds the franchise record for most 80-plus receiving yard games through 29-career contests.



Personal

High School - Cathedral H.S. in Indianapolis, Ind.

Highlights - Helped to lead his team to win three consecutive Class 4A titles between 2010-2012 and win the 2013 Indiana 5A state championship. McLaurin recorded three touchdowns, four tackles and an interception in that title game. He finished his senior season with 953 yards on 58 receptions and eight touchdowns, along with rushing for 744 yards and adding six more touchdowns. Was named 2013 Indiana Mr. Football.

Family - Son of Grace and Terry McLaurin Sr.

Year-by-Year

2020 (WAS)

Week 1 vs. PHI - hauled in 61 yards on five receptions [12.2 avg.] and a 21-yard catch to set Washington up for a score.

Week 2 at ARI - Hauled in 125 yards with seven receptions [17.9 avg.] and a touchdown.

Week 3 at CLE - Hauled in 83 yards on four receptions [20.8 avg.] alongside a 3-yard rush.

Week 4 vs. BAL - Hauled in 118 yards on a career-high 10 receptions [11.8 avg.].

Week 5 vs. LAR - Started and caught three passes for 26 yards.

Week 6 at NYG - Made seven receptions for 74 yards [10.6 avg.].

Week 7 vs. DAL - Reeled in 90 yards on seven receptions [12.9 avg.] and a touchdown in win.

Week 9 vs. NYG - Caught seven passes for 115 yards [16.4 avg.] and a touchdown, tying Charlie Brown for most games with 100-plus yards receiving through 22-career games in franchise history.

Week 10 at DET - Caught seven passes for 95 yards.

Week 11 vs. CIN - Hauled in 84 yards on five receptions [16.8 avg.] in win.

Week 12 at DAL - Reeled in seven catches for 92 yards and a Cowboys touchdown-saving tackle in win.

Week 13 at PIT - Tallied two receptions for 14 yards in win.

Week 14 at SF - Amassed over 1000 yards receiving in a season for the first time in his career with two catches for 24 yards in win.

Week 15 vs. SEA - Tallied seven receptions for 77 yards.

Week 16 vs. CAR - Inactive.

Week 17 at PHI - Hauled in seven receptions for 40 yards and one touchdown in win.

NFC Wild Card Round vs. Tampa - Made his playoff debut tallying six receptions for 75 yards.

2019 (WAS)

Started all 14 games he appeared in and finished the season with 58 receptions for 919 yards and seven touchdowns.

Finished second all-time among rookies in franchise history in receiving yards and receiving touchdowns and third in receptions.



@TheTerry_25



@Terry_25

Terry McLaurin

Career Rushing/Receiving Stats

| Year | Team | G | GS | Att | Yds | Avg | Lg | TD | Rec | Yds | Avg | Lg | TD | Scrim | Fumble |
|---------------|------|----|----|-----|-----|------|----|----|-----|------|------|-----|----|-------|--------|
| 2019 | WAS | 14 | 14 | 0 | 0 | 0 | 0 | 0 | 58 | 919 | 15.8 | 75t | 7 | 919 | 0 |
| 2020 | WAS | 15 | 15 | 2 | 30 | 15.0 | 27 | 0 | 87 | 1118 | 12.9 | 68t | 4 | 1148 | 1 |
| Career Totals | | | | | | | | | | | | | | | |
| Totals | | 29 | 29 | 2 | 30 | 15.0 | 27 | 0 | 145 | 2037 | 14.0 | 75t | 11 | 2067 | 1 |
| Postseason | | | | | | | | | | | | | | | |
| 2020 | NFL | 1 | 1 | 0 | 0 | 0 | 0 | 0 | 6 | 75 | 12.5 | 18 | 0 | 75 | 0 |
| Totals | | 1 | 1 | 0 | 0 | 0 | 0 | 0 | 6 | 75 | 12.5 | 18 | 0 | 75 | 0 |

Single-Season Career Highs

| | | |
|-----------|-------|------|
| Games | 15 | 2020 |
| Attempts | 2 | 2020 |
| Yards | 30 | 2020 |
| Long | 27 | 2020 |
| TD | -- | -- |
| Rec | 87 | 2020 |
| Yds. | 1,118 | 2020 |
| Long | 75t | 2019 |
| TD | 7 | 2019 |
| Scrim Yd. | 1,148 | 2020 |

Single-Game Career Highs

| | | |
|-----------|-----|-------------------------------|
| Attempts | 1 | 2x, last Nov. 15, 2020 at DET |
| Yards | 27 | Nov. 15, 2020 at DET |
| Long | 27 | Nov. 15, 2020 at DET |
| TD | -- | -- |
| Rec | 10 | Oct. 4, 2020 vs. BAL |
| Yds. | 130 | Dec. 15, 2019 vs. PHI |
| Long | 75t | Dec. 15, 2019 vs. PHI |
| TD | 2 | Oct. 13, 2019 at MIA |
| Scrim Yd. | 130 | Dec. 15, 2019 vs. PHI |

Transactions

| Date | From Team | To Team | Description |
|------------|------------|------------|---------------------|
| 06/06/2019 | Washington | Washington | signed/draft choice |



TORRY McTYER

Cornerback

35

5-11

188

5th Season

Year-by-Year



April 10, 1995 (26)



Los Angeles, Calif.



University of Nevada, Las Vegas



FA - '21

College

Finished with 138 total tackles, including 100 solo stops and 7.5 tackles for loss.

Hauled in four career interceptions and made 24 total pass breakups.

Missed one game due to injury as a senior but made 11 starts at CB ... Recorded 49 total tackles, including 34 solo stops and 3.5 TFL

Led the team with 15 passes defended, including a team-high three interceptions and 12 pass breakups.



2019 (CIN)

Appeared in five games and made two tackles and one tackle for loss.

2018 (MIA)

Played in 15 games with four starts totaling 29 tackles (21 solo) and three passes defended.

2017 (MIA)

Played in seven games and recorded one tackle.

Personal

High School - Played at Cathedral HS

Highlights - Helped the Phantoms finish 10-3 as a senior while playing both DB and WR.

Caught 33 passes for 662 yards and 10 touchdowns in 2012 while adding two 80-yard-plus kickoff returns.

Family - Son of Tim McTyer and Raquel Jefferson



@TheeTorryMcTyer



thetorrymctyer

Torry McTyer

Career Defensive/Fumble Stats

| Year | Team | G | GS | Tack | Asst | Sacks | Yds | INT | Yds | Lg | TD | PD | QBH | TFL | FF | FR |
|---------------|------|----|----|------|------|-------|-----|-----|-----|----|----|----|-----|-----|----|----|
| 2017 | MIA | 7 | 0 | 1 | 0 | 0.0 | 0.0 | 0 | 0 | 0 | 0 | 0 | 0 | 0 | 0 | 0 |
| 2018 | MIA | 15 | 4 | 21 | 8 | 0.0 | 0.0 | 0 | 0 | 0 | 0 | 3 | 0 | 0 | 0 | 0 |
| 2019 | CIN | 5 | 0 | 2 | 0 | 0.0 | 0.0 | 0 | 0 | 0 | 0 | 0 | 0 | 1 | 0 | 0 |
| Career Totals | | | | | | | | | | | | | | | | |
| Totals | | 27 | 4 | 24 | 8 | 0.0 | 0.0 | 0 | 0 | - | 0 | 3 | 0 | 1 | 0 | 0 |

Single-Season Career Highs

| | | |
|-----------|----|------|
| Games | 15 | 2018 |
| Sacks | -- | -- |
| Sack Yds. | -- | -- |
| TFL | 1 | 2019 |
| Tackles | 29 | 2018 |
| INT | -- | -- |
| PD | 3 | 2018 |
| FF | -- | -- |
| FR | -- | -- |
| QBH | -- | -- |

Single-Game Career Highs

| | | |
|-----------|----|--------------------------------|
| Sacks | -- | -- |
| Sack Yds. | -- | -- |
| TFL | 1 | Oct. 13, 2019 at BAL |
| Tackles | 5 | 2x, last Dec. 23, 2018 vs, JAX |
| INT | -- | -- |
| PD | 1 | 3x, last Dec. 30, 2018 vs. NE |
| FF | -- | -- |
| FR | -- | -- |
| QBH | -- | -- |

Transactions

| Date | From Team | To Team | Description |
|------------|--------------------|--------------------|---|
| 01/12/2021 | Cincinnati | Washington | signed |
| 10/03/2020 | Cincinnati | Cincinnati | active/prac. squad |
| 09/16/2020 | Cincinnati | Cincinnati | prac. squad add |
| 09/15/2020 | Cincinnati | Cincinnati | cut |
| 09/07/2020 | Cincinnati | Cincinnati | signed |
| 09/05/2020 | Cincinnati | Cincinnati | cut |
| 03/23/2020 | Cincinnati | Cincinnati | re-signed/unrest FA (One-year contract) |
| 09/26/2019 | Kansas City Chiefs | Cincinnati Bengals | active/prac. squad |
| 09/02/2019 | Miami Dolphins | Kansas City Chiefs | prac. squad add |
| 08/31/2019 | Miami Dolphins | Miami Dolphins | cut |
| 05/05/2017 | Miami Dolphins | Miami Dolphins | signed |



CHRIS MILLER

Cornerback

24

5-11

191

1st Season

Year-by-Year

2021 (WAS)
Signed by Washington.



October 6, 1997 (23)



Frisco, Tx.



Baylor



W - (ARI) '21

College

Played in 44 games with 177 tackles (123 solo), four TFL, one sack, six passes defended, three forced fumbles and two fumble recoveries over his time at Baylor.

In 2019, was second team All-Big 12. Appeared in 13 total games, starting 12 games on the year at safety. Finished with 76 total tackles (54 solo), with 2.5 TFL, 2 pass defenses, 2 forced fumbles.



Personal

High School - Lone Star High School in Frisco, Tx.

Highlights - Made 108 tackles, seven PBUs, three forced fumbles and one interception as senior.

Selected 2014 first-team All-District.

Family - Son of Robert and Nicole Miller.



N/A



N/A

Chris Miller

| Career Defensive/Fumble Stats | | | | | | | | | | | | | | | | |
|-------------------------------|------|---|----|------|------|-------|-----|-----|-----|----|----|----|-----|-----|----|----|
| Year | Team | G | GS | Tack | Asst | Sacks | Yds | INT | Yds | Lg | TD | PD | QBH | TFL | FF | FR |
| 2021 | WAS | - | -- | - | - | - | - | - | - | - | - | - | - | - | - | - |
| Career Totals | | | | | | | | | | | | | | | | |
| Totals | | - | - | - | - | - | - | - | - | - | - | - | - | - | - | - |

| Transactions | | | |
|--------------|-----------|------------|----------------------|
| Date | From Team | To Team | Description |
| 05/18/2021 | Arizona | Washington | acquired from waiver |
| 05/17/2021 | Arizona | Arizona | cut |
| 01/05/2021 | Arizona | Arizona | signed |
| 12/21/2020 | Tennessee | Arizona | pract. squad add |
| 09/08/2020 | Seattle | Tennessee | pract. squad add |
| 09/05/2020 | Seattle | Seattle | cut |
| 05/04/2020 | Seattle | Seattle | signed |

W

LAMAR MILLER

Running Back

36

5-10

221

10th Season

Year-by-Year



April 25, 1991 (30)



Miami, Fla.



University of Miami



FA-'20

Career Highlights

In Week 12 of the 2018 season vs. Tennessee, RB Lamar Miller ran for 162 rushing yards on 12 carries (13.5 avg.) and caught one pass for five yards (5.0 avg.). He scored on a 97-yard run in the second quarter, which marked the longest run in franchise history and the longest run in the NFL since Miller's 97-yard touchdown run vs. the Jets in Week 17 of 2014. Titans RB Derrick Henry eventually topped Miller with a 99-yard touchdown run in Week 14.

Miller is the first player in NFL history to record multiple touchdown runs of at least 95 yards and owns two of the seven longest runs in NFL history. It also marked the second-longest run in the history of Monday Night Football, trailing Tony Dorsett's 99-yard run (1983). Miller joins Chris Johnson ('09, '12), Ahman Green ('03, '04) and Bo Jackson ('87, '89) as the only players to record two 90-plus yard touchdown runs in NFL history.

Miller became the first Texans player with at least 150 yards rushing and one touchdown in a game since Arian Foster (Week 8 of 2014).

Miller recorded 148 yards on six carries (24.7 avg.) in the first half, which marks the most first half rushing yards in team history and the second-most in the NFL in 2018 (Saquon Barkley, 159, Week 14). Miller notched 51 rushing yards in the first quarter, which are the most rushing yards recorded by a Texans running back in the first quarter since he rushed for 56 yards in the first quarter vs. Jacksonville in Week 10 of the 2016 season.

Was named to his first career Pro Bowl in 2018.

From 2014-18, Miller rushed for 4,905 yards, which was the second-most in the NFL during that span. He also ranked third in carries (1,126) since 2014 and tied for 10th in rushing touchdowns (29). Miller and Steelers WR Antonio Brown are the only NFL players with 1,000 scrimmage yards and five touchdowns in each of those seasons 2014-18.

In 2017, Miller led the NFL in games with at least 50 rushing yards (13), ranked eighth in the AFC in carries (238) and 11th in the AFC in rush yards (888). In 2016, Miller racked up 1,073 rushing yards, which ranked 10th in the NFL. His 268 carries set a single-season career high and his 1,073 rushing yards were the second-highest mark of his career.



Personal

High School - Attended Miami (Fla.) Killian High School

Highlights - Named first-team all-state recognition as a senior.

Led Miami-Dade in rushing with 217 carries for 1,749 yards and 22 touchdowns.

Held a summer job while in high school at what was then called the Miami MetroZoo (it became Zoo Miami in the summer of 2010).

2018 (HOU)

Finished with 973 yards rushing on 210 carries (4.6 avg.) and recorded 25 receptions for 163 yards (6.5 avg.) and one touchdown in 14 games. Selected to his first-career Pro Bowl

Joined Steelers WR Antonio Brown as the only players to record at least 1,000 scrimmage yards and five total touchdowns in each of the last five seasons.

2017 (HOU)

Led the Texans in rushing with 888 yards on 238 carries (3.73avg.) and had 327 receiving yards on 36 receptions (9.1 avg.) Also scored three rushing touchdowns and a single-season career-high three receiving touchdowns, making him the third player in franchise history to produce three rushing and three receiving touchdowns in a season.

Tied for the NFL lead with 14 games producing 55-or-more scrimmage yards.

One of eight players in the NFL with 880-or-more rushing yards and 320-or-more receiving yards.

Joined WR Antonio Brown, WR Julio Jones and RB Frank Gore as the only players to gain 1,200-or-more yards from scrimmage in each of the last four seasons.

2016 (HOU)

Finished 10th in the NFL in rushing yards (1,073), 19th in scrimmage yards (1,261) and 24th in first downs (61).

2015 (MIA)

Started all 16 games. Recorded 194 carries for 872 yards (4.5 avg.) and eight touchdowns. Added 47 receptions for 397 yards (8.4 avg.) and two receiving touchdowns.

2014 (MIA)

Started all 16 games. Recorded 194 carries for 872 yards (4.5 avg.) and eight touchdowns. Added 47 receptions for 397 yards (8.4 avg.) and two receiving touchdowns.

Led the Dolphins in with 216 carries for 1,099 yards (5.09 avg.) and eight touchdowns in 16 games. Added 38 catches for 275 yards and one touchdown.

Led the Dolphins in rushing on 14 occasions during the season.

Became the first Dolphins player to eclipse the 1,000-yard rushing mark since RB Reggie Bush in 2011 and posted the eighth-highest single-season total in Miami history. His 1,099 yards were 10th in the NFL and fifth in AFC. His eight rushing touchdowns were tied for eighth in the NFL and tied for second in the AFC. His 5.09 average per carry was fifth in the NFL and second in the AFC overall and second in the NFL and AFC among running backs.

2013 (MIA)

Played in all 16 games with 15 starts. Led the Dolphins in rushing with 177 carries for 709 yards and two touchdowns. Added 26 catches for 170 yards.

2012 (MIA)

Played in 14 games with one start as a rookie. Recorded 51 carries for 250 yards and one touchdown. Added six receptions for 45 yards.



@millertime_6



@millertime_26

Lamar Miller

Career Rushing/Receiving Stats

| Year | Team | G | GS | Att | Yds | Avg | Lg | TD | Rec | Yds | Avg | Lg | TD | Scrim | Fumble |
|------|------|----|----|-----|------|-----|-----|----|-----|-----|-----|-----|----|-------|--------|
| 2012 | MIA | 13 | 1 | 51 | 250 | 4.9 | 28 | 1 | 6 | 45 | 7.5 | 12 | 0 | 295 | 0 |
| 2013 | MIA | 16 | 15 | 177 | 709 | 4.0 | 49 | 2 | 26 | 170 | 6.5 | 22 | 0 | 879 | 1 |
| 2014 | MIA | 16 | 16 | 216 | 1099 | 5.1 | 97t | 8 | 38 | 275 | 7.2 | 20 | 1 | 1374 | 3 |
| 2015 | MIA | 16 | 16 | 194 | 872 | 4.5 | 85t | 8 | 47 | 397 | 8.4 | 54t | 2 | 1269 | 1 |
| 2016 | HOU | 14 | 14 | 268 | 1073 | 4.0 | 45 | 5 | 31 | 188 | 6.1 | 16 | 1 | 1261 | 2 |
| 2017 | HOU | 16 | 13 | 238 | 888 | 3.7 | 21 | 3 | 36 | 327 | 9.1 | 32 | 3 | 1215 | 1 |
| 2018 | HOU | 14 | 14 | 210 | 973 | 4.6 | 97t | 5 | 25 | 163 | 6.5 | 16 | 1 | 1136 | 1 |
| 2020 | CHI | 1 | 0 | 0 | 0 | 0 | 0 | 0 | 2 | 6 | 3.0 | 7 | 0 | 6 | 0 |

Career Totals

| | | | | | | | | | | | | | | |
|---------------|------------|-----------|-------------|-------------|------------|------------|-----------|------------|-------------|------------|------------|----------|-------------|----------|
| Totals | 106 | 89 | 1354 | 5864 | 4.3 | 97t | 32 | 211 | 1571 | 7.4 | 54t | 8 | 7435 | 9 |
|---------------|------------|-----------|-------------|-------------|------------|------------|-----------|------------|-------------|------------|------------|----------|-------------|----------|

Postseason

| | | | | | | | | | | | | | | | |
|--------|-----|---|---|----|-----|-----|----|---|----|----|-----|----|---|-----|---|
| 2016 | HOU | 2 | 2 | 50 | 147 | 2.9 | 19 | 1 | 4 | 15 | 3.8 | 6 | 0 | 162 | 0 |
| 2018 | HOU | 1 | 1 | 5 | 18 | 3.6 | 8 | 0 | 8 | 63 | 7.9 | 12 | 0 | 81 | 0 |
| Totals | | 3 | 3 | 55 | 165 | 3.0 | 19 | 1 | 12 | 78 | 6.5 | 12 | 0 | 243 | 0 |

Single-Season Career Highs

| | | |
|------------------|-------|------------------|
| Games | 16 | 2013, 14, 15, 17 |
| Attempts | 268 | 2016 |
| Yards | 1,099 | 2014 |
| Long | 97t | 2014, 2018 |
| TD | 8 | 2014, 2015 |
| Rec | 47 | 2015 |
| Yds. | 397 | 2015 |
| Long | 54t | 2015 |
| TD | 3 | 2017 |
| Scrim Yd. | 1,374 | 2014 |

Single-Game Career Highs

| | | |
|------------------|-----|---------------------------------|
| Attempts | 28 | Sept. 11, 2016 vs. CHI |
| Yards | 178 | Dec. 28, 2012 vs. NYJ |
| Long | 97 | 2x, last Nov. 26, 2018 vs. TEN |
| TD | 2 | 4x, last Dec. 14, 2015 vs. NYG |
| Rec | 7 | Nov. 8, 2015 at BUF |
| Yds. | 97 | Nov. 8, 2015 at BUF |
| Long | 54t | Oct. 25, 2015 vs. HOU |
| TD | 1 | 8x, last Sept. 23, 2018 vs. NYG |
| Scrim Yd. | 236 | Oct. 25, 2015 vs. HOU |

Transactions

| Date | From Team | To Team | Description |
|------------|----------------|----------------------|--|
| 03/29/2021 | Washington | Washington | re-signed/unrest FA (One-year) |
| 12/17/2020 | Chicago Bears | Washington | active/prac. squad |
| 11/17/2020 | Chicago Bears | Chicago Bears | pract. squad add |
| 11/16/2020 | Chicago Bears | Chicago Bears | active/prac. squad |
| 10/05/2020 | New England | Chicago Bears | pract. squad add |
| 09/05/2020 | New England | New England Patriots | cut |
| 08/13/2020 | Houston | New England | signed/unrest FA (One-year contract) |
| 03/18/2020 | Houston | Houston | Declared Free Agent |
| 03/10/2016 | Miami | Houston | signed/unrest FA (Four-year contract) |
| 06/04/2012 | Miami Dolphins | Miami Dolphins | signed/draft choice (Four-year contract) |



DAX MILNE

Wide Receiver

84

6-1

190

1st Season



June 23 1999 (21)



South Jordan, Utah



Brigham Young University



2021 7th Round (258)

College

In 2020, Milne finished the season ranked nationally at No. 4 in receiving yards (1,188), tied at No. 7 in catches (70), tied at No. 18 in receiving touchdowns (8) and No. 19 in receiving yards per game (99.0).

Milne was named PFF All-America Second Team & Phil Steele All-America Third Team in 2020.



Year-by-Year

2021 (WAS)

Was selected in the seventh round (No. 258 overall) of the 2021 NFL Draft.

Was the 502th selection made by Washington in the Common Draft era (since 1967) and the 69th seventh-round selection in the time frame. He is the 100th seventh-round selection by Washington all-time since the institution of the draft in 1936.

Was the sixth BYU player selected by Washington in franchise history and first since 1990.

Was the 10th wide receiver selected by Washington in the seventh round in franchise history and first since 2018.

Personal

High School - Bingham High School, Utah

Highlights - Received Male Athlete of the Year Award at Bingham. Played for three state championship teams in football at Bingham.

Played for two state championship teams in basketball at Bingham

Family - Son of Darren and Jill



@DaxMilne



@dax_milne

Dax Milne

Career Rushing/Receiving Stats

| Year | Team | G | GS | Att | Yds | Avg | Lg | TD | Rec | Yds | Avg | Lg | TD | Scrim | Fumble |
|---------------|------|---|----|-----|-----|-----|----|----|-----|-----|-----|----|----|-------|--------|
| 2021 | WAS | - | - | - | - | - | - | - | - | - | - | - | - | - | - |
| Career Totals | | | | | | | | | | | | | | | |
| Totals | | - | - | - | - | - | - | - | - | - | - | - | - | - | - |

Career Returning Stats

| Year | Team | PR | FC | Yds | Avg | Lg | TD | KR | FC | Yds | Avg | Lg | TD | Fumble |
|--------|------|----|----|-----|-----|----|----|----|----|-----|-----|----|----|--------|
| 2021 | WAS | - | - | - | - | - | - | - | - | - | - | - | - | - |
| Totals | | - | - | - | - | - | - | - | - | - | - | - | - | - |

Transactions

| Date | From Team | To Team | Description |
|------------|------------|------------|--|
| 05/14/2021 | Washington | Washington | signed/draft choice (Four-year contract) |

W

STEVEN MONTEZ

Quarterback

6

6-5

235

2nd Season

Year-by-Year



January 14, 1997 [24]



Oakland, Calif.



University of Colorado



CFA - 2020

College

Started all 11 games in 2019 and has completed 238-of-379 yards for 2,651 yards, 15 touchdowns and 10 interceptions. His 2,651 yards is ninth most in a season in CU history, his 238 completions ranks fifth most and his 379 attempts is sixth most in a season. He also has 56 rushes for 174 yards (280 taking out sacks) with three touchdowns. His total offense numbers include 435 plays for 2,844 yards. His 2,844 yards ranks sixth most in CU history.

Started all 12 games at quarterback in 2018, completing 258-of-399 passes for 2,849 yards and 19 touchdowns with nine interceptions. Has a QB rating was 135.8. Rushed 94 times for 216 yards and three touchdowns.



Personal

High School - Del Valle High School in El Paso, Tx.

Highlights - Passed for 6,512 passing yards with 86 touchdowns, and 8,149 yards of total offense.

Family - His father [Alfred] was a college quarterback at Texas Tech and Western New Mexico and played one season in the NFL with the Oakland Raiders (1996).



@Airmontez12



@Airmontez

Steven Montez

| Career Passing Stats | | | | | | | | | | | | | | | | |
|----------------------|------|---|----|-----|-----|-----|-----|-----|----|-----|-----|------|----|----|-----|------|
| Year | Team | G | GS | Att | Cmp | Pct | Yds | Y/A | TD | TD% | Int | Int% | Lg | Sk | Lst | Rate |
| 2021 | WAS | - | - | - | - | - | - | - | - | - | - | - | - | - | - | - |
| Career Totals | | | | | | | | | | | | | | | | |
| Totals | | - | - | - | - | - | - | - | - | - | - | - | - | - | - | - |

| Transactions | | | |
|--------------|------------|------------|--------------------|
| Date | From Team | To Team | Description |
| 01/01/2021 | Washington | Washington | active/prac. squad |
| 12/28/2020 | Washington | Washington | pract. squad add |
| 12/26/2020 | Washington | Washington | active/prac. squad |
| 12/21/2020 | Washington | Washington | pract. squad add |
| 12/19/2020 | Washington | Washington | active/prac. squad |
| 09/06/2020 | Washington | Washington | pract. squad add |
| 09/05/2020 | Washington | Washington | cut |
| 04/28/2020 | Washington | Washington | signed |

W

JIMMY MORELAND

Cornerback

20

5-11

182

3rd Season



August 26, 1995 [25]



Royal Palm Beach, Fla.



James Madison University



2019 7th Round [227]

College

Played collegiately at James Madison from 2014-18, starting 44 of the 56 games in which he played.

Amassed a total of 208 tackles [125 solo], 63 passes defended, 18 interceptions, 12 tackles for loss, six fumble recoveries, two sacks and a forced fumble.

James Madison's all-time leader in interceptions [18] and interceptions returned for touchdowns [6]



Personal

High School - Royal Palm Beach H.S. in Royal Palm Beach, Fla.

Highlights - Was awarded third team Class 7A All-State honors from the Associated Press as a junior and senior... Played cornerback, safety and wide receiver during his time in high school.

Family - Son of Jimmy Sr. and Yvonne Moreland.

Year-by-Year

2020 [WAS]

Week 1 vs. PHI - Started at cornerback in win, notching six tackles [five solo], his first career interception returned for 32 yards and a pass defended.

Week 2 at ARI - Started, tallying six solo tackles.

Week 3 at CLE - Made an assisted tackle.

Week 4 vs. BAL - Made an assisted tackle

Week 5 vs. LAR - Registered a solo tackle and tackle for loss.

Week 6 at NYG - Registered three tackles [two solo].

Week 7 vs. DAL - Recorded two solo tackles in win.

Week 9 vs. NYG - Compiled three solo tackles.

Week 10 at DET - Appeared on defense.

Week 11 vs. CIN - Recorded two tackles [one solo] and career-first half-sack alongside two quarterback hits in win.

Week 12 at DAL - Notched five tackles [four solo] in win.

Week 13 at PIT - Tallied four tackles [three solo] in win.

Week 14 at SF - Contributed on defense in win.

Week 15 vs. SEA - Registered five tackles [two solo].

Week 16 vs. CAR - Compiled three tackles [two solo] and his first-career forced fumble.

Week 17 at PHI - Made a solo tackle.

NFC Wild Card vs. Tampa - Made three tackles [three solo] in postseason debut.

2019 [WAS]

Appeared in 14 games with five starts and recorded 42 tackles [32 solo], four passes defended, one QBH and one TFL.



@iv_jimmy



@superstar_jimmy

Jimmy Moreland

Career Defensive/Fumble Stats

| Year | Team | G | GS | Tack | Asst | Sacks | Yds | INT | Yds | Lg | TD | PD | QBH | TFL | FF | FR |
|---------------|------|----|----|------|------|-------|-----|-----|-----|----|----|----|-----|-----|----|----|
| 2019 | WAS | 14 | 5 | 32 | 10 | 0.0 | 0.0 | 0 | 0 | 0 | 0 | 4 | 1 | 1 | 0 | 0 |
| 2020 | WAS | 16 | 5 | 33 | 11 | 0.5 | 2.5 | 1 | 32 | 32 | 0 | 1 | 2 | 1 | 1 | 0 |
| Career Totals | | | | | | | | | | | | | | | | |
| Totals | | 30 | 10 | 65 | 21 | 0.5 | 2.5 | 1 | 32 | 32 | 0 | 5 | 3 | 2 | 1 | 0 |
| Postseason | | | | | | | | | | | | | | | | |
| 2020 | WAS | 1 | 0 | 3 | 0 | 0.0 | 0.0 | 0 | 0 | 0 | 0 | 0 | 0 | 0 | 0 | 0 |
| Totals | | 1 | 0 | 3 | 0 | 0.0 | 0.0 | 0 | 0 | 0 | 0 | 0 | 0 | 0 | 0 | 0 |

Single-Season Career Highs

| | | |
|-----------|-----|------------|
| Games | 16 | 2020 |
| Sacks | 0.5 | 2020 |
| Sack Yds. | 2.5 | 2020 |
| TFL | 1 | 2019, 2020 |
| Tackles | 44 | 2020 |
| INT | 1 | 2020 |
| PD | 4 | 2019 |
| FF | 1 | 2020 |
| FR | -- | -- |
| QBH | 2 | 2020 |

Single-Game Career Highs

| | | |
|-----------|-----|---------------------------------|
| Sacks | 0.5 | Nov. 22, 2020 VS. CIN |
| Sack Yds. | 2.5 | Nov. 22, 2020 VS. CIN |
| TFL | 1 | 2x, last Oct. 11, 2020 vs. LAR |
| Tackles | 6 | 4x, last Sept. 20, 2020 at ARI |
| INT | 1 | Sept. 13, 2020 vs. PHI |
| PD | 1 | 5x, last Sept. 13, 2020 vs. PHI |
| FF | 1 | Dec. 27, 2020 vs. CAR |
| FR | -- | -- |
| QBH | 2 | Nov. 22, 2020 vs. CIN |

Transactions

| Date | From Team | To Team | Description |
|------------|------------|------------|---------------------|
| 06/06/2019 | Washington | Washington | signed/draft choice |

W

JARED NORRIS

Linebacker

50

6-1

238

5th Season



July 19, 1993 (28)



Bakersfield, Calif.



University of Utah



FA - '20

College

Two-time All-Pac-12 Conference selection played in 42 games with 32 starts at Utah.

Totaled 269 tackles, 24 tackles for loss, seven sacks, four forced fumbles, two fumble recoveries and eight passes defended.

As a senior in 2015, named All-Pac-12 Second Team... Started 12 games. Ranked second on the Utes with 87 tackles. Posted 6.5 tackles for loss, one sack, two forced fumbles, one fumble recovery and five passes defended.

As a junior in 2014, All-Pac-12 Conference Honorable Mention... Led the team with 116 tackles to go along with 13 tackles for loss, four sacks and one pass defended.

Played in 10 games with seven starts as a sophomore in 2013. Compiled 64 tackles, 4.5 tackles for loss, two sacks, two forced fumbles and two passes defended.

As a freshman in 2012, played in seven games... Logged two tackles and one fumble recovery.

Redshirted as a true freshman in 2011.



Personal

High School - Centennial H.S. in Corona, Calif.

Highlights - Graduated from Utah with a degree in economics.

Year-by-Year

2020 (WAS)

Week 1 vs. PHI - Started at outside linebacker in his Washington debut, recording four tackles [three solo] in win.

Week 2 at ARI - Elevated from practice squad, appearing on special teams.

Week 3 at CLE - Elevated from practice squad, appearing on special teams.

Week 4 vs. BAL - Elevated from practice squad and contributed a special teams tackle.

Week 5 vs. LAR - Inactive vs. LAR.

Week 6 at NYG - Appeared on special teams.

Week 7 vs. DAL - Appeared on special teams.

Week 9 vs. NYG - Saw time on defense and special teams.

Week 13 at PIT - Made a special teams tackle in win.

Week 14 at SF - Appeared on special teams.

Week 15 vs. SEA - Saw time on defense and special teams.

Week 16 vs. CAR - Appeared on special teams.

Week 17 at PHI - Recorded a special teams tackle in win.

NFC Wild Card vs. Tampa - Appeared in his first post-season game.

2018 (CAR)

Played in three games before being placed on the reserve/injured list with a toe injury.

2017 (CAR)

Played in 11 games before finishing the season on the reserve/injured list with a calf injury.

Played primarily on special teams, logging three special teams tackles.

2016 (CAR)

Played in 14 games after signing as an undrafted rookie free agent... Saw action primarily on special teams.

Tied for third on the team with six special teams tackles.



@N/A



@jaredscottieno41

Jared Norris

| Career Defensive/Fumble Stats | | | | | | | | | | | | | | | | |
|-------------------------------|------|----|----|------|------|-------|-----|-----|-----|----|----|----|-----|-----|----|----|
| Year | Team | G | GS | Tack | Asst | Sacks | Yds | INT | Yds | Lg | TD | PD | QBH | TFL | FF | FR |
| 2016 | CAR | 14 | 0 | 0 | 0 | 0.0 | 0.0 | 0 | 0 | 0 | 0 | 0 | 0 | 0 | 0 | 0 |
| 2017 | CAR | 11 | 0 | 0 | 0 | 0.0 | 0.0 | 0 | 0 | 0 | 0 | 0 | 0 | 0 | 0 | 0 |
| 2018 | CAR | 3 | 0 | 0 | 0 | 0.0 | 0.0 | 0 | 0 | 0 | 0 | 0 | 0 | 0 | 0 | 0 |
| 2020 | WAS | 11 | 0 | 0 | 0 | 0.0 | 0.0 | 0 | 0 | 0 | 0 | 0 | 0 | 0 | 0 | 0 |
| Career Totals | | | | | | | | | | | | | | | | |
| Totals | | 39 | 0 | 0 | 0 | 0.0 | 0.0 | 0 | 0 | - | 0 | 0 | 0 | 0 | 0 | 0 |
| Postseason | | | | | | | | | | | | | | | | |
| 2020 | WAS | 1 | 0 | 0 | 0 | 0.0 | 0.0 | 0 | 0 | 0 | 0 | 0 | 0 | 0 | 0 | 0 |
| Totals | | 1 | 0 | 0 | 0 | 0.0 | 0.0 | 0 | 0 | 0 | 0 | 0 | 0 | 0 | 0 | 0 |

| Single-Season Career Highs | | |
|----------------------------|----|------|
| Games | 14 | 2016 |
| Sacks | -- | -- |
| Sack Yds. | -- | -- |
| TFL | -- | -- |
| Tackles | -- | -- |
| INT | -- | -- |
| PD | -- | -- |
| FF | -- | -- |
| FR | -- | -- |
| QBH | -- | -- |

| Single-Game Career Highs | | |
|--------------------------|----|----|
| Sacks | -- | -- |
| Sack Yds. | -- | -- |
| TFL | -- | -- |
| Tackles | -- | -- |
| INT | -- | -- |
| PD | -- | -- |
| FF | -- | -- |
| FR | -- | -- |
| QBH | -- | -- |

| Transactions | | | |
|--------------|------------|------------|---|
| Date | From Team | To Team | Description |
| 03/23/2021 | Washington | Washington | re-signed/unrest FA (One-year contract) |
| 09/06/2020 | Washington | Washington | pract. squad add |
| 09/05/2020 | Washington | Washington | cut |
| 02/13/2020 | Carolina | Washington | signed |
| 08/31/2019 | Carolina | Carolina | cut |
| 03/05/2019 | Carolina | Carolina | re-signed (Two-year extension) |
| 05/02/2016 | Carolina | Carolina | signed |



JARET PATTERSON

Running Back

35

5-9

195

1st Season

Year-by-Year



December 23, 1999 (21)



Glendale, Md.



University of Buffalo



CFA - '21

College

In 2020, played in six games and rushed for 1,072 yards and 19 touchdowns. Led the nation in rushing average (178.7 ypg). Eclipsed 1,000 yards in his fifth game, tying the FBS record for earliest game to reach 1,000 yards. Named winner of the Vern Smith Leadership Award, given to the top player in the Mid-American Conference. Named the MAC Offensive Player of the Year and All-MAC First Team. An All-America Second Team selection.

In 2019, had the finest season by a running back in school history. Rushed for a single-season school record 1,799 yards and scored 19 rushing touchdowns, also a school record. Led the MAC and ranked fifth in the nation in rushing. Named All-MAC First Team. Had eight 100-yard rushing games on the season.

Appeared in 14 games and started six at running back. Was named the MAC Freshman of the Year and All-MAC Second Team. Led the team in rushing with 1,013 yards and 14 touchdowns on the season.



2021 (WAS)

Signed by Washington.

Personal

High School - Attended St. Vincent Pallotti High School in Md.

Highlights - Rushed for 2,045 yards and 23 touchdowns his senior season. Also tallied 113 receiving yards.



@_JP26



@j.patt26

Jaret Patterson

| Career Rushing/Receiving Stats | | | | | | | | | | | | | | | | |
|--------------------------------|------|---|----|-----|-----|-----|----|----|-----|-----|-----|----|----|-------|--------|----|
| Year | Team | G | GS | Att | Yds | Avg | Lg | TD | Rec | Yds | Avg | Lg | TD | Scrim | Fumble | FR |
| 2021 | WAS | - | -- | - | - | - | - | - | - | - | - | - | - | - | - | - |
| Career Totals | | | | | | | | | | | | | | | | |
| Totals | | - | - | - | - | - | - | - | - | - | - | - | - | - | - | - |

| Transactions | | | |
|--------------|------------|------------|-------------|
| Date | From Team | To Team | Description |
| 5/3/2021 | Washington | Washington | signed |

W

DARON PAYNE

Defensive Tackle

94

6-3

320

4th Season



May 27, 1997 [24]



Irondale, Ala.



University of Alabama



2018 1st Round [13]

Career Highlights

Set single-season career-highs in passes defended, tackles for loss and forced fumbles in 2020.

Became the first defensive tackle for Washington to record three forced fumbles and an interception in a single season.

His four passes defended in 2020 were the most for a Washington defensive tackle since Albert Haynesworth in 2009 [5].

Became the first defensive tackle to register an interception since Cornelius Griffin in 2008.

Notched 2.0 sacks, two tackles for loss, three QB hits and one forced fumble in his first-career postseason game in the Wild Card Round against Tampa Bay.

Became the first player for Washington to have a sack and a forced fumble in a postseason contest since Chris Wilson did so in 2008 against Seattle.

Tallied four games with a half-sack and one forced fumble, tied for the most games doing so in a single season for Washington, including the playoffs. He is the first to achieve the feat since Ryan Kerrigan did so in 2014.

Registered five tackles [one solo], a sack, one pass defended, one forced fumble and one fumble recovery in Week 14 against the 49ers in 2020.

Became the sixth defensive tackle in NFL history to record a sack, a pass defended, a forced fumble and a fumble recovery in a single game and the first defensive tackle for Washington to do so.

Recorded a sack and a forced fumble in a game for the first time since Week 5 of 2018.

Compiled 34 stops, the most among interior defensive linemen in 2020, according to Pro Football Focus.

College

Played collegiately in 44 games at Alabama from 2015-17... Compiled 102 career tackles [39 solo], 5.0 tackles for loss, 3.0 sacks, five pass breakups, two fumble recoveries, one forced fumble and one interception.



Personal

High School - Attended Shades Valley H.S. in Irondale, Ala

Highlights - Rated as a five-star prospect and the No. 1 player in the state of Alabama by Rivals.com... Was named a five-star prospect by Scout.com.

Family - Son of Ron Payne and Kemberly Smith.

Year-by-Year

2020 [WAS]

Week 1 vs. PHI - Started in win tallying two tackles, 0.5 sacks and a forced fumble, contributing to a defense that notched 8.0 sacks.

Week 2 at ARI - Started and contributed on defense.

Week 3 at CLE - Started and compiled five tackles [three solo] and a tackle for loss.

Week 4 vs. BAL - Started tallying five tackles [one solo] and a quarterback hit.

Week 5 vs. LAR - Started and contributed four tackles [two solo].

Week 6 at NYG - Notched five tackles [four solo], a tackle for loss, a quarterback hit and a pass defended.

Week 7 vs. DAL - Added a solo tackle in win.

Week 9 vs. NYG - Notched five tackles [four solo], a tackle for loss, a quarterback hit and a pass defended.

Week 10 at DET - Tallied two assisted tackles.

Week 11 vs. CIN - Added two assisted tackles in win.

Week 12 at DAL - Notched three assisted tackles, a half-sack, two quarterback hits and a forced fumble in win.

Week 13 at PIT - Recorded five tackles [four solo], two tackles for loss and a pass defended in win.

Week 14 at SF - Registered five tackles [one solo], one sack, one pass defended, one forced fumble and one fumble recovery in win.

Week 15 vs. SEA - Notched his first-career interception, one solo tackle and one pass defended.

Week 16 vs. CAR - Tallied four tackles [three solo], a nine-yard sack and two tackles for loss.

Week 17 at PHI - Recorded two solo tackles and a quarterback hit in win.

NFC Wild Card vs. Tampa - Recorded five tackles [two solo], two sacks and three quarterback hits in his first career playoff game.

2019 [WAS]

Appeared in 15 games with nine starts and notched 56 tackles [32 solo], two sacks and three tackles for loss.

2018 [WAS]

Started in all 16 games in which he appeared, recording 35 tackles [14 solo] with 5.0 sacks, three passes defended, eight quarterback hurries, six tackles for loss, one forced fumble and one fumble recovery.



@94yne



@94yne

Daron Payne

Career Defensive/Fumble Stats

| Year | Team | G | GS | Tack | Asst | Sacks | Yds | INT | Yds | Lg | TD | PD | QBH | TFL | FF | FR |
|---------------|------|----|----|------|------|-------|------|-----|-----|----|----|----|-----|-----|----|----|
| 2018 | WAS | 16 | 16 | 35 | 21 | 5.0 | 28.0 | 0 | 0 | 0 | 0 | 3 | 8 | 6 | 1 | 1 |
| 2019 | WAS | 15 | 9 | 32 | 24 | 2.0 | 11.0 | 0 | 0 | 0 | 0 | 2 | 4 | 3 | 0 | 0 |
| 2020 | WAS | 16 | 16 | 27 | 27 | 3.0 | 16.5 | 1 | 0 | 0 | 0 | 4 | 8 | 7 | 3 | 1 |
| Career Totals | | | | | | | | | | | | | | | | |
| Totals | | 47 | 41 | 94 | 72 | 10.0 | 55.5 | 1 | 0 | 0 | 0 | 9 | 20 | 16 | 4 | 2 |
| Postseason | | | | | | | | | | | | | | | | |
| 2020 | NFL | 1 | 1 | 2 | 3 | 2.0 | 14.0 | 0 | 0 | 0 | 0 | 0 | 3 | 2 | 1 | 0 |
| Totals | | 1 | 1 | 2 | 3 | 2.0 | 14.0 | 0 | 0 | 0 | 0 | 0 | 3 | 2 | 1 | 0 |

Single-Season Career Highs

| | | |
|-----------|----|------------|
| Games | 16 | 2018, 2020 |
| Sacks | 5 | 2018 |
| Sack Yds. | 28 | 2018 |
| TFL | 7 | 2020 |
| Tackles | 56 | 2018, 2019 |
| INT | 1 | 2020 |
| PD | 4 | 2020 |
| FF | 3 | 2020 |
| FR | 1 | 2018, 2020 |
| QBH | 8 | 2018, 2020 |

Single-Game Career Highs

| | | |
|-----------|---|--------------------------------|
| Sacks | 1 | 9x, last Dec. 27, 2020 vs. CAR |
| Sack Yds. | 9 | 2x, last Dec. 27, 2020 vs. CAR |
| TFL | 2 | 2x, last Dec. 27, 2020 vs. CAR |
| Tackles | 7 | Oct. 20, 2019 vs. SF |
| INT | 1 | Dec. 20, 2020 vs. SEA |
| PD | 1 | 9x, last Dec. 20, 2020 vs. SEA |
| FF | 1 | 4x, last Dec. 13, 2020 at SF |
| FR | 1 | 2x, Dec. 13, 2020 at SF |
| QBH | 2 | 2x, Nov. 26, 2020 at DAL |

Transactions

| Date | From Team | To Team | Description |
|------------|------------|------------|-----------------------|
| 04/27/2021 | Washington | Washington | team exercises option |
| 05/10/2018 | Washington | Washington | signed/draft choice |

W

JUSTIN PHILLIPS

Linebacker

45

6-0

235

3rd Season

Year-by-Year



October 10, 1995 (25)



Houston, Texas



Oklahoma State



FA - '20

College

As a senior in 2018, was the leading tackler on the squad with 98 stops which ranked sixth in the conference. Was tied for second on the team with 11 tackles for loss. Had two sacks, five quarterback hurries and three pass breakups.



Personal

High School - Pearland High School, Tx.

Highlights - Finished his senior year with 86 tackles, including 61 unassisted, 11 tackles for loss and two sacks ... Also snagged two interceptions, two fumbles recovered and a forced fumble ... Had a forced fumble and 88-yard return for a score in the Texas 5A state championship game.

Family - Son of Jeff and Donna Phillips.

2018 (OAK)

Appeared in four games on special teams. Tallied four tackles (two solo).



@Phillips_Era19



@jphillips19_

Justin Phillips

Career Defensive/Fumble Stats

| Year | Team | G | GS | Tack | Asst | Sacks | Yds | INT | Yds | Lg | TD | PD | QBH | TFL | FF | FR |
|---------------|------|---|----|------|------|-------|-----|-----|-----|----|----|----|-----|-----|----|----|
| 2019 | Oak | 4 | 0 | 2 | 2 | 0.0 | 0.0 | 0 | 0 | 0 | 0 | 0 | 0 | 0 | 0 | 0 |
| Career Totals | | | | | | | | | | | | | | | | |
| Totals | | 4 | 0 | 2 | 2 | 0.0 | 0.0 | 0 | 0 | 0 | 0 | 0 | 0 | 0 | 0 | 0 |

Transactions

| Date | From Team | To Team | Description |
|------------|------------|------------|--------------------|
| 01/13/2021 | Washington | Washington | signed |
| 11/05/2020 | Las Vegas | Washington | pract. squad add |
| 09/05/2020 | Las Vegas | Las Vegas | cut |
| 05/06/2020 | Las Vegas | Las Vegas | signed |
| 10/29/2019 | Oakland | Oakland | cut |
| 09/25/2019 | Oakland | Oakland | active/prac. squad |
| 09/02/2019 | Dallas | Oakland | pract. squad add |
| 08/31/2019 | Dallas | Dallas | cut |
| 08/01/2019 | Dallas | Dallas | signed |
| 06/19/2019 | Dallas | Dallas | cut |
| 05/01/2019 | Dallas | Dallas | signed |

W

JEREMY REAVES

Safety

39

5-11 200 4th Season



August 29, 1996 [24]



Pensacola, Fla.



Southern Alabama



FA - '20

College

Played collegiately at South Alabama from 2014-17, where he amassed 301 total tackles (208 solo), 22 passes defended, eight interceptions, eight forced fumbles and two fumble recoveries in 45 games played.

Earned the Sun Belt Defensive Player of the Year award during his senior campaign after racking up 104 total tackles (70 solo), three interceptions and 1.5 sacks.

Earned an invite to the 2018 Reese's Senior Bowl, where he tallied eight solo tackles and an interception in the college all-star game.

Was named to the first-team all-Sun Belt Conference in his junior year in 2016, after notching 85 total tackles (54 solo), a team-high seven passes defended and three interceptions.

In his sophomore season, the defensive back was selected to the second-team all-Sun Belt Conference after finishing second on the team in total tackles (96) and tackles for loss (eight), both of which were career-highs in his 12 starts.



Year-by-Year

2020 (WAS)

Week 9 vs. NYG - Appeared on special teams.

Week 10 at DET - Appeared on special teams.

Week 11 vs. CIN - Appeared on special teams and had one tackle.

Week 12 at DAL - Had one tackle, one sack for four yards, a QBH and a TFL in win.

Week 13 at PIT - Recorded one tackle in win.

Week 14 at SF - Recorded six tackles (four solo) in win.

Week 15 vs. SEA - Recorded six tackles (two solo).

Week 16 vs. CAR - Recorded six tackles (three solo).

Week 17 at PHI - Recorded four tackles, all solo, his first career interception and one pass defended in win.

NFC Wild Card vs. Tampa Bay - Recorded 10 total tackles (nine solo) and a forced fumble.

2019 (WAS)

Appeared in nine games making three starts. Made 11 tackles (six solo) and added a pass defended.

2018 (PHI/WAS)

Signed with the Eagles as a college free agent and waived during final cuts prior to Week 1... Spent time on Washington's practice squad before being promoted to the team's active roster on Dec. 19.

Appeared in the final two games of the season for Washington.

Personal

High School - Pensacola Catholic H.S. in Pensacola, Fla.

Highlights - Recorded 39 total tackles and five interceptions, helping the Crusaders go 12-1 towards a berth in the quarterfinals of the state 5A playoffs... Was selected as an honorable mention all-state while earning first-team all-area and all-Northwest Florida honors.

Family - Son of Michael Reese and Rose Hinton.



@JR1ERA



@jr1era

Jeremy Reaves

Career Defensive/Fumble Stats

| Year | Team | G | GS | Tack | Asst | Sacks | Yds | INT | Yds | Lg | TD | PD | QBH | TFL | FF | FR |
|---------------|------|----|----|------|------|-------|-----|-----|-----|----|----|----|-----|-----|----|----|
| 2018 | WAS | 2 | 0 | 0 | 0 | 0.0 | 0.0 | 0 | 0 | 0 | 0 | 0 | 0 | 0 | 0 | 0 |
| 2019 | WAS | 9 | 3 | 6 | 5 | 0.0 | 0.0 | 0 | 0 | 0 | 0 | 1 | 1 | 0 | 0 | 0 |
| 2020 | WAS | 9 | 3 | 15 | 9 | 1.0 | 4.0 | 1 | 0 | 0 | 0 | 2 | 1 | 1 | 0 | 0 |
| Career Totals | | | | | | | | | | | | | | | | |
| Totals | | 20 | 6 | 21 | 14 | 1.0 | 4.0 | 1 | 0 | 0 | 0 | 3 | 2 | 1 | 0 | 0 |
| Postseason | | | | | | | | | | | | | | | | |
| 2020 | WAS | 1 | 1 | 9 | 1 | 0.0 | 0.0 | 0 | 0 | 0 | 0 | 0 | 0 | 0 | 1 | 0 |
| Totals | | 1 | 1 | 9 | 1 | 0.0 | 0.0 | 0 | 0 | 0 | 0 | 0 | 0 | 0 | 1 | 0 |

Single-Season Career Highs

| | | |
|-----------|----|------------|
| Games | 9 | 2019, 2020 |
| Sacks | 1 | 2020 |
| Sack Yds. | 4 | 2020 |
| TFL | 1 | 2020 |
| Tackles | 24 | 2020 |
| INT | 1 | 2020 |
| PD | 2 | 2020 |
| FF | -- | -- |
| FR | -- | -- |
| QBH | 1 | 2019, 2020 |

Single-Game Career Highs

| | | |
|-----------|----|-------------------------------|
| Sacks | 1 | Nov. 26, 2020 at DAL |
| Sack Yds. | 4 | Nov. 26, 2020 at DAL |
| TFL | 1 | Nov. 26, 2020 at DAL |
| Tackles | 6 | 3x, last Dec. 27 vs. CAR |
| INT | 1 | Jan. 3, 2021 at PHI |
| PD | 1 | 3x, last Jan. 3, 2021 at PHI |
| FF | -- | -- |
| FR | -- | -- |
| QBH | 1 | 2x, last Nov. 26, 2020 at DAL |

Transactions

| Date | From Team | To Team | Description |
|------------|--------------|--------------|--------------------|
| 10/27/2020 | Washington | Washington | active/prac. squad |
| 09/06/2020 | Washington | Washington | prac. squad add |
| 09/05/2020 | Washington | Washington | cut |
| 10/12/2019 | Washington | Washington | active/prac. squad |
| 09/01/2019 | Washington | Washington | prac. squad add |
| 08/31/2019 | Washington | Washington | cut |
| 12/19/2018 | Washington | Washington | active/prac. squad |
| 10/22/2018 | Washington | Washington | prac. squad add |
| 09/18/2018 | Washington | Washington | prac. squad del |
| 09/12/2018 | Philadelphia | Washington | prac. squad add |
| 09/01/2018 | Philadelphia | Philadelphia | cut |
| 05/11/2018 | Philadelphia | Philadelphia | signed |



SAMMIS REYES

Tight End

80

6-7

240

1st Season



October 19, 1995 (25)



Talcahuano, Chile



Tulane University



FA - '21



Personal Life

Named to the Dean's List three times and graduated from Palm Beach State with a 3.6 GPA.

Was a four-year letter-winner at North Broward Prep, helping his team to a 26-5 record as a senior.

Averaged 24.5 points, 13.2 rebounds, 4.6 assists and 2.6 blocks in his final season at North Broward.

Notched a career-best 38 points, 18 rebounds and six assists as a senior against University School.

Was selected to play in the Private vs. Public All-Star Game in Florida as a senior.

Named MVP, Top Rebounder, Top Scorer and Dunk Contest Champion at the Campiono Di Domani tournament in Chile.

Was a member of the U17 and U15 Chilean National Team.

Son of Daniel Reyes and Rossana Martel.

Life Before Football

Grew up in Santiago where he was a multi-sport athlete playing both soccer and basketball.

Played on the Chilean national basketball team as a power forward.

Played basketball at Tulane.

From 2016-17, he was named to the American Athletic Conference All-Academic Team.

Appeared in 30 games during his first season with the Green Wave. Averaged 0.8 points, 1.5 rebounds and 0.4 blocks in 8.2 minutes per contest.

Shot 9-for-33 (.273) overall from the field and had two steals, one rebounds and a block in 11 minutes against Oklahoma (11/17).

Blocked a pair of shots and dished out one assist in just five minutes against Southern (12/7).

Led all players with a career-high 11 rebounds to complement two blocks and a pair of assists while playing a season-high 27 minutes at No. 23 Cincinnati.

Compiled a season-high nine points on 4-for-5 shooting and grabbed seven rebounds in 22 minutes of court time against Temple (1/31)...Notched two steals in eight minutes against Tulsa (3/9) in the first round of the American Conference Championship.

Before attending Tulane, attended Hawaii for one semester before transferring to Palm Beach State Junior College.

Played one season at Palm Beach State and helped his team to a 24-8 record and a state semifinal appearance after a 14-0 start to the year.

Player Pathway

Sammis competed for an NFL roster spot in 2020 through the NFL's International Player Pathway Program.

Instituted in 2017, the program aims to provide elite international athletes the opportunity to compete at the NFL level, improve their skills, and ultimately earn a spot on an NFL roster.

"Since its creation in 2017, this program has been a part of the league's continuous efforts to strengthen the pipeline of international players in the NFL," said Damani Leech, NFL Chief Operating Officer of International. "We look forward to providing athletes from around the world with the opportunity to showcase their skills as we continue to grow the game globally."



@SammisReyes



@sammisreyes

| Career Rushing/Receiving Stats | | | | | | | | | | | | | | | |
|--------------------------------|------|---|----|-----|-----|-----|----|----|-----|-----|-----|----|----|-------|--------|
| Year | Team | G | GS | Att | Yds | Avg | Lg | TD | Rec | Yds | Avg | Lg | TD | Scrim | Fumble |
| 2021 | WAS | - | - | - | - | - | - | - | - | - | - | - | - | - | - |
| Career Totals | | | | | | | | | | | | | | | |
| Totals | | - | - | - | - | - | - | - | - | - | - | - | - | - | - |

| Transactions | | | |
|--------------|------------|------------|------------------------------|
| Date | From Team | To Team | Description |
| 04/13/2021 | Washington | Washington | signed (Three-year contract) |

W

DARRYL ROBERTS

Cornerback

34

6-0

182

6th Season

Year-by-Year

2020 (DET)

Appeared in 11 games making five starts. Made 39 tackles (34 solo), one TFL, six passes defended and an interception.

2019 (NYJ)

Appeared in 13 games (10 starts), registering a career-high 61 tackles (56 solo), six pass defenses and one interception. Also added two special teams tackles.

2018 (NYJ)

Appeared in all 16 games for the first time in his career (10 starts), recording 45 tackles (39 solo), seven pass defenses and one interception. Became the first Jets defensive back to start at least five games at corner and at least five at safety in a season since Johnny Lynn in 1985.

2017 (NYJ)

Appeared in 15 games (four starts), registering 37 tackles (36 solo), one interception and eight pass defenses.

2016 (NYJ)

Appeared in 12 games (two starts) recording 21 tackles (19 solo) and six pass defenses.

2015 (NE)

Spent his rookie year on Reserve/Injured after suffering an injury in the preseason opener.



November 26, 1990 (30)



Lakeland, Fla.



Marshall University



FA - '21

College

Finished his Marshall career with 185 tackles, 10.5 for loss, 38 pass defenses and five interceptions.

Started all 14 games in 2014 for the nationally ranked Herd, and the co-captain ranked No. 5 on the team with 75 tackles (46 solo) and one forced fumble. Voted All-Conference USA First Team by league coaches.

Started 13 of 14 games played in 2013, registering 58 tackles (41 solo), two interceptions and a blocked PAT en route to earning All-Conference USA Honorable Mention honors.

Took a medical redshirt year in 2012 due to an offseason injury.

Appeared in 13 games in 2011, recording 37 tackles (25 solo) 1.0 sack, 7 pass breakups and one interception.

Played in all 13 games as a true freshman in 2010, posting 16 tackles (10 solo), two pass defenses and one interception.



Personal

High School - Lakeland (Fla.) High School.

Highlights - Earned second-team all-county honors and Lakeland's Best Defensive Back Award as a senior.



N/A



N/A

Darryl Roberts

Career Defensive/Fumble Stats

| Year | Team | G | GS | Tack | Asst | Sacks | Yds | INT | Yds | Lg | TD | PD | QBH | TFL | FF | FR |
|---------------|------|----|----|------|------|-------|-----|-----|-----|----|----|----|-----|-----|----|----|
| 2016 | NYJ | 12 | 2 | 19 | 2 | 0.0 | 0.0 | 0 | 0 | 0 | 0 | 6 | 0 | 0 | 0 | 0 |
| 2017 | NYJ | 15 | 4 | 36 | 1 | 0.0 | 0.0 | 1 | 0 | 0 | 0 | 8 | 0 | 0 | 0 | 0 |
| 2018 | NYJ | 16 | 10 | 39 | 6 | 0.0 | 0.0 | 1 | 3 | 3 | 0 | 7 | 0 | 3 | 0 | 0 |
| 2019 | NYJ | 13 | 10 | 56 | 5 | 0.0 | 0.0 | 1 | 13 | 13 | 0 | 6 | 1 | 1 | 0 | 0 |
| 2020 | DET | 11 | 5 | 34 | 5 | 0.0 | 0.0 | 1 | 6 | 6 | 0 | 6 | 0 | 1 | 0 | 0 |
| Career Totals | | | | | | | | | | | | | | | | |
| Totals | | 67 | 31 | 184 | 19 | 0.0 | 0.0 | 4 | 22 | 13 | 0 | 33 | 1 | 5 | 0 | 0 |

Career Returning Stats

| Year | Team | PR | FC | Yds | Avg | Lg | TD | KR | FC | Yds | Avg | Lg | TD |
|--------|------|----|----|-----|-----|----|----|----|----|-----|-----|----|----|
| 2016 | NYJ | 1 | 0 | 0 | 0.0 | 0 | 0 | 0 | 0 | 0 | - | - | 0 |
| Totals | | 1 | 0 | 0 | 0.0 | 0 | 0 | 0 | 0 | 0 | - | - | 0 |

Single-Season Career Highs

| | | |
|-----------|----|------------------|
| Games | 16 | 2018 |
| Sacks | -- | -- |
| Sack Yds. | -- | -- |
| TFL | 3 | 2018 |
| Tackles | 61 | 2019 |
| INT | 1 | 2017, 18, 19, 20 |
| PD | 8 | 2017 |
| FF | -- | -- |
| FR | -- | -- |
| QBH | 1 | 2019 |

Single-Game Career Highs

| | | |
|-----------|----|------------------------------|
| Sacks | -- | -- |
| Sack Yds. | -- | -- |
| TFL | 2 | Oct. 21, 2018 vs. MIN |
| Tackles | 11 | Oct. 21, 2018 vs. MIN |
| INT | 1 | 4x, last Oct. 4, 2020 vs. NO |
| PD | 2 | 7x, last Nov. 3, 2019 at MIA |
| FF | -- | -- |
| FR | -- | -- |
| QBH | 1 | Oct. 6, 2019 at PHI |

Transactions

| Date | From Team | To Team | Description |
|------------|---------------|---------------|--------------------------------------|
| 03/26/2021 | Detroit | Washington | signed/unrest FA (One-year contract) |
| 04/02/2020 | New York Jets | Detroit | signed (One-year contract) |
| 03/21/2020 | New York Jets | New York Jets | cut |
| 09/04/2016 | New England | New York Jets | acquired from waiver |
| 09/03/2016 | New England | New England | cut |
| 05/08/2015 | New England | New England | signed/draft choice (Four-year) |



CHASE ROULLIER

Center

73

6-4

312

5th Season

Year-by-Year



August 23, 1993 [27]



Burnsville, Minn.



University of Wyoming



2017 6th Round [199]

Career Highlights

2020 [WAS]

Signed a four-year contract extension prior to Week 17.

Started all 16 games in 2020, the second time in the past three seasons he has started all of Washington's games.

Registered an 83.9 pass block rating according to PFF, the third best in the NFL among centers.

According to PFF, registered a 98.8 pass block efficiency, the third-highest among centers that played at least 80 percent the minimum 707 offensive snaps.

2019 [WAS]

Started at center at PHI [9/8] gave up no sacks contributing to an offense that racked up 398 yards and three touchdowns.

Started at center as Quarterback Dwayne Haskins threw for 156 yards going 13-of-26 in a victory over DET.

Did not give up a sack while protecting Quarterback Dwayne Haskins as he threw for 261 yards going 19-of-28 and contributed to an offense that finished with 362 yards total yards in a matchup vs PHI.

2018 [WAS]

Started at center and helped the offense gain 429 yards in a win at ARI.

Made first career start at left guard in the absence of Shawn Lauvao in a win vs. GB.

2017 [WAS]

Made NFL debut on special teams vs. PHI.



Personal

High School - Attended Burnsville (Minn.) H.S. nearby his hometown of Savage, Minn.

Highlights - Earned first-team all-state honors from the Associated Press as an offensive lineman his senior season, and was named honorable mention all-state as a defensive lineman.

Named first-team All-Metro by the Minneapolis Star-Tribune and earned South Suburban Conference Lineman of the Year.

Family - Son of DeeAnn and Mark Roullier Has one older sister, Brienne.

2020 [WAS]

Week 1 vs. PHI - Started at center in win, blocking for QB Dwayne Haskins Jr. as he threw 178 yards going 17-for-31 with a TD.

Week 2 at ARI - Started at ARI, allowing the offense to gain over 300 net yards.

Week 3 at CLE - Started and allowed QB Dwayne Haskins Jr. to throw for over 200 yards and two touchdowns.

Week 4 vs. BAL - Started as Washington rushed for two touchdowns on the ground.

Week 5 vs. LAR - Started and snapped to quarterback Alex Smith, returning from injury that kept him out all of 2019.

Week 6 at NYG - Started allowing QB Kyle Allen to throw for 280 yards.

Week 7 vs. DAL - Started in win vs. DAL [10/25], blocking for Allen as he threw for 15-of-25 and 194 yards with two touchdowns.

Week 9 vs. NYG - Blocked for QB Alex Smith as he threw for 24-of-32 passes, 325 yards and a touchdown.

Week 10 at DET - Blocked for Smith, allowing him to set career-highs in completions, attempts and yardage.

Week 11 vs. CIN - Started in win allowing the offense to gain 325 net yards.

Week 12 at DAL - Assisted RB Antonio Gibson in rushing for three touchdowns, the first Washington player to do so since 2016 in win.

Week 13 at PIT - Blocked for QB Alex Smith, allowing him to throw a touchdown for the third-consecutive game in win.

Week 14 at SF - Started in win.

Week 15 vs. SEA - Blocked for QB Dwayne Haskins Jr. as he set career-highs in completions [38] and attempts [55].

Week 16 vs. CAR - Assisted the offense in gaining 386 net yards.

Week 17 at PHI - Started at center, allowing Smith to throw for two touchdowns and move into a tie for No. 46 on the NFL's all-time passing touchdowns list in division clinching win.

NFC Wild Card vs. Tampa - Made his NFL playoff debut and assisted QB Taylor Heinicke rushing for 46 yards and a touchdown.

2019 [WAS]

Started in 14 games he appeared and only allowed three sacks.

2018 [WAS]

Started in all 16 games in which he appeared, allowing only a half-sack on the season. One of three players on offense to start and play all 16 games

2017 [WAS]

Played in 13 games with seven starts as rookie. Made NFL debut vs. PHI on September 10.



N/A



@chaseroullier

Chase Roullier

| Career Offensive Line Stats | | | | | | | | | |
|-----------------------------|------|----|----|-----|---------|-------------|---------|-------------|----------|
| Year | Team | G | GS | Pen | Pen Yds | False Start | Holding | Sacks Allwd | Sack Yds |
| 2017 | WAS | 13 | 7 | 0 | 0 | 0 | 0 | 0 | 0 |
| 2018 | WAS | 16 | 16 | 2 | 10 | 1 | 0 | 0.50 | 2.50 |
| 2019 | WAS | 14 | 14 | 1 | 10 | 0 | 1 | 2.00 | 18.00 |
| 2020 | WAS | 16 | 16 | 3 | 20 | 2 | 1 | 1.50 | 10.50 |
| Career Totals | | | | | | | | | |
| Totals | | 59 | 53 | 6 | 40 | 3 | 2 | 4.00 | 31.00 |
| Postseason | | | | | | | | | |
| 2020 | NFL | 1 | 1 | 0 | 0 | 0 | 0 | 0 | 0 |
| Totals | | 1 | 1 | 0 | 0 | 0 | 0 | 0 | 0 |

| Transactions | | | |
|--------------|------------|------------|--|
| Date | From Team | To Team | Description |
| 01/02/2021 | Washington | Washington | re-signed (Four-year extension) |
| 05/11/2017 | Washington | Washington | signed/draft choice (Four-year contract) |

W

CURTIS SAMUEL

Wide Receiver

10

5-11

195

5th Season



August 11, 1996 (24)



Brooklyn, N.Y.



Ohio State University



UFA [Car]- '21

Career Highlights

Tallied 39 receptions for 494 receiving yards and eight rushes for 84 rushing yards and accumulated 209 kick return yards in 2018. Scored seven touchdowns on the year, five receiving and two rushing, tied for the most among NFL wide receivers in 2018.

Scored a rushing and receiving touchdown against Tampa Bay (11/4/18), becoming the first Panthers wide receiver to do both in the same game since Keyshawn Johnson in 2006.

Tallied 115 yards receiving, 64 yards rushing and 220 yards of kickoff returns in 2017.

Samuel has recorded 330 rushing yards since 2019, the second-most by a wide receiver during that span.

Samuel has recorded three rushing touchdowns since 2019, tied for the most by a wide receiver during that span.

Samuel is one of two receivers in NFL history to record at least 200 rushing yards and 850 receiving yards in a single-season. He joins Percy Harvin as the only other receiver to accomplish the feat according to Pro Football Reference.

According to Pro Football Focus, Samuel had a 77 percent catch rate on deep targets in 2020, the highest percentage by a wide receiver.

Samuel's performance at Washington in 2020 marked his second game this season (and of his career) with 100+ receiving yards. He previously tallied 105 receiving yards at Kansas City (11/8/2020).

College

Recorded 107 receptions for 1,249 yards and nine touchdowns from 2014-16 at Ohio State. Also added 172 rushes for 1,286 and 15 scores.

Personal

High School - Erasmus Hall in Brooklyn, Ny.

Highlights - Rushed for 1,047 yards and 13 touchdowns as a junior. Was named the NY Daily News City Player in 2012.

Year-by-Year

2020 [CAR]

Played in 15 games recording 77 receptions for 85 yards and three touchdowns. He added 41 rushes for 200 yards and two touchdowns while averaging 4.9 yards a rush.

Samuel reeled in 77 catches on 97 targets. His 79.4 reception percentage was the second-highest by any qualifying wide receiver in 2020.

In Week 8 of the 2020 season, Samuel recorded his third career game with a rushing and receiving touchdown, the second-most such games by a wide receiver in NFL history, trailing only, Jerry Rice (five).

In addition to posting career numbers, Samuel proved to be a reliable target on 3rd downs in 2020. Among all players in 2020 on 3rd downs, Samuel ranked tied for fourth in receptions (28), ninth in receiving yards (348) and tied for 13th for first down receptions (18).

In Week 15 at Washington, Samuel totaled 158 scrimmage yards (106 receiving, 52 rushing), a new single-game career high.

Samuel had two plays of 40+ yards (one receiving and one rushing). Since entering the NFL in 2017, Samuel is 1-of-7 players to have a rush of 40+ yards and a reception of 40+ yards in a single game.

2019 [CAR]

Recorded 54 receptions for career-best 627 receiving yards and team-leading six receiving touchdowns in 2019, to go along with 130 yards rushing and one rushing touchdown.

2018 [CAR]

Appeared in 13 games with eight starts. Recorded 39 receptions for 493 yards and five touchdowns. Had eight rushing attempts for 84 yards and two touchdowns. Averaged 10.5 yards per rush and 12.7 yards per carry respectively. Returned 10 kicks for 209 yards.

2017 [CAR]

Appeared in nine games with four starts. Had 15 receptions for 115 yards. Had four rushing attempts for 64 yards. Returned 10 kicks for 221 yards.



@CurtisSamuel4_



@Curtis_Samuel4

Curtis Samuel

Career Rushing/Receiving Stats

| Year | Team | G | GS | Att | Yds | Avg | Lg | TD | Rec | Yds | Avg | Lg | TD | Scrim | Fumble |
|---------------|------|----|----|-----|-----|------|-----|----|-----|------|------|-----|----|-------|--------|
| 2017 | CAR | 9 | 4 | 4 | 64 | 16.0 | 31 | 0 | 15 | 115 | 7.7 | 23 | 0 | 179 | 0 |
| 2018 | CAR | 13 | 8 | 8 | 84 | 10.5 | 33t | 2 | 39 | 494 | 12.7 | 53t | 5 | 578 | 1 |
| 2019 | CAR | 16 | 15 | 19 | 130 | 6.8 | 16 | 1 | 54 | 627 | 11.6 | 44 | 6 | 757 | 0 |
| 2020 | CAR | 15 | 5 | 41 | 200 | 4.9 | 45 | 2 | 77 | 851 | 11.1 | 44 | 3 | 1051 | 1 |
| Career Totals | | | | | | | | | | | | | | | |
| Totals | | 53 | 32 | 72 | 478 | 6.6 | 45 | 5 | 185 | 2087 | 11.3 | 53t | 14 | 2565 | 0 |

Career Returning

| Year | Team | PR | FC | Yds | Avg | Lg | TD | KR | FC | Yds | Avg | Lg | TD |
|--------|------|----|----|-----|-----|----|----|----|----|-----|------|----|----|
| 2017 | CAR | 0 | 0 | 0 | - | - | 0 | 10 | 0 | 221 | 22.1 | 33 | 0 |
| 2018 | CAR | 0 | 0 | 0 | - | - | 0 | 10 | 0 | 209 | 20.9 | 32 | 0 |
| Totals | | 0 | 0 | 0 | - | - | 0 | 20 | 0 | 430 | 21.5 | 33 | 0 |

Single-Season Career Highs

| | | |
|-----------|-------|------------|
| Games | 16 | 2019 |
| Attempts | 41 | 2020 |
| Yards | 200 | 2020 |
| Long | 45 | 2020 |
| TD | 2 | 2018, 2020 |
| Rec | 77 | 2020 |
| Yds. | 851 | 2020 |
| Long | 53 | 2018 |
| TD | 6 | 2019 |
| Scrim Yd. | 1,051 | 2020 |

Single-Game Career Highs

| | | |
|-----------|-----|---------------------------------|
| Attempts | 7 | Dec. 27, 2020 at WAS |
| Yards | 52 | Dec. 27, 2020 at WAS |
| Long | 45 | Dec. 27, 2020 at WAS |
| TD | 1 | 5x, last Oct. 29, 2020vs. ATL |
| Rec | 9 | Nov. 8, 2020 at KC |
| Yds. | 118 | Jan. 3, 2021 vs. NO |
| Long | 53t | Dec. 30, 2018 at NO |
| TD | 1 | 14x, last Nov. 22, 2020 vs. DET |
| Scrim Yd. | 158 | Dec. 27, 2020 at WAS |

Transactions

| Date | From Team | To Team | Description |
|------------|-------------------|------------|--|
| 03/18/2021 | Carolina | Washington | signed/unrest FA (Three-year contract) |
| 05/05/2017 | Carolina Panthers | Carolina | signed/draft choice (Four-year contract) |

6-5

315

7th Season



December 26, 1991 (29)



Denison, Iowa



University of Iowa



2015 1st Round (5)

Career Highlights

2020 [WAS]

Scherff finished the 2020-21 season as the fourth-highest ranked guard according to PFF. He registered a 86.3 overall grade.

According to PFF, Scherff's pass blocking grade was an 82.4, the third-best among guards last season.

Scherff became the sixth Washington offensive lineman to be selected to the Pro Bowl four-plus times. He joined Trent Williams, Chris Samuels, Len Hauss, Joe Jacoby and Russ Grimm.

Scherff was named an NFL First Team All-Pro. It was the first all-pro nod of his career.

2018 [WAS]

Started at right guard and helped Washington produce both a 300-yard passer and 100-yard rusher at NO.

Started at right guard and helped team rush for 138 yards in a win vs. CAR.

Started at right guard and assisted in Adrian Peterson's 64-yard touchdown run in a win at NYG.

2017 [WAS]

Started at right guard and helped the Washington record the NFL's first 200-yard rushing game (229) of the 2017 season at LAR.

Started at right guard in a win vs. OAK (9/24), helping Washington to a 472-128 advantage in total yards, the team's largest differential in regular season play since Dec. 15, 1974

2016 [WAS]

Part of an offensive line that led Washington to team records in total net yards (6,545), net passing yards (4,758) and yards per play (6.40) while allowing only 23 sacks, fourth-fewest in the NFL.

2015 [WAS]

Started at right guard vs. PHI, helping the offense go 90 yards on its final drive for a come-from-behind victory.

Started at right guard in the largest comeback win (24 points) in team history vs. TB.



Personal

High School - Denison (Iowa) H.S.

Highlights - was a five-sport athlete who competed in football, basketball, baseball, tennis and track and field.

Played offensive and defensive lineman in his final two seasons after playing quarterback as a sophomore.

Family - Son of Cindy and Bob Scherff.

Married to his wife, Jenni, with whom he welcomed his first son, Easton, in fall 2017.

Year-by-Year

Week 1 vs. PHI - Started at right guard in win.

Week 2 at ARI - Started before leaving the game with an injury.

Week 3 at CLE - Injured Reserve

Week 4 vs. BAL - Injured Reserve

Week 5 vs. LAR - Injured Reserve

Week 6 at NYG - Started at right guard.

Week 7 vs. DAL - Started in win.

Week 9 vs. NYG - Contributed to the line that allowed the offense to gain 402 total net yards.

Week 10 at DET - Started at right guard, assisting the line in gaining over 400 net yards of offense in consecutive weeks.

Week 11 vs. CIN - Assisted the offense in scoring 20-plus points for the third-consecutive game in win.

Week 12 at DAL - Started and allowed the offense to score 40-plus points for the first time since 2016 in win.

Week 13 at PIT - Started and helped the offense boast three 70-plus yard receivers in win.

Week 14 at SF - Started at right guard in win.

Week 15 vs. SEA - Contributed on the offensive line that assisted TE Logan Thomas in hauling in the most receptions (13) for a tight end in a single game in franchise history.

Week 16 vs. CAR - Assisted the offense in gaining 386 net yards.

Week 17 at PHI - Contributed to the line that allowed RB Antonio Gibson to surpass 1,000 scrimmage yards in his rookie season, the first to do so for Washington since Alfred Morris in 2012, in win.

2019 [WAS]

Played and started in 11 games... Placed on injured reserve on (12/17). Only gave up one and half sacks.

2018 [WAS]

Started in all eight games in which he appeared, allowing only one sack on the season.

2017 [WAS]

Started all 14 games in which he appeared, earning his second Pro Bowl selection.

2016 [WAS]

Started all 16 games at right guard, joining Chris Samuels (2000-01) and Jon Jansen (1999-2000) as the only Washington offensive linemen to open their careers by starting 16 games in each of their first two NFL seasons. Earned first career Pro Bowl selection.

2015 [WAS]

Started all 16 regular season games and one post-season game played by the organization, earning PFWA All-Rookie honors. Missed only one offensive snap on the year, exiting the field momentarily after losing his shoe... Became only the third rookie offensive lineman to start 16 games for Washington (Jon Jansen in 1999 and Chris Samuels in 2000).



@bscherff68



@bscherff68

Brandon Scherff

Career Offensive Line Stats

| Year | Team | G | GS | Pen | Pen Yds | False Start | Holding | Sacks Allwd | Sack Yds |
|---------------|------|----|----|-----|---------|-------------|---------|-------------|----------|
| 2015 | WAS | 16 | 16 | 2 | 15 | 1 | 1 | 4.50 | 40.50 |
| 2016 | WAS | 16 | 16 | 8 | 65 | 3 | 5 | 2.50 | 23.00 |
| 2017 | WAS | 14 | 14 | 1 | 15 | 0 | 0 | 3.50 | 34.00 |
| 2018 | WAS | 8 | 8 | 2 | 20 | 0 | 2 | 1.00 | 12.00 |
| 2019 | WAS | 11 | 11 | 8 | 65 | 2 | 5 | 1.00 | 11.00 |
| 2020 | WAS | 13 | 13 | 1 | 5 | 1 | 0 | 1.00 | 5.00 |
| Career Totals | | | | | | | | | |
| Totals | | 78 | 78 | 22 | 185 | 7 | 13 | 13.50 | 125.50 |
| Postseason | | | | | | | | | |
| 2015 | WAS | 1 | 1 | 0 | 0 | 0 | 0 | 1.00 | 9.00 |
| 2020 | WAS | 1 | 1 | 1 | 10 | 0 | 1 | 0.00 | 0.00 |
| Totals | | 2 | 2 | 1 | 10 | 0 | 1 | 1.00 | 9.00 |

Transactions

| Date | From Team | To Team | Description |
|------------|------------|------------|--|
| 03/12/2021 | Washington | Washington | re-signed/franchise (One-year tender) |
| 03/09/2021 | Washington | Washington | Designated franchise player |
| 03/31/2020 | Washington | Washington | re-signed/franchise (One-year tender) |
| 03/14/2020 | Washington | Washington | Designated franchise player |
| 04/16/2018 | Washington | Washington | team exercises option |
| 05/12/2015 | Washington | Washington | signed/draft choice (Four-year contract) |

W

WES SCHWEITZER

Guard

71

6-4

300

6th Season



September 11, 1993 (27)



Salt Lake City, Utah



San Jose State



UFA (ATL) '20

College

Played in 38 games for San Jose State, including 37 straight between 2013 and 2015.

During his senior season, blocked for a team that averaged 27.9 points per game, 182.9 rushing yards per game and 221.7 passing yards per game.

Was one of four co-captains on last year's team and was a four-time academic all-conference honoree

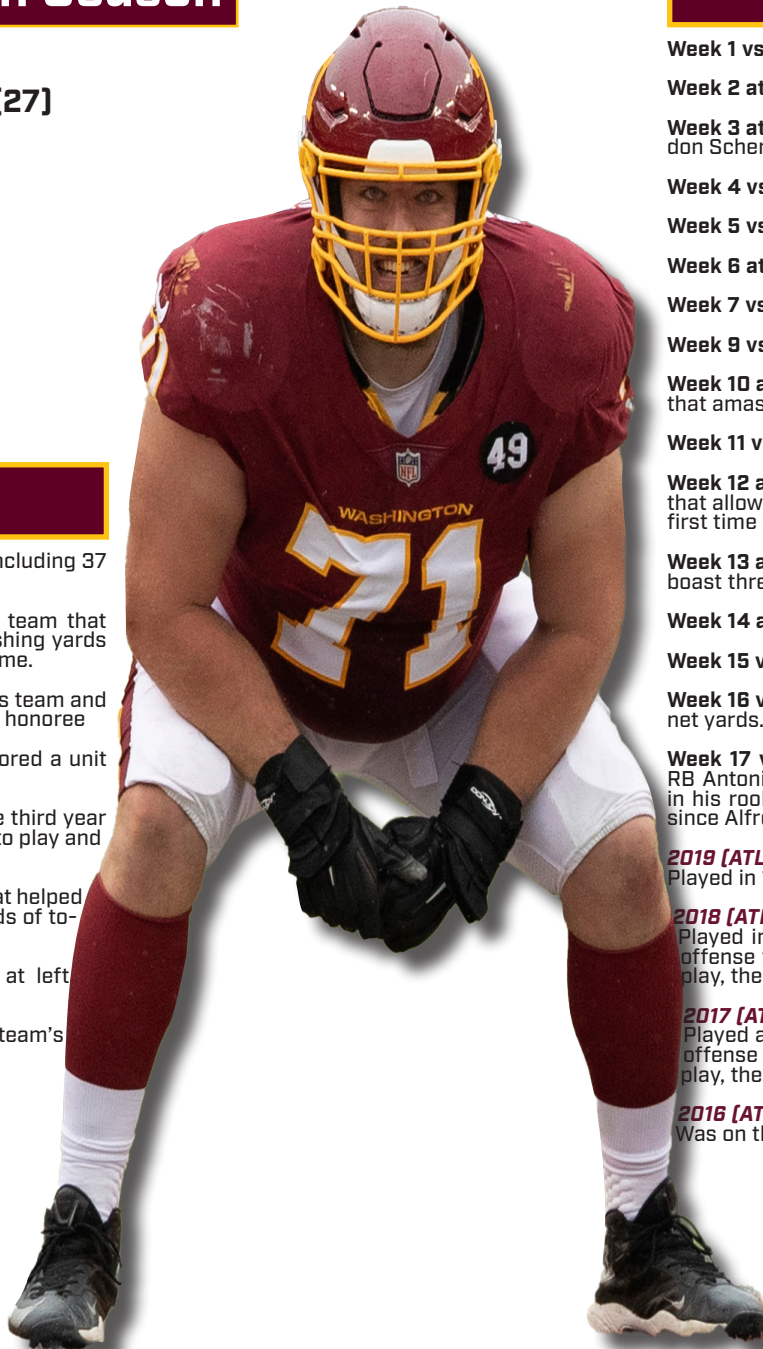
Played in all 13 games in 2014 and anchored a unit that had three freshman starters.

Named the team's Scholar Athlete for the third year in a row... One of three offensive linemen to play and start all 12 games in 2013.

Was a key member of an offensive line that helped set a school record, averaging 493.2 yards of total offense per game.

Played in seven games with one start at left tackle as a redshirt freshman in 2012.

Named the team's Scholar Athlete at the team's annual awards banquet.



Year-by-Year

Week 1 vs. PHI - Appeared in win.

Week 2 at ARI - Saw action.

Week 3 at CLE - Started in place of an injured G Brandon Scherff.

Week 4 vs. BAL - Started at right guard

Week 5 vs. LAR - Started at right guard.

Week 6 at NYG - Appeared on offense.

Week 7 vs. DAL - Started at right guard in win.

Week 9 vs. NYG - Started at right guard.

Week 10 at DET - Started and blocked for an offense that amassed 464 total net yards.

Week 11 vs. CIN - Started in win.

Week 12 at DAL - Started and contributed to the line that allowed the offense to amass 40 points for the first time since 2016 in win.

Week 13 at PIT - Started and allowed the offense to boast three 70-plus yard receivers in win.

Week 14 at SF - Started at left guard in win

Week 15 vs. SEA - Contributed on offense.

Week 16 vs. CAR - Assisted the offense in gaining 386 net yards.

Week 17 vs. PHI - Contributed to the line that allowed RB Antonio Gibson to surpass 1,000 scrimmage yards in his rookie season, the first to do so for Washington since Alfred Morris in 2012, in win.

2019 (ATL)

Played in 15 games making 7 starts.

2018 (ATL)

Played in 15 games making 13 starts, blocking for an offense that averaged 389.1 yards and 6.16 yards per play, the sixth-best mark in the NFL.

2017 (ATL)

Played and started in all 16 games and blocked for an offense that averaged 364.8 yards and 5.93 yards per play, the third-best mark in the NFL.

2016 (ATL)

Was on the active roster but inactive for all 16 games.

Personal

High School - Attended Chaparral High in Scottsdale, Ariz.

Highlights - Led his teams to a combined 27-1 win loss record in 2009 and 2010 in Class 5A2 competition... As a senior, was an all-state selection by multiple outlets and was a first team all-city and all-region.



@WSchweitzer71



@schweitzer71

Wes Schweitzer

Career Offensive Line Stats

| Year | Team | G | GS | Pen | Pen Yds | False Start | Holding | Sacks Allwd | Sack Yds |
|------|------|----|----|-----|---------|-------------|---------|-------------|----------|
| 2017 | ATL | 16 | 16 | 6 | 45 | 3 | 3 | 4.00 | 26.00 |
| 2018 | ATL | 15 | 13 | 7 | 64 | 1 | 6 | 2.50 | 12.50 |
| 2019 | ATL | 15 | 7 | 5 | 35 | 3 | 2 | 2.00 | 15.00 |
| 2020 | WAS | 16 | 13 | 1 | 10 | 0 | 1 | 6.50 | 40.5 |

Career Totals

| | | | | | | | | |
|---------------|-----------|-----------|-----------|------------|----------|-----------|--------------|--------------|
| Totals | 62 | 49 | 19 | 154 | 7 | 12 | 15.00 | 94.00 |
|---------------|-----------|-----------|-----------|------------|----------|-----------|--------------|--------------|

Postseason

| | | | | | | | | | |
|---------------|----------|----------|----------|----------|----------|----------|----------|-------------|-------------|
| 2017 | CAR | 2 | 2 | 0 | 0 | 0 | 0 | 0.25 | 1.75 |
| 2020 | WAS | 1 | 1 | 0 | 0 | 0 | 0 | 0 | 0 |
| Totals | 3 | 3 | 0 | 0 | 0 | 0 | 0 | 0.25 | 1.75 |

Transactions

| Date | From Team | To Team | Description |
|------------|-----------------|-----------------|--|
| 03/18/2020 | Atlanta Falcons | Washington | signed/unrest FA (Three-year contract) |
| 05/06/2016 | Atlanta Falcons | Atlanta Falcons | signed/draft choice (Four-year contract) |



RICKY SEALS-JONES

Tight End

83

6-5

243

5th Season



March 15, 1995 [26]



Sealy, Texas.



Texas A&M



FA - '21

College

In 2015, posted 45 catches for 560 yards and four touchdowns. Started 11 game and saw action in all 13 games.

Third on the team with 49 catches for 465 yards and four touchdowns while seeing action in every game. Made ten starts.

Played in two games before suffering a season-ending injury.



Year-by-Year

2020 [KC]

Appeared in two games with Kansas City.

2019 [CLE]

Played in 14 games with three starts. Recorded 14 receptions 229 yards and four touchdowns.

2018 [ARI]

Appeared in a career-high 15 games with five starts. Recorded 34 receptions for 343 yards and a touchdown.

2017 [ARI]

Played in 10 games with one start. Had 12 receptions for 201 yards and three touchdowns.

Personal

High School - Sealy High School in Sealy, Tx.

Highlights - Recorded 114 carries for 1,245 yards and 15 TDs, along with 761 passing yards and 8 TDs to earn District 24-3A MVP honors.

Family - Son of Buffy and Chester Seals- Jones.



@RickySealsJones



@sealsjones

Ricky Seals-Jones

Career Rushing/Receiving Stats

| Year | Team | G | GS | Att | Yds | Avg | Lg | TD | Rec | Yds | Avg | Lg | TD | Scrim | Fumble |
|---------------|------|----|----|-----|-----|-----|----|----|-----|-----|------|-----|----|-------|--------|
| 2017 | ARI | 10 | 1 | 0 | 0 | 0 | 0 | 0 | 12 | 201 | 16.8 | 29t | 3 | 201 | 0 |
| 2018 | ARI | 15 | 5 | 0 | 0 | 0 | 0 | 0 | 34 | 343 | 10.1 | 40 | 1 | 343 | 0 |
| 2019 | CLE | 14 | 3 | 0 | 0 | 0 | 0 | 0 | 14 | 229 | 16.4 | 59 | 4 | 229 | 0 |
| 2020 | KC | 2 | 0 | 0 | 0 | 0 | 0 | 0 | 0 | 0 | 0 | 0 | 0 | 0 | 0 |
| Career Totals | | | | | | | | | | | | | | | |
| Totals | | 41 | 9 | 0 | 0 | - | - | 0 | 60 | 773 | 12.9 | 59 | 8 | 773 | 0 |
| Postseason | | | | | | | | | | | | | | | |
| 2020 | KC | 2 | 0 | 0 | 0 | 0 | 0 | 0 | 0 | 0 | 0 | 0 | 0 | 0 | 0 |
| Totals | | 2 | 0 | 0 | 0 | 0 | 0 | 0 | 0 | 0 | 0 | 0 | 0 | 0 | 0 |

Single-Season Career Highs

| | | |
|-----------|-----|------|
| Games | 15 | 2018 |
| Attempts | -- | -- |
| Yards | -- | -- |
| Long | -- | -- |
| TD | -- | -- |
| Rec | 34 | 2018 |
| Yds. | 343 | 2018 |
| Long | 59 | 2019 |
| TD | 4 | 2019 |
| Scrim Yd. | 343 | 2018 |

Single-Game Career Highs

| | | |
|-----------|----|-------------------------------|
| Attempts | -- | -- |
| Yards | -- | -- |
| Long | -- | -- |
| TD | -- | -- |
| Rec | 5 | 2x, last Nov. 11, 2018 at KC |
| Yds. | 82 | Sept. 29, 2019 at BAL |
| Long | 59 | Sept. 29, 2019 at BAL |
| TD | 2 | 2x, last Dec. 15, 2019 at ARI |
| Scrim Yd. | 82 | Sept. 29, 2019 at BAL |

Transactions

| Date | From Team | To Team | Description |
|------------|-------------|------------------|--------------------------------------|
| 05/25/2021 | Kansas City | Washington | signed/unrest FA |
| 01/16/2021 | Kansas City | Kansas City | active/prac. squad |
| 01/06/2021 | Kansas City | Kansas City | pract. squad add |
| 01/02/2021 | Kansas City | Kansas City | cut |
| 04/05/2020 | Cleveland | Kansas City | signed/unrest FA (One-year contract) |
| 09/01/2019 | Arizona | Cleveland Browns | acquired from waiver |
| 08/31/2019 | Arizona | Arizona | cut |
| 03/21/2019 | Arizona | Arizona | signed/excl. FA (One-year tender) |
| 09/02/2017 | Arizona | Arizona | cut |
| 05/02/2017 | Arizona | Arizona | signed |

W

TIM SETTLE SR.

Defensive Tackle

97

6-3

308

4th Season



July 11, 1997 [23]



Manassas, Va.



Virgina Tech



2018 5th Round [163]

College

Played collegiately at Virginia Tech, collecting 53 tackles (28 solo), 19.5 tackles for loss and 4.0 sacks in 27 games across the 2016-17 seasons.

Started all 13 games for the Hokies as a redshirt sophomore in 2017 and compiled 36 tackles (21 solo), 12.5 tackles for loss, 4.0 sacks and one blocked kick.

Earned second-team All-ACC honors.

In 2016, played in 14 games, contributing 17 tackles (seven solo) and 7.0 tackles for loss. Also blocked a kick against East Carolina.

Redshirted in 2015.



Year-by-Year

2020 [WAS]

Week 1 vs. PHI - Appeared on defense and special teams in win.

Week 2 at ARI - Contributed two solo tackles.

Week 3 at CLE - Recorded three tackles [two solo].

Week 4 vs. BAL - Compiled two tackles [one solo], one tackle for loss and his first sack of the season.

Week 5 vs. LAR - Made three tackles [two solo].

Week 6 at NYG - Made a solo tackle and quarterback hit.

Week 7 vs. DAL - Inactive in win.

Week 9 vs. NYG - Contributed on special teams with a tackle.

Week 10 at DET - Recorded two tackles [one solo].

Week 11 vs. CIN - Made a solo tackle and an 11-yard sack in win, notching a sack in three-of-four straight contests.

Week 12 at DAL - Tallied a solo tackle and a seven-yard sack in win.

Week 13 at PIT - Added an assisted tackle in win

Week 14 at SF - Had a quarterback hit in win.

Week 15 vs. SEA - Contributed on defense.

Week 16 vs. CAR - Registered an assisted tackle.

Week 17 at PHI - Contributed on offense and special teams in win.

NFC Wild Card vs. Tampa - Appeared in his first career postseason game.

2019 [WAS]

Played in 15 games and started one... Finished season with 14 total tackles [nine solo], two sacks, five quarterback hits and two tackles for loss.

2018 [WAS]

Appeared in all 16 regular season games, registering eight tackles [six solo] and a tackle for loss. Made NFL debut

Personal

High School - Attended Stonewall Jackson H.S. in Manassas, Va., approximately 25 miles from Washington team headquarters in Ashburn, Va.

Highlights - Recorded 72 tackles (including 25 for loss), three sacks, two fumble recoveries and 10 pass deflections at nose tackle as a senior.

Was a first-team All-Met selection by *The Washington Post* in each of his final two seasons.

Family - Son of Tim Settle Sr., and Paula Washington.



@tim_settle



@tim_settle_jr

Tim Settle

| Career Defensive/Fumble Stats | | | | | | | | | | | | | | | | |
|-------------------------------|------|----|----|------|------|-------|------|-----|-----|----|----|----|-----|-----|----|----|
| Year | Team | G | GS | Tack | Asst | Sacks | Yds | INT | Yds | Lg | TD | PD | QBH | TFL | FF | FR |
| 2018 | WAS | 16 | 0 | 6 | 2 | 0.0 | 0.0 | 0 | 0 | 0 | 0 | 0 | 0 | 1 | 0 | 0 |
| 2019 | WAS | 15 | 1 | 9 | 5 | 2.0 | 13.0 | 0 | 0 | 0 | 0 | 0 | 5 | 2 | 0 | 0 |
| 2020 | WAS | 16 | 1 | 12 | 7 | 5.0 | 26.0 | 0 | 0 | 0 | 0 | 0 | 7 | 5 | 0 | 0 |
| Career Totals | | | | | | | | | | | | | | | | |
| Totals | | 47 | 2 | 27 | 14 | 7.0 | 39.0 | 0 | 0 | - | 0 | 0 | 12 | 8 | 0 | 0 |
| Postseason | | | | | | | | | | | | | | | | |
| 2020 | NFL | 1 | 0 | 0 | 0 | 0.0 | 0.0 | 0 | 0 | 0 | 0 | 0 | 0 | 0 | 0 | 0 |
| Totals | | 1 | 0 | 0 | 0 | 0.0 | 0.0 | 0 | 0 | 0 | 0 | 0 | 0 | 0 | 0 | 0 |

| Single-Season Career Highs | | |
|----------------------------|----|------------|
| Games | 16 | 2018, 2020 |
| Sacks | 5 | 2020 |
| Sack Yds. | 26 | 2020 |
| TFL | 5 | 2020 |
| Tackles | 12 | 2020 |
| INT | -- | 2020 |
| PD | -- | -- |
| FF | -- | -- |
| FR | -- | -- |
| QBH | 7 | 2020 |

| Single-Game Career Highs | | |
|--------------------------|----|-------------------------------|
| Sacks | 1 | 7x, Nov. 26, 2020 at DAL |
| Sack Yds. | 11 | Nov. 22, 2020 vs. CIN |
| TFL | 1 | 8x, last Nov. 26, 2020 at DAL |
| Tackles | 3 | Nov. 26, 2020 at DAL |
| INT | -- | |
| PD | -- | -- |
| FF | -- | -- |
| FR | -- | -- |
| QBH | 2 | Dec. 22, 2019 vs. NYG |

| Transactions | | | |
|--------------|------------|------------|--|
| Date | From Team | To Team | Description |
| 05/10/2018 | Washington | Washington | signed/draft choice (Four-year contract) |

W

DAVID SHARPE

Tackle

72

6-6

330

5th Season

Year-by-Year

2020 [WAS]

Week 1 vs. PHI - Inactive

Week 2 at ARI - Inactive.

Week 3 at CLE - Inactive.

Week 4 vs. BAL - Saw his first game action for Washington

Week 5 vs. LAR - Active but did not appear.

Week 6 at NYG - Active but not appear.

Week 7 vs. DAL - Appeared on offense and special teams in win.

Week 9 vs. NYG - Contributed on offense.

Week 10 at DET - Saw action and contributed to the offensive line that allowed QB Alex Smith to throw for a career-high 390 yards.

Week 11 vs. CIN - Made his first start for Washington at right tackle in win

Week 12 at DAL - Started at right tackle, assisting the offense in scoring five touchdowns in win.

Week 13 at PIT - Saw time on special teams in win.

Week 14 at SF - Inactive.

Week 15 vs. SEA - Appeared on offense.

Week 16 vs. CAR - Appeared on offense.

Week 17 at PHI - Contributed to the line that allowed RB Antonio Gibson to surpass 1,000 scrimmage yards in his rookie season, the first to do so for Washington since Alfred Morris in 2012, in win.

2019 [OAK]

Appeared in nine games with two starts in his third season as a Raider.

2018 [HOU/OAK]

Appeared in 10 games for the Texans and Raiders, playing in two games for Houston before being claimed via waivers by Oakland prior to Week 10...

2017 [OAK]

Saw action in five games with two starts in his rookie season with the Raiders.



October 21, 1995 [25]



Jacksonville, Fla.



University of Florida



T (LV)- '20

College

Played collegiately at Florida from 2014-16, appearing in 33 games [26 starts].

Helped the Gators to two SEC Championship appearances in his three-year span in Gainesville.

Started all 13 games at left tackle as a junior in 2016, only one of two Gators to start every game throughout the season.

Part of a unit that ranked 10th in the SEC in total sacks allowed [28].

Allowed Florida to average 215.8 passing yards per game, the team's highest mark since QB Tim Tebow's senior year in 2009.

Contributed to unit that allowed one sack or fewer in five games, including two games without a sack.

Allowed RB Jordan Scarlett to rush for 889 yards, the most by a Florida underclassman running back since 1995.

As a sophomore in 2015, appeared in all 14 games with 13 starts at left tackle.

Assisted Florida in totaling at least 20 TD passes with fewer than 11 interceptions for the first time since 2009.

Helped RB Kelvin Taylor become the ninth Gator to rush for 1,000 yards in a season with 1,035 yards and record 13 TDs on the ground, the fifth most in a single season in UF history alongside 259 carries, the second most in school history.

Appeared in six games as a true freshman.

Contributed to the unit that allowed just 17 sacks in 12 games, the fourth fewest in the SEC and tied for 18th fewest in the country.

Played in three of the five contests in which the Gators did not allow a sack...Allowed Florida to rush for at least 100 yards in every game in 2014 [187.7 avg.].

Personal

High School - Attended Fletcher High School in Jacksonville, Fla.

Highlights - Selected to the 2014 U.S. Army All-American Bowl...Named MaxPreps All-American First Team...Ranked as a 4-star coming out of high school...Led his team to the Class 3A championship in 2013.



@sharpe_theory



@sharpe_theory

David Sharpe

Career Offensive Line Stats

| Year | Team | G | GS | Pen | Pen Yds | False Start | Holding | Sacks Allwd | Sack Yds |
|---------------|---------|----|----|-----|---------|-------------|---------|-------------|----------|
| 2017 | OAK | 5 | 2 | 1 | 10 | 0 | 1 | 1.50 | 9.00 |
| 2018 | OAK/HOU | 10 | 0 | 1 | 5 | 1 | 0 | 0.00 | 0.00 |
| 2019 | OAK | 9 | 2 | 3 | 25 | 0 | 2 | 2.50 | 18.50 |
| 2020 | WAS | 10 | 2 | 2 | 23 | 0 | 0 | 1.00 | 11.00 |
| Career Totals | | | | | | | | | |
| Totals | | 34 | 6 | 7 | 63 | 1 | 3 | 5.00 | 38.50 |

Transactions

| Date | From Team | To Team | Description |
|------------|------------|------------|--|
| 03/29/2021 | Washington | Washington | re-signed/unrest FA (One-year contract) |
| 09/01/2020 | Las Vegas | Washington | traded (w/ pick for 2021 sixth-round draft pick) |
| 04/16/2020 | Las Vegas | Las Vegas | re-signed/rest FA (One-year contract) |
| 11/02/2018 | Houston | Oakland | acquired from waiver |
| 10/31/2018 | Houston | Houston | cut |
| 09/12/2018 | Oakland | Houston | pract. squad add |
| 09/02/2018 | Oakland | Oakland | cut |
| 05/26/2017 | Oakland | Oakland | signed/draft choice (Four-year contract) |

W

CAM SIMS

Wide Receiver

89

6-5

220

4th Season

Year-by-Year



January 6, 1996 [25]



Monroe, La.



University of Alabama



CFA-'18

Career Highlights

2020 [WAS]

Tallied 32 receptions for 477 yards [14.9 avg.] and a touchdown, all setting career-highs, in the regular season.

Recorded the most yards in a single season for an undrafted Washington receiver since Anthony Armstrong in 2010.

Sims registered 251 YAC, the most in a single season for an undrafted Washington receiver in franchise history.

His 14.9 receiving average is the 11th-highest for an undrafted Washington receiver in a single season.

Hauled in seven receptions for 104 yards [14.9 avg.] in his first-career postseason game in the Wild Card Round against the Buccaneers.

Became the third undrafted receiver in Washington history to surpass 100 yards receiving in a playoff game, joining Ricky Sanders and Gary Clark.

His 14.9 receiving average was the third highest in a postseason contest for an undrafted Washington receiver (min. 7 receptions).

Reeled in seven catches of 25-plus yards, tied for the fifth-most in a single season for an undrafted Washington player.



Personal

High School - Ouachita Parish H.S. in Monroe, La.

Highlights - Louisiana Sports Writers Association 5A All-State honorable mention selection in both 2012 and 2013... Caught 39 passes for 948 yards and eight touchdowns as a junior in 2012, averaging 24.3 yards per catch.

Participated in the Under Armour All-American Game.

Family - Son of Chastity Butler. Has one daughter, Kameryn

2020 [WAS]

Week 6 at NYG - Notched his first-career touchdown reception with a 22-yard grab.

Week 7 vs. DAL - Made his first start of the season in win vs. DAL [10/25], catching a 22-yard pass.

Week 9 vs. NYG - Hauled in a career-high 110 yards on three receptions [36.7 avg.], the 14th-highest receiving average (min. three receptions) in franchise history.

Week 10 at DET - Caught four passes for 54 yards.

Week 11 vs. CIN - Had two receptions for 20 yards in the win.

Week 12 at DAL - Started in win.

Week 13 at PIT - Reeled in five receptions for 92 yards [18.4 avg.] in win.

Week 14 at SF - Made an eight-yard reception alongside his first-career rush for a five-yard gain in win.

Week 15 vs. SEA - Had five receptions for 26 yards.

Week 16 vs. CAR - Caught three passes for 63 yards.

Week 17 at PHI - Had five receptions for 43 yards in the division-clinching win.

NFC Wild Card vs. Tampa -

2019 [WAS]

Played in seven games and started one. Logged two catches for 27 yards... Active vs. NE [10/6] and vs. NYJ [11/17]... Did not see any game action vs. DET [11/24]... Played two percent of offensive snaps and 33 percent of special teams in a victory over CAR [12/1]... Saw game time in a contest vs. GB [12/8]... Saw game action in a contest vs. PHI [12/15]... Caught one ball for 15 yards in a contest vs. NYG [12/22]... Made first career start and caught one pass for 12 yards in a matchup vs. DAL [12/29].

2018 [WAS]

Appeared in one contest... Made NFL debut and appeared on special teams before leaving game due to an ankle injury in win at ARI [9/9]... Placed on Reserve/Injured list with an undisclosed injury on Sept. 11.



@Silkysims17



@camsims17

Cam Sims

Career Rushing/Receiving Stats

| Year | Team | G | GS | Att | Yds | Avg | Lg | TD | Rec | Yds | Avg | Lg | TD | Scrim | Fumble |
|---------------|------|----|----|-----|-----|-----|----|----|-----|-----|------|----|----|-------|--------|
| 2018 | WAS | 1 | 0 | 0 | 0 | 0 | 0 | 0 | 0 | 0 | 0 | 0 | 0 | 0 | 0 |
| 2019 | WAS | 7 | 1 | 0 | 0 | 0 | 0 | 0 | 2 | 27 | 13.5 | 15 | 0 | 27 | 0 |
| 2020 | WAS | 16 | 10 | 1 | 5 | 5.0 | 5 | 0 | 32 | 477 | 14.9 | 50 | 1 | 482 | 0 |
| Career Totals | | | | | | | | | | | | | | | |
| Totals | | 24 | 11 | 1 | 5 | 5.0 | 5 | 0 | 34 | 504 | 14.8 | 50 | 1 | 509 | 0 |
| Postseason | | | | | | | | | | | | | | | |
| 2020 | WAS | 1 | 1 | 0 | 0 | 0 | 0 | 0 | 7 | 104 | 14.9 | 36 | 0 | 104 | 0 |
| Totals | | 1 | 1 | 0 | 0 | - | - | 0 | 7 | 104 | 14.9 | 36 | 0 | 104 | 0 |

Single-Season Career Highs

| | | |
|-----------|-----|------|
| Games | 16 | 2020 |
| Attempts | 1 | 2020 |
| Yards | 5 | 2020 |
| Long | 5 | 2020 |
| TD | -- | -- |
| Rec | 32 | 2020 |
| Yds. | 477 | 2020 |
| Long | 50 | 2020 |
| TD | 1 | 2020 |
| Scrim Yd. | 482 | 2020 |

Single-Game Career Highs

| | | |
|-----------|-----|------------------------------|
| Attempts | 1 | Dec. 13, 2020 at SF |
| Yards | 5 | Dec. 13, 2020 at SF |
| Long | 5 | Dec. 13, 2020 at SF |
| TD | 0 | -- |
| Rec | 5 | 3x, last Jan. 3, 2021 at PHI |
| Yds. | 110 | Nov. 8, 2020 vs. NYG |
| Long | 50 | Dec. 27, 2020 vs. CAR |
| TD | 1 | Oct. 18, 2020 |
| Scrim Yd. | 110 | Nov. 8, 2020 vs. NYG |

Transactions

| Date | From Team | To Team | Description |
|------------|------------|------------|---------------------------------------|
| 03/24/2021 | Washington | Washington | re-signed/rest FA (One-year contract) |
| 03/17/2021 | Washington | Washington | Restricted Free Agent |
| 09/05/2020 | Washington | Washington | cut |
| 11/16/2019 | Washington | Washington | active/prac. squad |
| 10/21/2019 | Washington | Washington | prac. squad add |
| 10/19/2019 | Washington | Washington | cut |
| 10/02/2019 | Washington | Washington | active/prac. squad |
| 09/01/2019 | Washington | Washington | prac. squad add |
| 08/31/2019 | Washington | Washington | cut |
| 05/02/2018 | Washington | Washington | signed |

W

STEVEN SIMS JR.

Wide Receiver

15

5-10

190

3rd Season



March 31, 1997 [24]



Houston, Texas



University of Kansas



CFA - '19

Career Highlights

Notched his first career touchdown on a 65-yard run, the second-longest touchdown run by a Washington rookie vs. New England in 2019.

Played a career game, recorded two touchdowns, six catches for 64 yards, rushed for nine yards on two carries and 25 kick return yards in a matchup vs. NYG in 2019.

Sims Jr. became the ninth undrafted Washington player to catch a touchdown in the postseason and the first since Logan Paulsen in 2013 when he did so against Tampa Bay in 2020.

Sims Jr. has compiled 861 kick return yards in his first two seasons. That is the second-most among undrafted returners since 2019.

Returned a 91-yard kick for a touchdown which was tied sixth longest among all kick returners in the NFL against the Lions in 2019.

Tied for second among returners with 819 return yards.

College

Played collegiately at Kansas from 2015-18, appearing in 47 games for the Jayhawks... Totaled 2,582 career yards on 214 receptions and 19 touchdowns, averaging 12.1 yards a catch

Moved to third on Kansas all-time receiving yards list as a senior in 2018 (2,271).

Led Kansas in both receptions (59) and receiving yards (839) as a junior. Recorded a career-best 233-yards receiving on a career-high nine catches against Kansas State, the most from the program since 2009.

Started 11 games as a sophomore, catching 72 passes for 859 yards and seven touchdown receptions, listing ninth on Kansas's single-season receiving yardage list.



Personal

High School - Attended Travis H.S. in Houston, Texas,

Highlights - Earned first-team all-district honors his senior season.

Family - Son of Nytasha and Steven Sims Sr.

Year-by-Year

2020 [WAS]

Sims Jr. tallied 27 receptions for 265 yards and a touchdown in the regular season. Sims Jr. reeled in three catches for 33 yards and a touchdown against the Buccaneers in the playoffs.

Week 1 vs. PHI - Recording 50 yards on three receptions [16.7 avg.] paired with 17 return yards and a fumble recovery.

Week 3 at CLE - Compiled 53 yards on three receptions [17.7 avg.] alongside 58 return yards... Returned punts for 23 yards on three attempts.

Week 4 vs. BAL - Inactive/IR

Week 9 vs. NYG - Returned to action making a four-yard reception and returning one punt for 12 yards.

Week 10 at DET - Reeled in 46 yards on five receptions.

Week 11 vs. CIN - Caught three passes for 13 yards and his first touchdown of the season in win.

Week 12 at DAL - Hauled in an eight-yard reception and returned two punts for 15 yards in win.

Week 13 at PIT - Paired four catches for 17 yards with a nine-yard punt return in win.

Week 14 at SF - Returned two punts for 36 yards in win.

Week 16 vs. CAR - Caught four passes for 52 yards.

Week 17 at PHI - Tallied one rush for 18 yards and one reception for six yards in win.

NFC Wild Card vs. Tampa - Had three receptions for 33 yards and a touchdown. Added one rush for four yards.

2019 [WAS]

Played in 16 games started in two... Finished rookie season with 85 rushing yards on nine carries with one touchdown and 310 receiving yards on 34 catches with four touchdowns which is tied for eighth among rookies wideouts. Returned a 91-yard kick for a touchdown which was tied sixth longest among all kick returners in the NFL... Tied for second among returners with 819 return yards



@StevenSimsJr



@steven.simsjr

Steven Sims Jr.

Career Rushing/Receiving Stats

| Year | Team | G | GS | Att | Yds | Avg | Lg | TD | Rec | Yds | Avg | Lg | TD | Scrim | Fumble |
|---------------|------|----|----|-----|-----|------|-----|----|-----|-----|------|----|----|-------|--------|
| 2019 | WAS | 16 | 2 | 9 | 85 | 9.4 | 65t | 1 | 34 | 310 | 9.1 | 65 | 4 | 395 | 0 |
| 2020 | WAS | 12 | 2 | 1 | 18 | 18.0 | 18 | 0 | 27 | 265 | 9.8 | 30 | 1 | 283 | 1 |
| Career Totals | | | | | | | | | | | | | | | |
| Totals | | 28 | 4 | 10 | 103 | 10.3 | 65t | 1 | 61 | 575 | 9.4 | 65 | 5 | 678 | 1 |
| Postseason | | | | | | | | | | | | | | | |
| 2020 | NFL | 1 | 0 | 1 | 4 | 4.0 | 4 | 0 | 3 | 33 | 11.0 | 12 | 1 | 37 | 0 |
| Totals | | 1 | 0 | 1 | 4 | 4.0 | 4 | 0 | 3 | 33 | 11.0 | 12 | 1 | 37 | 0 |

Career Returning Stats

| Year | Team | PR | | FC | Yds | Avg | Lg | TD | KR | FC | Yds | Avg | Lg | Fumble |
|------------|------|----|--|----|-----|-----|----|----|----|----|-----|------|-----|--------|
| 2019 | WAS | 6 | | 4 | 26 | 4.3 | 11 | 0 | 32 | 0 | 819 | 25.6 | 91t | 1 |
| 2020 | WAS | 24 | | 19 | 160 | 6.7 | 22 | 0 | 3 | 0 | 42 | 14.0 | 20 | 4 |
| Totals | | 30 | | 23 | 186 | 6.2 | 22 | 0 | 35 | 0 | 861 | 24.6 | 91t | 5 |
| Postseason | | | | | | | | | | | | | | |
| 2020 | WAS | 0 | | 1 | 0 | - | - | 0 | 0 | 0 | 0 | - | - | 0 |
| Totals | | 0 | | 1 | 0 | - | - | 0 | 0 | 0 | 0 | - | - | 0 |

Single-Season Career Highs

| | | |
|-----------|-----|------|
| Games | 16 | 2019 |
| Attempts | 9 | 2019 |
| Yards | 85 | 2019 |
| Long | 65t | 2019 |
| TD | 1 | 2019 |
| Rec | 34 | 2019 |
| Yds. | 310 | 2019 |
| Long | 65 | 2019 |
| TD | 4 | 2019 |
| Scrim Yd. | 395 | 2019 |

Single-Game Career Highs

| | | |
|-----------|-----|------------------------|
| Attempts | 3 | Sept. 15, 2019 vs. DAL |
| Yards | 65 | Oct. 6, 2019 vs. NE |
| Long | 65t | Oct. 6, 2019 vs. NE |
| TD | 1 | Oct. 6, 2019 vs. NE |
| Rec | 6 | Dec. 22, 2019 vs. NYG |
| Yds. | 81 | Dec. 29, 2019 at DAL |
| Long | 65t | Oct. 6, 2019 vs. NE |
| TD | 2 | Dec. 22, 2019 vs. NYG |
| Scrim Yd. | 75 | Dec. 29, 2019 at DAL |

Transactions

| Date | From Team | To Team | Description |
|------------|------------|------------|-------------|
| 04/30/2019 | Washington | Washington | signed |

W JAMES SMITH-WILLIAMS 96

Defensive End

6-3 265 2nd Season



July 29, 1997 [23]



Raleigh, N.C.



North Carolina State




2019 7th Round [229]

College

Appeared in 29 games at NC State from 2015-19, where he finished with 82 tackles (38 solo), 8.0 sacks, 3 passes defended, 1 forced fumble and 2 fumble recoveries...

In 2018, had 36 tackles, nine of which were for a loss, and six sacks.

Graduated from NC State in December of 2018 with a degree in business supply chain management.



Personal

High School - Attended Millbrook H.S. in Raleigh, Nc.

Highlights - As a senior, posted 146 tackles, 19 sacks and 36 tackles for loss as a senior... His 19 sacks tied the school record for most in a season.

Community - First NFL ambassador to represent 'Set The Expectation', which combats sexual and physical violence.

Year-by-Year

Week 1 vs. PHI - Appeared on a defensive snap and special teams in win.

Week 2 at ARI - Made an assisted tackle.

Week 3 at CLE - Inactive.

Week 4 vs. BAL - Contributed two solo tackles and a tackle for loss.

Week 5 vs. LAR - Contributed a solo tackle and a tackle for loss.

Week 6 at NYG - Saw action on defense

Week 7 vs. DAL - Inactive in win.

Week 9 vs. NYG - Contributed on special teams with a tackle.

Week 10 at DET - Saw time on defense.

Week 11 vs. CIN - Recorded two tackles [one solo], his first-career half-sack and two quarterback hits in win.

Week 12 at DAL - Appeared on defense and special teams in win.

Week 13 at PIT - Recorded a solo tackle in win.

Week 14 at SF - Made a solo tackle and special teams tackle in win.

Week 15 vs. SEA - Contributed on defense.

Week 16 vs. CAR - Appeared on defense and special teams.

Week 17 at PHI - Contributed on defense and special teams in win.

NFC Wild Card vs. Tampa - Appeared in his first career postseason game.



@jacw3



@jacw3

James Smith-Williams

| Career Defensive/Fumble Stats | | | | | | | | | | | | | | | | |
|-------------------------------|------|----|----|------|------|-------|-----|-----|-----|----|----|----|-----|-----|----|----|
| Year | Team | G | GS | Tack | Asst | Sacks | Yds | INT | Yds | Lg | TD | PD | QBH | TFL | FF | FR |
| 2020 | WAS | 14 | 0 | 6 | 2 | 0.5 | 2.5 | 0 | 0 | 0 | 0 | 0 | 2 | 3 | 0 | 0 |
| Career Totals | | | | | | | | | | | | | | | | |
| Totals | | 14 | 0 | 6 | 2 | 0.5 | 2.5 | 0 | 0 | 0 | 0 | 0 | 2 | 3 | 0 | 0 |
| Postseason | | | | | | | | | | | | | | | | |
| 2020 | NFL | 1 | 0 | 0 | 0 | 0.0 | 0.0 | 0 | 0 | 0 | 0 | 0 | 0 | 0 | 0 | 0 |
| Totals | | 1 | 0 | 0 | 0 | 0.0 | 0.0 | 0 | 0 | 0 | 0 | 0 | 0 | 0 | 0 | 0 |

| Single-Season Career Highs | | |
|----------------------------|-----|------|
| Games | 14 | 2020 |
| Sacks | 0.5 | 2020 |
| Sack Yds. | 2.5 | 2020 |
| TFL | 3 | 2020 |
| Tackles | 8 | 2020 |
| INT | -- | -- |
| PD | -- | -- |
| FF | -- | -- |
| FR | -- | -- |
| QBH | 2 | 2020 |

| Single-Game Career Highs | | |
|--------------------------|-----|--------------------------------|
| Sacks | 0.5 | Nov. 22, 2020 vs. CIN |
| Sack Yds. | 2.5 | Nov. 22, 2020 vs. CIN |
| TFL | 1 | 3x, last Dec. 13, 2020 at SF |
| Tackles | 1 | 2x, last Dec. 20, 2020 vs. SEA |
| INT | -- | -- |
| PD | -- | -- |
| FF | -- | -- |
| FR | -- | -- |
| QBH | 2 | Nov. 22, 2020 vs. CIN |

| Transactions | | | |
|--------------|------------|------------|--|
| Date | From Team | To Team | Description |
| 07/23/2020 | Washington | Washington | signed/draft choice (Four-year contract) |



BENJAMIN ST-JUSTE

Cornerback

25

6-3

200

1st Season



September 8, 1997 [23]



Montreal, Quebec, Ca.



University of Minnesota



2021 Third Round (74th)

College

As a senior in 2020, played in five games. Made 14 tackles and broke up three passes.

Played in all 13 games and started nine in 2020. Recorded 45 tackles (36 solo) tied for team lead with 10 pass breakups.

Played freshman season in 2017 before redshirting in 2018 with Michigan. Played in 12 games contributing on special teams and played cornerback in one game, making three tackles.



Personal

High School - Attended Cegep du Vieux Montréal.

Highlights - Was a 247Sports four-star prospect, ranked the No. 38 cornerback and No. 1 player in Quebec.

Family - Son of Wilbert St-Juste.

Year-by-Year

2021 [WAS]

Selected in the third round (No. 74 overall) of the 2021 NFL Draft.

Was the 495th selection made by Washington in the Common Draft era (since 1967) and the 38th third-round selection in that time frame. He is the 68th third-round selection by Washington all-time since the institution of the draft in 1936.

Was the 16th selection out of the University of Minnesota in franchise history and the first since 2006.

Was the 10th defensive back selected by Washington in the third round in franchise history and the first since 2017.



@ Benj_Juice



@benj_juice

Benjamin St-Juste

| Career Defensive/Fumble Stats | | | | | | | | | | | | | | | | |
|-------------------------------|------|---|----|------|------|-------|-----|-----|-----|----|----|----|-----|-----|----|----|
| Year | Team | G | GS | Tack | Asst | Sacks | Yds | INT | Yds | Lg | TD | PD | QBH | TFL | FF | FR |
| 2021 | WAS | - | -- | - | - | - | - | - | - | - | - | - | - | - | - | - |
| Career Totals | | | | | | | | | | | | | | | | |
| Totals | | - | - | - | - | - | - | - | - | - | - | - | - | - | - | - |

| Transactions | | | |
|--------------|------------|------------|--|
| Date | From Team | To Team | Description |
| 5/14/2021 | Washington | Washington | signed/draft choice (Four-year contract) |



DAVID STEINMETZ

Tackle

66

6-8

321

8th Season

Year-by-Year



March 1, 1995 [26]



Grafton, Ma.



Purdue University



FA - '20

College

2016(Rhode Island): Started all 11 games, making nine starts at right tackle and two at left tackle.

Started at right tackle as the Rams rushed for a season-high 226 yards and two touchdowns at Elon on Nov. 11.

Blocked for a ground game that ran for 180 yards and three touchdowns against Brown on Oct. 1.

Was part of line that helped Rams rush for 146 yards and allow just one sack against Albany on Sept. 10.

Started at right tackle and was part of line that helped Rams rush for 170 yards and allow just one sack at Kansas on Sept. 3.

2015 (Rhode Island): Started all 11 games at right tackle.

2014 (Rhode Island): Appeared in 11 games, making nine starts.

Key piece of line that allowed just 22 sacks all season, second fewest among CAA Football teams.

Made his collegiate debut as a reserve at right tackle in season opener at Marshall on Sept. 6.

2013 (Rhode Island): Did not play.



2020 (WAS)

Appeared in one game.

Personal

High School - at Grafton High School and ran track in his first three years

Highlights -Earned a bachelor's degree from Rhode Island in criminology and criminal justice.



@steinmetz70



N/A

David Steinmetz

Career Offensive Line Stats

| Year | Team | G | GS | Pen | Pen Yds | False Start | Holding | Sacks Allwd | Sack Yds |
|---------------|------|---|----|-----|---------|-------------|---------|-------------|----------|
| 2020 | WAS | 1 | 0 | 0 | 0 | 0 | 0 | 0 | 0 |
| Career Totals | | | | | | | | | |
| Totals | | 1 | 0 | 0 | 0 | 0 | 0 | 0 | 0 |

Transactions

| Date | From Team | To Team | Description |
|------------|------------|------------|--------------------|
| 12/12/2020 | Washington | Washington | active/prac. squad |
| 09/06/2020 | Washington | Washington | pract. squad add |
| 09/05/2020 | Washington | Washington | cut |
| 08/22/2020 | Houston | Washington | signed |
| 08/13/2020 | Houston | Houston | cut |
| 01/07/2019 | Houston | Houston | signed |
| 11/20/2018 | Miami | Houston | pract. squad add |
| 09/01/2018 | Miami | Miami | cut |
| 05/10/2018 | Miami | Miami | signed |



LINDEN STEPHENS

Cornerback

36

6-1

193

4th Season

Year-by-Year



March 21, 1995 (26)



Euclid, Ohio.



Cincinnati



FA - '21

College

Started all 12 games in 2017 and tallied 21 career starts. His 51 tackles ranked among the Bearcats' top seven on the season, including 31 solo stops, a team-high eight pass break ups and an interception. In 50 career games, Stephens hauled in six interceptions defended 26 passes, made 140 tackles and forced a fumble. He hit a number of career milestones in 2017, recording a career-best eight tackles and a 39-yard interception return against SMU and a career-high four PBUs at Miami (Ohio). Stephens earned a bachelor's degree in substance abuse counseling in December 2017. Played in the East-West Shrine Game.

Played in all 12 games in 2016, making a pair of starts and seeing extensive special teams action set a career mark with his 36 total tackles.

Played in all 12 games on the season in 2015, making 33 tackles and a pair of interceptions.

Played in all 13 games in 2014, recorded 19 tackles and one interception. Also broke-up four passes.



Personal

High School - Euclid in Ohio.

Highlights - was an honorable mention 2012 Associated Press Ohio Northeastern Lakes All-District selection as a senior. Finished with 43 tackles and five interceptions as a junior.

Family - Son of Mac and Belinda Stephens.



@Linden_Stephens



@linden_stephens



GREG STROMAN

Cornerback

37

6-0

182

4th Season



March 8, 1996 [25]



Warrentown, Va.



Virginia Tech



2018 7th Round [241]

College

Played collegiately at Virginia Tech from 2014-17, becoming a versatile contributor as a cornerback, return specialist and occasional punter.

Posted 60 career tackles (39 solo) and nine interceptions on defense... Averaged 8.7 yards on 127 career punt returns, including four touchdowns, and also averaged 20.8 yards on 23 kickoff returns.

Punted twice in quick kick situations, averaging 40.0 yards per punt.

Scored six career touchdowns, four via punt return, one via interception return and one on a fumble return.

Was a first-team All-ACC pick at cornerback in 2017 after posting a career-high four interceptions and also earned an honorable mention selection that year as a return specialist with two punt return touchdowns.



Personal

High School - Stonewall Jackson H.S. in Manassas, Va., approximately 25 miles from Washington team headquarters in Ashburn, Va.

Highlights - Was a first-team 6A all-state selection by VirginiaPreps as a senior after being named the Conference 8 Offensive Player of the Year... Garnered All-Met honorable mention honors from The Washington Post.

Family - Son of Greg Stroman Sr. and Priscilla Stroman.

Year-by-Year

2020 [WAS]

Week 1 vs. PHI - Appeared on special teams in win.

Week 2 at ARI - Appeared on defense and special teams, registering one yard on punt returns.

Week 3 at CLE - Appeared on special teams.

Week 4 vs. BAL - Appeared on special teams.

Week 5 vs. LAR - Inactive.

Placed on Injured Reserve with a foot injury.

2019 [WAS]

Appeared in one game before being placed on the injured reserve list.

2018 [WAS]

Appeared in 15 games with three starts, registering 38 tackles (31 solo), one interception, four passes defended, one quarterback hurry, a forced fumble and a fumble recovery. The only player to record at least one return on punt and kickoff.



@IAM_GSIII



@iam_gs3

Greg Stroman

Career Defensive/Fumble Stats

| Year | Team | G | GS | Tack | Asst | Sacks | Yds | INT | Yds | Lg | TD | PD | QBH | TFL | FF | FR |
|---------------|------|----|----|------|------|-------|-----|-----|-----|----|----|----|-----|-----|----|----|
| 2018 | WAS | 15 | 3 | 31 | 7 | 0.0 | 0.0 | 1 | 23 | 23 | 0 | 4 | 1 | 0 | 1 | 1 |
| 2019 | WAS | 1 | 0 | 0 | 0 | 0.0 | 0.0 | 0 | 0 | 0 | 0 | 0 | 0 | 0 | 0 | 0 |
| 2020 | WAS | 4 | 0 | 0 | 0 | 0.0 | 0.0 | 0 | 0 | 0 | 0 | 0 | 0 | 0 | 0 | 0 |
| Career Totals | | | | | | | | | | | | | | | | |
| Totals | | 20 | 3 | 31 | 7 | 0.0 | 0.0 | 1 | 23 | 23 | 0 | 4 | 1 | 0 | 1 | 1 |

Career Returning Stats

| Year | Team | PR | FC | Yds | Avg | Lg | TD | KR | FC | Yds | Avg | Lg | TD |
|--------|------|----|----|-----|------|----|----|----|----|-----|------|----|----|
| 2018 | WAS | 8 | 13 | 27 | 3.4 | 10 | 0 | 6 | 0 | 110 | 18.3 | 23 | 0 |
| 2020 | WAS | 2 | 0 | -2 | -1.0 | 1 | 0 | 0 | 0 | 0 | - | - | 0 |
| Totals | | 10 | 13 | 25 | 2.5 | 10 | 0 | 6 | 0 | 110 | 18.3 | 23 | 0 |

Single-Season Career Highs

| | | |
|-----------|----|------|
| Games | 15 | 2018 |
| Sacks | -- | -- |
| Sack Yds. | -- | -- |
| TFL | -- | -- |
| Tackles | 38 | 2018 |
| INT | 1 | 2018 |
| PD | 4 | 2018 |
| FF | 1 | 2018 |
| FR | 1 | 2018 |
| QBH | 1 | 2018 |

Single-Game Career Highs

| | | |
|-----------|----|----------------------|
| Sacks | -- | -- |
| Sack Yds. | -- | -- |
| TFL | -- | -- |
| Tackles | 7 | Dec. 3, 2018 at PHI |
| INT | 1 | Nov. 11, 2018 at PHI |
| PD | 2 | Oct. 28, 2018 at NYG |
| FF | 1 | Nov. 11, 2018 at PHI |
| FR | 1 | Dec. 9, 2018 vs. NYG |
| QBH | 1 | Dec. 3, 2018 at PHI |

Transactions

| Date | From Team | To Team | Description |
|------------|------------|------------|--|
| 09/10/2019 | Washington | Washington | cut |
| 05/10/2018 | Washington | Washington | signed/draft choice (Four-year contract) |

6-6

262

3rd Season

Year-by-Year



September 4, 1996 [24]



Richmond, Ky.



Mississippi State



2019 1st Round [26]

Career Highlights

Recorded 45 tackles [28 solo], a team-leading 9.0 sacks for 83.0 yards, an interception returned for a touchdown, six passes defended, 20 quarterback hits, 12 tackles for loss and two forced fumbles.

Joined LaVar Arrington as the only two players for Washington to tally at least 9.0 sacks and six passes defended in a season in history.

Became the 11th defensive end in NFL history to record at least 9.0 sacks, six passes defended and an interception touchdown return in a single season.

Became the 15th player in league history to compile at least 16 sacks and eight passes defended through their first two seasons.

His 16.0 sacks are third-most through a player's first two seasons in Washington and his 33 quarterback hits passes Brian Drakpo for the most through a player's first two seasons in Washington.

His six passes defended are tied for the third-most by a defensive lineman in a single season in franchise history and are the most by a Washington defensive lineman since Anthony Lanier also had six in 2017.

Sweat's 83 sack yards are the sixth-most in a single season for a Washington player in history.

Became the third player in Washington history to notch 16-plus sacks in his first two seasons.

Became the second defensive end in Washington history to record three passes defended and a tackle for loss in a single game when he did so in Week 13 against Pittsburgh, joining Anthony Lanier [2017].

Sweat intercepted a pass for a 15-yard touchdown in Week 12 of 2020 against Dallas. It was the first interception of his career, and he became the first player for Washington to do so since Bashaud Breeland on Dec. 10, 2017.

Tallied 12 TFL, tied for the sixth-most among defensive ends in 2020.

College

Played collegiately in 26 games at Mississippi State from 2017-18 where he earned 101 total tackles [48 solo], 29.5 tackles for loss, 22 career sacks, a forced fumble and a fumble recovery



Personal

High School - Stephenson H.S. in Stone Mountain, Ga.

Highlights - Notched 33 tackles, six tackles for loss and one sack in 12 games in his senior season.

Family - Grandson of Charles and Deborah Sweat.

2020 [WAS]

Week 1 vs. PHI - Started in the season opener, registering two solo tackles, one sack for 12 yards and two quarterback hits in win.

Week 2 at ARI - Made one solo tackle.

Week 3 at CLE - Started, tallying four tackles [three solo], a sack of nine yards, two tackles for loss and four quarterback hits.

Week 4 vs. BAL - Started and registered a solo tackle and a quarterback hit.

Week 5 vs. LAR - Started, notching eight tackles [four solo], a sack of nine yards and a forced fumble.

Week 6 at NYG - Tallied two solo tackles, a tackle for loss and quarterback hit.

Week 7 vs. DAL - Started and recorded three tackles [two solo], two sacks for 20 yards, a tackle for loss, three quarterback hits and a forced fumble in win.

Week 9 vs. NYG - Compiled an assisted tackle, a quarterback hit and a pass defended.

Week 10 at DET - Made an assisted tackle.

Week 11 vs. CIN - Registered three tackles [two solo], a sack of eight yards and a tackle for loss in win.

Week 12 at DAL - Recorded two assisted tackles and an interception returned for a touchdown, the first in his career and first for Washington since 2017 in win.

Week 13 at PIT - Notched four tackles [one solo], a tackle for loss and three passes defenses in win.

Became only the second defensive end in Washington history to record three passes defended and a tackle for loss in a single game alongside Anthony Lanier in 2017.

Week 14 at SF - Recorded five solo tackles and a sack for a loss of five yards in win.

Week 15 vs. SEA - Recorded an assisted tackle, a quarterback hit and a pass defended.

Week 16 vs. CAR - Made two tackles [one solo] and a seven-yard sack.

Week 17 at PHI - Notched five tackles [four solo], three quarterback hits and a sack for a loss of 13 yards in win.

NFC Wild Card vs. Tampa - Started and recorded four total tackles [two solo], one sack, two TFL and two QBH in his playoff debut.

2019 [WAS]

Started in all 16 games... In his rookie campaign he logged 50 total tackles [31 solo], seven sacks which was tied second among rookie linebackers, two forced fumbles which tied for third among rookies, 13 quarterback hits and two pass defended.



@_sweat9



@_tez9

W

LOGAN THOMAS

Tight End

82

6-6

250

8th Season

Year-by-Year



July 1, 1991 [30]



Lynchburg, Va.



Virginia Tech



UFA (DET)-'20

Career Highlights

2020 (WAS)

Thomas tallied seven 72 receptions for 670 yards and six touchdowns this season, setting career-highs.

Thomas's 72 receptions are fourth-most in a single season for a tight end in Washington franchise history.

Thomas is the first tight end for Washington to record 650-plus yards since Jordan Reed did so in 2016.

Thomas became the third tight end in franchise history to post 70+ receptions, 650+ receiving yards and 5+ receiving touchdowns in a season, joining Jordan Reed [2015] and Chris Cooley [2005].

In Week 15, Thomas had 13 receptions for 101 yards.

Thomas's 13 receptions in Week 15 are the most in a single-game by a tight end in Washington franchise history and tied for the second-most among all players in a single game in the club's history.

Thomas is the 25th tight end in NFL history to tally 13-plus receptions in a single game.

Thomas became the ninth tight end in Washington history to record a game with 100-plus receiving yards and first since Jordan Reed in 2015.

Thomas is the ninth tight end in Washington history to have two games with 90-plus receiving yards in a season.

Thomas became the first tight end in franchise history to complete a pass, connecting on a 28-yard pass to WR Terry McLaurin on Thanksgiving against Dallas.

Thomas's 14.8 receiving average against the Buccaneers in the NFC Wild Card Round was the highest in a single postseason game for a Washington tight end in franchise history (min. 5 receptions).

2014 (ARI)

Thomas became the first NFL quarterback to have his first career completion be for 80-plus yards since Pittsburgh Steelers QB Neil O'Donnell's did so on an 89-yard pass against the San Diego Chargers on Sept. 1, 1991.



Personal

High School - Attended Brookville H.S. in Lynchburg, Va

Highlights - As a senior, he completed 118 of 204 passes for 1,535 yards and 20 touchdowns and had 842 rushing yards and 11 touchdowns as a quarterback... On defense, had 80 tackles and four interceptions... played in the 2009 U.S. Army All-American Bowl.

Family - Son of Kim Tarazon. He and his wife, Brandie, have five children.

2020 (WAS)

Week 1 vs. PHI - Notched his first career start and a touchdown in Washington, also recording four receptions on 37 yards in win.

Week 6 at NYG - Caught three passes for 42 yards and a touchdown, including a career-long 29-yard reception.

Week 7 vs. DAL - Started in win vs. DAL [10/25], hauling in a career-high 60 yards with four receptions [15.0 avg.] and a touchdown.

Week 12 at DAL - Threw his first pass in Washington with a 28-yard toss to WR Terry McLaurin alongside four catches for 20 yards and a touchdown in a Thanksgiving Day win.

Week 13 at PIT - Set career-highs in receptions [nine] and receiving yards [98] in win.

Had the 10th-highest receiving average for a Washington tight end (min. nine receptions) in a single game in history.

Week 15 vs. SEA - Had 13 receptions for 101 yards.

13 receptions were the most in a single-game by a tight end in Washington franchise history and tied for the second-most among all players in a single game in the club's history.

Week 17 at PHI - Reeled in three receptions for 37 yards and one touchdown in division-clinching win.

Became the first tight end to record 650-plus yards since Jordan Reed in 2016.

NFC Wild Card vs. Tampa -

2019 (DET)

Finished the season with career-highs in both receptions [16] and receiving yards [173] while adding one touchdown.

2018 (BUF)

Appeared in 12 games (three starts) and recorded 12 receptions for 77 yards [6.4 avg.].

2017 (BUF)

Played in 12 games (two starts) and logged seven receptions for 67 yards [9.6 avg.] and one touchdown.

2016 (NYG/DET)

Spent time on the New York Giants practice squad as a quarterback before signing to the Detroit Lions practice squad on November 28 as a tight end. On November 30, the Bills signed Thomas to their active roster as a tight end, but he did not appear in a game.

2015 (MIA)

Spent time on the Miami Dolphins practice squad and active roster but did not appear in a game.

2014 (ARI)

Appeared in two games as a rookie quarterback and completed 1-of-9 passes for 81 yards and a touchdown... Threw an 81-yard touchdown on his first career completion (third attempt) at DEN in Week 5.



@LoganThomasSr_6



@lthomas_5

Logan Thomas

Career Rushing/Receiving Stats

| Year | Team | G | GS | Att | Yds | Avg | Lg | TD | Rec | Yds | Avg | Lg | TD | Scrim | Fumble |
|---------------|------|----|----|-----|-----|-----|----|----|-----|-----|------|-----|----|-------|--------|
| 2014 | ARI | 2 | 0 | 0 | 0 | 0 | 0 | 0 | 0 | 0 | 0 | 0 | 0 | 0 | 0 |
| 2017 | BUF | 12 | 2 | 0 | 0 | 0 | 0 | 0 | 7 | 67 | 9.6 | 22t | 1 | 67 | 0 |
| 2018 | BUF | 12 | 3 | 0 | 0 | 0 | 0 | 0 | 12 | 77 | 6.4 | 24 | 0 | 77 | 0 |
| 2019 | DET | 16 | 3 | 0 | 0 | 0 | 0 | 0 | 16 | 173 | 10.8 | 17 | 1 | 173 | 0 |
| 2020 | WAS | 16 | 15 | 3 | 5 | 1.7 | 3 | 0 | 72 | 670 | 9.3 | 30 | 6 | 675 | 0 |
| Career Totals | | | | | | | | | | | | | | | |
| Totals | | 58 | 23 | 3 | 5 | 1.7 | 3 | 0 | 107 | 987 | 9.2 | 30 | 8 | 992 | 0 |
| Postseason | | | | | | | | | | | | | | | |
| 2014 | ARI | 1 | 0 | 0 | 0 | 0 | 0 | 0 | 0 | 0 | 0 | 0 | 0 | 0 | 0 |
| 2017 | BUF | 1 | 1 | 0 | 0 | 0 | 0 | 0 | 1 | 5 | 5.0 | 5 | 0 | 5 | 0 |
| 2020 | WAS | 1 | 1 | 0 | 0 | 0 | 0 | 0 | 5 | 74 | 14.8 | 29 | 0 | 74 | 0 |
| Totals | | 3 | 2 | 0 | 0 | - | - | 0 | 6 | 79 | 13.2 | 29 | 0 | 79 | 0 |

Career Passing Stats

| Year | Team | Att | Cmp | Pct | Yds | Y/A | TD | TD% | Int | Int% | Lg | Sk | Lst | Rate |
|--------|------|-----|-----|-------|-----|------|----|------|-----|------|-----|----|-----|-------|
| 2014 | ARI | 9 | 1 | 11.1 | 81 | 9.0 | 1 | 11.1 | 0 | 0.0 | 81t | 2 | 11 | 101.6 |
| 2018 | BUF | 1 | 1 | 100.0 | 15 | 15.0 | 0 | 0.0 | 0 | 0.0 | 15 | 0 | 0 | 118.8 |
| 2020 | WAS | 1 | 1 | 100.0 | 28 | 28.0 | 0 | 0.0 | 0 | 0.0 | 28 | 0 | 0 | 118.8 |
| Totals | | 11 | 3 | 27.3 | 124 | 11.3 | 1 | 9.1 | 0 | 0.0 | 81t | 2 | 11 | 104.4 |

Career Return Stats

| Year | Team | PR | FC | Yds | Avg | Lg | TD | KR | FC | Yds | Avg | Lg | TD |
|--------|------|----|----|-----|-----|----|----|----|----|-----|------|----|----|
| 2018 | BUF | 0 | 0 | 0 | - | - | 0 | 1 | 0 | 23 | 23.0 | 23 | 0 |
| Totals | | 0 | 0 | 0 | - | - | 0 | 1 | 0 | 23 | 23.0 | 23 | 0 |

Single-Season Career Highs

| | | |
|-----------|-----|------------|
| Games | 16 | 2019, 2020 |
| Attempts | 3 | 2020 |
| Yards | 5 | 2020 |
| Long | 3 | 2020 |
| TD | -- | -- |
| Rec | 72 | 2020 |
| Yds. | 670 | 2020 |
| Long | 30 | 2020 |
| TD | 6 | 2020 |
| Scrim Yd. | 675 | 2020 |

Single-Game Career Highs

| | | |
|-----------|-----|--------------------------------|
| Attempts | 1 | 3x, last Dec. 27, 2020 vs. CAR |
| Yards | 3 | Nov. 26, 2020 at DAL |
| Long | 3 | Nov. 26, 2020 at DAL |
| TD | 0 | -- |
| Rec | 13 | Dec. 20, 2020 vs. SEA |
| Yds. | 101 | Dec. 20, 2020 vs. SEA |
| Long | 30 | Dec. 7, 2020 at PIT |
| TD | 1 | 8x, last Jan. 3, 2021 at PHI |
| Scrim Yd. | 101 | Dec. 20, 2020 vs. SEA |

Logan Thomas

| Transactions | | | |
|--------------|-----------------|-----------------|--|
| Date | From Team | To Team | Description |
| 03/19/2020 | Detroit | Washington | signed/unrest FA (Two-year contract) |
| 09/02/2019 | Detroit | Detroit | signed |
| 09/01/2019 | Detroit | Detroit | cut |
| 03/21/2019 | Buffalo | Detroit | signed/unrest FA (One-year contract) |
| 11/30/2016 | Detroit | Buffalo | active/prac. squad |
| 09/03/2016 | New York Giants | New York Giants | cut |
| 06/18/2016 | Miami | New York | acquired from waiver |
| 06/16/2016 | Miami | Miami | cut |
| 12/16/2015 | Miami | Miami | active/prac. squad |
| 09/15/2015 | Miami | Miami | pract. squad add |
| 09/11/2015 | Miami | Miami | cut |
| 09/06/2015 | Arizona | Miami | acquired from waiver |
| 09/05/2015 | Arizona | Arizona | cut |
| 05/21/2014 | Arizona | Arizona | signed/draft choice (Four-year contract) |

W

SHAKA TONEY

Defensive End

58

6-3

231

1st Season

Year-by-Year

2020 [WAS]

Selected in the seventh round (No. 246 overall) of the 2021 NFL Draft.

Was the 501th selection made by Washington in the Common Draft era (since 1967) and the 68th seventh-round selection in the time frame. He was the 99th seventh-round selection by Washington all-time since the institution of the draft in 1936.

Was the 23rd Penn State player selected by Washington in franchise history and first since 2018.

Was the eighth defensive end selected by Washington in the seventh round in franchise history.



College

In 2020, Toney started all nine games and made 31 tackles (21 solo) to go along with a team-leading five sacks, 7.5 tackles for loss, one forced fumble, two QB hurries and a pass breakup.

Overall, appeared in 47 career games at Penn State, making 22 starts. Tallied five career games with two or more sacks and seven career games with at least two tackles for loss.

Personal

High School - Imhotep Institute Charter School in Pa.

Highlights - .Made 97 tackles and tallied a school-record 21 sacks in 2015...Finished with 11 pass break-ups as a senior...Recorded 80 tackles, 20 tackles for loss and 15 sacks as a junior in 2014.

Family - .Son of Deborah Toney-Moore and Anthony George Toney.



@SackA_Toney



@Shakatoney

Shaka Toney

| Career Defensive/Fumble Stats | | | | | | | | | | | | | | | | |
|-------------------------------|------|---|----|------|------|-------|-----|-----|-----|----|----|----|-----|-----|----|----|
| Year | Team | G | GS | Tack | Asst | Sacks | Yds | INT | Yds | Lg | TD | PD | QBH | TFL | FF | FR |
| 2021 | WAS | - | - | - | - | - | - | - | - | - | - | - | - | - | - | - |
| Career Totals | | | | | | | | | | | | | | | | |
| Totals | | - | - | - | - | - | - | - | - | - | - | - | - | - | - | - |

| Transactions | | | |
|--------------|------------|------------|--|
| Date | From Team | To Team | Description |
| 05/14/2021 | Washington | Washington | signed/draft choice (Four-year contract) |

W

CASEY TOO HILL

Defensive End

96

6-5

250

2nd Season

Year-by-Year



August 21, 1996 [24]



San Diego, Calif.



University of Stanford



W (PHI) - '20

College

As a fifth-year senior, was one of 12 William V. Campbell Trophy finalists as a member of the NFF National Scholar-Athlete Class. Was named to the All-Pac-12 second team.

Was an AI Masters Award and Tommy Vardell Award recipient

Started all 12 games for the Cardinal and was third on the team with 60 tackles, finishing with team-highs 11.5 tackles for loss and eight sacks. Finished fifth in the conference in sacks and seventh in tackles for loss. Added 10 quarterback hurries, one forced fumble, one pass breakup and one blocked kick.

In 2018, was named a Pac-12 All-Academic first team. Played in seven games and started five posted 29 tackles (12 solo), 3.0 tackles for loss and two pass breakups.

In 2017, was named to the Pac-12 All-Academic second team. Was a CoSIDA Academic All-District honoree. Posted 21 tackles (10 solo), 4.0 tackles for loss, 1.0 sack, one fumble recovery, one interception.

In 2016, was a Pac-12 All-Academic first team honoree. Played in 11 games and totaled 22 tackles (11 solo), 2.5 sacks, one blocked kick.



2020 [WAS]

Appeared in nine games between Philadelphia and Washington. Recorded two tackles, both assists and one QBH. Recorded his one QBH in a win at SF.

Made his NFL debut on September 20 with Philadelphia against the Los Angeles Rams.

Personal

High School - Cathedral Catholic (Calif.)

Highlights - Was a 2015 Cal-Hi Sports all-state second team as a senior.

Family - Son of Steve and Karen Toohill. Has two siblings, Kathleen and Connor.



N/A



@c2hill

Casey Toohill

| Career Defensive/Fumble Stats | | | | | | | | | | | | | | | | |
|-------------------------------|---------|---|----|------|------|-------|-----|-----|-----|----|----|----|-----|-----|----|----|
| Year | Team | G | GS | Tack | Asst | Sacks | Yds | INT | Yds | Lg | TD | PD | QBH | TFL | FF | FR |
| 2020 | WAS/PHI | 9 | 0 | 0 | 2 | 0.0 | 0.0 | 0 | 0 | 0 | 0 | 0 | 1 | 0 | 0 | 0 |
| Career Totals | | | | | | | | | | | | | | | | |
| Totals | | 9 | 0 | 0 | 2 | 0.0 | 0.0 | 0 | 0 | 0 | 0 | 0 | 1 | 0 | 0 | 0 |
| Postseason | | | | | | | | | | | | | | | | |
| 2020 | NFL | 1 | 0 | 0 | 0 | 0.0 | 0.0 | 0 | 0 | 0 | 0 | 0 | 0 | 0 | 0 | 0 |
| Totals | | 1 | 0 | 0 | 0 | 0.0 | 0.0 | 0 | 0 | 0 | 0 | 0 | 0 | 0 | 0 | 0 |

| Single-Season Career Highs | | |
|----------------------------|----|------|
| Games | 9 | 2020 |
| Sacks | -- | -- |
| Sack Yds. | -- | -- |
| TFL | -- | -- |
| Tackles | 2 | 2020 |
| INT | -- | -- |
| PD | -- | -- |
| FF | -- | -- |
| FR | -- | -- |
| QBH | 1 | 2020 |

| Single-Game Career Highs | | |
|--------------------------|----|--------------------------------|
| Sacks | -- | -- |
| Sack Yds. | -- | -- |
| TFL | -- | -- |
| Tackles | 1 | 2x, last Dec. 20, 2020 vs. SEA |
| INT | -- | -- |
| PD | -- | -- |
| FF | -- | -- |
| FR | -- | -- |
| QBH | 1 | Dec. 13, 2020 at SF |

| Transactions | | | |
|--------------|--------------|--------------|--|
| Date | From Team | To Team | Description |
| 10/14/2020 | Philadelphia | Washington | acquired from waiver |
| 10/13/2020 | Philadelphia | Philadelphia | cut |
| 07/20/2020 | Philadelphia | Philadelphia | signed/draft choice (Four-year contract) |

W

JOE WALKER

Linebacker

40

6-2

236

5th Season



December 11, 1992 (28)



Palos Verdes Peninsula, Calif.



University of Oregon



FA - '21

College

Played collegiately at Oregon from 2013-15. Tallied 205 tackles (118 solo), 17 TFL, five sacks, one interception, two PDs and two fumble recoveries over 40 games played.



Personal

High School - Palos Verdes in Ca.

Highlights - Rushed for a 44-yard touchdown as a full-back in high school.

Family - Son of Brett and Suellen Walker.

Year-by-Year

2021 (WAS)

Signed with Washington.

2020 (SF)

Appeared in 12 games and made two tackles.

2019 (ARI)

Played in 16 games and made 11 starts. Tallied 58 tackles (38 solo), one QBH, five TFL and one forced fumble.

2018 (ARI)

Played in 14 games.

2017 (PHI)

Played in 12 games with three starts. Tallied eight tackles (four solo) and a PD. Was a Super Bowl Champion after the Eagles defeated the Patriots.



N/A



N/A

Joe Walker

Career Defensive/Fumble Stats

| Year | Team | G | GS | Tack | Asst | Sacks | Yds | INT | Yds | Lg | TD | PD | QBH | TFL | FF | FR |
|------|------|----|----|------|------|-------|-----|-----|-----|----|----|----|-----|-----|----|----|
| 2017 | PHI | 12 | 3 | 4 | 4 | 0.0 | 0.0 | 0 | 0 | 0 | 0 | 1 | 0 | 0 | 0 | 0 |
| 2018 | ARI | 14 | 0 | 0 | 0 | 0.0 | 0.0 | 0 | 0 | 0 | 0 | 0 | 0 | 0 | 0 | 0 |
| 2019 | ARI | 16 | 11 | 38 | 20 | 0.0 | 0.0 | 0 | 0 | 0 | 0 | 0 | 1 | 5 | 1 | 0 |
| 2020 | SF | 12 | 0 | 2 | 0 | 0.0 | 0.0 | 0 | 0 | 0 | 0 | 0 | 0 | 0 | 0 | 0 |

Career Totals

| | | | | | | | | | | | | | | | |
|---------------|-----------|-----------|-----------|-----------|------------|------------|----------|----------|----------|----------|----------|----------|----------|----------|----------|
| Totals | 54 | 14 | 44 | 24 | 0.0 | 0.0 | 0 | 0 | - | 0 | 1 | 1 | 5 | 1 | 0 |
|---------------|-----------|-----------|-----------|-----------|------------|------------|----------|----------|----------|----------|----------|----------|----------|----------|----------|

Single-Season Career Highs

| | | |
|------------------|----|------|
| Games | 16 | 2019 |
| Sacks | -- | -- |
| Sack Yds. | -- | -- |
| TFL | 5 | 2019 |
| Tackles | 58 | 2019 |
| INT | -- | -- |
| PD | 1 | 2017 |
| FF | 1 | 2019 |
| FR | -- | -- |
| QBH | 1 | 2019 |

Single-Game Career Highs

| | | |
|------------------|----|-------------------------------|
| Sacks | -- | -- |
| Sack Yds. | -- | -- |
| TFL | 1 | 5x, last Dec. 29, 2019 at LAR |
| Tackles | 11 | Dec. 29, 2019 at LAR |
| INT | -- | -- |
| PD | 2 | Oct. 28, 2018 at NYG |
| FF | 1 | Dec. 15, 2019 vs. CLE |
| FR | -- | -- |
| QBH | 1 | Nov. 10, 2019 at TB |

Transactions

| Date | From Team | To Team | Description |
|------------|---------------|---------------|--|
| 05/19/2021 | San Francisco | Washington | signed/unrest FA |
| 10/21/2020 | San Francisco | San Francisco | active/prac. squad |
| 09/06/2020 | San Francisco | San Francisco | prac. squad add |
| 09/05/2020 | San Francisco | San Francisco | cut |
| 03/23/2020 | Arizona | San Francisco | signed/unrest FA (One-year contract) |
| 09/19/2018 | Philadelphia | Arizona | active/prac. squad |
| 09/04/2018 | Philadelphia | Philadelphia | prac. squad add |
| 09/02/2018 | Philadelphia | Philadelphia | cut |
| 05/04/2016 | Philadelphia | Philadelphia | signed/draft choice (Four-year contract) |

W

TRESS WAY
Punter

5

6-1

220

8th Season

Year-by-Year

2020 (WAS)

Week 1 vs. PHI - Tallied seven punts for 329 yards [47.0 avg.] with two pinned inside the 20 in win.

Week 2 at ARI - Punted for 284 yards on six punts [47.3 avg.], pinning three inside the 20-yard line

Week 3 at CLE - Logged 147 yards on three punts [49.0 avg.] with two inside the 20

Week 4 vs. BAL - Registered five punts for 229 yards [45.8 avg.] with two inside the 20-yard line.

Week 5 vs. LAR - Tallied 10 punts for 511 yards [51.1 avg.] with one inside the 20-yard line.

Week 6 at NYG - Punted once for 55 yards.

Week 7 vs. DAL - Recorded two punts for 76 yards [38.0 avg.] with two inside the 20-yard line in win.

Week 9 vs. NYG - Punted twice for 110 yards [55.0 avg.].

Week 10 at DET - Punted two times for 77 yards [38.5 avg.] with one inside the 20-yard line.

Week 11 vs. CIN - Punted five times for 252 yards [50.4 avg.] with three inside the 20-yard line in win vs. CIN

Week 12 at DAL - Punted twice for 117 yards [58.5 avg.], setting a single-game career-high (min. two punts) with one inside the 20-yard line in win.

Week 13 at PIT - Punted seven times for 322 yards [46.0 avg.] with four inside the 20-yard line, a season-high in win.

Week 14 at SF - Punted eight times for 398 yards [49.8 avg.] and pinned one of them inside the 20-yard line in win.

Week 15 vs. SEA - Punted four times for 182 yards [45.5 avg.].

Week 16 vs. CAR - Punted three times for 154 yards, including a season-high 65-yarder. Recorded a 51.3 net punting average, the fourth-highest of his career (min. 3 punts).

Week 17 vs. PHI - Punted six times for 261 yards with one inside the 20-yard line in win.

2019 (WAS)

Started and played in all 16 games. Named to first Pro Bowl. Tied for seventh among punts pinned inside the 20-yard line [30]. Recorded a career-high net avg. of 44.1.

2018 (WAS)

Appeared in all 16 regular season games, recording 3,581 yards on 79 punts [45.3 avg.] and a career-high net avg. [41.5].

2017 (WAS)

Punted a single-season career-high 83 times for a career-high 3,794 yards [45.7 avg.].

2016 (WAS)

Punted in all 16 games, averaging 45.1 yards and 38.9 net yards on 49 punts with 15 downed inside the 20 and four touchbacks.

2015 (WAS)

Appeared in all 16 regular season games and one post-season contest. Punted 70 times in the regular season for an average of 46.1 yards per punt.

2014 (WAS)

Joined Washington via waiver claim in the preseason and punted in all 16 games, averaging 47.5 yards on 77 punts.

 May 18, 1990 [31]

 Tulsa, Okla.

 University of Oklahoma

 W (CHI)- '14

Career Highlights

Punted 73 times for 3,504 yards [48.0 avg.] with 23 inside the 20-yard line and a 44.3 net average in 2020.

His 44.3 net average is a career-high as well as the highest single-season mark in franchise history. The mark also was the fourth-highest in the league this season.

Tallied 3,235 net punting yards, the most in the league in 2020.

Ranked second in the league in both punts [73] and total punting yards [3,504] in 2020.

Opponents returned Way's punts for 209 yards, the lowest mark in his career.

Recorded zero punts blocked for the fifth-consecutive season.

Registered two blocked punts in his career, the least for a punter with a minimum of 500 punts in franchise history.

Totaled 510 punts and 35,746 punting yards in his career, the second-most in franchise history.

His punting average [46.8], punts inside the 20-yard line [185], net yards [21,092] and net average [41.2] in his career all rank the most in franchise history.

Recorded 511 punting yards in Week 5 against the Rams in 2020, the most in a single game in Washington history, according to Pro Football Reference.

Pinned four punts inside the 20-yard line against Pittsburgh in Week 13, tied for the second-most in a single game in his career.

Posted a 55.0 net punting average in Week 6 against the Giants, the second-highest single-game mark in his career.

College

Appeared in 53 games at Oklahoma from 2008-12, punting 250 times for 10,988 yards [44.0 avg.] with 36 touchbacks and 91 punts downed inside the 20.

Personal

High School - Union H.S. in Tulsa, Okla.

Highlights - Handled kicking duties, converting all 42 extra point attempts and 14-of-19 field goal attempts.

Named district special teams player of the year as a senior.

Family - Son of Debra and Leo Way.



@Tress_Way



@tress_way

Tress Way

Career Punting Stats

| Year | Team | G | P | Blk | Yds | Avg | Lg | Tb | I20 | Ret | Ret Yds | Net Yds | Net Avg |
|------|------|----|----|-----|------|------|----|----|-----|-----|---------|---------|---------|
| 2014 | WAS | 16 | 77 | 1 | 3659 | 47.5 | 77 | 7 | 22 | 42 | 397 | 3122 | 40.0 |
| 2015 | WAS | 16 | 70 | 1 | 3224 | 46.1 | 64 | 7 | 21 | 30 | 258 | 2826 | 39.8 |
| 2016 | WAS | 16 | 49 | 0 | 2209 | 45.1 | 61 | 4 | 15 | 27 | 222 | 1907 | 38.9 |
| 2017 | WAS | 16 | 83 | 0 | 3794 | 45.7 | 64 | 6 | 33 | 39 | 435 | 3239 | 39.0 |
| 2018 | WAS | 16 | 79 | 0 | 3581 | 45.3 | 63 | 0 | 41 | 31 | 303 | 3278 | 41.5 |
| 2019 | WAS | 16 | 79 | 0 | 3919 | 49.6 | 79 | 4 | 30 | 39 | 354 | 3485 | 44.1 |
| 2020 | WAS | 16 | 73 | 0 | 3504 | 48.0 | 65 | 3 | 23 | 36 | 209 | 3235 | 44.3 |

Career Totals

| | | | | | | | | | | | | |
|---------------|------------|------------|----------|--------------|-------------|-----------|-----------|------------|------------|-------------|--------------|-------------|
| Totals | 112 | 510 | 2 | 23890 | 46.8 | 79 | 31 | 185 | 244 | 2178 | 21092 | 41.2 |
|---------------|------------|------------|----------|--------------|-------------|-----------|-----------|------------|------------|-------------|--------------|-------------|

Postseason

| | | | | | | | | | | | | | |
|--------|-----|---|---|---|-----|------|----|---|---|---|----|-----|------|
| 2015 | WAS | 1 | 5 | 0 | 253 | 50.6 | 60 | 0 | 3 | 2 | 29 | 224 | 44.8 |
| 2020 | WAS | 1 | 5 | 0 | 219 | 43.8 | 52 | 1 | 1 | 2 | 16 | 183 | 36.6 |
| Totals | | 1 | 1 | 0 | 0 | 0 | 0 | 0 | 0 | 0 | 0 | 0 | 0 |

Single-Season Career Highs

| | | |
|----------------|-------|------------|
| Games | 16 | 2014-20 |
| Punts | 83 | 2017 |
| Yards | 3,919 | 2019 |
| Long | 79 | 2019 |
| TB | 7 | 2014, 2015 |
| I20 | 41 | 2018 |
| Ret | 42 | 2014 |
| Ret Yds | 435 | 2017 |
| Net Yds | 3,485 | 2019 |
| Net Avg | 44.3 | 2020 |

Single-Game Career Highs

| | | |
|----------------|------|--------------------------------|
| Punts | 10 | 2x, last Oct. 11, 2020 vs. LAR |
| Yards | 511 | Oct. 11, 2020 vs. LAR |
| Long | 79 | Dec. 1, 2019 at CAR |
| TB | 2 | 2x, last Oct. 9, 2016 at BAL |
| I20 | 5 | Oct. 21, 2018 vs. DAL |
| Ret | 7 | Oct. 11, 2020 vs. LAR |
| Ret Yds | 143 | Dec. 7, 2014 vs. STL |
| Net Yds | 460 | Oct. 11, 2020 vs. LAR |
| Net Avg | 55.5 | Sept. 25, 2014 vs. NYG |

Transactions

| Date | From Team | To Team | Description |
|------------|------------|------------|---------------------------------|
| 12/27/2019 | Washington | Washington | re-signed (Four-year extension) |
| 03/12/2016 | Washington | Washington | re-signed (Four-year extension) |
| 08/20/2014 | Chicago | Washington | acquired from waiver |
| 08/18/2014 | Chicago | Chicago | cut |
| 01/01/2014 | Chicago | Chicago | signed |
| 08/25/2013 | Chicago | Chicago | cut |
| 04/28/2013 | Chicago | Chicago | signed |

W

JONATHAN WILLIAMS

Running Back

38

6-0

217

6th Season

Year-by-Year



February 2, 1994 [27]



Dallas, Texas.



University of Arkansas



FA-'20

College

In his three years with the Razorbacks, Williams accumulated 2,321 yards and 18 touchdowns on 406 carries, highlighted by nine 100-yard rushing games.

2015: Missed his senior season due to a foot injury.

2014: Appeared in 13 games (11 starts), registering 211 carries for 1,190 yards and 12 touchdowns en route to earning AP All-SEC second team honors.

2013: Played in all 12 games (11 starts) and finished the year with 150 touches for 900 yards and four touchdowns, adding seven receptions for 72 yards and two touchdowns.



Williams has played in 28 games (one start) and recorded 334 yards and two touchdowns on 80 attempts. He has added 11 receptions for 81 yards.

2019 (IND)

Appeared in nine games (one start), tallying a career high 235 yards and one touchdown on 49 attempts.

2018 (NO)

Saw action in three games for the Saints, registering one reception for one yard.

2017 (NO/DEN)

Appeared on the practice squad for the Denver Broncos and New Orleans Saints.

2016 (Buf)

Appeared in 11 games as a rookie, recording 27 carries for 84 yards and a touchdown.

Personal

High School - Allen (Texas) High School in Tx.

Highlights - As a senior he rushed for 1,169 yards and 12 touchdowns on 187 carries, and added 14 catches for 161 yards and two touchdowns, while leading the Eagles to a perfect 10-0 record in the regular season.

Family - Son of Constance and John Williams



@Jwillpart2



@Jwillpart2

Johnathan Williams

Career Rushing/Receiving Stats

| Year | Team | G | GS | Att | Yds | Avg | Lg | TD | Rec | Yds | Avg | Lg | TD | Scrim | Fumble |
|---------------|------|----|----|-----|-----|-----|----|----|-----|-----|------|----|----|-------|--------|
| 2016 | BUF | 11 | 0 | 27 | 94 | 3.5 | 20 | 1 | 1 | 0 | 0.0 | 0 | 0 | 94 | 2 |
| 2018 | NO | 3 | 0 | 3 | 0 | 0.0 | 1 | 0 | 1 | 1 | 1.0 | 1 | 0 | 1 | 0 |
| 2019 | IND | 9 | 1 | 49 | 235 | 4.8 | 48 | 1 | 5 | 59 | 11.8 | 31 | 0 | 294 | 0 |
| 2020 | DET | 5 | 0 | 1 | 5 | 5.0 | 5 | 0 | 4 | 21 | 5.3 | 10 | 0 | 26 | 1 |
| Career Totals | | | | | | | | | | | | | | | |
| Totals | | 28 | 1 | 80 | 334 | 4.2 | 48 | 2 | 11 | 81 | 7.4 | 31 | 0 | 415 | 3 |

Career Passing Stats

| Year | Team | Att | Cmp | Pct | Yds | Y/A | TD | TD% | Int | Int% | Lg | Sk | Lst | Rate | Fumble |
|--------|------|-----|-----|-----|-----|-----|----|-----|-----|------|----|----|-----|------|--------|
| 2016 | BUF | 1 | 0 | 0.0 | 0 | 0.0 | 0 | 0.0 | 0 | 0.0 | - | 0 | 0 | 39.6 | 0 |
| Totals | | 1 | 0 | 0.0 | 0 | 0.0 | 0 | 0.0 | 0 | 0.0 | - | 0 | 0 | 39.6 | 0 |

Career Returning Stats

| Year | Team | PR | FC | Yds | Avg | Lg | TD | KR | FC | Yds | Avg | Lg | TD |
|--------|------|----|----|-----|-----|----|----|----|----|-----|------|----|----|
| 2020 | DET | 0 | 0 | 0 | - | - | 0 | 1 | 0 | 10 | 10.0 | 10 | 0 |
| Totals | | 0 | 0 | 0 | - | - | 0 | 1 | 0 | 10 | 10.0 | 10 | 0 |

Single-Season Career Highs

| | | |
|-----------|-----|------------|
| Games | 11 | 2016 |
| Attempts | 49 | 2019 |
| Yards | 235 | 2019 |
| Long | 31 | 2019 |
| TD | 1 | 2016, 2019 |
| Rec | 5 | 2019 |
| Yds. | 59 | 2019 |
| Long | 31 | 2019 |
| TD | -- | -- |
| Scrim Yd. | 294 | 2014 |

Single-Game Career Highs

| | | |
|-----------|-----|--------------------------------|
| Attempts | 26 | Nov. 21, 2019 vs. HOU |
| Yards | 116 | Nov. 17, 2019 vs. JAX |
| Long | 48 | Nov. 17, 2019 vs. JAX |
| TD | 1 | 2x, last Nov. 26, 2020 vs. HOU |
| Rec | 4 | Nov. 26, 2020 vs. HOU |
| Yds. | 31 | Nov. 17, 2019 JAX |
| Long | 31 | Nov. 17, 2019 JAX |
| TD | -- | -- |
| Scrim Yd. | 147 | Nov. 17, 2019 vs. Jax |

Johnathan Williams

| Transactions | | | |
|--------------|--------------|--------------|--|
| Date | From Team | To Team | Description |
| 01/11/2021 | Washington | Washington | signed |
| 12/31/2020 | Detroit | Washington | pract. squad add |
| 12/24/2020 | Detroit | Detroit | cut |
| 10/30/2020 | Washington | Detroit | active/prac. squad |
| 10/07/2020 | Detroit | Washington | pract. squad add |
| 09/14/2020 | Detroit | Detroit | pract. squad add |
| 09/12/2020 | Detroit | Detroit | active/prac. squad |
| 09/06/2020 | Detroit | Detroit | pract. squad add |
| 09/05/2020 | Detroit | Detroit | cut |
| 08/17/2020 | Indianapolis | Detroit | signed/unrest FA (One-year contract |
| 10/02/2018 | New Orleans | Indianapolis | pract. squad add |
| 09/28/2018 | New Orleans | New Orleans | cut |
| 09/02/2018 | New Orleans | New Orleans | pract. squad add |
| 09/01/2018 | New Orleans | New Orleans | cut |
| 11/14/2017 | Denver | New Orleans | active/prac. squad |
| 09/05/2017 | Buffalo | Denver | pract. squad add |
| 09/03/2017 | Buffalo | Buffalo | cut |
| 05/13/2016 | Buffalo | Buffalo | signed/draft choice (Four-year contract) |

W

DANIEL WISE

Defensive End

63

6-3

285

4th Season

Year-by-Year

2021 [WAS]
Signed with Washington.



January 16, 1996 [25]



Carrollton, Texas



University of Kansas



FA - '21

College

As a senior in 2018, played in 11 games and recorded 34 total tackles, (27 solo), 12 TFL and five sacks.

In 2017, played in 12 games and recorded 53 total tackles (33 solo), 16 TFL and five sacks. Added two forced fumbles.

In 2016, played in 11 games and recorded 38 tackles, (31 solo), nine TFL and three sacks. Also added a PD and a fumble recovery.

In 2015, played in eight games and recorded 27 tackles (17 solo), six TFL, four sacks and one PD.



Personal

High School - Attended Hebron HS

Highlights - Signed with Kansas as a three-star prospect according to ESPN.com and Scout.com ... ESPN.com rated him the 77th-best defensive tackle in the nation.

Recorded 49 tackles, including 33 solo stops, as a senior.



@wisejayhawk



@wisejayhawk

Daniel Wise

| Career Defensive/Fumble Stats | | | | | | | | | | | | | | | | |
|-------------------------------|------|---|----|------|------|-------|-----|-----|-----|----|----|----|-----|-----|----|----|
| Year | Team | G | GS | Tack | Asst | Sacks | Yds | INT | Yds | Lg | TD | PD | QBH | TFL | FF | FR |
| 2021 | WAS | - | - | - | - | - | - | - | - | - | - | - | - | - | | |
| Career Totals | | | | | | | | | | | | | | | | |
| Totals | | - | - | - | - | - | - | - | - | - | - | - | - | - | - | - |

| Transactions | | | |
|--------------|-----------|------------|------------------|
| Date | From Team | To Team | Description |
| 01/12/2021 | Arizona | Washington | signed |
| 10/28/2020 | Dallas | Arizona | pract. squad add |
| 03/18/2020 | Dallas | Dallas | cut |
| 12/30/2019 | Dallas | Dallas | signed |
| 09/02/2019 | Dallas | Dallas | pract. squad add |
| 08/31/2019 | Dallas | Dallas | cut |
| 05/01/2019 | Dallas | Dallas | signed |

W

GABE WRIGHT

Defensive Tackle

62

6-3

295

7th Season

Year-by-Year

2021 [WAS]
Signed with Washington.

2018 [OAK]
Appeared in two games and made one assisted tackle.

2017 [MIA]
Appeared in one game and made a tackle and as well as a pass defended.

2016 [CLE]
Appeared in five games and made four total tackles (three solo), one pass defended, on quarterback hit and on tackle for loss.

2015 [WAS]
Appeared in seven games and made one start. Recorded six tackles (five solo) and a tackle for loss.



April 3, 1992 [29]



Columbis, Ga.



University of Auburn

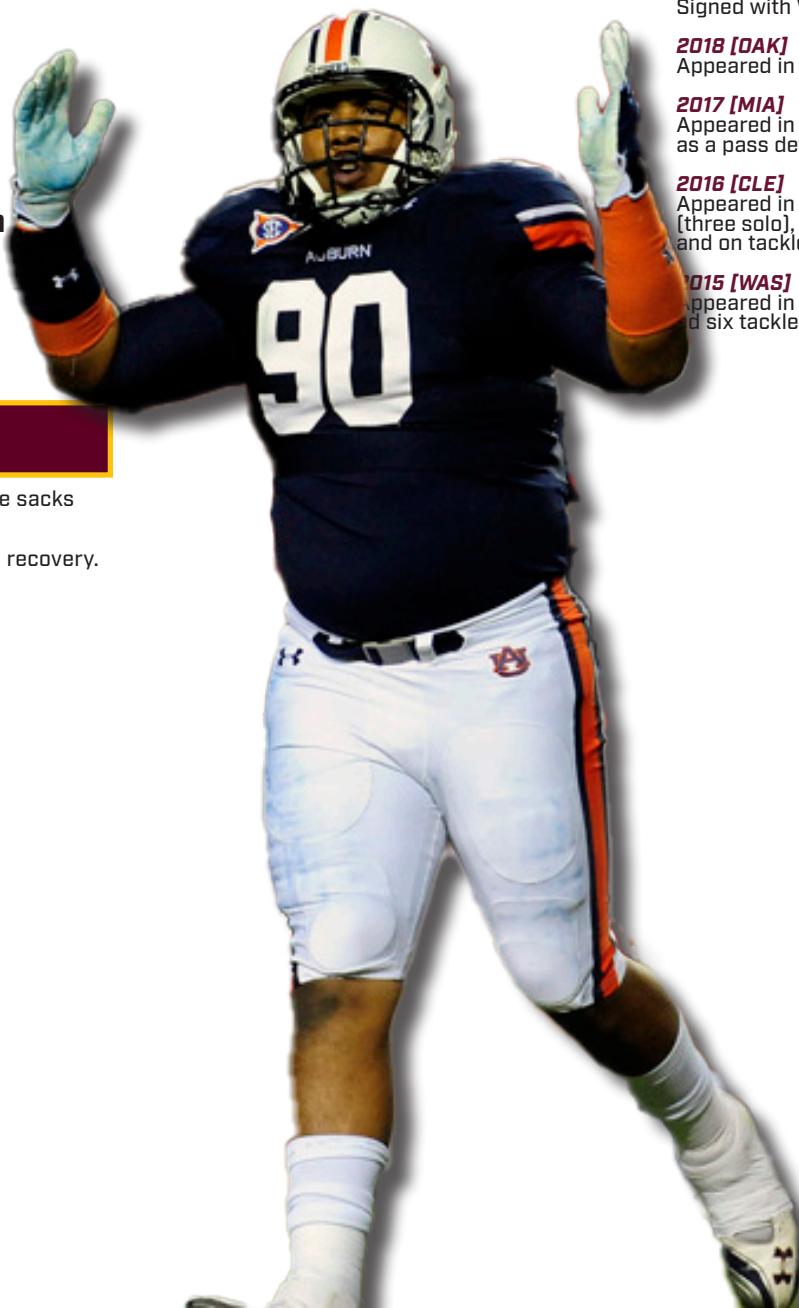


FA- '21

College

in four seasons, recorded 74 tackles, five sacks and two passes defended at Auburn.

Added 17.5 tackles for loss and a fumble recovery.



Personal

High School - Carver High School

Highlights - Listed as the No. 3 defensive tackle and the No. 26 player overall by ESPN.com/Scouts Inc. ... ranked as the No. 7 player in the state of Georgia and the nation's No. 121 player by Rivals.com.

Family - Son of Viola Wright.



@NineORhino



@gwright90

Gabe Wright

Career Defensive/Fumble Stats

| Year | Team | G | GS | Tack | Asst | Sacks | Yds | INT | Yds | Lg | TD | PD | QBH | TFL | FF | FR |
|------|------|---|----|------|------|-------|-----|-----|-----|----|----|----|-----|-----|----|----|
| 2015 | DET | 7 | 1 | 5 | 1 | 0.0 | 0.0 | 0 | 0 | 0 | 0 | 0 | 0 | 1 | 0 | 0 |
| 2016 | CLE | 5 | 0 | 3 | 1 | 0.0 | 0.0 | 0 | 0 | 0 | 0 | 1 | 1 | 1 | 0 | 0 |
| 2017 | MIA | 1 | 0 | 1 | 0 | 0.0 | 0.0 | 0 | 0 | 0 | 0 | 1 | 0 | 0 | 0 | 0 |
| 2018 | OAK | 2 | 0 | 0 | 1 | 0.0 | 0.0 | 0 | 0 | 0 | 0 | 0 | 0 | 0 | 0 | 0 |

Career Totals

| | | | | | | | | | | | | | | | |
|--------|----|---|---|---|-----|-----|---|---|---|---|---|---|---|---|---|
| Totals | 15 | 1 | 9 | 3 | 0.0 | 0.0 | 0 | 0 | - | 0 | 2 | 1 | 2 | 0 | 0 |
|--------|----|---|---|---|-----|-----|---|---|---|---|---|---|---|---|---|

Single-Season Career Highs

| | | |
|-----------|----|------------|
| Games | 7 | 2015 |
| Sacks | -- | -- |
| Sack Yds. | -- | -- |
| TFL | 1 | 2015, 2016 |
| Tackles | 6 | 2015 |
| INT | -- | -- |
| PD | 1 | 2016, 2017 |
| FF | -- | -- |
| FR | -- | -- |
| QBH | 1 | 2016 |

Single-Game Career Highs

| | | |
|-----------|----|--------------------------------|
| Sacks | -- | -- |
| Sack Yds. | -- | -- |
| TFL | -- | -- |
| Tackles | 2 | 2x, last Oct. 16, 2016 at TEN |
| INT | -- | -- |
| PD | 1 | 2x, last Dec. 31, 2017 vs. BUF |
| FF | -- | -- |
| FR | -- | -- |
| QBH | 1 | Sept. 25, 2016 at MIA |

Transactions

| Date | From Team | To Team | Description |
|------------|----------------------|--------------|---|
| 06/07/2021 | Jacksonville Jaguars | Washington | signed |
| 03/17/2021 | Jacksonville | Jacksonville | cut |
| 01/04/2021 | Jacksonville | Jacksonville | signed |
| 12/07/2020 | Las Vegas | Jacksonville | pract. squad add |
| 08/30/2019 | Oakland | Oakland | cut |
| 09/20/2018 | Oakland | Oakland | pract. squad add |
| 09/01/2018 | Oakland | Oakland | cut |
| 08/15/2018 | Miami | Oakland | acquired from waiver |
| 08/14/2018 | Miami Dolphins | Miami | cut |
| 09/04/2017 | Philadelphia | Miami | pract. squad add |
| 09/01/2017 | Philadelphia | Philadelphia | cut |
| 06/05/2017 | Cleveland | Philadelphia | signed (One-year contract (through 2017)) |
| 05/19/2017 | Cleveland | Cleveland | cut |
| 10/25/2016 | Cleveland | Cleveland | pract. squad add |
| 10/21/2016 | Cleveland | Cleveland | cut |
| 10/06/2016 | Cleveland | Cleveland | pract. squad add |
| 10/04/2016 | Cleveland | Cleveland | cut |
| 09/05/2016 | Detroit Lions | Cleveland | pract. squad add |
| 09/03/2016 | Detroit | Detroit | cut |
| 05/07/2015 | Detroit | Detroit | signed/draft choice (Four-year contract) |

W

ISAIAH WRIGHT

Wide Receiver

18

6-2

220

2nd Season



January 13, 1997 [24]



West Hartford, Conn.



Temple University



CFA - '20

Career Highlights

Was one of three undrafted wide receivers to register at least 25 receptions for Washington in 2020.

Recorded 10 receiving first downs in 2020, including a career-high 22-yard reception.

Rushed three times for 16 yards in 2020, averaging 5.3 yards per carry.

College

Appeared in 50 games at Temple from 2016-19, where he finished with 134 receptions for 1,552 yards and 12 touchdowns as well as rushing 91 times for 552 yards and 3 touchdowns.

In 2019, recorded 47 receptions for 442 yards and 5 touchdowns.

In 2018, led team with seven receptions for a career-high 114 yards against Boston College... Earned AAC Special Teams Player of the Week and Paul Hornung Award Honor Roll honors after returning six kicks for 156 yards and a TD against ECU

Caught game-winning TD in overtime vs. #20 Cincinnati.

Became just the fourth player in Temple history to eclipse 3,000 all-purpose yards at Houston.



Year-by-Year

2020 [WAS]

Week 1 vs. PHI - Appeared on special teams in win.

Week 2 at ARI - Inactive.

Week 3 at CLE - Made his first career start with 24 yards on four receptions and a six-yard rush.

Week 4 vs. BAL - Started and made four receptions for 20 yards alongside a nine-yard rush.

Week 5 vs. LAR - Made a three-yard reception and returned two punts for 13 yards

Week 6 at NYG - Reeled in 25 yards on four receptions and a one-yard rush.

Week 7 vs. DAL - Inactive in win.

Week 9 vs. NYG - Registered three catches for 30 yards vs. NYG.

Week 10 at DET - Hauled in a career-high 59 yards on six receptions.

Week 11 vs. CIN - Made a seven-yard reception in win.

Week 12 at DAL - Appeared on offense in win.

Week 13 at PIT - Caught a five-yard pass in win.

Week 14 at SF - Made a nine-yard reception in win.

Week 15 vs. SEA - Caught two passes for 15 yards.

Week 16 vs. CAR - Contributed on offense.

Week 17 vs. PHI - Contributed on offense and special teams in win.

Personal

High School - Attended Kingswood-Oxford H.S. in West Hartford, Conn.

Highlights - Caught 91 receptions for 1,917 yards and 19 touchdowns. Also rushed for 330 yards and one score on 24 carries.

Defensively, racked up 74 total tackles, 47 solo, with four interceptions and two fumble recoveries.

Family - Son of Nina Wright and Randy Smith



@itz_onlywright



@itzonlywright

Isaiah Wright

Career Rushing/Receiving Stats

| Year | Team | G | GS | Att | Yds | Avg | Lg | TD | Rec | Yds | Avg | Lg | TD | Scrim | Fumble |
|---------------|------|----|----|-----|-----|-----|----|----|-----|-----|-----|----|----|-------|--------|
| 2020 | WAS | 14 | 6 | 3 | 16 | 5.3 | 9 | 0 | 27 | 197 | 7.3 | 22 | 0 | 213 | 0 |
| Career Totals | | | | | | | | | | | | | | | |
| Totals | | 14 | 6 | 3 | 16 | 5.3 | 9 | 0 | 27 | 197 | 7.3 | 22 | 0 | 213 | 0 |
| Postseason | | | | | | | | | | | | | | | |
| 2020 | WAS | 1 | 1 | 0 | 0 | 0 | 0 | 0 | 0 | 0 | 0 | 0 | 0 | 0 | 0 |
| Totals | | 1 | 1 | 0 | 0 | 0 | 0 | 0 | 0 | 0 | 0 | 0 | 0 | 0 | 0 |

Career Returning Stats

| Year | Team | PR | FC | Yds | Avg | Lg | TD | KR | FC | Yds | Avg | Lg | TD | Fumble |
|--------|------|----|----|-----|-----|----|----|----|----|-----|------|----|----|--------|
| 2020 | WAS | 4 | 3 | 15 | 3.8 | 13 | 0 | 2 | 0 | 30 | 15.0 | 20 | 0 | 3 |
| Totals | | 4 | 3 | 15 | 3.8 | 13 | 0 | 2 | 0 | 30 | 15.0 | 20 | 0 | 3 |

Single-Season Career Highs

| | | |
|-----------|-----|------|
| Games | 14 | 2020 |
| Attempts | 3 | 2020 |
| Yards | 16 | 2020 |
| Long | 9 | 2020 |
| TD | -- | -- |
| Rec | 27 | 2020 |
| Yds. | 197 | 2020 |
| Long | 22 | 2020 |
| TD | -- | -- |
| Scrim Yd. | 213 | 2020 |

Single-Game Career Highs

| | | |
|-----------|----|-------------------------------|
| Attempts | 1 | 3x, last Oct. 18, 2020 at NYG |
| Yards | 9 | Oct. 4, 2020 vs. BAL |
| Long | 9 | Oct. 4, 2020 vs. BAL |
| TD | -- | -- |
| Rec | 6 | Nov. 15, 2020 at DET |
| Yds. | 59 | Nov. 15, 2020 at DET |
| Long | 22 | Nov. 15, 2020 at DET |
| TD | -- | -- |
| Scrim Yd. | 59 | Nov. 15, 2020 at DET |

Transactions

| Date | From Team | To Team | Description |
|------------|------------|------------|-------------|
| 04/28/2020 | Washington | Washington | signed |

W

DEON YELDER

Tight End

85

6-4

255

5th Season

Year-by-Year



March 6, 1995 (26)



Louisville, KY



Western Kentucky



FA - '21

College

2017: Although he began his final year on The Hill with no offensive statistics, Yelder was one of quarterback Mike White's favorite targets all season. The tight end ranked second on WKU with 52 catches for 688 yards, while leading the Hilltoppers with seven receiving touchdowns. He also added a one-yard rushing score vs. Florida Atlantic, as well as two-point conversions vs. Louisiana Tech (rush) and at UTEP (catch); his 52 points scored led all Hilltopper non-kickers. He capped his stellar season with career-bests of 112 yards and two touchdowns - including a career-long score of 54 yards - vs. Georgia State in the Cure Bowl. Yelder finished fourth nationally in receptions and third in receiving yards among tight ends. His seven touchdown catches is 10th most in a single season in WKU history, while ranking second among tight ends in the program's FBS Era. He recorded at least three catches and 30 receiving yards in 11-of-12 starts.

2016: Yelder appeared in all 14 games as a junior and had one of the defining plays of the season for the Hilltoppers. As one of the team's best athletes, particularly in the vertical jump, Yelder was called on to block field goal attempts and came up with a blocked PAT at Middle Tennessee in the second overtime period. The Hilltoppers scored and converted on the next possession which catapulted them to the top of the East Division and ultimately a Conference USA Championship.

2015: Yelder saw action in the final four games of the season, primarily on special teams coverage and as a reserve tight end.

2014: Yelder did not see any action this year on The Hill.

2013: Yelder redshirted his first season on The Hill.



2020 (KC)

Played in 14 games with one start. Had seven receptions for 36 yards. Appeared in one postseason game.

2019 (KC)

Played in nine games and made one start. Tallied three receptions for 50 yards. Recorded a reception for 11 yards in the postseason.

2018 (KC)

Played in three games with the Chiefs.

Personal

High School - Attended Souther HS in Kentucky.

Highlights - Played basketball up until his junior season.



@DeonYelder



N/A

Deon Yelder

Career Rushing/Receiving Stats

| Year | Team | G | GS | Att | Yds | Avg | Lg | TD | Rec | Yds | Avg | Lg | TD | Scrim | Fumble |
|------|------|----|----|-----|-----|-----|----|----|-----|-----|------|----|----|-------|--------|
| 2018 | KC | 3 | 0 | 0 | 0 | 0 | 0 | 0 | 0 | 0 | 0 | 0 | 0 | 0 | 0 |
| 2019 | KC | 9 | 1 | 0 | 0 | 0 | 0 | 0 | 3 | 50 | 16.7 | 24 | 0 | 50 | 0 |
| 2020 | KC | 14 | 1 | 0 | 0 | 0 | 0 | 0 | 7 | 36 | 5.1 | 12 | 0 | 36 | 0 |

Career Totals

| | | | | | | | | | | | | | | |
|---------------|-----------|----------|----------|----------|----------|----------|----------|-----------|-----------|------------|-----------|----------|-----------|----------|
| Totals | 26 | 2 | 0 | 0 | - | - | 0 | 10 | 86 | 8.6 | 24 | 0 | 86 | 0 |
|---------------|-----------|----------|----------|----------|----------|----------|----------|-----------|-----------|------------|-----------|----------|-----------|----------|

Single-Season Career Highs

| | | |
|------------------|----|------|
| Games | 14 | 2020 |
| Attempts | -- | -- |
| Yards | -- | -- |
| Long | -- | -- |
| TD | -- | -- |
| Rec | 7 | 2020 |
| Yds. | 50 | 2019 |
| Long | 24 | 2019 |
| TD | -- | 2018 |
| Scrim Yd. | 50 | 2019 |

Single-Game Career Highs

| | | |
|------------------|----|------------------------------|
| Attempts | -- | -- |
| Yards | -- | -- |
| Long | -- | -- |
| TD | -- | -- |
| Rec | 2 | 2x, last Jan 3, 2021 vs. LAC |
| Yds. | 43 | Sept. 29, 2019 at DET |
| Long | 24 | Sept. 29, 2019 at DET |
| TD | -- | -- |
| Scrim Yd. | 43 | Sept. 29, 2019 at DET |

Transactions

| Date | From Team | To Team | Description |
|------------|--------------------|--------------------|---------------------|
| 05/06/2021 | Kansas City Chiefs | Washington | signed/unrest FA |
| 03/17/2021 | Kansas City Chiefs | Kansas City Chiefs | Declared Free Agent |
| 10/23/2018 | Kansas City Chiefs | Kansas City Chiefs | active/prac. squad |
| 10/04/2018 | New Orleans Saints | Kansas City Chiefs | prac. squad add |
| 10/02/2018 | New Orleans Saints | New Orleans Saints | prac. squad del |
| 09/02/2018 | New Orleans Saints | New Orleans Saints | prac. squad add |
| 08/31/2018 | New Orleans Saints | New Orleans Saints | cut |
| 05/07/2018 | New Orleans Saints | New Orleans Saints | signed |

W

CHASE YOUNG

Defensive End

99

6-5

265

2nd Season



April 14, 1999 [22]



Upper Marlboro, Md.



Ohio State University



2020 1st Round (2)

Career Highlights

2020 (WAS)

Young's 7.5 sacks finished tied for third-most in franchise history for sacks by a rookie, tying team-mate Ryan Kerrigan. His 10 tackles for loss mark is second-most for a rookie in franchise history beyond Orakpo's 13 in 2009.

Young's four forced fumbles finished tied for most for a Washington rookie and his three fumble recoveries are the most for a rookie season in franchise history.

Young's four passes defended finished tied for the most for a rookie defensive end in franchise history. He is the third defensive end to do so in their rookie season and first since Preston Smith in 2015.

Young's 12 quarterback hits in 2020 were fourth-most for a rookie in the club's history.

Young tallied seven games with at least one full sack, the most in a rookie season in franchise history.

Young registered three games with a sack and a fumble recovery this season, the most games doing so in a season for a Washington player in franchise history.

Young is the first player in Washington history to record two games in a single season with a forced fumble, fumble recovery and a sack, doing so in Weeks 14 and 16.

Young is the second rookie in franchise history to post at least 7.0 sacks and 10 tackles for loss, joining Brian Orakpo [2009]. He is the only rookie in the league this season to reach that mark.

Young has the most forced fumbles in a rookie season for Washington since Ryan Kerrigan also had four in 2011.

Young is the first player in Washington franchise history to record at least two forced fumbles and two fumble recoveries in the month of December in a single season.

Became the first player in Washington history to record two games with at least one fumble recovery, forced fumble, a sack and a pass defended since the stats were first recorded in 1999. Became the fourth player and first rookie in NFL history to record at least two games with at least one fumble recovery, forced fumble, a sack and a pass defended since the stats were first recorded in 1999, joining Khalil Mack [6], Jason Taylor [4] and Julius Peppers [2].



Year-by-Year

2020 (WAS)

Week 1 vs. PHI - Made his first career start in his NFL debut, compiling four tackles [two solo], 1.5 sacks and a forced fumble in win.

Week 2 at ARI - Notched four solo tackles, a sack and two tackles for loss.

Week 3 at CLE - Started before leaving the game with a groin injury.

Week 4 vs. BAL - Inactive.

Week 5 vs. LAR - Registering two solo tackles and a tackle for loss.

Week 6 at NYG - Tallied two tackles [one solo] and a tackle for loss.

Week 7 vs. DAL - Started and registered a team-leading six tackles [five solo] and a tackle for loss in win.

Week 9 vs. NYG - Recorded one solo tackle, a sack of four yards and two quarterback hits vs. NYG.

Week 10 at DET - Compiled two solo tackles.

Week 11 vs. CIN - Notched three tackles [two solo], a pass defended and forced fumble in win.

Week 12 at DAL - Tallied two solo tackles, a nine-yard sack and two tackles for loss in win.

Week 13 at PIT - Registered two solo tackles and a quarterback hit, including a goal-line tackle on fourth down in win.

Week 14 at SF - Notched six tackles [two solo], a sack of eight yards, two quarterback hits, two passes defended, a forced fumble, a fumble recovery and a fumble recovery for a touchdown in win at SF... Became the first player in Washington franchise history to record a fumble return touchdown, a forced fumble and a sack in a game.

Became the first rookie in NFL history and third player in history overall to record a fumble return touchdown, forced fumble, fumble recovery, sack and two-plus passes defended in a single game and the eighth rookie in NFL history to record a fumble return touchdown, a forced fumble and a sack in a single game since 1982.

Week 15 vs. SEA - Registered three tackles [one solo].

Week 16 vs. CAR - Notched four tackles [three solo], a seven-yard sack, a pass defended, a forced fumble and a fumble recovery.

Week 17 at PHI - Recorded two solo tackles, a sack for a loss of five yards, three quarterback hits and a fumble recovery in win.

Became one of nine rookies in NFL history to force four fumbles and recover two fumbles in a season... Tallied seven games with at least one full sack, the most in a rookie season in franchise history.

NFC Wild Card vs. Tampa - Recorded three total tackles.

Personal

High School - DeMatha Catholic, Hyattsville, Md.

Highlights - Won state title as a senior.

Was a consensus 5-star prospect and one of the Top 10 players regardless of position in the nation as a high school senior.

Family - Son of Carla and Greg Young.



@youngchase907



@chaseyoung_

Chase Young

| Career Defensive/Fumble Stats | | | | | | | | | | | | | | | | |
|-------------------------------|------|----|----|------|------|-------|------|-----|-----|----|----|----|-----|------|----|----|
| Year | Team | G | GS | Tack | Asst | Sacks | Yds | INT | Yds | Lg | TD | PD | QBH | TFL | FF | FR |
| 2020 | WAS | 15 | 15 | 32 | 12 | 7.5 | 34.5 | 0 | - | - | 1 | 4 | 12 | 10 | 4 | 3 |
| Career Totals | | | | | | | | | | | | | | | | |
| Totals | | 15 | 15 | 32 | 12 | 7.5 | 34.5 | 0 | - | - | 1 | 4 | 12 | 2067 | 4 | 3 |
| Postseason | | | | | | | | | | | | | | | | |
| 2020 | NFL | 1 | 1 | 1 | 2 | 0.0 | 0 | 0 | - | - | 0 | 0 | 0 | 0 | 0 | 0 |
| Totals | | 1 | 1 | 1 | 2 | 0.0 | 0 | 0 | - | - | 0 | 0 | 0 | 0 | 0 | 0 |

| Single-Season Career Highs | | |
|----------------------------|------|------|
| Games | 15 | 2020 |
| Sacks | 7.5 | 2020 |
| Sack Yds. | 34.5 | 2020 |
| TFL | 10 | 2020 |
| Tackles | 44 | 2020 |
| INT | 0 | 2020 |
| PD | 4 | 2020 |
| FF | 4 | 2020 |
| FR | 3 | 2020 |
| QBH | 12 | 2020 |

| Single-Game Career Highs | | |
|--------------------------|-----|------------------------|
| Sacks | 1.5 | Sept. 13, 2020 vs. PHI |
| Sack Yds. | 9 | Nov. 26, 2020 at DAL |
| TFL | 2 | 2x, last Nov. 26, 2020 |
| Tackles | 6 | Oct. 20, 2020 vs. DAL |
| INT | - | - |
| PD | 2 | Dec. 13, 2020 at SF |
| FF | 1 | 4x, last Dec. 27, 2020 |
| FR | 1 | 3x, last Jan. 3, 2021 |
| QBH | 3 | Jan. 3, 2021 at PHI |

| Transactions | | | |
|--------------|------------|------------|--|
| Date | From Team | To Team | Description |
| 07/23/2020 | Washington | Washington | signed/draft choice (Four-year contract) |



Natlia Dorantes

Coordinator of Football Programs

1st NFL Season/1st Washington

- In 2021, Natalia Dorantes was named Coordinator of Football Programs for the Washington Football Team. As the coordinator of football programs, she became the first Latina in the NFL to ascend to that role. There are 20 similar positions in the NFL, though the title varies by team, including assistant to the head coach, chief of staff, director of coaching operations and administrative assistant to the head coach.
- In this role, Dorantes will work with Rivera on scheduling, planning and managing his calendar. She will also work with various department heads, managing inbound requests for Rivera. In addition, her responsibilities will include helping to coordinate draft, free-agent and scouting meetings. She will also work closely with director of football operations Brian Porter, head athletic trainer Ryan Vermillion, equipment manager Drew Hampton and director of football communications Sean DeBarbieri.
- Prior to Washington, Dorantes held the role of creative recruiting coordinator at Texas A&M from 2017 – 2021. The Aggies had top-10 recruiting classes in both 2019 and 2020. During that time, she had a variety of duties and responsibilities, including working with the recruits and their families during the process, coordinating tasks surrounding official visits, junior days and photoshoots, and ensuring the coaching staff's message was accurately conveyed to the recruits.
- Dorantes also held various social media roles with the National Football League as a social media producer in 2017 and the Arizona Cardinals as a social media intern from 2015-17.
- Dorantes holds a Bachelor of Arts from the Walter Cronkite School of Journalism and Mass Communications at Arizona State University.





W

HISTORY

ALL-TIME ASSISTANT COACHES

A

| | |
|----------------------------|------------------|
| Akey, Robb | 2015-16 |
| Aldrich, Charles "K" | 1947 |
| Angelichio, Brian | 2019 |
| Applebaum, Matt | 2010 |
| Arapoff, Jason | 1992-2000 |
| Arnsperger, Bill | 2001 |
| Austin, Bill | 1969-70, 1973-77 |

B

| | |
|---------------------------|------------------|
| Baker, Brian | 2014 |
| Baker, Ray | 1937-39 |
| Ball, Herman | 1952-54 |
| Banta, Bradford | 2014-16 |
| Barry, Joe | 2015-16 |
| Bass, Marvin | 1952 |
| Banker, Chuck | 1987-88 |
| Bernstein, Harrison | 2007-09 |
| Bielski, Dick | 1973-76 |
| Blache, Greg | 2004-09 |
| Blacken, Malcolm | 2010 |
| Bowser, Bob | 1978-80 |
| Breaux, Don | 1981-93, 2004-07 |
| Brindise, Noah | 2002-03 |
| Bugel, Joe | 1981-89, 2004-09 |
| Burney, Jacob | 2010-14 |
| Burns, DeChon | 2002-03 |
| Burns, Jack | 1989-91, 2004-07 |
| Burns, Keith | 2013 |
| Byner, Earnest | 2004-07 |

C

| | |
|----------------------------|-----------|
| Cabrelli, Larry | 1951 |
| Callahan, Bill | 2015-19 |
| Callahan, Ray | 1978-80 |
| Cameron, Cam | 1994-96 |
| Carberry, Kevin | 2016-17 |
| Carpenter, Ken | 1968 |
| Carpenter, Lew | 1969-70 |
| Carmichael Jr., Pete | 2001 |
| Carter, Rubin | 1999-2000 |
| Catavolos, George | 2002-03 |
| Cavanaugh, Matt | 2015-19 |
| Cherundolo, Charles | 1964-65 |
| Clark, Mike | 2015-16 |
| Clarke, Ken | 2003 |
| Collins, Jim | 2002-03 |
| Coyer, Larry | 2013 |
| Crumpler, Bobby | 2003-09 |

D

| | |
|-----------------------|------------------|
| Day, Shane | 2014-15 |
| Del Rio, Jack | 2020-21 |
| Del Rio, Luke | 2020-21 |
| DePaul, Bobby | 1989-93 |
| Dlange, Joe | 1987 |
| Dickson, George | 1969-70, 1978-80 |
| Doli, Don | 1966-70 |
| Dowhower, Rod | 1990-93 |
| Dowler, Boyd | 1971-72 |
| Dudley, Bill | 1953 |
| Dunn, John | 1984-86, 2004-05 |

E

| | |
|-----------------------------|---------------|
| Edwards, George | 2002-03 |
| Edwards, Glenn "Turk" | 1940-45, 1949 |
| Englehart, Chad | 2010-21 |
| Embree, Jon | 2010 |
| Evans, Dick | 1955-58 |

F

| | |
|-------------------------|---------|
| Fazio, Foge | 2000 |
| Fewell, Perry | 2015-16 |
| FitzGerald, Jeff | 1998-99 |
| Flaherty, Pat | 2000 |
| Flowers, Richmond | 2010-13 |
| Foerster, Chris | 2010-14 |

G

| | |
|----------------------|-----------|
| Garber, Chip | 2009 |
| Gibbs, Coy | 2004-06 |
| Gibron, Abe | 1960-64 |
| Gray, Jerry | 2006-09 |
| Gray, Torrian | 2017 |
| Grimm, Chad | 2015-19 |
| Grimm, Russ | 1992-2000 |
| Gruden, Deuce | 2017 |
| Guenther, Paul | 2002-03 |

H

| | |
|--------------------------|------------------|
| Haluchak, Mike | 1994-96 |
| Hanifan, Jim | 1990-96 |
| Harris, Chris | 2020-21 |
| Haslett, Jim | 2010-14 |
| Hastings, John | 2002-09 |
| Hayes, Tom | 1995-99 |
| Hawkins, Ralph | 1972-77 |
| Hefferle, Ernie | 1959 |
| Helton, Kim | 2002-03 |
| Henning, Dan | 1981-82, 1987-88 |
| Hickman, Bill | 1973-77, 1981-88 |
| Hightower, Richard | 2010-13 |
| Hilliard, Ike | 2012, 2014-19 |
| Hilton, John | 1978-80 |
| Hilyer, Jim | 1975-76 |
| Hixon, Stan | 2004-07 |
| Hoener, Pete | 2020-21 |
| Holland, Lawson | 2002-08 |
| Holmes, Jerry | 2001 |
| Horton, Ray | 1994-96, 2019 |
| Hostler, Jim | 2020-21 |
| Huff, Sam | 1969-70 |
| Hughes, Ed | 1964-67 |
| Hunley, Ricky | 2002 |
| Hunt, John | 2002-03 |

J

| | |
|----------------------|---------|
| Jackson, Bobby | 1994-99 |
| Jackson, Hue | 2001-03 |
| Jackson, Steve | 2004-11 |
| Jacobs, Ben | 2020-21 |
| Jordan, Randy | 2014-21 |

K

| | |
|------------------------|---------|
| Kaczor, Nate | 2019-21 |
| Karmelowicz, Bob | 1994-96 |
| Khayat, Bill | 2007-09 |
| Kilroy, Frank | 1962-64 |
| Kim, Joe | 2015 |
| King, Jennifer | 2020-21 |
| Kotwica, Ben | 2014-17 |
| Kuharich, Joe | 1954 |

L

| | |
|---------------------|------------------|
| LaFleur, Matt | 2010-13 |
| Lanham, Paul | 1973-77, 1987-88 |
| Latham, Kavan | 2017-21 |

| | |
|---------------------|------------------|
| Lazor, Bill | 2004-07 |
| Leggett, Earl | 1997-99 |
| Levy, Marv | 1971-72 |
| Lewis, Marvin | 2002 |
| Lindsey, Dale | 1997-98, 2004-06 |
| Lynn, Ron | 1994-96 |

M

| | |
|--------------------------|------------------|
| Mann, Richard | 2001 |
| Manusky, Greg | 2001, 2016-19 |
| Marchibroda, Ted | 1961-65, 1971-74 |
| Martz, Mike | 1997-98 |
| Mathews, Ray | 1968 |
| Matthews, Cannon | 2017-19 |
| Matuszak, Marv | 1977 |
| Matsko, John | 2020-21 |
| McCardell, Keenan | 2010-11 |
| McCormack, Mike | 1966-72 |
| McCulley, Pete | 1977 |
| McDaniel, LeCharls | 1997-2000 |
| McDaniel, Mike | 2011-13 |
| McPeak, Bill | 1959 |
| McVay, Sean | 2010-16 |
| Mee, Kirk | 1974-77 |
| Meeks, Ron | 2000 |
| Meidt, Chris | 2008-09 |
| Millner, Wayne | 1946-48, 1954 |
| Mills III, Sam | 2020-21 |
| Mitchell, Stump | 2008-09 |
| Moore, Wilber | 1947-50 |
| Morgan, Chris | 2011-13 |
| Morris, Raheem | 2012-14 |
| Morton, Chip | 2002 |
| Munsey, Bret | 2014-19 |
| Musgrave, Bill | 2005 |

N

| | |
|----------------------|---------|
| Neri, Jerry | 1952 |
| Nenaber, Brett | 2020-21 |
| Nixon, Mike | 1954-58 |
| Nolan, Mike | 1997-99 |
| Nunn, Robert | 2003 |

O

| | |
|------------------------|--------------------|
| O'Connell, Kevin | 2017-19 |
| O'Connor, Fred | 1979-80 |
| O'Hara, Chris | 2017-19 |
| Olivadotti, Kirk | 1999-2010, 2014-17 |
| Olson, Rich | 1999-2000 |

P

| | |
|--------------------------|---------|
| Palermo, John | 2008-09 |
| Pardee, Jack | 1973 |
| Peccatiello, Larry | 1981-93 |
| Peetz, Jake | 2014 |
| Petitbon, Richie | 1978-92 |
| Pendry, Joe | 2001 |
| Phillips, Wes | 2014-17 |
| Pleasant, Aubrey | 2013-16 |
| Pope, Michael | 1997-99 |

ALL-TIME ASSISTANT COACHES

R

| | |
|------------------|-----------|
| Ragone, Dave | 2015 |
| Raines, Frank | 1988-89 |
| Rauscher, Phil | 2018-19 |
| Rattay, Tim | 2019 |
| Raye, Jimmy | 2001 |
| Reed, Max | 1950 |
| Renfro, Ray | 1966-67 |
| Rhodes, Ray | 2000 |
| Rhome, Jerry | 1983-87 |
| Riley, Dan | 1982-99 |
| Rivera, Vincent | 2020-21 |
| Robiskie, Terry | 1994-2000 |
| Rodgers, Richard | 2020-21 |
| Rodriguez, Pete | 1994-97 |
| Rowe, James | 2017-19 |
| Russ, Steve | 2020-21 |
| Ryan, Rob | 2019 |

S

| | |
|--------------------------|------------------|
| Sankal, Jake | 2016-21 |
| Saunders, Al | 2006-07 |
| Saunders, Bob | 2006-07 |
| Scarry, Mike | 1966-68 |
| Schottenheimer, Brian | 2001 |
| Schottenheimer, Kurt | 2001 |
| Schiotz, Matt | 2001 |
| Sevier, Wayne | 1981-86, 1989-93 |
| Shanahan, Kyle | 2010-13 |
| Sidwell, Ed | 1997-99 |
| Siemering, Larry | 1953 |
| Simmons, Warren "Rennie" | 1981-93, 2004-08 |
| Slowik, Bob | 2010-13 |
| Slowik, Bobby | 2011-13 |
| Smith, Arthur | 2007-08 |
| Smith, Danny | 2004-12 |
| Smith, Mark | 2003 |
| Smith, Sherman | 2008-09 |
| Spanos, Lou | 2010-11 |
| Sparano, Jim | 2001 |
| Speros, Jim | 1982-83 |
| Spinosa, Tony | 2006 |
| Spurrier Jr., Steve | 2002-03 |
| Sullivan, Joe | 1971-72 |
| Stamn, Aaron | 2019 |
| Stautner, Ernie | 1965 |
| Stock, Mike | 2001-03 |
| Storm, Todd | 2020-21 |
| Svare, Harland | 1969-70 |

T

| | |
|------------------|---------------------------|
| Taylor, Charley | 1981-93 |
| Temerario, Tim | 1960-65 |
| Tereshinski, Joe | 1955-59 |
| Terrell, Drew | 2020-21 |
| Thomas, Emmitt | 1986-94 |
| Todd, Dick | 1951 |
| Tomsula, Jim | 2017-19 |
| Torgeson, Torgy | 1959-61, 1971-77, 1981-93 |
| Trgovac, Mike | 2000-01 |
| Turner, Bobby | 2010-13 |
| Turner, Scott | 2020-21 |
| Tuttle, Orville | 1951 |

U

| | |
|-----------------------|---------|
| Ulrich, Richard "Doc" | 1978-80 |
|-----------------------|---------|

V

| | |
|--------------------|---------|
| Verduzco, Jason | 2000 |
| Vieselmeier, Brent | 2020-21 |

W

| | |
|-------------------|---------|
| Wachenheim, Scott | 2009 |
| Waldron, Shane | 2017 |
| Walker, DeWayne | 2004-05 |
| Waller, Charlie | 1972-77 |
| Walton, Frank | 1948 |
| Walton, Joe | 1974-80 |
| Wetzel, Steve | 1990-91 |
| Wharton, Travele | 2020-21 |
| Williams, Gregg | 2004-07 |
| Wilson, George | 1965 |
| Wilson, Kirby | 2000 |
| Willsey, Ray | 1962-63 |
| Winner, Charley | 1971-72 |
| Wright, Ray | 2010-14 |

Z

| | |
|---------------|------|
| Zampese, Ken | 2020 |
| Zgonina, Jeff | 2020 |

Honor Roll

There are currently 11 members of the team's assistant coach honor roll, which recognizes coaches with at least 10 seasons of service as an assistant in Washington.

| Coach (Years) | Seasons |
|------------------------|---------------------------|
| Don Breaux (17) | 1981-93, 2004-07 |
| Joe Bugel (15) | 1981-89, 2004-09 |
| Bill Hickman (13) | 1973-77, 1981-88 |
| Kirk Olivadotti (15) | 2000-10, 2014-17 |
| Larry Peccatiello (13) | 1981-93 |
| Richie Petitbon (15) | 1978-92 |
| Dan Riley (18) | 1982-99 |
| Wayne Sevier (11) | 1981-86, 1989-93 |
| "Rennie" Simmons (18) | 1981-93, 2004-08 |
| Charley Taylor (13) | 1981-93 |
| "Torgy" Torgeson (23) | 1959-61, 1971-77, 1981-93 |



ALL-TIME JERSEY NUMBERS

0

Olsewski, John, B..... 1958-60

00

Bagarus, Steve, HB..... 1945-46

1

Roby, Reggie, P..... 1993-94
Turk, Matt, P..... 1995-99
Bentley, Scott, K..... 2000
Plackemeir, Ryan, P..... 2008
Paulescu, Sam, P..... 2010
Potter, John, K..... 2013

2

Weil, Jack, P..... 1987
Mojsiejenko, Ralf, P..... 1989-90
Goodburn, Kelly, P..... 1990-93
Murray, Eddie, K..... 1995, 2000
Forbath, Kai, K..... 2012-15

3

Guglielmi, Ralph, QB..... 1955-60
Gogolak, Charlie, K..... 1966-68
Moseley, Mark, K..... 1974-86
George, Jeff, QB..... 2000-01
Hollenbach, Sam, QB..... 2007
Smith, Hunter, P [also 17]..... 2009
Beck, John, QB [also 12]..... 2010
Hopkins, Dustin, K..... 2015-20

4

Bragg, Mike, P..... 1968-79
Atkinson, Jess, K..... 1986-87
Heppner, Kris, K..... 2000
Husted, Michael, K..... 2000
Barker, Bryan, P..... 2001-03
Hasselbeck, Tim, QB..... 2004
Frost, Derrick, P..... 2005-07
Gano, Graham, K..... 2009-11
Heinicke, Taylor, QB..... 2020

5

Knight, Curt, K..... 1969-73
Hayes, Jeff, P..... 1982-85
Ariri, Obed, K..... 1987
Shuler, Heath, QB..... 1994-96
Conway, Brett, K..... 1998-02
Chandler, Jeff, K..... 2004
Brennan, Colt, QB..... 2009
McNabb, Donovan, QB..... 2010
Cundiff, Billy, K..... 2012
Way, Tress, P..... 2014-20

6

Haji-Sheikh, Ali, K..... 1987
Kenney, Bill, QB..... 1989
Akers, David, K..... 1998-99
Barnhardt, Tommy, P [also 14]..... 2000
Matthews, Shane, QB..... 2002
Kimrin, Ola, K..... 2004
Suisham, Shaun, K..... 2006-09
Bidwell, Josh, P..... 2010
Rocca, Sav, P..... 2011-13
Rose, Nick, K..... 2017

Sanchez, Mark, QB..... 2018
Woodrum, Josh, QB..... 2019

7

Theismann, Joe, QB..... 1974-85
Haskins Jr., Dwayne, QB..... 2019-20

8

Holly, Bob, QB..... 1982-83
Lohmiller, Chip, K..... 1988-94
Husak, Todd, QB..... 2000
Garcia, Jose, K..... 2002
Hasselbeck, Tim, QB..... 2003
Brunell, Mark, QB..... 2004-07
Grossman, Rex, QB..... 2010-12
Cousins, Kirk, QB [also 12]..... 2014-17
Johnson, Josh, QB..... 2018
Keenum, Case, QB..... 2019
Allen, Kyle..... 2020

9

Jurgensen, Sonny, QB..... 1964-74

10

Bukich, Rudy, QB..... 1957-58
Day, Eagle, QB [also 19]..... 1959-60
Connell, Mike, P..... 1980-81
Schroeder, Jay, QB..... 1984-85
Rutledge, Jeff, QB..... 1990-92
Green, Trent, QB..... 1995-98
Graham, Kent, QB..... 2001
Jarrett, Craig, K..... 2002
Hall, John, K..... 2003-06
Bartel, Richard, QB..... 2009
Gaffney, Jabar, WR..... 2011
Griffin III, Robert, QB..... 2012-15
Richardson, Paul, WR..... 2018-19
Antonio Gandy-Golden, WR..... 2020

11

Pinckert, Ernie, FB..... 1937-40
Hare, Cecil, FB..... 1941-42, 45
Fiorentino, Al, G..... 1943-44
Jones, Harvey, DB..... 1947
Wyant, Fred, QB..... 1956
Ninowski, Jim, QB..... 1967-68
McQuilken, Kim, QB..... 1978-80
Rypien, Mark, QB..... 1987-93
Weldon, Casey, QB..... 1999
Ramsey, Patrick, QB..... 2002-05
Espy, Mike, WR..... 2006-07
Thomas, Devin, WR..... 2008-10
Robinson, Aldrick, WR [also 15]..... 2012-13
Jackson, DeSean, WR..... 2014-16
Pryor Sr., Terrelle, WR..... 2017
Smith, Alex, QB..... 2018-20

12

Britt, Eddie, FB..... 1937
Morgan, Boyd, HB..... 1939-40
Goodyear, John, HB..... 1942
Rymkus, Lou, T..... 1943
Fuller, Larry, HB..... 1944-45
Shoener, Herb, E, [also 84]..... 1948-49
Gilmer, Harry, QB..... 1948-52, 54
Ferris, Neil, DB..... 1951-52
Johnson, Randy, QB..... 1975-76
Mortensen, Fred, QB..... 1979

Flick, Tom, QB..... 1981
Laufenberg, Babe, QB [also 16]..... 1983-85
Cox, Steve, P..... 1985
Conklin, Cary, QB..... 1990-93
Frerotte, Gus, QB..... 1994-98
Banks, Tony, QB..... 2001
Hamdan, Gibran, QB..... 2003
Harris, Steven, WR..... 2007
Kelly, Malcolm, WR..... 2008-10
Beck, John [also 3]..... 2011
Cousins, Kirk, QB [also 8]..... 2012-13
Roberts, Andre, WR..... 2014-15
McCoy, Colt, QB [also 16]..... 2016-19
Brown, Tony, WR..... 2020

13

Justice, Ed, HB..... 1937-42
Johnson, Larry, C..... 1944
Monaco, Ray, G..... 1944
Ryan, Frank, QB..... 1969-70
Scott, Jake, S..... 1976-78
Jacke, Chris, K..... 1997
Thompson, Derrius, WR [also 88]..... 2000
Armstrong, Anthony, WR..... 2010-11
Williams, Nick, WR..... 2013
Harris, Maurice, WR..... 2016-18
Harmon, Kelvin, WR..... 2019-20

14

Manton, Tillie, FB..... 1938
Kreuger, Al, HB..... 1941-42
Piasecky, Al, E..... 1943-45
Miller, Tom, E..... 1945
Farmer, Tom, HB..... 1947-48
Cox, Billy, B [also 40]..... 1951-52, 55
LeBaron, Eddie, QB..... 1952-53, 55-59
Shiner, Dick, QB..... 1964-66
Zendejas, Max, K..... 1986
Barnhardt, Tommy, P..... 1988
Blanchard, Cary, K..... 1998
Johnson, Brad, QB..... 1999-2000
Tuthill, James, K..... 2002
Brooks, Durant, P..... 2008
Grant, Ryan, WR..... 2014-17
Quinn, Trey, WR..... 2018
Davis, Trevor, WR..... 2020

15

Barber, Jim, T..... 1937-41
Watts, George, T..... 1942
Sneddon, Bob, HB..... 1944
Couppee, Al, G..... 1946
Hollar, John, RB..... 1948-49
Papit, John, B [also 25]..... 1951-53
Izo, George, QB..... 1961-64
Kruczek, Mike, QB..... 1980
Rae, Mike, QB..... 1981
Robinson, Tony, QB..... 1987
Archer, Dave, QB..... 1988
Coleman, Greg, P..... 1988
Hostetler, Jeff, QB..... 1997
Collins, Todd, QB..... 2006-09
Morgan, Joshua, WR..... 2012-13
Robinson, Aldrick, WR [also 11]..... 2014
Sims Jr., Steven, WR..... 2019-20

ALL-TIME JERSEY NUMBERS

16

| | |
|-------------------------------------|---------|
| Slivinski, Steve, G..... | 1939-43 |
| Sharp, Everett, T..... | 1944-45 |
| Steber, John, G..... | 1946-50 |
| Dorow, Al, QB..... | 1954-56 |
| Snead, Norm, QB..... | 1961-63 |
| Began, Gary, QB..... | 1968-69 |
| Petitbon, Richie, S..... | 1971-72 |
| Laufenberg, Babe, QB [also 12]..... | 1983-85 |
| Rubbert, Ed, QB..... | 1987 |
| Humphries, Stan, QB..... | 1989-91 |
| Gannon, Rich, QB..... | 1993 |
| Query, Jeff, WR..... | 1995 |
| Blanton, Scott, K..... | 1996-98 |
| Peete, Rodney, QB..... | 1999 |
| Banks, Brandon, WR..... | 2010-12 |
| McCoy, Colt, QB [also 12]..... | 2014-15 |
| Chesson, Jehu, WR..... | 2018 |

17

| | |
|--------------------------------|-------------|
| Edwards, Turk, T..... | 1937-39 |
| Davis, Fred, T..... | 1941-42, 45 |
| Reynolds, Mack, QB..... | 1960 |
| Hall, Galen, QB..... | 1962 |
| Theofiledes, Harry, QB..... | 1968 |
| Kilmer, Billy, QB..... | 1971-78 |
| Owen, Tom, QB..... | 1982 |
| Hart, Jim, QB..... | 1984 |
| Batkowski, Steve, QB..... | 1985 |
| Williams, Doug, QB..... | 1986-89 |
| Friesz, John, QB..... | 1994 |
| Wuerffel, Danny, QB..... | 2002 |
| Campbell, Jason, QB..... | 2005-09 |
| Smith, Hunter, P [also 3]..... | 2010 |
| Bellamy, Josh, WR..... | 2013 |
| Floyd, Michael, WR..... | 2018 |
| McLaurin, Terry, WR..... | 2019-20 |

18

| | |
|---------------------------|---------|
| Michaels, Ed, G..... | 1937 |
| Bartos, Hank, G..... | 1938 |
| Eriksen, Carl, C..... | 1938-39 |
| Titchenal, Bob, C..... | 1940-42 |
| Hayden, Ken, C..... | 1943 |
| Akins, Frank, FB..... | 1943-46 |
| Marcus, Pete, E..... | 1944 |
| Duckworth, Joe, E..... | 1947 |
| Macioszczyk, Art, B..... | 1948 |
| Berrang, Ed, E..... | 1949-52 |
| Scarbath, Jack, QB..... | 1953-54 |
| Wyche, Sam, QB..... | 1971-73 |
| Austin, Terrence, WR..... | 2010-11 |
| Lewis, Lance, WR..... | 2013 |
| Doctson, Josh, WR..... | 2016-18 |
| Quinn, Trey, WR..... | 2019 |
| Wright, Isaiah, WR..... | 2020 |

19

| | |
|-------------------------------|-------------|
| Malone, Charley, E..... | 1937-40 |
| Aguirre, Joe, E..... | 1941, 43-45 |
| Pebbles, Jim, E..... | 1946-49, 51 |
| Day, Eagle, QB [also 10]..... | 1959-60 |
| Pierce, Dan, RB..... | 1970 |
| Shedd, Kenny, WR..... | 2000 |
| Tupa, Tom, P..... | 2004-05 |
| Mix, Anthony, WR..... | 2007 |
| Stallworth, Donté, WR..... | 2011 |
| Briscoe, Dezmon, WR..... | 2012 |
| Ross, Rashad, WR..... | 2015-16 |
| Davis, Robert, WR..... | 2017-18 |

Foster, Robert, WR..... 2020

20

| | |
|--------------------------------|-----------|
| Battles, Cliff, RB..... | 1937 |
| Karamatic, George, HB..... | 1938 |
| Seymour, Bob, HB..... | 1940-45 |
| Sandifer, Dan, HB..... | 1948-49 |
| Thomas, George, B..... | 1950-51 |
| Rykovich, Jules, B..... | 1952-53 |
| Rosso, George, B..... | 1954 |
| Norris, Hal, B..... | 1955-56 |
| Nix, Doyle, HB..... | 1958-59 |
| Vereb, Ed, RB..... | 1960 |
| Freeman, Bob, HB..... | 1962 |
| Budd, Frank, WR..... | 1963 |
| Mazurek, Fred, B..... | 1965-66 |
| Allen, Jerry, B..... | 1967-69 |
| Mason, Tommy, RB..... | 1971-72 |
| Stone, Ken, S..... | 1973-75 |
| Lavender, Joe, CB..... | 1976-82 |
| Morton, Michael, RB..... | 1985 |
| Welch, Herb, DB..... | 1989 |
| Moys, Alvoid, CB..... | 1990-94 |
| Logan, Marc, FB..... | 1995-97 |
| Hicks, Skip, RB..... | 1998-2000 |
| Bates, Michael, KR..... | 2001 |
| Morton, Chad, RB/KR..... | 2003-04 |
| Prioleau, Pierson, S..... | 2005-07 |
| Tryon, Justin, CB..... | 2008-09 |
| Harris, Macho, S..... | 2010 |
| Atogwe, Oshiomogho, S..... | 2011 |
| Griffin, Cedric, CB..... | 2012 |
| Minnifield, Chase, CB..... | 2014 |
| Johnson, Jeron, S..... | 2015 |
| Toler, Greg, CB..... | 2016 |
| Kelley, Rob, RB [also 32]..... | 2017-18 |
| Clinton-Dix, Ha Ha, S..... | 2018 |
| Collins, Landon, S..... | 2019 |
| Moreland, Jimmy, CB..... | 2020 |

21

| | |
|--------------------------------|----------------|
| Olsson, Swede, G..... | 1937-38 |
| Farman, Dick, G..... | 1939-43 |
| Walton, Frank, G..... | 1944-45 |
| Ward, Bill, C..... | 1946-47 |
| Deeks, Don, T..... | 1947 |
| Goode, Rob, B [also 39]..... | 1949-51, 54-55 |
| Barni, Roy, B..... | 1955-56 |
| Sommer, Mike, B [also 27]..... | 1958 |
| Glick, Gary, B..... | 1959-61 |
| Schick, Doyle, LB..... | 1961 |
| Carr, Jim, LB..... | 1964-65 |
| Mingo, Gene, K..... | 1967 |
| Harold, George, B..... | 1968 |
| Brown, Tom, DB..... | 1969 |
| Jones, Larry, WR..... | 1974-77 |
| Nelms, Mike, KR..... | 1980-84 |
| Jessie, Tim, RB..... | 1987 |
| Byner, Earnest, RB..... | 1989-93 |
| Boykin, Todd, CB..... | 1994 |
| Allen, Terry, RB..... | 1995-98 |
| McMillian, Mark, CB..... | 1999 |
| Sanders, Deion, CB..... | 2000 |
| Smoot, Fred, CB [also 27]..... | 2001-04 |
| Taylor, Sean, S [also 36]..... | 2005-07 |

22

| | |
|--------------------------------|---------|
| Bond, Chuck, T..... | 1937-38 |
| Zimmerman, Roy, HB..... | 1940-42 |
| Turley, Doug, E..... | 1944-48 |
| Dowda, Harry, B [also 44]..... | 1949-53 |

| | |
|-----------------------------------|----------------|
| Justice, Charlie, B..... | 1950, 52-54 |
| Crotty, Jim, B..... | 1960-61 |
| Jackson, Leroy, HB..... | 1962-63 |
| Lewis, Dan, RB..... | 1965 |
| Jackson, T.J., WR..... | 1967 |
| Harris, Jim, DB..... | 1970 |
| Taylor, Roosevelt, DB..... | 1972 |
| Thomas, Mike, RB..... | 1975-78 |
| Hardeman, Buddy, RB..... | 1979-80 |
| Jordan, Curtis, S [also 25]..... | 1981-86 |
| Burmeister, Danny, DB..... | 1987 |
| Morris, Jamie, RB..... | 1988-89 |
| Bowles, Todd, S [also 23]..... | 1986-90, 92-93 |
| Thomas, Johnny, CB [also 41] .. | 1988-90, 92-94 |
| Wycheck, Frank, TE [also 36]..... | 1993-94 |
| Sutton, Eric, S..... | 1996 |
| Williams, Jamel, S..... | 1997-98 |
| Murrell, Adrian, RB..... | 2000 |
| Servanga, Kato, DB..... | 2001-02 |
| McCullough, Sultan, RB..... | 2003 |
| Dennis, Pat, S..... | 2004 |
| Rogers, Carlos, CB..... | 2005-10 |
| Barnes, Kevin, CB [also 25]..... | 2011 |
| Royster, Evan, RB [also 35]..... | 2012-13 |
| Porter, Tracy, CB..... | 2014 |
| Everett, Deshazor, CB/S..... | 2015-20 |

23

| | |
|--------------------------------|----------------|
| Irwin, Don, FB..... | 1937-40 |
| Birlem, Keith, HB..... | 1939 |
| Madarik, Elmer, DB..... | 1948 |
| Haynes, Hall, B..... | 1950-55 |
| Crabb, Claude, CB..... | 1962-63 |
| Hunter, Bill, DB..... | 1965 |
| Owens, Brig, DB..... | 1966-77 |
| Peters, Tony, SS..... | 1979-82, 84-85 |
| Bowles, Todd, S [also 22]..... | 1986-90, 92-93 |
| Savage, Sebastian, CB..... | 1995 |
| Bailey, Robert, CB..... | 1995 |
| Barnes, Tomur, CB..... | 1996 |
| Stevens, Matt, S..... | 1998-2000 |
| Carter, Ki-Jana, RB..... | 2001 |
| Branch, Bruce, KR..... | 2002 |
| Jimoh, Ade, DB..... | 2003-04 |
| Stoutmire, Omar, S..... | 2005 |
| Vincent, Troy, CB/S..... | 2006 |
| Stoutmire, Omar, S..... | 2007 |
| Hall, DeAngelo, CB/S..... | 2008-17 |
| Dunbar, Quinton, CB..... | 2018-19 |
| Love, Bryce, RB..... | 2019 |
| Darby, Ronald, CB..... | 2020 |

24

| | |
|------------------------------------|-------------|
| Turner, Jay, HB..... | 1938-39 |
| Livingston, Howie, HB..... | 1948-50 |
| Heath, Leon, B [also 32]..... | 1951-53 |
| Kincaid, Blackie, DB..... | 1954 |
| Podoley, Jim, HB..... | 1957-60 |
| Sample, Johnny, DB..... | 1963-65 |
| Rector, Ron, RB..... | 1966 |
| Larson, Pete, RB..... | 1967-68 |
| Wade, Bob, DB..... | 1969 |
| Malinchak, Bill, WR..... | 1970-74, 76 |
| Thomas, Spencer, S..... | 1975 |
| Parrish, Lemar, CB..... | 1978-81 |
| Washington, Joe, RB [also 25]..... | 1981-84 |
| Washington, Anthony, CB..... | 1983-84 |
| Bryant, Kelvin, RB..... | 1986-88, 90 |
| Harry, Carl, WR..... | 1989, 92 |
| Eilers, Pat, CB [also 25]..... | 1992-94 |
| Richard, Stanley, S..... | 1995-98 |
| Bailey, Champ, CB..... | 1999-03 |

ALL-TIME JERSEY NUMBERS

| | |
|--------------------------|---------|
| Springs, Shawn, CB..... | 2004-08 |
| Davis, James, RB..... | 2010 |
| Gomes, DeJon, S..... | 2012 |
| Rambo, Bacarri, S..... | 2013-14 |
| Sanford, Jamarca, S..... | 2014 |
| Ihenacho, Duke, S..... | 2015 |
| Norman, Josh, CB..... | 2016-19 |
| Gibson, Antonio, RB..... | 2020 |

25

| | |
|--------------------------------------|---------------|
| Krause, Max, FB..... | 1937-40 |
| Dow, Ken, FB..... | 1941 |
| Poillon, Dick, B..... | 1942, 46-69 |
| Seno, Frank, HB..... | 1943-44 |
| Doolan, John, HB..... | 1945 |
| Brown, Hardy, B..... | 1950 |
| Papit, John, B [also 15]..... | 1951-53 |
| Adduci, Nick, B [also 44]..... | 1954-55 |
| Runnels, Tom, B..... | 1956-57 |
| Lynch, Dick, B..... | 1958 |
| McCabe, Dick, B..... | 1959 |
| Krakoski, Joe, B..... | 1961 |
| Atkins, Pervis, HB..... | 1964 |
| Whitfield, A.D., RB..... | 1966-68 |
| Hull, Mike, RB..... | 1971-74 |
| Brown, Eddie, S..... | 1975-77 |
| Malone, Benny, RB..... | 1978-79 |
| Jordan, Curtis, S [also 22]..... | 1981-86 |
| Washington, Joe, RB [also 24]..... | 1981-84 |
| Etherly, Dave, DB..... | 1987 |
| Oliphant, Mike, RB..... | 1988 |
| Dupard, Reggie, RB..... | 1989-90 |
| Washington, Mickey, CB..... | 1992 |
| Eilers, Pat, S [also 24]..... | 1992-94 |
| Carter, Tom, CB..... | 1993-96 |
| Denton, Tim, CB..... | 1998-99 |
| Greer, Donovan..... | 2001 |
| Bauman, Rashad, DB..... | 2002-03 |
| Clark, Ryan, DB..... | 2004-05 |
| Wright, Kenny, DB..... | 2006 |
| Green, Mike, S..... | 2008 |
| Barnes, Kevin, CB [also 22]..... | 2009-10 |
| Hightower, Tim, RB..... | 2011 |
| Grant, Ryan, RB..... | 2012 |
| Williams, Keiland, RB [also 35]..... | 2012 |
| Clark, Ryan, S..... | 2014 |
| Thompson, Chris, RB [also 37]..... | 2013, 2015-19 |
| Moreau, Fabian, CB..... | 2020 |

26

| | |
|---------------------------|-------------|
| Carroll, Vic, C/G..... | 1937-42 |
| Foltz, Vernon, C..... | 1944 |
| Lolotai, Al, T..... | 1945 |
| Ruthstrom, Ralph, LB..... | 1947 |
| Castiglia, Jim, B..... | 1947-48 |
| Cochran, Tom, B..... | 1949 |
| Spaniel, Frank, B..... | 1950 |
| Salem, Ed, B..... | 1951 |
| Davis, Andy, B..... | 1953 |
| Shula, Don, DB..... | 1957 |
| Stits, Bill, DB..... | 1959 |
| Krause, Paul, DB..... | 1964-67 |
| Brunet, Bob, RB..... | 1968, 70-77 |
| Harris, Don, S..... | 1978-79 |
| Metcalf, Terry, RB..... | 1981 |
| Evans, Reggie, RB..... | 1983 |
| Smith, Ricky, CB..... | 1984 |
| Badjanek, Rick, RB..... | 1986 |
| Wilson, Wayne, RB..... | 1987 |
| McEwen, Craig, TE..... | 1987-88 |
| Davis, Wayne, CB..... | 1989-90 |
| Copeland, Danny, S..... | 1991-93 |

| | |
|-----------------------------|---------|
| Grant, Alan, CB..... | 1994 |
| Oliver, Muhammad, CB..... | 1995 |
| Dishman, Cris, CB..... | 1997-98 |
| Buckley, Curtis, CB..... | 1999 |
| Drakeford, Tyronne, CB..... | 2000 |
| Ohalete, Ifeanyi, S..... | 2001-03 |
| Portis, Clinton, RB..... | 2004-10 |
| Wilson, Josh, CB..... | 2011-13 |
| Breeland, Bashaud, CB..... | 2014-17 |
| Peterson, Adrian, RB..... | 2018-19 |
| Collins, Landon, S..... | 2020 |

27

| | |
|---------------------------------|----------|
| Parks, Mickey, C..... | 1938-40 |
| Stuart, Jim, T..... | 1941 |
| Zeno, Joe, G..... | 1942-44 |
| Audet, Earl, T..... | 1945 |
| Bartos, Joe, B..... | 1950 |
| Ferris, Neil, DB..... | 1951-52 |
| Menasco, Don, DB..... | 1954 |
| DeCarlo, Art, B..... | 1956-57 |
| Walters, Les, DB..... | 1958 |
| Sommer, Mike, B..... | 1959, 61 |
| Love, John, WR..... | 1967 |
| Houston, Ken, S..... | 1973-80 |
| Edwards, Brad, S..... | 1990-93 |
| Taylor, Keith, S [also 29]..... | 1994-96 |
| Evans, Greg, S..... | 1998 |
| Paul, Tito, CB..... | 1999 |
| Carrier, Mark, FS..... | 2000 |
| McClellion, Central, DB..... | 2001 |
| Franz, Todd, DB..... | 2002 |
| Harris, Walt, CB..... | 2004-05 |
| Smoot, Fred, CB [also 21]..... | 2007-09 |
| Johnson, Larry, RB..... | 2010 |

28

| | |
|--------------------------------|---------|
| Peterson, Nels, E..... | 1937 |
| Masterson, Bob, E..... | 1938-43 |
| Schilling, Ralph, DE..... | 1946 |
| Taylor, Hugh, E [also 84]..... | 1947-54 |
| Scudero, Joe, B..... | 1954-58 |
| Rzempoluch, Ted, DB..... | 1963 |
| Clay, Ozzie, HB..... | 1964 |
| Smith, Dick, DB..... | 1967-68 |
| Henderson, Jon, WR..... | 1970 |
| Haymond, Alvin, DB..... | 1972 |
| Mul-Key, Herb, RB..... | 1972-74 |
| Bryant, Trent, CB..... | 1981 |
| Crissy, Cris, WR..... | 1981 |
| Green, Darrell, CB..... | 1983-02 |

29

| | |
|-----------------------------------|-------------|
| Karcher, Jim, G..... | 1937-39 |
| Andrako, Steve, C..... | 1940-41 |
| DeCorrevant, Bill, HB..... | 1945 |
| Britt, Oscar, G..... | 1946 |
| Wilde, George, HB..... | 1947 |
| Hartley, Howard, B..... | 1948 |
| Dwyer, Jack, B..... | 1951 |
| Barry, Paul, B..... | 1953 |
| Zagers, Bert, B..... | 1955, 57-58 |
| Vactor, Tad, CB..... | 1969-74 |
| Murphy, Mark, S..... | 1977-84 |
| Branch, Reggie, RB [also 30]..... | 1985-89 |
| Gulledge, David, S..... | 1992 |
| Taylor, Keith, S [also 27]..... | 1994-96 |
| Turner, Scott, CB..... | 1995-97 |
| Shade, Sam, S..... | 1999-02 |
| Franz, Todd, S..... | 2003-04 |
| Torrence, Leigh, CB..... | 2006-07 |

| | |
|------------------------------------|------------|
| Holmes, Lendy, S..... | 2009 |
| Jones, Reggie, CB..... | 2010 |
| Simpson, Chad, RB..... | 2010 |
| Helu Jr., Roy, RB..... | 2011-14 |
| Culliver, Chris, CB..... | 2015 |
| Ihenacho, Duke, S..... | 2016 |
| Guice, Derrius, RB..... | 2018-19 |
| Fuller, Kendall, CB [also 38]..... | 2017, 2020 |

30

| | |
|-----------------------------------|----------------|
| Howell, Millard, B..... | 1937 |
| Filchock, Frank, QB..... | 1938-41, 44-45 |
| Juzwik, Steve, HB..... | 1942 |
| Dunn, Coye, HB..... | 1943 |
| Youel, Jim, QB..... | 1946-48 |
| Sutton, Ed, B..... | 1957-59 |
| Cunningham, Jim, FB..... | 1961-63 |
| Briggs, Bob, B..... | 1965 |
| Jordan, Jeff, RB..... | 1971-72 |
| Salter, Bryant, S..... | 1974-75 |
| Klick, Jim, RB..... | 1977 |
| Forte, Ike, RB..... | 1978-80 |
| Giaquinto, Nick, RB..... | 1981-83 |
| Moore, Jeff, RB..... | 1984 |
| Branch, Reggie, RB [also 29]..... | 1985-89 |
| Garner, Dwight, RB..... | 1986 |
| Holman, Walter, RB..... | 1987 |
| Mickles, Joe, RB..... | 1989 |
| Mitchell, Brian, RB..... | 1990-99 |
| Canidate, Trung, RB..... | 2003 |
| Broughton, Nehemiah, RB..... | 2005-06 |
| Landry, LaRon, S..... | 2007-11 |
| Butler, Crezdon, CB..... | 2012 |
| Johnson, Domonique, CB..... | 2012 |
| Biggers, E.J., CB..... | 2013-14 |
| Jarrett, Kyshoen, DB..... | 2015 |
| Bruton Jr., David, S..... | 2016 |
| Apke, Troy, CB..... | 2018-20 |

31

| | |
|-------------------------------------|---------|
| Johnston, Jimmy, HB..... | 1939-40 |
| Clair, Frank, E..... | 1941 |
| Weldon, Larry, QB..... | 1944-45 |
| Ehrhardt, Clyde, C..... | 1949 |
| Bosseler, Don, FB..... | 1957-64 |
| Kantor, Joe, B..... | 1966 |
| Harraway, Charley, FB..... | 1969-73 |
| Evans, Charlie, RB..... | 1974 |
| Jenkins, Ken, RB..... | 1985 |
| Vaughn, Clarence, S..... | 1987-91 |
| Clifton, Gregory, WR..... | 1993 |
| Pounds, Darryl, CB..... | 1995-99 |
| Terrell, David, CB..... | 2000-03 |
| Simon, John, RB [IR]..... | 2004 |
| Cartwright, Rock, FB [also 40]..... | 2005-09 |
| Buchanon, Phillip, CB..... | 2010-11 |
| Meriweather, Brandon, S..... | 2012-14 |
| Jones, Matt, RB..... | 2015-16 |
| Moreau, Fabian, CB..... | 2017-19 |
| Wilson, Shaun, RB..... | 2019 |
| Curl, Kamren, S..... | 2020 |

32

| | |
|--------------------------------|---------|
| McChesney, Bob, E..... | 1937-43 |
| Cafego, George, HB..... | 1943 |
| Rosato, Sal, FB..... | 1945-47 |
| Stout, Pete, B..... | 1949-50 |
| Heath, Leon, FB [also 24]..... | 1951-53 |
| Elter, Leo, B..... | 1955-57 |
| Wulff, Jim, B..... | 1960-61 |
| Barnes, Billy Ray, RB..... | 1962-63 |

ALL-TIME JERSEY NUMBERS

| | |
|--------------------------------|---------|
| Clay, Billy, DB..... | 1966 |
| McDonald, Ray, RB..... | 1967-68 |
| Dyer, Henry, RB..... | 1969-70 |
| Pardee, Jack, LB..... | 1971-72 |
| Curtis, Mike, LB..... | 1977-78 |
| Dean, Vernon, CB..... | 1982-87 |
| McEwen, Craig, TE..... | 1987-88 |
| Wilder, James, RB..... | 1990 |
| Ervins, Ricky, RB..... | 1991-94 |
| Thibodeaux, Keith, CB..... | 1997 |
| Wright, Toby, CB..... | 1999 |
| Dukes, Chad, RB..... | 2000 |
| Bennett, Donnell, FB..... | 2001 |
| Watson, Kenny, RB..... | 2002 |
| Jimoh, Ade, DB..... | 2005-06 |
| Mason, Marcus, RB..... | 2009 |
| Russell, Anderson, S..... | 2010 |
| Thompson, Brandyn, CB..... | 2011 |
| Pugh, Jordan, S..... | 2012-13 |
| Redd, Jr., Silas, RB..... | 2014 |
| Kelley, Rob, RB [also 20]..... | 2016 |
| Perine, Samaje, RB..... | 2017-18 |
| Moreland, Jimmy, CB..... | 2019 |
| Johnson, Danny..... | 2020 |

33

| | |
|-----------------------|---------|
| Baugh, Sammy, QB..... | 1937-52 |
|-----------------------|---------|

-- Number retired --

34

| | |
|-----------------------------|----------|
| Hartman, Bill, HB..... | 1938 |
| German, Jimmy, QB..... | 1939 |
| Sanford, Haywood, E..... | 1940 |
| Micka, Mike, FB..... | 1944 |
| Gaffney, Jim, B..... | 1946 |
| Quirk, Ed, FB..... | 1948-51 |
| Cloud, John, B..... | 1952-53 |
| Smith, Jim, DB..... | 1968 |
| Green, Tony, RB..... | 1978 |
| Hammond, Bobby, RB..... | 1979-80 |
| Williams, Kevin, CB..... | 1985, 88 |
| Davis, Brian, CB..... | 1987-90 |
| Kimble, Garry, DB..... | 1987 |
| Hoage, Terry, S..... | 1991 |
| Bayless, Martin, S..... | 1994 |
| Kitts, Jim, FB..... | 1998 |
| Symonette, Josh, S..... | 2000 |
| Metcalf, Eric, PR/RB..... | 2001 |
| Lott, Andre, S..... | 2002-04 |
| Patterson, Dimitri, DB..... | 2005 |
| Eubanks, John, CB..... | 2006-07 |
| Westbrook, Byron, CB..... | 2009-10 |
| Robinson, Trenton, S..... | 2013-15 |
| Brown, Mack, RB..... | 2016-17 |
| Marshall, Byron, RB..... | 2017-18 |
| Smallwood, Wendell, RB..... | 2019 |
| Barber, Peyton, RB..... | 2020 |

35

| | |
|---------------------------|-------------|
| Smith, Riley, QB..... | 1937-38 |
| Moore, Wilbur, HB..... | 1939-46 |
| Dudley, Bill, B..... | 1950-51, 53 |
| Casares, Rick, RB..... | 1965 |
| Looney, Joe Don, RB..... | 1966-67 |
| Hill, Calvin, RB..... | 1976-77 |
| Deloplaine, Jack, RB..... | 1978 |
| Perrin, Lonnie, RB..... | 1979 |
| Claitt, Rickey, RB..... | 1980-81 |
| Griffin, Keith, RB..... | 1984-85 |
| Mayhew, Martin, CB..... | 1989-92 |
| Evans, Leomont, CB..... | 1996-99 |

| | |
|-----------------------------------|---------|
| Jospeh, Ricot, DB..... | 2002 |
| Doering, Jason, S..... | 2004 |
| Morton, Christian, DB..... | 2005 |
| Ganther, Quinton, RB..... | 2009 |
| Williams, Keiland, RB..... | 2010 |
| Royster, Evan, RB [also 22]..... | 2011 |
| Jones, David, CB..... | 2012 |
| Ihenacho, Duke, S..... | 2014 |
| Rogers, Justin, CB [also 38]..... | 2015 |
| Phillips, Dashawn, CB..... | 2015-16 |
| Nicholson, Montae, S..... | 2017-19 |

36

| | |
|-----------------------------------|---------|
| Wilkin, Willie, T..... | 1939-43 |
| Harris, Henry, T..... | 1947-48 |
| Drazenovich, Chuck, LB..... | 1950-59 |
| Hatcher, Ron, RB..... | 1962 |
| Tracy, Tom, RB..... | 1963-64 |
| Barrington, Tom, RB..... | 1966 |
| Nelson, Ralph, RB..... | 1975 |
| Moss, Eddie, RB..... | 1977 |
| Smith, Timmy, RB..... | 1987-88 |
| Cofer, Joe, DB..... | 1987 |
| Wycheck, Frank, TE [also 22]..... | 1993-94 |
| Bell, William, FB..... | 1994-96 |
| Maston, Le'Shai, FB..... | 1998 |
| Taylor, Sean, S [also 21]..... | 2004 |
| Duckett, T.J, RB..... | 2006 |
| Broughton, Nehemiah, RB..... | 2007 |
| Williams, Eddie..... | 2009 |
| Young, Darrel, FB..... | 2010-15 |
| Cravens, Su'a, S..... | 2016 |
| Swearinger, D.J., S..... | 2017-18 |
| Ferguson, Josh, RB..... | 2019 |

37

| | |
|------------------------------------|-------------|
| Young, Bill, T..... | 1937-42, 46 |
| Pasqua, Joe, T..... | 1943 |
| Watson, Jim, C..... | 1945 |
| Tereshinski, Joe, E..... | 1947-54 |
| Lockett, J.W., FB..... | 1964 |
| Fischer, Pat, DB..... | 1968-77 |
| Cherry, Raphael, S..... | 1985 |
| Williams, Kevin, CB..... | 1985-88 |
| Curtis, Travis, CB..... | 1988, 91 |
| Riggs, Gerald, RB..... | 1989-91 |
| Morrison, Darryl, S [also 38]..... | 1993-96 |
| Smith, Cedric, FB..... | 1994-95 |
| Washington, James, S..... | 1996 |
| Campbell, Jesse, S..... | 1997-98 |
| Centers, Larry, FB..... | 1999-2000 |
| Doughty, Reed, S..... | 2006-13 |
| Thompson, Chris, RB [also 25]..... | 2014 |
| Harris, Jeremy, CB..... | 2015 |
| Smithson, Fish, CB..... | 2017 |
| Stroman, Greg, CB..... | 2018-19 |
| Sensabaugh, Coty, CB..... | 2019 |
| Stroman, Greg, CB..... | 2020 |
| Leake, Javon, RB..... | 2020 |

38

| | |
|---------------------------|----------|
| Smith, Ben, E..... | 1937 |
| Bradley, Hal, E..... | 1938 |
| Fisher, Bob, T..... | 1940 |
| Aldrich, Ki, C..... | 1942 |
| Jenkins, Jacque, FB..... | 1943, 46 |
| Conkright, Bill, C..... | 1943 |
| Dye, Les, E..... | 1944-45 |
| Goodnight, Clyde, DB..... | 1949-50 |
| Martin, Jim, K..... | 1964 |
| Seedborg, John, K..... | 1965 |

| | |
|------------------------------------|---------|
| Casares, Rick, RB..... | 1965 |
| Willis, Larry, S..... | 1973 |
| Smith, Larry, RB..... | 1974 |
| Harmon, Clarence, RB..... | 1977-82 |
| Rogers, George, RB..... | 1985-87 |
| Reaves, Williard, RB..... | 1989 |
| Morrison, Darryl, S [also 37]..... | 1993-96 |
| Frisch, David, TE [also 80]..... | 1997 |
| Gillespie, Robert, RB..... | 2002 |
| Macklin, David, CB..... | 2007 |
| Rashad, Sha'reff, S..... | 2010 |
| Ducre, Greg, CB..... | 2014 |
| Rogers, Justin, CB [also 35]..... | 2014 |
| Goldson, Dashon, S..... | 2015 |
| Fuller, Kendall, CB [also 29]..... | 2016 |
| Holsey, Joshua, CB..... | 2017-18 |
| Thomas, Simeon, CB..... | 2019 |
| Webster, Kayvon, CB..... | 2019 |

39

| | |
|-------------------------------|----------------|
| Kawal, Ed, C..... | 1937 |
| Stralka, Clem, C..... | 1938-42, 45-46 |
| Hanna, Zip, G..... | 1945 |
| Buksar, George, B..... | 1951-52 |
| Sykes, Bob, B..... | 1952 |
| Goode, Rob, RB [also 21]..... | 1949-51, 54-55 |
| Francis, Dave, B..... | 1963 |
| Hughley, George, B..... | 1965 |
| Wonsley, Otis, RB..... | 1981-85 |
| Lane, Skip, S..... | 1987 |
| Green, Robert, RB..... | 1992 |
| Rush, Tyrone, RB..... | 1994 |
| Fox, Vernon, S..... | 2006-07 |
| Crawford, Richard, CB..... | 2012 |
| Amerson, David, CB..... | 2013-15 |
| Thomas, Pierre, RB..... | 2015 |
| Whitner Sr., Donte, S..... | 2016 |
| McClure, Stefan, S..... | 2017 |
| Bibbs, Kapri, RB..... | 2017 |
| Alexander, Adonis, CB..... | 2018 |
| Reaves, Jeremy, S..... | 2019-20 |

40

| | |
|-------------------------------------|-------------|
| Millner, Wayne, E..... | 1936-41, 45 |
| Kovatch, John, E..... | 1942, 46 |
| Ribar, Frank, G..... | 1943 |
| Cox, Billy, B [also 14]..... | 1951-52, 55 |
| Lowe, Gary, B..... | 1956-57 |
| Horner, Sam, DB..... | 1960-61 |
| Sanders, Lonnie, DB..... | 1963-67 |
| Martin, Aaron, DB..... | 1968 |
| Kopay, Dave, RB..... | 1969-70 |
| Nock, George, RB..... | 1972 |
| Hyatt, Fred, WR..... | 1973 |
| Cunningham, Doug, RB..... | 1974 |
| Anderson, Bob, RB..... | 1975 |
| Hall, Windlan, S..... | 1977 |
| Jackson, Wilbur, RB..... | 1980-82 |
| Smith, Jimmy, RB..... | 1984 |
| Kane, Rick, RB..... | 1984 |
| Walton, Alvin, S..... | 1986-91 |
| Brooks, Reggie, RB..... | 1993-95 |
| Cartwright, Rock, FB [also 31]..... | 2002-04 |
| Archuletta, Adam, S..... | 2006 |
| Brown, Andre, RB..... | 2010 |
| Choice, Tashard, RB..... | 2011 |
| Nelson, Kyle, LS..... | 2013 |
| Okoro, Kenny, CB..... | 2014 |
| Williams, Cary, CB..... | 2015 |
| Harvey-Clemons, Josh, LB..... | 2017-19 |
| Warren, Michael, RB..... | 2020 |

ALL-TIME JERSEY NUMBERS

41

| | |
|---------------------------------|----------------|
| Krause, Red, C..... | 1938 |
| Todd, Dick, RB..... | 1939-42, 45-48 |
| Stasica, Leo, HB..... | 1943 |
| Wells, Billy, B..... | 1954, 56-57 |
| Watson, Sid, B..... | 1958 |
| Hudson, Bob, LB..... | 1959 |
| Steffen, Jim, DB..... | 1961-65 |
| Bass, Mike, CB..... | 1969-75 |
| Carpenter, Brian, CB..... | 1983-84 |
| Morrison, Tim, CB..... | 1986-87 |
| Woodberry, Dennis, DB..... | 1987-88 |
| Thomas, Johnny, CB [also 22] .. | 1988-90, 92-94 |
| Mandeville, Chris, DB..... | 1989 |
| Crutchfield, Buddy, CB..... | 1998 |
| Harrison, Lloyd, CB..... | 2000 |
| Bowen, Matt, S..... | 2003-05 |
| Kozlowski, Brian, TE..... | 2004-07 |
| Moore, Kareem, S..... | 2008-10 |
| Williams, Madieu, S..... | 2012 |
| Thomas, Phillip, S..... | 2014 |
| Blackmon, Will, CB/S..... | 2015-16 |
| Peters, Otha, LB..... | 2017 |
| Johnson, Danny, CB..... | 2018-19 |
| McKissic, J.D., RB..... | 2020 |

42

| | |
|-----------------------------|---------|
| Tuckey, Dick, FB..... | 1938 |
| Hare, Ray, QB..... | 1940-43 |
| North, Jim, T..... | 1944 |
| Adams, John, T..... | 1945-49 |
| Sebek, Nick, QB..... | 1950 |
| Alban, Dick, B..... | 1952-55 |
| Planutis, Jerry, B..... | 1956 |
| Anderson, Bill, E..... | 1958-63 |
| Taylor, Charley, RB-WR..... | 1964-77 |

43

| | |
|--------------------------|-------------|
| Kahn, Eddie, G..... | 1937 |
| Bond, Randall, QB..... | 1938 |
| Cifers, Ed, T..... | 1941-42, 46 |
| Campofreda, Nick, C..... | 1944 |
| Barber, Ernie, C..... | 1945 |
| Szafaryn, Len, T..... | 1949 |
| Williams, John, B..... | 1952-53 |
| Janowicz, Vic, B..... | 1954-55 |
| Haley, Dick, B..... | 1959-60 |
| Kerr, Jim, DB..... | 1961-62 |
| Walters, Tom, DB..... | 1964-67 |
| Brown, Larry, RB..... | 1969-76 |

44

| | |
|--------------------------------|----------------|
| Farkas, Andy, FB..... | 1938-44 |
| Ananis, Vito, B..... | 1945 |
| Condit, Merle, HB..... | 1945 |
| Garzoni, Mike B..... | 1947 |
| Roussos, Mike, T..... | 1948-49 |
| Dowda, Harry, B [also 22]..... | 1949-53 |
| Adduci, Nick, B [also 25]..... | 1954-55 |
| Thurlow, Steve, RB..... | 1966-68 |
| Severson, Jeff, DB..... | 1972 |
| Denson, Moses, RB..... | 1974-75 |
| Riggins, John, RB..... | 1976-79, 81-85 |

45

| | |
|-----------------------|---------|
| Russell, Bo, T..... | 1939-40 |
| Hoffman, Bob, RB..... | 1940-41 |
| Beinor, Ed, T..... | 1942 |

| | |
|---------------------------------------|------------------|
| Lapka, Ted, E..... | 1943-44, 46 |
| McKee, Paul, E..... | 1947-48 |
| Stovall, Dick, C..... | 1949 |
| Baker, Sam, K [also 49]..... | 1953, 56-59 |
| Felton, Ralph, B..... | 1954-60 |
| Duncan, Leslie, DB..... | 1971-74 |
| Williams, Gerard, DB..... | 1976-78 |
| White, Jeris, CB..... | 1980-82 |
| Wilburn, Barry, CB..... | 1985-89 |
| Johnson, Sidney, CB..... | 1990-92 |
| Walker, Brian, S..... | 1996 |
| Sellers, Mike, TE..... | 1998-2000, 04-05 |
| Royal, Robert, TE [IR]..... | 2002 |
| Simon, John, RB..... | 2003 |
| Sellers, Mike, FB..... | 2006-11 |
| Murphy, Jerome, CB..... | 2012-13 |
| Evans, Josh, S..... | 2016 |
| Robertson, Pete, LB..... | 2017 |
| Rodgers-Cromartie, Dominique, CB..... | 2019 |
| Burton, Michael, FB..... | 2019 |

46

| | |
|-----------------------------------|---------|
| Young, Roy, T..... | 1938 |
| Spirida, John, E..... | 1939 |
| Banta, Jack, B..... | 1941 |
| Gentry, Lee, HB..... | 1941 |
| Gibson, Joe, E..... | 1943 |
| Natowich, Andy, HB..... | 1944 |
| Bedore, Tom, C..... | 1944 |
| Ungerer, Joe, T..... | 1944-45 |
| Steen, Paul, T..... | 1946 |
| Sommer, Jack, C..... | 1947 |
| Doll, Don, DB..... | 1953 |
| Atkeson, Dale, B..... | 1954-56 |
| Hackbart, Dale, DB..... | 1961-63 |
| Harris, Rickie, DB..... | 1965-70 |
| Grant, Frank, WR..... | 1973-78 |
| McDaniel, LeCharles, CB..... | 1981-82 |
| Sanders, Ricky, WR [also 83]..... | 1986-93 |
| Mitchell, Mike, CB..... | 1987 |
| Woodberry, Dennis, CB..... | 1987-88 |
| Betts, Ladell, RB..... | 2002-09 |
| Torain, Ryan, RB..... | 2010-11 |
| Morris, Alfred, RB..... | 2012-15 |
| Daniels, LeShun, RB..... | 2017 |
| Bibbs, Kapri, RB..... | 2018 |
| Smith, Maurice, CB..... | 2019 |
| Luke, Cole, S..... | 2020 |

47

| | |
|---------------------------|----------------|
| Smith, George, C..... | 1937, 41-43 |
| Keenan, Jack, T..... | 1944-45 |
| Williamson, Ernie, T..... | 1947 |
| Butkus, Carl, T..... | 1948 |
| Niemi, Laurie, T..... | 1949-53 |
| James, Dick, B..... | 1956-63 |
| Shorter, Jim, DB..... | 1964-67 |
| Roberts, Walter, WR..... | 1969-70 |
| Thomas, Duane, RB..... | 1973-74 |
| Waddy, Ray, CB..... | 1979-80 |
| Williams, Greg, FS..... | 1982-85 |
| Thomas, Johnny, CB..... | 1988-90, 92-94 |
| Bowie, Larry, FB..... | 1996-99 |
| Johnson, Bryan, FB..... | 2000-03 |
| Cooley, Chris, TE..... | 2004-12 |
| Davis, Akeem, S..... | 2014 |
| Dunbar, Quinton, CB..... | 2015-17 |
| Colvin, Aaron, CB..... | 2019 |
| Hudson, Khaleke, LB..... | 2020 |

48

| | |
|-----------------------------------|----------|
| Whited, Marvin, B..... | 1942, 45 |
| Leon, Tony, G..... | 1943 |
| Pressley, Leo, C..... | 1945 |
| Edwards, Weldon, T..... | 1948 |
| Hendren, Bob, T..... | 1949-51 |
| Hecker, Norb, DB..... | 1955-57 |
| Scottie, Ben, DB..... | 1959-61 |
| Elmore, Doug, B..... | 1962 |
| Coia, Angelo, WR..... | 1964-65 |
| Burrell, John, WR..... | 1966-67 |
| Jaqua, Jon, CB..... | 1970-72 |
| Coffey, Ken S..... | 1983-86 |
| Gage, Steve, S..... | 1987-88 |
| Curtis, Travis, CB [also 37]..... | 1988, 91 |
| Whisenhunt, Ken, TE..... | 1990 |
| Davis, Stephen, RB..... | 1996-02 |
| Ware, Kevin, TE..... | 2003 |
| White, Manuel, HB..... | 2005 |
| Horton, Chris, S..... | 2008-10 |
| Bernstine, Jordan, S..... | 2012 |
| Gumbs, Jose, S..... | 2013 |
| Trail, Lynden, LB..... | 2016 |
| Ogunbowale, Dare, RB..... | 2017 |
| Ladler, Kenny, S..... | 2018 |
| Kendrick, Mychal, LB..... | 2020 |

49

| | |
|------------------------------|-------------|
| Meade, Jim, HB..... | 1939-40 |
| Koniszewski, John, T..... | 1945-46, 48 |
| Sanchez, John, T..... | 1947-49 |
| Venuto, Sam, B..... | 1952 |
| Baker, Sam, P [also 45]..... | 1953, 56-59 |
| Monachino, Jim, B..... | 1955 |
| Brewer, Billy, B..... | 1960 |
| Mitchell, Bobby, RB..... | 1962-68 |
| Stephens, Leonard, TE..... | 2002 |

50

| | |
|-------------------------------------|----------------|
| Nussbaumer, Bob, E..... | 1947-48 |
| Ulinski, Harry, C [also 56]..... | 1950-51, 53-56 |
| Hageman, Fred, C..... | 1961-64 |
| Adams, Willie, LB..... | 1965-66 |
| Baughan, Maxie, LB..... | 1971-74 |
| Wysocki, Pete, LB..... | 1975-80 |
| Kubin, Larry, LB..... | 1982-84 |
| Caldwell, Ravin, LB..... | 1987-92 |
| Kimmel, Jon, LB..... | 1987 |
| Rose, Carlton, LB..... | 1987 |
| Myslinski, Tom, G..... | 1992 |
| Raah, Marc, C..... | 1993 |
| Brownlow, Darrick, LB..... | 1995-96 |
| Smith, Derek M., LB..... | 1997-2000 |
| Jones, Robert, LB..... | 2001 |
| Moore, Larry, C..... | 2002-03 |
| Campbell, Khary, LB..... | 2004-08 |
| Williams, Edwin, C/G..... | 2009 |
| Jackson, Rob, LB [also 91, 98]..... | 2010-13 |
| Miller, Gabe, LB..... | 2014 |
| Spaight, Martrell, LB..... | 2015-17 |
| Odom, Chris, LB..... | 2019 |
| Norris, Jared, LB..... | 2020 |

51

| | |
|------------------------|-------------|
| Shugart, Clyde, G..... | 1939-43 |
| Merkle, Ed, G..... | 1944 |
| Lennon, Reid, G..... | 1945 |
| Boensch, Fred, G..... | 1947-48 |
| Momsen, Tony, C..... | 1952 |
| Schrader, Jim, C..... | 1954, 56-61 |

ALL-TIME JERSEY NUMBERS

| | |
|-----------------------------|---------|
| Kelley, Gordon, LB | 1962-63 |
| Reger, John, LB | 1964-66 |
| Williams, Sid, LB | 1967 |
| Didion, John, LB | 1969 |
| Grant, Bob, LB | 1971 |
| Ryczek, Dan, C | 1973-75 |
| Harris, Joe, LB | 1977 |
| Coleman, Monte, LB | 1979-94 |
| Ponds, Antwaune, LB | 1998 |
| Francis, James, LB | 1999 |
| Fischer, Mark, C [also 60] | 2000-01 |
| Jones, Rod, G, [IR] | 2002 |
| Smith, Clifton, LB | 2003 |
| Barnes, Brandon, LB | 2004 |
| McNeil, Nick, LB | 2005 |
| Fincher, Alfred, LB | 2008 |
| Henson, Robert, LB | 2009-10 |
| Fox, Keyaron, LB | 2011 |
| Wilson, Chris, LB | 2012 |
| Jenkins, Brandon, LB | 2013 |
| Compton, Will, LB [also 53] | 2014-17 |
| Dion-Hamilton, Shaun, LB | 2018-20 |

52

| | |
|-----------------------------|------------------|
| Gilmer, Harry, QB [also 12] | 1948-52, 54 |
| Allen, John, C | 1955-58 |
| Butsko, Harry, LB | 1963 |
| Morgan, Mike, LB | 1968 |
| Hamlin, Gene, C | 1970 |
| Pergine, John, LB | 1973-75 |
| Olkewicz, Neal, LB | 1979-89 |
| Elliott, Matt, C | 1992 |
| Raymer, Cory, C | 1995-01, 2004-05 |
| Marshall, Lemar, LB | 2002-03 |
| McIntosh, Rocky, LB | 2006-11 |
| Robinson, Keenan, LB | 2012-15 |
| Garvin, Terence, LB | 2016 |
| Anderson, Ryan, DE | 2017-20 |

53

| | |
|-----------------------------|---------------|
| Deal, Rufus, FB | 1942 |
| Smith, Jack, E | 1943 |
| Ucovich, Mitch, T | 1944 |
| DeMao, Al, C | 1945-53 |
| Torgeson, Torgy, LB | 1955-57 |
| Roehneit, Bill, LB | 1960 |
| Pellegrini, Bob, LB | 1962-65 |
| Jackson, Steve, LB | 1966-67 |
| McLinton, Harold, LB | 1969-78 |
| Bostic, Jeff, C | 1980-93 |
| Patton, Marv, LB | 1995-97 |
| Mason, Eddie, LB | 1999-2000, 02 |
| Green, Donny, LB | 2001 |
| Clemons, Chris, LB | 2003 |
| Washington, Marcus, LB | 2004-08 |
| Kehl, Bryan, LB | 2012-13 |
| Compton, Will, LB [also 51] | 2013 |
| Jeffcoat, Jackson, LB | 2014-15 |
| Brown, Zach, LB | 2017-18 |
| Bostic, Jon, LB | 2019-20 |

54

| | |
|--------------------|---------|
| Corbitt, Don, C | 1948 |
| Cudzik, Walt, C | 1954 |
| Fulcher, Bill, LB | 1956-58 |
| Croftcheck, Don, G | 1965-66 |
| Roussel, Tom, LB | 1968-70 |
| Kuziel, Bob, C | 1975-80 |
| Turner, Kevin, LB | 1981 |
| Cronan, Peter, LB | 1981-85 |
| Krakoski, Joe, LB | 1986 |

| | |
|-------------------------|-----------|
| Gouveia, Kurt, LB | 1987-94 |
| Cowne, Joh, C | 1987 |
| Catanho, Al, LB | 1996 |
| Jones, Greg, LB | 1997-2000 |
| Brandt, David, G | 2001 |
| Trotter, Jeremiah, LB | 2002-03 |
| Blades, H.B., LB | 2007-10 |
| Snow, Justin, LS | 2012 |
| Tapp, Darryl, LB | 2013 |
| Jordan, Akeem, LB | 2014 |
| Williams, Trevardo, LB | 2014 |
| Foster, Mason, LB | 2015-18 |
| Humphrey, Myles, LB | 2019 |
| Orchard, Nate, LB | 2019 |
| Pierre-Louis, Kevin, LB | 2020 |

55

| | |
|---------------------------------|----------------|
| Aldrich, Ki, C | 1941-43, 45-46 |
| Crisler, Harold, E | 1948-49 |
| Ricca, Jim, C | 1951-54 |
| Miller, Allen, LB | 1962-63 |
| Hamburger, Chris, LB | 1965-78 |
| Kaufman, Mel, LB | 1981-88 |
| Collins, Andre, LB | 1990-94 |
| Uhlenhake, Jeff, C | 1996-97 |
| Hamilton, Malcolm, LB [also 58] | 1998-99 |
| Strickland, Fred, LB | 1999 |
| Mitchell, Kevin, LB | 2000-03 |
| Barrow, Mike, LB [IR] | 2004 |
| Taylor, Jason, DE | 2008 |
| Bowen, Alvin, LB | 2009 |
| White, Markus, LB | 2011-12 |
| Barnett, Nick, LB | 2013 |
| Hayward, Adam, LB | 2014 |
| Moody, Nick, LB | 2016 |
| Carter, Chris, LB | 2017 |
| Dunn, Casey, C | 2018 |
| East, Andrew, LS | 2018 |
| Dunn, Casey, C | 2019 |
| Holcomb, Cole, LB | 2019-20 |

56

| | |
|------------------------------|----------------|
| Avery, Don, T | 1946-47 |
| Uliniski, Harry, C [also 50] | 1950-51, 53-56 |
| Woodward, Dick, C | 1952 |
| Brueckman, Charley, C | 1958 |
| Kuchta, Frank, C | 1959 |
| Beatty, Ed, C | 1961 |
| Haus, Len, C | 1964-77 |
| Peiffer, Dan, C | 1980 |
| Lowry, Quentin, LB | 1981-83 |
| Junkin, Trey, LB | 1984 |
| Daniels, Calvin, LB | 1986 |
| Coyle, Eric, C | 1987-88 |
| Bonner, Brian, LB | 1989 |
| Myslinski, Tom, G [also 50] | 1992 |
| Hamilton, Rick, LB | 1993-94 |
| Anderson, Erick, LB | 1994-95 |
| Fox, Dion, LB | 1995 |
| Burnett, Chester, LB | 1998 |
| Arrington, LaVar, LB | 2000-05 |
| Gatewood, Curtis, LB | 2009 |
| Riley, Jr., Perry, LB | 2010-15 |
| Sullivan, John, C | 2016 |
| Vigil, Zach, LB [also 59] | 2017-18 |

57

| | |
|--------------------------|---------|
| Stacco, Ed, T | 1948 |
| Badaczewski, John, G | 1949-51 |
| Khayat, Ed, DT [also 79] | 1962-63 |
| Crossan, Dave, C | 1965-69 |

| | |
|-----------------------|---------|
| O'Dell, Stu, LB | 1974-76 |
| Milot, Rich, LB | 1979-87 |
| Copeland, Anthony, LB | 1987 |
| Graham, Don, LB | 1989 |
| Kirk, Randy, LB | 1990 |
| Millen, Matt, LB | 1991 |
| Bingham, Guy, C | 1992-93 |
| Harvey, Ken, LB | 1994-98 |
| Leeuwenburg, Jay, G | 2000 |
| Curry, Donte, LB | 2001 |
| Grant, Orantes, LB | 2002-03 |
| Clemons, Chris, LB | 2004 |
| Holdman, Warrick, LB | 2005-06 |
| Godfrey, Randall, LB | 2007 |
| Sundberg, Nick, LS | 2010-20 |

58

| | |
|----------------------------------|---------|
| Nobile, Leo, C | 1947 |
| Katrishen, Mike, T | 1948-49 |
| Burman, George, C/G | 1971 |
| Varty, Mike, LB | 1973 |
| Hover, Don, LB | 1978-79 |
| Weaver, Charlie, LB | 1981 |
| Anderson, Stuart, LB | 1982-85 |
| Burks, Shawn, LB | 1986 |
| Jones, David, C | 1987 |
| Windham, David, LB | 1987 |
| Marshall, Wilber, LB | 1988-92 |
| Banks, Carl, LB | 1993 |
| Alexander, Patrise, LB | 1996-98 |
| Givens, Reggie, LB | 2000 |
| Pierce, Antonio, LB | 2001-04 |
| Clemons, Chris, LB | 2005 |
| Posey, Jeff, LB | 2006 |
| Sinclair, Matt, LB | 2007-08 |
| Cook, Erik, C/G | 2010-11 |
| Addison, Mario, LB | 2012 |
| Hull, Josh, LB | 2013 |
| Beauharnais, Steve, LB [also 90] | 2014 |
| Davis, Ja'Gared, LB | 2014 |
| Galette, Junior, LB | 2017 |
| Davis Sr. Thomas, LB | 2020 |

59

| | |
|----------------------------|---------|
| Carroll, Jim, LB [also 60] | 1966-68 |
| Dusek, Brad, LB | 1974-81 |
| Youngblood, Jim, LB | 1984 |
| Keating, Chris, LB | 1985 |
| Snipes, Angelo, LB | 1986 |
| Paine, Jeff, LB | 1986 |
| Hitchcock, Ray, C | 1987 |
| Wilson, Eric, LB | 1987 |
| Scully, Mike, C | 1988 |
| Harbour, Dave, C | 1988-89 |
| Brantley, John, LB | 1992-93 |
| Sedoris, Chris, C | 1996 |
| Barber, Shawn, LB | 1998-01 |
| Brown, Wilbert, OL | 2002 |
| McCune, Robert, LB | 2005 |
| Fletcher, London, LB | 2007-13 |
| Fields, Carlos, LB | 2015 |
| Plummer, Terrance, LB | 2015 |
| Lovato, Rick, LS | 2016 |
| Vigil, Zack, LB [also 56] | 2016 |
| Orchard, Nate, DE | 2020 |
| Kunaszyk, Jordan, LB | 2020 |

60

| | |
|--------------------|---------|
| Jaffurs, John, G | 1946 |
| Gray, Bill, G | 1947-48 |
| Sobolenski, Joe, G | 1949 |

ALL-TIME JERSEY NUMBERS

| | |
|-----------------------------------|-------------|
| Brown, Buddy, G..... | 1951-52 |
| Berschert, Buddy, G..... | 1951-52 |
| Stanfel, Dick, G..... | 1956-58 |
| Khayat, Bob, G/K..... | 1960, 62-63 |
| Carroll, Jim, LB [also 59]..... | 1966-68 |
| Wilbur, John, G..... | 1971-74 |
| Simmons, Roy, G..... | 1983 |
| Turner, J.T., G..... | 1984 |
| McQuaid, Dan, T..... | 1985-87 |
| Wooten, Mike, C..... | 1987 |
| Stokes, Fred, DE..... | 1989-92 |
| Huntington, Greg, C..... | 1993 |
| Fischer, Mark, C [also 51]..... | 1998-99 |
| Samuels, Chris, T..... | 2000-09 |
| Black, Jordan, T..... | 2012 |
| Long, Spencer, G [also 61]..... | 2014 |
| de la Puente, Brian, C..... | 2015 |
| Painter, Vinston, OL..... | 2016 |
| Kouandjio, Arie, G [also 74]..... | 2017-18 |
| Ismael, Keith, C..... | 2020 |

61

| | |
|---------------------------------|---------|
| DeFruiter, Bob, B..... | 1945-47 |
| Pepper, Gene, G..... | 1950-53 |
| O'Brien, Fran, T..... | 1960-66 |
| Avery, Jim, E..... | 1966 |
| Bandy, Don, G..... | 1967-68 |
| Johnson, Dennis, DT..... | 1974-77 |
| Jones, Melvin, G..... | 1981 |
| Huff, Ken, G..... | 1983-85 |
| Kehr, Rick, G..... | 1987 |
| Scissum, Willard, G..... | 1987 |
| Adickes, Mark, G..... | 1990-91 |
| Smith, Vernice, G..... | 1993-95 |
| Batiste, Michael, G..... | 1998 |
| Rabach, Casey, C..... | 2005-10 |
| Long, Spencer, G [also 60]..... | 2015-17 |
| Parris, Timon, G..... | 2018-19 |

62

| | |
|------------------------------------|----------------|
| Witucki, Casimir, G [also 63]..... | 1950-51, 53-56 |
| Boll, Don, T..... | 1953-59 |
| Nisby, John, G..... | 1962-64 |
| Dess, Darrell, G..... | 1965-66 |
| Schoenke, Ray, G..... | 1966-75 |
| Nugent, Dan, G..... | 1976-78, 80 |
| Laster, Don, T..... | 1982 |
| Towns, Morris, T..... | 1984 |
| Pettey, Phil, G..... | 1987 |
| Tamm, Ralph, G [also 64]..... | 1991 |
| Moore, Darryl, G..... | 1993 |
| Coleman, Ben, G..... | 2001 |
| Pucillo, Mike, G..... | 2006-07 |
| Clark, Devin, T..... | 2008 |

63

| | |
|------------------------------------|----------------|
| Siegert, Herb, G..... | 1949-51 |
| Witucki, Casimir, C [also 62]..... | 1950-51, 53-56 |
| Karas, Emil, LB..... | 1959 |
| Breedlove, Rod, LB..... | 1960-64 |
| Johnson, Mitch, T [also 64]..... | 1966-68 |
| Breding, Ed, LB..... | 1967-68 |
| Duich, Steve, G..... | 1969 |
| Dean, Fred, G..... | 1978-82 |
| Kimball, Bruce, G [also 67]..... | 1983-84 |
| McKenzie, Raleigh, C/G..... | 1985-94 |
| Gesek, John, C [also 75]..... | 1994-95 |
| Sims, Keith, G..... | 1998-2000 |
| Bedell, Brad, OL..... | 2003 |
| Wilson, Mark, OL..... | 2004 |
| Montgomery, Will, OL..... | 2009-13 |

| | |
|-------------------------|------|
| Banks, Brandon, DL..... | 2017 |
| Garnett, Joshua, G..... | 2020 |

64

| | |
|----------------------------------|-------------|
| Marciniak, Ron, G..... | 1955 |
| Fulcher, Bill, LB..... | 1956-58 |
| Johnson, Mitch, T [also 63]..... | 1966-68, 72 |
| Sistrunk, Manny, DT..... | 1970-75 |
| Saul, Ron, G..... | 1976-81 |
| Hamilton, Steve, DE..... | 1985-88 |
| Tamm, Ralph, G [also 62]..... | 1991 |
| Elewonibi, Moe, T..... | 1990-93 |
| Matich, Trevor, C..... | 1994-96 |
| Heck, Andy, T..... | 1999-2000 |
| Loverne, David, G..... | 2002 |
| Friedman, Lennie, OL..... | 2003-05 |
| Golston, Kedric, OL..... | 2006-16 |
| Francis, A.J., DL..... | 2017 |
| Pierschbacher, Ross, C..... | 2019 |

65

| | |
|------------------------|---------|
| Clark, Jim, G..... | 1952-53 |
| Houston, Walt, G..... | 1955 |
| Promuto, Vince, G..... | 1960-70 |
| Sturt, Fred, G..... | 1974 |
| Butz, Dave, DT..... | 1975-88 |

66

| | |
|---------------------------|------------------|
| Norman, Jim, T..... | 1955 |
| Voytek, Ed, G..... | 1957-58 |
| Whitlow, Bob, C..... | 1960-61 |
| Kammerer, Carl, DE..... | 1963-69 |
| Pottios, Myron, LB..... | 1971-73 |
| Imhof, Martin, DE..... | 1974 |
| Arneson, Jim, G..... | 1975 |
| Fritsch, Ted, C..... | 1976-79 |
| Jacoby, Joe, G/T..... | 1981-93 |
| Turk, Dan, C..... | 1997-99 |
| Moore, Michael, G..... | 2000 |
| Campbell, Matt, G..... | 2001 |
| Stai, Brenden, G..... | 2002 |
| Kendall, Pete, OL..... | 2007-08 |
| Dockery, Derrick, OL..... | 2003-06, 2009-10 |
| Chester, Chris, G..... | 2011-14 |
| Bergstrom, Tony, C/G..... | 2017-19 |
| Steinmetz, David..... | 2020 |

67

| | |
|--|-------------------------|
| Suminski, Dave, G..... | 1953 |
| Stephens, Red, G..... | 1955-60 |
| Darre, Bernie, G..... | 1961 |
| Cvercko, Andy, G..... | 1963 |
| Reed, Bob, G..... | 1965 |
| Kupp, Jake, G-TE..... | 1966 |
| Wooten, John, G..... | 1968 |
| Grimm, Dan, G..... | 1969 |
| Tillman, Rusty, LB..... | 1970-77 |
| Dubinetz, Greg, G..... | 1979 |
| Kimball, Bruce, G [also 63]..... | 1983-84 |
| Beasley, Tom, DT..... | 1984-86 |
| Thompson, Steve, DT..... | 1987 |
| Lathrop, Kit, DE..... | 1987 |
| Waechter, Henry, DE..... | 1987 |
| Brown, Ray, G..... | 1989-90, 92-95, 2004-05 |
| Pourdanesh, Shar, T..... | 1996-98 |
| Fletcher, Derrick, G..... | 2000 |
| Terrell, Daryl, OL..... | 2003 |
| Albright, Ethan, LS [also 71, 77]..... | 2007-09 |
| LeRibeus, Josh, OL..... | 2012-15 |
| Kerin, Zac, OL..... | 2018 |

| | |
|---------------------|---------|
| Martin, Wes, G..... | 2019-20 |
|---------------------|---------|

68

| | |
|---------------------------------|-------------|
| Badgon, Ed, G..... | 1952 |
| Ramsey, Knox, G..... | 1952-53 |
| Sparks, Dave, G..... | 1954 |
| Feagin, Wylie, G..... | 1963 |
| Banks, Willie, G [also 69]..... | 1968-69 |
| Fanucci, Mike, DE..... | 1972 |
| Harlan, Jim, T..... | 1978 |
| Anderson, Gary, G..... | 1980 |
| Grimm, Russ, G..... | 1981-91 |
| Patton, Joe, G/T..... | 1994-98 |
| Hutson, Tony, G..... | 2000 |
| Tucker, Ross, G..... | 2001-02, 07 |
| Winey, Brandon, OL..... | 2003 |
| Geisinger, Justin, G..... | 2008 |
| Compton, Tom, T..... | 2013-15 |
| Catalina, Tyler, G..... | 2017-18 |

69

| | |
|---------------------------------|---------|
| Hansen, Ron, G..... | 1954 |
| Goosby, Tom, G..... | 1966 |
| Banks, Willie, G [also 68]..... | 1968-69 |
| Brooks, Perry, DT..... | 1978-84 |
| Thielemann, R.C., G..... | 1985-88 |
| Schlereth, Mark, G..... | 1989-94 |
| Milstead, Rod, G..... | 1998-99 |
| Ellis, Ed, T..... | 2000 |
| Molinaro, Jim, OL..... | 2004-06 |
| Fabini, Jason, OL..... | 2007-08 |
| Fanaika, Paul, G..... | 2009 |
| Smith, Willie, T..... | 2011 |
| Clemmings, T.J., T..... | 2017 |
| Bowanko, Luke, OL..... | 2018 |

70

| | |
|----------------------------|-------------|
| Karras, Lou, T..... | 1950-51 |
| Modzelewski, Dick, DT..... | 1953-54 |
| Miller, Fred, T..... | 1955 |
| Sardisco, Tony, G..... | 1956 |
| Lemek, Ray, T..... | 1957-61 |
| Moore, Chuck, G..... | 1962 |
| Huff, Sam, LB..... | 1964-67, 69 |
| Wynn, Will, DE..... | 1977 |
| Marshall, Leonard, DT..... | 1994 |
| Drake, Troy, T..... | 1998 |
| Vickers, Kipp, OL..... | 2002 |

71

| | |
|--|---------|
| Houghton, Jerry, T..... | 1950 |
| Renfron, Will, T..... | 1957-59 |
| Stynchula, Andy, DT..... | 1960-63 |
| Seals, George, E..... | 1964 |
| Musgrove, Spain, DT..... | 1967-68 |
| Bosch, Frank, DT [also 73]..... | 1968-70 |
| Tyrer, Jim, T..... | 1974 |
| Lorch, Karl, DT..... | 1976-81 |
| Peutz, Gary, T..... | 1982 |
| Mann, Charles, DE..... | 1983-93 |
| Lewis, Ron, G..... | 1995 |
| Tanner, Barron, DT..... | 1999 |
| Dotson, Santana, DL, [IR]..... | 2002 |
| Albright, Ethan, LS [also 67, 77]..... | 2003-08 |
| Wade, Todd, OL..... | 2007 |
| Williams, Mike, G/T..... | 2009 |
| Williams, Trent, T..... | 2010-19 |
| Schweitzer, Wes, G..... | 2020 |

ALL-TIME JERSEY NUMBERS

72

| | |
|-----------------------------------|----------------|
| Staton, Jim, DT..... | 1951 |
| Moss, Joe, T..... | 1952 |
| Christensen, Erik, DE..... | 1956 |
| Owens, Don, DT..... | 1957 |
| Weatherall, Jim, DT..... | 1958 |
| Churchwell, Don, T..... | 1959 |
| Rutgens, Joe, DT..... | 1961-69 |
| Hermeling, Terry, T..... | 1970-73, 75-80 |
| Talbert, Diron, DT..... | 1971-80 |
| Manley, Dexter, DE..... | 1981-89 |
| Haight, Mike, T..... | 1992 |
| Noga, Al, DE..... | 1993 |
| Bandison, Romeo, DT..... | 1995-96 |
| Flores, Mike, DE [also 73]..... | 1995 |
| Kalu, Ndukwe, DE..... | 1998-2000 |
| Boose, Dorian, DE..... | 2001 |
| Powell, Carl, DL..... | 2002 |
| Whitley, Taylor, G..... | 2006 |
| Scott, Darrion, DL [also 76]..... | 2010 |
| Bowen, Stephen, DE..... | 2011-14 |
| Lanier II, Anthony, DL..... | 2016-17 |
| Christian, Geron, T..... | 2018 |
| Penn, Donald, T..... | 2019 |
| Sharpe, David, T..... | 2020 |

73

| | |
|---------------------------------|-------------|
| Barfield, Ken, T..... | 1954 |
| Davlin, Mike, T..... | 1955 |
| Miller, Joh, T..... | 1956, 58-59 |
| Matteson, Riley, T..... | 1961-64 |
| Jones, Stan, T..... | 1965 |
| Bosch, Frank, DE..... | 1968-70 |
| Laaveg, Paul, G..... | 1970-75 |
| Williams, Jeff, T..... | 1978-80 |
| May, Mark, G..... | 1981-90 |
| Mills, Lamar, DT..... | 1994 |
| Flores, Mike, DE [also 72]..... | 1995 |
| Ashmore, Darryl, T..... | 1996-97 |
| Wiggins, Paul, T..... | 1998 |
| Brown, Jamie, T..... | 1999 |
| Jackson, Benard, DT..... | 2002 |
| Jones, Kenyatta, DT..... | 2003 |
| Boschetti, Ryan, DL..... | 2004-08 |
| Robinson, William, T..... | 2009 |
| Joseph, Joe, DL..... | 2010 |
| Gettis, Adam, G..... | 2013 |
| Kearse, Frank, DE..... | 2014-15 |
| Jenkins, Cullen, DL..... | 2016 |
| Roullier, Chase, C..... | 2017-20 |

74

| | |
|-----------------------------------|-------------|
| Neimi, Laurie, T..... | 1949-53 |
| Morgan, Bob, DT..... | 1954 |
| Khayat, Eddie, DT [also 87]..... | 1957, 62-63 |
| Snowden, Jim, T..... | 1965-72 |
| Starke, George, T..... | 1973-84 |
| Koch, Marcus, DE..... | 1986-91 |
| McGriff, Curtis, DE..... | 1987 |
| Nichols, Gerald, DT..... | 1993 |
| Thure, Brian, T..... | 1995 |
| Badger, Brad, G..... | 1997-99 |
| Harrison, Nolan, DE..... | 2000 |
| Fiore, Dave, OL..... | 2003 |
| Jones, Kenyatta, OL..... | 2004 |
| Wade, Todd, OL..... | 2006 |
| Heyer, Stephon, T..... | 2007-10 |
| Polumbus, Tyler, OL..... | 2011-14 |
| Kouandjio, Arie, G [also 60]..... | 2015-16 |
| Franklin, Orlando, T..... | 2017 |
| Rhaney, Demetrius, C..... | 2017-18 |
| Christian, Geron..... | 2019-20 |

75

| | |
|------------------------------------|---------|
| Ecker, Enrique, T..... | 1952 |
| Campora, Don, DT..... | 1953 |
| Jagielski, Harry, T..... | 1956 |
| Davidson, Ben, DT..... | 1962-63 |
| Williams, Fred, T [also 77]..... | 1964-65 |
| Marshall, Rich, DT..... | 1966 |
| Kelly, John, T..... | 1966-67 |
| Washington, Fred, T..... | 1968 |
| Wright, Steve, T..... | 1970 |
| Hermeling, Terry, T [also 72]..... | 1970-80 |
| Jones, Deacon, DE..... | 1974 |
| Clark, Mike, DE..... | 1981 |
| Ogrin, Pat, DT [also 79]..... | 1981-82 |
| Brilz, Darrick, G..... | 1987 |
| Stensrud, Mike, DT..... | 1989 |
| Williams, Eric, DT..... | 1990-93 |
| Gesek, John, C [also 63]..... | 1994-95 |
| Dahl, Bob, G..... | 1996-97 |
| Cook, Anthony, DE..... | 1999 |
| Ham, Derrick, DE..... | 2000 |
| Sulfsted, Alex, OL..... | 2002 |
| Noble, Brandon, DT..... | 2003-05 |
| Demulling, Rick, OL..... | 2007 |
| Rinehart, Chad, G/T..... | 2008-09 |
| Hicks, Artis, G/T..... | 2010 |
| Locklear, Sean, T..... | 2011 |
| Scherff, Brandon, G..... | 2015-20 |

76

| | |
|---------------------------|---------|
| Lipscomb, Paul, T..... | 1950-54 |
| Kimmel, J.D., T..... | 1955-56 |
| Stallings, Don, E..... | 1960 |
| Prestel, Jim, T..... | 1966-67 |
| Rock, Walter, T..... | 1968-73 |
| Stokes, Tim, T..... | 1975-77 |
| Heinz, Bob, DT..... | 1978 |
| Scanlan, Jerry, T..... | 1980-81 |
| Mendenhall, Mat, DE..... | 1981-82 |
| Donnalley, Rick, C/G..... | 1984-85 |
| Tilton, Ron, G..... | 1986 |
| Simmons, Ed, T..... | 1987-97 |
| Frazier, Frank, G..... | 1987 |
| Jansen, Jon, T..... | 1999-08 |
| Jones, Levi, T..... | 2009 |
| Bryant, Anthony, DL..... | 2010 |
| Scott, Darrion, DL..... | 2011 |
| Moses, Morgan, T..... | 2014-20 |

77

| | |
|--|---------------|
| Jacobs, Jack, QB..... | 1946 |
| Mont, Tommy, QB..... | 1947-49 |
| Krouse, Ray, T..... | 1960 |
| Barnett, Steve, T..... | 1964 |
| Williams, Fred, T [also 75]..... | 1964-65 |
| Barnes, Walter, DT..... | 1966-68 |
| Brundige, Bill, DT..... | 1970-77 |
| Jones, Joe, DE..... | 1979-80 |
| Grant, Darryl, DT..... | 1981-90 |
| Wahler, Jim, DT..... | 1992-93 |
| Johnson, Tré, OL..... | 1994-2000, 02 |
| Albright, Ethan, LS [also 67, 71]..... | 2001-02 |
| Thomas, Randy, OL..... | 2003-09 |
| Brown, Jammal, T..... | 2010-11 |
| Lauvao, Shawn, G..... | 2014-18 |
| Flowers, Ereck, G..... | 2019 |
| Charles, Saahdiq, OL..... | 2020 |

78

| | |
|------------------------------------|---------|
| Lawrence, Don, T..... | 1959-61 |
| Snidow, Ron, DE..... | 1963-67 |
| Peters, Floyd, T..... | 1970 |
| Taylor, Mike, T..... | 1971 |
| Sweeney, Walt, G..... | 1974-75 |
| Hickman, Dallas, DE [also 82]..... | 1976-81 |
| Smith, Paul, DE..... | 1979-80 |
| McGee, Tony, DE..... | 1982-84 |
| Hamel, Dean, DT..... | 1985-88 |
| Robinson, Lybrant, DE..... | 1989 |
| Johnson, Tim, DT..... | 1990-95 |
| Kuehl, Ryan, DT [also 99]..... | 1996-97 |
| Zorich, Chris, DT..... | 1997 |
| Brown, Doug, DT..... | 1998-99 |
| Smith, Bruce, DE..... | 2000-03 |
| Sykes, Joe, DE..... | 2006 |
| Sampson, Kevin, OL..... | 2007 |
| Batiste, D'Anthony, OL..... | 2008-09 |
| Lichtensteiger, Kory, OL..... | 2010-16 |
| Lucas, Cornelius, T..... | 2020 |

79

| | |
|---------------------------------------|---------|
| Yonaker, John, E..... | 1952 |
| Hegarty, Bill, T..... | 1953 |
| Peters, Volney, T..... | 1954-57 |
| Khayat, Ed, DT [also 57]..... | 1958 |
| Toneff, Bob, DT..... | 1959-64 |
| Crane, Dennis, DT..... | 1968-69 |
| McDole, Ron, DE..... | 1971-78 |
| Bacon, Coy, DE [also 80]..... | 1978-81 |
| Ogrin, Pat, DT [also 75]..... | 1981-82 |
| Liebenstein, Todd, DE..... | 1982-85 |
| Barnett, Doug, DE..... | 1985 |
| Carlson, Mark, T..... | 1987 |
| Lachey, Jim, T..... | 1988-95 |
| Emtman, Steve, DT..... | 1997 |
| Vickers, Kipp, G..... | 1999 |
| Szott, Dave, G..... | 2001 |
| Elisara, Pita, OL..... | 2003 |
| Alexander, Lorenzo, LB [also 97]..... | 2007-09 |
| Clark, Jeremy, OL..... | 2010 |
| Hurt, Maurice, G..... | 2011-12 |
| Nsekhe, Ty, T..... | 2015-18 |

80

| | |
|-----------------------------------|----------------|
| Ecker, Enrique, T..... | 1952 |
| Brito, Gene, E..... | 1951-53, 55-58 |
| Junker, Steve, E..... | 1961-62 |
| Hernandez, Joe, E..... | 1964 |
| Hodgson, Pat, TE..... | 1966 |
| Alford, Bruce, K..... | 1967 |
| Long, Bob, WR..... | 1969 |
| Jefferson, Roy, WR..... | 1971-76 |
| Bacon, Coy, DE [also 79]..... | 1978-80 |
| McDaniel, John, WR [also 86]..... | 1978-80 |
| Haines, Kris, WR..... | 1979 |
| Seay, Virgil, WR..... | 1981-84 |
| Barnwell, Malcolm, WR..... | 1985 |
| Phillips, Joe, WR..... | 1985-87 |
| Yarber, Eric, WR..... | 1986-87 |
| Wilson, Teddy, WR..... | 1987 |
| Shepard, Derrick, WR..... | 1987-88 |
| Johnson, Joe, WR..... | 1989-91 |
| Howard, Desmond, WR..... | 1992-94 |
| Truitt, Olanda, WR [also 84]..... | 1994-95 |
| Brooks, Bill, WR..... | 1996 |
| Harper, Alvin, WR..... | 1997 |
| Frisch, David, TE [also 38]..... | 1997 |
| Alexander, Stephen, TE..... | 1998-01 |
| Green, Jacques, WR..... | 2002 |

ALL-TIME JERSEY NUMBERS

| | |
|----------------------------|---------|
| Skaggs, Justin, WR..... | 2002 |
| Coles, Laveranues, WR..... | 2003-04 |
| Patten, David, WR..... | 2005-06 |
| McCardell, Keenan, WR..... | 2007 |
| Crowder, Jamison, WR..... | 2015-18 |
| Inman, Dontrelle, WR..... | 2020 |

81

| | |
|---------------------------------|---------|
| Brown, Dan, E..... | 1950 |
| Morley, Sam, WR..... | 1954 |
| Walton, Joe, E..... | 1957-60 |
| Luce, Lew, B..... | 1961 |
| Jencks, Bob, E..... | 1965 |
| Kupp, Jake, TE..... | 1966 |
| Barefoot, Ken, E..... | 1968 |
| Carroll, Leo, DE [also 89]..... | 1969-70 |
| Alston, Mack, TE..... | 1970-72 |
| Winslow, Doug, WR..... | 1976-77 |
| Anderson, Terry, WR..... | 1978 |
| Smith, J.T., WR..... | 1978 |
| DeFrance, Chris, WR..... | 1979 |
| Monk, Art, WR..... | 1980-93 |

82

| | |
|------------------------------------|---------|
| Berrang, Ed, E..... | 1949-52 |
| Dale, Roland, E..... | 1950 |
| Polsfoot, Fran, E..... | 1953 |
| Carson, John, E..... | 1954-59 |
| MacAfee, Ken, E..... | 1959 |
| Heenan, Pat, E..... | 1960 |
| Absher, Dick, K..... | 1967 |
| Miller, Clark, DE..... | 1969 |
| Jones, Jimmie, DE..... | 1971-73 |
| Hickman, Dallas, DE [also 78]..... | 1976-81 |
| Caster, Rich, TE..... | 1981-82 |
| Sawyer, John, TE..... | 1983 |
| Jones, Anthony, TE..... | 1984-85 |
| Caravello, Joe, TE..... | 1987-88 |
| Brandes, John, TE..... | 1990-92 |
| Rowe, Ray, TE..... | 1992 |
| Riggs, Jim, TE..... | 1993 |
| Haws, Kurt, TE..... | 1994 |
| Westbrook, Michael, WR..... | 1995-01 |
| Russell, Cliff, WR, [IR]..... | 2002 |
| Chamberlain, Byron, TE..... | 2003 |
| Kozlowski, Brian, TE..... | 2004 |
| Brown, Antonio, WR..... | 2005 |
| Randle El, Antwaan, WR..... | 2006-09 |
| Paulsen, Logan, TE..... | 2010-14 |
| Thomas, Logan, TE..... | 2020 |

83

| | |
|-----------------------------------|-----------|
| Dekker, Al, WR..... | 1953 |
| Jones, Charlie, E..... | 1955 |
| Meadows, Ed, DB..... | 1959 |
| Wilkins, Roy, LB..... | 1960-61 |
| Norton, Jim, T..... | 1969 |
| Anderson, Bruce, DE..... | 1970 |
| Thompson, Ricky, WR..... | 1978-81 |
| McGrath, Mark, WR..... | 1983-85 |
| Stief, Dave, WR..... | 1983 |
| Mauti, Rich, WR [also 84]..... | 1984 |
| Noble, James, WR..... | 1986 |
| Sanders, Ricky, WR [also 46]..... | 1986-93 |
| Johnson, Richard, WR..... | 1987 |
| McEwen, Craig, TE [also 88]..... | 1987-88 |
| Winans, Tydus, WR..... | 1994-95 |
| Anderson, Flipper, WR..... | 1996 |
| Connell, Albert, WR..... | 1997-2000 |
| Lockett, Kevin, WR..... | 2001-02 |
| Jackson, Willie, WR..... | 2002 |

| | |
|----------------------------------|---------|
| Flowers, Richmond, WR..... | 2002 |
| Russell, Cliff, WR..... | 2003 |
| Thrash, James, WR [also 87]..... | 2004-08 |
| Davis, Fred, TE [also 86]..... | 2011-13 |
| Smith, Alex, TE..... | 2015 |
| Quick, Brian, WR..... | 2017-18 |
| Cunningham, Jerome, TE..... | 2019 |
| Wilson, Caleb, TE..... | 2019 |
| Wright, Isaiah, WR..... | 2020 |

84

| | |
|-----------------------------------|----------|
| Taylor, Hugh, E [also 28]..... | 1947-54 |
| Shoener, Herb, E [also 12]..... | 1948-49 |
| Braatz, Tom, DE [also 85]..... | 1957-59 |
| Osborne, Tom, E..... | 1960-61 |
| Hancock, Mike, TE..... | 1973-75 |
| Fugett, Jean, TE..... | 1976-79 |
| McCrary, Greg, TE [also 85]..... | 1978, 81 |
| McKinney, Zion, WR..... | 1980 |
| Williams, Mike, TE..... | 1982-84 |
| Arnold, Walt, TE [also 90]..... | 1984 |
| Mauti, Rich, WR..... | 1984 |
| Clark, Gary, WR..... | 1985-92 |
| Phillips, Joe, WR..... | 1987 |
| Bigby, Keiron, WR..... | 1987 |
| Stock, Mark, WR..... | 1993 |
| Truitt, Olanda, WR [also 80]..... | 1994-95 |
| Asher, Jamie, TE..... | 1995-98 |
| Thompson, Derrius, WR..... | 1999 |
| Reed, Andre, WR..... | 2000 |
| Battaglia, Marco, TE..... | 2001 |
| Doering, Chris, WR..... | 2002 |
| Johnson, Patrick, WR..... | 2003 |
| Jacobs, Taylor, WR..... | 2004-05 |
| Mitchell, Marko, WR..... | 2009 |
| Galloway, Joey, WR..... | 2010 |
| Paul, Niles, WR/TE..... | 2011-17 |
| Kidsy, Darwin, WR..... | 2018-19 |
| Badet, Jeff, WR..... | 2020 |

85

| | |
|-------------------------------------|-------------|
| Yowarsky, Walt, E..... | 1951-54 |
| Paluck, John, DE [also 86]..... | 1956, 59-65 |
| Braatz, Tom, DE [also 84]..... | 1957-59 |
| Cronin, Gene, DE..... | 1961-62 |
| Quinlan, Bill, DE..... | 1964 |
| McKeever, Marlin, LB [also 86]..... | 1968-70 |
| Hoffman, John, DE..... | 1969-70 |
| McNeil, Clifton, WR..... | 1971-72 |
| Holman, Willie, DE..... | 1973 |
| Fryer, Brian, WR..... | 1976-78 |
| McCrary, Greg, TE [also 84]..... | 1978, 81 |
| Warren, Don, TE..... | 1979-92 |
| Truitt, Dave, TE..... | 1987 |
| McGee, Tim, WR..... | 1993 |
| Ellard, Henry, WR..... | 1994-98 |
| Sellers, Mike, TE [also 45]..... | 1998-99 |
| Zelenka, Joe, TE..... | 2000 |
| McCants, Darnerien, WR..... | 2002-04 |
| Kozlowski, Brian, TE..... | 2005 |
| Lloyd, Brandon, WR..... | 2006-07 |
| Hankerson, Leonard, WR..... | 2011-14 |
| Jensen, Marcel, TE..... | 2015 |
| McCoy, Anthony, TE..... | 2015 |
| Davis, Vernon, TE..... | 2016-19 |
| Baugh, Marcus, TE..... | 2020 |

86

| | |
|---------------------------------|-------------|
| Meilinger, Steve, E..... | 1956-57 |
| Paluck, John, DE [also 85]..... | 1956, 59-65 |
| Briggs, Bill, DE..... | 1966-67 |

| | |
|-------------------------------------|-----------|
| McKeever, Marlin, LB [also 85]..... | 1968-70 |
| Biggs, Verlon, DE [also 89]..... | 1971-75 |
| Dowler, Boyd, WR..... | 1971 |
| Larson, Bill, TE..... | 1977 |
| McDaniel, John, WR [also 80]..... | 1978-80 |
| DuBois, Phil, TE..... | 1979-80 |
| Didier, Clint, TE..... | 1982-87 |
| Tice, Mike, TE..... | 1989 |
| Hobbs, Stephen, WR..... | 1990-92 |
| Shepherd, Leslie, WR..... | 1994-98 |
| Fryar, Irving, WR..... | 1999-2000 |
| Rasby, Walter, TE..... | 2001-02 |
| Jacobs, Taylor, WR..... | 2003 |
| Rasby, Walter, TE [6 games]..... | 2004 |
| Brown, Antonio, WR [9 games]..... | 2004 |
| Farris, Jimmy, WR..... | 2005 |
| Kozlowski, Brian, WR..... | 2006 |
| Caldwell, Reche, WR..... | 2007 |
| Davis, Fred, TE [also 83]..... | 2008-10 |
| Byrd, Dominique, TE..... | 2011 |
| Reed, Jordan, TE..... | 2013-19 |

87

| | |
|-----------------------------------|-------------|
| Goodnight, Clyde, E..... | 1949-50 |
| Barker, Ed, E..... | 1954 |
| Thomas, Ralph, E..... | 1955-56 |
| Khayat, Ed, DT [also 74]..... | 1957, 62-63 |
| Dugan, Fred, E..... | 1961-63 |
| Smith, Jerry, TE..... | 1965-77 |
| Brown, Charlie, WR..... | 1982-84 |
| Orr, Terry, TE [also 89]..... | 1986-90, 92 |
| Dunn, K.D., TE..... | 1987 |
| Middleton, Ron, TE [also 88]..... | 1988, 90-93 |
| Bell, Coleman, TE..... | 1994-95 |
| Thrash, James, WR [also 83]..... | 1997-2000 |
| Gardner, Rod, WR..... | 2001-04 |
| Johnson, Robert, TE..... | 2005 |
| Yoder, Todd, TE..... | 2006-09 |
| Williams, Roydell, WR..... | 2010 |
| Myers, Rob, TE..... | 2011 |
| Hamm, Je'Ron, TE..... | 2015 |
| Sprinkle, Jeremy, TE..... | 2017-20 |

88

| | |
|---------------------------------------|-------------|
| Hennessey, Jerry, DE..... | 1952-53 |
| Ostrowski, Chet, E..... | 1954-59 |
| Lasse, Dick, LB..... | 1960-61 |
| Richter, Pat, E..... | 1963-70 |
| Reed, Alvin, TE..... | 1973-75 |
| Buggs, Danny, WR..... | 1976-79 |
| Walker, Rick, TE..... | 1980-85 |
| Holloway, Derek, WR..... | 1986 |
| Frain, Todd, TE..... | 1986 |
| Middleton, Ron, TE [also 87]..... | 1988, 90-93 |
| Benson, Cliff, TE..... | 1987 |
| Shepard, Derrick, WR..... | 1987-88 |
| McEwen, Craig, TE [also 83]..... | 1987-88 |
| Caravello, Joe, TE..... | 1987-88 |
| Johnson, Billy [White Shoes], WR..... | 1988 |
| Johnson, Jimmie, TE..... | 1989-91 |
| Jenkins, James, TE..... | 1991-2000 |
| Thompson, Derrius, WR..... | 2001-02 |
| Royal, Robert, TE..... | 2003-05 |
| Fauria, Christian, TE..... | 2006 |
| Ecker, Tyler, TE..... | 2007 |
| Anderson, David, WR..... | 2011 |
| Garçon, Pierre, WR..... | 2012-16 |
| Flanagan, Matt, TE..... | 2018 |
| Hentges, Hale, TE..... | 2019 |
| Hemingway, Temarrick, TE..... | 2020 |

ALL-TIME JERSEY NUMBERS

89

| | |
|-----------------------------|----------------|
| Tereshinski, Joe, E | 1947-54 |
| Dee, Bob, E | 1957-58 |
| Gob, Art, E | 1959-60 |
| Aveni, John, K | 1961 |
| Smith, Hugh, E | 1962 |
| Collier, Jim, E | 1963 |
| Carpenter, Preston, E | 1964-66 |
| Carroll, Leo, DE (also 81) | 1969-70 |
| Biggs, Verlon, DE (also 86) | 1971-75 |
| Robinson, Dave, LB | 1973-74 |
| Haynes, Reggie, TE | 1978 |
| Richardson, Grady, TE | 1979-80 |
| Harrison, Kenny, WR | 1980 |
| Garrett, Alvin, WR | 1981-84 |
| Muhammad, Calvin, WR | 1984-85 |
| Verdin, Clarence, WR | 1986-87 |
| Orr, Terry, TE (also 87) | 1986-90, 91-93 |
| Dennison, Glenn, TE | 1987 |
| Allen, Anthony, WR | 1987 |
| Stanley, Walter, WR | 1990 |
| Horton, Ethan, TE | 1994 |
| Galbraith, Scott, TE | 1995-96 |
| Thomas, Chris, WR | 1997-99 |
| Flemister, Zeron, TE | 2000-03 |
| Moss, Santana, WR | 2005-14 |
| Carrier, Derek, TE | 2015-16 |
| Sims, Cam, WR | 2018-20 |

90

| | |
|----------------------------------|---------|
| Arnold, Walt, TE (also 84) | 1984 |
| Curtis, Bobby, LB | 1987 |
| Richardson, Huey, LB | 1992 |
| Graf, Rick, LB | 1993 |
| Stowe, Tyrone, LB | 1994 |
| Crews, Terry, LB | 1995 |
| Barnett, Troy, DT | 1996 |
| Lang, Kenard, DE | 1997-01 |
| Holsey, Bernard, DT | 2003 |
| Clemons, Nic, DL | 2005 |
| Buzbee, Alex, DE | 2007-08 |
| Jarmon, Jeremy, DE/LB | 2009-10 |
| Worthington, Doug, DE | 2012 |
| Beauharnais, Steve, LB (also 58) | 2014 |
| Brown, Everette, LB | 2014 |
| Paea, Stephen, DE | 2015 |
| Hood, Ziggy, DL | 2016-18 |
| Sweat, Montez, DE | 2019-20 |

91

| | |
|-----------------------------------|---------|
| Settles, Tony, LB | 1987 |
| Manusky, Greg, LB | 1988-90 |
| Collins, Shane, DE | 1992-94 |
| Vanderbeek, Matt, LB | 1995-96 |
| Mims, Chris, DT | 1997 |
| Hoelscher, David, DT | 1998 |
| Cowsette, Delbert, DT | 2001-02 |
| Upshaw, Regan, DE | 2003 |
| Killings, Cedric, DL | 2005 |
| Jackson, Rob, DE/LB (also 50, 98) | 2009 |
| Holliday, Vonnice, DE | 2010 |
| Kerrigan, Ryan, DE/OLB | 2011-20 |

92

| | |
|---------------------|---------|
| Smith, Hugh, WR | 1962 |
| Bunch, Derek, LB | 1987 |
| Nottage, Dexter, DE | 1994-96 |
| Duff, Jamal, DE | 1997-98 |
| DeLoach, Jerry, DT | 2001 |
| Gardner, Daryl, DT | 2002 |

| | |
|-------------------------|---------|
| Chase, Martin, DT | 2003 |
| Evans, Demetric, DL | 2004-08 |
| Haynesworth, Albert, DL | 2009-10 |
| Baker, Chris, DL | 2011-16 |
| McGee, Stacy, DL | 2017-18 |
| Lawrence, Devaroe, DT | 2020 |

93

| | |
|----------------------|---------|
| Meads, Johnny, LB | 1992 |
| Willis, Keith, DT | 1993 |
| Faulkner, Jeff, DT | 1993 |
| Boutte, Marc, DT | 1994-99 |
| Leverette, Otis, DE | 2001-02 |
| Zellner, Peppi, DL | 2003 |
| Daniels, Phillip, DL | 2004-10 |
| Balmer, Kentwan, DE | 2011 |
| Merling, Phillip, DE | 2013 |
| Murphy, Trent, LB | 2014-16 |
| Allen, Jonathan, DT | 2018-20 |

94

| | |
|-------------------------|-----------|
| Sagnella, Anthony, DT | 1987 |
| Wilson, Bobby, DT | 1991-94 |
| Gilbert, Sean, DT | 1996 |
| Stubblefield, Dana, DT | 1998-2000 |
| Jackson, Ladairis, DT | 2002 |
| Warner, Ron, DE | 2003-04 |
| Jones, Aki, DL | 2005 |
| Montgomery, Anthony, DT | 2006-09 |
| Carriker, Adam, DE | 2010-12 |
| Geathers, Clifton, DE | 2014 |
| Smith, Preston, LB | 2015-18 |
| Payne, Daron, DT | 2019-20 |

95

| | |
|-----------------------|---------|
| Benish, Dan, DT | 1987 |
| Gaines, William, DT | 1995-97 |
| Wilkinson, Dan, DT | 1998-02 |
| Dalton, Lionel, DL | 2003 |
| Salave'a, Joe, DL | 2004-06 |
| Wilson, Chris, DE | 2007-10 |
| Neild, Chris, NT | 2011-13 |
| Allen, Jonathan, DL | 2017 |
| Payne, Daron, DL | 2018 |
| Brailford, Jordan, LB | 2019 |
| Toohill, Casey, DE | 2020 |

96

| | |
|---------------------------|---------|
| Gibson, Alec, DE | 1987 |
| Hollinquest, Lamont, LB | 1993-94 |
| Owens, Rich, DE | 1995-97 |
| Williams, Tyrone, DE | 2001 |
| Scott, Greg, DE | 2002 |
| Russell, Darrell, DL | 2003 |
| Griffin, Cornelius, DL | 2004-09 |
| Kemoeatu, Ma'ake, NT | 2010 |
| Cofield, Jr., Barry, NT | 2011-14 |
| Bates, Houston, LB | 2015-16 |
| Jones, Arthur, DL | 2017 |
| McPhee, Pernell, LB | 2018 |
| Hester, Treyvon, DL | 2019 |
| Smith-Williams, James, DE | 2020 |

97

| | |
|-------------------------------|---------|
| Geathers, Jumpy, DT | 1990-92 |
| Palmer, Sterling, DE | 1993-96 |
| Bandison, Romeo, DT (also 72) | 1995-96 |
| Kinney, Kelvin, DE | 1997-98 |
| Wynn, Renaldo, DL | 2002-06 |

| | |
|----------------------------------|---------|
| Smith, Tyson, LB | 2008 |
| Alexander, Lorenzo, LB (also 79) | 2010-12 |
| Hatcher, Jason, DE | 2014-15 |
| Reyes, Kendall, DE | 2016 |
| McClain, Terrell, DL | 2017 |
| Settle, Tim, DT | 2018-20 |

98

| | |
|--------------------------------|---------|
| Martin, Steve, DE | 1987 |
| Barker, Tony, LB | 1992 |
| Woods, Tony, DE | 1994-96 |
| Russell, Twan, LB | 1997-99 |
| Armstead, Jessie, LB | 2002-03 |
| Marshall, Lemar, LB | 2004-06 |
| Jackson, Rob, DE (also 50, 91) | 2008 |
| Orakpo, Brian, LB/DE | 2009-14 |
| Knighton, Terrance, NT | 2015 |
| Ioannidis, Matt, DT | 2016-20 |

99

| | |
|---------------------------|---------|
| Saenz, Eddie, B | 1946-51 |
| Young, Wilbur, DE | 1981 |
| Karras, Ted, DT | 1987 |
| Rocker, Tracy, DT | 1989-90 |
| Buck, Jason, DE | 1991-93 |
| Stephens, Rod, LB | 1995-96 |
| Kuehl, Ryan, DT (also 78) | 1996-97 |
| Coleman, Marco, DE | 1999-01 |
| Haley, Jermaine, DL | 2003-04 |
| Carter, Andre, DE/LB | 2006-10 |
| Jenkins, Jarvis, DE | 2011-14 |
| Jean Francois, Ricky, DE | 2015-16 |
| Brantley, Caleb, DL | 2018-19 |
| Young, Chase, DE | 2020 |



ALL-TIME ROSTER

The following is a list of Washington players who have appeared in regular season or postseason play.

A

| | |
|---|------------------|
| Absher, Dick, LB, Maryland..... | 1967 |
| Adams, John, T, Notre Dame..... | 1945-49 |
| Adams, Willie, LB, New Mexico St..... | 1965-66 |
| Addison, Mario, LB, Troy..... | 2012 |
| Adickes, Mark, G, Baylor..... | 1990-91 |
| Adduci, Nick, B, Nebraska..... | 1954-55 |
| Aguirre, Joe, E, St. Mary's [CA]..... | 1941, 1943-45 |
| Akers, David, K, Louisville..... | 1998-99 |
| Akins, Frank, B, Washington St..... | 1943-46 |
| Alban, Dick, B, Northwestern..... | 1952-55 |
| Albright, Ethan, LS, North Carolina..... | 2001-09 |
| Aldrich, Ki, C, TCU..... | 1939-42, 1945-47 |
| Alexander, Adonis, CB/VT..... | 2018 |
| Alexander, Lorenzo, DL/LB, Cal..... | 2007-12 |
| Alexander, Patrise, DT, SW La..... | 1996-98 |
| Alexander, Shaun, RB, Alabama..... | 2008 |
| Alexander, Stephen, TE, Oklahoma..... | 1998-01 |
| Alford, Bruce, K, TCU..... | 1967 |
| Allen, Anthony, WR, Washington..... | 1987-88 |
| Allen, Jerry, B, Nebraska-Omaha..... | 1967-69 |
| Allen, John, C, Purdue..... | 1955-58 |
| Allen, Jonathan, DT, Alabama..... | 2017-20 |
| Allen, Kyle, QB, Houston..... | 2020-21 |
| Allen, Terry, RB, Clemson..... | 1995-98 |
| Alston, Mack, TE, Maryland St..... | 1970-72 |
| Amerson, David, CB, NC State..... | 2013-15 |
| Ananis, Vito, B, Boston College..... | 1945 |
| Anderson, Bill, E, Tennessee..... | 1958-63 |
| Anderson, Bob, RB, Colorado..... | 1975 |
| Anderson, Bruce, E, Williamette..... | 1970 |
| Anderson, David, WR, Colorado St..... | 2011 |
| Anderson, Erick, LB, Michigan..... | 1994 |
| Anderson, Gary, G, Stanford..... | 1980 |
| Anderson, Ryan, LB, Alabama..... | 2017-20 |
| Anderson, Stuart, LB, Virginia..... | 1982-85 |
| Anderson, Terry, WR, Bethune-Cookman..... | 1978 |
| Anderson, Willie "Flipper", WR, UCLA..... | 1996 |
| Andrako, Steve, C, Ohio St..... | 1940 |
| Apke, Troy, S, Penn St..... | 2018-20 |
| Apsit, Megs, B, USC..... | 1933 |
| Archer, David, QB, Iowa St..... | 1988 |
| Archuleta, Adam, S, Arizona St..... | 2006 |
| Arenz, Arnie, LB, St. Louis..... | 1934 |
| Ariri, Obed, K, Clemson..... | 1987 |
| Armstead, Jessie, LB, Miami [Fla.]..... | 2002-03 |
| Armstrong, Anthony, WR, West TX A&M..... | 2010-11 |
| Arneson, Jim, G, Arizona..... | 1975 |
| Arnold, Walt, TE, New Mexico..... | 1984 |
| Arrington, LaVar, LB, Penn St..... | 2000-05 |
| Artman, Corrie, T, Stanford..... | 1932 |
| Asher, Jamie, TE, Louisville..... | 1995-98 |
| Ashmore, Darryl, OL, Northwestern..... | 1996-97 |
| Atkeson, Dale, B, No College..... | 1954-56 |
| Atkins, Pervis, RB, New Mexico St..... | 1964-65 |
| Atkinson, Jess, K, Maryland..... | 1986-87 |
| Atogwe, Oshiomogho, S, Stanford..... | 2011 |
| Audet, Earl, T, USC..... | 1945 |
| Austin, Terrence, WR, UCLA..... | 2010-11 |
| Aveni, John, WR/K, Indiana..... | 1961 |
| Avery, Don, T, USC..... | 1946-47 |
| Avery, Jim, E, Northern Illinois..... | 1966 |

B

| | |
|--|---------|
| Bacon, Coy, DE, Jackson St..... | 1978-81 |
| Badaczewski, John, G, Western Reserve..... | 1949-51 |
| Badanjek, Rick, RB, Maryland..... | 1986 |
| Badet, Jeff..... | 2020 |

| | |
|--|---------------|
| Badger, Brad, G/T, Stanford..... | 1997-99 |
| Bagarus, Steve, RB, Notre Dame..... | 1945-46, 1948 |
| Bagdon, Ed, G, Michigan St..... | 1952 |
| Bailey, Champ, CB, Georgia..... | 1999-03 |
| Bailey, Robert, CB, Miami [Fla.]..... | 1995 |
| Baker, Chris, DL, Hampton..... | 2012-16 |
| Baker, Sam, K, Oregon St..... | 1953, 1956-59 |
| Balmer, Kentwan, DE, UNC..... | 2011 |
| Baltzell, Vic, DB, Southwestern [Kan.]..... | 1935 |
| Bandison, Romeo, DT, Oregon..... | 1995-96 |
| Bandy, Don, G, Tulsa..... | 1967-68 |
| Banks, Brandon, WR, Kansas St..... | 2010-12 |
| Banks, Brandon, DL, Charlotte..... | 2017 |
| Banks, Carl, LB, Michigan St..... | 1993 |
| Banks, Tony, QB, Michigan St..... | 2001 |
| Banks, Willie, G, Alcorn A&M..... | 1968-69 |
| Banta, Jack, RB, USC..... | 1941 |
| Barber, Peyton..... | 2020 |
| Barber, Ernie, C, San Francisco..... | 1945 |
| Barber, Jim, T, San Francisco..... | 1935-41 |
| Barber, Shawn, LB, Richmond..... | 1998-01 |
| Barefoot, Ken, E, Virginia Tech..... | 1968 |
| Barfield, Ken, T, Mississippi..... | 1954 |
| Barker, Bryan, P, Santa Clara..... | 2001-03 |
| Barker, Ed, E, Washington St..... | 1954 |
| Barker, Tony, LB, Rice..... | 1992 |
| Barnes, Billy Ray, RB, Wake Forest..... | 1962-63 |
| Barnes, Brandon, LB, Missouri..... | 2004 |
| Barnes, Kevin, CB, Maryland..... | 2009-11 |
| Barnes, Tomur, CB, North Texas..... | 1996 |
| Barnes, Walt, DT, Nebraska..... | 1966-68 |
| Barnett, Doug, DE, Azusa Pacific..... | 1985 |
| Barnett, Nick, LB, Oregon St..... | 2013 |
| Barnett, Steve, T, Oregon..... | 1964 |
| Barnett, Troy, DT, North Carolina..... | 1996 |
| Barnhardt, Tommy, P, UNC..... | 1988, 2000 |
| Barni, Roy, B, San Francisco..... | 1955-56 |
| Barnwell, Malcolm, WR, Virginia Union..... | 1985 |
| Barrington, Tom, B, Ohio St..... | 1966 |
| Barrow, Mike, LB, Miami [Fla.] (IR)..... | 2004 |
| Barry, Paul, B, Tulsa..... | 1953 |
| Bartel, Richard, QB, Tarleton St..... | 2009 |
| Bartos, Hank, G, North Carolina..... | 1938 |
| Bartos, Joe, B, Navy..... | 1950 |
| Bass, Mike, DB, Michigan..... | 1969-75 |
| Bassi, Dick, G, Santa Clara..... | 1937 |
| Bates, Houston, LB, Louisiana Tech..... | 2015-16 |
| Bates, Michael, KR, Arizona..... | 2001 |
| Batiste, D'Anthony, G, Louisiana-Laf..... | 2009 |
| Batiste, Michael, G, Tulane..... | 1998 |
| Battaglia, Marco, TE, Rutgers..... | 2001 |
| Battles, Cliff, B, West Virginia Wesleyan..... | 1932-37 |
| Baugh, Marcus, TE, Ohio State..... | 2020 |
| Baugh, Sam, QB, TCU..... | 1937-52 |
| Bauman, Rashad, CB, Oregon..... | 2002-03 |
| Baughan, Maxie, LB, Georgia Tech..... | 1974 |
| Bausch, Frank "Pete", C, Kansas..... | 1934-36 |
| Bayless, Martin, S, Bowling Green..... | 1994 |
| Beasley, Tom, DL, Virginia Tech..... | 1984-86 |
| Beatty, Ed, C, Mississippi..... | 1961 |
| Beauharnais, Steve, LB, Rutgers..... | 2014 |
| Beban, Gary, QB, UCLA..... | 1968-69 |
| Beck, John, QB, BYU..... | 2011 |
| Bedell, Brad, OL, Colorado..... | 2003 |
| Bedore, Tom, G, Pepperdine..... | 1944 |
| Bee, Ryan, DT, Marshall..... | 2019 |
| Beinor, Ed, T, Notre Dame..... | 1941-42 |
| Bell, Coleman, TE, Miami [Fla.]..... | 1995 |
| Bell, William, RB, Georgia Tech..... | 1994-96 |
| Bellamy, Josh, WR, Louisville..... | 2013 |
| Benish, Dan, DT, Clemson..... | 1987 |
| Benson, Cliff, TE, Purdue..... | 1987 |
| Bentley, Scott, K, Florida St..... | 2000 |
| Bergstrom, Tony, C/G, Utah..... | 2017-19 |

| | |
|---|------------------|
| Bernstine, Jordan, S, Iowa..... | 2012 |
| Berrang, Ed, E, Villanova..... | 1949-52 |
| Berschet, Merve, G, Illinois..... | 1954-55 |
| Betts, Ladell, RB, Iowa..... | 2002-08 |
| Bibbs, Kapri, RB, Colorado St..... | 2017-18 |
| Bidwell, Josh, P, Oregon..... | 2010 |
| Bigby, Keiron, WR, Brown..... | 1987 |
| Biggers, E.J., CB, Western Michigan..... | 2013-14 |
| Biggs, Verlon, DE, Jackson St..... | 1971-74 |
| Bingham, Guy, C, Montana..... | 1992-93 |
| Birlem, Keith, B, San Jose St..... | 1939 |
| Black, Jordan, T, Notre Dame..... | 2012 |
| Blackmon, Will, CB/S, Boston College..... | 2015-16 |
| Blades, H.B., LB, Pittsburgh..... | 2007-10 |
| Blanchard, Cary, K, Oklahoma St..... | 1998 |
| Blanton, Scott, K, Oklahoma..... | 1996-98 |
| Boensch, Fred, G, Stanford..... | 1947-48 |
| Boll, Don, T, Nebraska..... | 1953-59 |
| Bond, Chuck, T, Washington..... | 1937-38 |
| Bond, Jordan, T, Washington..... | 1938 |
| Bonner, Brian, LB, Minnesota..... | 1989 |
| Boose, Dorian, DE, Washington St..... | 2001 |
| Border, Breon, CB, Duke..... | 2019 |
| Bosch, Frank, DT, Colorado..... | 1968-70 |
| Boschetti, Ryan, DL, UCLA..... | 2004-08 |
| Bosseler, Don, B, Miami [Fla.]..... | 1957-64 |
| Bostic, Jeff, C, Clemson..... | 1980-93 |
| Bostic, Jon, LB, Florida..... | 2019-20 |
| Boswell, Ben, T, TCU..... | 1934 |
| Boutte, Marc, DT, LSU..... | 1994-99 |
| Bowanko, Luke, T, Virginia..... | 2018 |
| Bowen, Alvin, LB, Iowa St..... | 2009 |
| Bowen, Matt, S, Iowa..... | 2003-05 |
| Bowen, Stephen, DE, Hofstra..... | 2011-14 |
| Bowie, Larry, FB, Georgia..... | 1996-99 |
| Bowles, Todd, S, Temple..... | 1986-90, 92-93 |
| Boykin, Deral, S, Louisville..... | 1994 |
| Braatz, Tom, DE, Marquette..... | 1957-59 |
| Bradley, Harold, E, Elon..... | 1938-39 |
| Bragg, Mike, P, Richmond..... | 1968-79 |
| Brailford, Jordan, DE, Oklahoma St..... | 2019-20 |
| Branch, Bruce, KR, Penn St..... | 2002 |
| Branch, Reggie, RB, East Carolina..... | 1985-89 |
| Brandes, John, TE, Cameron..... | 1990-92 |
| Brandt, David, DL, Michigan..... | 2001 |
| Brantley, Caleb, DL, Florida..... | 2018-19 |
| Brantley, John, LB, Georgia..... | 1992 |
| Breding, Ed, LB, Texas A&M..... | 1967-68 |
| Breedlove, Rod, LB, Maryland..... | 1960-64 |
| Breeland, Bashaud, CB, Clemson..... | 2014-17 |
| Brennan, Colt, QB, Hawaii..... | 2008-09 |
| Brewer, Homer, B, Mississippi..... | 1960 |
| Briggs, Bill, DE, Iowa..... | 1966-67 |
| Briggs, Bob, B, Central Oklahoma St..... | 1965 |
| Brilz, Darrick, G, Oregon St..... | 1987 |
| Briscoe, Dezmon, WR, Kansas..... | 2012 |
| Brito, Gene, DE, Loyola [CA]..... | 1951-53, 1955-58 |
| Britt, Ed, B, Holy Cross..... | 1936-37 |
| Britt, Oscar, G, Mississippi..... | 1946 |
| Brohm, Jeff, QB, Louisville..... | 1995 |
| Brooks, Bill, WR, Boston University..... | 1996 |
| Brooks, Durant, P, Wake Forest..... | 2008 |
| Brooks, Perry, DT, Southern..... | 1978-84 |
| Brooks, Reggie, RB, Notre Dame..... | 1993-95 |
| Broughton, Nehemiah, RB, Citadel..... | 2005-07 |
| Brown, Antonio, WR, West Virginia..... | 2004-05 |
| Brown, Buddy, G, Arkansas..... | 1951-52 |
| Brown, Charlie, WR, SC St..... | 1982-84 |
| Brown, Dan, E, Villanova..... | 1950 |
| Brown, Doug, DT, Simon Fraser..... | 1998-99 |
| Brown, Eddie, S, Tennessee..... | 1975-77 |
| Brown, Everette, LB, Florida St..... | 2014 |
| Brown, Hardy, LB, Tulsa..... | 1950 |
| Brown, Jamie, T, Florida A&M..... | 1999 |

ALL-TIME ROSTER

| | |
|--|------------------|
| Brown, Jammal, T, Oklahoma..... | 2010-11 |
| Brown, Larry, RB, Kansas St..... | 1969-76 |
| Brown, Mack, RB, Florida..... | 2016-17 |
| Brown, Ray, G, Arkansas St..... | 1989-95, 2004-05 |
| Brown, Rufus, CB, Florida St..... | 2004 |
| Brown, Tom, DB, Maryland..... | 1969 |
| Brown, Tony, WR, Colorado..... | 2020 |
| Brown, Wilbert, OL, Houston..... | 2002 |
| Brown, Zach, LB, North Carolina..... | 2017-18 |
| Brownlow, Darrick, LB, Illinois..... | 1995-96 |
| Brueckman, Charley, C, Pittsburgh..... | 1958 |
| Brundige, Bill, DE, Colorado..... | 1970-77 |
| Brunell, Mark, QB, Washington..... | 2004-07 |
| Brunet, Bob, RB, Louisiana Tech..... | 1968, 1970-77 |
| Bruton Jr., David, S, Notre Dame..... | 2016 |
| Bryant, Anthony, DL, Alabama..... | 2010 |
| Bryant, Kelvin, RB, North Carolina..... | 1986-88, 1990 |
| Bryant, Trent, CB, Arkansas..... | 1981 |
| Buchanan, Phillip, CB, Miami (Fla.)..... | 2010-11 |
| Buck, Jason, DE, BYU..... | 1991-93 |
| Buckley, Curtis, CB, East Texas St..... | 1999-2000 |
| Budd, Frank, WR, Villanova..... | 1963 |
| Buggs, Danny, WR, West Virginia..... | 1976-79 |
| Bukich, Rudy, QB, USC..... | 1957-58 |
| Buksar, George, B, Purdue..... | 1951-52 |
| Bunch, Derek, LB, Michigan St..... | 1987 |
| Burks, Shawn, LB, LSU..... | 1986 |
| Burman, George, G, Northwestern..... | 1971-72 |
| Burmeister, Danny, S, UNC..... | 1987 |
| Burnett, Chester, LB, Arizona..... | 1998 |
| Burrell, John, WR, Rice..... | 1966-67 |
| Burton, Michael, FB..... | 2019 |
| Busich, Sam, E, Ohio St..... | 1936 |
| Butkus, Carl, T, George Washington..... | 1948 |
| Butler, Crezdon, CB, Clemson..... | 2012 |
| Butsko, Harry, LB, Maryland..... | 1963 |
| Butz, Dave, DT, Purdue..... | 1975-88 |
| Buzbee, Alex, DE, Georgetown..... | 2007-08 |
| Byner, Earnest, RB, East Carolina..... | 1989-93 |
| Byrd, Dominique, TE, USC..... | 2011 |

C

| | |
|--|---------|
| Cafego, George, QB, Tennessee..... | 1943 |
| Caldwell, Ravin, LB, Arkansas..... | 1987-92 |
| Caldwell, Reche, WR, Florida..... | 2007 |
| Campbell, Jason, QB, Auburn..... | 2005-09 |
| Campbell, Jesse, S, NC State..... | 1997-98 |
| Campbell, Khary, LB, Bowling Green..... | 2004-08 |
| Campbell, Matt, OL, South Carolina..... | 2001 |
| Campiglio, Bob, B, W. Liberty St..... | 1933 |
| Campofreda, Nick, C, Western Maryland..... | 1944 |
| Campora, Don, T, Pacific..... | 1953 |
| Canidate, Trung, RB, Arizona..... | 2003 |
| Caravello, Joe, TE, Tulane..... | 1987-88 |
| Carlson, Mark, T, S. Connecticut St..... | 1987 |
| Carpenter, Brian, CB, Michigan..... | 1983-84 |
| Carpenter, Preston, E, Arkansas..... | 1964-66 |
| Carr, Jim, LB, Morris Harvey..... | 1964-65 |
| Carriker, Adam, DE, Nebraska..... | 2010-12 |
| Carrier, Derek, TE, Beloit..... | 2015-16 |
| Carrier, Mark, FS, USC..... | 2000 |
| Carroll, Jim, LB, Notre Dame..... | 1966-68 |
| Carroll, Leo, DE, San Diego St..... | 1969-70 |
| Carroll, Vic, T, Nevada..... | 1936-42 |
| Carson, John, E, Georgia..... | 1954-59 |
| Carter, Alex, RB, Stanford..... | 2018 |
| Carter, Andre, DE, California..... | 2006-10 |
| Carter, Chris, LB, Fresno St..... | 2017 |
| Carter, Ki-Jana, RB, Penn St..... | 2001 |
| Carter, Tom, CB, Notre Dame..... | 1993-96 |
| Cartwright, Rock, RB, Kansas St..... | 2002-08 |
| Casares, Rick, RB, Florida..... | 1965 |
| Caster, Rich, TE, Jackson St..... | 1981-82 |

| | |
|---|---------------|
| Castiglia, Jim, B, Georgetown..... | 1947-48 |
| Catalina, Tyler, G, Georgia..... | 2017 |
| Catanho, Al, LB, Rutgers..... | 1996 |
| Centers, Larry, RB, Stephen F. Austin..... | 1999-2000 |
| Chamberlain, Byron, TE, Wayne St..... | 2003 |
| Chandler, Jeff, K, Florida..... | 2004 |
| Charles, Saahdiq, OL, LSU..... | 2020 |
| Chase, Martin, DT, Oklahoma..... | 2003 |
| Cherne, Hal, T, DePaul..... | 1933 |
| Cherry, Raphael, S, Hawaii..... | 1985 |
| Chesson, Jehu, WR, Michigan..... | 2018 |
| Chester, Chris, G, Oklahoma..... | 2011-14 |
| Cheverko, George, B, Ohio St..... | 1948 |
| Choice, Tashard, RB, Georgia Tech..... | 2011 |
| Christian, Geron, T, Louisville..... | 2018-20 |
| Christensen, Erik, E, Richmond..... | 1956 |
| Churchwell, Don, T, Mississippi..... | 1959 |
| Cichowski, Gene, B, Indiana..... | 1958-59 |
| Cifers, Ed, E, Tennessee..... | 1941-42, 1946 |
| Clair, Frank, E, Ohio St..... | 1941 |
| Claitt, Rickey, FB, Bethune-Cookman..... | 1980-81 |
| Clark, Algy, DB, Ohio St..... | 1932 |
| Clark, Devin, OL, New Mexico..... | 2008 |
| Clark, Gary, WR, James Madison..... | 1985-92 |
| Clark, Jim, G, Oregon..... | 1952-53 |
| Clark, Mike, DE, Florida..... | 1981 |
| Clark, Ryan, DB, LSU..... | 2004-05, 14 |
| Clay, Billie, B, Mississippi..... | 1966 |
| Clay, Ozzie, B, Iowa St..... | 1964 |
| Clemmings, T.J., T, Pittsburgh..... | 2017 |
| Clemons, Chris, LB, Georgia..... | 2003-05 |
| Clemons, Nic, DL, Georgia..... | 2005 |
| Clifton, Gregory, WR, Johnson C. Smith..... | 1993 |
| Clinton-Dix, Ha Ha, S, Alabama..... | 2018 |
| Cloud, John, B, William & Mary..... | 1952-53 |
| Cochran, Tom, B, Auburn..... | 1949 |
| Cofey, Joe, S, Tennessee..... | 1987 |
| Coffey, Ken, S, SW Texas St..... | 1983-86 |
| Cofield, Jr., Barry, NT, Northwestern..... | 2011-14 |
| Coia, Angelo, WR, USC..... | 1964-65 |
| Coleman, Ben, OL, Wake Forest..... | 2001 |
| Coleman, Greg, P, Florida A&M..... | 1988 |
| Coleman, Marco, DE, Georgia Tech..... | 1999-01 |
| Coleman, Monte, LB, Central Arkansas..... | 1979-94 |
| Coles, Laveranues, WR, Florida St..... | 2003-04 |
| Collier, Jim, E, Arkansas..... | 1963 |
| Collins, Andre, LB, Penn St..... | 1990-94 |
| Collins, Landon, S, Alabama..... | 2019-20 |
| Collins, Paul (Rip), E, Pittsburgh..... | 1932-35 |
| Collins, Shane, DE, Arizona St..... | 1992-94 |
| Collins, Todd, QB, Michigan..... | 2006-09 |
| Colvin, Aaron, CB, Oklahoma..... | 2019-20 |
| Compton, Tom, T, South Dakota..... | 2013-15 |
| Compton, Will, LB, Nebraska..... | 2013-17 |
| Concannon, Rick, G, NYU..... | 1934-36 |
| Condit, Merle, B, Carnegie Tech..... | 1945 |
| Conklin, Cary, QB, Washington..... | 1990-93 |
| Conkright, Bill, C, Oklahoma..... | 1943 |
| Connell, Albert, WR, Texas A&M..... | 1997-2000 |
| Connell, Mike, P, Cincinnati..... | 1980-81 |
| Conway, Brett, K, Penn St..... | 1998-02 |
| Cook, Anthony, DE, South Carolina St..... | 1999 |
| Cook, Erik, OL, New Mexico..... | 2011 |
| Cooley, Chris, TE, Utah St..... | 2004-12 |
| Cooper, Jonathan, G, North Carolina..... | 2018 |
| Copeland, Anthony, LB, Louisville..... | 1987 |
| Copeland, Danny, S, Eastern Kentucky..... | 1991-93 |
| Corbitt, Don, C, Arizona..... | 1948 |
| Cortez, Jose, K, Oregon St..... | 2002 |
| Coupee, Al, B, Iowa..... | 1946 |
| Cousins, Kirk, QB, Michigan St..... | 2012-17 |
| Cowne, John, C, Virginia Tech..... | 1987 |
| Cowsette, Del, DT, Maryland..... | 2001-02 |
| Cox, Bill, B, Duke..... | 1951-52, 1955 |

| | |
|--|------------|
| Cox, Steve, P, Arkansas..... | 1985-88 |
| Coyle, Eric, C, Colorado..... | 1987 |
| Crabb, Claude, CB, Colorado..... | 1962-63 |
| Crane, Dennis, DT, USC..... | 1968-69 |
| Crawford, Richard, CB, SMU..... | 2012 |
| Cravens, Su'a, S, USC..... | 2016 |
| Crews, Terry, LB, Western Michigan..... | 1995 |
| Crisler, Harold, E, San Jose St..... | 1948-49 |
| Crissy, Cris, WR, Princeton..... | 1981 |
| Croftcheck, Don, G, Indiana..... | 1965-66 |
| Cronan, Peter, LB, Boston College..... | 1981-85 |
| Cronin, Gene, DE, Pacific..... | 1961-62 |
| Crossan, Dave, C, Maryland..... | 1965-69 |
| Crotty, Jim, B, Notre Dame..... | 1960-61 |
| Crow, Orien, C, Haskell Indian School..... | 1934 |
| Crowder, Jamison, WR, Duke..... | 2015-18 |
| Crutchfield, Buddy, CB, NC Central..... | 1998 |
| Cudzik, Walt, C, Purdue..... | 1954 |
| Culliver, Chris, CB, South Carolina..... | 2015 |
| Cundiff, Billy, K, Drake..... | 2012 |
| Cunningham, Doug, RB, Mississippi..... | 1974 |
| Cunningham, Jerome, TE, Southern Conn. St..... | 2019 |
| Cunningham, Jim, RB, Pittsburgh..... | 1961-63 |
| Curl, Kamren, S, Arkansas..... | 2020 |
| Curtis, Bobby, LB, Savannah St..... | 1987 |
| Curtis, Mike, LB, Duke..... | 1977-78 |
| Curtis, Travis, S, West Virginia..... | 1988, 1991 |

D

| | |
|---|---------------|
| Cvercko, Andy, G, Northwestern..... | 1963 |
| Dahl, Bob, G, Notre Dame..... | 1996-97 |
| Dale, Roland, E, Mississippi..... | 1950 |
| Daniels, Calvin, LB, North Carolina..... | 1986 |
| Daniels, LeShun, RB, Iowa..... | 2017 |
| Daniels, Phillip, DL, Georgia..... | 2004-10 |
| Dalton, Lionel, DT, Eastern Michigan..... | 2003 |
| Darby, Ronald, CB, Florida State..... | 2020 |
| Darre, Bernie, G, Tulane..... | 1961 |
| Davidson, Ben, DT, Washington..... | 1962-63 |
| Davis, Akeem, S, Memphis..... | 2014 |
| Davis, Andy, B, George Washington..... | 1952 |
| Davis, Brian, CB, Nebraska..... | 1987-90 |
| Davis, Fred, T, Alabama..... | 1941-42, 1945 |
| Davis, Fred, TE, USC..... | 2008-13 |
| Davis, Jack, G, Maryland..... | 1960 |
| Davis, Ja'Gared, LB, SMU..... | 2014 |
| Davis, James, RB, Clemson..... | 2010 |
| Davis, Robert, WR, Georgia St..... | 2017 |
| Davis, Stephen, RB, Auburn..... | 1996-02 |
| Davis, Vernon, TE, Maryland..... | 2016-19 |
| Davis, Wayne, DB, Indiana St..... | 1989-90 |
| Davis Sr., Thomas, LB, Georgia..... | 2020 |
| Davlin, Mike, T, San Francisco..... | 1955 |
| Day, Eagle, QB, Mississippi..... | 1959-60 |
| Deal, Rufus, B, Auburn..... | 1942 |
| Dean, Fred, G, Texas Southern..... | 1978-82 |
| Dean, Vernon, CB, San Diego St..... | 1982-87 |
| de la Puente, Brian, C, California..... | 2015 |
| DeCarlo, Art, DB, Georgia..... | 1956-57 |
| DeCorrevont, Bill, B, Northwestern..... | 1945 |
| Dee, Bob, DE, Holy Cross..... | 1957-58 |
| Deeks, Don, T, Washington..... | 1947 |
| DeFrance, Chris, WR, Arizona St..... | 1979 |
| DeFruiter, Bob, B, Nebraska..... | 1945-47 |
| Dekker, Al, WR, Michigan St..... | 1953 |
| Delaney, Dee, CB, Miami..... | 2019 |
| Deloplane, Jack, RB, Salem College..... | 1978 |
| DeMao, Al, C, Duquesne..... | 1945-53 |
| DeMulling, Rick, OL, Idaho..... | 2007 |
| Dennis, Pat, DB, Louisiana Monroe..... | 2004 |
| Dennison, Glenn, TE, Miami (Fla.)..... | 1987 |
| Denson, Moses, RB, MD Eastern Shore..... | 1974-75 |
| Denton, Tim, CB, Sam Houston St..... | 1998-99 |

ALL-TIME ROSTER

| | |
|---|------------------|
| Dess, Darrell, G, North Carolina St. | 1965-66 |
| Didier, Clint, TE, Portland St. | 1982-87 |
| Didion, John, LB, Oregon St. | 1969-70 |
| Dishman, Chris, CB, Purdue | 1997-98 |
| Dockery, Derrick, OL, Texas | 2003-06, 2009-10 |
| Doctson, Josh, WR, TCU | 2016-18 |
| Doering, Chris, WR, Florida | 2002 |
| Doering, Jason, S, Wisconsin | 2004 |
| Doll, Don, DE, USC | 1953 |
| Donnalley, Rick, C, North Carolina | 1984-85 |
| Doolan, John, B, Georgetown | 1945 |
| Dorow, Al, QB, Michigan St. | 1954-56 |
| Dotson, Santana, DL, Baylor | 2002 |
| Doughty, Reed, S, Northern Colorado | 2006-13 |
| Dow, Ken, B, Oregon St. | 1941 |
| Dowda, Harry, DB, Wake Forest | 1949-53 |
| Dowler, Boyd, WR, Colorado | 1971 |
| Downey, Patrick, OL, New Hampshire | 2002 |
| Drake, Troy, T, Indiana | 1998 |
| Drakeford, Tyrone, CB, Virginia Tech | 2000 |
| Drazenovich, Chuck, LB, Penn St. | 1950-59 |
| Dubinetz, Greg, G, Yale | 1979 |
| DuBois, Phil, TE, San Diego St. | 1979-80 |
| Duckett, T.J., RB, Michigan St. | 2006 |
| Duckworth, Joe, E, Colgate | 1947 |
| Ducres, Greg, CB, Washington | 2014 |
| Dudley, Bill, RB, Virginia | 1950-51, 1953 |
| Duff, Jamal, DE, San Diego St. | 1997-98 |
| Dugan, Fred, WR, Dayton | 1961-63 |
| Duich, Steve, G, San Diego St. | 1969 |
| Dukes, Chad, RB, Pittsburgh | 2000 |
| Dunbar, Quinton, CB, Florida | 2015-19 |
| Duncan, Leslie, DB, Jackson St. | 1971-73 |
| Dunn, Casey, OL, Auburn | 2018-19 |
| Dunn, Coye, B, USC | 1943 |
| Dunn, K.D., TE, Clemson | 1987 |
| Dupard, Reggie, RB, SMU | 1989-90 |
| Dusek, Brad, LB, Texas A&M | 1974-81 |
| Dwyer, Jack, DB, Loyola [CA] | 1951 |
| Dye, Les, E, Syracuse | 1944-45 |
| Dyer, Henry, RB, Grambling St. | 1969-70 |

E

| | |
|--|---------|
| East, Andrew, LS, Vanderbilt | 2018 |
| Ecker, Enrique, T, John Carroll | 1952 |
| Ecker, Tyler, TE, Michigan | 2007 |
| Edwards, Brad, S, South Carolina | 1990-93 |
| Edwards, Turk, T, Washington St. | 1932-40 |
| Edwards, Weldon, T, TCU | 1948 |
| Eilers, Pat, DB, Notre Dame | 1992-94 |
| Elewonibi, Moe, T, BYU | 1990-93 |
| Elisara, Pita, OL, Indiana | 2003 |
| Ellard, Henry, WR, Fresno St. | 1994-98 |
| Elliott, Matt, C, Michigan | 1992 |
| Ellis, Ed, T, Buffalo | 2000 |
| Ellstrom, Marv, B, Oklahoma | 1943 |
| Ellstrom, Swede, FB, Oklahoma | 1934 |
| Elmore, Doug, DB, Mississippi | 1962 |
| Elter, Leo, RB, Duquesne | 1955-57 |
| Ertman, Steve, DT, Washington | 1997 |
| Erhardt, Clyde, C, Georgia | 1946-49 |
| Erickson, Carl, C, Washington | 1938-39 |
| Ervin, Ricky, RB, USC | 1991-94 |
| Espy, Mike, WR, Mississippi | 2006-07 |
| Etherly, David, CB, Portland St. | 1987 |
| Eubanks, John, CB, Southern Miss. | 2006-07 |
| Evans, Charles, RB, USC | 1974 |
| Evans, Demetric, DL, Georgia | 2004-08 |
| Evans, Josh, S, Florida | 2016 |
| Evans, Greg, S, TCU | 1998 |
| Evans, Leomont, S, Clemson | 1996-99 |
| Evans, Reggie, RB, Richmond | 1983 |
| Everett, Deshaun, CB/S, Texas A&M | 2015-20 |

F

| | |
|--|------------------|
| Fabini, Jason, OL, Cincinnati | 2007-08 |
| Fanaika, Paul, G, Arizona St. | 2009 |
| Fanucci, Mike, DE, Arizona St. | 1972 |
| Farkas, Andy, FB, Detroit | 1938-44 |
| Farman, Dick, G, Washington St. | 1939-43 |
| Farmer, Tom, B, Iowa | 1947-48 |
| Farris, Jimmy, WR, Montana | 2005, 07 |
| Faulkner, Jeff, DE, Southern | 1993 |
| Fauria, Christian, TE, Colorado | 2006 |
| Feagin, Tom, G, Houston | 1963 |
| Felber, Nip, E, North Dakota | 1932 |
| Felton, Ralph, LB, Maryland | 1954-60 |
| Ferguson, Josh, RB, Illinois | 2019 |
| Ferris, Neil, DB, Loyola [CA] | 1951-52 |
| Fields, Carlos, LB, Winston-Salem St. | 2015 |
| Filchok, Frank, QB, Indiana | 1938-41, 1944-45 |
| Fiore, Dave, OL, Hofstra | 2003 |
| Fincher, Alfred, LB, Connecticut | 2008 |
| Fiorentino, Al, G, Boston College | 1943-44 |
| Fischer, Mark, C, Purdue | 1998-01 |
| Fischer, Pat, CB, Nebraska | 1968-77 |
| Fisher, Bob, T, USC | 1940 |
| Flanagan, Matt, TE, Pittsburgh | 2018 |
| Flemister, Zeron, TE, Iowa | 2000-03 |
| Fletcher, Derrick, G, Baylor | 2000 |
| Fletcher, London, LB, John Carroll | 2007-13 |
| Flick, Tom, QB, Washington | 1981 |
| Flores, Mike, DT, Louisville | 1995 |
| Flowers, Ereck, G, Miami | 2019 |
| Flowers, Richmond, QB, Duke | 2002 |
| Floyd, Michael, WR, Notre Dame | 2018 |
| Foltz, Vernon, C, St. Vincent's | 1944 |
| Forbath, Kai, K, UCLA | 2012-15 |
| Forte, Ike, RB, Arkansas | 1978-80 |
| Foster, Mason, LB, Washington | 2015-18 |
| Foster, Robert, WR, Alabama | 2020 |
| Fox, Keyaron, LB, Georgia Tech | 2011 |
| Fox, Vernon, S, Fresno St. | 2006-07 |
| Fox, Dion, LB, James Madison | 1995 |
| Frahm, Dick, B, Nebraska | 1935 |
| Frain, Todd, TE, Nebraska | 1986 |
| Francis, A.J., DL, Maryland | 2017 |
| Francis, Dave, FB, Ohio St. | 1963 |
| Francis, James, LB, Baylor | 1999 |
| Frankian, Ike, E, St. Mary's | 1933 |
| Franklin, Orlando, T, Miami [Fla.] | 2017 |
| Franz, Todd, DB, Tulsa | 2002-04 |
| Frazier, Frank, G, Miami [Fla.] | 1987 |
| Freeman, Bob, DB, Auburn | 1962 |
| Frerotte, Gus, QB, Tulsa | 1994-98 |
| Friedman, Lennie, OL, Duke | 2003-04 |
| Friesz, John, QB, Idaho | 1994 |
| Frisch, Dave, TE, Colorado St. | 1997 |
| Fritsch, Ted, C, St. Norbert | 1976-79 |
| Frost, Derrick, P, Northern Iowa | 2005-07 |
| Fryar, Irving, WR, Nebraska | 1999-2000 |
| Fugett, Brian, WR, Alberta [Canada] | 1976-78 |
| Fugett, Jean, TE, Amherst | 1976-79 |
| Fulcher, Bill, G, Georgia Tech | 1956-58 |
| Fuller, Kendall, CB, Virginia Tech | 2016-17, 2020 |
| Fuller, Kyle, OL, Baylor | 2018 |
| Fuller, Larry, B, No College | 1944-45 |

G

| | |
|------------------------------------|---------|
| Gaffney, Jabar, WR, Florida | 2011 |
| Gaffney, Jim, B, Tennessee | 1945-46 |
| Gage, Steve, S, Tulsa | 1987-88 |
| Gaines, William, DT, Florida | 1995-97 |
| Galbraith, Scott, TE, USC | 1995-96 |
| Galette, Junior, LB, Stillman | 2017 |

| | |
|--|------------------|
| Galloway, Joey, WR, Ohio St. | 2010 |
| Gannon, Rich, QB, Delaware | 1993 |
| Gandy-Golden, Antonio, WR, Liberty | 2020 |
| Gano, Graham, K, Florida St. | 2009-11 |
| Ganther, Quinton, RB, Utah | 2009 |
| Garçon, Pierre, WR, Mount Union | 2012-16 |
| Gardener, Daryl, DT, Baylor | 2002 |
| Gardner, Rod, WR, Clemson | 2001-04 |
| Garner, Dwight, RB, California | 1986 |
| Garnett, Joshua, G, Stanford | 2020 |
| Garrett, Alvin, WR, Angelo St. | 1981-84 |
| Garvin, Terence, LB, West Virginia | 2016 |
| Garzoni, Mike, B, USC | 1947 |
| Gatewood, Curtis, LB, Vanderbilt | 2009 |
| Geathers, Clifton, DE, South Carolina | 2014 |
| Geathers, James, DT, Wichita St. | 1990-92 |
| Geisinger, Justin, G, Vanderbilt | 2008 |
| Gentry, Lee, B, Tulsa | 1941 |
| George, Jeff, QB, Illinois | 2000-01 |
| German, Jim, QB, Centre College | 1939 |
| Gesek, John, C, Cal St. Sacramento | 1994-95 |
| Gettis, Adam, G, Iowa | 2013 |
| Giaquinto, Nick, RB, Connecticut | 1981-83 |
| Gibson, Alec, DT, Illinois | 1987 |
| Gibson, Antonio, RB, Memphis | 2020 |
| Gibson, Joe, B, Tulsa | 1943 |
| Gilbert, Sean, DT, Pittsburgh | 1996 |
| Gillespie, Robert, RB, Florida | 2002 |
| Gilmer, Harry, QB, Alabama | 1948-54 |
| Givens, Reggie, LB, Penn St. | 2000 |
| Glick, Gary, DB, Colorado A&M | 1959-61 |
| Gob, Art, E, Pittsburgh | 1959-60 |
| Godfrey, Randall, LB, Georgia | 2007 |
| Gogolak, Charlie, K, Princeton | 1966-68 |
| Goldson, Dashon, S, Washington | 2015 |
| Golston, Kedric, DT, Georgia | 2006-16 |
| Gomes, DeJon, S, Nebraska | 2011-12 |
| Goodburn, Kelly, P, Emporia St. | 1990-93 |
| Goode, Bob, RB, Texas A&M | 1949-51, 1954-55 |
| Goodnight, Clyde, E, Tulsa | 1949-50 |
| Goodyear, John, B, Marquette | 1942 |
| Goosby, Tom, G, Baldwin-Wallace | 1966 |
| Gouveia, Kurt, LB, BYU | 1987-94, 99 |
| Graf, Dave, LB, Penn St. | 1981 |
| Graf, Rick, LB, Wisconsin | 1993 |
| Graham, Don, LB, Penn St. | 1989 |
| Graham, Kent, QB, Ohio St. | 2001 |
| Grant, Alan, CB, Stanford | 1994 |
| Grant, Bob, LB, Wake Forest | 1971 |
| Grant, Darryl, DT, Rice | 1981-90 |
| Grant, Frank, WR, S. Colorado St. | 1973-78 |
| Grant, Orantes, LB, Georgia | 2002-03 |
| Grant, Ryan, RB, Notre Dame | 2012 |
| Grant, Ryan, WR, Tulane | 2014-17 |
| Gray, Bill, G, Oregon St. | 1947-48 |
| Green, Darrell, CB, Texas A&I | 1983-02 |
| Green, Jacques, WR, Florida | 2002 |
| Green, Mike, S, Northwestern St. | 2008 |
| Green, Robert, RB, William & Mary | 1992 |
| Green, Tony, RB, Florida | 1978 |
| Green, Trent, QB, Indiana | 1995-98 |
| Greer, Donovan, CB, Texas A&M | 2001 |
| Griffin, Cedric, CB, Texas | 2012 |
| Griffin, Cornelius, DT, Alabama | 2004-08 |
| Griffin, Keith, RB, Miami [Fla.] | 1984-88 |
| Griffin III, Robert, QB, Baylor | 2012-15 |
| Grimm, Dan, C, Colorado | 1969 |
| Grimm, Russ, G, Pittsburgh | 1981-91 |
| Grossman, Rex, QB, Florida | 2010-11 |
| Guglielmi, Ralph, QB, Notre Dame | 1955, 1958-60 |
| Guice, Derrius, RB, LSU | 2018-19 |
| Gulledge, David, FS, Jacksonville St. | 1992 |
| Gumbs, Jose, S, Monmouth | 2013 |
| Gundlach, Herman, G, Harvard | 1935 |

ALL-TIME ROSTER

H

| | |
|---|---------------|
| Hackbart, Dale, DB, Wisconsin..... | 1961-63 |
| Hageman, Fred, C, Kansas..... | 1961-64 |
| Haight, Mike, T, Iowa..... | 1992 |
| Haines, Kris, WR, Notre Dame..... | 1979 |
| Haji-Sheikh, Ali, K, Michigan..... | 1987 |
| Haley, Dick, DB, Pittsburgh..... | 1959-60 |
| Haley, Jermaine, DT, Butte College..... | 2003-04 |
| Hall, DeAngelo, CB/S, Virginia Tech..... | 2008-17 |
| Hall, Galen, RB, Penn St..... | 1962 |
| Hall, John, K, Wisconsin..... | 2003-06 |
| Hall, Windlan, DB, Arizona St..... | 1977 |
| Ham, Derrick, DE, Miami [Fla.]..... | 2000 |
| Hamdan, Gibran, QB, Indiana..... | 2003 |
| Hamel, Dean, DT, Tulsa..... | 1985-88 |
| Hamilton, Justin, S, Virginia Tech..... | 2008 |
| Hamilton, Malcolm, LB, Baylor..... | 1998-99 |
| Hamilton, Rick, LB, Central Florida..... | 1993-94 |
| Hamilton, Shaun Dion, LB, Alabama..... | 2018-20 |
| Hamilton, Steve, DE, East Carolina..... | 1985-88 |
| Hamlin, Gene, C, Western Michigan..... | 1970 |
| Hammon, Je'Ron, TE, Louisiana-Monroe..... | 2015 |
| Hammond, Bobby, RB, Morgan St..... | 1979-80 |
| Hanburger, Chris, LB, UNC..... | 1965-78 |
| Hancock, Mike, TE, Idaho St..... | 1973-75 |
| Hankerson, Leonard, WR, Miami..... | 2011-14 |
| Hanna, Zip, G, South Carolina..... | 1945 |
| Hansen, Ron, G, Minnesota..... | 1954 |
| Harbour, Dave, C, Illinois..... | 1988-89 |
| Hardeman, Buddy, RB, Iowa St..... | 1979-80 |
| Hare, Cecil, FB, Gonzaga..... | 1941-42, 1945 |
| Hare, Ray, QB, Gonzaga..... | 1940-43 |
| Harlan, Jim, T, Howard Payne..... | 1978 |
| Harmon, Clarence, RB, Mississippi St..... | 1977-82 |
| Harmon, Kelvin, WR, NC State..... | 2019 |
| Harold, George, B, Allen..... | 1968 |
| Harraway, Charley, RB, San Jose St..... | 1969-73 |
| Harris, Don, S, Rutgers..... | 1978-79 |
| Harris, Hank, G, Texas..... | 1947-48 |
| Harris, Jeremy, CB, New Mexico St..... | 2015 |
| Harris, Jim, DB, Howard Payne..... | 1970 |
| Harris, Joe, LB, Georgia Tech..... | 1977 |
| Harris, Macho, S, Virginia Tech..... | 2010 |
| Harris, Maurice, WR, California..... | 2016-18 |
| Harris, Rickie, DB, Arizona..... | 1965-70 |
| Harris, Steven, WR, Arkansas..... | 2006-07 |
| Harris, Walt, CB, Mississippi St..... | 2004-05 |
| Harrison, Kenny, WR, SMU..... | 1980 |
| Harrison, Lloyd, CB, North Carolina St..... | 2000 |
| Harrison, Nolan, DE, Indiana..... | 2000 |
| Harry, Carl, WR, Utah..... | 1989, 92 |
| Hart, Jim, QB, Southern Illinois..... | 1984 |
| Hartley, Howard, B, Duke..... | 1948 |
| Hartman, Bill, B, Georgia..... | 1938 |
| Harvey, Ken, LB, California..... | 1994-98 |
| Harvey-Clemons, Josh, LB, Louisville..... | 2017-19 |
| Harvin, Allen, RB, Cincinnati..... | 1987 |
| Haskins Jr., Dwayne, QB, Ohio St..... | 2019-20 |
| Hasselbeck, Tim, QB, Boston College..... | 2003 |
| Hatcher, Jason, DE, Grambling St..... | 2014-15 |
| Hatcher, Ron, FB, Michigan St..... | 1962 |
| Hauss, Len, C, Georgia..... | 1964-77 |
| Haws, Kurt, TE, Utah..... | 1994 |
| Hayden, Ken, C, Arkansas..... | 1943 |
| Hayes, Jeff, P, North Carolina..... | 1982-85 |
| Haymond, Alvin, DB, Southern..... | 1972 |
| Haynes, Hall, DB, Santa Clara..... | 1950, 1953-55 |
| Haynes, Reggie, TE, UNLV..... | 1978 |
| Haynesworth, Albert, DT, Tennessee..... | 2009-10 |
| Hayward, Adam, LB, Portland St..... | 2014-15 |
| Hazelwood, Ted, T, North Carolina..... | 1953 |
| Heath, Leon, FB, Oklahoma..... | 1951-53 |

| | |
|---|---------------|
| Heck, Andy, T, Notre Dame..... | 1999-2000 |
| Hecker, Norb, DB, Baldwin-Wallace..... | 1955-57 |
| Heenan, Pat, E, Notre Dame..... | 1960 |
| Hegarty, Bill, T, Villanova..... | 1960 |
| Heinicke, Taylor, QB, Old Dominion..... | 2020 |
| Heinz, Bob, DT, Pacific..... | 1978 |
| Helu, Jr., Roy, RB, Nebraska..... | 2011-14 |
| Hemingway, Tamarick, TE, South Car. St..... | 2020 |
| Hendershot, Larry, LB, Arizona St..... | 1967 |
| Henderson, Jon, WR, Colorado St..... | 1970 |
| Hendren, Bob, T, USC..... | 1949-51 |
| Hennessey, Jerry, DE, Santa Clara..... | 1952-53 |
| Henson, Robert, LB, TCU..... | 2009-10 |
| Hentges, Hale, TE, Alabama..... | 2019 |
| Hermeling, Terry, T, Nevada..... | 1970-80 |
| Hernandez, Joe, WR, Arizona..... | 1964 |
| Hester, Treyvon, DT, Toledo..... | 2019 |
| Heyer, Stephon, OL, Maryland..... | 2007-10 |
| Hickman, Dallas, DE, California..... | 1976-81 |
| Hickman, Donnie, G, USC..... | 1978 |
| Hicks, Artis, G/T, Memphis..... | 2010 |
| Hicks, Skip, RB, UCLA..... | 1998-2000 |
| Hightower, Tim, RB, Richmond..... | 2011 |
| Hill, Calvin, RB, Yale..... | 1976-77 |
| Hill, Irv, B, Trinity..... | 1933 |
| Hill, Nate, DE, Auburn..... | 1989 |
| Hitchcock, Ray, C, Minnesota..... | 1987 |
| Hoage, Terry, S, Georgia..... | 1991 |
| Hobbs, Stephen, WR, North Alabama..... | 1990-92 |
| Hochertz, Martin, DE, Southern Illinois..... | 1993 |
| Hodgson, Pat, TE, Georgia..... | 1966 |
| Hoelscher, David, DT, Eastern Kentucky..... | 1998 |
| Hoffman, Bob, RB, USC..... | 1940-41 |
| Hoffman, John, DE, Hawaii..... | 1969-70 |
| Hogeboom, Gary, QB, Central Michigan..... | 1990 |
| Hokuf, Steve, B, Nebraska..... | 1933-35 |
| Holcomb, Cole, LB, North Carolina..... | 2019-20 |
| Holdman, Warrick, LB, Texas A&M..... | 2005-06 |
| Hollar, John, B, Appalachian St..... | 1948-49 |
| Hollenbach, Sam, QB, Maryland..... | 2007 |
| Holliday, Vonnice, DL, North Carolina..... | 2010 |
| Hollinquest, Lamont, LB, USC..... | 1993-94 |
| Holloway, Derek, WR, Arkansas..... | 1986 |
| Holly, Bob, QB, Princeton..... | 1982-83 |
| Holman, Walter, RB, West Virginia St..... | 1987 |
| Holman, Willie, DE, South Carolina St..... | 1973 |
| Holmer, Walt, B, Northwestern..... | 1933 |
| Holmes, Lendy, S, Oklahoma..... | 2009 |
| Holsey, Bernard, DL, Duke..... | 2003 |
| Holsey, Joshua, CB, Auburn..... | 2017-18 |
| Hood, Evander "Ziggy", DL, Missouri..... | 2016-18 |
| Hopkins, Dustin, K, Florida St..... | 2015-20 |
| Horner, Sam, B, VMI..... | 1960-61 |
| Horstmann, Roy, FB, Purdue..... | 1933 |
| Horton, Chris, S, UCLA..... | 2008-10 |
| Horton, Ethan, TE, North Carolina..... | 1994 |
| Hostetler, Jeff, QB, West Virginia..... | 1997 |
| Houghton, Jerry, T, Washington St..... | 1950 |
| Houston, Ken, S, Prairie View A&M..... | 1973-80 |
| Houston, Walt, G, Purdue..... | 1955 |
| Hover, Don, LB, Washington St..... | 1978-79 |
| Howard, Desmond, WR, Michigan..... | 1992-94 |
| Howard, Austin, T, Northern Iowa..... | 2018 |
| Howell, Dixie, B, Alabama..... | 1937 |
| Hudson, Bob, G, Clemson..... | 1959 |
| Hudson, Khaleke, LB, Michigan..... | 2020 |
| Huff, Ken, G, North Carolina..... | 1983-85 |
| Huff, Sam, LB, West Virginia..... | 1964-67, 1969 |
| Hughley, George, FB, Central Oklahoma St..... | 1965 |
| Hull, Josh, LB, Penn St..... | 2013 |
| Hull, Mike, RB, USC..... | 1971-74 |
| Humphrey, Myles, LB, Shepherd..... | 2019 |
| Humphries, Stan, QB, NE Louisiana..... | 1989-91 |
| Huntington, Greg, C, Penn St..... | 1993 |

| | |
|---------------------------------------|---------|
| Hunter, Bill, DB, Syracuse..... | 1965 |
| Hurley, George, G, Washington St..... | 1932-33 |
| Hurt, Maurice, G, Florida..... | 2011-12 |
| Husak, Todd, QB, Stanford..... | 2000 |
| Husted, Michael, K, Virginia..... | 2000 |
| Hutson, Tony, G, NE Oklahoma..... | 2000 |
| Hyatt, Fred, WR, Auburn..... | 1973 |

I

| | |
|--|---------|
| Ihenacho, Duke, S, San Jose St..... | 2014-16 |
| Imhof, Martin, DE, San Diego St..... | 1974 |
| Inman, Dontrelle, WR, Virginia..... | 2020 |
| Intrieri, Marne, G, Loyola [Md.]..... | 1933-34 |
| Ioannidis, Matt, DL, Temple..... | 2016-20 |
| Irwin, Don, FB, Colgate..... | 1936-39 |
| Ismael, Keith, C, San Diego State..... | 2020 |
| Izo, George, QB, Notre Dame..... | 1961-64 |

J

| | |
|--|---------------|
| Jackson, Bernard, DB, Tennessee..... | 2002 |
| Jackson, Charles, S, Texas Tech..... | 1987 |
| Jackson, DeSean, WR, California..... | 2014-16 |
| Jackson, Ladairis, DE, Oregon St..... | 2002-03 |
| Jackson, Leroy, RB, Western Illinois..... | 1962-63 |
| Jackson, Rob, DE/LB, Kansas St..... | 2008-13 |
| Jackson, Steve, LB, Texas-Arlington..... | 1966-67 |
| Jackson, Trenton, WR, Illinois..... | 1967 |
| Jackson, Wilbur, FB, Alabama..... | 1980-82 |
| Jacobs, Jack, QB, Oklahoma..... | 1946 |
| Jacobs, Taylor, WR, Florida..... | 2003-05 |
| Jacoby, Joe, T/G, Louisville..... | 1981-93 |
| Jaffurs, John, G, Penn St..... | 1946 |
| Jagielski, Harry, T, Indiana..... | 1956 |
| James, Dick, RB, Oregon..... | 1956-63 |
| James, Erasmus, DE, Wisconsin..... | 2008 |
| Janowicz, Vic, B, Ohio St..... | 1954-55 |
| Jansen, Jon, T, Michigan..... | 1999-08 |
| Jaqua, Jon, S, Lewis & Clark..... | 1970-72 |
| Jarmon, Jeremy, LB, Kentucky..... | 2009-10 |
| Jarrett, Craig, P, Michigan St..... | 2002 |
| Jarrett, Kyshoen, DB, Virginia Tech..... | 2015 |
| Jean Francois, Ricky, DE, LSU..... | 2015-16 |
| Jeffcoat, Jackson, LB, Texas..... | 2014-15 |
| Jefferson, Roy, WR, Utah..... | 1971-76 |
| Jencks, Bob, K/E, Miami [OH]..... | 1965 |
| Jenkins, Brandon, LB, Florida St..... | 2013 |
| Jenkins, Cullen, DL, Central Michigan..... | 2016 |
| Jenkins, Jacque, FB, Vanderbilt..... | 1943, 1946 |
| Jenkins, James, TE, Rutgers..... | 1991-2000 |
| Jenkins, Jarvis, DE, Clemson..... | 2012-14 |
| Jenkins, Ken, RB, Bucknell..... | 1985-86 |
| Jensen, Marcel, TE, Fresno St..... | 2015 |
| Jessie, Tim, RB, Auburn..... | 1987 |
| Jimoh, Ade, DB, Utah St..... | 2003-06 |
| Johnson, AJ, CB, SW Texas St..... | 1989-94 |
| Johnson, Andre, T, Penn St..... | 1996 |
| Johnson, Billy, WR, Widener..... | 1988 |
| Johnson, Brad, QB, Minnesota..... | 1999-2000 |
| Johnson, Bryan, FB, Boise St..... | 2000-03 |
| Johnson, Danny, CB, Southern..... | 2018-20 |
| Johnson, Dennis, DT, Delaware..... | 1974-77 |
| Johnson, Domanique, CB, Jackson St..... | 2012 |
| Johnson, Jeron, S, Boise St..... | 2015 |
| Johnson, Jimmie, TE, Howard..... | 1989-91 |
| Johnson [Howard], Joe, WR, Notre Dame..... | 1989-91 |
| Johnson, Josh, QB, San Diego..... | 2018 |
| Johnson, Larry, C, Haskell Indian .. | 1933-35, 1944 |
| Johnson, Larry, RB, Penn St..... | 2010 |
| Johnson, Mitch, T, UCLA..... | 1966-68, 1972 |
| Johnson, Patrick, WR, Oregon..... | 2003 |
| Johnson, Randy, QB, Texas A&M..... | 1975 |
| Johnson, Richard, WR, Colorado..... | 1987 |

ALL-TIME ROSTER

| | |
|--|---------------|
| Johnson, Rob, QB, USC..... | 2003 |
| Johnson, Robert, TE, Auburn..... | 2005 |
| Johnson, Sidney, CB, California..... | 1990-92 |
| Johnson, Tim, DT, Penn St..... | 1990-95 |
| Johnson, Tre, T, Temple..... | 1994-2000, 02 |
| Johnston, Jim, B, Washington..... | 1939-40 |
| Jones, Aki, DL, Fordham..... | 2005 |
| Jones, Anthony, TE, Wichita St..... | 1984-88 |
| Jones, Arthur, DL, Syracuse..... | 2017 |
| Jones, Chuck, E, George Washington..... | 1955 |
| Jones, David, C, Texas..... | 1987 |
| Jones, David, CB, Wingate..... | 2012 |
| Jones, Deacon, DE, Mississippi Vocational..... | 1974 |
| Jones, Greg, LB, Colorado..... | 1997-00 |
| Jones, Harvey, B, Baylor..... | 1947 |
| Jones, Jimmie, DE, Wichita St..... | 1971-73 |
| Jones, Joe, DE, Tennessee St..... | 1979-80 |
| Jones, Kenyatta, OL, South Florida..... | 2003-04 |
| Jones, Larry, WR, NE Missouri St..... | 1974-77 |
| Jones, Levi, OT, Arizona St..... | 2009 |
| Jones, Matt, RB, Florida..... | 2015-16 |
| Jones, Melvin, G, Houston..... | 1981 |
| Jones, Robert, LB, East Carolina..... | 2001 |
| Jones, Rod, OL, Kansas (IR)..... | 2002 |
| Jones, Stan, DT, Maryland..... | 1966 |
| Jordan, Akeem, LB, James Madison..... | 2014 |
| Jordan, Curtis, FS, Texas Tech..... | 1981-86 |
| Jordan, Jeff, RB, Washington..... | 1971-72 |
| Joseph, Joe, DL, Miami (Fla.)..... | 2010 |
| Joseph, Ricot, DB, Central Florida..... | 2002 |
| Junker, Steve, E, Xavier..... | 1961-62 |
| Junkin, Trey, LB, Louisiana Tech..... | 1984 |
| Jurgensen, Sonny, QB, Duke..... | 1964-74 |
| Justice, Charlie, RB, UNC..... | 1950, 1952-54 |
| Justice, Ed, B, Gonzaga..... | 1936-42 |
| Juzwik, Steve, B, Notre Dame..... | 1942 |

K

| | |
|---|---------------|
| Kahn, Ed, G, North Carolina..... | 1935-37 |
| Kalu, Ndukwue, DE, Rice..... | 1998-2000 |
| Kamp, Jim, T, Oklahoma City..... | 1933 |
| Kammerer, Carl, DE, Pacific..... | 1963-69 |
| Kane, Rick, RB, San Jose St..... | 1984 |
| Kantor, Joe, RB, Notre Dame..... | 1966 |
| Karamatic, George, B, Gonzaga..... | 1938 |
| Karas, Emil, E, Dayton..... | 1959 |
| Karcher, Jim, G, Ohio St..... | 1936-39 |
| Karras, Lou, T, Purdue..... | 1950-52 |
| Karras, Ted, DT, Northwestern..... | 1987 |
| Katrishen, Mike, T, Southern Miss..... | 1948-49 |
| Kaufman, Mel, LB, Cal Poly..... | 1981-88 |
| Kawal, Ed, C, Illinois..... | 1937 |
| Kearse, Frank, DE, Alabama A&M..... | 2014-15 |
| Keating, Chris, LB, Maine..... | 1985 |
| Keenum, Case, QB, Houston..... | 2019 |
| Keenan, Jack, T, South Carolina..... | 1944-45 |
| Kehl, Bryan, LB, BYU..... | 2012-13 |
| Kehr, Rick, G, Carthage..... | 1987 |
| Kelley, Gordon, LB, Georgia..... | 1962-63 |
| Kelley, Rob, RB, Tulane..... | 2016-18 |
| Kelly, John, T, Florida A&M..... | 1966-67 |
| Kelly, Malcolm, WR, Oklahoma..... | 2008-10 |
| Kemoeatu, Ma'ake, NT, Utah..... | 2010 |
| Kendall, Pete, OL, Boston College..... | 2007-08 |
| Kendricks, Mychal, LB, UCLA..... | 2020 |
| Kenneally, Gus, E, St. Bonaventure..... | 1932 |
| Kerin, Zac, OL, Toledo..... | 2018 |
| Kerr, Jim, DB, Penn St..... | 1961-62 |
| Kerrigan, Ryan, LB, Purdue..... | 2011-20 |
| Khayat, Bob, K, Mississippi..... | 1960, 1962-63 |
| Khayat, Ed, DT, Tulane..... | 1957, 1962-63 |
| Kidsy, Darwin, WR, Texas Southern..... | 2018-19 |
| Kick, Jim, RB, Wyoming..... | 1977 |

| | |
|--|---------------|
| Killings, Cedric, DL, Carson-Newman..... | 2005 |
| Kilmer, Bill, QB, UCLA..... | 1971-78 |
| Kimball, Bruce, G, Massachusetts..... | 1983-84 |
| Kimble, Garry, CB, Sam Houston St..... | 1987 |
| Kimmel, J.D., T, Houston..... | 1955-56 |
| Kimmel, Jon, LB, Colgate..... | 1987 |
| Kimrin, Ola, K, Texas El Paso..... | 2004 |
| Kincaid, Jim, B, South Carolina..... | 1954 |
| Kinney, Kelvin, DE, Virginia St..... | 1997-98 |
| Kirk, Randy, LB, San Diego St..... | 1990 |
| Kitts, Jim, FB, Ferrum..... | 1998 |
| Knight, Curt, K, Coast Guard..... | 1969-73 |
| Knighton, Terrance, NT, Temple..... | 2015 |
| Koch, Markus, DE, Boise St..... | 1986-91 |
| Koniszewski, John, T, G.W..... | 1945-46, 1948 |
| Kopay, Dave, RB, Washington..... | 1969-70 |
| Kouandjio, Arie, G, Alabama..... | 2015-17 |
| Kovatch, John, E, Notre Dame..... | 1942, 46 |
| Kozlowski, Brian, TE, Connecticut..... | 2004-07 |
| Krakoski, Joe, B, Illinois..... | 1961 |
| Krakoski, Joe, LB, Washington..... | 1986 |
| Krause, Max, FB, Gonzaga..... | 1937-40 |
| Krause, Paul, DB, Iowa..... | 1964-67 |
| Krause, Red, C, St. Louis..... | 1938 |
| Kresky, Joe "Mink", G, Wisconsin..... | 1932 |
| Krouse, Ray, T, Maryland..... | 1960 |
| Kruczek, Mike, QB, Boston College..... | 1980 |
| Krueger, Al, RB, USC..... | 1941-42 |
| Kubin, Larry, LB, Penn St..... | 1982-84 |
| Kuchta, Frank, C, Notre Dame..... | 1958-59 |
| Kuehl, Ryan, DT, Virginia..... | 1996-97 |
| Kunaszyk, Jordan, LB, California..... | 2020 |
| Kupp, Jake, G, Washington..... | 1966 |
| Kuziel, Bob, G, Pittsburgh..... | 1975-80 |

L

| | |
|--|------------------|
| Laaveg, Paul, G, Iowa..... | 1970-75 |
| Lachey, Jim, T, Ohio St..... | 1988-95 |
| Ladler, Kenny, S, Vanderbilt..... | 2018-19 |
| Landry, LaRon, S, LSU..... | 2007-11 |
| Lane, Skip, S, Mississippi..... | 1987 |
| Lang, Kenard, DE, Miami (Fla.)..... | 1997-01 |
| Lanier II, Anthony, Alabama A&M..... | 2016-17 |
| Lapka, Ted, E, St. Ambrose..... | 1943-44, 1946 |
| LaPresta, Benny, B, St. Louis..... | 1933 |
| Larson, Bill, TE, Colorado St..... | 1977 |
| Larson, Pete, RB, Cornell..... | 1967-68 |
| Lasse, Dick, LB, Syracuse..... | 1960-61 |
| Lathrop, Kit, DT, Arizona St..... | 1987 |
| Laster, Donald, T, Tennessee St..... | 1982-83 |
| Laufenberg, Babe, QB, Indiana..... | 1983-85 |
| Lauvao, Shawn, G, Arizona St..... | 2014-18 |
| Lavender, Joe, CB, San Diego St..... | 1976-82 |
| Law, Dennis, WR, East Tennessee St..... | 1979 |
| Lawrence, Devaroe, DT, Auburn..... | 2020 |
| Lawrence, Don, T, Notre Dame..... | 1959-61 |
| Leake, Javon, RB, Maryland..... | 2020 |
| LeBaron, Eddie, QB, Pacific..... | 1952-53, 1955-59 |
| Leeuwenburg, Jay, G, Colorado..... | 2000 |
| Lemek, Ray, T, Notre Dame..... | 1957-61 |
| Lennan, Reid, G, No College..... | 1945 |
| Leon, Tony, G, Alabama..... | 1943 |
| LeRibeus, Josh, G, SMU..... | 2012-15 |
| Lewis, Dan, RB, Wisconsin..... | 1965 |
| Lewis, Lance, WR, East Carolina..... | 2013 |
| Lewis, Ron, G, Washington St..... | 1995 |
| Leverette, Otis, DE, UAB..... | 2001-02 |
| Liebenstein, Todd, DE, UNLV..... | 1982-85 |
| Lichtensteiger, Kory, OL, Bowling Green..... | 2010-16 |
| Lipscomb, Paul, T, Tennessee..... | 1950-54 |
| Livingston, Howie, B, Fullerton JC..... | 1948-50 |
| Lloyd, Brandon, WR, Illinois..... | 2006-07 |
| Lockett, J.W., B, Central Oklahoma St..... | 1964 |

| | |
|---|---------|
| Lockett, Kevin, WR, Kansas St..... | 2001-02 |
| Locklear, Sean, T, North Carolina St..... | 2011 |
| Logan, Marc, FB, Kentucky..... | 1995-97 |
| Lohmiller, Chip, K, Minnesota..... | 1988-94 |
| Lolatai, Al, G, Weber St..... | 1945 |
| Long, Bob, WR, Wichita St..... | 1969 |
| Long, Spencer, G/C, Nebraska..... | 2014-17 |
| Lookabaugh, John, E, Maryland..... | 1946-47 |
| Looney, Joe Don, RB, Oklahoma..... | 1966-67 |
| Lorch, Karl, DT, USC..... | 1976-81 |
| Lott, Andre, DB, Tennessee..... | 2002-04 |
| Lovato, Rick, LS, Old Dominion..... | 2016 |
| Love, John, WR, North Texas St..... | 1967 |
| Loverne, David, OL, San Jose St..... | 2002 |
| Lowe, Gary, B, Michigan St..... | 1956-57 |
| Lowry, Quentin, LB, Youngstown St..... | 1981-83 |
| Lucas, Cornelius, T, Kansas State..... | 2020 |
| Luce, Lew, B, Penn St..... | 1961 |
| Luke, Cole, S, Notre Dame..... | 2020 |
| Lyle, Keith, S, Virginia..... | 2001 |
| Lynch, Dick, B, Notre Dame..... | 1958 |

M

| | |
|--|---------------|
| MacAfee, Ken, E, Alabama..... | 1959 |
| Macioszczek, Art, FB, Western Michigan..... | 1948 |
| Macklin, David, CB, Penn St..... | 2007 |
| MacMurdo, Jim, T, Pittsburgh..... | 1932-33 |
| Madarik, Elmer, B, Detroit..... | 1948 |
| Malinchak, Bill, WR, Indiana..... | 1970-74, 1976 |
| Malone, Benny, RB, Arizona St..... | 1978-79 |
| Malone, Charley, E, Texas A&M..... | 1934-40, 1942 |
| Mandeville, Chris, DB, Cal-Davis..... | 1989 |
| Manley, Dexter, DE, Oklahoma St..... | 1981-89 |
| Mann, Charles, DE, Nevada-Reno..... | 1983-93 |
| Manton, Tilly, FB, TCU..... | 1938 |
| Manusky, Greg, LB, Colgate..... | 1988-90 |
| Marciniak, Ron, C, Kansas St..... | 1955 |
| Marcus, Pete, E, Kentucky..... | 1944 |
| Marshall, Byron, RB, Oregon..... | 2017-18 |
| Marshall, Lemar, LB, Michigan St..... | 2002-06 |
| Marshall, Leonard, DT, LSU..... | 1994 |
| Marshall, Rich, T, Stephen F. Austin..... | 1966 |
| Marshall, Wilber, LB, Florida..... | 1988-92 |
| Martin, Aaron, DB, North Carolina College..... | 1968 |
| Martin, Jamie, QB, Weber St..... | 1997 |
| Martin, Jim, K, Notre Dame..... | 1964 |
| Martin, Steve, DE, Jackson St..... | 1987 |
| Martin, Wes, G, Indiana..... | 2019-20 |
| Mason, Eddie, LB, North Carolina..... | 1999-02 |
| Mason, Marcus, RB, Youngstown St..... | 2009 |
| Mason, Tommy, RB, Tulane..... | 1971-72 |
| Masterson, Bob, E, Miami (Fla.)..... | 1938-43 |
| Maston, Le'Shai, FB, Baylor..... | 1998 |
| Matich, Trevor, C, BYU..... | 1994-96 |
| Matthews, Shane, QB, Florida..... | 2002 |
| Mattson, Riley, T, Oregon..... | 1961-64 |
| Mauti, Rich, WR, Penn St..... | 1984 |
| May, Mark, T, Pittsburgh..... | 1981-89 |
| Mayhew, Martin, CB, Florida St..... | 1989-92 |
| Mays, Alvoid, CB, West Virginia..... | 1990-94 |
| Mays, Damon, WR, Missouri..... | 1996 |
| Mazurek, Fred, B, Pittsburgh..... | 1965-66 |
| McCabe, Dick, B, Pittsburgh..... | 1959 |
| McCants, Darnier, WR, Delaware St..... | 2002-04 |
| McCardell, Keenan, WR, UNLV..... | 2007 |
| McCauley, Marcus, CB, Fresno St..... | 2009 |
| McChesney, Bob, E, UCLA..... | 1936-42 |
| McClain, Terrell, DL, South Florida..... | 2017 |
| McClellion, Central, CB, Ohio St..... | 2001 |
| McClure, Stefan, S, California..... | 2017 |
| McCoy, Anthony, TE, USC..... | 2015 |
| McCoy, Colt, QB, Texas..... | 2014-19 |
| McCrary, Greg, TE, Clark..... | 1978, 1981 |

ALL-TIME ROSTER

| | |
|--|---------------|
| McCune, Robert, LB, Louisville..... | 2005-06 |
| McCullough, Sultan, RB, USC..... | 2003 |
| McDaniel, John, WR, Lincoln..... | 1978-80 |
| McDaniel, Le Charis, CB, Cal Poly..... | 1981-82 |
| McDole, Ron, DE, Nebraska..... | 1971-78 |
| McDonald, Ray, RB, Idaho..... | 1967-68 |
| McEwen, Craig, TE, Utah..... | 1987-88 |
| McGee, Stacy, DL, Oklahoma..... | 2017-18 |
| McGee, Tim, WR, Tennessee..... | 1993 |
| McGee, Tony, DE, Bishop (TX)..... | 1982-84 |
| McGrath, Mark, WR, Montana St..... | 1983-85 |
| McGriff, Curtis, DT, Alabama..... | 1987 |
| McIntosh, Rocky, LB, Miami (Fla.)..... | 2006-11 |
| McKee, Paul, E, Syracuse..... | 1947-48 |
| McKeever, Marlin, LB, USC..... | 1968-70 |
| McKenzie, Raleigh, G, Tennessee..... | 1985-94 |
| McKinney, Zion, WR, South Carolina..... | 1980 |
| McKinzy, Cassanova, LB, Auburn..... | 2018 |
| McKissic, J.D., RB, Arkansas State..... | 2020 |
| McLaurin, Terry, WR, Ohio St..... | 2019-20 |
| McLinton, Harold, LB, Southern..... | 1969-78 |
| McMillan, Mark, CB, Alabama..... | 1999 |
| McNabb, Donovan, QB, Syracuse..... | 2010 |
| McNeil, Clifton, WR, Grambling St..... | 1971-72 |
| McNeil, Nick, LB, Western Carolina..... | 2005 |
| McPhail, Hal, FB, Xavier..... | 1934-35 |
| McPhee, Pernell, LB, Mississippi St..... | 2018 |
| McQuaid, Dan, T, UNLV..... | 1985-87 |
| McQuilken, Kim, QB, Lehigh..... | 1978-80 |
| McRae, Stan, E, Michigan St..... | 1946 |
| Meade, Jim, B, Maryland..... | 1939-40 |
| Meads, Johnny, LB, Nicholls St..... | 1992 |
| Meadows, Ed, DB, Duke..... | 1959 |
| Melinger, Steve, E, Kentucky..... | 1956-57 |
| Mendenhall, Mat, DE, BYU..... | 1981-82 |
| Meriweather, Brandon, S, Miami..... | 2012-14 |
| Merkle, Ed, G, Oklahoma A&M..... | 1944 |
| Merling, Phillip, DE, Clemson..... | 2013 |
| Mercein, Chuck, RB, Yale..... | 1969 |
| Metcalfe, Terry, RB, San Diego St..... | 1981 |
| Michaels, Ed, G, Villanova..... | 1937 |
| Micka, Mike, FB, Colgate..... | 1944 |
| Mickles, Joe, RB, Mississippi..... | 1989 |
| Middleton, Ron, TE, Auburn..... | 1988, 1990-93 |
| Millen, Matt, LB, Penn St..... | 1991 |
| Miller, Allen, LB, Ohio..... | 1962-63 |
| Miller, Clark, DE, Utah St..... | 1969 |
| Miller, Dan, K, Miami (Fla.)..... | 1982 |
| Miller, Fred, T, Pacific..... | 1955 |
| Miller, Gabe, LB, Oregon St..... | 2014 |
| Miller, Harlan, CB, SE Louisiana..... | 2018 |
| Miller, John, T, Boston College..... | 1956, 1958-59 |
| Miller, Tom, B, Hampden-Sydney..... | 1945 |
| Millner, Wayne, E, Notre Dame..... | 1936-41, 1945 |
| Mills, Lamar, DT, Indiana..... | 1994 |
| Milot, Rich, LB, Penn St..... | 1979-87 |
| Milstead, Rod, G, Delaware St..... | 1998-99 |
| Mims, Chris, DT, Tennessee..... | 1997 |
| Mingo, Gene, K, No College..... | 1967 |
| Minnifield, Chase, CB, Virginia..... | 2014 |
| Mitchell, Bobby, FL, Illinois..... | 1962-68 |
| Mitchell, Brian, RB, SW Louisiana..... | 1990-99 |
| Mitchell, Kevin, LB, Syracuse..... | 2000-03 |
| Mitchell, Marko, WR, Nevada..... | 2009 |
| Mitchell, Michael, CB, Howard Payne..... | 1987 |
| Mix, Anthony, WR, Auburn..... | 2007 |
| Modzelewski, Dick, DT, Maryland..... | 1953-54 |
| Mojisiejewski, Ralf, P, Michigan St..... | 1989-90 |
| Molinaro, Jim, OL, Notre Dame..... | 2004-06 |
| Momsen, Tony, C, Michigan..... | 1952 |
| Monachino, Jim, B, California..... | 1955 |
| Monaco, Ray, G, Holy Cross..... | 1944 |
| Monasco, Don, B, Texas..... | 1954 |
| Monk, Art, WR, Syracuse..... | 1980-93 |

| | |
|---|------------------|
| Mont, Tommy, QB, Maryland..... | 1947-49 |
| Montgomery, Anthony, DT, Minnesota..... | 2006-09 |
| Montgomery, Will, OL, Virginia Tech..... | 2008-13 |
| Moody, Nick, LB, Florida State..... | 2016 |
| Moore, Chuck, G, Arkansas..... | 1962 |
| Moore, Darryl, G, UTEP..... | 1992-93 |
| Moore, Jeff, RB, Jackson St..... | 1984 |
| Moore, Larry, C, BYU..... | 2002-03 |
| Moore, Kareem, S, Nicholls St..... | 2008-10 |
| Moore, Michael, G, Troy St..... | 2000 |
| Moore, Wilbur, B, Minnesota..... | 1939-46 |
| Moran, Jim, G, Holy Cross..... | 1935-36 |
| Moreau, Fabian, CB, UCLA..... | 2017-20 |
| Moreland, Jimmy, CB, James Madison..... | 2019-20 |
| Morgan, Bob, DT, Maryland..... | 1954 |
| Morgan, Boyd, S, USC..... | 1939-40 |
| Morgan, Joshua, WR, Virginia Tech..... | 2012-13 |
| Morgan, Mike, LB, LSU..... | 1968 |
| Morley, Sam, E, Stanford..... | 1954 |
| Morris, Alfred, RB, Florida Atlantic..... | 2012-15 |
| Morris, Jamie, RB, Michigan..... | 1988-89 |
| Morrison, Darryl, S, Arizona..... | 1993-96 |
| Morrison, Tim, CB, North Carolina..... | 1986-87 |
| Mortensen, Fred, QB, Arizona St..... | 1979 |
| Morton, Chad, RB, USC..... | 2003-04 |
| Morton, Christian, DB, Illinois..... | 2005 |
| Morton, Michael, RB, UNLV..... | 1985 |
| Moseley, Mark, K, Stephen F. Austin..... | 1974-86 |
| Moses, Morgan, T, Virginia..... | 2014-20 |
| Moss, Eddie, RB, SE Missouri St..... | 1977 |
| Moss, Joe, T, Maryland..... | 1952 |
| Moss, Santana, WR, Miami (Fla.)..... | 2005-14 |
| Muhammad, Calvin, WR, TX Southern..... | 1984-85 |
| Mul-Key, Herb, RB, No College..... | 1972-74 |
| Murphy, Jerome, CB, South Florida..... | 2012-13 |
| Murphy, Mark, S, Colgate..... | 1977-84 |
| Murphy, Trent, LB, Stanford..... | 2014-16 |
| Murray, Eddie, K, Tulane..... | 1995, 2000 |
| Murrell, Adrian, RB, West Virginia..... | 2000 |
| Musgrove, Spain, DT, Utah St..... | 1967-69 |
| Musick, Jim, FB, USC..... | 1932-33, 1935-36 |
| Myers, Rob, TE, Utah St..... | 2011 |
| Myslinski, Tom, G, Tennessee..... | 1992 |

N

| | |
|---|---------------|
| Natowich, Andy, B, Holy Cross..... | 1944 |
| Ndukwe, Ikechuku, OL, Northwestern..... | 2005 |
| Nelms, Mike, KR, Baylor..... | 1980-84 |
| Nelson, Ralph, RB, No College..... | 1975 |
| Niemi, Laurie, T, Washington St..... | 1949-53 |
| Neild, Chris, NT, West Virginia..... | 2011-13 |
| Nelson, Kyle, LS, New Mexico St..... | 2013 |
| Nichols, Gerald, DT, Florida State..... | 1993 |
| Nicholson, Montae, S, Michigan St..... | 2017-19 |
| Ninowski, Jim, QB, Michigan St..... | 1967-68 |
| Nisby, John, G, Pacific..... | 1962-64 |
| Nix, Doyle, B, SMU..... | 1958-59 |
| Nobile, Leo, G, Penn St..... | 1947 |
| Noble, Brandon, DL, Penn St..... | 2003-05 |
| Noble, James, WR, Stephen F. Austin..... | 1986 |
| Nock, George, RB, Morgan St..... | 1972 |
| Noga, Al, DE, Hawaii..... | 1993 |
| Norman, Jim, T, No College..... | 1955 |
| Norman, Josh, CB, Coastal Carolina..... | 2016-19 |
| Norris, Hal, B, California..... | 1955-56 |
| Norris, Jared, LB, Utah..... | 2020 |
| Ninowski, Jim, T, Central Washington..... | 1944 |
| Norton, Jim, T, Washington..... | 1969 |
| Nott, Doug, B, Detroit..... | 1935 |
| Nottage, Dexter, DE, Florida A&M..... | 1994-96 |
| Novak, Nick, K, Maryland..... | 2005-06 |
| Nsekhe, Ty, T, Texas St..... | 2015-18 |
| Nugent, Dan, G, Auburn..... | 1976-78, 1980 |

| | |
|-----------------------------------|---------|
| Nussbaumer, Bob, E, Michigan..... | 1947-48 |
|-----------------------------------|---------|

O

| | |
|--------------------------------------|---------|
| O'Brien, Fran, T, Michigan St..... | 1960-66 |
| O'Brien, Gail, T, Nebraska..... | 1934-36 |
| O'Dell, Stu, LB, Indiana..... | 1974-77 |
| Odum, Chris, LB, Arkansas St..... | 2019 |
| Ohalette, Ifeanyi, S, USC..... | 2001-03 |
| Ogrin, Pat, DT, Wyoming..... | 1981-82 |
| Ogunbowale, Dare, RB, Wisconsin..... | 2017 |
| Okoro, Kenny, CB, Wake Forest..... | 2014 |
| Oliphant, Mike, RB, Puget Sound..... | 1988 |
| Oliver, Muhammad, CB, Oregon..... | 1995 |
| Olkewicz, Neal, LB, Maryland..... | 1979-89 |
| Olsson, Les, G, Mercer..... | 1934-38 |
| Olszewski, John, B, California..... | 1958-60 |
| Orakpo, Brian, DE/LB, Texas..... | 2009-14 |
| Orchard, Nate, DE/LB, Utah..... | 2019-20 |
| Orr, Terry, TE, Texas..... | 1986-93 |
| Osborne, Tom, WR, Hastings (NE)..... | 1960-61 |
| Ostrowski, Chet, E, Notre Dame..... | 1954-59 |
| Owen, Tom, QB, Wichita St..... | 1982 |
| Owens, Brig, DB, Cincinnati..... | 1966-77 |
| Owens, Don, T, Southern Miss..... | 1957 |
| Owens, Rich, DE, Lehigh..... | 1995-97 |

P

| | |
|--|------------------|
| Paea, Stephen, DE, Oregon St..... | 2015 |
| Paine, Jeff, LB, San Jose St..... | 1986 |
| Painter, Winston, OL, Virginia Tech..... | 2016 |
| Pakulak, Glenn, P, Kentucky..... | 2009 |
| Paluck, John, DE, Pittsburgh..... | 1956, 1959-65 |
| Palmer, Sterling, DE, Florida St..... | 1993-96 |
| Papit, John, B, Virginia..... | 1951-53 |
| Pardee, Jack, LB, Texas A&M..... | 1971-72 |
| Parks, Mickey, C, Oklahoma..... | 1938-40 |
| Parris, Timon, OL, Stony Brook..... | 2018-19 |
| Parrish, Lemar, CB, Lincoln..... | 1978-81 |
| Pasqua, Joe, T, SMU..... | 1943 |
| Paternoster, Angelo, G, Georgetown..... | 1943 |
| Patten, David, WR, Western Carolina..... | 2005-06 |
| Patterson, Dimitri, DB, Tuskegee..... | 2005 |
| Patton, Joe, T, Alabama A&M..... | 1994-98 |
| Patton, Marcus, LB, UCLA..... | 1995-98 |
| Paul, Niles, WR/TE, Nebraska..... | 2011-17 |
| Paul, Tito, CB, Ohio St..... | 1999 |
| Paulescu, Sam, P, Oregon St..... | 2010 |
| Paulsen, Logan, TE, UCLA..... | 2010-15 |
| Payne, Daron, DT, Alabama..... | 2018-20 |
| Peebles, Jim, E, Vanderbilt..... | 1946-49, 1951 |
| Peete, Rodney, QB, USC..... | 1999 |
| Peiffer, Dan, C, Southeast Missouri St..... | 1980 |
| Pellegrini, Bob, LB, Maryland..... | 1962-65 |
| Penn, Donald, T, Utah St..... | 2019 |
| Pepper, Gene, G, Missouri..... | 1950-53 |
| Pergine, John, LB, Notre Dame..... | 1973-75 |
| Perine, Samaje, RB, Oklahoma..... | 2017-18 |
| Perrin, Lonnie, RB, Illinois..... | 1979 |
| Peters, Floyd, T, San Francisco St..... | 1970 |
| Peters, Otha, LB, Louisiana-Lafayette..... | 2017 |
| Peters, Tony, S, Oklahoma..... | 1979-82, 1984-85 |
| Peters, Volney, T, USC..... | 1954-57 |
| Peterson, Adrian, RB, Oklahoma..... | 2018-19 |
| Peterson, Nelson, RB, West Va. Wesleyan..... | 1937 |
| Petty, Phil, G, Missouri..... | 1987 |
| Petitbon, Richie, S, Tulane..... | 1971-72 |
| Phillips, Dashawn, CB, Tarleton St..... | 2015-16 |
| Phillips, Joe, WR, Kentucky..... | 1985, 87 |
| Piasecky, Al, E, Duke..... | 1943-45 |
| Pierce, Antonio, LB, Arizona..... | 2001-04 |
| Pierce, Dan, RB, Memphis St..... | 1970 |
| Pierre-Louis, Kevin, LB, Boston College..... | 2020 |

ALL-TIME ROSTER

| | |
|---|---------------|
| Pierschbacher, Ross, C, Alabama..... | 2019 |
| Pinckert, Ernie, FB, USC..... | 1932-40 |
| Plackemeier, Ryan, P, Wake Forest..... | 2008 |
| Planutis, Jerry, B, Michigan St..... | 1956 |
| Plummer, Terrance, LB, Central Florida..... | 2015 |
| Podoley, Jim, RB, Central Michigan..... | 1957-60 |
| Poillon, Dick, B, Canisius..... | 1942, 1946-49 |
| Polsfoot, Fran, E, Washington St..... | 1953 |
| Polumbus, Tyler, T, Colorado..... | 2011-14 |
| Ponds, Antwaune, LB, Syracuse..... | 1998 |
| Porter, Tracy, CB, Indiana..... | 2014 |
| Portis, Clinton, RB, Miami (Fla.)..... | 2004-10 |
| Posey, Jeff, LB, Southern Miss..... | 2006 |
| Potter, John, K, Western Michigan..... | 2013 |
| Pottios, Myron, LB, Notre Dame..... | 1971-73 |
| Pounds, Darryl, CB, Nicholls St..... | 1995-99 |
| Pourdanesh, Shar, T, Nevada..... | 1996-98 |
| Powell, Carl, DL, Louisville..... | 2002 |
| Presley, Lee, C, Oklahoma..... | 1945 |
| Prestel, Jim, T, Idaho..... | 1966-67 |
| Prioleau, Pierson, S, Virginia Tech..... | 2005-07 |
| Promuto, Vince, G, Holy Cross..... | 1960-70 |
| Pryor Sr., Terrelle, WR, Ohio State..... | 2017 |
| Pucillo, Mike, OL, Auburn..... | 2006-07 |
| Pugh, Jordan, S, Texas A&M..... | 2012-13 |

Q

| | |
|--|---------|
| Quick, Brian, WR, Appalachian St..... | 2017-18 |
| Quinlan, Bill, DE, Michigan St..... | 1965 |
| Quinn, Richard, TE, North Carolina..... | 2011 |
| Quinn, Trey, WR, Southern Methodist..... | 2018-19 |
| Quirk, Ed, B, Missouri..... | 1948-51 |

R

| | |
|---|------------------|
| Raab, Marc, C, USC..... | 1993 |
| Raba, Bob, TE, Maryland..... | 1981 |
| Rabach, Casey, OL, Wisconsin..... | 2005-10 |
| Rae, Mike, QB, USC..... | 1981 |
| Rambo, Bacarri, S, Georgia..... | 2013-14 |
| Ramsey, Knox, G, William & Mary..... | 1952-53 |
| Ramsey, Patrick, QB, Tulane..... | 2002-05 |
| Randle El, Antwaan, WR, Indiana..... | 2006-09 |
| Rasby, Walter, TE, Wake Forest..... | 2001-02 |
| Rashad, Sha'reff, S, Central Florida..... | 2010 |
| Raymer, Cory, C, Wisconsin..... | 1995-01, 2004-05 |
| Reaves, Jeremy, S, South Alabama..... | 2018-20 |
| Reaves, Willard, RB, Northern Arizona..... | 1989 |
| Rector, Ron, B, Northwestern..... | 1966 |
| Redd, Jr., Silas, RB, USC..... | 2014-15 |
| Reed, Alvin, TE, Prairie View A&M..... | 1973-75 |
| Reed, Andre, WR, Kutztown (PA)..... | 2000 |
| Reed, Bob, G, Tennessee St..... | 1965 |
| Reed, Jordan, TE, Florida..... | 2013-19 |
| Reger, John, LB, Pittsburgh..... | 1964-66 |
| Renfro, Will, T, Memphis St..... | 1957-59 |
| Reyes, Kendall, DE, Connecticut..... | 2016 |
| Reynolds, Mack, QB, LSU..... | 1960 |
| Rhaney, Demetrius, C, Tennessee St..... | 2017 |
| Ribar, Frank, G, Duke..... | 1943 |
| Ricca, Jim, C, Georgetown..... | 1951-54 |
| Richard, Stanley, S, Texas..... | 1995-98 |
| Richardson, Grady, TE, Cal St. Fullerton..... | 1979-80 |
| Richardson, Huey, LB, Florida..... | 1992 |
| Richardson, Paul, WR, Colorado..... | 2018-19 |
| Richter, Pat, WR, Wisconsin..... | 1963-70 |
| Rinehart, Chad, OL, Northern Iowa..... | 2008-09 |
| Riggins, John, RB, Kansas..... | 1976-79, 1981-85 |
| Riggs, Gerald, RB, Arizona St..... | 1989-91 |
| Riggs, Jim, TE, Clemson..... | 1993 |
| Riley, Jack, T, Northwestern..... | 1933 |
| Riley, Jr., Perry, LB, LSU..... | 2010-15 |

| | |
|--|---------|
| Roberts, Andre, WR, The Citadel..... | 2014-15 |
| Roberts, Jack, B, Georgia..... | 1932 |
| Roberts, Walter, WR, San Jose St..... | 1969-70 |
| Robertson, Pete, LB, Texas Tech..... | 2017 |
| Robinson, Aldrick, WR, SMU..... | 2012-14 |
| Robinson, Dave, LB, Penn St..... | 1973-74 |
| Robinson, Keenan, LB, Texas..... | 2012-15 |
| Robinson, Lybrant, DE, Delaware St..... | 1989 |
| Robinson, Tony, QB, Tennessee..... | 1987 |
| Robinson, Trenton, S, Michigan St..... | 2013-15 |
| Robinson, William, T, San Diego St..... | 2009 |
| Roby, Reggie, P, Iowa..... | 1993-94 |
| Rocca, Sav, P, Australia..... | 2011-13 |
| Rock, Walter, T, Maryland..... | 1968-73 |
| Rocker, Tracy, DT, Auburn..... | 1989-90 |
| Rodgers Cro., Dominique, CB, Tenn. St..... | 2019 |
| Roehneit, Bill, LB, Bradley..... | 1960 |
| Rogers, Carlos, CB, Auburn..... | 2005-10 |
| Rogers, George, RB, South Carolina..... | 1985-87 |
| Rogers, Justin, CB, Richmond..... | 2014-15 |
| Rosato, Sal, B, Villanova..... | 1945-47 |
| Rose, Carlton, LB, Michigan..... | 1987 |
| Rose, Nick, K, Texas..... | 2017 |
| Rosenfels, Sage, QB, Iowa St..... | 2001 |
| Ross, Rashad, WR, Arizona St..... | 2015-16 |
| Rosso, George, B, Ohio St..... | 1954 |
| Roullier, Chase, C, Wyoming..... | 2017-20 |
| Russell, Tom, LB, Southern Miss..... | 1968-70 |
| Roussos, Mike, T, Pittsburgh..... | 1948-49 |
| Rowe, Ray, TE, San Diego St..... | 1992-93 |
| Royal, Robert, TE, LSU..... | 2003-05 |
| Royster, Evan, RB, Penn St..... | 2011-13 |
| Rubbert, Ed, QB, Louisville..... | 1987 |
| Rucker, Keith, DT, Ohio Wesleyan..... | 1997 |
| Runnels, Tom, RB, North Texas St..... | 1956-57 |
| Rush, Tyrone, RB, North Alabama..... | 1994 |
| Russell, Anderson, S, Ohio St..... | 2010 |
| Russell, Bo, T, Auburn..... | 1939-40 |
| Russell, Cliff, WR, Utah..... | 2002-03 |
| Russell, Darrell, DT, USC..... | 2003 |
| Russell, Twan, LB, Miami (Fla.)..... | 1997-99 |
| Rutgens, Joe, DT, Illinois..... | 1961-69 |
| Ruthstrom, Ralph, B, SMU..... | 1947 |
| Rutledge, Jeff, QB, Alabama..... | 1990-92 |
| Ryan, Frank, QB, Rice..... | 1969-70 |
| Ryczek, Dan, C, Virginia..... | 1973-75 |
| Rykovich, Jules, B, Illinois..... | 1952-53 |
| Rymkus, Lou, T, Notre Dame..... | 1943 |
| Rypien, Mark, QB, Washington St..... | 1987-93 |
| Rzempoluch, Ted, DB, Virginia..... | 1963 |

S

| | |
|---------------------------------------|---------|
| Saenz, Eddie, RB, USC..... | 1946-51 |
| Sagnella, Anthony, DT, Rutgers..... | 1987 |
| Salave'a, Joe, DL, Arizona..... | 2004-06 |
| Salem, Ed, B, Alabama..... | 1951 |
| Salter, Bryant, S, Pittsburgh..... | 1974-75 |
| Sample, Johnny, DB, Maryland St..... | 1963-65 |
| Samuels, Chris, T, Alabama..... | 2000-09 |
| Sanchez, John, T, San Francisco..... | 1947-49 |
| Sanchez, Mark, QB, USC..... | 2018 |
| Sanders, Chris, TE, Texas A&M..... | 1997 |
| Sanders, Deion, CB, Florida St..... | 2000 |
| Sanders, Lonnie, DB, Michigan St..... | 1963-67 |
| Sanders, Ricky, WR, SW Texas St..... | 1986-93 |
| Sandifer, Dan, DB, LSU..... | 1948-49 |
| Sanford, Haywood, E, Alabama..... | 1940 |
| Sanford, Jamarca, S, Ole Miss..... | 2014 |
| Sarboe, Phil, DB, Washington St..... | 1934 |
| Sardisco, Tony, G, Tulane..... | 1956 |
| Sasa, Don, DT, Washington St..... | 1997 |
| Saul, Ron, G, Michigan St..... | 1976-81 |
| Savage, Sebastian, CB, NC State..... | 1995 |

| | |
|--|------------------|
| Sawyer, John, TE, Southern Miss..... | 1983 |
| Scafide, John, T, Tulane..... | 1933 |
| Scanlan, Jerry, T, Hawaii..... | 1980-81 |
| Scarbath, Jack, QB, Maryland..... | 1953-54 |
| Scherff, Brandon, G, Iowa..... | 2015-20 |
| Schick, Doyle, LB, Kansas..... | 1961 |
| Schilling, Ralph, E, Oklahoma City..... | 1946 |
| Schlereth, Mark, G, Idaho..... | 1989-94 |
| Schmidt, Kermit E, Cal Poly-Pomona..... | 1932 |
| Schoenke, Ray, G, SMU..... | 1966-75 |
| Schrader, Jim, C, Notre Dame..... | 1954, 1956-61 |
| Schroeder, Jay, QB, UCLA..... | 1984-87 |
| Schweitzer, Wes, G, San Jose St..... | 2020 |
| Scissum, Willard, G, Alabama..... | 1987 |
| Scott, Darrion, DL, Ohio St..... | 2010-11 |
| Scott, Greg, DE, Hampton..... | 2002 |
| Scott, Jake, S, Georgia..... | 1976-78 |
| Scotti, Ben, DB, Maryland..... | 1959-61 |
| Scudero, Joe, B, San Francisco..... | 1954-58 |
| Scully, Mike, C, Illinois..... | 1988 |
| Seals, George, G, Missouri..... | 1964 |
| Seay, Virgil, WR, Troy St..... | 1981-84 |
| Sebek, Nick, B, Indiana..... | 1950 |
| Sedoris, Chris, C, Purdue..... | 1996 |
| Seedborg, John, E, Arizona St..... | 1965 |
| Sellers, Mike, FB, Walla Walla..... | 1998-00, 2004-11 |
| Seno, Frank, B, George Wash..... | 1943-44, 1949 |
| Sensabaugh, Coty, CB, Clemson..... | 2019 |
| Servanga, Kato, CB, California..... | 2001 |
| Settle, Tim, DT, Virginia Tech..... | 2018-20 |
| Settles, Tony, LB, Elon..... | 1987 |
| Severson, Jeff, DB, Long Beach St..... | 1972 |
| Seymour, Bob, B, Oklahoma..... | 1940-45 |
| Shade, Sam, S, Alabama..... | 1999-02 |
| Sharp, Everett, T, California Tech..... | 1944-45 |
| Sharpe, David, T, Florida..... | 2020 |
| Shedd, Kenny, WR, Northern Iowa..... | 2000 |
| Shepard, Derrick, WR, Oklahoma..... | 1987-88 |
| Shepherd, Bill, FB, Western Maryland..... | 1935 |
| Shepherd, Leslie, WR, Temple..... | 1994-98 |
| Shiner, Dick, QB, Maryland..... | 1964-66 |
| Shoener, Herb, E, Iowa..... | 1948-49 |
| Shorter, Jim, DB, Detroit..... | 1964-67 |
| Shugart, Clyde, G, Iowa St..... | 1939-44 |
| Shula, Don, DB, John Carroll..... | 1957 |
| Shuler, Heath, QB, Tennessee..... | 1994-96 |
| Siano, Tony, C, Fordham..... | 1932 |
| Siegert, Herb, G, Illinois..... | 1949-51 |
| Siemering, Larry, C, San Francisco..... | 1935-36 |
| Simmons, Ed, T, Eastern Washington..... | 1987-97 |
| Simmons, Roy, G, Georgia Tech..... | 1983 |
| Simpson, John, RB, Louisiana Tech..... | 2003 |
| Simpson, Chad, RB, Morgan St..... | 2010 |
| Sims, Cam, WR, Alabama..... | 2018-20 |
| Sims, Keith, G, Iowa St..... | 1997-2000 |
| Sims Jr., Steven, WR, Kansas..... | 2019-20 |
| Sinclair, Matt, LB, Illinois..... | 2007 |
| Sinko, Steve, T, Duquesne..... | 1934-36 |
| Sistrunk, Manny, DT, Arkansas AM&N..... | 1970-75 |
| Skaggs, Justin, WR, Evangel..... | 2002 |
| Slivinski, Steve, G, Washington..... | 1939-43 |
| Smallwood, Wendell, RB, West Virginia..... | 2019 |
| Smith, Alex, QB, Utah..... | 2018-20 |
| Smith, Alex, TE, Stanford..... | 2015 |
| Smith, Ben, E, Alabama..... | 1937 |
| Smith, Bruce, DE, Virginia Tech..... | 2000-03 |
| Smith, Cedric, FB, Florida..... | 1994-95 |
| Smith, Clifton, LB, Syracuse..... | 2003 |
| Smith, Derek M., LB, Arizona St..... | 1997-2000 |
| Smith, Dick, DB, Northwestern..... | 1967-68 |
| Smith, Ed, FB, NYU..... | 1936 |
| Smith, George, C, California..... | 1937, 1941-43 |
| Smith, Hunter, P, Notre Dame..... | 2009-10 |
| Smith, Hugh, E, Kansas..... | 1962 |

ALL-TIME ROSTER

Smith, Jack, E, Stanford.....1943
 Smith, Jerry, TE, Arizona St.....1965-77
 Smith, Jim, DB, Oregon.....1968
 Smith, Jimmy, RB, Elon.....1984
 Smith, John, WR, North Texas St.....1978
 Smith, Larry, RB, Florida.....1974
 Smith, Marcus, LB, Louisville.....2018
 Smith, Maurice, CB, Georgia.....2019
 Smith, Paul, DE, New Mexico.....1979-80
 Smith, Ricky, CB, Alabama St.....1984
 Smith, Riley, QB, Alabama.....1936-38
 Smith, Preston, LB, Mississippi St.....2015-18
 Smith, Timmy, RB, Texas Tech.....1987-88
 Smith, Vernice, G, Florida AGM.....1993-95
 Smith, Willie, T, East Carolina.....2011
 Smith-Williams, James, DE, NC State.....2020
 Smithson, Fish, S, Kansas.....2017
 Smoot, Fred, CB, Miss. St.....2001-04, 2007-08
 Snead, Norm, QB, Wake Forest.....1961-63
 Sneddon, Bob, B, St. Mary's (CA).....1944
 Snidow, Ron, DE, Oregon.....1963-67
 Snipes, Angelo, LB, West Georgia.....1986
 Snow, Justin, LS, Baylor.....2012
 Snowden, Jim, T, Notre Dame.....1965-71
 Soboleski, Joe, G, Michigan.....1949
 Sommer, Mike, B, Geo. Wash.....1958-59, 1961
 Sommers, Jack, C, UCLA.....1947
 Spaight, Martrell, LB, Arkansas.....2015-17
 Spaniel, Frank, B, Notre Dame.....1950
 Sparks, Dave, G, South Carolina.....1954
 Spirida, John, E, St. Anselm's.....1939
 Springs, Shawn, CB, Ohio St.....2004-08
 Sprinkle, Jeremy, TE, Arkansas.....2017-20
 Stacco, Ed, T, Colgate.....1948
 Stai, Brenden, G, Nebraska.....2002
 Stallings, Don, E, North Carolina.....1960
 Stallworth, Donté, WR, Tennessee.....2011
 Stanfel, Dick, G, San Francisco.....1956-58
 Stanley, Walter, WR, Mesa (CO).....1990
 Starke, George, T, Columbia.....1973-84
 Stasica, Leo, B, Colorado.....1943
 Staton, Jim, T, Wake Forest.....1951
 Steber, John, G, Georgia Tech.....1946-50
 Steffen, Jim, DB, UCLA.....1961-65
 Steinmetz, David, T, Purdue.....2020
 Stenn, Paul, T, Villanova.....1946
 Stensrud, Mike, DT, Iowa St.....1989
 Stephens, Lenoard, TE, Howard.....2002
 Stephens, Louis, G, San Francisco.....1955-60
 Stephens, Rod, LB, Georgia Tech.....1995-96
 Steponovich, Mike, G, St. Mary's.....1933
 Stevens, Matt, S, Appalachian St.....1998-2000
 Stief, Dave, WR, Portland St.....1983
 Stits, Bill, DB, UCLA.....1959
 Stock, Mark, WR, VMI.....1993
 Stokes, Fred, DE, Georgia Southern.....1989-92
 Stokes, Tim, T, Oregon.....1975-77
 Stone, Ken, S, Vanderbilt.....1973-75
 Stout, Pete, B, TCU.....1949-50
 Stoutmire, Omar, S, Fresno St.....2005, 2007
 Stovall, Dick, C, Abilene Christian.....1949
 Stowe, Tyrone, LB, Rutgers.....1994
 Stralka, Clem, G, Georgetown.....1938-42, 1945-46
 Strickland, Fred, LB, Purdue.....1999
 Stroman, Greg, CB, Virginia Tech.....2018-20
 Stuart, Jim, T, Oregon.....1938
 Stubblefield, Dana, DT, Kansas.....1998-00
 Sturt, Fred, G, Bowling Green.....1974
 Stynchula, Andy, DT, Penn St.....1960-63
 Suisham, Shaun, K, Bowling Green.....2006-09
 Sulfsted, Alex, G, Miami (OH).....2002
 Sullivan, John, C, Notre Dame.....2016
 Suminski, Dave, G, Wisconsin.....1953
 Sundberg, Nick, LS, California.....2010-20

Sutton, Ed, B, North Carolina.....1957-59
 Sutton, Eric, CB, San Diego St.....1996
 Swearinger, D.J., S, South Carolina.....2017-18
 Sweat, Montez, DE, Mississippi St.....2019-20
 Sweeney, Walt, G, Syracuse.....1974-75
 Sykes, Bob, B, San Jose St.....1952
 Symonette, Josh, S, Tennessee Tech.....2000
 Szafaryn, Len, T, North Carolina.....1949
 Szott, Dave, OL, Penn St.....2001

T

Talbert, Diron, DT, Texas.....1971-80
 Tamm, Ralph, T, West Chester.....1991
 Tanner, Barron, DT, Oklahoma.....1999
 Tapp, Darryl, LB, Virginia Tech.....2013
 Taylor, Charley, WR, Arizona St.....1964-77
 Taylor, Hugh, E, Oklahoma City.....1947-54
 Taylor, Jason, LB, DE, Akron.....2008
 Taylor, Keith, S, Illinois.....1994-96
 Taylor, Mike, T, USC.....1971
 Taylor, Roosevelt, DB, Grambling St.....1972
 Taylor, Sean, S, Miami (Fla.).....2004-07
 Temple, Mark, B, Oregon.....1936
 Tereshinski, Joe, E, Georgia.....1947-54
 Terrell, Daryl, OL, Southern Miss.....2003
 Terrell, David, CB, Texas - El Paso.....2000-03
 Theismann, Joe, QB, Notre Dame.....1974-85
 Theofiledes, Harry, QB, Waynesburg.....1968
 Thibodeaux, Keith, CB, NW Louisiana.....1997
 Thielemann, R.C., G, Arkansas.....1985-88
 Thomas, Chris, WR, Cal Poly.....1997-99
 Thomas, Devin, WR, Michigan St.....2008-10
 Thomas, Duane, RB, West Texas St.....1973-74
 Thomas, George, B, Oklahoma.....1950-51
 Thomas, Johnny, CB, Baylor.....1988-90, 92-94
 Thomas, Logan, TE, Virginia Tech.....2020
 Thomas, Mike, RB, UNLV.....1975-78
 Thomas, Phillip, S, Fresno St.....2014
 Thomas, Pierre, RB, Illinois.....2015
 Thomas, Ralph, E, San Francisco.....1955-56
 Thomas, Randy, OL, Mississippi St.....2003-09
 Thomas, Simeon, CB, Louisiana Lafayette.....2019
 Thomas, Spencer, S, Washburn.....1975
 Thompson, Brandyn, CB, Boise St.....2011
 Thompson, Chris, RB, Florida St.....2013-19
 Thompson, Derrius, WR, Baylor.....1999-02
 Thompson, Ricky, WR, Baylor.....1978-81
 Thompson, Steve, DT, Minnesota.....1987
 Thrash, James, WR, Mo. So.....1997-2000, 04-08
 Thure, Brian, T, California.....1995
 Thurlow, Steve, RB, Stanford.....1966-68
 Tice, Mike, TE, Maryland.....1989
 Tillman, Rusty, LB, Northern Arizona.....1970-77
 Tilton, Ron, G, Tulane.....1986
 Titchenal, Bob, C, San Jose St.....1940-42
 Todd, Dick, RB, Texas A&M.....1939-42, 1945-48
 Toibin, Brendan, K, Richmond.....1987
 Toler, Greg, CB, Saint Paul's.....2016
 Tonneff, Bob, DT, Notre Dame.....1959-64
 Toohill, Casey, DE, Stanford.....2020
 Torain, Ryan, RB, Arizona St.....2010-11
 Torgeson, LaVern, LB, Washington St.....1955-57
 Torrence, Leigh, CB, Stanford.....2006-07
 Tosi, Flavio, E, Boston College.....1934-36
 Towns, Morris, T, Missouri.....1984
 Tracy, Tom, B, Tennessee.....1963-64
 Trail, Lynden, LB, Norfolk St.....2016
 Trotter, Jeremiah, LB, Stephen F. Austin.....2002-03
 Truitt, Dave, TE, North Carolina.....1987
 Truitt, Olanda, WR, Mississippi St.....1994-95
 Tucker, Ross, OL, Princeton.....2001, 2007
 Tryon, Justin, CB, Arizona St.....2008
 Tuckey, Dick, FB, Manhattan.....1938

Tupa, Tom, P, Ohio St. (IR 2005).....2004-05
 Turk, Dan, C, Wisconsin.....1997-99
 Turk, Matt, P, Wisconsin-Whitewater.....1995-99
 Turley, Doug, E, Scranton.....1944-48
 Turner, J.T., G, Duke.....1984
 Turner, Jay, B, George Washington.....1938-39
 Turner, Kevin, LB, Pacific.....1981
 Turner, Scott, CB, Illinois.....1995-97
 Tuthill, James, K, Cal. Poly.....2002
 Tyrer, Jim, T, Ohio St.....1974

U

Ucovich, Mitchell, T, San Jose St.....1944
 Uhlenhake, Jeff, C, Ohio St.....1996-97
 Ulinski, Harry, C, Kentucky.....1950-51, 1953-56
 Ungerer, Joe, T, Fordham.....1944-45
 Upshaw, Regan, DE, California.....2003

V

Vactor, Ted, DB, Nebraska.....1969-73
 Vanderbeek, Matt, LB, Michigan St.....1995-96
 Varty, Mike, LB, Northwestern.....1974
 Vaughn, Clarence, S, Northern Illinois.....1987-91
 Venuto, Sam, B, Guilford.....1952
 Verdin, Clarence, WR, SW Louisiana.....1986-87
 Vereb, Ed, RB, Maryland.....1960
 Vickers, Kipp, T, Miami (Fla.).....1999, 2002
 Vigil, Zach, LB, Utah State.....2016-18
 Vincent, Troy, DB, Wisconsin.....2006
 Vital, Lionel, RB, Nicholls St.....1987
 Voytek, Ed, G, Purdue.....1957-58

W

Waddy, Ray, CB, Texas A&I.....1979-80
 Wade, Bob, DB, Morgan St.....1969
 Wade, Todd, OL, Mississippi.....2006-07
 Ward, David (Nubbin), E, Haskell Indian.....1933
 Ware, Kevin, TE, Washington.....2003
 Waechter, Henry, DT, Nebraska.....1987
 Wahler, Jim, DT, UCLA.....1992-93
 Walker, Brian, S, Washington St.....1996-97
 Walker, Marquis, CB, SE Missouri St.....1996
 Walker, Rick, TE, UCLA.....1980-85
 Walters, Tom, DB, Southern Miss.....1964-67
 Walton, Alvin, S, Kansas.....1986-91
 Walton, Frank, G, Pittsburgh.....1934, 44-45
 Walton, Joe, E, Pittsburgh.....1957-60
 Ward, Bill, G, Washington St.....1946-47
 Warner, Ron, DE, Kansas.....2003-04
 Warren, Don, TE, San Diego St.....1979-92
 Warren, Michael, RB, Cincinnati.....2020
 Washington, Anthony, CB, Fresno St.....1983-84
 Washington, Fred, T, North Texas St.....1968
 Washington, James, S, UCLA.....1995
 Washington, Joe, RB, Oklahoma.....1981-84
 Washington, Marcus, LB, Auburn.....2004-08
 Washington, Mickey, CB, Texas A&M.....1992
 Waters, Dale (Muddy), T, Florida.....1932-33
 Watson, Jim, C, Pacific.....1945
 Watson, Kenny, RB, Penn St.....2002
 Watson, Sid, B, Northwestern.....1958
 Watts, George, T, Appalachian St.....1942
 Way, Tress, P, Oklahoma.....2014-20
 Weah, Jester, WR, Pittsburgh.....2019
 Weatherall, Jim, T, Oklahoma.....1958
 Weaver, Charlie, LB, USC.....1981
 Webster, Kayvon, CB, South Florida.....2019
 Weil, Jack, P, Wyoming.....1987
 Weisenbaugh, Heinie, B, Pittsburgh.....1935-36
 Welch, Herb, DB, UCLA.....1989
 Weldon, Casey, QB, Florida St.....1999

ALL-TIME ROSTER

Weldon, Larry, QB, Presbyterian.....1944-45
 Weller, Rabbit (Bub), B, Haskell Indian.....1933
 Wells, Billy, B, Michigan St.....1954, 1956-57
 Westbrook, Byron, CB, Salisbury.....2009-11
 Westbrook, Michael, WR, Colorado.....1995-2001
 Westfall, Ed, B, Ohio Wesleyan.....1932-33
 Whisenhunt, Ken, TE, Georgia Tech.....1990
 White, Jeris, CB, Hawaii.....1980-82
 White, Markus, LB, Florida St.....2011-12
 Whited, Marvin, G, Oklahoma.....1942, 45
 Whitfield, A.D., RB, North Texas St.....1966-68
 Whitner Sr., Donte, S, Ohio St.....2016
 Whitley, Taylor, OL, Texas A&M.....2006
 Whitlow, Bob, C, Arizona.....1960-61
 Wiggins, Paul, T, Oregon.....1998
 Wilbur, John, G, Stanford.....1971-74
 Wilburn, Barry, CB, Mississippi.....1985-89
 Wilde, George, B, Texas A&M.....1947
 Wilder, James, RB, Missouri.....1990
 Wilkerson, Basil, E, Oklahoma City.....1932
 Wilkin, Willie, T, St. Mary's (CA).....1938-43
 Wilkins, Roy, LB, Georgia.....1960-61
 Wilkinson, Dan, DT, Ohio St.....1998-2002
 Williams, Cary, CB, Washburn.....2015
 Williams, Clarence, RB, South Carolina.....1982
 Williams, Doug, QB, Grambling.....1986-89
 Williams, Eddie, FB, Idaho.....2009
 Williams, Edwin, C/G, Maryland.....2009
 Williams, Eric, DT, Washington St.....1990-93
 Williams, Fred, T, Arkansas.....1964-65
 Williams, Gerard, DB, Langston.....1976-78
 Williams, Greg, FS, Mississippi St.....1982-85
 Williams, Jamel, S, Nebraska.....1997-99
 Williams, Jeff, T, Rhode Island.....1978-80
 Williams, John, B, USC.....1952-53
 Williams, Keiland, RB, LSU.....2010, 12
 Williams, Kevin, CB, Iowa St.....1985, 1988
 Williams, Madieu, S, Maryland.....2012
 Williams, Marvin, TE, Fullerton St.....1987
 Williams, Michael, TE, Alabama A&M.....1982-84
 Williams, Mike, G, Texas.....2009
 Williams, Nick, WR, Connecticut.....2013
 Williams, Robert, CB, Baylor.....1993
 Williams, Roydell, WR, Tulane.....2010
 Williams, Sid, LB, Southern.....1967
 Williams, Trent, T, Oklahoma.....2010-19
 Williams, Trevardo, LB, Connecticut.....2014
 Williamson, Ernie, T, North Carolina.....1947
 Willis, Keith, DT, Northeastern.....1993
 Willis, Larry, S, Texas-El Paso.....1973
 Wilson, Bobby, DT, Michigan St.....1991-94
 Wilson, Caleb, TE, UCLA.....2019
 Wilson, Chris, DE, Northwood.....2007-10, 12
 Wilson, Eric, LB, Maryland.....1987
 Wilson, Josh, CB, Maryland.....2011-13
 Wilson, Mark, OL, California.....2004
 Wilson, Shaun, RB, Duke.....2019
 Wilson, Ted, WR, Central Florida.....1987
 Wilson, Wayne, RB, Shepard.....1987
 Winans, Tydus, WR, Fresno St.....1994-95
 Winey, Brandon, DT, LSU.....2003
 Windham, David, LB, Jackson St.....1987
 Wingate, Heath, C, Bowling Green.....1967
 Winslow, Doug, WR, Drake.....1976-77
 Witucki, Casimir, G, Indiana.....1950-51, 1953-56
 Wonsley, Otis, RB, Alcorn St.....1981-85
 Woodard, Dick, C, Iowa.....1952
 Woodberry, Dennis, CB, S. Arkansas.....1987-88
 Woodruff, Lee, FB, Mississippi.....1932
 Woodrum, Josh, QB, Liberty.....2019
 Woods, Tony, DE, Pittsburgh.....1994-96
 Wooten, John, G, Colorado.....1968
 Wooten, Mike, C, VMI.....1987
 Worthington, Doug, DE, Ohio St.....2012

Wright, Isaiah, WR, Temple.....2020
 Wright, Kenny, CB, Northwestern St.....2006
 Wright, Steve, T, Alabama.....1970
 Wright, Toby, CB, Nebraska.....1999
 Wright, Ted, B, North Texas St.....1934-35
 Wuerffel, Danny, QB, Florida.....2002
 Wulff, Jim, B, Michigan St.....1960-61
 Wyant, Fred, QB, West Virginia.....1956
 Wyche, Sam, QB, Furman.....1971-73
 Wycheck, Frank, TE-FB, Maryland.....1993-94
 Wycoff, Doug, FB, Georgia Tech.....1934
 Wynn, Renaldo, DL, Notre Dame.....2002-06, 09
 Wynne, William, DE, Tennessee St.....1977
 Wysocki, Pete, LB, West. Michigan.....1975-80

Y

Yarber, Eric, WR, Idaho.....1986-87
 Yeboah-Kodie, Phil, LB, Penn St.....1995
 Yoder, Todd, TE, Vanderbilt.....2006-09
 Yonakor, John, E, Notre Dame.....1952
 Youel, Jim, B, Iowa.....1946-48
 Young, Bill, T, Alabama.....1937-42, 1946
 Young, Chase, DE, Ohio State.....2020
 Young, Darrel, FB, Villanova.....2010-15
 Young, Roy, T, Texas A&M.....1938
 Young, Wilbur, DE, William Penn.....1981
 Youngblood, Jim, LB, Tenn. Tech.....1984
 Yowarsky, Walt, E, Kentucky.....1951, 54

Z

Zagers, Bert, B, Michigan St.....1955, 1957-58
 Zelenka, Joe, LS, Wake Forest.....2000
 Zellner, Peppi, DE, Fort Valley St.....2003
 Zendejas, Max, K, Arizona.....1986
 Zeno, Joe, G, Holy Cross.....1942-44
 Zorich, Chris, DT, Notre Dame.....1997
 Zimmerman, Roy, B, San Jose St.....1940-42



ALL-TIME WINS AND LOSSES

Overall

| | W | L | T | G | Pct.* |
|----------------------|-----|-----|---|-----|-------|
| Lud Wray | 4 | 4 | 2 | 10 | 0.500 |
| Lone Star Dietz | 11 | 11 | 2 | 24 | 0.500 |
| Eddie Casey | 2 | 8 | 1 | 11 | 0.200 |
| Ray Flaherty | 56 | 23 | 3 | 82 | 0.709 |
| Arthur Bergman | 7 | 4 | 1 | 12 | 0.636 |
| Dudley DeGroot | 14 | 6 | 1 | 21 | 0.700 |
| A.G. "Turk" Edwards | 16 | 18 | 1 | 35 | 0.471 |
| John Whelchel | 3 | 3 | 1 | 7 | 0.500 |
| Herman Ball | 4 | 16 | 0 | 20 | 0.200 |
| Dick Todd | 5 | 4 | 0 | 9 | 0.556 |
| Earl "Curly" Lambeau | 10 | 13 | 1 | 24 | 0.435 |
| Joe Kuharich | 26 | 32 | 2 | 60 | 0.448 |
| Mike Nixon | 4 | 18 | 2 | 24 | 0.182 |
| Bill McPeak | 21 | 46 | 3 | 70 | 0.313 |
| Otto Graham | 17 | 22 | 3 | 42 | 0.436 |
| Vince Lombardi | 7 | 5 | 2 | 14 | 0.583 |
| Bill Austin | 6 | 8 | 0 | 14 | 0.429 |
| George Allen | 69 | 35 | 1 | 105 | 0.663 |
| Jack Pardee | 24 | 24 | 0 | 48 | 0.500 |
| Joe Gibbs | 171 | 101 | 0 | 272 | 0.629 |
| Richie Petitbon | 4 | 12 | 0 | 16 | 0.250 |
| Norv Turner | 50 | 60 | 1 | 111 | 0.455 |
| Terry Robiskie | 1 | 2 | 0 | 3 | 0.333 |
| Marty Schottenheimer | 8 | 8 | 0 | 16 | 0.500 |
| Steve Spurrier | 12 | 20 | 0 | 32 | 0.375 |
| Jim Zorn | 12 | 20 | 0 | 32 | 0.375 |
| Mike Shanahan | 24 | 41 | 0 | 65 | 0.369 |
| Jay Gruden | 35 | 50 | 1 | 86 | 0.413 |
| Bill Callahan | 3 | 8 | 0 | 11 | 0.273 |
| Ron Rivera | 7 | 10 | 0 | 17 | 0.411 |

*NOTE: Ties were not factored into winning percentage prior to 1972

Regular Season

| | W | L | T | G | Pct.* |
|------------------------|-----|----|---|-----|-------|
| Lud Wray | 4 | 4 | 2 | 10 | 0.500 |
| Lone Star Dietz | 11 | 11 | 2 | 24 | 0.500 |
| Eddie Casey | 2 | 8 | 1 | 11 | 0.200 |
| Ray Flaherty | 54 | 21 | 3 | 78 | 0.720 |
| Arthur "Dutch" Bergman | 6 | 3 | 1 | 10 | 0.667 |
| Dudley DeGroot | 14 | 5 | 1 | 20 | 0.737 |
| A.G. "Turk" Edwards | 16 | 18 | 1 | 35 | 0.471 |
| John Whelchel | 3 | 3 | 1 | 7 | 0.500 |
| Herman Ball | 4 | 16 | 0 | 20 | 0.200 |
| Dick Todd | 5 | 4 | 0 | 9 | 0.556 |
| Earl "Curly" Lambeau | 10 | 13 | 1 | 24 | 0.435 |
| Joe Kuharich | 26 | 32 | 2 | 60 | 0.448 |
| Mike Nixon | 4 | 18 | 2 | 24 | 0.182 |
| Bill McPeak | 21 | 46 | 3 | 70 | 0.313 |
| Otto Graham | 17 | 22 | 3 | 42 | 0.436 |
| Vince Lombardi | 7 | 5 | 2 | 14 | 0.583 |
| Bill Austin | 6 | 8 | 0 | 14 | 0.429 |
| George Allen | 67 | 30 | 1 | 98 | 0.691 |
| Jack Pardee | 24 | 24 | 0 | 48 | 0.500 |
| Joe Gibbs | 154 | 94 | 0 | 248 | 0.621 |
| Richie Petitbon | 4 | 12 | 0 | 16 | 0.250 |
| Norv Turner | 49 | 59 | 1 | 109 | 0.454 |
| Terry Robiskie | 1 | 2 | 0 | 3 | 0.333 |
| Marty Schottenheimer | 8 | 8 | 0 | 16 | 0.500 |
| Steve Spurrier | 12 | 20 | 0 | 32 | 0.375 |
| Jim Zorn | 12 | 20 | 0 | 32 | 0.375 |
| Mike Shanahan | 24 | 40 | 0 | 64 | 0.375 |
| Jay Gruden | 35 | 44 | 1 | 80 | 0.444 |
| Ron Rivera | 7 | 9 | 0 | 16 | 0.437 |

Postseason

| | W | L | G | Pct. |
|------------------------|----|---|----|-------|
| Ray Flaherty | 2 | 2 | 4 | 0.500 |
| Arthur "Dutch" Bergman | 1 | 1 | 2 | 0.500 |
| Dudley DeGroot | 0 | 1 | 1 | 0.000 |
| George Allen | 2 | 5 | 7 | 0.286 |
| Joe Gibbs | 17 | 7 | 24 | 0.708 |
| Norv Turner | 1 | 1 | 2 | 0.500 |
| Mike Shanahan | 0 | 1 | 1 | 0.000 |
| Jay Gruden | 0 | 1 | 1 | 0.000 |
| Ron Rivera | 0 | 1 | 1 | 0.000 |



DRAFT HISTORY

Stylized players appear on the all-time roster.

| 1936 | | | | |
|----------|-----------|----------|----------------------|-------------------|
| 1 | 2 | B | Riley Smith | Alabama |
| 2 | 11 | E | Keith Topping | Stanford |
| 3 | 20 | B | Ed Smith | NYU |
| 4 | 29 | G | Paul Tangora | Northwestern |
| 5 | 38 | T | Wilson Groseclose | TCU |
| 6 | 47 | T | Larry Lutz | California |
| 7 | 56 | B | Don Irwin | Colgate |
| 8 | 65 | E | Wayne Millner | Notre Dame |
| 9 | 74 | G | Marcel Saunders | Loyola [CA] |

| 1937 | | | | |
|----------|-----------|----------|-------------------|--------------------|
| 1 | 6 | B | Sam Baugh | TCU |
| 2 | 16 | B | Nello Falaschi | Santa Clara |
| 3 | 26 | B | Maurice Eldar | Kansas State |
| 4 | 36 | G | Dick Bassi | Santa Clara |
| 5 | 46 | T | Chuck Bond | Washington |
| 6 | 56 | B | Jimmie Cain | Washington |
| 7 | 66 | G | Rotta Holland | Kansas State |
| 8 | 76 | E | Joel Eaves | Auburn |
| 9 | 86 | T | Bill Docherty | Temple |
| 10 | 96 | E | Dom Mac Cara | NC State |

| 1938 | | | | |
|----------|-----------|----------|---------------------|----------------------|
| 1 | 9 | B | Andy Farkas | Detroit |
| 3 | 24 | B | Sam Chapman | California |
| 5 | 39 | C | Dave Price | Mississippi |
| 6 | 49 | E | Elmer Dohrmann | Nebraska |
| 7 | 59 | T | Roy Young | Texas A&M |
| 8 | 69 | B | Bill Hartman | Georgia |
| 9 | 79 | C | Ed Parks | Oklahoma |
| 10 | 89 | B | Jack Abbitt | Elon |

| 1939 | | | | |
|-----------|------------|----------|------------------------|-----------------------|
| 1 | 8 | T | I.B. Hale | TCU |
| 3 | 23 | B | Charley Holm | Alabama |
| 5 | 38 | B | Dick Todd | Texas A&M |
| 6 | 48 | B | Dave Anderson | California |
| 7 | 58 | C | Quinton Lumpkin | Georgia |
| 8 | 68 | T | Bo Russell | Auburn |
| 9 | 78 | B | Wilbur Moore | Minnesota |
| 10 | 88 | B | Jimmy Johnson | Washington |
| 11 | 98 | B | Jim German | Centre |
| 12 | 108 | B | Bob O'Mara | Duke |
| 13 | 118 | G | Steve Silvinski | Washington |
| 14 | 128 | B | Bob Hoffman | USC |
| 15 | 138 | B | Eric Tipton | Duke |
| 16 | 148 | T | Dick Farman | Washington St. |
| 17 | 158 | T | Clyde Shugart | Iowa State |
| 18 | 168 | B | Boyd Morgan | USC |
| 19 | 178 | T | Phil Smith | St. Benedict's |
| 20 | 188 | T | Paul Coop | Centre |
| 21 | 193 | G | Matt Kuber | Villanova |
| 22 | 198 | B | Al Cruver | Washington |

| 1940 | | | | |
|-----------|------------|----------|-----------------------|---------------------|
| 1 | 8 | B | Ed Boell | NYU |
| 3 | 23 | B | Buddy Banker | Tulane |
| 5 | 38 | T | Bill Kirchem | Tulane |
| 6 | 48 | T | Joe Boyd | Texas A&M |
| 7 | 58 | B | Roy Zimmerman | San Jose St. |
| 8 | 68 | E | Bud Orf | Missouri |
| 9 | 78 | B | Bob Hoffman | USC |
| 10 | 88 | B | Bob Seymour | Oklahoma |
| 11 | 98 | T | Howard Stoecker | USC |
| 13 | 118 | B | Sam Bartholomew | Tennessee |
| 14 | 128 | B | Ernie Lain | Rice |
| 15 | 138 | E | Sandy Sanford | Alabama |
| 16 | 148 | E | Bolo Perdue | Duke |
| 17 | 158 | C | Steve Andracko | Ohio State |
| 18 | 168 | B | Jay Graybeal | Oregon |
| 19 | 178 | B | Charley Slagle | UNC |
| 20 | 188 | B | Buck Murphy | Georgia Tech |
| 21 | 193 | T | Mel Wetzel | Missouri |
| 22 | 198 | B | Steve Sitko | Notre Dame |

| 1941 | | | | |
|-----------|------------|----------|--------------------|------------------------|
| 1 | 10 | B | Forest Evashevski | Michigan |
| 3 | 25 | T | Fred Davis | Alabama |
| 5 | 40 | T | Jim Stuart | Oregon |
| 6 | 50 | E | Ed Cifers | Tennessee |
| 7 | 60 | E | Al Krueger | USC |
| 8 | 70 | B | Henry Wilder | Iowa State |
| 9 | 80 | E | Bill Grimmett | Tulsa |
| 10 | 90 | G | Ed Hickerson | Alabama |
| 11 | 100 | E | Joe Aguirre | St. Mary's [CA] |
| 12 | 110 | B | Jack Banta | USC |
| 13 | 120 | T | Roy Conn | Arizona |
| 14 | 130 | B | Deward Tornell | San Jose St. |
| 15 | 140 | C | Morris Buckingham | San Jose St. |
| 16 | 150 | B | Ken Dow | Oregon State |
| 17 | 160 | E | Stan McRae | Michigan State |
| 18 | 170 | B | Joe Osmanski | Holy Cross |
| 19 | 180 | T | Earl Fullilove | Georgetown |
| 20 | 190 | E | Ed Hiestand | Vanderbilt |
| 21 | 195 | T | Tom Riggs | Illinois |
| 22 | 200 | B | Lee Gentry | Tulsa |

| 1942 | | | | |
|-----------|------------|----------|-------------------------|------------------------|
| 1 | 6 | B | Spec Sanders | Texas |
| 3 | 21 | B | Rufus Deal | Auburn |
| 5 | 36 | G | Joe Zeno | Holy Cross |
| 6 | 46 | T | Harley McCollum | Tulane |
| 7 | 56 | E | Bob Fitch | Minnesota |
| 8 | 66 | B | George Peters | Oregon State |
| 9 | 76 | B | Frank Swiger | Duke |
| 10 | 86 | B | Johnny Goodyear | Marquette |
| 11 | 96 | C | Al DeMao | Duquesne |
| 12 | 106 | B | Phil Ahwesh | Duquesne |
| 13 | 116 | E | John Kovatch | Notre Dame |
| 14 | 126 | B | Bill deCorrevont | Northwestern |
| 15 | 136 | B | Marvin Whited | Oklahoma |
| 16 | 146 | B | Dee Chipman | BYU |
| 17 | 156 | T | George Watts | Appalachian St. |
| 18 | 166 | B | Gene Stewart | Willamette |
| 19 | 176 | B | Charlie Timmons | Clemson |
| 20 | 186 | T | Tiny Croft | Ripon |
| 21 | 191 | B | Steve Juzwik | Notre Dame |
| 22 | 196 | B | Al Couppee | Iowa |



DRAFT HISTORY

1943

| | | | | |
|----|-----|---|------------------|-----------------|
| 1 | 10 | B | Jack Jenkins | Vanderbilt |
| 3 | 25 | B | Bill Dutton | Pittsburgh |
| 5 | 40 | E | Bob Dove | Notre Dame |
| 6 | 50 | C | Wally Ziemba | Notre Dame |
| 7 | 60 | T | Lou Rymkus | Notre Dame |
| 8 | 70 | G | Tony Leon | Alabama |
| 9 | 80 | E | Bob Motl | Northwestern |
| 10 | 90 | B | Walt McDonald | Tulane |
| 11 | 100 | T | George Perpich | Georgetown |
| 12 | 110 | C | Dan Wood | Mississippi |
| 13 | 120 | G | Harry Wright | Notre Dame |
| 14 | 130 | G | Oscar Britt | Mississippi |
| 15 | 140 | G | Dick Weber | Syracuse |
| 16 | 150 | B | Joe Day | Oregon State |
| 17 | 160 | B | Frank Dornfield | Georgetown |
| 18 | 170 | T | John Baklarz | Arizona State |
| 19 | 180 | E | Leo Mogus | Youngstown St. |
| 20 | 190 | B | Dick Secrest | Rochester |
| 21 | 200 | C | Don Nolander | Minnesota |
| 22 | 210 | B | Johnny Barrett | Georgetown |
| 23 | 220 | T | Tom Vohs | Colgate |
| 24 | 230 | B | Charlie Yancey | Mississippi St. |
| 25 | 240 | T | Roman Bentz | Tulane |
| 26 | 250 | E | Swiftly Berthold | Syracuse |
| 27 | 260 | B | Vince Pacewic | Loyola [CA] |
| 28 | 270 | T | Joe Riccardi | Ohio University |
| 29 | 280 | G | Johnny Jaffurs | Penn State |
| 30 | 290 | B | Frank Akins | Washington St. |
| 31 | 295 | B | Bill Corry | Florida |
| 32 | 300 | G | Bo Bogovich | Delaware |

1944

| | | | | |
|----|-----|---|----------------|----------------|
| 1 | 8 | B | Mike Micka | Colgate |
| 3 | 23 | T | Earl Audet | USC |
| 5 | 39 | B | Ed Doherty | Boston College |
| 6 | 50 | B | Jackie Fellows | Fresno State |
| 7 | 61 | G | Hal Fischer | Texas |
| 8 | 72 | T | Cliff White | Murray State |
| 9 | 83 | B | Ted Ogdahl | Willamette |
| 10 | 94 | B | Bob Sneddon | St Mary's [CA] |
| 11 | 105 | T | Bill Aldworth | Minnesota |
| 12 | 116 | B | Bill Joslyn | Stanford |
| 13 | 127 | C | Charley Walker | Kentucky |
| 14 | 138 | C | Boyd Clement | Oregon State |
| 15 | 149 | B | Jim Gaffney | Tennessee |
| 16 | 160 | T | Ted Ossowski | Oregon State |

| | | | | |
|----|-----|---|--------------------|----------------|
| 17 | 171 | B | Tom Davis | Duke |
| 18 | 182 | E | John Batorski | Colgate |
| 19 | 193 | C | Clyde Ehrhardt | Georgia |
| 20 | 204 | E | Dave Brown | UCLA |
| 21 | 215 | T | Bill Ivy | Northwestern |
| 22 | 226 | B | Bruce Babcock | Rochester |
| 23 | 237 | B | Bill Reinhard | California |
| 24 | 248 | G | Ed Bauer | South Carolina |
| 25 | 259 | B | Smokey Martin | Cornell |
| 26 | 270 | B | Lee Gustafson | Oregon State |
| 27 | 281 | T | Nick Pappas | Utah |
| 28 | 292 | E | Lindsey Bowen | Rice |
| 29 | 303 | T | Bill Gustafson | Washington St. |
| 30 | 314 | C | Bill Yablonski | Holy Cross |
| 31 | 320 | C | Buster Hollingbery | Washington St. |
| 32 | 326 | B | Willard Sheller | Stanford |

1945

| | | | | |
|----|-----|----|-----------------|------------------|
| 1 | 8 | QB | Jim Hardy | USC |
| 3 | 23 | T | Tree Adams | Notre Dame |
| 5 | 38 | C | George Bujan | Oregon |
| 6 | 51 | E | Johnny North | Vanderbilt |
| 7 | 61 | G | John Steber | Georgia Tech |
| 8 | 71 | E | Art Porter | Tulane |
| 9 | 84 | B | Curt Kuykendall | Auburn |
| 10 | 94 | E | Frank Brogger | Michigan State |
| 11 | 104 | B | Mack Creger | Northwestern |
| 12 | 117 | E | Paul McKee | Syracuse |
| 13 | 127 | QB | Charlie Conerly | Mississippi |
| 14 | 137 | E | John Putnik | Utah State |
| 15 | 150 | B | Eddie Saenz | USC |
| 16 | 160 | T | Dom Fusci | South Carolina |
| 17 | 170 | B | Bobby Jenkins | Alabama |
| 18 | 183 | T | Ed Stacco | Colgate |
| 19 | 193 | C | Jim Bradshaw | Auburn |
| 20 | 203 | B | Bill Shipkey | Stanford |
| 21 | 216 | T | Sid Halliday | SMU |
| 22 | 226 | T | Chick Davidson | Cornell |
| 23 | 236 | E | Gabby Martin | SMU |
| 24 | 249 | C | Jim McCurdy | Stanford |
| 25 | 259 | E | Cy Souders | Ohio State |
| 26 | 269 | B | Ben Wall | Western Michigan |
| 27 | 282 | E | George Hillery | UTEP |
| 28 | 292 | B | Milford Dreblow | USC |
| 29 | 302 | T | Frank Irwin | Duke |
| 30 | 315 | E | Leon Diner | Denver |

| | | | | |
|----|-----|---|--------------|------------|
| 31 | 320 | C | Bob Cummings | Vanderbilt |
| 32 | 325 | T | Don Nolander | Minnesota |

1946

| | | | | |
|----|-----|---|-------------------|-----------------|
| 1 | 9 | B | Cal Rossi | UCLA |
| 3 | 24 | B | Stan Koslowski | Holy Cross |
| 5 | 39 | B | Gay Adelt | Utah |
| 6 | 49 | B | Walt Trojanowski | Connecticut |
| 7 | 59 | T | Bob Hendren | USC |
| 8 | 69 | B | George Callanan | USC |
| 9 | 79 | E | Bob Skoglund | Notre Dame |
| 10 | 89 | B | Jake Leicht | Oregon |
| 11 | 99 | B | Chick Maggoli | Illinois |
| 12 | 109 | T | Monte Moncrief | Texas A&M |
| 13 | 119 | E | Joe Tereshinski | Georgia |
| 14 | 129 | E | Stan Sprague | Illinois |
| 15 | 139 | E | Harry Adelman | USC |
| 16 | 149 | B | Bob Butchofsky | Texas A&M |
| 17 | 159 | T | Mike Prashaw | Michigan |
| 18 | 169 | B | Ed Robnett | Texas Tech |
| 19 | 179 | B | LeMar Dykstra | Colorado |
| 20 | 189 | B | Bob Ward | San Jose St. |
| 21 | 199 | T | John Pehar | USC |
| 22 | 209 | B | Roger Robinson | Syracuse |
| 23 | 219 | C | Charley Cadenhead | Mississippi St. |
| 24 | 229 | G | Bob Rodas | Santa Clara |
| 25 | 239 | E | Charlie Webb | LSU |
| 26 | 249 | B | Marion Flanagan | Texas A&M |
| 27 | 259 | T | Roland Phillips | Georgia Tech |
| 28 | 269 | B | Jim Hallmark | Texas A&M |
| 29 | 279 | T | Fay Mills | Alabama |
| 30 | 289 | B | William Ritter | Georgia Tech |
| 31 | 294 | B | Sarkis Takesian | California |
| 32 | 299 | E | Mike Campbell | Mississippi |

1947

| | | | | |
|----|----|---|------------------|----------------|
| 1 | 4 | B | Cal Rossi | UCLA |
| 3 | 17 | B | Red Knight | LSU |
| 5 | 28 | E | Hank Foldberg | Army |
| 6 | 39 | G | Mike Garzoni | USC |
| 7 | 48 | C | Bill Gray | Oregon State |
| 8 | 59 | T | Hank Harris | Texas |
| 9 | 68 | E | Roy Karrasch | UCLA |
| 10 | 79 | T | Ernie Williamson | North Carolina |
| 11 | 88 | B | L.G. Carmody | C. Washington |
| 12 | 99 | E | U.S. Savage | Richmond |

DRAFT HISTORY

| | | | | |
|----|-----|---|----------------|----------------|
| 13 | 108 | E | Bob Steckroth | William & Mary |
| 14 | 119 | T | Weldon Edwards | TCU |
| 15 | 128 | C | Earl Wheeler | Arkansas |
| 16 | 139 | B | Billy Gold | Tennessee |
| 17 | 148 | T | Jack Hart | Detroit |
| 18 | 159 | B | Tom Nichols | Richmond |
| 19 | 168 | B | Harry Dowda | Wake Forest |
| 20 | 179 | E | Charlie Webb | LSU |
| 21 | 188 | T | Elmo Bond | Washington St. |
| 22 | 199 | B | Jim Hefti | St. Lawrence |
| 23 | 208 | E | Tom Dudley | Virginia |
| 24 | 219 | B | Jim Smith | Iowa |
| 25 | 228 | T | Hal Mullins | Duke |
| 26 | 239 | E | Francis Bacoka | Washington St. |
| 28 | 259 | C | Milt Dropo | Connecticut |
| 29 | 268 | B | Lynn Brownson | Stanford |
| 30 | 279 | B | Joe Colone | Penn State |
| 31 | 286 | E | Herb Shoener | Iowa |
| 32 | 295 | T | Bob Pievo | Purdue |

| 1948 | | | | |
|------|-----|---|-------------------|-------------------|
| 1 | 1 | B | Harry Gilmer | Alabama |
| 1 | 4 | B | Lowell Tew | Alabama |
| 3 | 16 | C | Tommy Thompson | William & Mary |
| 5 | 28 | B | Dan Sandifer | LSU |
| 6 | 38 | B | Jack Weisenberger | Michigan |
| 7 | 48 | B | Jack Kurkowski | Detroit |
| 8 | 58 | T | Jerry Cady | Gustavus Adolphus |
| 9 | 68 | B | Bob Anderson | Stanford |
| 10 | 78 | T | Mike Katrishen | S. Miss |
| 11 | 88 | T | Ed Marshall | Pennsylvania |
| 12 | 98 | G | Ted Andrus | SW La. |
| 13 | 108 | B | Carl Russ | Rice |
| 14 | 118 | B | Chick Jagade | Indiana |
| 15 | 128 | B | Eddie Quirk | Missouri |
| 16 | 138 | B | Art Pollard | Arizona |
| 17 | 148 | E | Chuck Newman | La. Tech |
| 17 | 151 | E | Dale Schwartzkopf | Texas Tech |
| 18 | 158 | C | Ray Percy | Oklahoma |
| 19 | 168 | T | Gene Vellela | Scranton |
| 20 | 178 | B | Cloyce Box | W. Texas St. |
| 21 | 188 | B | Bryan Bell | Wash. & Lee |
| 22 | 198 | C | Joel Williams | Texas |
| 23 | 208 | E | Lou Hoitsma | William & Mary |
| 24 | 218 | G | Floyd Lawhorn | Texas Tech |
| 25 | 228 | B | Dick West | Princeton |

| | | | | |
|----|-----|---|--------------|------------------|
| 26 | 238 | E | Roland Oakes | Missouri |
| 27 | 248 | T | Ed Watkins | Idaho |
| 28 | 258 | C | Don Corbitt | Arizona |
| 29 | 268 | B | Buddy Bowen | Mississippi |
| 30 | 278 | E | Vic Paulson | UC Santa Barbara |
| 31 | 286 | B | Barney Welch | Texas A&M |

| 1949 | | | | |
|------|-----|---|----------------|----------------|
| 1 | 8 | B | Rob Goode | Texas A&M |
| 2 | 18 | T | Laurie Niemi | Washington St. |
| 3 | 28 | T | Len Szafaryn | UNC |
| 4 | 38 | B | Mike DeNoia | Scranton |
| 5 | 48 | E | Eddie Berrang | Villanova |
| 7 | 68 | G | Chet Fritz | Missouri |
| 8 | 78 | B | Bob Kennedy | UNC |
| 9 | 88 | E | Ed McNeil | Michigan |
| 10 | 98 | G | Vic Vasicek | Texas |
| 11 | 108 | G | Homer Hobbs | Georgia |
| 12 | 118 | T | Harry Varner | Arizona |
| 13 | 128 | T | Ed Henke | USC |
| 14 | 138 | E | Pat Haggerty | William & Mary |
| 15 | 148 | T | Gene Frassetto | California |
| 16 | 158 | T | Dick Flowers | Alabama |
| 17 | 168 | B | Ross Pritchard | Arkansas |
| 18 | 178 | G | Herb Siegert | Illinois |
| 19 | 188 | B | Bob Hainlen | Colorado St. |
| 20 | 198 | E | Ollie Fletcher | USC |
| 21 | 208 | B | Tommy Hughes | Duke |
| 22 | 218 | E | Bill Clements | UCLA |
| 23 | 228 | B | Frank Pattee | Kansas |
| 24 | 238 | G | Jim Cullom | California |
| 25 | 248 | B | Nick Sebek | Indiana |

| 1950 | | | | |
|------|-----|----|----------------|----------------|
| 1 | 6 | B | George Thomas | Oklahoma |
| 2 | 19 | B | Hally Haynes | Santa Clara |
| 3 | 32 | T | Lou Karras | Purdue |
| 4 | 45 | C | Harry Ulinski | Kentucky |
| 5 | 58 | B | Frank Spaniel | Notre Dame |
| 6 | 71 | G | Gene Pepper | Missouri |
| 7 | 84 | T | Jerry Houghton | Washington St. |
| 8 | 97 | E | John Rohde | Pacific |
| 9 | 110 | T | Don Winslow | Iowa |
| 10 | 123 | QB | Eddie LeBaron | Pacific |
| 11 | 136 | E | Dan Brown | Villanova |
| 12 | 149 | B | Bill Chauncey | Iowa State |

| | | | | |
|----|-----|---|------------------|---------------|
| 13 | 162 | C | Clay Davis | Oklahoma St |
| 14 | 175 | T | Lyle Button | Illinois |
| 15 | 188 | E | Alex Loyd | Oklahoma St. |
| 16 | 201 | B | Charlie Justice | UNC |
| 17 | 214 | G | Jim Cullom | California |
| 18 | 227 | B | Alvin Duke | Arkansas |
| 19 | 240 | E | Ed White | Alabama |
| 20 | 253 | T | George Bayer | Washington |
| 21 | 266 | G | Cas Witucki | Indiana |
| 22 | 279 | T | John deLaurentis | Waynesburg |
| 23 | 292 | E | Joe Zuravleff | Northwestern |
| 24 | 305 | T | Dick Tilton | Nevada |
| 25 | 318 | B | Art Stewart | SE Oklahoma |
| 26 | 331 | B | Earl Roth | Maryland |
| 27 | 344 | T | Ed Lee | Kansas |
| 28 | 357 | B | Ralph Shoaf | West Virginia |
| 29 | 370 | G | Johnny Lundin | Minnesota |
| 30 | 383 | E | Bob Nappinger | Georgetown |

| 1951 | | | | |
|------|-----|----|------------------|--------------|
| 1 | 4 | B | Leon Heath | Oklahoma |
| 2 | 15 | B | Eddie Salem | Alabama |
| 2 | 21 | T | Jim Staton | Wake Forest |
| 3 | 29 | T | Walt Yowarsky | Kentucky |
| 4 | 40 | T | Paul Giroski | Rice |
| 6 | 65 | E | Jonn Martinkovic | Xavier |
| 7 | 76 | B | Johnny Papit | Virginia |
| 8 | 87 | B | Billy Cox | Duke |
| 9 | 101 | C | Jake Rowden | Maryland |
| 10 | 111 | T | James Janosek | Purdue |
| 10 | 113 | E | Bob Jensen | Iowa State |
| 11 | 124 | B | Bill DeChard | Holy Cross |
| 12 | 138 | G | Al Applegate | Scranton |
| 13 | 149 | B | Dick Campbell | Wyoming |
| 14 | 160 | QB | Adrian Burk | Baylor |
| 15 | 174 | T | Vic Thomas | Colorado |
| 16 | 185 | C | Bob Bates | Texas A&M |
| 17 | 196 | E | Gene Brito | Loyola [CA] |
| 18 | 210 | B | Dom Fucci | Kentucky |
| 19 | 221 | G | Buddy Brown | Arkansas |
| 20 | 232 | B | John Kerestes | Purdue |
| 21 | 246 | T | Clarence Marable | TCU |
| 22 | 257 | C | Elliot Speed | Alabama |
| 23 | 268 | B | Cecil Martin | N. Texas St. |
| 24 | 282 | B | Tom Powers | Duke |
| 25 | 293 | E | Bob Chubb | Shippensburg |

DRAFT HISTORY

| | | | | |
|----|-----|---|-----------------|-------------|
| 26 | 304 | B | Johnny Williams | USC |
| 27 | 318 | B | Bill Johnson | Stetson |
| 28 | 329 | G | John Kadlec | Missouri |
| 29 | 340 | B | Art Stewart | SE Oklahoma |
| 30 | 354 | T | Nick Bolkovac | Pittsburgh |

| 1952 | | | | |
|------|-----|---|------------------|----------------|
| 1 | 7 | B | Larry Isbell | Baylor |
| 2 | 19 | B | Andy Davis | G.W. |
| 3 | 31 | B | Al Dorow | Michigan State |
| 4 | 43 | C | Dick Hightower | SMU |
| 5 | 55 | G | Jim Clark | Oregon State |
| 6 | 67 | G | Ed Kensler | Maryland |
| 7 | 79 | B | Vic Janowicz | Ohio State |
| 8 | 91 | T | Hubert Johnston | Iowa |
| 9 | 103 | B | Dick Alban | Northwestern |
| 10 | 115 | E | Chet Ostrowski | Notre Dame |
| 11 | 127 | E | Orlando Mazza | Michigan State |
| 12 | 139 | C | Frank Middendorf | Cincinnati |
| 13 | 151 | T | Ray Potter | LSU |
| 14 | 163 | T | Doug Conaway | TCU |
| 15 | 175 | T | Julius Wittman | Ohio State |
| 16 | 187 | T | Marv Berschet | Illinois |
| 17 | 199 | B | Gill Bocetti | Wash. & Lee |
| 18 | 211 | E | Ed Bartlett | California |
| 19 | 223 | B | Joe Marvin | UCLA |
| 20 | 235 | C | Roger Kinson | Missouri |
| 21 | 247 | T | Dick Jenkins | Illinois |
| 22 | 259 | B | Jim O'Rourke | NC State |
| 23 | 271 | T | Ken Barfield | Mississippi |
| 24 | 283 | E | Ted Kirkland | Vanderbilt |
| 25 | 295 | T | Sal Gero | Elon |
| 26 | 307 | B | Danny Goode | Hardin-Simmons |
| 27 | 319 | E | Ben White | SMU |
| 28 | 331 | B | Ron Engel | Minnesota |
| 29 | 343 | B | John Pappa | California |
| 30 | 355 | B | Bob Linn | Case Western |

| 1953 | | | | |
|------|-----|---|------------------|----------------|
| 1 | 3 | B | Jack Scarbath | Maryland |
| 2 | 16 | T | Dick Modzelewski | Maryland |
| 3 | 27 | E | Paul Dekker | Michigan State |
| 4 | 40 | G | Don Boll | Nebraska |
| 5 | 51 | B | Nick Carras | Missouri |
| 8 | 88 | E | Lew Weidensaul | Maryland |
| 11 | 123 | B | Alex Webster | NC State |

| | | | | |
|----|-----|---|------------------|----------------|
| 12 | 136 | C | Buzz Nutter | Virginia Tech |
| 14 | 160 | B | Ed Timmerman | Michigan State |
| 15 | 171 | T | Dave Suminski | Wisconsin |
| 16 | 184 | E | Jim Slay | Mississippi |
| 17 | 195 | B | Bob Haner | Villanova |
| 18 | 208 | B | Jim Turner | Texas Tech |
| 19 | 219 | T | Tom Flyzik | G.W. |
| 20 | 232 | G | Bill Link | Wake Forest |
| 21 | 243 | C | Jim Dublinski | Utah |
| 22 | 256 | G | Ed Pucci | USC |
| 23 | 267 | E | Ed Bierne | Detroit |
| 24 | 280 | B | Stan Butterworth | Bucknell |
| 25 | 291 | G | Art Hurd | Maryland |
| 26 | 304 | T | Walt Ashcraft | USC |
| 27 | 315 | T | John Zanetti | John Carroll |
| 28 | 328 | B | Bob Buckley | USC |
| 29 | 339 | B | Pat Shires | Tennessee |
| 30 | 352 | B | Bob Mathias | Stanford |

| 1954 | | | | |
|------|-----|---|-----------------|----------------|
| 1 | 8 | E | Steve Meilinger | Kentucky |
| 2 | 20 | C | Jim Schrader | Notre Dame |
| 4 | 39 | B | Ralph Felton | Maryland |
| 5 | 56 | B | Billy Wells | Michigan State |
| 6 | 68 | C | Bill McHenry | Wash & Lee |
| 7 | 80 | T | Harry Jagielski | Indiana |
| 8 | 92 | E | Bill Marker | West Virginia |
| 9 | 104 | T | Jerry Minnick | Nebraska |
| 10 | 116 | B | Merrill Green | Oklahoma |
| 11 | 128 | B | Gene Wilson | South Carolina |
| 12 | 140 | T | Ben Dunkerly | West Virginia |
| 13 | 152 | B | Roger Dornburg | Wisconsin |
| 14 | 164 | T | Roger Nelson | Oklahoma |
| 15 | 176 | T | Hugh Merck | South Carolina |
| 16 | 188 | E | Gilmer Spring | Texas |
| 17 | 200 | B | Jerry Coody | Baylor |
| 18 | 212 | C | Walt Cudzik | Purdue |
| 19 | 224 | B | Jerry Witt | Wisconsin |
| 20 | 236 | E | Sam Morley | Stanford |
| 21 | 248 | T | John Cavaglieri | N. Texas St. |
| 22 | 260 | B | Max Schmaling | Purdue |
| 23 | 272 | G | Pete Carrieri | Villanova |
| 24 | 284 | E | Will Renfro | Memphis St. |
| 25 | 296 | G | George Rosso | Ohio State |
| 26 | 308 | B | Dorsey Gibson | Oklahoma State |
| 27 | 320 | E | Ken Yarborough | UNC |

| | | | | |
|----|-----|---|------------|--------------|
| 28 | 332 | T | Ron Hansen | Minnesota |
| 29 | 344 | B | Ted Kress | Michigan |
| 30 | 356 | B | Don Rondou | Northwestern |

| 1955 | | | | |
|------|-----|----|------------------|---------------|
| 1 | 4 | QB | Ralph Guglielmi | Notre Dame |
| 3 | 28 | B | Ray Perkins | Syracuse |
| 5 | 52 | T | Don Glantz | Nebraska |
| 7 | 76 | E | Erik Christensen | Richmond |
| 7 | 80 | G | Ron Marciniak | Kansas State |
| 8 | 87 | C | Johnny Allen | Purdue |
| 9 | 100 | T | John Miller | B.C. |
| 10 | 111 | G | Tom Louderback | San Jose St. |
| 11 | 124 | B | Larry Parker | UNC |
| 12 | 135 | T | John Barish | Waynesburg |
| 13 | 148 | T | Len Oniskey | Cornell |
| 14 | 159 | E | Tom Braatz | Marquette |
| 15 | 172 | B | Charley Horton | Vanderbilt |
| 16 | 183 | B | Hal Norris | California |
| 17 | 196 | G | Don Shea | Georgia |
| 18 | 207 | B | Don Bailey | Penn State |
| 19 | 220 | E | Bob Dee | Holy Cross |
| 20 | 231 | T | Ron Geyer | Michigan |
| 21 | 244 | B | Buck George | Clemson |
| 22 | 255 | B | Joe Boland | G.W. |
| 23 | 268 | C | Chick Donaldson | West Virginia |
| 24 | 279 | T | Bob Ready | Notre Dame |
| 25 | 292 | C | Frank Radella | Wyoming |
| 26 | 303 | G | Walt Houston | Purdue |
| 27 | 317 | B | A.J. Baker | Arkansas |
| 28 | 327 | T | Arch Cassidy | Florida |
| 29 | 340 | E | Bing Bordier | USC |
| 30 | 351 | E | Tom Petty | Virginia Tech |

| 1955 | | | | |
|------|-----|----|------------------|--------------|
| 1 | 4 | QB | Ralph Guglielmi | Notre Dame |
| 3 | 28 | B | Ray Perkins | Syracuse |
| 5 | 52 | T | Don Glantz | Nebraska |
| 7 | 76 | E | Erik Christensen | Richmond |
| 7 | 80 | G | Ron Marciniak | Kansas State |
| 8 | 87 | C | Johnny Allen | Purdue |
| 9 | 100 | T | John Miller | B.C. |
| 10 | 111 | G | Tom Louderback | San Jose St. |
| 11 | 124 | B | Larry Parker | UNC |
| 12 | 135 | T | John Barish | Waynesburg |
| 13 | 148 | T | Len Oniskey | Cornell |

DRAFT HISTORY

| | | | | |
|----|-----|---|-----------------|---------------|
| 14 | 159 | E | Tom Braatz | Marquette |
| 15 | 172 | B | Charley Horton | Vanderbilt |
| 16 | 183 | B | Hal Norris | California |
| 17 | 196 | G | Don Shea | Georgia |
| 18 | 207 | B | Don Bailey | Penn State |
| 19 | 220 | E | Bob Dee | Holy Cross |
| 20 | 231 | T | Ron Geyer | Michigan |
| 21 | 244 | B | Buck George | Clemson |
| 22 | 255 | B | Joe Boland | G.W. |
| 23 | 268 | C | Chick Donaldson | West Virginia |
| 24 | 279 | T | Bob Ready | Notre Dame |
| 25 | 292 | C | Frank Radella | Wyoming |
| 26 | 303 | G | Walt Houston | Purdue |
| 27 | 317 | B | A.J. Baker | Arkansas |
| 28 | 327 | T | Arch Cassidy | Florida |
| 29 | 340 | E | Bing Bordier | USC |
| 30 | 351 | E | Tom Petty | Virginia Tech |

| 1956 | | | | |
|------|-----|----|------------------------|----------------|
| 1 | 12 | B | Ed Vereb | Maryland |
| 2 | 24 | E | John Paluck | Pittsburgh |
| 3 | 36 | B | Fred Wyant | West Virginia |
| 4 | 41 | T | Fran Machinsky | Ohio State |
| 5 | 59 | B | Gary Lowe | Michigan State |
| 7 | 83 | B | Donnie Caraway | Houston |
| 8 | 94 | B | Dick James | Oregon |
| 9 | 107 | B | Whitey Rouviere | Miami (Fla.) |
| 11 | 131 | G | Tom Powell | Colgate |
| 12 | 141 | B | Jerry Planutis | Michigan State |
| 12 | 142 | T | Gil Moreno | UCLA |
| 13 | 155 | G | Jerry Ward | Dayton |
| 14 | 166 | B | Pat Uebel | Army |
| 16 | 190 | G | Wells Gray | Wisconsin |
| 17 | 203 | QB | Eagle Day | Mississippi |
| 18 | 214 | E | Jim Pyburn | Auburn |
| 19 | 227 | G | Ray Lemek | Notre Dame |
| 20 | 238 | B | Vince Gonzales | LSU |
| 21 | 251 | E | Howard Schnellenberger | Kentucky |
| 22 | 262 | T | George Nicula | Notre Dame |
| 23 | 275 | B | Don St. John | Xavier |
| 24 | 286 | C | Johnny Tatum | Texas |
| 25 | 299 | G | Franklin Brooks | Georgia Tech |
| 26 | 310 | B | Dave Burnham | Wheaton |
| 27 | 323 | B | Royce Flippin | Princeton |
| 28 | 334 | B | Billy Hicks | Alabama |
| 29 | 347 | G | Pat Bisceglia | Notre Dame |

| | | | | |
|----|-----|---|--------------|----------------|
| 30 | 357 | G | Buck Nystrom | Michigan State |
|----|-----|---|--------------|----------------|

| 1957 | | | | |
|------|-----|----|--------------------|----------------|
| 1 | 9 | B | Don Bosseler | Miami (Fla.) |
| 2 | 21 | E | Joe Walton | Pittsburgh |
| 3 | 33 | B | Eddie Sutton | UNC |
| 4 | 40 | B | Jim Podoley | Cent. Michigan |
| 6 | 69 | T | J.T. Frankenberger | Kentucky |
| 7 | 81 | T | Wally Merz | Colorado |
| 8 | 93 | E | Paul Lopata | Yale |
| 9 | 105 | G | Galen Laack | Pacific |
| 10 | 117 | B | Don Dobrino | Iowa |
| 11 | 129 | T | Dick Foster | Idaho |
| 12 | 141 | QB | Wade Mitchell | Georgia Tech |
| 13 | 153 | B | Claude Austin | G.W. |
| 14 | 165 | T | George Rice | Wofford |
| 15 | 177 | E | Brad Bomba | Indiana |
| 16 | 189 | B | Joe Brodsky | Florida |
| 17 | 201 | B | Fred Brock | Wheaton |
| 18 | 213 | G | Ed Sakach | G.W. |
| 19 | 225 | B | John Bauer | Villanova |
| 20 | 237 | E | Buddy Frick | South Carolina |
| 21 | 249 | B | Sam Owen | Georgia Tech |
| 22 | 261 | G | Ed Voytek | Purdue |
| 23 | 273 | G | Al Viola | Northwestern |
| 24 | 285 | C | Bob Jennings | Furman |
| 25 | 297 | T | Dick Cassels | Catawba |
| 26 | 309 | B | Paul Rotenberry | Georgia Tech |
| 27 | 321 | T | Ormand Anderson | Georgia Tech |
| 28 | 333 | B | Guy Martin | Colgate |
| 29 | 345 | E | George Benedict | Springfield |
| 30 | 356 | B | Art Luppino | Arizona |

| 1958 | | | | |
|------|-----|----|----------------|----------------|
| 2 | 16 | B | Mike Sommer | G.W. |
| 3 | 28 | B | Stan Flowers | Georgia Tech |
| 3 | 31 | B | Bill Anderson | Tennessee |
| 4 | 40 | QB | Dan Nolan | Lehigh |
| 5 | 54 | QB | Jim Van Pelt | Michigan |
| 6 | 66 | B | Dick Lynch | Notre Dame |
| 7 | 78 | T | Leon Bennett | Boston College |
| 8 | 90 | E | Buddy Payne | UNC |
| 9 | 102 | C | Frank Kuchta | Notre Dame |
| 10 | 114 | T | Ben Preston | Auburn |
| 11 | 126 | T | Darrell Dess | NC State |
| 12 | 138 | G | Eddie Michaels | Villanova |

| | | | | |
|----|-----|----|------------------|----------------|
| 13 | 150 | QB | Ken Ford | Hardin-Simmons |
| 14 | 162 | E | Jack Faris | Penn State |
| 15 | 174 | T | Jack Davis | Maryland |
| 16 | 186 | E | Fred Polzer | Virginia |
| 17 | 198 | T | Fred Wilt | Richmond |
| 18 | 210 | B | Lennie King | Connecticut |
| 19 | 222 | C | Don Stephenson | Georgia Tech |
| 20 | 234 | E | Lou Pelham | Florida |
| 21 | 246 | G | Jackie Simpson | Mississippi |
| 22 | 258 | B | Charley Sanders | W. Texas St. |
| 23 | 270 | E | Ron Schomburger | Florida State |
| 24 | 282 | E | Rod Hanson | Illinois |
| 25 | 294 | G | John Groom | TCU |
| 26 | 306 | G | Frank Bloomquist | Iowa |
| 27 | 318 | E | Perry Gehring | Minnesota |
| 28 | 330 | G | Joe Biggs | Hardin-Simmons |
| 29 | 342 | B | Ed Coffin | Syracuse |
| 30 | 353 | E | Ted Smith | Georgia Tech |

| 1959 | | | | |
|------|-----|----|--------------------|---------------------|
| 1 | 4 | QB | Don Allard | Boston College |
| 3 | 28 | T | Emil Karas | Dayton |
| 4 | 40 | E | Jim Wood | Oklahoma State |
| 5 | 49 | T | Bob Wetoska | Notre Dame |
| 6 | 65 | T | Jim McFalls | VMI |
| 7 | 76 | T | Don Lawrence | Notre Dame |
| 7 | 79 | QB | Mitch Ogiego | Iowa |
| 7 | 81 | E | Jim Kenney | B.U. |
| 8 | 89 | E | Gene O'Pella | Villanova |
| 9 | 100 | B | Dick Haley | Pittsburgh |
| 10 | 113 | B | Ron Toth | Notre Dame |
| 11 | 124 | G | Gerry Marciniak | Michigan |
| 12 | 137 | T | Roger Wypyszynski | St. Norbert |
| 13 | 148 | E | Billy Shoemake | LSU |
| 14 | 161 | G | Kurt Schwarz | Maryland |
| 15 | 172 | E | Fred Hood | NE Oklahoma |
| 16 | 185 | T | Dick Splain | New Haven |
| 17 | 196 | G | Jim Healy | Holy Cross |
| 18 | 209 | QB | Joe Kapp | California |
| 19 | 220 | B | Bobby Lauder | Auburn |
| 20 | 233 | B | Billy Brewer | Mississippi |
| 21 | 244 | B | Mel Reight | West Virginia |
| 22 | 257 | E | Art Gob | Pittsburgh |
| 23 | 268 | B | Clarence Alexander | SE Louisiana |
| 24 | 281 | B | George Darrah | Franklin & Marshall |
| 25 | 292 | T | Bob Sargent | Colby |

DRAFT HISTORY

| | | | | |
|----|-----|---|---------------|----------------|
| 26 | 305 | T | Gene Grabosky | Syracuse |
| 27 | 316 | B | Norm Odyniec | Notre Dame |
| 28 | 329 | B | Billy Austin | Rutgers |
| 29 | 340 | G | Don Lockwood | Tulane |
| 30 | 353 | B | Jim Colclough | Boston College |

| 1960 | | | | |
|------|-----|----|------------------|----------------|
| 1 | 4 | QB | Richie Lucas | Penn State |
| 2 | 21 | HB | Sam Horner | VMI |
| 3 | 28 | T | Andy Stynchula | Penn State |
| 4 | 48 | G | Vince Promuto | Holy Cross |
| 5 | 52 | T | Don Stallings | UNC |
| 6 | 64 | E | Dave Hudson | Florida |
| 8 | 87 | G | Earl Kohlhaas | Penn State |
| 9 | 100 | E | Dwight Bumgarner | Duke |
| 11 | 124 | C | Jim Eifrid | Colorado State |
| 12 | 136 | HB | Jim Crotty | Notre Dame |
| 13 | 148 | E | Bill Herron | Georgia |
| 14 | 160 | B | Charlie Milstead | Texas A&M |
| 15 | 172 | G | Bernie Darre | Tulane |
| 16 | 184 | B | Joe Kulbacki | Purdue |
| 17 | 196 | G | Billy Roland | Georgia |
| 18 | 208 | G | John Lawrence | NC State |
| 19 | 220 | G | Ron Maltony | Purdue |
| 20 | 232 | HB | Jimmy Wolf | Panhandle St. |

| 1961 | | | | |
|------|-----|----|----------------|---------------|
| 1 | 2 | QB | Norm Snead | Wake Forest |
| 1 | 3 | T | Joe Rutgens | Illinois |
| 3 | 39 | B | Jim Cunningham | Pittsburgh |
| 6 | 72 | B | Joe Krakoski | Illinois |
| 6 | 73 | T | John O'Day | Miami (Fla.) |
| 7 | 87 | B | Jim Kerr | Penn State |
| 8 | 101 | E | Charlie Barnes | NE Louisiana |
| 9 | 115 | B | Joel Arrington | Duke |
| 11 | 143 | T | Riley Mattson | Oregon |
| 12 | 157 | E | Bob Coolbaugh | Richmond |
| 13 | 171 | B | Doug Elmore | Mississippi |
| 14 | 185 | B | Doyle Schick | Kansas |
| 15 | 199 | E | Bob Johnson | Michigan |
| 16 | 213 | T | Ron Petty | Louisville |
| 17 | 227 | B | Joe Bellino | Navy |
| 18 | 241 | T | George Tolford | Ohio State |
| 19 | 255 | E | Tony Romeo | Florida State |
| 20 | 269 | G | Mike Ingram | Ohio State |

| 1962 | | | | |
|------|-----|----|------------------|-----------------|
| 1 | 1 | B | Ernie Davis | Syracuse |
| 2 | 15 | B | Joe Hernandez | Arizona |
| 3 | 29 | E | Bob Mitinger | Penn State |
| 4 | 43 | T | Billy Neighbors | Alabama |
| 7 | 85 | HB | Bert Coan | Kansas |
| 8 | 99 | FB | Ron Hatcher | Michigan State |
| 9 | 113 | E | Dave Viti | B.U. |
| 10 | 127 | G | John Childress | Arkansas |
| 11 | 141 | T | Carl Palazzo | Adams State |
| 12 | 155 | HB | Terry Terrebonne | Tulane |
| 13 | 169 | E | Bill Whisler | Iowa |
| 14 | 183 | HB | Jim Costen | South Carolina |
| 15 | 197 | T | Len Vella | Georgia |
| 16 | 211 | E | Tommy Brooker | Alabama |
| 17 | 225 | G | Alan Miller | Ohio University |
| 18 | 239 | B | Carl Charon | Michigan State |
| 19 | 253 | B | Claude Crabb | Colorado |
| 20 | 267 | QB | Ed Trancygier | Florida State |

| 1963 | | | | |
|------|-----|----|------------------|--------------------|
| 1 | 7 | E | Pat Richter | Wisconsin |
| 2 | 22 | B | Lonnie Sanders | Michigan State |
| 3 | 35 | T | Ron Snidow | Oregon |
| 6 | 78 | T | Charley Nickoson | Ohio University |
| 7 | 91 | B | Dave Francis | Ohio State |
| 9 | 119 | B | Billy Joe | Villanova |
| 10 | 134 | G | Rod Foster | Ohio State |
| 11 | 147 | E | Allen Schau | West Michigan |
| 12 | 162 | C | Bob Caldwell | Georgia Tech |
| 13 | 175 | E | John Greiner | Purdue |
| 14 | 190 | B | Tom Winingder | Georgia Tech |
| 15 | 203 | LB | Harry Butsko | Maryland |
| 16 | 218 | G | Dave Adams | Arkansas |
| 17 | 231 | HB | Ron Whaley | Tenn-Chattanooga |
| 18 | 246 | E | Drew Roberts | Cal State-Humboldt |
| 19 | 259 | QB | Jim Turner | Utah State |
| 20 | 274 | T | Joe Baughan | Auburn |

| 1964 | | | | |
|------|----|----|----------------|---------------|
| 1 | 3 | HB | Charley Taylor | Arizona State |
| 2 | 18 | B | Paul Krause | Iowa |
| 5 | 59 | FB | Jim Snowden | Notre Dame |
| 6 | 74 | E | Russ Brown | Florida |
| 7 | 87 | QB | Dick Shiner | Maryland |

| | | | | |
|----|-----|----|----------------|----------------|
| 9 | 115 | C | Len Hauss | Georgia |
| 10 | 130 | B | Rick Leeson | Pittsburgh |
| 11 | 143 | LB | Gene Donaldson | Purdue |
| 12 | 158 | T | Bob Zvolerin | Tennessee |
| 13 | 171 | B | Tom McDonald | Notre Dame |
| 14 | 186 | B | Ton Urbanik | Penn State |
| 15 | 199 | T | Dick Evers | Colorado State |
| 16 | 214 | B | Tommy Walters | Mississippi |
| 17 | 227 | B | Ozzie Clay | Iowa State |
| 18 | 242 | G | Bob Jones | Nebraska |
| 19 | 255 | G | John Seedborg | Arizona State |
| 20 | 270 | B | Gordon Guest | Arkansas |

| 1965 | | | | |
|------|-----|------|-------------------|------------------|
| 2 | 21 | T | Bob Breitenstein | Tulsa |
| 3 | 34 | B | Kent McCloughan | Nebraska |
| 8 | 105 | G/LB | Don Croftcheck | Indiana |
| 9 | 118 | E | Jerry Smith | Arizona State |
| 10 | 133 | FB | Bob Briggs | Central State |
| 11 | 146 | G | Willie Adams | New Mexico State |
| 12 | 160 | T | John Strohmeier | Nebraska |
| 13 | 174 | HB | Biff Bracy | Duke |
| 14 | 189 | HB | Dave Estrada | Arizona State |
| 15 | 202 | B | Ben Baldwin | Vanderbilt |
| 16 | 217 | G | Robert Reed | Tenn. AGI |
| 17 | 230 | E | Gary Hart | Vanderbilt |
| 18 | 245 | LB | Chris Hanburger | UNC |
| 19 | 258 | B | Roosevelt Ellerbe | Iowa State |
| 18 | 242 | G | Bob Jones | Nebraska |
| 19 | 255 | G | John Seedborg | Arizona State |
| 20 | 270 | B | Gordon Guest | Arkansas |

| 1966 | | | | |
|------|-----|------|------------------|------------------|
| 2 | 21 | T | Bob Breitenstein | Tulsa |
| 3 | 34 | B | Kent McCloughan | Nebraska |
| 8 | 105 | G/LB | Don Croftcheck | Indiana |
| 9 | 118 | E | Jerry Smith | Arizona State |
| 10 | 133 | FB | Bob Briggs | Central State |
| 11 | 146 | G | Willie Adams | New Mexico State |
| 12 | 160 | T | John Strohmeier | Nebraska |
| 13 | 174 | HB | Biff Bracy | Duke |
| 14 | 189 | HB | Dave Estrada | Arizona State |
| 15 | 202 | B | Ben Baldwin | Vanderbilt |
| 16 | 217 | G | Robert Reed | Tenn. AGI |
| 17 | 230 | E | Gary Hart | Vanderbilt |

DRAFT HISTORY

| | | | | |
|----|-----|----|-------------------|---------------|
| 18 | 245 | LB | Chris Hanburger | UNC |
| 19 | 258 | B | Roosevelt Ellerbe | Iowa State |
| 18 | 242 | G | Bob Jones | Nebraska |
| 19 | 255 | G | John Seedborg | Arizona State |
| 20 | 270 | B | Gordon Guest | Arkansas |

| 1967 | | | | |
|------|-----|------|------------------|---------------|
| 1 | 13 | FB | Ray McDonald | Idaho |
| 2 | 39 | DT | Spain Musgrove | Utah State |
| 3 | 64 | DB | Curg Belcher | BYU |
| 6 | 135 | T | Don Bandy | Tulsa |
| 7 | 168 | B | Bruce Matte | Miami |
| 7 | 172 | FL | John Love | N. Texas St. |
| 8 | 190 | G-LB | Larry Hendershot | Arizona State |
| 9 | 222 | HB | Pete Larson | Cornell |
| 10 | 247 | DT | Tim Houlton | St. Norbert |
| 10 | 250 | DB | Bruce Sullivan | Illinois |
| 11 | 275 | C | Bill Brown | UTEP |
| 12 | 300 | E | Ron Sepic | Ohio State |
| 13 | 328 | LB | Bob Rodwell | E. Michigan |
| 14 | 353 | HB | Andy Socha | Marshall |
| 15 | 378 | G | Ed Breeding | Texas A&M |
| 16 | 406 | DB | Alfredo Avila | Sul Ross |
| 17 | 431 | T | Lyle Baucom | Cal St. SF |

| 1968 | | | | |
|------|-----|----|-------------------|----------------|
| 1 | 12 | DB | Jim 'Yazoo' Smith | Oregon |
| 2 | 38 | LB | Tom Roussel | Southern Miss |
| 4 | 94 | DT | Dennis Crane | USC |
| 5 | 113 | TE | Ken Barefoot | Virginia Tech |
| 5 | 117 | K | Mike Bragg | Richmond |
| 6 | 149 | G | Willie Banks | Alcorn State |
| 7 | 176 | RB | Bob Brunet | LSU |
| 8 | 203 | RB | Brian Magnuson | Montana |
| 9 | 230 | DB | Frank Liberatore | Clemson |
| 11 | 284 | DB | Tom Garretson | Northwestern |
| 12 | 311 | DT | Dave Weedman | W. Washington |
| 13 | 338 | T | Mike St. Louis | Cent. Missouri |
| 14 | 365 | T | Dave Zivich | UCSB |
| 15 | 392 | G | Coger Coverson | Texas Southern |
| 16 | 419 | RB | Willie Turner | Jackson St. |
| 17 | 446 | DT | Frank Bosch | Colorado |

| 1969 | | | | |
|------|-----|----|-----------------|---------------|
| 2 | 46 | DB | Eugene Epps | UTEP |
| 3 | 62 | RB | Ed Cross | Arkansas - PB |
| 5 | 114 | DB | Bill Kishman | Colorado St. |
| 6 | 139 | LB | Harold McLinton | Southern |
| 7 | 166 | RB | Jeff Anderson | Virginia |
| 7 | 173 | C | John Didion | Oregon State |
| 8 | 191 | RB | Larry Brown | Kansas State |
| 11 | 269 | DT | Eric Norri | Notre Dame |
| 12 | 295 | DB | Bob Shannon | Tenn St. |
| 13 | 322 | DB | Mike Shook | N. Texas St. |
| 14 | 347 | DT | Rick Brand | Virginia |
| 15 | 374 | T | Paul Rogers | Virginia |
| 16 | 399 | LB | Mike Washington | Southern |
| 17 | 426 | DE | Rich Dobbert | Springfield |

| 1970 | | | | |
|------|-----|----|-----------------|-------------------|
| 2 | 43 | DE | Bill Brundige | Colorado |
| 4 | 103 | T | Paul Laaveg | Iowa |
| 5 | 114 | DT | Manny Sistrunk | Arkansas A&M |
| 5 | 121 | RB | Danny Pierce | Memphis St. |
| 7 | 173 | WR | Roland Merritt | Maryland |
| 7 | 178 | DT | James Harris | Howard Payne |
| 8 | 200 | DB | Paul Johnson | Penn State |
| 9 | 225 | T | Ralph Sonntag | Maryland |
| 11 | 277 | TE | Mack Alston | Md. Eastern Shore |
| 12 | 303 | LB | James Kates | Penn State |
| 13 | 329 | T | Joe Patterson | Lawrence |
| 14 | 355 | RB | Tony Moro | Dayton |
| 15 | 381 | C | Vic Lewandowsky | Holy Cross |
| 16 | 407 | WR | Steve Bushore | Emporia St. |
| 17 | 433 | DT | Earl Maxfield | Baylor |

| 1971 | | | | |
|------|-----|----|-------------------|------------------|
| 2 | 38 | WR | Cotton Speyrer | Texas |
| 6 | 141 | G | Conway Hayman | Delaware |
| 7 | 166 | DB | Willie Germany | Morgan St. |
| 9 | 219 | DE | Mike Fanucci | Arizona State |
| 10 | 244 | RB | Jesse Taylor | Cincinnati |
| 11 | 272 | T | George Starke | Columbia |
| 12 | 297 | DB | Jeff Severson | Long Beach State |
| 13 | 322 | C | Dan Ryczek | Virginia |
| 14 | 349 | QB | Bill Bynum | W. New Mexico |
| 15 | 375 | G | Tony Christnovich | Wisc. -La Crosse |
| 16 | 400 | LB | Glenn Tucker | N. Texas St. |

| 1972 | | | | |
|------|-----|----|------------------|-------------------|
| 8 | 203 | RB | Moses Denson | Md. Eastern Shore |
| 9 | 229 | DE | Steve Boekholder | Drake |
| 10 | 255 | WR | Mike Oldham | Michigan |
| 11 | 281 | DB | Jeff Welch | Arkansas St. |
| 12 | 307 | QB | Don Bunce | Stanford |
| 13 | 332 | WR | Frank Grant | S. Colorado |
| 14 | 365 | G | Mike O'Quinn | McNeese St. |
| 15 | 385 | DE | Carl Taibi | Colorado |
| 16 | 411 | DB | S. Higginbotham | Alabama |
| 17 | 437 | LB | Kevin Clemente | B.C. |

| 1973 | | | | |
|------|-----|----|------------------|-------------|
| 5 | 117 | G | Charles Cantrell | Lamar |
| 8 | 193 | TE | Mike Hancock | Idaho State |
| 9 | 218 | RB | Rich Galbos | Ohio State |
| 9 | 233 | LB | Eddie Sheats | Kansas |
| 10 | 245 | DB | Ken Stone | Vanderbilt |
| 12 | 311 | G | Ernie Webster | Pittsburgh |
| 13 | 337 | DT | Dennis Johnson | Delaware |
| 14 | 363 | DB | Herb Marshall | Cameron |
| 16 | 415 | K | Mike Wedman | Colorado |
| 17 | 441 | RB | Jeff Davis | Mars Hill |

| 1974 | | | | |
|------|-----|----|-----------------|----------------|
| 6 | 144 | TE | Jon Keyworth | Colorado |
| 7 | 180 | LB | Mike Varty | Northwestern |
| 8 | 196 | RB | Darwin Robinson | Dakota St. |
| 9 | 218 | DE | Mark Sens | Colorado |
| 9 | 228 | K | Mike Flater | Colorado |
| 9 | 233 | TE | Jim Kennedy | Colorado State |
| 10 | 258 | DB | Johnny Vann | S. Dakota |
| 11 | 282 | T | Joe Miller | Villanova |
| 13 | 332 | LB | Stu O'Dell | Indiana |
| 14 | 361 | QB | Don Van Galder | Utah |
| 16 | 411 | RB | Nate Anderson | E. Illinois |

DRAFT HISTORY

1975

| | | | | |
|----|-----|----|-------------------|-----------------|
| 5 | 108 | RB | Mike Thomas | UNLV |
| 6 | 147 | T | Mark Doak | Nebraska |
| 9 | 228 | DE | Dallas Hickman | California |
| 11 | 277 | DB | Ardell Johnson | Nebraska |
| 11 | 282 | DE | Jerry Hackenbruck | Oregon State |
| 13 | 344 | DB | Morris McKie | N. Carolina A&T |
| 14 | 359 | LB | Dave Benson | Weber |
| 15 | 384 | C | Art Kuehn | UCLA |
| 16 | 412 | G | Dennis Pavelka | Nebraska |
| 17 | 437 | DE | Carl Taylor | Memphis |

1976

| | | | | |
|----|-----|----|-----------------|---------------|
| 5 | 148 | G | Mike Hughes | Baylor |
| 6 | 179 | DB | Tom Marvaso | Cincinnati |
| 8 | 234 | WR | Brian Fryer | Alberta |
| 9 | 254 | G | Curtis Akins | Hawaii |
| 10 | 272 | LB | Paul Strohmeier | Wash |
| 11 | 308 | DE | Dean Gissler | Nebraska |
| 12 | 342 | DB | Walter Tullis | Delaware St. |
| 13 | 364 | DB | Waymon Britt | Michigan |
| 14 | 393 | DB | Quinn Buckner | Indiana |
| 15 | 426 | RB | John Monroe | Bluefield St. |
| 17 | 476 | DB | Chuck Wills | Oregon |

1977

| | | | | |
|----|-----|----|------------------|----------|
| 4 | 97 | DE | Duncan McColl | Stanford |
| 7 | 189 | TE | Reggie Haynes | UNLV |
| 9 | 246 | RB | Mike Northington | Purdue |
| 10 | 273 | RB | James Sykes | Rice |
| 11 | 300 | DB | Don Harris | Rutgers |
| 12 | 327 | DE | Curtis Kirkland | Missouri |

1978

| | | | | |
|----|-----|----|-------------------|---------------|
| 6 | 159 | RB | Tony Green | Florida |
| 8 | 202 | WR | Walker Lee | UNC |
| 8 | 219 | LB | Don Hover | Wash St. |
| 9 | 243 | QB | John Hurley | Santa Clara |
| 10 | 270 | DE | Scott Hertenstein | Azusa Pacific |
| 11 | 297 | DE | Mike Williams | Texas A&M |
| 12 | 324 | G | Steve McCabe | Bowdoin |

1979

| | | | | |
|----|-----|----|---------------|---------------|
| 4 | 103 | TE | Don Warren | San Diego St. |
| 7 | 182 | LB | Rich Milot | Penn State |
| 9 | 233 | WR | Kris Haines | Notre Dame |
| 11 | 289 | LB | Monte Coleman | Arkansas St. |
| 11 | 300 | WR | Tony Hall | Knoxville |

1980

| | | | | |
|----|-----|----|----------------|------------|
| 1 | 18 | WR | Art Monk | Syracuse |
| 2 | 55 | DE | Mat Mendenhall | BYU |
| 6 | 155 | LB | Farley Bell | Cincinnati |
| 7 | 187 | G | Melvin Jones | Houston |
| 9 | 241 | WR | L. McCullough | Illinois |
| 10 | 268 | RB | Lewis Walker | Utah |
| 11 | 295 | DE | Mike Matocha | UTA |
| 12 | 327 | DE | Marcene Emmett | N. Alabama |

1981

| | | | | |
|----|-----|----|---------------|-----------------|
| 1 | 20 | T | Mark May | Pittsburgh |
| 3 | 69 | G | Russ Grimm | Pittsburgh |
| 4 | 90 | QB | Tom Flick | Washington |
| 5 | 119 | DE | Dexter Manley | Oklahoma St. |
| 5 | 132 | G | Gary Sayre | Cameron |
| 6 | 148 | LB | Larry Kubin | Penn State |
| 8 | 201 | WR | Charlie Brown | S. Carolina St. |
| 9 | 231 | G | Darryl Grant | Rice |
| 10 | 257 | QB | Phil Kessel | N. Michigan |
| 10 | 267 | T | Allan Kennedy | Wash St. |
| 11 | 284 | WR | Jerry Hill | N. Alabama |
| 12 | 314 | WR | Clint Didier | Portland St. |

1982

| | | | | |
|----|-----|----|------------------|--------------|
| 2 | 49 | DB | Vernon Dean | San Diego |
| 3 | 61 | WR | Carl Powell | Jackson S |
| 4 | 99 | DE | Todd Liebenstein | UNLV |
| 5 | 133 | TE | Michael Williams | Alabama A&M |
| 6 | 153 | LB | Lamont Jeffers | Tennessee |
| 7 | 180 | LB | John Schachtner | N. Arizona |
| 8 | 223 | DT | Ralph Warthen | G. Webb |
| 9 | 226 | DB | Ken Coffey | SW Texas |
| 9 | 238 | DT | Randy Trautman | Boise St. |
| 10 | 254 | DE | Harold Smith | Kentucky St. |
| 10 | 265 | DB | Terry Daniels | Tennessee |
| 11 | 281 | K | Dan Miller | Miami |
| 11 | 291 | QB | Bob Holly | Princeton |
| 12 | 309 | T | Don Laster | Tenn. St. |

| | | | | |
|----|-----|----|-----------|----------|
| 12 | 322 | LB | Jeff Goff | Arkansas |
|----|-----|----|-----------|----------|

1983

| | | | | |
|----|-----|----|------------------|-----------|
| 1 | 28 | DB | Darrell Green | Texas A&I |
| 2 | 56 | RB | Richard Williams | Memphis |
| 3 | 84 | DE | Charles Mann | Nevada |
| 6 | 166 | T | Bob Winckler | Wisconsin |
| 6 | 168 | QB | Babe Laufenberg | Indiana |
| 7 | 196 | RB | Kelvin Bryant | UNC |
| 8 | 224 | T | Todd Hallstrom | Minnesota |
| 9 | 251 | RB | Marcus Gilbert | TCU |
| 10 | 279 | LB | Geff Gandy | Baylor |

1984

| | | | | |
|----|-----|----|-----------------|-------------|
| 2 | 31 | DT | Bob Slater | Oklahoma |
| 2 | 55 | DE | Steve Hamilton | E. Carolina |
| 3 | 83 | QB | Jay Schroeder | UCLA |
| 4 | 102 | RB | Jimmy Smith | Elon |
| 5 | 125 | LB | Jeff Pegues | E. Carolina |
| 6 | 167 | T | Curt Singer | Tennessee |
| 7 | 195 | WR | Mark Smith | UNC |
| 8 | 223 | DB | Jeff Smith | Missouri |
| 10 | 279 | RB | Keith Griffin | Miami |
| 11 | 306 | TE | Anthony Jones | Wichita St. |
| 12 | 335 | WR | Curtland Thomas | Missouri |

1985

| | | | | |
|----|-----|----|------------------|---------------|
| 2 | 33 | DB | Tory Nixon | San Diego St. |
| 5 | 122 | RB | Raphel Cherry | Hawaii |
| 6 | 163 | TE | Danzell Lee | Lamar |
| 7 | 177 | KR | Jamie Harris | Oklahoma St. |
| 7 | 185 | RB | Lionel Vital | Nicholls |
| 8 | 219 | DB | Barry Wilburn | Mississippi |
| 9 | 247 | G | Mitch Geier | Troy State |
| 10 | 263 | RB | Terry Orr | Texas |
| 11 | 290 | G | Raleigh McKenzie | Tennessee |
| 11 | 304 | DB | Garry Kimble | Sam Hou |
| 12 | 309 | DT | Dean Hamel | Tulsa |
| 12 | 331 | LB | Bryan Winn | Houston |

1986

| | | | | |
|---|-----|----|----------------|-----------|
| 2 | 30 | DE | Markus Koch | Boise St. |
| 2 | 45 | WR | Walter Murray | Hawaii |
| 3 | 75 | DB | Alvin Walton | Kansas |
| 5 | 113 | LB | Ravin Caldwell | Arkansas |
| 6 | 146 | QB | Mark Rypien | Wash St. |
| 6 | 156 | G | Jim Huddleston | Virginia |

DRAFT HISTORY

| | | | | |
|----|-----|----|---------------|-----------|
| 7 | 186 | RB | Rick Badanjek | Maryland |
| 8 | 213 | LB | Kurt Gouveia | BYU |
| 9 | 239 | DB | Wayne Asberry | Texas A&M |
| 11 | 297 | RB | Kenny Fells | Henderson |
| 12 | 323 | WR | Eric Yarber | Idaho |

| 1987 | | | | |
|------|-----|----|-----------------|-------------|
| 2 | 30 | DB | Brian Davis | Nebraska |
| 2 | 48 | T | Wally Kleine | Notre Dame |
| 5 | 117 | RB | Timmy Smith | Texas Tech |
| 6 | 144 | DB | Steve Gage | Tulsa |
| 6 | 164 | T | Ed Simmons | E. Wash |
| 7 | 192 | DB | Johnny Thomas | Baylor |
| 8 | 219 | DB | Clarence Vaughn | N. Illinois |
| 9 | 248 | RB | Alfred Jenkins | Arizona |
| 10 | 274 | WR | Ted Wilson | Cen. FLA |
| 11 | 304 | WR | Laron Brown | Texas |
| 12 | 331 | C | Ray Hitchcock | Minnesota |

| 1988 | | | | |
|------|-----|----|----------------|--------------|
| 2 | 55 | K | Chip Lohmiller | Minnesota |
| 3 | 66 | KR | Mike Oliphant | Puget Sound |
| 4 | 109 | RB | Jamie Morris | Michigan |
| 5 | 127 | DB | Carl Mims | Sam Hou |
| 6 | 159 | QB | Stan Humphries | NE Louisiana |
| 7 | 193 | DB | Harold Hicks | San Diego |
| 8 | 221 | RB | Darryl McGill | Wake Forest |
| 9 | 249 | LB | Blake Peterson | Mesa Co. |
| 10 | 277 | T | Henry Brown | Ohio State |
| 11 | 305 | DE | Curt Koch | Colorado |
| 12 | 315 | P | Wayne Ross | San Diego |

| 1989 | | | | |
|------|-----|----|--------------------|----------------|
| 3 | 66 | DT | Tracy Rucker | Auburn |
| 4 | 110 | WR | Erik Affholter | USC |
| 5 | 129 | DB | Tim Smiley | Arkansas St. |
| 5 | 139 | DE | Lybrant Robinson | Delaware St. |
| 6 | 149 | DB | AJ Johnson | SW Texas |
| 7 | 179 | LB | Kevin Hendrix | South Carolina |
| 9 | 233 | TE | Charles Darrington | Kentucky |
| 10 | 263 | C | Mark Schlereth | Idaho |
| 12 | 316 | TE | Jimmie Johnson | Howard |
| 12 | 317 | RB | Joe Mickles | Mississippi |

| 1990 | | | | |
|------|-----|----|------------------|--------------|
| 2 | 46 | LB | Andre Collins | Penn State |
| 3 | 76 | G | Moe Elewonibi | BYU |
| 4 | 86 | QB | Cary Conklin | Wash |
| 4 | 109 | DB | Rico Labbe | B.C. |
| 5 | 130 | RB | Brian Mitchell | SW Louisiana |
| 6 | 160 | DT | Kent Wells | Nebraska |
| 9 | 243 | G | Tim Moxley | Ohio State |
| 10 | 262 | DB | D'Juan Francisco | Notre Dame |
| 10 | 270 | DT | Thomas Rayam | Alabama |
| 11 | 297 | LB | Jon Leverenz | Minnesota |

| 1991 | | | | |
|------|-----|----|------------------|---------------|
| 1 | 17 | DT | Bobby Wilson | Michigan St. |
| 3 | 76 | RB | Ricky Ervins | USC |
| 6 | 159 | TE | Dennis Ransom | Texas A&M |
| 7 | 188 | WR | Keith Cash | Texas |
| 8 | 215 | DB | Jimmy Spencer | Florida |
| 9 | 243 | DB | Charles Bell | Baylor |
| 10 | 270 | P | Cris Shale | Bowling Green |
| 11 | 299 | S | David Gulledege | Jacksonville |
| 12 | 326 | WR | Keenan McCardell | UNLV |
| 11 | 297 | LB | Jon Leverenz | Minnesota |

| 1992 | | | | |
|------|-----|----|----------------|------------|
| 1 | 4 | WR | Desmond Howard | Michigan |
| 2 | 47 | DE | Shane Collins | ASU |
| 3 | 74 | G | Paul Siever | Penn State |
| 4 | 112 | QB | Chris Hakel | Will&Mar |
| 6 | 168 | TE | Ray Rowe | San Diego |
| 7 | 196 | DB | Calvin Holmes | USC |
| 8 | 224 | G | Darryl Moore | UTEP |
| 9 | 252 | LB | Boone Powell | Texas |
| 10 | 280 | LB | Tony Barker | Rice |
| 11 | 308 | WR | Terry Smith | Penn State |
| 12 | 336 | C | Matt Elliott | Michigan |

| 1993 | | | | |
|------|-----|----|-----------------|--------------|
| 1 | 17 | DB | Tom Carter | Notre Dame |
| 2 | 45 | RB | Reggie Brooks | Notre Dame |
| 3 | 71 | LB | Rick Hamilton | Central Fla. |
| 3 | 80 | P | Ed Bunn | UTEP |
| 4 | 101 | DE | Sterling Palmer | Florida St. |
| 5 | 128 | C | Greg Huntington | Penn State |
| 6 | 155 | DB | Darryl Morrison | Arizona |
| 5 | 160 | TE | Frank Wycheck | Maryland |

| | | | | |
|---|-----|----|--------------------|-----|
| 8 | 212 | LB | Lamont Hollinquest | USC |
|---|-----|----|--------------------|-----|

| 1994 | | | | |
|------|-----|----|----------------|-------------|
| 1 | 3 | QB | Heath Shuler | Tennessee |
| 2 | 31 | T | Tré Johnson | Temple |
| 3 | 68 | WR | Tydus Winans | Fresno St. |
| 3 | 97 | G | Joe Patton | Alabama A&M |
| 4 | 105 | TE | Kurt Haws | Utah |
| 6 | 163 | DE | Dexter Nottage | Florida A&M |
| 7 | 197 | QB | Gus Frerotte | Tulsa |

| 1995 | | | | |
|------|-----|----|-------------------|------------|
| 1 | 4 | WR | Michael Westbrook | Colorado |
| 2 | 37 | C | Cory Raymer | Wisconsin |
| 3 | 68 | CB | Darryl Pounds | Nicholls |
| 4 | 103 | RB | Larry Jones | Miami |
| 5 | 137 | TE | Jamie Asher | Louisville |
| 5 | 152 | DE | Rich Owens | Lehigh |
| 6 | 176 | T | Brian Thure | California |
| 7 | 226 | CB | Scott Turner | Illinois |

| 1996 | | | | |
|------|-----|----|-----------------|---------------|
| 1 | 30 | T | Andre Johnson | Penn State |
| 4 | 102 | RB | Stephen Davis | Auburn |
| 5 | 138 | S | Leomont Evans | Clemson |
| 6 | 174 | DE | Kelvin Kinney | Virginia St. |
| 7 | 215 | LB | Jeremy Asher | Oregon |
| 7 | 250 | WR | Deandre Maxwell | San Diego St. |

| 1997 | | | | |
|------|-----|----|------------------|--------------|
| 1 | 17 | DE | Kenard Lang | Miami |
| 2 | 51 | LB | Greg Jones | Colorado |
| 3 | 80 | LB | Derek Smith | ASU |
| 4 | 115 | WR | Albert Connell | Texas A&M |
| 5 | 132 | S | Jamel Williams | Nebraska |
| 5 | 140 | CB | Keith Thibodeaux | NW Louisiana |
| 5 | 148 | LB | Twan Russell | Miami |
| 5 | 162 | G | Brad Badger | Stanford |

| 1998 | | | | |
|------|-----|----|-------------------|--------------|
| 2 | 48 | TE | Stephen Alexander | Oklahoma |
| 3 | 69 | RB | Skip Hicks | UCLA |
| 4 | 113 | LB | Shawn Barber | Richmond |
| 5 | 140 | C | Mark Fischer | Purdue |
| 6 | 170 | WR | Pat Palmer | Northwestern |
| 7 | 191 | CB | David Terrell | UTEP |
| 7 | 206 | LB | Antwaune Ponds | Syracuse |

DRAFT HISTORY

1999

| | | | | |
|---|-----|----|---------------|--------------|
| 1 | 7 | CB | Champ Bailey | Georgia |
| 2 | 37 | T | Jon Jansen | Michigan |
| 4 | 107 | LB | Nate Stimson | GT |
| 5 | 165 | T | Derek Smith | VT |
| 6 | 181 | K | Jeff Hall | Tennessee |
| 7 | 217 | WR | Tim Alexander | Oregon State |

2000

| | | | | |
|---|-----|----|-----------------|--------------|
| 1 | 2 | LB | LaVar Arrington | Penn State |
| 1 | 3 | OL | Chris Samuels | Alabama |
| 3 | 64 | DB | Lloyd Harrison | NC State |
| 4 | 129 | OL | Michael Moore | Troy State |
| 5 | 155 | DB | Quincy Sanders | UNLV |
| 6 | 202 | QB | Todd Husak | Stanford |
| 7 | 216 | OL | Del Cowsette | Maryland |
| 7 | 250 | WR | Ethan Howell | Oklahoma St. |

2001

| | | | | |
|---|-----|----|-------------------|--------------|
| 1 | 15 | WR | Rod Gardner | Clemson |
| 2 | 45 | CB | Fred Smoot | Miss St. |
| 4 | 109 | QB | Sage Rosenfels | Iowa State |
| 5 | 154 | WR | Darnerien McCants | Delaware St. |
| 6 | 186 | DT | Mario Monds | Cincinnati |

2002

| | | | | |
|---|-----|------|-----------------|------------|
| 1 | 32 | QB | Patrick Ramsey | Tulane |
| 2 | 56 | RB | Ladell Betts | Iowa |
| 3 | 79 | CB | Rashad Bauman | Oregon |
| 3 | 87 | WR | Cliff Russell | Utah |
| 5 | 159 | CB/S | Andre Lott | Tennessee |
| 5 | 160 | TE | Robert Royal | LSU |
| 6 | 192 | OT | Reggie Coleman | Tennessee |
| 7 | 230 | LS | Jeff Grau | UCLA |
| 7 | 234 | DE | Greg Scott | Hampton |
| 7 | 257 | FB | Rock Cartwright | Kansas St. |

2003

| | | | | |
|---|-----|----|-----------------|---------|
| 2 | 44 | WR | Taylor Jacobs | Florida |
| 3 | 81 | G | Derrick Dockery | Texas |
| 7 | 232 | QB | Gibran Hamdan | Indiana |

2004

| | | | | |
|---|-----|----|--------------|------------|
| 1 | 5 | S | Sean Taylor | Miami |
| 3 | 81 | TE | Chris Cooley | Utah State |
| 5 | 151 | OL | Mark Wilson | California |
| 6 | 180 | OL | Jim Molinaro | Notre Dame |

2005

| | | | | |
|---|-----|----|--------------------|------------|
| 1 | 9 | CB | Carlos Rogers | Auburn |
| 1 | 25 | QB | Jason Campbell | Auburn |
| 4 | 120 | FB | Manuel White | UCLA |
| 5 | 154 | LB | Robert McCune | Louisville |
| 6 | 183 | LB | Jarred Newberry | Stanford |
| 7 | 222 | FB | Nehemiah Broughton | Citadel |

2006

| | | | | |
|---|-----|----|--------------------|-------------|
| 2 | 35 | LB | Rocky McIntosh | Miami |
| 5 | 153 | DT | Anthony Montgomery | Minnesota |
| 6 | 173 | S | Reed Doughty | N. Colorado |
| 6 | 196 | OL | Kedric Golston | Georgia |
| 7 | 230 | OL | Kili Lefotu | Arizona |
| 7 | 250 | LB | Kevin Simon | Tennessee |

2007

| | | | | |
|---|-----|----|---------------|------------|
| 1 | 6 | S | LaRon Landry | LSU |
| 5 | 143 | LB | Dallas Sartz | USC |
| 6 | 179 | LB | H.B. Blades | Pittsburgh |
| 6 | 205 | QB | Jordan Palmer | UTEP |
| 7 | 216 | TE | Tyler Ecker | Michigan |

2008

| | | | | |
|---|-----|----|---------------|--------------|
| 2 | 34 | WR | Devin Thomas | Michigan St. |
| 2 | 48 | TE | Fred Davis | USC |
| 2 | 51 | WR | Malcolm Kelly | Oklahoma |
| 3 | 96 | T | Chad Rinehart | N. Iowa |
| 4 | 124 | CB | Justin Tryon | ASU |
| 6 | 168 | P | Durant Brooks | GT |
| 6 | 180 | S | Kareem Moore | Nicholls |
| 6 | 186 | QB | Colt Brennan | Hawaii |
| 7 | 242 | DE | Rob Jackson | Kansas St. |
| 7 | 249 | S | Chris Horton | UCLA |

2009

| | | | | |
|---|-----|----|----------------|----------|
| 1 | 13 | LB | Brian Orakpo | Texas |
| 3 | 80 | CB | Kevin Barnes | Maryland |
| 5 | 158 | LB | Cody Glenn | Nebraska |
| 6 | 186 | LB | Robert Henson | TCU |
| 7 | 221 | FB | Eddie Williams | Idaho |
| 7 | 243 | WR | Marko Mitchell | Nevada |

2010

| | | | | |
|---|-----|----|----------------|----------|
| 1 | 4 | T | Trent Williams | Oklahoma |
| 4 | 103 | LB | Perry Riley | LSU |
| 6 | 174 | FB | Dennis Morris | La Tech |

| | | | | |
|---|-----|----|-----------------|------------|
| 7 | 219 | WR | Terrence Austin | UCLA |
| 7 | 229 | C | Erik Cook | New Mexico |
| 7 | 231 | T | Selvish Capers | WVU |

2011

| | | | | |
|---|-----|----|-------------------|------------|
| 1 | 16 | LB | Ryan Kerrigan | Purdue |
| 2 | 41 | DL | Jarvis Jenkins | Clemson |
| 3 | 79 | WR | Leonard Hankerson | Miami |
| 4 | 105 | RB | Roy Helu | Nebraska |
| 5 | 146 | S | DeJon Gomes | Nebraska |
| 5 | 155 | WR | Niles Paul | Nebraska |
| 6 | 177 | RB | Evan Royster | Penn State |
| 6 | 178 | WR | Aldrick Robinson | SMU |
| 7 | 213 | CB | Brandyn Thompson | Boise St |
| 7 | 217 | OL | Maurice Hurt | Florida |
| 7 | 224 | LB | Markus White | FSU |
| 7 | 253 | NT | Chris Neild | WVU |

2012

| | | | | |
|---|-----|----|--------------------|-----------|
| 1 | 2 | QB | Robert Griffin III | Baylor |
| 3 | 71 | G | Josh LeRibeus | SMU |
| 4 | 102 | QB | Kirk Cousins | MSU |
| 4 | 119 | LB | Keenan Robinson | Texas |
| 5 | 141 | G | Adam Gettis | Iowa |
| 6 | 173 | RB | Alfred Morris | FAU |
| 6 | 193 | T | Tom Compton | S. Dakota |
| 7 | 213 | CB | Richard Crawford | SMU |
| 7 | 217 | CB | Jordan Bernstine | Iowa |

2013

| | | | | |
|---|-----|----|-----------------|------------|
| 2 | 51 | CB | David Amerson | N.C. State |
| 3 | 85 | TE | Jordan Reed | Florida |
| 4 | 119 | S | Phillip Thomas | Fresno St. |
| 5 | 154 | RB | Chris Thompson | FSU |
| 5 | 162 | LB | Brandon Jenkins | FSU |
| 6 | 191 | S | Bacarri Rambo | Georgia |
| 7 | 228 | RB | Jawan Jamison | Rutgers |

2014

| | | | | |
|---|-----|----|------------------|----------|
| 2 | 47 | LB | Trent Murphy | Stanford |
| 3 | 66 | T | Morgan Moses | Virginia |
| 3 | 78 | G | Spencer Long | Nebraska |
| 4 | 102 | CB | Bashaud Breeland | Clemson |
| 5 | 142 | WR | Ryan Grant | Tulane |
| 6 | 186 | RB | Lache Seastrunk | Baylor |
| 7 | 217 | TE | Ted Bolser | Indiana |
| 7 | 228 | K | Zach Hocker | Arkansas |

DRAFT HISTORY

2015

| | | | | |
|---|-----|----|------------------|------------|
| 1 | 5 | OL | Brandon Scherff | Iowa |
| 2 | 38 | LB | Preston Smith | Miss St. |
| 3 | 95 | RB | Matt Jones | Florida |
| 4 | 105 | WR | Jamison Crowder | Duke |
| 4 | 112 | OL | Arie Kouandjio | Alabama |
| 5 | 141 | LB | Martrell Spaight | Arkansas |
| 6 | 181 | S | Kyshoen Jarrett | VT |
| 6 | 182 | CB | Tevin Mitchel | Arkansas |
| 6 | 187 | WR | Evan Spencer | Ohio State |
| 7 | 222 | C | Austin Reiter | USF |

2016

| | | | | |
|---|-----|------|----------------|---------|
| 1 | 21 | WR | Josh Doctson | TCU |
| 2 | 53 | LB/S | Su'a Cravens | USC |
| 3 | 84 | CB | Kendall Fuller | VT |
| 5 | 152 | DE | Matt Ioannidis | Temple |
| 6 | 187 | QB | Nate Sudfeld | Indiana |
| 7 | 232 | LB | Steven Daniels | BC |
| 7 | 242 | RB | Keith Marshall | Georgia |

2017

| | | | | |
|---|-----|----|---------------------|-------------|
| 1 | 17 | DL | Jonathan Allen | Alabama |
| 2 | 49 | LB | Ryan Anderson | Alabama |
| 3 | 81 | CB | Fabian Moreau | UCLA |
| 4 | 114 | RB | Samaje Perine | Oklahoma |
| 4 | 123 | S | Montae Nicholson | MSU |
| 5 | 154 | TE | Jeremy Sprinkle | Arkansas |
| 6 | 199 | C | Chase Roullier | Wyoming |
| 6 | 209 | WR | Robert Davis | Georgia St. |
| 7 | 230 | LB | Josh Harvey-Clemons | Louisville |
| 7 | 235 | CB | Joshua Holsey | Auburn |

2018

| | | | | |
|---|-----|----|---------------------|------------|
| 1 | 13 | DL | Daron Payne | Alabama |
| 2 | 59 | RB | Derrius Guice | LSU |
| 3 | 74 | T | Geron Christian | Louisville |
| 4 | 109 | S | Troy Apke | Penn State |
| 5 | 163 | DL | Tim Settle | VT |
| 6 | 197 | LB | Shaun Dion Hamilton | Alabama |
| 7 | 241 | CB | Greg Stroman | VT |
| 7 | 256 | WR | Trey Quinn | SMU |

2019

| | | | | |
|---|-----|----|--------------------|--------------|
| 1 | 15 | QB | Dwayne Haskins | Ohio State |
| 1 | 26 | LB | Montez Sweat | Miss. St. |
| 3 | 76 | WR | Terry McLaurin | Ohio State |
| 4 | 112 | RB | Bryce Love | Stanford |
| 4 | 131 | G | Wes Martin | Indiana |
| 5 | 153 | C | Ross Pierschbacher | Alabama |
| 5 | 173 | LB | Cole Holcomb | UNC |
| 6 | 206 | WR | Kelvin Harmon | NC State |
| 7 | 227 | CB | Jimmy Moreland | JMU |
| 7 | 253 | LB | Jordan Brailford | Oklahoma St. |

2020

| | | | | |
|---|-----|----|----------------------|---------------|
| 1 | 2 | DE | Chase Young | Ohio State |
| 3 | 66 | RB | Antonio Gibson | Memphis |
| 4 | 108 | T | Saahdiq Charles | LSU |
| 4 | 142 | WR | Antonio Gandy-Golden | Liberty |
| 5 | 156 | C | Keith Ismael | San Diego St. |
| 5 | 162 | LB | Khaleke Hudson | Michigan |
| 7 | 216 | S | Kamren Curl | Arkansas |
| 7 | 229 | DE | James Smith Williams | NC State |

2021

| | | | | |
|---|-----|----|----------------------|-------------|
| 1 | 19 | LB | Jamin Davis | Kentucky |
| 1 | 51 | OL | Samuel Cosmi | Texas |
| 3 | 74 | DB | Benjamin St.-Juste | Minnesota |
| 3 | 82 | WR | Dyami Brown | UNC |
| 4 | 124 | TE | John Bates | Boise State |
| 5 | 163 | DB | Darrick Forrest | Cincinnati |
| 6 | 225 | LS | Camaron Cheeseman | Michigan |
| 7 | 240 | DE | William Bradley-King | Baylor |
| 7 | 246 | DE | Shaka Toney | Penn State |
| 7 | 258 | WR | Dax Milne | BYU |



DRAFT HISTORY

FIRST SELECTIONS: PRE-COMMON DRAFT

| Year | Rd. | Pos. | Player | School |
|------|-----|------|--------------------|---------------|
| 1936 | 1 | QB | Riley Smith | Alabama |
| 1937 | 1 | QB | Sammy Baugh | TCU |
| 1938 | 1 | B | Andy Farkas | Detroit |
| 1939 | 1 | T | I.B. Hale | TCU |
| 1940 | 1 | B | Ed Boell | NYU |
| 1941 | 1 | B | Forrest Evashevski | Michigan |
| 1942 | 1 | B | Ordan Sanders | Texas |
| 1943 | 1 | B | Jack Jenkins | Missouri |
| 1944 | 1 | B | Mike Micka | Colgate |
| 1945 | 1 | B | Jim Hardy | USC |
| 1946 | 1 | B | Cal Rossi | UCLA |
| 1947 | 1 | B | Cal Rossi | UCLA |
| 1948 | 1 | B | Harry Gilmer | Alabama |
| 1949 | 1 | FB | Rob Goode | Texas A&M |
| 1950 | 1 | HB | George Thomas | Oklahoma |
| 1951 | 1 | FB | Leon Heath | Oklahoma |
| 1952 | 1 | QB | Larry Isbell | Baylor |
| 1953 | 1 | QB | Jack Scarbath | Maryland |
| 1954 | 1 | TE | Steve Meilinger | Kentucky |
| 1955 | 1 | QB | Ralph Guglielmi | Notre Dame |
| 1956 | 1 | RB | Ed Vereb | Maryland |
| 1957 | 1 | FB | Don Bosseler | Miami |
| 1958 | 2 | RB | Mike Sommer | GW |
| 1959 | 1 | QB | Don Allard | BC |
| 1960 | 1 | QB | Richie Lucas | Penn State |
| 1961 | 1 | QB | Norman Snead | Wake Forest |
| 1962 | 1 | RB | Ernie Davis | Syracuse |
| 1963 | 1 | TE | Pat Richter | Wisconsin |
| 1964 | 1 | RB | Charley Taylor | Arizona State |
| 1965 | 2 | T | Bob Breitenstein | Tulsa |
| 1966 | 1 | K | Charlie Gogolak | Princeton |

FIRST SELECTIONS: COMMON DRAFT ERA

| Year | Rd. | Pos. | Player | School |
|------|-----|-------|--------------------|-----------------|
| 1967 | 1 | FB | Ray McDonald | Idaho |
| 1968 | 1 | DB | Jim Smith | Oregon |
| 1969 | 2 | DB | Eugene Epps | UTEP |
| 1970 | 2 | DE | Bill Brundige | Colorado |
| 1971 | 2 | WR | Cotton Speyrer | Texas |
| 1972 | 8 | RB | Moses Denson | Maryland |
| 1973 | 5 | G | Charles Cantrell | Lamar |
| 1974 | 6 | TE | Jon Keyworth | Colorado |
| 1975 | 5 | RB | Mike Thomas | UNLV |
| 1976 | 5 | T | Mike Hughes | Baylor |
| 1977 | 4 | DE | Duncan McColl | Stanford |
| 1978 | 6 | RB | Tony Green | Florida |
| 1979 | 4 | TE | Don Warren | San Diego State |
| 1980 | 1 | WR | Art Monk | Syracuse |
| 1981 | 1 | T | Mark May | Pittsburgh |
| 1982 | 2 | CB | Vernon Dean | San Diego State |
| 1983 | 1 | CB | Darrell Green | Texas A&I |
| 1984 | 2 | DT | Bob Slater | Oklahoma |
| 1985 | 2 | CB | Tory Nixon | San Diego State |
| 1986 | 2 | DE | Markus Koch | Boise State |
| 1987 | 2 | CB | Brian Davis | Nebraska |
| 1988 | 2 | K | Chip Lohmiller | Minnesota |
| 1989 | 3 | DT | Tracy Rucker | Auburn |
| 1990 | 2 | LB | Andre Collins | Penn State |
| 1991 | 1 | DT | Bobby Wilson | Michigan State |
| 1992 | 1 | WR | Desmond Howard | Michigan |
| 1993 | 1 | CB | Tom Carter | Notre Dame |
| 1994 | 1 | QB | Heath Shuler | Tennessee |
| 1995 | 1 | WR | Michael Westbrook | Colorado |
| 1996 | 1 | T | Andre Johnson | Penn State |
| 1997 | 1 | DE | Kenard Lang | Miami |
| 1998 | 2 | TE | Stephen Alexander | Oklahoma |
| 1999 | 1 | CB | Champ Bailey | Georgia |
| 2000 | 1 | LB | LaVar Arrington | Penn State |
| 2001 | 1 | WR | Rod Gardner | Clemson |
| 2002 | 1 | QB | Patrick Ramsey | Tulane |
| 2003 | 2 | WR | Taylor Jacobs | Florida |
| 2004 | 1 | S | Sean Taylor | Miami |
| 2005 | 1 | CB | Carlos Rogers | Auburn |
| 2006 | 2 | LB | Rocky McIntosh | Miami |
| 2007 | 1 | S | LaRon Landry | Louisiana State |
| 2008 | 2 | WR | Devin Thomas | Michigan State |
| 2009 | 1 | LB/DE | Brian Orakpo | Texas |
| 2010 | 1 | T | Trent Williams | Oklahoma |
| 2011 | 1 | LB | Ryan Kerrigan | Purdue |
| 2012 | 1 | QB | Robert Griffin III | Baylor |
| 2013 | 2 | CB | David Amerson | N.C. State |

DRAFT HISTORY


| | | | | |
|------|---|----|-----------------|------------|
| 2014 | 2 | LB | Trent Murphy | Stanford |
| 2015 | 1 | OL | Brandon Scherff | Iowa |
| 2016 | 1 | WR | Josh Doctson | TCU |
| 2017 | 1 | DL | Jonathan Allen | Alabama |
| 2018 | 1 | DL | Da'Ron Payne | Alabama |
| 2019 | 1 | QB | Dwayne Haskins | Ohio State |
| 2020 | 1 | DE | Chase Young | Ohio State |
| 2021 | 1 | LB | Jamin Davis | Kentucky |



HALL OF FAMERS

Since the Pro Football Hall of Fame opened its doors in Canton, Ohio, on Sept. 7, 1963, 318 players/coaches/administrators have been selected for enshrinement into the Pro Football Hall of Fame. Washington has 31 members enshrined, including most recently general manager Bobby Beathard in 2018.

| INDUCTEE | POSITION/ROLE | WASH. TENURE | INDUCTION |
|-------------------------|-----------------|-------------------|------------------------|
| Sammy Baugh | QB | 1937-52 | Charter Member in 1963 |
| Earl "Curly" Lambeau | Coach | 1952-53 | Charter Member in 1963 |
| George Preston Marshall | Founder | 1932-1969 | Charter Member in 1963 |
| Bill Dudley | RB | 1950-51, 53 | Inducted in 1966 |
| Cliff Battles | RB | 1932-37 | Inducted in 1968 |
| Wayne Millner | E | 1936-41, 45 | Inducted in 1968 |
| Turk Edwards | T | 1932-40 | Inducted in 1969 |
| Vince Lombardi | Coach | 1969 | Inducted in 1971 |
| Ray Flaherty | Coach | 1937-42 | Inducted in 1976 |
| David "Deacon" Jones | DE | 1974 | Inducted in 1980 |
| Sam Huff | LB | 1964-67, 69 | Inducted in 1982 |
| Sonny Jurgensen | QB | 1964-74 | Inducted in 1983 |
| Bobby Mitchell | FL | 1962-68 | Inducted in 1983 |
| Charley Taylor | WR | 1964-77 | Inducted in 1984 |
| Ken Houston | S | 1973-80 | Inducted in 1986 |
| Stan Jones | DT | 1966 | Inducted in 1991 |
| John Riggins | RB | 1976-79, 81-85 | Inducted in 1992 |
| Joe Gibbs | Coach | 1981-92 , 2004-06 | Inducted in 1996 |
| Paul Krause | S | 1964-67 | Inducted in 1998 |
| George Allen | Coach | 1971-77 | Inducted in 2002 |
| Darrell Green | CB | 1983-2002 | Inducted in 2008 |
| Art Monk | WR | 1980-93 | Inducted in 2008 |
| Bruce Smith | DE | 2000-03 | Inducted in 2009 |
| Russ Grimm | OG | 1981-91 | Inducted in 2010 |
| Deion Sanders | CB | 2000 | Inducted in 2010 |
| Chris Hanburger | LB | 1965-78 | Inducted in 2011 |
| Dave Robinson | LB | 1973-74 | Inducted in 2013 |
| Andre Reed | WR | 2000 | Inducted in 2014 |
| Dick Stanfel | G | 1956-58 | Inducted in 2016 |
| Jason Taylor | DE | 2008 | Inducted in 2017 |
| Bobby Beathard | General Manager | 1978-88 | Inducted in 2018 |



Bobby Mitchell [Class of 1983]



Art Monk [Class of 2008]

IMPORTANT DATES

The Start - July 9, 1932

George P. Marshall headed a group (Vincent Bendix, Jay O'Brien, Dorland Doyle) that bought a National Football League franchise in Boston. They contracted to play in Braves Field, home of the National League Baseball team, and were called "The Braves."

The Name

The Boston Gridders moved to Fenway Park, home of the American League Red Sox, and "The Braves" became "The Redskins."

The Franchise - Feb. 13, 1937

The Washington Redskins were officially born as the National Football League approved the transfer of the Boston Redskins franchise to Washington, D.C., and a new history began.

The Band - Aug. 9, 1937

The famed Redskins Band was founded and it was the first of its kind.

First Victory - Sept. 16, 1937

The First Game! The Franchise's Thursday night opener drew 19,941 fans to flood-lighted Griffith Stadium. Riley Smith scored on a 60-yard interception return, while the team added two field goals and an extra point to make the final score - Washington 13, Giants 3.

First Title - Dec. 5, 1937

Ten thousand fans stomped up Broadway behind the brass band following the franchise's first title. In the game, Sammy Baugh completed 11-of-15 passes, while Cliff Battles had touchdown runs of 75 and 76 yards as the team routed the Giants, 49-14, for the Eastern Championship.

World Champs! - Dec. 12, 1937

Freezing weather, frozen field and the icy-nerved Bears couldn't stop Sammy Baugh (center below). He completed 17-of-33 passes for 335 yards and three touchdowns. Wayne Millner (right), the all-time Notre Dame great, finished with nine catches for 160 yards, including 77- and 55-yard touchdowns.

Westward Ho! - Aug. 2, 1939

Washington set forth on their first coast-to-coast football training trip. Training site: Eastern State Normal School in Cheney, Wash.

Zero Hour - Oct. 1, 1939

Washington and the NY Giants battled in the mud and rain as the outcome wound up being a scoreless tie, the only scoreless tie in Washington history.



Record Pass - Oct. 15, 1939

From the kick formation and standing deep in the end zone, Frank Filchock flipped a pass to Andy Farkas who went all the way for the touchdown. It was the longest pass play in National Football League history, 99 yards.

East Champs - Dec. 1, 1940

Miniature-sized Davey O'Brien of the Eagles completed 33 passes in 60 attempts, but Washington won 13-6 to clinch the Eastern Championship.

73-to-Ohhh! - Dec. 8, 1940

Despite Washington gaining the same number of first downs as the Bears in the World Championship Game at Griffith Stadium, the team lost 73-0.

California - Aug. 18, 1941

Washington brought pro football on a large scale to California for the first time. They established training quarters in San Diego at Brown Military Academy.

Title Escapes - Nov. 23, 1941

There were 50 seconds to go in the Eastern Championship Game and Washington held a 13-10 lead, but the Giants managed to score a field goal and a touchdown to win, 20-13.

Only Loss - Sept. 27, 1942

The Giants are unable to convert a first down, gained only ONE yard rushing and completed just ONE pass — but it was good for a touchdown. They then captured another touchdown on an interception and Washington suffered their only 1942 defeat, 14-7.

World Champs! - Dec. 13, 1942

The Bears took an early lead on an errant pass from center, but Sammy Baugh's 85-yard quick kick set them back on their heels. Wilbur Moore then made a vital interception and followed with a sensational catch for a 38-yard touchdown. Andy Farkas capped the victory by carrying the ball 10 of 12 times on an 80-yard touchdown drive. Score: 14-6.

Runner Up - Dec. 26, 1943

Sam Baugh suffered a concussion early, tackling Sid Luckman on a punt return and the Bears went on to win the NFL title, 41-21.

To a T - July 30, 1945

Washington abandoned their double-wing formation and adopted the T-formation.

East Champs - Dec. 9, 1945

Washington had two straight shutouts, the first coming against the Steelers, 24-0, on Dec. 2 and the team defeated the Giants, 17-0, en route to an Eastern title.

One Point Shy - Dec. 16, 1945

In subzero weather, Washington lost the world title to the Rams, 15-14, on freakish plays. Baugh's pass from the end zone hit the goal-post for a safety (no longer allowed); and Bob Waterfield's try-for-point hit the crossbar and bounced over.

Charity Game - Sept. 6, 1946

The inaugural Washington-Rams game benefiting the Los Angeles Times Charities, Inc. drew 68,188 to Memorial Coliseum and netted the Times Boys Club \$96,711.23.

High Note - June 13, 1947

The Redskins Band performed at the Philadelphia Inquirer's Famed Festival of Music alongside Whiteman, Waring and the Philharmonic.

Champs Trumped - Nov. 23, 1947

Fans cheered on Sam Baugh who thanked them with six touchdown tosses, routing the previous-champion Cards, 45-21.

IMPORTANT DATES

First on TV - June 14, 1950

American Oil announced plans to televise all Washington games - no other pro teams were on TV.

Baugh-to-Bach - Oct. 10, 1954

Dr. Howard Mitchell led his National Symphony Orchestra at mid-field in a halftime show.

TD Torrent - Oct. 1, 1955

Twenty-one points in 137 seconds! The Eagles led 16-0 in the 3rd quarter when Brito recovered a fumble on the Eagles' 32 and LeBaron then passed to Janowicz for the touchdown. Torgeson recovered a fumble on Eagles 13 and Janowicz went on to score. Washington won, 31-30.

The Alumni - Oct. 15, 1958

The Redskins Alumni Association was established. Twenty-three former players residing here adopted a formal constitution and bylaws. They invited all non-resident ex-Redskins to join.

New Home - Dec. 12, 1958

Washington signed a 30-year lease to play in a proposed D.C. Stadium that Congress gave the go-ahead to build.

Home Debut - Oct. 1, 1961

The first game in the new D.C. Stadium drew 37,767. Washington failed to hold a 21-7 lead and the Giants won, 24-21.

Redskins Trade for Mitchell - Dec. 14, 1961

Washington finalize an agreement to send their 1962 first overall draft pick, Heisman trophy winning back Ernie Davis, to the Cleveland Browns in exchange for future Pro Football Hall of Famer Bobby Mitchell.

Four of a Kind - Dec. 17, 1961

Dick James scored four touchdowns to set the Washington single game scoring record in a 34-24 win over Dallas.

Sonny and Sam - 1964

Washington stunned the public by trading QB Norm Snead to the Eagles for veteran QB Sonny Jurgensen. The team then repeated the performance by shipping favorite Dick James to New York for Sam Huff.

A Sunny Day - Oct. 11, 1964

Sonny Jurgensen out-dueled Norm Snead by throwing four touchdowns against the Eagles in the first meeting of the traded quarterbacks.

Record Rally - Nov. 28, 1965

Sonny Jurgensen sparked the then-largest comeback win in team history. Down 21-0, Washington recorded a 34-31 victory over the Cowboys as Sonny passed for over 400 yards and three touchdowns.

Graham Era - Jan. 25, 1966

Washington hired former Cleveland star, Otto Graham, as their Head Coach and General Manager.

TD Jamboree - Nov. 27, 1966

Washington and the NY Giants scored the most points in NFL history as they tied or set many team and league records in Washington's rout of New York, 72-41.

Record Breakers - 1967

Sonny Jurgensen set new Washington and NFL passing records for most attempts, completions, and yards in a season. Receivers Charley Taylor, Jerry Smith and Bobby Mitchell finished first, second and fourth in the League; it was the highest ever by receivers on the same team.

Lombardi Hired - Feb. 7, 1969

The unbelievable happened - Vince Lombardi left Green Bay to become the head coach of Washington.

George Preston - Aug. 9, 1969

George Preston Marshall, founder of the Washington Redskins, died at his home at the age of 72.

A Winning Season - Dec. 14, 1969

Washington defeated New Orleans by a score of 17-14 to ensure their first winning season since 1955. The victory also continued Coach Lombardi's record of never having coached a losing NFL team.

Lombardi Dies - Sept. 3, 1970

The sports world grieves the death of Vincent T. Lombardi, Head Coach and Executive Vice President of the Redskins.

1,000-Yard Club - Dec. 13, 1970

Larry Brown, on the second offensive play of the game against the Eagles and needing four yards to break the 1,000-yard barrier, gained 12 yards to become the first Washington player in history to become a member of the 1,000-yard club.

NFL Rushing Champ - Dec. 20, 1970

Larry Brown ended the season as the top rusher in the NFL with a total of 1,125 yards on 237 attempts for a 4.7 avg. He was the first Washington player since Cliff Battles in 1937 to win the rushing title.

Allen Hired - Jan. 6, 1971

George Allen, winningest coach in the NFC, was named the Redskins' Head Coach and General Manager.

A New Home - June 2, 1971

Groundbreaking ceremonies were held for the Redskins new home, Redskins Park, near Dulles Airport.

Future is Now - 1971

Allen guided Washington to the most wins, nine, in 29 years with a 9-4-1 record. It was the first time in 29 years that the Redskins earned a championship playoff game.

Coach of the Year - 1971

George Allen was voted NFL and NFC "Coach of the Year."

NFC Champions - 1972

Washington won their first title in 30 years with a convincing 26-3 win over the defending World Champion Dallas Cowboys in RFK Stadium, following a 16-3 playoff victory over Green Bay. Washington lost 14-7 to Miami in Super Bowl VII in the L.A. Coliseum.

Player of Year - 1972

Larry Brown, honored by all selections as NFL "Player of Year," won NFC rushing title by setting a new Washington rushing record with his 1,216 yards.

NFC Coach of the Year - 1972

For a second year in a row, George Allen awarded "Coach of Year" honors.

IMPORTANT DATES

4th Straight Playoffs - 1974

For the fourth consecutive year, George Allen's "Over the Hill Gang" reached the playoffs.

Jurgensen Retires - May 1, 1975

Quarterback Sonny Jurgensen retired after playing for 18 seasons in the NFL, 11 in a Washington uniform.

All-Time Receiver - Dec. 21, 1975

Washington wide receiver Charley Taylor became the all-time receptions leader in NFL history with his 634th career catch coming against the Eagles in the season's finale.

Milton King Dies - Jan. 23, 1976

Milton King, vice president and treasurer of the Redskins, died at the age of 85.

Return to Playoffs - 1976

By winning the final four games, including wins at Dallas and at St. Louis, Washington made the playoffs for the fifth time in six years under Allen.

Pardee Hired - Jan. 24, 1978

Jack Pardee, former Washington player and coach, was named the 19th head coach in Washington history.

Presidential Visit - Oct. 2, 1978

President Jimmy Carter became the second President ever to attend a regular season NFL game when he and Mrs. Carter, along with son Chip and wife Caron, saw the Monday night Cowboys-Washington clash.

Off to the Races - 1978

By winning the first six games, including wins over rivals Dallas and St. Louis and playoff bound New England, Washington enjoyed their best start in over 35 years.

Good News, Bad News - 1979

The 10-6 record was the ninth consecutive year that Washington finished .500 or better. Both the division title and wild card playoff game were lost in the final seconds of the game in Dallas, 35-34.

100 Straight - 1980

Washington extended the NFL's longest consecutive streak of sellouts to 100, dating back to 1966.

Gibbs Hired - Jan. 13, 1981

Joe Gibbs, offensive coordinator of the San Diego Chargers, became the 20th head coach in Washington history.

Finishing Kick - 1981

Victorious in 8 of their final 11 games, Coach Gibbs and his Washington club set or tied 13 club records.

Huff Inducted - Aug. 7, 1982

Former Washington and NY Giant Sam Huff was inducted into the Pro Football Hall of Fame.

A New Beginning - Sept. 12, 1982

With the 0-5 start of a year ago, the 0-4 preseason fresh on everyone's mind, Mark Moseley lifted the burden with a 26-yard overtime field goal to give Washington a victory over Philadelphia. Moseley had only minutes earlier sent the game into overtime with a 48-yard field goal.

Hogs Take Their Bows - Jan. 15, 1982

The celebrated Hogs created enough holes in the Viking defense for John Riggins to plow for a Washington playoff record 185 yards, leading Washington to a 21-7 win and a spot in the NFC Championship. Before leaving the game, Riggins gallantly bowed to the 54,000-plus Washington faithful who roared in approval.

Strike! - Sept. 21, 1982

The NFL players walked out in a strike that would last until Nov. 17. In all, eight games were missed, seven cancelled.

Holy Moseley! - Dec. 19, 1982

With time running out, the game on the line, with an NFL record at stake, Mark Moseley beat the Giants by booting his 21st straight field goal in a snowy RFK Stadium. The kick broke Garo Yepremian's record of 20 consecutive field goals made and gave Washington a 15-14 win. Also, in the game, John Riggins became only the fifth back in NFL history to exceed 2,000 carries (Payton, Simpson, Brown, and Harris are the others).

A Whitewash - Jan. 2, 1983

For the first time since 1980, Washington posted a shutout by beating the Cardinals 28-0. Their 8-1 record was the best in the NFC, giving them home-field advantage throughout the playoffs. The 128 points given up by the Washington defense is the fewest in the NFL.

Sweet Revenge - Jan. 22, 1983

Washington avenged their only loss of the season, setting back the Cowboys, 31-17, to reach their second Super Bowl, and first in 10 years.

Super Bowl Win! - Jan. 30, 1983

Washington won Super Bowl XVII downing the Dolphins 27-17. Their win streak reached eight, and 15 of 16 and 20 of 24 over two seasons. Jack Kent Cooke accepted the Super Bowl Trophy from Pete Rozelle in the locker room as MVP Riggins boasts, "Ron may be President, but for tonight, I'm King." The team's 12-1 record was the fifth best NFL mark in the last 50 years, and their best ever.

Hails from the Chief - Jan. 31, 1983

President Reagan and Mrs. Reagan were at Dulles Airport to greet the World Champions as they arrived back from California.

Parade of Stars - Feb. 3, 1983

The entire city of Washington celebrated as the team paraded before some 500,000 fans in a downtown ceremony amidst pouring rain. Coach Gibbs holds up the Super Bowl Trophy and proclaimed, "This is for you."

High Honors - 1983

Joe Gibbs was named Coach of the Year. Mark Moseley was the first special teams player in history named NFL MVP by Associated Press, Joe Theismann was Miller Man of the Year, and five Washington players [the most since 1972] were named to the Pro Bowl: Moseley, Theismann, Tony Peters, Charlie Brown and Mike Nelms. Later, Bobby Beathard was named Executive of the Year. And Riggins, who had four straight 100-yard rushing playoff games, the first ever to do so, won a car as Super Bowl MVP.

Jurgy to Mitch - July 30, 1983

Former Washington greats — quarterback Sonny Jurgensen and receiver Bobby Mitchell — were inducted into Pro Football's Hall of Fame.

Monday Night Fever - Oct. 1, 1983

Washington lost 48-47, in the highest scoring game in night football history. Washington and the Packers combined for over 1,000 yards of total offense.

IMPORTANT DATES

The Diesel Keeps On Trucking - Nov. 20, 1983

John Riggins set an NFL record as his consecutive games with rushing touchdowns reached 12 while notching his 19th touchdown of the year to tie that NFL mark. John's streak ended at 13 consecutive games while he went on to establish an NFL record 24 touchdowns.

Doomsday Showdown - Dec. 11, 1983

Dressed in army fatigues, Washington marched into Dallas to do battle. The result was a convincing 31-10 victory in Dallas to gain sole possession of first place in the NFC East. It was a game that saw Tony Dorsett held to 34 yards on 14 carries (one yard on five carries in the second half) and scores from four different Washington players.

Alone on a Hill - Dec. 17, 1983

For the second year in a row, Washington finished with the best record in the NFL. Their 31-22 victory over the Giants capped a remarkable 14-2 regular season. It was the first time in the history of the League that an NFC team compiled so many victories.

One-Two Punch - 1983

Mark Moseley's NFL kick scoring record of 161 points, and Riggins' total of 144 points, topped the entire NFL. It was the first time since 1951 that the number one and two scorers played on the same team. Their total of 305 points surpassed the totals of eight other clubs.

Ring Out the Rams - Jan. 1, 1984

Washington rang in the New Year by drubbing the L.A. Rams 51-7 in the most lopsided playoff game in 26 years. The team set or tied 13 club playoff marks with the 44-point margin of victory, the greatest in the 47-year history of the club.

Three of a Kind - 1985

The 10 victories marked a third consecutive season that Washington won 10 or more games, equaling a club-best streak set from 1972-74. The 35 wins in those three seasons were a club record for wins over a three-year period. Threes were also meaningful for offensive linemen Joe Jacoby and Russ Grimm, who each earned a third consecutive trip to the Pro Bowl. Receiver Art Monk (91 catches) went for a second straight time.

Happy Birthday - Feb. 13, 1986

The Washington entered their 50th season in the Nation's Capital, celebrating the franchise's move from Boston to Washington.

Rally Ho - 1986

Headed by Coach Ray Flaherty of the 1937 World Champions, former players and coaches gathered to kickoff the 1986 season.

Little Mr. Big - Oct. 27, 1986

WR Gary Clark accounted for 241 receiving yards (on 11 catches) to break teammate Art Monk's club record on Monday Night TV.

Showdown - Nov. 23, 1986

Eager to avenge their first loss of 1986, Washington came out smokin' against Dallas. The 34-0 first half lead marked the most points the Cowboys had ever allowed in a single half of play. The Washington 41-14 win was their most points ever against the Cowboys.



Gibbs Gets #70 - Jan. 3, 1987

Head Coach Joe Gibbs became the winningest coach in Washington history, gaining his 70th win as the team defeated the Bears 27-13 in a divisional playoff.

A Giant Step - Jan. 11, 1987

With 15 new faces on the roster, Washington played in their third NFC Championship game in five years.

Pro Bowlers, Again - Feb. 1, 1987

Hogs Russ Grimm and Joe Jacoby returned to the Islands of Hawaii for the fourth consecutive season. Joined by Art Monk, Darrell Green, Gary Clark, Dexter Manley, and Jay Schroeder, Washington equaled a club record seven participants in the annual classic.

NFLPA Strike - 1987

NFL players walked out following the second week of the regular season.

Perfect - Oct. 19, 1987

Washington "replacement" players closed out their season with a perfect 3-0 mark. The team held on to defeat Dallas, 13-7, in Texas Stadium.

Relief Pitcher - Dec. 26, 1987

Quarterback Doug Williams connected on 11-of-22 for 217 yards and two touchdowns in Minnesota. The 27-24 overtime victory is highlighted by a Ricky Sanders 51-yard catch-and-run to force sudden death. Haji-Sheikh kicks the game winner.

The Bear Facts - Jan. 10, 1988

For the second consecutive season, Washington traveled to Chicago for a divisional playoff game. After trailing 14-0 in the second quarter, the team rallied to win 21-17. Darrell Green provided the game-winning points on an electrifying 52-yard punt return, as Washington advanced to the NFC Championship Game for the fourth time in six seasons.

NFC Champs! - Jan. 17, 1988

Washington defeated Minnesota, 17-10, as Doug Williams connected with Gary Clark to break a 10-10 fourth quarter deadlock. Washington became the first team to advance to the Super Bowl three times in the 1980s.

World Champs! - Jan. 31, 1988

Twenty Super Bowl records were broken en route to a 42-10 decision over the Denver Broncos. Quarterback Doug Williams is named the game's MVP as he connected on 18-of-29 for a record 340 yards. His four touchdown passes tie another record as the team scores five times in five possessions in the second quarter alone.

100 Wins - Dec. 10, 1989

Joe Gibbs registered his 100th career win as head coach of Washington as the team defeated San Diego, 26-21. Only six other coaches reached 100 wins faster than Gibbs.

Monk Moves Up - Dec. 10, 1989

Art Monk moved into third place on the all-time NFL receiving list, ahead of friend and receivers coach Charley Taylor, in Washington's 26-21 win vs. San Diego.

A Lion of a Comeback - Nov. 4, 1990

Washington equaled the greatest comeback in club history with a 41-38 overtime win at Detroit. Down by 21 points in the third quarter and 17 points entering the fourth, Jeff Rutledge rallied the team by passing for 363 second-half yards (30-42). The game winning points came on a Chip Lohmiller 34-yard field goal in overtime.

700 Catches - Nov. 18, 1990

Art Monk became only the third player in NFL history to catch 700 passes when he hauled in four receptions against the Saints in RFK.

IMPORTANT DATES

Ring in the New Year - Jan. 5, 1991

Washington pushed their playoff record to 12-3 under Joe Gibbs with a solid team effort 20-6 win over the Eagles at Veterans Stadium.

Perfect Start - 1991

For the first time in franchise history, Washington opened the year with 11 straight victories.

One of the Best - 1991

Washington became only the sixth team in NFL history to record 17-or-more wins in a single season by posting a 17-2 overall mark [best in team history].

Hog Protection - 1991

In 16 games, the "Hogs" allowed a league-low and club-record nine sacks. It was the third lowest total in NFL history.

A Class Act - Dec. 22, 1991

Art Monk becomes only the second player in NFL history to catch 800 passes when he caught five passes in the season finale at Philadelphia.

NFC Champs - Jan. 12, 1992

For the fourth time under Joe Gibbs, and the fifth time in franchise history, Washington returned to the Super Bowl with a 41-10 win over Detroit in the NFC title game.

World Champs! - Jan. 26, 1992

Washington claimed their third Super Bowl win under Gibbs. The team knocked out Buffalo 37-24 and Mark Rypien was named Super Bowl MVP after completing 18 passes and throwing two touchdowns. Gary Clark and Art Monk both caught seven passes, with Clark gaining 114 yards and one TD, and Monk adding 113 yards. Brad Edwards had two interceptions and the defense sacked Bills QB Jim Kelly five times.

Pro Bowl Record - Feb. 2, 1992

Washington set a club record with eight players earning a selection to the Pro Bowl. Jim Lachey and Darrell Green were named starters, while Gary Clark, Chip Lohmiller, Charles Mann, Earnest Byner and Mark Schlereth also were named to the NFC squad.

New Redskin Park Opens - Aug. 24, 1992

Washington moved into their new training complex set on a picturesque 160 acres in Loudoun County, Va. The building is more than 70,000 square feet to complement four practice fields.

Monk is #1 - Oct. 12, 1992

Art Monk became the NFL's all-time leading pass receiver against Denver on Monday Night in Week 5. His 820th career catch was a 10-yarder with 3:12 remaining in the 4th quarter.

Joe Gibbs Resigns - March 5, 1993

After 12 seasons guiding Washington to four Super Bowls, three titles, a 16-5 playoff mark and a 140-65 career record, Joe Gibbs stepped down as head coach. Richie Petitbon is hired as the 21st coach in club history.

Turner Hired - Feb. 2, 1994

Norv Turner, offensive coordinator of the Dallas Cowboys, became the 22nd coach in team history.

Coleman Becomes All-Time Leader - Oct. 9, 1994

Linebacker Monte Coleman played in his 206th career game breaking Art Monk's team record for games played. Monte, tied with Sammy Baugh for most seasons as a member of the organization with 16, ended his career with 216 games played. Darrell Green would take over the record in 1998.

Pro Bowl - 1994

Linebacker Ken Harvey and punter Reggie Roby earned selection to the NFC squad. Harvey led the NFC in sacks with 13.5 and Roby became the first Washington punter selected to the Pro Bowl since Sam Baker in 1958.

BIG Upset Wins - Oct. 1, 1995

Washington's 27-23 win over 13-point favorite Dallas was the team's biggest upset win since defeating the Cowboys, 34-31, on December 11, 1966. The team was 17-point underdogs in the rematch at Texas Stadium, but came up with a 24-17 win. It was the biggest upset win in the NFL since 1980.

Pro Bowlers - 1995

Linebacker Ken Harvey earned his second straight starting assignment in the Pro Bowl, while kick/punt returner Brian Mitchell was honored with his first Pro Bowl selection. Mitchell led the NFC in kickoff returns with a 25.6-yard average and was second in the NFL in punt returns (12.6-yard average).

New Stadium - March 13, 1996

Washington owner Jack Kent Cooke, Maryland Gov. Parris N. Glendening and Prince George's County Executive Wayne Curry signed a contract paving the way for the immediate start of construction for the new home of the team in Prince George's County.

Gibbs To Hall - July 27, 1996

Joe Gibbs is inducted into the NFL Hall of Fame.

Allen Passes Riggo - 1996

Terry Allen rushed past John Riggins' single-season rushing record, gaining 1,353 yards. Allen also led the NFL in touchdowns with 21 TDs.

Pro Bowlers - 1996

Washington sent their largest amount of representatives to the Pro Bowl since the 1991 season, when running back Terry Allen, quarterback Gus Frerotte, cornerback Darrell Green, linebacker Ken Harvey and punter Matt Turk made the trip to Hawaii.

So Long RFK - Dec. 16, 1996

Washington played their final home game at Robert F. Kennedy Memorial Stadium against the Dallas Cowboys. With greats from the past on hand, the team defeated the Cowboys 37-10. Washington finished 17-3-10-3 at RFK, including 11-1 in the playoffs.

Jack Kent Cooke Passes Away - April 6, 1997

Jack Kent Cooke, only the second owner in team history, died of congestive heart failure at the age of 84. At his memorial service, John Kent Cooke, Sr. announced the new stadium would be called Jack Kent Cooke Stadium.

Big Jack Opens - Sept. 14, 1997

The team christens Jack Kent Cooke Stadium in style with a 19-13 overtime win over the Arizona Cardinals. In overtime, rookie Kenard Lang forced a fumble that was recovered at the Cardinals 35-yard line. Two plays later Gus Frerotte threw a 40-yard scoring strike to a leaping Michael Westbrook in the end zone.

Green is Tops - Dec. 13, 1997

Cornerback Darrell Green played in his 217th career game as a Washington player breaking Monte Coleman's team record for games played.

Pro Bowlers - 1997

Darrell Green earns his seventh Pro Bowl selection in his 15th season. He is also joined by fellow cornerback Cris Dishman, while linebacker Ken Harvey is selected for the fourth straight year and punter Matt Turk makes his second straight appearance.

Mitchell Joins Brown - 1998

Brian Mitchell led the NFL in total combined net yards for the fourth time joining Hall of Famer Jim Brown as the only players in NFL history to lead the league in total combined net yards four

IMPORTANT DATES

times.

Skip-In to the End Zone- Dec. 13, 1998

Rookie running back Skip Hicks sets a club rookie record with eight rushing touchdowns, breaking Don Bosseler's record of seven set in 1957.

Organization is Sold - May 25, 1999

Daniel M. Snyder gained unanimous approval [31-0] from league owners to become the fourth owner in franchise history. Snyder buys the team for a record \$800 million - the most ever for an American sports franchise.

Welcome to FedExField - Nov. 21, 1999

The organization partners with Federal Express Corporation, re-naming Jack Kent Cooke Stadium, FedExField.

Winning the East - Dec. 26, 1999

Washington overcame a 10-point fourth quarter deficit to defeat the 49ers 26-20 in overtime. The win gave the team their first NFC East crown since 1991.

Records Fall - 1999

Brad Johnson (Below) completed the season with 316 completions - most ever by a Washington player. His 4,005 yards and 519 attempts are second in club history. Stephen Davis' 1,405 yards are the most ever by a Washington player. He led all NFC rushers, and earned his first birth to the Pro Bowl. Darrell Green increases his team records with his 50th interception and played in his 250th game.

Leadership Council - Jan. 2000

Owner Daniel M. Snyder introduced the Washington Redskins Leadership Council, the Redskins' foundation.

Homeward Bound - July 20, 2000

The team opens training camp at home for the first time, welcoming fans to the team facility in Ashburn, Va.



Alumni Recognized - Aug. 24, 2000

Alums Joe Gibbs, Dexter Manley and Art Monk are inducted into the Ring of Fame.

Turner Out, Robiskie In - 2000

Norv Turner was dismissed as Head Coach after 13 games. Terry Robiskie was named interim head coach to finish out the season on Dec. 4, 2000.

Centers Sets Mark - Dec. 24, 2000

Larry Centers became the NFL's all-time leader in catches by a running back with 685 receptions.

Smith "Sacks" the Record Books - Dec. 24, 2000

Bruce Smith sets NFL record with his 13th 10-sack season.

NFL Attendance Record - 2000

Washington set an NFL record for attendance with a season total of 647,424. Average home attendance at FedExField was 80,928.

Schottenheimer Takes Command - Jan. 3, 2001

Marty Schottenheimer signed on as the franchise's 24th head coach.

Return to Carlisle - July 29, 2001

Washington returned to Dickinson College in Carlisle, Pa., for training camp after a six-year hiatus, re-establishing a 32-year summer tradition (1963-94).

Washington Relief Fund - Sept. 13, 2001

The organization announced the establishment of the Relief Fund for the benefit of families of the victims of the September 11th tragedy at the Pentagon. Over the course of the season, the team raised over \$700,000.

Washington Makes NFL History - Nov. 25, 2001

Washington set an NFL record, becoming the first team in history to win five consecutive games after losing their first five. The team would go on to win eight of the last 11 games, following the 0-5 start.

More Records for Davis - Jan. 6, 2002

Stephen Davis became the first player in team history to rush for more than 1,000 yards for three consecutive seasons. He finished the 2001 campaign rushing for 1,432 yards on 356 carries, both career and team single-season records for the Pro Bowl running back.

Arrival of Head Ball Coach - Jan. 14, 2002

Owner Daniel M. Snyder announced former Heisman Trophy winner and offensive genius Steve Spurrier as the club's 25th head coach. Marvin Lewis, with his proven track record of defensive success, is brought on board shortly thereafter as assistant head coach and defensive coordinator, making the team a dangerous foe on both sides of the ball.

Allen Voted to the Hall - Feb. 2, 2002

George Allen, who coached Washington from 1971 to 1977 and posted a record of 67-30-1 and led them to two NFC Championships, was voted into the NFL Hall of Fame. Allen, after being named one of the 70 Greatest Washington players of all time, was enshrined in the Hall on Aug. 4, 2002.

Kickoff Overseas - Aug. 3, 2002

Head Coach Steve Spurrier made his Washington debut in a 38-7 victory over the San Francisco 49ers in the 2002 American Bowl in Osaka, Japan. Washington finished the game with 479 yards of offense, including 434 passing yards.

Off to a Good Start - 2002

Washington finished out the preseason with a 4-1 mark, setting a team record with 164 preseason points. The previous team record was 156 points, set in 1975 in six games.

IMPORTANT DATES

Naming 70 Greats - June 13, 2002

The 70 Greatest Players in team history were announced in June by a blue-ribbon panel, which selected the team's leading on-field contributors in celebration of the franchise's 70th Anniversary. Spanning the entire history of the team, since it's founding in Boston in 1932, the 70 Greatest Players encompassed three head coaches and 67 players.

70th Anniversary Weekend - Oct. 2002

The 70 Greatest Players were honored in a weekend of festivities, culminating in a special halftime ceremony during a 31-26 Washington victory over the Indianapolis Colts. The celebration reunited the 70 Greats with a black-tie gala event, an alumni and media brunch, dinner party and pre-game barbeque at FedExField. The anniversary season was also commemorated through "retro" uniforms worn at home games all year, featuring a one-season return to the team's spear-and-feather helmet logo, as well as jersey and pants colors and design that reflected back to the 1960s midpoint of the team's storied history.

Green's Last Game - Dec. 29, 2002

Darrell Green concluded his 20th and final season with the club and the NFL, defeating the longtime rival Dallas Cowboys, 20-14. During his 20 years, Green set an NFL record for consecutive seasons with at least one interception (19) and a team record for regular season games played (295) and started (258). In a special pre-game ceremony at the Dallas game, Green was honored by his teammates and by fans. His name was also added to the Ring of Fame.

Downright Defensive - 2002

Under the guidance of assistant head coach and defensive coordinator Marvin Lewis, Washington finished the season ranked 5th in the NFL in total defense, an improvement from 10th during the 2001 season. The club's defense ranked in the league's top-10 for the last three seasons.

Consistently Coles - Oct. 12, 2003

With his six receptions against Tampa Bay, Laveranues Coles set a modern day NFL record for at least five receptions in 19 consecutive games.

Bruce Sacks Record - Dec. 7, 2003

Bruce Smith broke the NFL all-time sack record against the Giants. Smith finished his career with an impressive 200 sacks.

Spurrier Resigns - Dec. 30, 2003

Steve Spurrier resigned as the 25th Head Coach in franchise history.

Gibbs Returns - Jan. 7, 2004

Owner Daniel M. Snyder announced that Joe Gibbs would return as Head Coach.

500th Win - Sept. 12, 2004

Washington earned the 500th franchise victory, defeating Tampa Bay 16-10.

Gibbs - Oct. 23, 2005

Head Coach Joe Gibbs earned his 150th overall victory against the San Francisco 49ers, with a decisive 52-17 win.



Franchise Records - 2005

Wide receiver Santana Moss and running back Clinton Portis both set team records at their respective positions. Moss broke Bobby Mitchell's record for most receiving yards in a season with 1,483. The previous mark was 1,436 set in 1963. Portis set a new record for rushing yards in a season with 1,516, previously held by Stephen Davis with 1,432 yards in 2001. Portis also recorded a franchise-high nine 100-yard rushing games in 2005.

Playoff Win - Jan. 7, 2005

Washington earned their first playoff victory since 1999, defeating the Tampa Bay Buccaneers by a score of 17-10 in the NFC Wild Card Playoff game in Tampa Bay.

Taylor Tragedy - Nov. 27, 2007

Washington Pro Bowl safety Sean Taylor died one day after he is shot by an intruder in his Miami home. Taylor's death devastated coaches and teammates. Meanwhile, fans created a memorial outside the facility honoring Taylor's memory.

In Taylor's Memory - Dec. 2, 2007

Sadness swept over FedExField as the organization and its fans mourned the tragic death of safety Sean Taylor just five days earlier. Fans left flowers, cards and mementos at a makeshift memorial outside the stadium. The team hosted a pre-game tribute to Taylor, including a moving four-minute video on the Jumbotron. Washington lost to the Buffalo Bills, 17-16, but this was a day devoted to the memory of Taylor. A day after the game, the entire organization traveled to Miami for Taylor's funeral.

Gibbs Retirement - Jan. 8, 2008

Citing a need to spend more time with family, 67-year-old Hall of Fame Coach Joe Gibbs announced his retirement as Head Coach and President of the club.

Zorn Hired - Feb. 10, 2008

Owner Daniel M. Snyder welcomed Jim Zorn, a long-time Seattle Seahawks quarterback and assistant coach, as the franchise's 27th head coach, ushering in a new chapter in Washington history.

Monk and Green Inducted - Aug. 2, 2008

Wide Receiver Art Monk and cornerback Darrell Green are inducted into the Pro Football Hall of Fame.

Zorn's First Win - Sept. 14, 2008

Head Coach Jim Zorn registered his first NFL victory as the team defeated the New Orleans Saints 29-24 in the regular season opener at FedExField.

Taylor Honored - Nov. 30, 2008

Sean Taylor was honored and placed in the Ring of Fame in an emotional pregame ceremony prior to the Washington vs. NY Giants game. Taylor became the 43rd member to be inducted. Taylor's father Pedro, fiancé Jackie, daughter Jackie and mother Donna were present to celebrate the life and accomplishments of Taylor in front of a capacity crowd at FedExField.

Bruce Smith Inducted - Aug. 8, 2009

Defensive End Bruce Smith is inducted into the Pro Football Hall of Fame.

Allen Hired - Dec. 17, 2009

Bruce Allen, son of Pro Football Hall of Famer and Washington legend George Allen, is hired as Executive Vice President/General Manager.

Shanahan Takes Over - Jan. 6, 2010

Mike Shanahan, who won consecutive Super Bowls following the 1997 and 1998 seasons with the Denver Broncos, is hired as the club's Executive Vice President/Head Coach.

Russ Grimm Inducted - Aug. 7, 2010

IMPORTANT DATES

Russ Grimm becomes the first member of the beloved Hogs inducted into the Pro Football Hall of Fame.

Shanahan's First Win - Sept 12, 2010

Head Coach Mike Shanahan registered his first victory with Washington on Sunday Night Football at home against the division rival Dallas Cowboys, 13-7. Linebacker Brian Orakpo's pass rush drew a holding penalty that negated a Cowboys' touchdown on the final play of the game, giving Washington the win.

DeAngelo Hall Ties Interception Record - Oct. 24, 2010

Cornerback DeAngelo Hall tied an NFL record and Washington record by totaling four interceptions against the Chicago Bears at Soldier Field in Week 7. He became the 19th NFL player and third Washington player to accomplish this feat in a game.

DeAngelo Hall Named Pro Bowl MVP - Jan. 30, 2011

Cornerback DeAngelo Hall, appearing in his third Pro Bowl, was named the game's MVP after he recorded an interception and returned a fumble 34 yards for a touchdown.

Hall of Fame Hanburger - Aug. 6, 2011

Legendary linebacker Chris Hanburger is inducted into the Pro Football Hall of Fame.

10th Year Anniversary of 9/11 - Sept. 11, 2011

Washington honors the victims of the Sept. 11, 2001 tragedy on the 10th anniversary of the terrorist attacks as the team hosts the New York Giants at FedExField in the 2011 season opener. Gen. Colin Powell tosses the ceremonial coin as the team opens the 2011 season with a 28-14 win against the eventual Super Bowl Champion Giants.

Chris Cooley Becomes Top Tight End - Sept. 11, 2011

Tight end Chris Cooley recorded two receptions against the New York Giants in the 2011 season opener to pass Jerry Smith for the franchise lead in receptions by a tight end.

Burgundy and Gold Goes Green - Sept. 18, 2011

Washington launches 8,000 solar panels at FedExField prior to the team's 22-21 win against the Arizona Cardinals. The panels were installed to be capable of meeting the stadium's power needs on non-game days and providing up to 20 percent of the needed electricity on game days - the equivalent of providing 300 homes with energy for a full year.

Richie Petitbon Recognized - Dec. 24, 2011

Former Washington player and coach Richie Petitbon is inducted as the 45th member of the team's Ring of Fame.

Blockbuster Trade - March 10, 2012

Washington and the St. Louis Rams officially announce that they have agreed to a trade that gives Washington the rights to the No. 2 overall pick in the 2012 NFL Draft. The league formally approved the deal on March 14. On April 26, the team goes on to select eventual AP Offensive Rookie of the Year Robert Griffin III with that pick.

Celebrating 80 Years - May 10, 2012

From the inside of the newly built Indoor Training Facility, the team launches their 80th Anniversary celebration. The organization would spend the offseason touring the D.C., Maryland and Virginia areas as part of its "Thank You Tour" to commemorate the anniversary with the fans. The event also featured the debut of the team's 1937-inspired alternate uniforms as well as the start of voting for the 10 newest additions to the 80 Greatest Players.

Clinton Portis Officially Retires - Aug. 23, 2012

Running back Clinton Portis officially announces his retirement from the NFL in a press conference at the team facility. He exited the NFL ranking second in franchise history in rushing yardage (6,824), carries (1,667) and rushing touchdowns (46).

Welcome to the NFL, Rookie - Sept. 9, 2012

In Week 1 at New Orleans, Robert Griffin III becomes the first rookie to start at quarterback for Washington in Week 1 since Norm Snead on Sept. 17, 1961. Griffin III becomes the first player in NFL history to compile 300-plus passing yards, two or more passing touchdowns and no interceptions in an NFL debut, leading Washington to a 40-32 win against the Saints.

"10 for 80" Honored - Nov. 4, 2012

At halftime of the team's Homecoming Game against Carolina, Washington honors the 10 members of the organization selected to complete the 80 Greatest Players. The honorees include LaVar Arrington, Bobby Beathard, Joe Bugel, Terry Hermeling, Jon Jansen, Roy Jefferson, Richie Petitbon, Clinton Portis, Chris Samuels and Sean Taylor.

Turkey Day Triumph - Nov. 22, 2012

Washington gets their first Thanksgiving Day win in Dallas in team history, defeating the Cowboys, 38-31. Washington explodes for 28 second-quarter points, and quarterback Robert Griffin III - who had a four-touchdown game vs. Philadelphia a week earlier - throws four touchdown passes to become the first player in franchise history to pass for four touchdowns in consecutive games.

Hawaii Bound - Dec. 26, 2012

The NFL announces that linebacker/special teamer Lorenzo Alexander, quarterback Robert Griffin III and tackle Trent Williams have been selected to the 2013 Pro Bowl. Linebackers Ryan Kerrigan and London Fletcher are later added to the roster, giving the club five Pro Bowlers for the first time since 1996.

How The East Was Won; Morris Surpasses Portis - Dec. 30, 2012

Washington secures its first NFC East title in 13 years with a 28-18 win against the Dallas Cowboys in a win-or-go-home tilt at FedExField. Washington rolls up 274 rushing yards in a game "flexed" into primetime by the NFL. In the process, rookie running back Alfred Morris rushes for 200 yards and pushes his season total to 1,613, breaking Clinton Portis' team record for rushing yards in a single season.

End of an Era - Jan. 11, 2013

After 30 seasons, the beloved "Hogettes" decide to hang up their snouts, floppy hats and dresses in announcing their intent to retire. The group says it will continue to help raise money for local children's charities, just in more "incognito" fashion.

Rookie of the Year - Feb. 2, 2013

Robert Griffin III is named AP Offensive Rookie of the Year, making him the third Rookie of the Year in team history and the first since Mike Thomas in 1975.

Road Trip to Richmond - July 25, 2013

Washington holds their first Training Camp session at the brand new Bon Secours Washington Training Center in Richmond, Va. During the three-week span, more than 150,000 fans attend the team's inaugural camp in the capital.

Artful Performance By Garçon - Dec. 22, 2013

Wide receiver Pierre Garçon posts a career-high 11 receptions in Week 16 vs. Dallas, pushing his season total past Pro Football Hall of Famer Art Monk's team record for receptions in a single season (106 in 1984). Garçon would finish the season with a league-leading 113 receptions.

Here's Jay - Jan. 9, 2014

Jay Gruden is named the 29th head coach in franchise history. At 46 years of age, the former offensive coordinator for the Cincinnati Bengals becomes the team's youngest head coaching hire since hiring eventual Pro Football Hall of Famer Joe Gibbs at 40 years of age in 1981.

Jay's First Win - Sept. 14, 2014

Jay Gruden earns his first win as head coach as the defense runs

IMPORTANT DATES

wild in a 41-10 home win against the Jacksonville Jaguars. The unit tied a team record with 10 sacks, including a team-record-tying four-sack effort from linebacker Ryan Kerrigan.

Rypien in the Ring - Oct. 19, 2014

Super Bowl XXVI MVP Mark Rypien is inducted as the 46th member of the Ring of Fame at halftime of an overtime win against the Tennessee Titans on Alumni Homecoming Weekend.

You Like That! Historic Comeback - Oct. 25, 2015

Washington overcomes a 24-0 second quarter deficit to post the largest comeback in team history in a 31-30 win against Tampa Bay. Following the game, quarterback Kirk Cousins exclaims "You like that!" while walking back to the locker room. The moment is captured on camera and goes viral, becoming a rallying cry for the team's NFC East championship run.

Bostic and Coleman Enter the Ring - Oct. 25, 2015 and Dec. 20, 2015

Center Jeff Bostic and linebacker Monte Coleman become the 47th and 48th members of the Ring of Fame. Bostic is enshrined during a Week 7 win vs. Tampa Bay and Coleman is honored during a Week 15 win vs. Buffalo.

Win No. 600... In Style - Dec. 26, 2015

Washington becomes the fifth NFL franchise to record 600 combined regular season and postseason wins all-time with a 38-24 win in Philadelphia. The victory also secures the team's 15th division title in team history.

Records Fall in Dallas - Jan. 3, 2016

Having already clinched the NFC East a week earlier, Washington faces the Cowboys in Week 17 with individual records on the line. Quarterback Kirk Cousins breaks the team's single-season passing yardage record during the game on a 28-yard pass to receiver Jamison Crowder. Later in the game, Crowder catches his 59th reception of the season, a team rookie record.

The Park Welcomes Inova - July 25, 2016

As the team departs for Training Camp, the team announces a new health and wellness partnership with Inova, including renaming the team's Ashburn headquarters to the Inova Sports Performance Center.

Washington Goes International - Oct. 30, 2016

Washington makes their European debut when they face the Cincinnati Bengals at Wembley Stadium in London. The back-and-forth game becomes one of the season's most entertaining, as the team storms back to force overtime, but a missed field goal in the extra frame results in a 27-27 draw.



Beathard Honored - Nov. 13, 2016

Former General Manager Bobby Beathard is inducted as the 49th member of the Ring of Fame at halftime of the team's victory against the Minnesota Vikings.

Pro Bowl Bound - Dec. 20, 2016

Four Washington players — linebacker Ryan Kerrigan, tight end Jordan Reed, guard Brandon Scherff and tackle Trent Williams — are selected to the 2017 Pro Bowl. Reed and Scherff's selections are their first of their careers, while Williams becomes only the third member of the franchise since 1970 to earn five consecutive Pro Bowl selections.

From MVP to Senior VP - June 13, 2017

Washington announces that Doug Williams, Super Bowl XXII MVP, has been promoted Senior Vice President of Player Personnel after three-plus years as a personnel executive with the team. Said Williams, "I've been around the circuit, but there's nothing like coming back here to a place that gave you an opportunity to be on top of the stage in football. Washington did that for me."

A Thanksgiving to Remember - Nov. 23, 2017

Washington hosts their first Thanksgiving home game in franchise history, earning a 20-10 win against the New York Giants. After the game, wide receiver Jamison Crowder, quarterback Kirk Cousins, linebacker Ryan Kerrigan and most of the offensive line chomp on turkey legs during postgame interviews with NBC's Michele Tafoya.

Pro Bowl Trio - Dec. 19, 2017

Linebacker Ryan Kerrigan, guard Brandon Scherff and tackle Trent Williams all earn Pro Bowl honors. Together, Scherff and Williams became the first Washington offensive line duo collectively named to the Pro Bowl in consecutive seasons since the duo of Russ Grimm and Joe Jacoby earned selections four straight times following the 1983-86 seasons.

Rings for Replacements - June 12, 2018

After 31 years, Washington honors replacement players from the team's 1987 squad with Super Bowl rings in a ceremony at Inova Sports Performance Center. Charley Casserly, who served as the team's Assistant General Manager in 1987 and helped build the replacement squad, hosted the event and welcomed more than 25 players in attendance. The ceremony culminated with the surprise appearance of 1987 Super Bowl champions Doug Williams, Gary Clark and Dexter Manley, who joined the replacement players for a group photo.

Beathard Inducted into Hall of Fame - Aug. 4, 2018

Former Washington General Manager Bobby Beathard was enshrined in Canton, Ohio at the Pro Football Hall of Fame as a member of the Class of 2018. Beathard helped guide the franchise to three Super Bowl appearances, including victories in Super Bowl XVII and XXII during his 11 year tenure. In his 11 seasons as general manager the team posted a .625 winning percentage which was the best mark in the NFC and second best mark in the NFL in that span.

600th Regular Season Victory - Dec. 16, 2018

With a 16-13 victory over the Jacksonville Jaguars at TIAA Bank Stadium in Jacksonville, Fla., Washington became just the fifth team in NFL history to record 600 regular season victories. Washington joined the Chicago Bears, Green Bay Packers, New York Giants and Pittsburgh Steelers as the only franchises in NFL history to accomplish the feat. Head Coach Jay Gruden presented Owner Daniel Snyder with a game ball following the victory.

London Fletcher Enters Ring of Fame - Sept. 23, 2019

London Fletcher is inducted as the 50th member of the Ring of Fame at halftime of the team's Monday Night Football matchup against the Chicago Bears.

IMPORTANT DATES

Samuels Enters the Ring - Oct. 20, 2019

Chris Samuels is inducted as the 51st member of the Ring of Fame at halftime of the team's matchup against the San Francisco 49ers in Week 7 at FedExField.

Way and Scherff Selected to Pro Bowl - Dec. 17, 2019

Tress Way and Brandon Scherff are both named to the 2019 Pro Bowl in Orlando, Fla. Way earns his first Pro Bowl selection and is named the starting punter for the NFC, becoming the first Washington punter since Matt Turk in 1998 to be named a Pro Bowler. Scherff earns his third Pro Bowl selection, becoming the ninth offensive lineman in franchise history to earn three-plus Pro Bowl selections.

Entering the Rivera Era - Jan. 1, 2020

Owner Dan Snyder announces that Ron Rivera will become the 30th head coach in franchise history. The two-time Associated Press NFL Coach of the Year brings more than 20 years of coaching experience to Washington along with nine at the helm of the Carolina Panthers.

AP Given Art Rooney Sportsmanship Award - Feb. 1, 2020

Adrian Peterson becomes the sixth player in NFL history and first member of the franchise to earn the Art Rooney Sportsmanship Award at NFL Honors in Miami, Fla. The award is given to an NFL player who best demonstrates the qualities of on-field sportsmanship, including fair play, respect for the game and opponents, and integrity in competition.

Washington and Jennifer King Make History - Feb. 10, 2020

Washington becomes the first team in NFL history to hire a female African American full-year coaching intern with the hiring of Jennifer King. King will primarily work with the running backs and will spend an entire calendar year with the team helping in the offseason and draft preparation all the way through the end of the 2020 regular season.

Dan Snyder Pulls Scouts Off the Road - March 12, 2020

In response to the rapid spread of COVID-19, Owner Dan Snyder becomes the first NFL owner to pull all scouts off the road and cancel all Top 40 visits in preparation for the NFL Draft. The NFL and all 31 other teams eventually followed suit.

Washington Opens FedExField to National Guard - March 21, 2020

The organization opens the FedExField parking lots to the Maryland National Guard to operate a COVID-19 testing site for residents of Prince George's County. Owner Dan Snyder also makes a \$100,000 to the Capital Area Food Bank to help feed families devastated by the global pandemic.

Washington Drafts DE Chase Young - April 23, 2020

Picking the highest in the NFL Draft since 2012, Washington selects defensive end Chase Young out of Ohio State. Young is widely regarded as one of the best edge rushing prospects to come out of college in the past decade. Young holds the single-season sack record at Ohio State with 16.5 sacks as a junior in 2019.

Mitchell's Number is Retired - June 20, 2020

Owner Dan Snyder announces that the team is retiring the No. 49 in honor of the late Bobby Mitchell. Mitchell's number becomes only the second ever retired in franchise history. The team also announces the renaming of the lower level of FedExField in honor of Mitchell.

Washington Football Team - June 20, 2020

After undergoing a thorough review of the organization's nickname, the team announces that they will call themselves the Washington Football Team. The former nickname and logo are both officially retired. The team also announces that the process for finding a new team name will continue and the franchise will undertake an in-depth branding process to properly include player, alumni, fan, community and sponsor input.

Washington Starts New Era with Win - Sept. 13, 2020

Washington defeated Philadelphia 27-17 to secure their first win under head coach Ron Rivera. In the victory, first-round draft selection Chase Young made his NFL debut and recorded 1.5 sacks in the victory.

QB Alex Smith Returns to Live Action - Oct. 11, 2020

QB Alex Smith made his first appearance in an NFL game since suffering a severe leg injury in November of 2018. Smith came off the bench to backup Kyle Allen who exited with an injury.

Thanksgiving Day Victory at Dallas - Nov 26, 2020

Washington defeated Dallas 41-16 on Thanksgiving Day. RB Antonio Gibson rushed for three touchdowns becoming the first Washington player to rush for three touchdowns since Robert Kelley did so on November 11, 2016.

Washington Defeats Undefeated Pittsburgh - Dec. 7, 2020

Washington went in to Heinz Field in Pittsburgh and knocked off the 10-0 Steelers, defeating the club 23-17. TE Logan Thomas had nine receptions for 98 yards and a touchdown.

DE Chase Young and T Brandon Scherff Named to 2020 Pro Bowl Roster - Dec. 21, 2020

Scherff was selected as the starting guard for the NFC. His selection is the fourth of his career (2016-17; 2019-20). Scherff joined Trent Williams, Chris Samuels, Len Hauss, Joe Jacoby and Russ Grimm as the only Washington offensive linemen to be selected to the Pro Bowl four-plus times. Young became the eighth rookie in Washington history to be named to a Pro Bowl and the first since quarterback Robert Griffin III in 2012. He became the first defensive rookie since linebacker Brian Orakpo in 2009. Young was the third defensive rookie in franchise history to be named to a Pro Bowl joining Orakpo and Pro Football Hall of Famer Paul Krause. He became the youngest player in Washington history to be selected to the Pro Bowl at 21-years old.

Washington Defeats Philadelphia to win NFC East - Jan. 3, 2021

In a must-win, Week 17 game, Washington finished off Philadelphia, 20-14, to clinch their first NFC East title since 2015. In the victory, DE Chase Young recorded a sack, three QBHs and one fumble recovery. WR Terry McLaurin caught a five-yard touchdown to amass 1,000 yards in a season for the first time in his career.

Washington Hires Martin Mayhew as General Manager - Jan. 21, 2021

Mayhew joins Washington with 20 seasons of NFL experience as an executive, including eight seasons as the general manager of the Detroit Lions. He returns to the franchise that he played for from 1989-92 and was a member of the Super Bowl XXVI team. Mayhew spent the previous four seasons with the San Francisco 49ers, most recently as the club's vice president of player personnel. He held the position of senior personnel executive for the franchise from 2017-18. Mayhew assisted first-time general manager John Lynch and was a major contributor for a personnel department that was vital in the team's Super Bowl appearance in 2019.

Washington Hires Marty Hurney as EVP Football/Player Personnel - Jan. 21, 2021

Hurney joins Washington with 28 seasons of NFL experience as an executive and rejoins the franchise where he started his NFL career as a member of the team's public relations department. Hurney was named the Carolina Panthers General Manager in 2002 and held the position until 2012. He was then brought back as the club's interim general manager in 2017 and maintained the official role from 2018-2020. During Hurney's tenure as general manager, the Panthers appeared in the postseason four times, with two NFC South titles, two trips to the NFC Championship game and an appearance in Super Bowl XXXVIII.

IMPORTANT DATES

Washington Names Jennifer King Assistant Running Backs Coach - Jan. 26, 2021

With the promotion, King becomes the first African American female full-time assistant coach in NFL history. King also becomes the second female assistant position coach in the NFL behind Tampa Bay Buccaneers assistant defensive line coach Lori Locust.

Ron Rivera Named NFC Coach of the Year by the Committee of the 101 - Jan. 28, 2021

Head Coach Ron Rivera is named the NFC Coach of the Year by the Committee of the 101. It is Rivera's third time receiving the honor (2013 & 2015) and he joins George Allen (1971 & 1976) and Joe Gibbs (1983) as the only coaches in Washington franchise history to earn the honor. Rivera joins Dick Vermeil as the only coaches to earn the honor three times in their careers.

DE Chase Young named AP Defensive Rookie of the Year - Feb. 5, 2021

Young, the second overall selection in the 2020 NFL Draft out of Ohio State, played in 15 games (all starts) and led all NFL rookies with 7.5 sacks. He posted 44 total tackles (32 solo) and he added four passes defensed, 12 quarterback hits, four forced fumbles, three fumble recoveries and a fumble return for a touchdown. He had seven games with at least one full sack, the most by a rookie in Washington history and had three games with a sack and a fumble recovery, the most in a season by any player in franchise history. He was the second rookie in Washington history to post at least seven sacks and 10 tackles for loss (Brian Orakpo in 2009), and Young was the only NFL rookie in 2020 to reach those marks. His four forced fumbles tied for the most all-time by a Washington rookie, and he set a franchise rookie record with his three fumble recoveries. Young was selected as both NFC Defensive Player and NFL Defensive Rookie of the Month for December, and he was a PFWA All-NFC honoree - the only 2020 rookie to be selected to an all-conference squad. Young became the eighth rookie in Washington history to be named to a Pro Bowl and the first since quarterback Robert Griffin III in 2012. He was the first defensive rookie since linebacker Brian Orakpo in 2009. Young is the third defensive rookie in franchise history to be named to a Pro Bowl joining Orakpo and Pro Football Hall of Famer Paul Krause.

QB Alex Smith named AP Comeback of the Year - Feb. 5, 2021

Washington QB Alex Smith is named the AP Comeback Player of the Year for 2020. Smith becomes the first player in Washington franchise history to win the award and the first NFC East player to earn the honor since Philadelphia quarterback Michael Vick did so in 2010. Smith becomes the third-consecutive quarterback to win the award, joining Tennessee's Ryan Tannehill (2019) and Andrew Luck (2018). During the 2020 season, Smith made his first appearance since suffering a severe leg injury on November 18, 2018. It was a comeback that surmounted 693 days and several major obstacles. Smith made his first start of the season on November 15, 2020 and threw for a career-high 390 yards while completing a career-high 38 passes.



MILESTONE GAMES

100-YARD RUSHING GAMES

Entering 2021 season — rookies *stylized*.

| Date | Player | Game | W/L/T | Att-Yds-TD |
|-------------------|---------------------------|------------------------|----------|-----------------|
| 9/17/1989 | Gerald Riggs | vs Philadelphia | L | 29-221-1 |
| 10/8/1933 | Cliff Battles | vs NY Giants | W | 16-215-1 |
| 12/21/1985 | George Rogers | at St Louis | W | 34-206-1 |
| 1/31/1988 | Timmy Smith | vs Denver | W | 22-204-2 |
| 12/30/2012 | Alfred Morris | vs Dallas | W | 33-200-3 |
| 11/4/2007 | Clinton Portis | at NY Jets | W | 36-196-1 |
| 11/21/1976 | Mike Thomas | at St Louis | W | 31-195-1 |
| 10/29/1972 | Larry Brown | at Giants | W | 29-191-1 |
| 11/15/1959 | Johnny Olszewski | vs Cleveland | L | 18-190-1 |
| 12/12/1999 | Stephen Davis | vs Arizona | W | 37-189-1 |
| 1/15/1983 | John Riggins | vs Minnesota | W | 37-185-1 |
| 11/29/1999 | Stephen Davis | vs NY Giants | W | 33-183-1 |
| 10/19/2008 | Clinton Portis | vs Cleveland | W | 27-175-1 |
| 12/12/2010 | Ryan Torain | vs Tampa Bay | L | 24-172-0 |
| 10/17/2004 | Clinton Portis | at Chicago | W | 36-171-0 |
| 12/10/2006 | Ladell Betts | vs Philadelphia | L | 33-171-0 |
| 10/21/1945 | Frank Akins | vs Philadelphia | W | 24-168-2 |
| 11/1/1959 | Don Bosseler | at Philadelphia | L | 23-168-2 |
| 11/1/1942 | Andy Farkas | vs Philadelphia | W | 24-166-1 |
| 1/30/1983 | John Riggins | vs Miami | W | 38-166-1 |
| 12/5/1937 | Cliff Battles | at NY Giants | W | 25-165-2 |
| 10/19/1958 | Johnny Olszewski | vs Green Bay | W | 21-165-1 |
| 10/14/1984 | John Riggins | vs Dallas | W | 32-165-0 |
| 11/3/1985 | Keith Griffin | at Atlanta | W | 16-164-2 |
| 12/2/1990 | Earnest Byner | vs Miami | W | 32-157-3 |
| 12/3/2006 | Ladell Betts | vs Atlanta | L | 28-155-1 |
| 12/22/1990 | Earnest Byner | at Indianapolis | L | 31-154-0 |
| 9/19/1993 | Reggie Brooks | at Philadelphia | L | 22-154-1 |
| 12/17/1988 | Jamie Morris | at Cincinnati | L | 45-152-0 |
| 12/16/1979 | John Riggins | at Dallas | L | 22-151-2 |
| 12/9/1945 | Frank Akins | vs NY Giants | W | 23-150-1 |
| 10/17/1971 | Larry Brown | vs St. Louis | W | 25-150-0 |
| 12/16/1973 | Larry Brown | vs Philadelphia | W | 26-150-1 |
| 12/8/1985 | George Rogers | at Philadelphia | W | 36-150-1 |
| 10/28/2018 | Adrian Peterson | at NY Giants | W | 26-149-1 |
| 12/15/1990 | Earnest Byner | at New England | W | 39-149-1 |
| 11/25/1951 | Rob Goode | vs Los Angeles | W | 23-148-2 |
| 9/24/1972 | Larry Brown | vs St. Louis | W | 26-148-0 |
| 1/6/2002 | Stephen Davis | vs Arizona | W | 38-148-1 |
| 9/12/2004 | Clinton Portis | vs Tampa Bay | W | 29-148-1 |
| 12/5/2004 | Clinton Portis | vs NY Giants | W | 31-148-1 |
| 10/23/1983 | Joe Washington | vs Detroit | W | 22-147-0 |
| 11/7/2004 | Clinton Portis | at Detroit | W | 34-147-0 |
| 12/17/1961 | Dick James | vs Dallas | W | 27-146-3 |
| 9/15/1996 | Terry Allen | at NY Giants | W | 27-146-1 |
| 12/7/1958 | Don Bosseler | vs Pittsburgh | L | 25-145-2 |
| 10/5/2008 | Clinton Portis | at Philadelphia | W | 29-145-1 |
| 10/30/1932 | Cliff Battles | vs Chicago | T | 24-144-0 |
| 11/8/1981 | Joe Washington | vs Detroit | W | 27-144-2 |
| 11/13/2005 | Clinton Portis | at Tampa Bay | L | 23-144-1 |
| 9/19/1976 | Mike Thomas | vs Seattle | W | 27-143-1 |
| 10/31/1999 | Stephen Davis | vs Chicago | W | 12-143-2 |
| 11/23/2008 | Clinton Portis | at Seattle | W | 29-143-0 |
| 11/4/2001 | Stephen Davis | vs Seattle | W | 32-142-1 |
| 8/31/1997 | Terry Allen | at Carolina | W | 25-141-2 |
| 10/1/2000 | Stephen Davis | vs Tampa Bay | W | 28-141-1 |
| 1/22/1983 | John Riggins | vs Dallas | W | 36-140-2 |
| 9/23/1984 | John Riggins | at New England | W | 33-140-1 |
| 10/23/1988 | Kelvin Bryant | at Green Bay | W | 27-140-0 |
| 11/29/1970 | Larry Brown | vs NY Giants | L | 17-139-0 |
| 11/7/2013 | Alfred Morris | at Minnesota | L | 26-139-0 |
| 12/7/1969 | Larry Brown | at Philadelphia | W | 19-138-1 |
| 10/14/2012 | Robert Griffin III | vs Minnesota | W | 13-138-2 |
| 11/11/2007 | Clinton Portis | vs Philadelphia | L | 30-137-0 |
| 11/20/2016 | Rob Kelley | vs Green Bay | W | 24-137-3 |
| 12/14/1947 | Jim Castiglia | vs Boston | W | 19-136-2 |
| 11/27/1955 | Leo Elter | vs Pittsburgh | W | 19-136-2 |
| 11/9/1958 | Johnny Olszewski | vs Chi. Cardinals | W | 19-136-1 |
| 10/18/1959 | Don Bosseler | vs Pittsburgh | L | 18-136-0 |
| 9/19/1982 | John Riggins | at Tampa Bay | W | 34-136-0 |
| 10/19/1987 | Lionel Vital | at Dallas | W | 26-136-0 |
| 12/4/2005 | Clinton Portis | at St. Louis | W | 27-136-2 |
| 10/17/1937 | Cliff Battles | vs Pittsburgh | W | 18-135-3 |
| 12/21/1980 | Bobby Hammond | at St. Louis | W | 17-135-0 |
| 10/2/2011 | Ryan Torain | at St. Louis | W | 19-135-1 |
| 10/16/2016 | Matt Jones | vs Philadelphia | W | 16-135-1 |
| 12/6/1987 | George Rogers | at St. Louis | W | 26-133-1 |
| 10/13/1991 | Ricky Ervins | vs Cleveland | W | 13-133-2 |
| 9/3/2000 | Stephen Davis | vs Carolina | W | 23-133-1 |
| 10/28/1933 | Jim Musick | vs Pittsburgh | L | 21-132-0 |
| 11/19/1933 | Jim Musick | vs Green Bay | W | 21-132-2 |
| 10/10/1937 | Cliff Battles | vs Philadelphia | L | 26-132-0 |
| 9/11/1938 | Max Krause | at Philadelphia | W | 6-132-2 |
| 12/24/2011 | Evan Royster | vs Minnesota | L | 19-132-0 |
| 9/3/1995 | Terry Allen | vs Arizona | W | 29-131-0 |
| 11/3/1935 | Bill Shepherd | vs Philadelphia | L | 19-129-1 |
| 12/5/1971 | Larry Brown | vs Giants | W | 25-129-2 |
| 12/24/2006 | Ladell Betts | at St. Louis | L | 29-129-2 |
| 10/12/2008 | Clinton Portis | vs St. Louis | L | 21-129-2 |
| 12/9/2012 | Alfred Morris | vs Baltimore | W | 23-129-1 |
| 12/1/2019 | Derrius Guice | at Carolina | W | 10-129-2 |
| 10/25/2020 | Antonio Gibson | vs. Dallas | W | 20-128-1 |
| 11/23/1980 | Wilbur Jackson | at Dallas | L | 21-128-1 |
| 10/11/1987 | Lionel Vital | at NY Giants | W | 27-128-1 |
| 12/5/1993 | Reggie Brooks | at Tampa Bay | W | 20-128-1 |
| 10/23/1938 | Andy Farkas | vs Philadelphia | W | 21-126-2 |
| 10/11/1981 | John Riggins | at Chicago | W | 23-126-2 |
| 9/19/1999 | Stephen Davis | at NY Giants | W | 23-126-3 |
| 12/16/2007 | Clinton Portis | at NY Giants | W | 25-126-1 |
| 10/26/2008 | Clinton Portis | at Detroit | W | 24-126-0 |
| 12/11/2011 | Roy Helu, Jr. | vs New England | L | 27-126-0 |
| 9/20/1936 | Cliff Battles | at Philadelphia | W | 16-125-2 |
| 11/1/1987 | George Rogers | at Buffalo | W | 30-125-0 |
| 11/2/1997 | Terry Allen | at Chicago | W | 20-125-0 |
| 10/24/2010 | Ryan Torain | at Chicago | W | 21-125-0 |
| 11/23/2014 | Alfred Morris | at San Francisco | L | 21-125-1 |
| 11/12/1939 | Andy Farkas | at Brooklyn | W | 25-124-3 |
| 10/26/1975 | Mike Thomas | at Cleveland | W | 27-124-1 |
| 11/3/1985 | George Rogers | at Atlanta | W | 16-124-1 |
| 10/27/1996 | Terry Allen | vs Indianapolis | W | 22-124-3 |
| 11/10/1996 | Terry Allen | vs Arizona | L | 31-124-2 |
| 11/5/2000 | Stephen Davis | at Arizona | L | 30-124-1 |
| 9/24/2006 | Ladell Betts | at Houston | W | 16-124-1 |
| 12/3/2012 | Alfred Morris | vs NY Giants | W | 22-124-0 |
| 10/28/1951 | Rob Goode | at Philadelphia | W | 27-123-1 |
| 11/9/1975 | Mike Thomas | at NY Giants | W | 25-123-0 |
| 1/8/1984 | John Riggins | vs San Francisco | W | 36-123-2 |
| 9/20/2015 | Matt Jones | vs St. Louis | W | 19-123-2 |
| 11/6/1932 | Oran Pape | vs Staten Island | W | 4-122-1 |
| 10/21/1934 | Cliff Battles | vs Philadelphia | W | 6-122-1 |
| 12/17/1983 | John Riggins | vs Giants | W | 30-122-1 |
| 9/28/1997 | Terry Allen | vs Jacksonville | W | 36-122-0 |
| 11/14/1999 | Stephen Davis | at Philadelphia | L | 25-122-2 |
| 12/9/1990 | Earnest Byner | vs Chicago | W | 28-121-0 |
| 10/1/1995 | Terry Allen | vs Dallas | W | 30-121-1 |
| 9/11/2005 | Clinton Portis | vs Chicago | W | 21-121-0 |
| 9/28/2008 | Clinton Portis | at Dallas | W | 21-121-0 |
| 11/3/2013 | Alfred Morris | vs San Diego | W | 25-121-1 |
| 9/13/2015 | Alfred Morris | vs Miami | L | 25-121-0 |
| 9/23/2018 | Adrian Peterson | vs Green Bay | W | 19-120-2 |
| 11/8/1953 | Charley Justice | vs Chi. Cardinals | W | 15-120-0 |
| 10/21/1979 | John Riggins | vs Philadelphia | W | 19-120-0 |
| 9/20/1992 | Earnest Byner | vs Detroit | W | 30-120-1 |
| 12/10/1995 | Terry Allen | at NY Giants | L | 30-120-1 |
| 12/24/2000 | Stephen Davis | vs Arizona | W | 27-120-0 |
| 10/21/2012 | Alfred Morris | at NY Giants | L | 22-120-0 |
| 12/22/2018 | Adrian Peterson | at Tennessee | L | 26-119-0 |
| 11/22/1970 | Larry Brown | vs Dallas | L | 22-119-0 |
| 1/8/1983 | John Riggins | vs Detroit | W | 25-119-0 |
| 1/1/1984 | John Riggins | vs LA Rams | W | 25-119-3 |
| 1/8/2000 | Stephen Davis | vs Detroit | W | 15-119-2 |
| 12/17/2006 | Ladell Betts | at New Orleans | W | 22-119-0 |
| 10/19/1986 | George Rogers | vs St. Louis | W | 30-118-1 |

MILESTONE GAMES

| | | | | | | | | | |
|------------|-----------------------|------------------------|----------|-----------------|------------|----------------------|---------------------|----------|-----------------|
| 10/9/1988 | Kelvin Bryant | at Dallas | W | 23-118-1 | 12/11/2005 | Clinton Portis | at Arizona | W | 26-105-1 |
| 1/2/2005 | Ladell Betts | vs Minnesota | W | 26-118-1 | 10/21/1951 | Rob Goode | vs Cardinals | W | 18-104-0 |
| 12/4/2005 | Rock Cartwright | at St. Louis | W | 9-118-0 | 12/11/1955 | Jim Monachino | vs Pittsburgh | W | 15-104-0 |
| 10/13/2019 | Adrian Peterson | at Miami | W | 23-118-0 | 12/5/1976 | John Riggins | at NY Jets | W | 19-104-1 |
| 11/10/1946 | Dick Todd | vs Boston | W | 14-117-2 | 10/13/1980 | Wilbur Jackson | at Denver | L | 12-104-1 |
| 11/1/1993 | Reggie Brooks | at Buffalo | L | 24-117-1 | 9/20/1981 | Wilbur Jackson | at St. Louis | L | 22-104-0 |
| 10/2/2016 | Matt Jones | vs Cleveland | W | 22-117-1 | 9/30/1984 | John Riggins | vs Philadelphia | W | 28-104-1 |
| 11/19/2017 | Samaje Perine | vs New Orleans | L | 23-117-1 | 10/7/1985 | George Rogers | vs St. Louis | W | 25-104-0 |
| 11/18/1990 | Earnest Byner | vs New Orleans | W | 26-116-0 | 9/7/1986 | George Rogers | vs Philadelphia | W | 20-104-1 |
| 12/8/1991 | Earnest Byner | at Phoenix | W | 25-116-0 | 11/17/1986 | George Rogers | vs San Francisco | W | 24-104-1 |
| 9/6/1993 | Brian Mitchell | vs Dallas | W | 21-116-2 | 1/4/1992 | Ricky Ervins | vs Atlanta | W | 23-104-1 |
| 12/22/2002 | Ladell Betts | vs Houston | W | 20-116-1 | 9/8/2002 | Stephen Davis | vs Arizona | W | 26-104-1 |
| 11/26/2020 | Antonio Gibson | at Dallas | W | 20-115-3 | 11/26/2006 | Ladell Betts | vs Carolina | W | 24-104-0 |
| 10/4/1933 | Cliff Battles | at Pittsburgh | W | 13-115-1 | 12/30/2007 | Clinton Portis | vs Dallas | W | 25-104-2 |
| 12/22/1973 | Larry Brown | at Minnesota | L | 29-115-1 | 10/24/1937 | Cliff Battles | at Philadelphia | W | 34-103-0 |
| 10/7/1979 | John Riggins | at Philadelphia | L | 23-115-1 | 10/7/1985 | John Riggins | vs St. Louis | W | 17-103-0 |
| 10/9/1983 | John Riggins | at St. Louis | W | 22-115-3 | 10/9/2006 | Clinton Portis | at Denver | L | 20-103-0 |
| 9/28/1986 | George Rogers | vs Seattle | W | 25-115-2 | 9/24/1950 | Rob Goode | at Green Bay | L | 8-102-1 |
| 12/28/1986 | George Rogers | vs LA Rams | W | 29-115-1 | 11/23/1969 | Larry Brown | vs Atlanta | W | 23-102-1 |
| 11/30/2003 | Trung Canidate | vs New Orleans | L | 16-115-0 | 12/15/1974 | Duane Thomas | vs Chicago | W | 8-102-1 |
| 10/7/2012 | Alfred Morris | vs Atlanta | L | 18-115-0 | 10/29/1950 | Bill Dudley | at Philadelphia | L | 11-101-0 |
| 9/27/1970 | Larry Brown | at St. Louis | L | 17-114-1 | 10/11/1970 | Larry Brown | vs Detroit | W | 22-101-1 |
| 9/24/1978 | John Riggins | vs NY Jets | W | 21-114-0 | 12/24/1972 | Larry Brown | vs Green Bay | W | 25-101-0 |
| 11/11/1984 | Keith Griffin | vs Detroit | W | 32-114-0 | 9/9/1991 | Earnest Byner | at Dallas | W | 22-101-0 |
| 10/13/1985 | John Riggins | vs Detroit | W | 21-114-3 | 9/29/1996 | Terry Allen | vs NY Jets | W | 20-101-2 |
| 10/22/2000 | Stephen Davis | at Jacksonville | W | 24-114-2 | 10/23/2005 | Clinton Portis | vs San Francisco | W | 19-101-3 |
| 11/15/2009 | Ladell Betts | vs Denver | W | 26-114-1 | 12/2/1951 | Rob Goode | vs Philadelphia | L | 16-100-2 |
| 10/31/1971 | Larry Brown | vs New Orleans | W | 20-113-0 | 11/21/1954 | Billy Wells | at Cardinals | L | 6-100-1 |
| 10/1/1972 | Larry Brown | at New England | L | 20-113-0 | 10/13/1975 | Mike Thomas | vs St. Louis | W | 18-100-2 |
| 1/1/2012 | Evan Royster | at Philadelphia | L | 20-113-0 | 9/11/1983 | John Riggins | at Philadelphia | W | 27-100-1 |
| 9/30/2012 | Alfred Morris | at Tampa Bay | W | 21-113-1 | 11/5/1984 | John Riggins | vs Atlanta | W | 32-100-2 |
| 11/22/2012 | Alfred Morris | at Dallas | W | 24-113-1 | 9/5/1988 | Timmy Smith | at NY Giants | L | 20-100-0 |
| 10/27/1985 | John Riggins | at Cleveland | W | 30-112-1 | 9/24/1989 | Jamie Morris | at Dallas | W | 26-100-1 |
| 11/3/1991 | Earnest Byner | vs Houston | W | 21-112-1 | 10/8/1989 | Earnest Byner | vs Phoenix | W | 14-100-0 |
| 12/18/2005 | Clinton Portis | vs Dallas | W | 23-112-0 | 12/6/1992 | Earnest Byner | at NY Giants | W | 20-100-2 |
| 1/1/2006 | Clinton Portis | at Philadelphia | W | 27-112-2 | 10/17/2010 | Ryan Torain | vs Indianapolis | L | 20-100-2 |
| 10/1/2006 | Clinton Portis | vs Jacksonville | W | 27-112-1 | 12/4/2011 | Roy Helu, Jr. | vs NY Jets | L | 23-100-1 |
| 10/3/1971 | Charlie Harraway | at Dallas | W | 18-111-1 | 1/3/2016 | Alfred Morris | at Dallas | W | 19-100-0 |
| 12/9/1984 | John Riggins | at Dallas | W | 24-111-1 | 11/23/2017 | Samaje Perine | vs NY Giants | W | 24-100-0 |
| 9/11/1989 | Gerald Riggs | vs NY Giants | L | 24-111-0 | | | | | |
| 9/1/1996 | Terry Allen | vs Philadelphia | L | 20-111-2 | | | | | |
| 12/16/2001 | Stephen Davis | vs Philadelphia | L | 24-111-1 | | | | | |
| 12/30/2001 | Stephen Davis | at New Orleans | W | 21-111-1 | | | | | |
| 10/1/1967 | Bobby Mitchell | vs NY Giants | W | 21-110-1 | | | | | |
| 10/4/1970 | Larry Brown | at Philadelphia | W | 27-110-1 | | | | | |
| 10/25/1970 | Larry Brown | vs Cincinnati | W | 22-110-0 | | | | | |
| 10/15/1972 | Larry Brown | at St. Louis | W | 23-110-0 | | | | | |
| 10/5/1986 | George Rogers | at New Orleans | W | 31-110-1 | | | | | |
| 10/22/1995 | Terry Allen | vs Detroit | W | 24-110-2 | | | | | |
| 12/9/2001 | Stephen Davis | at Arizona | W | 26-110-1 | | | | | |
| 11/3/2002 | Kenny Watson | at Seattle | W | 23-110-0 | | | | | |
| 12/22/2002 | Kenny Watson | vs Houston | W | 20-110-0 | | | | | |
| 12/18/2004 | Clinton Portis | at San Francisco | W | 35-110-0 | | | | | |
| 9/15/1991 | Earnest Byner | vs Phoenix | W | 23-109-1 | | | | | |
| 1/2/1993 | Brian Mitchell | at Minnesota | W | 16-109-1 | | | | | |
| 9/12/1999 | Stephen Davis | vs Dallas | L | 24-109-2 | | | | | |
| 10/18/2009 | Clinton Portis | vs Kansas City | W | 15-109-0 | | | | | |
| 11/18/1951 | Rob Goode | at Pittsburgh | W | 22-108-2 | | | | | |
| 12/9/1951 | Rob Goode | at Chi. Cardinals | W | 23-108-1 | | | | | |
| 9/17/1978 | John Riggins | at St. Louis | W | 16-108-0 | | | | | |
| 12/24/2005 | Clinton Portis | vs NY Giants | W | 27-108-1 | | | | | |
| 11/27/2011 | Roy Helu, Jr. | at Seattle | W | 23-108-1 | | | | | |
| 11/3/2019 | Adrian Peterson | at Buffalo | L | 18-108-0 | | | | | |
| 11/6/1949 | Pete Stout | vs Pittsburgh | W | 7-107-2 | | | | | |
| 12/16/1951 | Rob Goode | vs Pittsburgh | L | 22-107-0 | | | | | |
| 11/22/1973 | Charlie Harraway | at Detroit | W | 18-107-0 | | | | | |
| 9/18/1988 | Timmy Smith | vs Philadelphia | W | 31-107-1 | | | | | |
| 10/28/2001 | Stephen Davis | vs NY Giants | W | 29-107-0 | | | | | |
| 9/15/2013 | Alfred Morris | at Green Bay | L | 13-107-0 | | | | | |
| 11/12/1972 | Larry Brown | vs NY Giants | W | 30-106-2 | | | | | |
| 11/14/1976 | Mike Thomas | at NY Giants | L | 24-106-0 | | | | | |
| 10/19/1969 | Larry Brown | vs NY Giants | W | 17-105-0 | | | | | |
| 9/18/1972 | Larry Brown | at Minnesota | W | 21-105-1 | | | | | |
| 11/7/1993 | Reggie Brooks | vs Indianapolis | W | 21-105-0 | | | | | |
| | | | | | | | | | |
| | | | | | | | | | |
| | | | | | | | | | |
| | | | | | | | | | |
| | | | | | | | | | |
| | | | | | | | | | |
| | | | | | | | | | |
| | | | | | | | | | |
| | | | | | | | | | |
| | | | | | | | | | |
| | | | | | | | | | |
| | | | | | | | | | |
| | | | | | | | | | |
| | | | | | | | | | |
| | | | | | | | | | |
| | | | | | | | | | |
| | | | | | | | | | |
| | | | | | | | | | |
| | | | | | | | | | |
| | | | | | | | | | |
| | | | | | | | | | |
| | | | | | | | | | |
| | | | | | | | | | |
| | | | | | | | | | |
| | | | | | | | | | |
| | | | | | | | | | |
| | | | | | | | | | |
| | | | | | | | | | |
| | | | | | | | | | |
| | | | | | | | | | |
| | | | | | | | | | |
| | | | | | | | | | |
| | | | | | | | | | |
| | | | | | | | | | |
| | | | | | | | | | |
| | | | | | | | | | |
| | | | | | | | | | |
| | | | | | | | | | |
| | | | | | | | | | |
| | | | | | | | | | |
| | | | | | | | | | |
| | | | | | | | | | |
| | | | | | | | | | |
| | | | | | | | | | |
| | | | | | | | | | |
| | | | | | | | | | |

MILESTONE GAMES

| | | | |
|------------|--|----------|----------------------|
| 12/6/2009 | Jason Campbell vs New Orleans | L | 30-42-367-3-1 |
| 12/3/1967 | Sonny Jurgensen vs Philadelphia | T | 50-30-366-4-2 |
| 9/24/2017 | Kirk Cousins vs Oakland | W | 30-25-365-3-0 |
| 12/26/2015 | Kirk Cousins at Philadelphia | W | 46-31-365-4-0 |
| 9/28/1947 | Sammy Baugh at Philadelphia | L | 34-21-364-5-2 |
| 10/29/1989 | Mark Rypien at Raiders | L | 53-27-364-1-3 |
| 9/18/2016 | Kirk Cousins vs Dallas | L | 46-28-364-1-1 |
| 11/4/1990 | Jeff Rutledge at Detroit | W | 42-30-363-1-0 |
| 1/12/1991 | Mark Rypien at San Francisco | L | 48-27-361-1-3 |
| 10/10/2010 | Donovan McNabb vs Green Bay | L | 49-26-357-1-1 |
| 9/14/2003 | Patrick Ramsey at Atlanta | W | 39-25-356-2-0 |
| 11/23/1947 | Sammy Baugh vs Cardinals | W | 33-25-355-6-2 |
| 12/12/1948 | Sammy Baugh at New York | W | 42-25-354-3-3 |
| 10/12/2014 | Kirk Cousins at Arizona | L | 38-24-354-2-3 |
| 12/8/1962 | Norm Snead at Baltimore | L | 33-18-350-3-3 |
| 9/11/1990 | Mark Rypien vs Giants | L | 32-22-349-2-1 |
| 12/1/1985 | Jay Schroeder vs San Francisco | L | 58-30-348-0-2 |
| 9/21/2003 | Patrick Ramsey vs Giants | L | 45-23-348-2-1 |
| 11/18/2007 | Jason Campbell at Dallas | L | 54-33-348-2-1 |
| 11/13/1966 | Sonny Jurgensen vs Dallas | L | 46-26-347-3-0 |
| 12/21/2001 | Tony Banks vs Carolina | W | 30-17-346-1-1 |
| 12/22/1996 | Gus Frerotte vs Dallas | W | 31-22-346-0-1 |
| 10/28/1962 | Norm Snead at Giants | L | 40-17-346-4-3 |
| 10/29/1995 | Gus Frerotte vs Giants | L | 44-24-345-0-4 |
| 12/14/1947 | Sammy Baugh vs Boston | W | 41-25-343-3-1 |
| 9/21/1986 | Jay Schroeder at San Diego | W | 36-16-341-1-0 |
| 9/27/2009 | Jason Campbell at Detroit | L | 41-27-340-2-1 |
| 1/31/1988 | Doug Williams vs Denver | W | 29-18-340-4-1 |
| 12/13/1981 | Joe Theismann vs Baltimore | W | 36-23-339-2-1 |
| 11/2/1969 | Sonny Jurgensen at Baltimore | L | 38-28-339-2-2 |
| 11/16/1969 | Sonny Jurgensen vs Dallas | L | 35-24-338-4-4 |
| 10/3/1999 | Brad Johnson vs Carolina | W | 33-20-337-4-0 |
| 1/2/2011 | Rex Grossman at Giants | L | 44-26-336-2-1 |
| 12/28/2014 | Robert Griffin III vs Cowboys | L | 41-27-336-1-2 |
| 10/4/1987 | Ed Rubbert vs St. Louis | W | 24-14-334-3-1 |
| 10/22/1967 | Sonny Jurgensen at Rams | T | 41-18-334-4-0 |
| 10/8/1989 | Mark Rypien vs Phoenix | W | 42-23-333-3-1 |
| 12/1/1963 | Norm Snead vs Baltimore | L | 33-18-332-1-2 |
| 9/23/2019 | Case Keenum vs Chicago | L | 43-40-332-2-3 |
| 9/10/1984 | Joe Theismann at San Francisco | L | 43-24-331-2-0 |
| 11/29/1987 | Jay Schroeder vs Giants | W | 46-28-331-3-2 |
| 10/16/2005 | Mark Brunell at Kansas City | L | 41-25-331-3-0 |
| 10/15/2017 | Kirk Cousins vs San Francisco | W | 37-25-330-2-1 |
| 10/1/2006 | Mark Brunell vs Jacksonville | W | 30-18-329-3-1 |
| 12/16/2012 | Kirk Cousins at Cleveland | W | 37-26-329-2-1 |
| 9/9/2013 | Robert Griffin III vs Philadelphia | L | 49-30-329-2-2 |
| 1/10/2016 | Kirk Cousins vs Green Bay | L | 46-29-329-1-0 |
| 9/12/2016 | Kirk Cousins vs Pittsburgh | L | 43-30-329-0-2 |
| 10/26/2008 | Jason Campbell at Detroit | W | 28-23-328-1-0 |
| 9/8/2002 | Shane Matthews vs Arizona | W | 40-28-327-3-1 |
| 11/12/2017 | Kirk Cousins vs Minnesota | L | 45-26-327-1-1 |
| 10/15/1967 | Sonny Jurgensen at Atlanta | T | 41-28-326-3-2 |
| 9/22/2013 | Robert Griffin III vs Detroit | L | 50-32-326-0-1 |
| 11/08/2020 | Alex Smith vs. Giants | L | 24-32-325-1-3 |
| 11/17/1991 | Mark Rypien at Pittsburgh | W | 28-21-325-2-0 |
| 11/23/1986 | Jay Schroeder vs Dallas | W | 31-16-325-2-1 |
| 9/5/1983 | Joe Theismann vs Dallas | L | 38-28-325-2-1 |
| 9/27/2004 | Mark Brunell vs Dallas | L | 43-25-325-2-0 |
| 9/17/1967 | Sonny Jurgensen at Philadelphia | L | 46-25-324-1-0 |
| 10/31/1983 | Joe Theismann at San Diego | W | 46-25-324-1-1 |
| 11/15/2015 | Kirk Cousins vs New Orleans | W | 25-20-324-4-0 |
| 9/30/2012 | Robert Griffin III at Tampa Bay | W | 35-26-323-2-0 |
| 10/9/2005 | Mark Brunell at Denver | L | 53-30-322-2-0 |
| 12/19/2010 | Rex Grossman at Dallas | L | 43-25-322-4-2 |
| 11/19/2017 | Kirk Cousins at New Orleans | L | 32-22-322-3-0 |
| 9/14/2008 | Jason Campbell vs New Orleans | W | 36-24-321-1-0 |
| 12/7/1975 | Billy Kilmer at Atlanta | W | 38-25-320-3-1 |
| 10/13/2002 | Patrick Ramsey vs New Orleans | L | 43-21-320-1-4 |
| 9/9/2012 | Robert Griffin III at New Orleans | W | 26-19-320-2-0 |
| 9/15/2013 | Robert Griffin III at Green Bay | L | 40-26-320-3-1 |
| 11/29/1964 | Sonny Jurgensen vs Giants | W | 43-24-319-4-0 |
| 12/20/2015 | Kirk Cousins vs Buffalo | W | 28-22-319-4-0 |
| 9/13/1981 | Joe Theismann vs Giants | L | 48-27-318-1-1 |
| 10/25/2015 | Kirk Cousins vs Tampa Bay | W | 40-33-317-3-0 |

| | | | |
|------------|-------------------------------------|----------|----------------------|
| 9/24/2015 | Kirk Cousins at Giants | L | 49-30-316-1-2 |
| 12/19/2016 | Kirk Cousins vs Carolina | L | 47-32-315-0-1 |
| 10/20/2020 | Dwayne Haskins Jr. vs. Baltimore | L | 32-45-314-0-0 |
| 11/27/2011 | Rex Grossman at Seattle | W | 35-26-314-2-2 |
| 11/14/1999 | Brad Johnson at Philadelphia | L | 33-18-313-2-3 |
| 11/25/1984 | Joe Theismann vs Buffalo | W | 33-26-311-2-1 |
| 11/18/1990 | Mark Rypien vs New Orleans | W | 38-26-311-4-0 |
| 10/20/1963 | Norm Snead at Pittsburgh | L | 28-13-309-1-3 |
| 9/26/1971 | Billy Kilmer at Giants | W | 32-23-309-2-0 |
| 12/7/1986 | Jay Schroeder vs Giants | L | 51-28-309-1-6 |
| 12/11/1966 | Sonny Jurgensen at Dallas | W | 33-18-308-3-1 |
| 11/23/1987 | Doug Williams vs Rams | L | 46-24-308-2-1 |
| 12/11/1949 | Sammy Baugh at Rams | L | 48-29-308-3-2 |
| 10/19/1980 | Joe Theismann vs St. Louis | W | 31-21-307-2-1 |
| 11/22/1964 | Sonny Jurgensen vs Dallas | W | 33-20-307-1-1 |
| 11/4/2018 | Alex Smith vs Atlanta | L | 46-30-306-1-1 |
| 11/9/1980 | Joe Theismann at Chicago | L | 34-24-305-2-2 |
| 9/11/2011 | Rex Grossman vs Giants | W | 34-21-305-2-0 |
| 11/22/2012 | Robert Griffin III at Dallas | W | 27-19-304-4-1 |
| 10/16/1988 | Mark Rypien vs Phoenix | W | 27-15-303-4-1 |
| 10/13/1974 | Sonny Jurgensen vs Miami | W | 39-26-303-2-3 |
| 9/25/1988 | Mark Rypien at Phoenix | L | 41-26-303-3-1 |
| 10/23/2017 | Kirk Cousins at Philadelphia | L | 40-30-303-3-1 |
| 1/1/1984 | Joe Theismann vs Rams | W | 23-18-302-2-0 |
| 11/7/1976 | Joe Theismann at San Francisco | W | 32-20-302-3-2 |
| 12/10/1989 | Mark Rypien vs San Diego | W | 39-23-302-2-1 |
| 11/29/2015 | Kirk Cousins vs Giants | W | 29-20-302-1-0 |
| 11/2/1975 | Billy Kilmer vs Dallas | W | 39-21-301-3-4 |
| 11/25/2007 | Jason Campbell at Tampa Bay | L | 49-30-301-1-2 |
| 10/23/2016 | Kirk Cousins at Detroit | L | 39-30-301-1-0 |
| 11/23/1969 | Sonny Jurgensen vs Atlanta | W | 32-26-300-2-1 |
| 12/13/2015 | Kirk Cousins at Chicago | W | 31-24-300-1-1 |

100-YARD RECEIVING GAMES

Entering 2020 season — rookies *stylized*.

| Date | Player | Game | W/L/T | Rec-Yds-TD |
|------------|--------------------|------------------------|----------|----------------|
| 10/4/1987 | Anthony Allen | vs St. Louis | W | 7-255-3 |
| 10/27/1986 | Gary Clark | at NY Giants | L | 11-241-1 |
| 12/15/1985 | Art Monk | vs Cincinnati | W | 13-230-1 |
| 11/17/1963 | Bobby Mitchell | vs Pittsburgh | L | 11-218-2 |
| 10/31/1943 | Wilbur Moore | at Brooklyn | W | 7-213-2 |
| 9/28/1947 | Hugh Taylor | at Philadelphia | L | 8-212-3 |
| 10/22/2000 | Albert Connell | at Jacksonville | W | 7-211-3 |
| 10/21/2001 | Rod Gardner | vs Carolina | W | 6-208-1 |
| 11/10/1991 | Gary Clark | vs Atlanta | W | 4-203-3 |
| 9/10/1984 | Art Monk | at San Francisco | L | 10-200-0 |
| 11/7/1976 | Frank Grant | at San Francisco | W | 11-200-0 |
| 11/13/1966 | Charley Taylor | vs Dallas | L | 11-199-2 |
| 12/8/1963 | Bobby Mitchell | at NY Giants | L | 8-197-1 |
| 9/18/1994 | Henry Ellard | at NY Giants | L | 10-197-1 |
| 12/7/1952 | Hugh Taylor | at NY Giants | W | 6-196-3 |
| 12/12/1948 | Hugh Taylor | at NY Giants | W | 9-194-2 |
| 1/31/1988 | Ricky Sanders | vs Denver | W | 9-193-2 |
| 10/20/1985 | Gary Clark | at NY Giants | L | 11-193-0 |
| 12/11/1994 | Henry Ellard | at Arizona | L | 8-191-1 |
| 12/13/1987 | Gary Clark | vs Dallas | W | 9-187-1 |
| 10/11/1964 | Bobby Mitchell | vs Philadelphia | W | 12-183-2 |
| 10/2/1983 | Charlie Brown | vs LA Raiders | W | 11-180-1 |
| 9/14/2003 | Laveranues Coles | at Atlanta | W | 11-180-1 |
| 9/27/2009 | Santana Moss | at Detroit | L | 10-178-1 |
| 9/21/1986 | Art Monk | at San Diego | W | 7-174-0 |
| 10/20/1963 | Bobby Mitchell | at Pittsburgh | L | 4-173-0 |
| 10/16/2005 | Santana Moss | at Kansas City | L | 10-173-2 |
| 11/3/2013 | Pierre Garçon | vs San Diego | W | 7-172-0 |
| 1/1/1984 | Charlie Brown | vs LA Rams | W | 6-171-0 |
| 9/24/1961 | Fred Dugan | at Philadelphia | L | 6-168-1 |
| 11/19/1961 | Bill Anderson | at Dallas | T | 10-168-0 |
| 11/4/1990 | Art Monk | at Detroit | W | 13-168-0 |
| 12/17/1989 | Ricky Sanders | at Atlanta | W | 7-167-0 |
| 9/27/2004 | Rod Gardner | vs Dallas | L | 10-167-2 |
| 11/10/1991 | Art Monk | vs Atlanta | W | 7-164-2 |
| 10/10/1965 | Bobby Mitchell | vs St. Louis | L | 8-164-1 |

MILESTONE GAMES

| | | | | | | | | | |
|-------------------|----------------------|-----------------------|----------|----------------|-------------------|-----------------------|------------------------|----------|-----------------|
| 12/26/1987 | Ricky Sanders | at Minnesota | W | 8-164-2 | 10/29/1995 | Leslie Shepherd | vs NY Giants | L | 7-135-0 |
| 9/14/2008 | Santana Moss | vs New Orleans | W | 7-164-1 | 11/22/1998 | Michael Westbrook | vs Arizona | L | 10-135-3 |
| 1/12/1991 | Art Monk | at San Francisco | L | 10-163-1 | 10/3/1999 | Albert Connell | vs Carolina | W | 5-134-2 |
| 9/9/2007 | Antwaan Randle El | vs Miami | W | 5-162-0 | 10/1/1972 | Charley Taylor | at New England | L | 7-134-2 |
| 9/25/1994 | Henry Ellard | vs Atlanta | L | 6-162-1 | 9/12/1982 | Art Monk | at Philadelphia | W | 8-134-1 |
| 10/28/1945 | Steve Bagarus | at NY Giants | W | 8-162-0 | 9/30/1979 | Danny Buggs | at Atlanta | W | 10-134-0 |
| 9/30/1990 | Gary Clark | at Phoenix | W | 8-162-2 | 10/20/2013 | Jordan Reed | vs Chicago | W | 9-134-1 |
| 12/12/1937 | Wayne Millner | at Chicago | W | 9-160-2 | 9/20/1998 | Michael Westbrook | at Seattle | L | 7-132-2 |
| 12/24/2005 | Santana Moss | vs NY Giants | W | 5-160-3 | 11/4/1990 | Gary Clark | at Detroit | W | 8-132-1 |
| 9/12/1999 | Michael Westbrook | vs Dallas | L | 5-159-1 | 9/23/1973 | Charley Taylor | at St. Louis | L | 9-132-1 |
| 9/19/2005 | Santana Moss | at Dallas | W | 5-159-2 | 11/4/1990 | Ricky Sanders | at Detroit | W | 11-132-0 |
| 10/31/1948 | Dick Todd | vs Boston | W | 5-158-2 | 12/17/1989 | Art Monk | at Atlanta | W | 6-131-2 |
| 10/28/1962 | Bobby Mitchell | at NY Giants | L | 5-158-2 | 9/8/2002 | Rod Gardner | vs Arizona | W | 7-131-1 |
| 10/14/1962 | Bobby Mitchell | at St. Louis | T | 7-158-1 | 11/18/1990 | Gary Clark | vs New Orleans | W | 8-131-2 |
| 10/29/1989 | Ricky Sanders | at LA Raiders | L | 12-158-1 | 11/15/2015 | Matt Jones | vs New Orleans | W | 3-131-1 |
| 10/6/2014 | DeSean Jackson | vs Seattle | L | 5-157-1 | 12/6/1987 | Gary Clark | at St. Louis | W | 5-130-1 |
| 12/26/1982 | Charlie Brown | at New Orleans | W | 4-156-2 | 12/4/1994 | Desmond Howard | at Tampa Bay | L | 5-130-1 |
| 11/16/1969 | Charley Taylor | vs Dallas | L | 6-155-1 | 9/26/1948 | Harold Crisler | vs Pittsburgh | W | 6-130-0 |
| 11/10/1974 | Charley Taylor | at Philadelphia | W | 9-155-1 | 11/18/1985 | Art Monk | vs NY Giants | W | 7-130-0 |
| 9/17/1989 | Gary Clark | vs Philadelphia | L | 4-155-2 | 11/17/1991 | Art Monk | at Philadelphia | W | 8-130-1 |
| 10/21/1973 | Charley Taylor | vs St. Louis | W | 7-153-1 | 12/7/1986 | Kelvin Bryant | vs NY Giants | L | 13-130-1 |
| 12/20/2015 | DeSean Jackson | vs Buffalo | W | 6-153-1 | 12/15/2019 | Terry McLaurin | vs Philadelphia | L | 5-130-1 |
| 11/14/1999 | Michael Westbrook | at Philadelphia | L | 4-152-1 | 12/15/1991 | Gary Clark | vs NY Giants | W | 3-129-2 |
| 11/23/1986 | Gary Clark | vs Dallas | W | 8-152-1 | 12/13/1986 | Art Monk | at Denver | L | 6-129-1 |
| 10/13/1996 | Henry Ellard | at New England | W | 8-152-1 | 15/15/2013 | Pierre Garçon | at Atlanta | L | 7-129-1 |
| 11/26/1989 | Art Monk | vs Chicago | W | 9-152-2 | 12/26/2015 | Jordan Reed | at Philadelphia | W | 9-129-2 |
| 9/17/1950 | Hugh Taylor | at Baltimore | W | 5-150-3 | 9/20/1981 | Art Monk | at St. Louis | L | 4-128-1 |
| 10/2/1966 | Bobby Mitchell | vs Pittsburgh | W | 6-150-2 | 12/4/1988 | Ricky Sanders | at Philadelphia | W | 10-128-1 |
| 12/1/1985 | Art Monk | vs San Francisco | L | 8-150-0 | 11/10/1940 | Dick Todd | at Brooklyn | L | 7-126-0 |
| 09/24/2017 | Chris Thompson | vs Oakland | W | 6-150-1 | 11/24/1996 | Michael Westbrook | vs San Francisco | L | 7-126-0 |
| 12/23/1989 | Gary Clark | at Seattle | W | 9-149-1 | 1/11/1987 | Art Monk | at NY Giants | L | 8-126-0 |
| 10/22/1967 | Charley Taylor | at Los Angeles | T | 3-148-1 | 12/20/2014 | DeSean Jackson | vs Philadelphia | W | 4-126-0 |
| 12/13/1981 | Art Monk | vs Baltimore | W | 7-148-1 | 9/26/1971 | Charley Taylor | at NY Giants | W | 6-125-2 |
| 9/30/1962 | Bobby Mitchell | vs St. Louis | W | 7-147-2 | 10/24/1971 | Charley Taylor | at Kansas City | L | 7-125-2 |
| 11/27/1983 | Charlie Brown | vs Philadelphia | W | 7-147-1 | 12/26/1999 | Michael Westbrook | at San Francisco | W | 7-125-1 |
| 10/21/1962 | Bobby Mitchell | at Philadelphia | W | 8-147-2 | 12/3/1997 | Michael Westbrook | vs NY Giants | T | 9-125-0 |
| 12/31/1972 | Charley Taylor | vs Dallas | W | 7-146-2 | 11/9/2003 | Laveranues Coles | vs Seattle | W | 5-125-1 |
| 11/19/1939 | Andy Farkas | vs Chi. Cardinals | W | 3-145-2 | 9/8/2019 | Terry McLaurin | at Philadelphia | L | 5-125-1 |
| 12/11/1966 | Charley Taylor | at Dallas | W | 4-145-1 | 9/20/2020 | Terry McLaurin | at Arizona | L | 7-125-1 |
| 9/11/1988 | Ricky Sanders | vs Pittsburgh | W | 5-145-1 | 11/4/2018 | Maurice Harris | vs Atlanta | L | 10-124-0 |
| 11/8/1981 | Virgil Seay | vs Detroit | W | 8-145-0 | 11/28/1982 | Charlie Brown | vs Philadelphia | W | 3-124-1 |
| 10/29/1989 | Gary Clark | at LA Raiders | L | 8-145-1 | 11/27/1966 | Charley Taylor | vs NY Giants | W | 6-124-2 |
| 12/3/1967 | Jerry Smith | vs Philadelphia | T | 9-145-2 | 10/11/1970 | Charley Taylor | vs Detroit | W | 6-124-2 |
| 9/8/2008 | Santana Moss | at Dallas | W | 8-145-0 | 11/9/1980 | Art Monk | at Chicago | L | 8-124-0 |
| 9/21/1986 | Gary Clark | at San Diego | W | 6-144-1 | 11/26/1989 | Gary Clark | vs Chicago | W | 8-124-1 |
| 10/30/1949 | Harold Crisler | at NY Bulldogs | T | 8-144-0 | 9/6/1981 | Joe Washington | vs Dallas | L | 10-124-1 |
| 9/17/1967 | Charley Taylor | at Philadelphia | L | 8-144-0 | 9/26/2010 | Santana Moss | at St. Louis | L | 6-124-1 |
| 12/23/2013 | Pierre Garçon | vs Dallas | L | 11-144-1 | 9/27/1959 | Bill Anderson | at Chi. Cardinals | L | 6-123-0 |
| 9/11/1989 | Ricky Sanders | vs NY Giants | L | 6-143-1 | 11/2/1986 | Gary Clark | vs Minnesota | W | 6-123-1 |
| 10/26/1947 | Eddie Saenz | vs Chicago | L | 9-143-1 | 9/27/1981 | Terry Metcalf | at Philadelphia | L | 8-123-0 |
| 9/15/2013 | Pierre Garçon | at Green Bay | L | 8-143-1 | 11/26/1967 | Charley Taylor | at Cleveland | L | 11-123-2 |
| 10/4/1958 | John Carson | at Chi. Cardinals | L | 8-142-1 | 12/3/2006 | Santana Moss | vs Atlanta | L | 7-123-1 |
| 9/24/1950 | Howie Livingston | at Green Bay | L | 4-141-2 | 11/30/2014 | Jordan Reed | at Indianapolis | L | 9-123-0 |
| 10/2/1988 | Ricky Sanders | vs NY Giants | L | 7-141-2 | 10/29/2017 | Jamison Crowder | vs Dallas | L | 9-123-0 |
| 10/7/1984 | Art Monk | at Indianapolis | W | 8-141-3 | 12/8/1962 | Leroy Jackson | at Baltimore | L | 3-122-1 |
| 11/23/2017 | Jamison Crowder | vs NY Giants | W | 7-141-1 | 9/15/1963 | Bobby Mitchell | at Cleveland | L | 4-122-1 |
| 12/16/1962 | Dick James | vs Pittsburgh | L | 5-140-2 | 9/24/2000 | Albert Connell | at NY Giants | W | 4-122-0 |
| 11/20/1983 | Charlie Brown | at LA Rams | W | 8-140-1 | 12/8/2002 | Derrius Thompson | vs NY Giants | L | 6-122-0 |
| 10/3/1999 | Michael Westbrook | vs Carolina | W | 8-140-2 | 12/30/1984 | Art Monk | vs Chicago | L | 10-122-0 |
| 10/26/2008 | Santana Moss | at Detroit | W | 9-140-1 | 10/3/2004 | Laveranues Coles | at Cleveland | L | 7-122-0 |
| 11/2/1952 | Hugh Taylor | vs Pittsburgh | L | 4-139-1 | 10/22/1950 | Hugh Taylor | vs Chi. Cardinals | L | 4-121-3 |
| 11/28/1965 | Charley Taylor | vs Dallas | W | 7-139-1 | 9/15/1968 | Gerry Allen | at Chicago | W | 4-121-1 |
| 10/10/1976 | Frank Grant | vs Kansas City | L | 8-138-1 | 10/10/1943 | Wilbur Moore | vs Brooklyn | W | 5-121-2 |
| 10/1/2006 | Santana Moss | vs Jacksonville | W | 4-138-3 | 12/26/2000 | James Thrash | vs Philadelphia | L | 5-121-1 |
| 9/21/2014 | Pierre Garçon | at Philadelphia | L | 11-138-1 | 11/9/1958 | Jim Podoley | vs Chi. Cardinals | W | 5-121-2 |
| 9/12/1999 | Albert Connell | vs Dallas | L | 4-137-1 | 11/18/2007 | Santana Moss | at Dallas | L | 9-121-1 |
| 1/8/1984 | Charlie Brown | vs San Francisco | W | 5-137-1 | 11/13/1988 | Craig McEwen | vs Chicago | L | 3-120-0 |
| 12/18/1966 | Jerry Smith | vs Philadelphia | L | 7-137-2 | 12/13/1970 | Jon Henderson | vs Philadelphia | W | 6-120-1 |
| 12/13/1971 | Roy Jefferson | at Los Angeles | W | 8-137-2 | 12/17/1988 | Ricky Sanders | at Cincinnati | L | 6-120-1 |
| 10/9/1949 | Hugh Taylor | vs NY Giants | L | 4-136-2 | 10/8/1961 | Fred Dugan | at Cleveland | L | 7-120-0 |
| 12/16/1984 | Art Monk | vs St. Louis | W | 11-136-2 | 11/2/2014 | DeSean Jackson | at Minnesota | L | 4-120-1 |
| 10/27/2014 | DeSean Jackson | at Dallas | W | 6-136-0 | 12/13/2015 | Jordan Reed | at Chicago | W | 9-120-1 |
| 12/7/1975 | Frank Grant | at Atlanta | W | 5-135-1 | 1/10/2016 | Jordan Reed | vs Green Bay | L | 9-120-1 |
| 9/16/1962 | Bobby Mitchell | at Dallas | T | 6-135-2 | 12/15/1974 | Frank Grant | vs Chicago | W | 4-119-0 |

MILESTONE GAMES

| | | | | | | | | | |
|------------|-------------------|-------------------|---|----------|------------|--------------------------|--------------------------|----------|-----------------|
| 11/19/1978 | John McDaniel | vs St. Louis | L | 4-119-1 | 1/3/2016 | Jamison Crowder | at Dallas | W | 5-109-1 |
| 11/14/1948 | Harold Crisler | vs Detroit | W | 5-119-0 | 12/26/1943 | Wilbur Moore | at Chicago | L | 5-108-0 |
| 11/8/1987 | Gary Clark | at Philadelphia | L | 5-119-1 | 12/6/1959 | Bill Anderson | vs Philadelphia | L | 5-108-1 |
| 10/20/1996 | Henry Ellard | vs NY Giants | W | 5-119-0 | 12/5/1999 | Michael Westbrook | at Detroit | L | 5-108-1 |
| 12/11/1983 | Art Monk | at Dallas | W | 6-119-1 | 10/23/1994 | Henry Ellard | at Indianapolis | W | 6-108-0 |
| 9/18/1966 | Bobby Mitchell | at St. Louis | L | 9-119-1 | 10/19/1987 | Craig McEwen | at Dallas | W | 7-108-0 |
| 11/7/2013 | Pierre Garçon | at Minnesota | L | 7-119-1 | 11/23/1969 | Bob Long | vs Atlanta | W | 10-108-0 |
| 12/7/1947 | Eddie Saenz | at NY Giants | L | 7-118-1 | 10/23/2016 | Jamison Crowder | at Detroit | L | 7-108-0 |
| 10/16/1949 | Harold Crisler | vs NY Bulldogs | W | 7-118-3 | 11/22/1964 | Angelo Coia | vs Dallas | W | 6-107-1 |
| 12/12/1965 | Bobby Mitchell | vs NY Giants | L | 8-118-1 | 9/1/1991 | Gary Clark | vs Detroit | W | 6-107-1 |
| 12/21/1985 | Gary Clark | at St. Louis | W | 8-118-1 | 12/8/1962 | Bobby Mitchell | at Baltimore | L | 7-107-0 |
| 12/7/1980 | Clarence Harmon | vs San Diego | W | 12-118-0 | 11/20/1994 | Desmond Howard | at Dallas | L | 7-107-1 |
| 9/14/2003 | Rod Gardner | at Atlanta | W | 9-118-1 | 11/22/1998 | Leslie Shepherd | vs Arizona | L | 7-107-1 |
| 10/10/2010 | Santana Moss | vs Green Bay | L | 7-118-0 | 10/30/2016 | Jamison Crowder | at Cincinnati | T | 9-107-1 |
| 11/24/2016 | DeSean Jackson | at Dallas | L | 4-118-1 | 10/4/1959 | Bill Anderson | at Pittsburgh | W | 3-106-1 |
| 10/4/2020 | Terry McLaurin | vs Baltimore | L | 10-118-0 | 11/3/1940 | James Johnston | vs Pittsburgh | W | 4-106-2 |
| 10/29/1944 | Joe Aguirre | vs Chi. Cardinals | W | 3-117-2 | 11/2/1958 | Joe Walton | at Pittsburgh | L | 4-106-1 |
| 11/25/1962 | Dick James | vs NY Giants | L | 5-117-2 | 10/4/1992 | Gary Clark | at Phoenix | L | 4-106-0 |
| 9/24/1937 | Wayne Millner | vs Chi. Cardinals | L | 7-117-0 | 12/12/1954 | Hugh Taylor | vs Chi. Cardinals | W | 5-106-3 |
| 11/29/1964 | Preston Carpenter | vs NY Giants | W | 7-117-1 | 9/28/1975 | Roy Jefferson | vs NY Giants | W | 5-106-2 |
| 9/21/2014 | DeSean Jackson | at Philadelphia | L | 5-117-1 | 12/26/1999 | Albert Connell | at San Francisco | W | 5-106-0 |
| 11/28/1968 | Jerry Smith | at Dallas | L | 6-116-1 | 11/26/1967 | Bobby Mitchell | at Cleveland | L | 6-106-1 |
| 12/13/1998 | Albert Connell | at Carolina | W | 8-116-1 | 11/3/1985 | Art Monk | at Atlanta | W | 6-106-1 |
| 12/1/1985 | Gary Clark | vs San Francisco | L | 10-116-0 | 10/1/1967 | Charley Taylor | vs NY Giants | W | 7-106-0 |
| 10/9/2005 | Santana Moss | at Denver | L | 8-116-0 | 9/20/1981 | Ricky Thompson | at St. Louis | L | 7-106-2 |
| 11/20/2016 | Pierre Garçon | vs Green Bay | W | 6-116-1 | 10/31/1983 | Art Monk | at San Diego | W | 7-106-0 |
| 9/13/1964 | Bobby Mitchell | vs Cleveland | L | 4-115-0 | 9/16/1990 | Gary Clark | at San Francisco | L | 7-106-0 |
| 11/8/2020 | Terry McLaurin | vs NY Giants | L | 7-115-1 | 10/13/1991 | Art Monk | vs Cleveland | W | 7-106-1 |
| 11/29/1984 | Calvin Muhammad | at Minnesota | W | 5-115-1 | 9/4/2003 | Laveranues Coles | vs NY Jets | W | 5-106-0 |
| 12/30/2007 | Santana Moss | vs Dallas | W | 8-115-1 | 11/13/2011 | Leonard Hankerson | at Miami | L | 8-106-0 |
| 11/20/2011 | Jabar Gaffney | vs Dallas | L | 7-115-1 | 11/21/2010 | Santana Moss | at Tennessee | W | 6-106-1 |
| 10/12/2014 | DeSean Jackson | at Arizona | L | 3-115-1 | 12/3/2012 | Pierre Garçon | vs NY Giants | W | 8-106-1 |
| 11/17/1968 | Charley Taylor | vs Dallas | L | 5-114-2 | 12/14/1958 | Bill Anderson | vs Philadelphia | W | 3-105-1 |
| 10/15/1967 | Bobby Mitchell | at Atlanta | T | 6-114-1 | 10/9/1966 | Charley Taylor | vs Atlanta | W | 3-105-1 |
| 9/24/1989 | Art Monk | at Dallas | W | 6-114-0 | 12/16/1973 | Larry Brown | vs Philadelphia | W | 3-105-3 |
| 1/26/1992 | Gary Clark | vs Buffalo | W | 7-114-1 | 10/17/1983 | Art Monk | at Green Bay | L | 5-105-0 |
| 12/20/1992 | Ricky Sanders | at Philadelphia | L | 7-114-1 | 11/2/1975 | Frank Grant | vs Dallas | W | 6-105-1 |
| 12/2/1962 | Bobby Mitchell | vs Philadelphia | L | 8-114-0 | 11/11/1984 | Calvin Muhammad | vs Detroit | W | 7-105-0 |
| 12/24/2016 | DeSean Jackson | at Chicago | W | 5-114-0 | 9/4/1994 | Henry Ellard | vs Seattle | L | 7-105-0 |
| 10/2/1953 | Hugh Taylor | at Philadelphia | T | 4-113-2 | 9/21/2003 | Laveranues Coles | vs NY Giants | L | 7-105-0 |
| 11/8/1964 | Bobby Mitchell | at Cleveland | L | 7-113-2 | 10/14/2007 | Chris Cooley | at Green Bay | L | 9-105-1 |
| 1/26/1992 | Art Monk | vs Buffalo | W | 7-113-0 | 9/11/2011 | Fred Davis | vs NY Giants | W | 5-105-0 |
| 11/30/1947 | Bob Nussbaumer | at Boston | L | 8-113-1 | 11/6/2011 | Roy Helu, Jr. | vs San Francisco | L | 14-105-0 |
| 10/15/1939 | Andy Farkas | vs Pittsburgh | W | 3-112-1 | 10/15/2017 | Chris Thompson | vs San Francisco | W | 4-105-0 |
| 10/13/1963 | Bobby Mitchell | vs Philadelphia | L | 3-112-2 | 11/18/2001 | Michael Westbrook | at Denver | W | 9-104-1 |
| 10/22/1995 | Henry Ellard | vs Detroit | W | 6-112-1 | 10/13/1957 | Jim Padoley | vs NY Giants | L | 3-104-1 |
| 11/29/1987 | Gary Clark | vs NY Giants | W | 7-112-1 | 12/11/1988 | Terry Orr | vs Dallas | L | 3-104-1 |
| 10/23/2005 | Santana Moss | vs San Francisco | W | 5-112-1 | 9/27/1998 | Michael Westbrook | vs Denver | L | 3-104-1 |
| 10/19/1952 | Hugh Taylor | at Pittsburgh | W | 3-111-2 | 10/28/1984 | Art Monk | at NY Giants | L | 4-104-0 |
| 10/3/1949 | Hugh Taylor | at Pittsburgh | W | 5-111-2 | 10/6/1957 | John Carson | at Cardinals | W | 5-104-1 |
| 11/18/1979 | Danny Buggs | vs Dallas | W | 5-111-0 | 10/14/1984 | Calvin Muhammad | vs Dallas | W | 5-104-1 |
| 10/29/1995 | Henry Ellard | vs NY Giants | L | 6-111-0 | 12/13/1981 | Virgil Seay | vs Baltimore | W | 7-104-1 |
| 10/13/1974 | Roy Jefferson | vs Miami | W | 7-111-1 | 10/4/1970 | Jerry Smith | at Philadelphia | W | 8-104-1 |
| 10/2/1954 | Hugh Taylor | at Pittsburgh | L | 8-111-0 | 11/25/1984 | Art Monk | vs Buffalo | W | 11-104-1 |
| 11/6/1966 | Charley Taylor | at Baltimore | L | 8-111-1 | 10/31/1948 | Tom Farmer | vs Boston | W | 5-103-0 |
| 12/18/2004 | Rod Gardner | at San Francisco | W | 6-111-0 | 11/12/1967 | Bobby Mitchell | vs San Francisco | W | 5-103-0 |
| 12/19/2016 | DeSean Jackson | vs Carolina | L | 7-111-0 | 11/10/1985 | Art Monk | vs Dallas | L | 5-103-0 |
| 12/16/1984 | Calvin Muhammad | vs St. Louis | W | 5-110-0 | 9/28/1986 | Art Monk | vs Seattle | W | 5-103-0 |
| 10/8/1995 | Henry Ellard | at Philadelphia | L | 5-110-2 | 11/18/1945 | Steve Bagarus | vs Chicago | W | 6-103-1 |
| 11/23/1969 | Charlie Harraway | vs Atlanta | W | 6-110-1 | 11/23/1947 | Paul McKee | vs Chi. Cardinals | W | 7-103-2 |
| 11/8/2020 | Cam Sims | vs NY Giants | L | 3-110-0 | 12/8/1968 | Jerry Smith | vs Cleveland | L | 7-103-1 |
| 1/8/1983 | Alvin Garrett | vs Detroit | W | 6-110-3 | 12/11/1988 | Art Monk | vs Dallas | L | 7-103-0 |
| 11/29/1998 | Stephen Davis | at Oakland | W | 7-110-1 | 12/30/2006 | Santana Moss | vs NY Giants | L | 6-103-1 |
| 10/17/1999 | Albert Connell | at Arizona | W | 8-110-0 | 10/1/1950 | Hugh Taylor | vs Pittsburgh | L | 4-102-1 |
| 10/12/1969 | Bob Long | vs St. Louis | W | 9-110-0 | 10/26/1947 | Joe Duckworth | vs Chicago | L | 5-102-2 |
| 1/3/2010 | Malcolm Kelly | at San Diego | L | 5-109-0 | 11/2/1986 | Art Monk | vs Minnesota | W | 6-102-1 |
| 11/21/1948 | Harold Crisler | at Philadelphia | L | 2-109-2 | 11/5/2000 | James Thrash | at Arizona | L | 6-102-0 |
| 11/9/1975 | Frank Grant | at NY Giants | W | 2-109-1 | 10/22/1967 | Jerry Smith | at Los Angeles | T | 7-102-3 |
| 11/29/1970 | Walt Roberts | vs NY Giants | L | 4-109-1 | 10/19/1970 | Charley Taylor | at Oakland | L | 7-102-1 |
| 9/14/1998 | Michael Westbrook | vs San Francisco | L | 5-109-0 | 11/26/1967 | A.D. Whitfield | at Cleveland | L | 8-102-0 |
| 10/30/1949 | Hugh Taylor | at NY Bulldogs | T | 6-109-1 | 9/13/1987 | Gary Clark | vs Philadelphia | W | 8-102-0 |
| 12/8/1985 | Art Monk | at Philadelphia | W | 7-109-0 | 10/8/1989 | Art Monk | vs Phoenix | W | 8-102-1 |
| 10/5/2008 | Chris Cooley | at Philadelphia | W | 8-109-1 | 9/12/2016 | DeSean Jackson | vs Pittsburgh | L | 6-102-0 |
| 9/9/2012 | Pierre Garçon | at New Orleans | W | 4-109-2 | 11/20/2016 | Jamison Crowder | vs Green Bay | W | 3-102-1 |

MILESTONE GAMES

| | | | | |
|------------|-----------------------|-------------------|----------|----------------|
| 12/11/2016 | DeSean Jackson | at Philadelphia | W | 3-102-1 |
| 10/13/1940 | Dick Todd | vs Chi. Cardinals | W | 2-101-1 |
| 12/20/2020 | Logan Thomas | vs. Seattle | L | 13-101-0 |
| 9/11/1989 | Gary Clark | vs NY Giants | L | 6-101-0 |
| 10/31/1983 | Charlie Brown | at San Diego | W | 8-101-0 |
| 11/12/1967 | Jerry Smith | vs San Francisco | W | 9-101-2 |
| 9/5/1983 | Alvin Garrett | vs Dallas | L | 10-101-0 |
| 12/6/2009 | Devin Thomas | vs New Orleans | L | 7-100-2 |
| 11/15/1953 | Hugh Taylor | vs Chicago | L | 2-100-1 |
| 10/31/1943 | Joe Aguirre | at Brooklyn | W | 4-100-2 |
| 11/3/1963 | Bobby Mitchell | at Dallas | L | 5-100-0 |
| 11/15/1970 | Charley Taylor | at NY Giants | L | 5-100-1 |
| 10/13/1957 | John Carson | vs NY Giants | L | 6-100-1 |
| 10/22/1972 | Larry Brown | vs Dallas | W | 7-100-1 |
| 12/5/1982 | Art Monk | vs Dallas | L | 7-100-0 |
| 9/7/1986 | Gary Clark | vs Philadelphia | W | 7-100-0 |
| 1/9/1993 | Gary Clark | at San Francisco | L | 7-100-0 |
| 11/10/2002 | Rod Gardner | at Jacksonville | L | 7-100-1 |
| 10/7/2007 | Antwaan Randle El | vs Detroit | W | 7-100-0 |
| 12/19/2010 | Anthony Armstrong | at Dallas | L | 5-100-0 |
| 10/13/2019 | Terry McLaurin | at Miami | W | 4-100-2 |

MILESTONE FACTS AND FIGURES

TOP TEN: 100-YARD RUSHING GAMES

| Rank | Player | No. of Games |
|------|----------------|--------------|
| 1 | Clinton Portis | 26 |
| 2 | John Riggins | 25 |
| 3 | Larry Brown | 21 |
| 4 | Stephen Davis | 19 |
| 5 | Alfred Morris | 13 |
| 6t | Earnest Byner | 12 |
| 6t | George Rogers | 12 |
| 6t | Terry Allen | 12 |
| 9t | Cliff Battles | 9 |
| 9t | Ladell Betts | 9 |

TOP TEN: 300-YARD PASSING GAMES

| Rank | Player | No. of Games |
|------|--------------------|--------------|
| 1 | Kirk Cousins | 25 |
| 2 | Sonny Jurgensen | 15 |
| 3 | Joe Theismann | 14 |
| 4 | Mark Rypien | 11 |
| 5t | Sammy Baugh | 7 |
| 5t | Jay Schroeder | 7 |
| 5t | Robert Griffin III | 7 |
| 8 | Jason Campbell | 6 |
| 9 | Norm Snead | 5 |
| 10t | Brad Johnson | 4 |
| 10t | Mark Brunell | 4 |
| 10t | Rex Grossman | 4 |

TOP TEN: 100-YARD RECEIVING GAMES

| Rank | Player | No. of Games |
|------|-------------------|--------------|
| 1 | Art Monk | 36 |
| 2 | Gary Clark | 28 |
| 3 | Bobby Mitchell | 23 |
| 4 | Charley Taylor | 22 |
| 5 | Santana Moss | 17 |
| 6 | Hugh Taylor | 15 |
| 7t | DeSean Jackson | 12 |
| 7t | Michael Westbrook | 12 |
| 9 | Ricky Sanders | 11 |
| 10 | Henry Ellard | 10 |

TOTALS

Players to record at least one 100-yard rushing game: 57

Total number of individual 100-yard rushing performances: 255

Players to record at least one 300-yard passing game: 27

Total number of individual 300-yard passing performances: 136

Players to record at least one 100-yard receiving game: 83

Total number of individual 100-yard receiving performances: 353

RECORD WHEN...

- ... a player rushes for 100 yards or more: 191-60-1
- ... two players rush for 100 yards or more: 4-0
- ... a player passes for 300 yards or more: 63-69-4
- ... at least one player posts 100 receiving yards: 163-145-10
- ... only one player posts 100 or more receiving yards: 144-131-8
- ... only two players post 100 or more receiving yards: 17-13-2
- ... three players register 100 or more receiving yards: 1-1
- ... at least one player posts 150 or more receiving yards: 38-25-2
- ... at least one player posts 200 or more receiving yards: 7-4



OVERTIME GAMES

In 1974, the NFL established overtime to decide regular season games. Since then, Washington has compiled a 25-16-2 record in overtime games.

**Nov. 2, 1975 - RFK Stadium
Washington 30, Dallas 24**

Ken Houston returned a Roger Staubach interception 14 yards, and Billy Kilmer scored the winning touchdown after 6:34 of overtime action.

**Nov. 16, 1975 - Busch Stadium
St. Louis 20, Washington 17**

The Cards scored with 20 seconds remaining on a catch by Mel Gray to force overtime. St. Louis won the coin toss and marched to set up a 37-yard Jim Bakken field goal to win after seven minutes of play.

**Nov. 23, 1975 - RFK Stadium
Oakland 26, Washington 23**

George Blanda's 27-yard field goal decided the contest after 7:13.

**Sept. 27, 1976 - Veterans Stadium
Washington 20, Philadelphia 17**

Mark Moseley's 29-yard field goal won the Monday night game with 12:49 elapsed in overtime.

**Nov. 12, 1978 - RFK Stadium
Washington 16, New York Giants 13**

Washington won on Moseley's 45-yard field goal after 3:32 elapsed.

**Nov. 15, 1981 - Giants Stadium
Washington 30, New York Giants 27**

Moseley kicked a 49-yard field goal on the game's final play to force overtime and a 48-yard field goal to win with 3:44 elapsed.

**Sept. 12, 1982 - Veterans Stadium
Washington 37, Philadelphia 34**

Washington sent the game into overtime on a 48-yard field goal by Moseley with :01 to play. Moseley won the game with a 26-yarder.

**Nov. 2, 1986 - RFK Stadium
Washington 44, Minnesota 38**

Jay Schroeder engineered a four-play, 63-yard drive ending with a Gary Clark 38-yard touchdown pass.

**Dec. 26, 1987 - Metrodome
Washington 27, Minnesota 24**

Ricky Sanders' 51-yard touchdown reception from Doug Williams with less than two minutes remaining tied the score at 24. Ali Haji-Sheikh kicked the 26-yard game-winning field goal after Sanders' 36-yard kickoff return in overtime.

**Dec. 17, 1988 - Riverfront Stadium
Cincinnati 20, Washington 17**

Jim Breech connected from 20 yards out seven minutes into sudden death.

**Nov. 4, 1990 - Pontiac Silverdome
Washington 41, Detroit 38**

Chip Lohmiller's 34-yard field goal 9:10 into overtime capped the Washington comeback that equalled the team's greatest in history. Down by 21 points in the third quarter and 17 points entering the fourth, Jeff Rutledge's 12-yard run tied the game with :18 seconds remaining.

**Nov. 3, 1991 - RFK Stadium
Washington 16, Houston 13**

Darrell Green intercepted a Warren Moon pass which set-up Lohmiller's 41-yard field goal 5:01 into overtime moving Washington to a 9-0 record. The Oilers tied the game with less than two minutes in regulation and had a chance to win after Brian

Mitchell fumbled the kickoff, but Ian Howfield's 33-yard attempt sailed wide left.

**Oct. 16, 1994 - RFK Stadium
Arizona 19, Washington 16**

Arizona scored the tying touchdown with :19 left in regulation. Arizona's game-winner was set up by Terry Hoage, who intercepted a Heath Shuler pass and returned it 12 yards to the 23. Peterson kicked the game-winning 29-yard field goal.

**Oct. 8, 1995 - Veterans Stadium
Philadelphia 37, Washington 34**

Down 10 points in the 4th quarter, Gus Frerotte guided the team back with a touchdown pass to Henry Ellard and Eddie Murray's 46-yard field goal tied it up with :52 left. In OT, Washington stalled on its opening drive and the Eagles' Gary Anderson won the game with a 35-yard field goal.

**Oct. 22, 1995 - RFK Stadium
Washington 36, Detroit 30**

Trailing 30-27, Eddie Murray's 39-yard field goal tied it with :04 to play. Darrell Green's seven-yard interception return of a Scott Mitchell pass for a touchdown 3:41 into overtime ended the game.

**Nov. 10, 1996 - RFK Stadium
Arizona 37, Washington 34**

In one of the most bizarre games in Washington history, the team led by 14 points in the fourth quarter only to squander the lead. The Cardinals won the coin toss and drove to the Washington 15, only to have Kevin Butler miss. Scott Blanton booted the apparent 38-yard game-winner, but a holding penalty forced a retry from 48 that went wide left. Arizona then missed a 29-yarder that was negated because the Redskins were offside. Butler's third attempt was good from 32 yards.

**Nov. 24, 1996 - RFK Stadium
San Francisco 19, Washington 16**

San Francisco's William Floyd's 1-yard touchdown run tied the game in regulation. After winning the coin toss in overtime, the 49ers' Jeff Wilkins hit a 38-yard field goal to win.

**Sept. 14, 1997 - Jack Kent Cooke Stadium
Washington 19, Arizona 13**

In the inaugural game at Jack Kent Cooke Stadium, Washington won with 13:24 left in overtime when Gus Frerotte, sidestepping a heavy rush, threw a 40-yard strike to a leaping Michael Westbrook in the end zone. The winning points were set up two plays earlier when rookie defensive end Kenard Lang forced and recovered a fumble on the Washington 35-yard line.

**Nov. 23, 1997 - Jack Kent Cooke Stadium
Washington 7, NY Giants 7**

In overtime, Washington turned the ball over three times, but the defense forced two punts and the Giants missed a 54-yard field goal. With under two minutes remaining, Washington drove to the Giants 36-yard line, but a 54-yard field goal attempt fell short with 11 seconds left in overtime.

**Sept. 12, 1999 - FedExField
Dallas 41, Washington 35**

Dallas stopped the club's first overtime drive and then scored on a 76-yard bomb from Troy Aikman to Rocket Ismail.

**Nov. 28, 1999 - FedExField
Washington 20, Philadelphia 17**

Brett Conway's game-winning 27-yard FG was set up by a 48-yard kickoff return by James Thrash, which opened the overtime period. The Eagles never had the ball.

**Dec. 26, 1999 - 3Com Park
Washington 26, San Francisco 20**

Washington overcame a 10-point fourth quarter deficit to win their ninth game of the year and clinch the NFC East. Brad John-

OVERTIME GAMES

son's QB sneak from the 1-yard line with 3:28 left in regulation sent the game into the extra period. On the opening drive, Johnson connected with Larry Centers for a 33-yard TD.

Oct. 1, 2000 - FedExField Washington 20, Tampa Bay 17

Tampa Bay forced the overtime when Martin Gramatica connected on a 42-yard field goal as the regulation clock fell to 0:00. 10:51 into the extra period, Deion Sanders ignited the crowd with a 57-yard punt return, setting up the game winning 20-yard field goal by Michael Husted.

Oct. 21, 2001 - FedExField Washington 17, Carolina 14

Placekicker Brett Conway kicked a 23-yard field goal in overtime to seal Washington's first victory of the season and the first under Marty Schottenheimer, 17-14. Washington forced overtime by overcoming a 14-point deficit in the fourth quarter thanks to a 67-yard interception return for touchdown by LaVar Arrington and an 85-yard touchdown pass from Tony Banks to Rod Gardner.

Sept. 21, 2003 - FedExField New York Giants 24, Washington 21

With less than five minutes left in regulation, Washington overcame a 21-10 deficit to send the game into overtime. The Giants won the toss and drove downfield from their own 6-yard line. Kicker Matt Bryant connected on a 29-yard field goal to cap off New York's first scoring drive since the second quarter and seal the 24-21 victory.

Oct. 2, 2005 - FedExField Washington 20, Seattle 17

With a chance to win the game at the end of regulation with 0:01 left on the clock, Seattle kicker Josh Brown missed a 47-yard field goal, sending the game into overtime. After winning the coin toss, Washington went on a 5:31 drive that culminated with a Nick Novak 39-yard field goal to seal Washington's victory over the Seahawks.

Nov. 27, 2005 - FedExField San Diego 23, Washington 17

San Diego running back LaDainian Tomlinson scored a 32-yard touchdown run with 3:37 remaining to tie the game at 17. With 0:35 remaining, Washington had an opportunity to take the lead with a 53-yard field goal but the ball sailed wide right. In overtime, San Diego ran two plays that culminated in a 41-yard touchdown run, again by Tomlinson to seal the victory.

Oct. 1, 2006 - FedExField Washington 36, Jacksonville 30

Jacksonville sent the game into overtime with 0:06 on the clock when kicker Josh Scobee connected on a 41-yard field goal. Washington won the coin toss and proceeded to take the ball 80 yards on three plays for the game-winning score. Quarterback Mark Brunell connected with wide receiver Santana Moss for a 68-yard touchdown pass to seal the win.

Dec. 24, 2006 - Edward Jones Dome St. Louis 37, Washington 31

Washington kicker Shaun Suisham nailed a field goal with 1:15 remaining in regulation to tie the score at 31 and send it into overtime. St. Louis came back in overtime and, six minutes into the extra time, running back Steven Jackson took a handoff 21 yards for the game winning touchdown.

Sept. 9, 2007 - FedExField Washington 16, Miami 13

In overtime, Washington won the coin toss and elected to receive. Running backs Clinton Portis and Ladell Betts combined for 46 rushing yards and quarterback Jason Campbell completed a key third-down pass to tight end Chris Cooley, keeping the drive alive. As soon as Washington got into field goal range, kicker Shaun Suisham nailed the 39-yard field goal to seal the

victory.

Nov. 4, 2007 - Meadowlands Washington 23, New York Jets 20

Jets kicker Mike Nugent connected on a 30-yard field goal with 0:15 left in regulation to tie the game at 20-20 and send the game into overtime. Washington running back Clinton Portis bulldozed his way down the field in overtime, setting up the game-winning 46-yard field goal by kicker Shaun Suisham.

Dec. 6, 2009 - FedExField New Orleans 33, Washington 30

Saints quarterback Drew Brees drove 80 yards at the end of regulation to tie the game at 30-30. In overtime, the Saints marched down the field setting up an 18-yard field goal by kicker Garrett Hartley to seal the victory.

Sept. 19, 2010 - FedExField Houston 30, Washington 27

After holding the Texans on the first possession of overtime, Washington drove to the Houston 34-yard line, but kicker Graham Gano pushed a 52-yard attempt wide right. On the ensuing drive, Neil Rackers connected on a 35-yard field goal to give Houston the win.

Oct. 10, 2010 - FedExField Washington 16, Green Bay 13

LaRon Landry intercepted an Aaron Rodgers pass on Green Bay's second overtime possession and Washington drove 24 yards to set up a game-winning 33-yard field goal by kicker Graham Gano in the team's Week 5 win against the eventual Super Bowl champions.

Nov. 21, 2010 - LP Field Washington 19, Tennessee 16

After missing a potential game-winning field goal at the end of regulation, Graham Gano redeemed himself in overtime, capping off a 10-play, 57-yard drive with a 48-yarder on the club's first overtime possession to secure a 19-16 road win.

Dec. 26, 2010 - EverBank Field Washington 20, Jacksonville 17

A 20-yard touchdown run by Jacksonville quarterback David Garrard in the final three minutes of regulation helped the Jaguars force overtime. Jacksonville won the toss and elected to receive, but on their third offensive play of overtime, cornerback Kevin Barnes intercepted Garrard, setting up Graham Gano for a 31-yard game-winning field goal.

Nov. 20, 2011 - FedExField Dallas 27, Washington 24

Washington quarterback Rex Grossman lofted a perfect fade to receiver Donté Stallworth in the corner of the end zone with 14 seconds remaining in regulation to force overtime. Washington missed a 52-yard field goal attempt on the first possession of overtime, and Dallas responded as kicker Dan Bailey hit a 39-yard field goal above the right upright for a Dallas victory.

Dec. 9, 2012 - FedExField Washington 31, Baltimore 28

Baltimore took an eight-point lead with less than five minutes to play, but Washington quarterbacks Robert Griffin III and Kirk Cousins led a 13-play, 88-yard drive to tie the game at 28-28. Cousins, in place of an injured Griffin III, threw an 11-yard touchdown pass to Pierre Garçon and followed it with a two-point conversion on a quarterback draw. In overtime, Washington forced the eventual Super Bowl champion Ravens to go three-and-out, and after a 64-yard punt return by rookie Richard Crawford, kicker Kai Forbath hit a 34-yard game-winning field goal.

Nov. 3, 2013 - FedExField Washington 30, San Diego 24

Leading 24-21 on Homecoming Weekend, the team's defense faced first-and-goal from its own 1-yard line with 21 seconds re-

OVERTIME GAMES

maintaining. After stopping Danny Woodhead on first down, Washington forced two Philip Rivers incompletions and forced the Chargers to settle for a game-tying 19-yard field goal by Nick Novak. Washington took the ball on the first possession of overtime and promptly drove 78 yards in 10 plays, winning the game on fullback Darrel Young's team-record-tying third rushing touchdown of the day.

Oct. 27, 2014 – AT&T Stadium Washington 20, Dallas 17

Led by quarterback Colt McCoy in his first start with the team, Washington earned their first overtime win against the rival Cowboys since Nov. 2, 1975. On Monday Night Football, McCoy completed 25-of-30 passes for 299 yards, including engineering a nine-play, 58-yard drive culminating in a 40-yard Kai Forbath field goal on overtime's first possession. Rookie cornerback Bashaud Breeland batted away a fourth down pass on the ensuing Cowboys possession, giving the team a 20-17 win.

Oct. 11, 2015 – Georgia Dome Atlanta 25, Washington 19

Washington trailed by three with 24 seconds remaining in regulation. Quarterback Kirk Cousins led the Redskins 46 yards in four plays, and kicker Dustin Hopkins hit a then-career-long 52-yard field goal with no time remaining to force overtime with the teams tied at 19-19. Washington received the ball to start overtime, but on the seventh play of the drive, wide receiver Ryan Grant slipped in his route, allowing Falcons cornerback Robert Alford to intercept a Cousins pass and race 59 yards down the right sideline for the game-winning touchdown.

Oct. 30, 2016 – Wembley Stadium Washington 27, Cincinnati 27

In Washington's first game in London, Washington and Cincinnati treated an international audience to a back-and-forth game that featured five lead changes. Trailing 27-24 with 3:15 remaining, quarterback Kirk Cousins engineered a 10-play, 45-yard drive to set-up kicker Dustin Hopkins for a game-tying 40-yard field goal with 1:07 remaining in regulation. In overtime, Hopkins pulled a potential game-winning 34-yard field goal wide left. Washington forced a fumble on the Bengals' ensuing possession, and a potential Hail Mary pass for the Redskins on their next drive sailed out of bounds, resulting in the team's second tie of the overtime era.

Nov. 19, 2016 – Mercedes-Benz Superdome New Orleans 34, Washington 31

A battered Washington squad led the eventual NFC North champion Saints, 31-16, with under six minutes remaining in New Orleans, but the Saints engineered touchdown drives of 75 yards and 87 yards and converted a two-point conversion to send the game to overtime at 31-31. After a Washington three-and-out to open the extra period, the Saints drove 51 yards to set up Wil Lutz's game-winning 28-yard field goal.

Dec. 22, 2019 – FedExField NY Giants 41, Washington 35

In a game that looked like it was going to get out of hand early, Washington outscored the New York Giants 14-0 in the fourth quarter to force overtime. New York won the coin toss and elected to receive and QB Daniel Jones led an 11 play, 66 yard drive that was capped with a three yard touchdown pass to TE Kaden Smith to seal the victory. The loss sealed Washington's fate finishing last in the NFC East, but guaranteed the team the No. 2 overall selection in the 2020 NFL Draft.

OVERTIME RECORDS

Washington's .591 all-time winning percentage in overtime games (including postseason play) ranks third among all NFL teams entering 2021.

| Team | W | L | T | % |
|-----------------|----|----|---|------|
| Arizona | 29 | 16 | 4 | .633 |
| Denver | 30 | 19 | 2 | .608 |
| Washington | 25 | 17 | 2 | .591 |
| Buffalo | 22 | 16 | 0 | .579 |
| New York Giants | 24 | 18 | 2 | .568 |

PLAYERS OF THE WEEK/MONTH

NFC PLAYER OF THE WEEK

OFFENSE [39]

| YEAR | WEEK | POS | PLAYER |
|------|------|-----|--------------------|
| 1984 | 7 | RB | John Riggins |
| 1984 | 16 | WR | Art Monk |
| 1985 | 16 | RB | George Rogers |
| 1985 | 15 | WR | Art Monk |
| 1986 | 9 | QB | Jay Schroeder |
| 1986 | 12 | WR | Gary Clark |
| 1987 | 4 | WR | Anthony Allen |
| 1988 | 10 | QB | Doug Williams |
| 1988 | 14 | WR | Ricky Sanders |
| 1989 | 15 | QB | Mark Rypien |
| 1990 | 9 | QB | Jeff Rutledge |
| 1990 | 11 | QB | Mark Rypien |
| 1990 | 13 | T | Jim Lachey |
| 1991 | 11 | QB | Mark Rypien |
| 1991 | 12 | WR | Art Monk |
| 1991 | 7 | WR | Art Monk |
| 1992 | 6 | WR | Art Monk |
| 1993 | 1 | QB | Mark Rypien |
| 1994 | 8 | QB | Gus Frerotte |
| 1995 | 5 | RB | Terry Allen |
| 1999 | 4 | QB | Brad Johnson |
| 1999 | 2 | QB | Brad Johnson |
| 1999 | 11 | RB | Stephen Davis |
| 2000 | 8 | WR | Albert Connell |
| 2001 | 6 | WR | Rod Gardner |
| 2002 | 1 | QB | Shane Matthews |
| 2005 | 16 | WR | Santana Moss |
| 2005 | 2 | WR | Santana Moss |
| 2006 | 4 | WR | Santana Moss |
| 2007 | 16 | RB | Clinton Portis |
| 2007 | 14 | QB | Todd Collins |
| 2007 | 5 | QB | Jason Campbell |
| 2008 | 5 | RB | Clinton Portis |
| 2012 | 1 | QB | Robert Griffin III |
| 2012 | 11 | QB | Robert Griffin III |
| 2012 | 17 | RB | Alfred Morris |
| 2015 | 7 | QB | Kirk Cousins |
| 2015 | 10 | QB | Kirk Cousins |
| 2016 | 11 | QB | Kirk Cousins |
| 2017 | 3 | QB | Kirk Cousins |
| 2018 | 8 | RB | Adrian Peterson |

DEFENSE [38]

| YEAR | WEEK | POS | PLAYER |
|------|------|-----|-----------------|
| 1984 | 15 | CB | Darrell Green |
| 1984 | 3 | CB | Vernon Dean |
| 1984 | 6 | DT | Dave Butz |
| 1985 | 8 | S | Curtis Jordan |
| 1986 | 1 | DT | Dave Butz |
| 1987 | 14 | DE | Charles Mann |
| 1987 | 10 | CB | Darrell Green |
| 1989 | 13 | CB | A.J. Johnson |
| 1990 | 17 | LB | Wilber Marshall |
| 1991 | 6 | LB | Wilber Marshall |
| 1992 | 7 | LB | Wilber Marshall |
| 1992 | 13 | S | Brad Edwards |
| 1992 | 15 | S | Danny Copeland |
| 1993 | 10 | CB | Darrell Green |
| 1995 | 14 | S | Stanley Richard |
| 1996 | 2 | DT | Sean Gilbert |
| 1997 | 13 | LB | Ken Harvey |
| 1997 | 17 | CB | Darrell Green |
| 1997 | 5 | CB | Cris Dishman |
| 1998 | 13 | CB | Darrell Green |
| 1999 | 3 | DE | Kenard Lang |
| 1999 | 6 | CB | Champ Bailey |
| 2000 | 12 | DE | Bruce Smith |
| 2000 | 5 | DE | Marco Coleman |
| 2000 | 5 | CB | Deion Sanders |
| 2003 | 4 | CB | Champ Bailey |
| 2005 | 15 | DE | Phillip Daniels |
| 2006 | 12 | S | Sean Taylor |
| 2006 | 9 | S | Troy Vincent |
| 2008 | 2 | S | Chris Horton |
| 2009 | 14 | LB | Brian Orakpo |
| 2010 | 5 | S | LaRon Landry |
| 2010 | 7 | CB | DeAngelo Hall |
| 2011 | 4 | LB | Brian Orakpo |
| 2011 | 12 | CB | DeAngelo Hall |
| 2014 | 7 | LB | Keenan Robinson |
| 2019 | 6 | S | Landon Collins |
| 2020 | 1 | DE | Ryan Kerrigan |

SPECIAL TEAMS [21]

| YEAR | WEEK | POS | PLAYER |
|------|------|-----|------------------|
| 1991 | 2 | K | Chip Lohmiller |
| 1994 | 2 | RET | Brian Mitchell |
| 1996 | 2 | RET | Brian Mitchell |
| 1997 | 7 | P | Matt Turk |
| 1998 | 9 | P | Matt Turk |
| 1998 | 14 | RET | Brian Mitchell |
| 2005 | 14 | RET | Antonio Brown |
| 2005 | 17 | ST | Mike Sellers |
| 2007 | 9 | K | Shaun Suisham |
| 2008 | 8 | RET | Santana Moss |
| 2008 | 16 | P | Ryan Plackemeier |
| 2009 | 14 | P | Hunter Smith |
| 2010 | 16 | K | Graham Gano |
| 2014 | 8 | K | Kai Forbath |
| 2016 | 3 | K | Dustin Hopkins |
| 2016 | 5 | RET | Jamison Crowder |
| 2018 | 10 | P | Tress Way |
| 2019 | 12 | RET | Steven Sims Jr. |
| 2019 | 13 | P | Tress Way |
| 2020 | 11 | P | Tress Way |
| 2020 | 13 | K | Dustin Hopkins |
| 2020 | 14 | P | Tress Way |

**** NOTE - The NFL started awarding weekly honors in 1984.**

NFC PLAYER OF THE MONTH

OFFENSE [7]

| YEAR | MONTH | POS | PLAYER |
|------|-------|-----|----------------|
| 1990 | Dec | RB | Earnest Byner |
| 1991 | Nov | WR | Gary Clark |
| 1996 | Oct | RB | Terry Allen |
| 2007 | Dec | QB | Todd Collins |
| 2008 | Oct | RB | Clinton Portis |
| 2015 | Dec | QB | Kirk Cousins |
| 2016 | Nov | QB | Kirk Cousins |

DEFENSE [6]

| YEAR | MONTH | POS | PLAYER |
|------|-------|-----|-------------------|
| 1986 | Nov | DE | Dexter Manley |
| 1991 | Oct | LB | Wilber Marshall |
| 1992 | Oct | LB | Wilber Marshall |
| 2005 | Dec | LB | Marcus Washington |
| 2012 | Dec | LB | London Fletcher |
| 2020 | Dec | DE | Chase Young |

SPECIAL TEAMS [3]

| YEAR | MONTH | POS | PLAYER |
|------|-------|-----|----------------|
| 1993 | Sept | S | Pat Eilers |
| 1997 | Oct | P | Matt Turk |
| 2016 | Sept | K | Dustin Hopkins |

PRESEASON RESULTS SINCE 1961

1961 [0-5]

| | | | | |
|------|------------------|-------|---|----------------|
| 8/11 | vs. LA | 7-26 | L | N/A |
| 8/19 | vs. Chicago | 13-29 | L | Charleston, SC |
| 8/26 | vs. Baltimore | 7-41 | L | Norfolk, VA |
| 9/2 | vs. Philadelphia | 10-17 | L | Bristol, TN |
| 9/9 | vs. Green Bay | 24-31 | L | Columbus, GA |

1962 [1-4]

| | | | | |
|------|------------------|-------|---|---------------|
| 8/11 | at Los Angeles | 7-37 | L | |
| 8/16 | vs. Baltimore | 14-34 | L | |
| 8/25 | vs. Philadelphia | 7-24 | L | Charlotte, NC |
| 9/1 | vs. Chicago | 29-28 | W | Norfolk, VA |
| 9/8 | vs. Green Bay | 14-20 | L | Columbus, GA |

1963 [0-4]

| | | | | |
|------|------------------|-------|---|---------------|
| 8/15 | vs. Chicago | 26-28 | L | |
| 8/24 | vs. Philadelphia | 13-41 | L | Charlotte, NC |
| 8/31 | vs. Baltimore | 13-27 | L | Norfolk, VA |
| 9/6 | vs. Green Bay | 17-28 | L | |

1964 [1-4]

| | | | | |
|------|---------------|-------|---|---------------|
| 8/8 | vs. Detroit | 27-28 | L | Charlotte, NC |
| 8/15 | vs. Chicago | 13-14 | L | Richmond, VA |
| 8/22 | vs. NY Giants | 27-24 | W | Ithaca, NY |
| 8/27 | vs. Baltimore | 14-41 | L | |
| 9/5 | vs. St. Louis | 17-10 | W | Norfolk, VA |

1965 [3-3]

| | | | | |
|------|------------------|-------|---|---------------|
| 8/3 | vs. Philadelphia | 37-0 | W | Hershey, PA |
| 8/12 | vs. Chicago | 30-31 | L | |
| 8/21 | vs. St. Louis | 13-7 | W | Richmond, VA |
| 8/28 | vs. Minnesota | 16-20 | L | Charlotte, NC |
| 9/4 | vs. Baltimore | 23-33 | L | Norfolk, VA |
| 9/12 | vs. Detroit | 20-3 | W | Canton, OH |

1966 [1-3]

| | | | | |
|------|------------------|-------|---|---------------|
| 8/3 | vs. Baltimore | 0-35 | L | |
| 8/20 | vs. Chicago | 10-24 | L | Norfolk, VA |
| 8/26 | vs. Minnesota | 27-30 | L | Cleveland, OH |
| 9/3 | vs. Philadelphia | 35-20 | W | |

1967 [4-1]

| | | | | |
|------|----------------|-------|---|-------------|
| 8/9 | vs. Chicago | 37-14 | W | |
| 8/19 | vs. NY Giants | 31-13 | W | Raleigh, NC |
| 8/26 | at Boston | 13-7 | W | |
| 8/31 | vs. Baltimore | 17-23 | L | |
| 9/9 | vs. Pittsburgh | 16-10 | W | Norfolk, VA |

1968 [3-3]

| | | | | |
|------|---------------|-------|---|-------------|
| 8/1 | at Houston | 3-9 | L | |
| 8/10 | vs. Atlanta | 16-14 | W | Tampa, FL |
| 8/16 | vs. Baltimore | 13-15 | L | |
| 8/24 | vs. Chicago | 13-45 | L | Raleigh, NC |

| | | | | |
|------|----------------|-------|---|-------------|
| 8/29 | vs. Detroit | 16-10 | W | |
| 9/7 | vs. Pittsburgh | 24-17 | W | Norfolk, VA |

1969 [2-4]

| | | | | |
|------|-----------------|-------|---|-----------|
| 8/2 | vs. Chicago | 13-7 | W | |
| 8/8 | at Buffalo | 17-21 | L | |
| 8/23 | at Atlanta | 24-7 | W | |
| 8/30 | vs. Detroit | 20-21 | L | Tampa, FL |
| 9/6 | vs. Cleveland | 10-20 | L | |
| 9/14 | at Philadelphia | 17-26 | L | |

1970 [5-1]

| | | | | |
|------|---------------|-------|---|-----------|
| 8/8 | at Cincinnati | 12-27 | L | |
| 8/16 | at Boston | 45-21 | W | |
| 8/21 | vs. Atlanta | 21-13 | W | |
| 8/28 | vs. Buffalo | 27-0 | W | |
| 9/5 | vs. Miami | 26-21 | W | Tampa, FL |
| 9/12 | vs. Baltimore | 17-14 | W | |

1971 [2-3-1]

| | | | | |
|------|----------------|-------|---|--|
| 8/7 | at San Diego | 10-19 | L | |
| 8/14 | at Denver | 17-13 | W | |
| 8/21 | vs. St. Louis | 20-13 | W | |
| 8/28 | vs. Baltimore | 14-20 | L | |
| 9/4 | at Miami | 10-27 | L | |
| 9/11 | vs. Cincinnati | 17-17 | T | |

1972 [2-3-1]

| | | | | |
|------|------------------|-------|---|-----------|
| 8/4 | vs. Baltimore | 33-3 | W | Tampa, FL |
| 8/11 | vs. Denver | 41-0 | W | |
| 8/18 | vs. Philadelphia | 34-10 | W | |
| 8/25 | at Detroit | 10-23 | L | |
| 8/31 | vs. Miami | 24-27 | L | |
| 9/9 | at Pittsburgh | 10-10 | T | |

1973 [5-1]

| | | | | |
|------|----------------|-------|---|--|
| 8/3 | vs. Detroit | 14-17 | L | |
| 8/10 | vs. Denver | 14-10 | W | |
| 8/17 | at Buffalo | 37-21 | W | |
| 8/25 | vs. Baltimore | 20-3 | W | |
| 9/2 | at New England | 35-14 | W | |
| 9/9 | vs. Chicago | 17-3 | W | |

1974 [2-4]

| | | | | |
|------|-----------------|-------|---|--|
| 8/2 | vs. New England | 17-21 | L | |
| 8/9 | vs. Houston | 3-48 | L | |
| 8/18 | vs. Buffalo | 15-16 | L | |
| 8/24 | at Cleveland | 20-17 | W | |
| 8/30 | vs. Pittsburgh | 19-21 | L | |
| 9/6 | vs. Baltimore | 7-6 | W | |

1975 [4-3]

| | | | | |
|------|----------------|-------|---|------------|
| 8/2 | vs. Cincinnati | 17-9 | W | Canton, OH |
| 8/8 | vs. Atlanta | 14-16 | L | |
| 8/16 | at Houston | 13-24 | L | |
| 8/22 | vs. Cleveland | 23-14 | W | |
| 8/29 | vs. Detroit | 34-13 | W | |
| 9/7 | vs. NY Jets | 31-35 | L | |
| 9/12 | vs. Baltimore | 24-10 | W | |

1976 [2-4]

| | | | | |
|------|----------------|-------|---|--|
| 7/31 | at Atlanta | 17-10 | W | |
| 8/6 | at Baltimore | 3-20 | L | |
| 8/14 | vs. Pittsburgh | 7-27 | L | |
| 8/21 | at Kansas City | 20-23 | L | |
| 8/28 | at NY Jets | 38-7 | W | |
| 9/3 | vs. Chicago | 7-9 | L | |
| 9/12 | vs. Baltimore | 24-10 | W | |

1977 [4-2]

| | | | | |
|------|-----------------|-------|---|--|
| 8/8 | at Cleveland | 16-14 | W | |
| 8/13 | at Miami | 15-27 | L | |
| 8/18 | vs. Kansas City | 13-7 | W | |
| 8/27 | at Green Bay | 13-9 | W | |
| 9/4 | at New England | 7-45 | L | |
| 9/9 | vs. NY Jets | 14-7 | W | |

1978 [2-2]

| | | | | |
|------|---------------|-------|---|--|
| 8/5 | at Minnesota | 13-20 | L | |
| 8/11 | vs. Green Bay | 20-12 | W | |
| 8/18 | at Baltimore | 17-16 | W | |
| 8/25 | vs. Atlanta | 7-10 | L | |

1979 [2-2]

| | | | | |
|------|---------------|------|---|--|
| 8/4 | at Tampa Bay | 9-7 | W | |
| 8/11 | at Denver | 6-13 | L | |
| 8/18 | at Atlanta | 16-6 | W | |
| 8/24 | vs. Cleveland | 9-21 | L | |

PRESEASON RESULTS SINCE 1961

1961 [0-5]

| | | | | |
|------|------------------|-------|---|----------------|
| 8/11 | vs. LA | 7-26 | L | N/A |
| 8/19 | vs. Chicago | 13-29 | L | Charleston, SC |
| 8/26 | vs. Baltimore | 7-41 | L | Norfolk, VA |
| 9/2 | vs. Philadelphia | 10-17 | L | Bristol, TN |
| 9/9 | vs. Green Bay | 24-31 | L | Columbus, GA |

1962 [1-4]

| | | | | |
|------|------------------|-------|---|---------------|
| 8/11 | at Los Angeles | 7-37 | L | |
| 8/16 | vs. Baltimore | 14-34 | L | |
| 8/25 | vs. Philadelphia | 7-24 | L | Charlotte, NC |
| 9/1 | vs. Chicago | 29-28 | W | Norfolk, VA |
| 9/8 | vs. Green Bay | 14-20 | L | Columbus, GA |

1963 [0-4]

| | | | | |
|------|------------------|-------|---|---------------|
| 8/15 | vs. Chicago | 26-28 | L | |
| 8/24 | vs. Philadelphia | 13-41 | L | Charlotte, NC |
| 8/31 | vs. Baltimore | 13-27 | L | Norfolk, VA |
| 9/6 | vs. Green Bay | 17-28 | L | |

1964 [1-4]

| | | | | |
|------|---------------|-------|---|---------------|
| 8/8 | vs. Detroit | 27-28 | L | Charlotte, NC |
| 8/15 | vs. Chicago | 13-14 | L | Richmond, VA |
| 8/22 | vs. NY Giants | 27-24 | W | Ithaca, NY |
| 8/27 | vs. Baltimore | 14-41 | L | |
| 9/5 | vs. St. Louis | 17-10 | W | Norfolk, VA |

1965 [3-3]

| | | | | |
|------|------------------|-------|---|---------------|
| 8/3 | vs. Philadelphia | 37-0 | W | Hershey, PA |
| 8/12 | vs. Chicago | 30-31 | L | |
| 8/21 | vs. St. Louis | 13-7 | W | Richmond, VA |
| 8/28 | vs. Minnesota | 16-20 | L | Charlotte, NC |
| 9/4 | vs. Baltimore | 23-33 | L | Norfolk, VA |
| 9/12 | vs. Detroit | 20-3 | W | Canton, OH |

1966 [1-3]

| | | | | |
|------|------------------|-------|---|---------------|
| 8/3 | vs. Baltimore | 0-35 | L | |
| 8/20 | vs. Chicago | 10-24 | L | Norfolk, VA |
| 8/26 | vs. Minnesota | 27-30 | L | Cleveland, OH |
| 9/3 | vs. Philadelphia | 35-20 | W | |

1967 [4-1]

| | | | | |
|------|----------------|-------|---|-------------|
| 8/9 | vs. Chicago | 37-14 | W | |
| 8/19 | vs. NY Giants | 31-13 | W | Raleigh, NC |
| 8/26 | at Boston | 13-7 | W | |
| 8/31 | vs. Baltimore | 17-23 | L | |
| 9/9 | vs. Pittsburgh | 16-10 | W | Norfolk, VA |

1968 [3-3]

| | | | | |
|------|---------------|-------|---|-------------|
| 8/1 | at Houston | 3-9 | L | |
| 8/10 | vs. Atlanta | 16-14 | W | Tampa, FL |
| 8/16 | vs. Baltimore | 13-15 | L | |
| 8/24 | vs. Chicago | 13-45 | L | Raleigh, NC |

| | | | | |
|------|----------------|-------|---|-------------|
| 8/29 | vs. Detroit | 16-10 | W | |
| 9/7 | vs. Pittsburgh | 24-17 | W | Norfolk, VA |

1969 [2-4]

| | | | | |
|------|-----------------|-------|---|-----------|
| 8/2 | vs. Chicago | 13-7 | W | |
| 8/8 | at Buffalo | 17-21 | L | |
| 8/23 | at Atlanta | 24-7 | W | |
| 8/30 | vs. Detroit | 20-21 | L | Tampa, FL |
| 9/6 | vs. Cleveland | 10-20 | L | |
| 9/14 | at Philadelphia | 17-26 | L | |

1970 [5-1]

| | | | | |
|------|---------------|-------|---|-----------|
| 8/8 | at Cincinnati | 12-27 | L | |
| 8/16 | at Boston | 45-21 | W | |
| 8/21 | vs. Atlanta | 21-13 | W | |
| 8/28 | vs. Buffalo | 27-0 | W | |
| 9/5 | vs. Miami | 26-21 | W | Tampa, FL |
| 9/12 | vs. Baltimore | 17-14 | W | |

1971 [2-3-1]

| | | | | |
|------|----------------|-------|---|--|
| 8/7 | at San Diego | 10-19 | L | |
| 8/14 | at Denver | 17-13 | W | |
| 8/21 | vs. St. Louis | 20-13 | W | |
| 8/28 | vs. Baltimore | 14-20 | L | |
| 9/4 | at Miami | 10-27 | L | |
| 9/11 | vs. Cincinnati | 17-17 | T | |

1972 [2-3-1]

| | | | | |
|------|------------------|-------|---|-----------|
| 8/4 | vs. Baltimore | 33-3 | W | Tampa, FL |
| 8/11 | vs. Denver | 41-0 | W | |
| 8/18 | vs. Philadelphia | 34-10 | W | |
| 8/25 | at Detroit | 10-23 | L | |
| 8/31 | vs. Miami | 24-27 | L | |
| 9/9 | at Pittsburgh | 10-10 | T | |

1973 [5-1]

| | | | | |
|------|----------------|-------|---|--|
| 8/3 | vs. Detroit | 14-17 | L | |
| 8/10 | vs. Denver | 14-10 | W | |
| 8/17 | at Buffalo | 37-21 | W | |
| 8/25 | vs. Baltimore | 20-3 | W | |
| 9/2 | at New England | 35-14 | W | |
| 9/9 | vs. Chicago | 17-3 | W | |

1974 [2-4]

| | | | | |
|------|-----------------|-------|---|--|
| 8/2 | vs. New England | 17-21 | L | |
| 8/9 | vs. Houston | 3-48 | L | |
| 8/18 | vs. Buffalo | 15-16 | L | |
| 8/24 | at Cleveland | 20-17 | W | |
| 8/30 | vs. Pittsburgh | 19-21 | L | |
| 9/6 | vs. Baltimore | 7-6 | W | |

1975 [4-3]

| | | | | |
|------|----------------|-------|---|------------|
| 8/2 | vs. Cincinnati | 17-9 | W | Canton, OH |
| 8/8 | vs. Atlanta | 14-16 | L | |
| 8/16 | at Houston | 13-24 | L | |
| 8/22 | vs. Cleveland | 23-14 | W | |
| 8/29 | vs. Detroit | 34-13 | W | |
| 9/7 | vs. NY Jets | 31-35 | L | |
| 9/12 | vs. Baltimore | 24-10 | W | |

1976 [2-4]

| | | | | |
|------|----------------|-------|---|--|
| 7/31 | at Atlanta | 17-10 | W | |
| 8/6 | at Baltimore | 3-20 | L | |
| 8/14 | vs. Pittsburgh | 7-27 | L | |
| 8/21 | at Kansas City | 20-23 | L | |
| 8/28 | at NY Jets | 38-7 | W | |
| 9/3 | vs. Chicago | 7-9 | L | |
| 9/12 | vs. Baltimore | 24-10 | W | |

1977 [4-2]

| | | | | |
|------|-----------------|-------|---|--|
| 8/8 | at Cleveland | 16-14 | W | |
| 8/13 | at Miami | 15-27 | L | |
| 8/18 | vs. Kansas City | 13-7 | W | |
| 8/27 | at Green Bay | 13-9 | W | |
| 9/4 | at New England | 7-45 | L | |
| 9/9 | vs. NY Jets | 14-7 | W | |

1978 [2-2]

| | | | | |
|------|---------------|-------|---|--|
| 8/5 | at Minnesota | 13-20 | L | |
| 8/11 | vs. Green Bay | 20-12 | W | |
| 8/18 | at Baltimore | 17-16 | W | |
| 8/25 | vs. Atlanta | 7-10 | L | |

1979 [2-2]

| | | | | |
|------|---------------|------|---|--|
| 8/4 | at Tampa Bay | 9-7 | W | |
| 8/11 | at Denver | 6-13 | L | |
| 8/18 | at Atlanta | 16-6 | W | |
| 8/24 | vs. Cleveland | 9-21 | L | |

1980 [3-1]

| | | | | |
|------|--------------|-------|---|--|
| 8/9 | at Baltimore | 13-3 | W | |
| 8/18 | at Cleveland | 12-3 | W | |
| 8/23 | vs. Oakland | 34-17 | W | |
| 8/29 | at Tampa Bay | 6-11 | L | |

1981 [3-1]

| | | | | |
|------|-----------------|-------|---|--|
| 8/7 | vs. Kansas City | 16-10 | W | |
| 8/14 | vs. Minnesota | 27-13 | W | |
| 8/22 | at Baltimore | 13-7 | W | |
| 8/30 | at New England | 10-19 | L | |

PRESEASON RESULTS SINCE 1961

1982 [0-4]

| | | | | |
|------|---------------|-------|---|--|
| 8/14 | at Miami | 7-24 | L | |
| 8/21 | at Tampa Bay | 13-28 | L | |
| 8/27 | vs. Buffalo | 14-20 | L | |
| 9/3 | at Cincinnati | 21-28 | L | |

1983 [2-2]

| | | | | |
|------|----------------|-------|---|--|
| 8/6 | at Atlanta | 10-13 | L | |
| 8/12 | vs. Cincinnati | 27-23 | W | |
| 8/19 | vs. Miami | 7-38 | L | |
| 8/27 | at Buffalo | 27-19 | W | |

1984 [2-2]

| | | | | |
|------|------------------|-------|---|--|
| 8/4 | at Denver | 16-13 | W | |
| 8/10 | vs. L.A. Raiders | 20-21 | L | |
| 8/17 | vs. New England | 27-31 | L | |
| 8/25 | at New Orleans | 14-6 | W | |

1985 [4-0]

| | | | | |
|------|-----------------|-------|---|--|
| 8/10 | at Atlanta | 17-14 | W | |
| 8/18 | at L.A. Raiders | 14-9 | W | |
| 8/23 | vs. New England | 37-36 | W | |
| 8/30 | at Tampa Bay | 20-7 | W | |

1986 [3-1]

| | | | | |
|------|----------------|-------|---|--|
| 8/10 | at New England | 7-18 | L | |
| 8/15 | vs. Pittsburgh | 27-24 | W | |
| 8/23 | at Tampa Bay | 21-13 | W | |
| 8/29 | vs. Atlanta | 29-21 | W | |

1987 [3-1]

| | | | | |
|------|----------------|-------|---|-------------|
| 8/14 | vs. Pittsburgh | 23-17 | W | |
| 8/22 | vs. Green Bay | 33-0 | W | Madison, WI |
| 8/29 | at Tampa Bay | 10-17 | L | |
| 9/5 | at L.A. Rams | 26-14 | W | |

1988 [3-1]

| | | | | |
|------|-----------------|-------|---|----------------|
| 8/5 | vs. Pittsburgh | 31-44 | L | |
| 8/13 | at Miami | 27-10 | W | |
| 8/20 | at L.A. Raiders | 45-27 | W | |
| 8/27 | vs. Atlanta | 34-17 | W | Birmingham, AL |

1989 [4-1]

| | | | | |
|------|----------------|-------|---|------------|
| 8/5 | vs. Buffalo | 31-6 | W | Canton, OH |
| 8/12 | at Pittsburgh | 21-14 | W | |
| 8/21 | at Minnesota | 13-24 | L | |
| 8/25 | vs. Miami | 35-21 | W | |
| 9/1 | at New Orleans | 26-21 | W | |

1990 [3-1]

| | | | | |
|------|----------------|-------|---|-------------------|
| 8/11 | vs. Atlanta | 27-31 | L | (Chapel Hill, NC) |
| 8/17 | vs. Pittsburgh | 27-24 | W | |
| 8/25 | at Cleveland | 31-13 | W | |

| | | | | |
|------|---------------|-------|---|--|
| 8/31 | vs. L.A. Rams | 37-10 | W | |
|------|---------------|-------|---|--|

1991 [1-3]

| | | | | |
|------|----------------|-------|---|--------------|
| 8/4 | at Pittsburgh | 7-13 | L | |
| 8/10 | at New England | 27-6 | W | |
| 8/16 | vs. Cleveland | 21-24 | L | |
| 8/24 | vs. NY Jets | 9-13 | L | Columbia, SC |

1992 [1-4]

| | | | | |
|------|-------------------|-------|---|-------------|
| 8/1 | vs. Miami | 21-22 | L | Orlando, FL |
| 8/8 | at NY Jets | 13-14 | L | |
| 8/16 | vs. San Francisco | 15-17 | L | London |
| 8/22 | at L.A. Raiders | 27-23 | W | |
| 8/29 | vs. Minnesota | 0-30 | L | |

1993 [3-1]

| | | | | |
|------|---------------|-------|---|--|
| 8/9 | vs. Cleveland | 41-12 | W | |
| 8/14 | at Miami | 10-19 | L | |
| 8/22 | at Pittsburgh | 10-3 | W | |
| 8/27 | vs. NY Jets | 17-3 | W | |

1994 [1-3]

| | | | | |
|------|-----------------|-------|---|--|
| 8/8 | at Buffalo | 11-13 | L | |
| 8/12 | vs. Kansas City | 14-17 | L | |
| 8/18 | at New England | 17-27 | L | |
| 8/26 | vs. Pittsburgh | 22-21 | W | |

1995 [1-3]

| | | | | |
|------|----------------|-------|---|---------------|
| 8/5 | at Kansas City | 21-37 | L | |
| 8/12 | vs. Houston | 16-13 | W | Nashville, TN |
| 8/19 | at Miami | 12-27 | L | |
| 8/25 | at Green Bay | 23-35 | L | |

1996 [1-3]

| | | | | |
|------|----------------|-------|---|--|
| 8/2 | at Buffalo | 17-7 | W | |
| 8/9 | at Detroit | 25-34 | L | |
| 8/16 | vs. Cincinnati | 7-28 | L | |
| 8/23 | at New England | 19-27 | L | |

1997 [3-1]

| | | | | |
|------|--------------|-------|---|--|
| 8/2 | at Tampa Bay | 20-8 | W | |
| 8/9 | at Tennessee | 18-12 | W | |
| 8/16 | at Atlanta | 35-31 | W | |
| 8/21 | at Miami | 7-28 | L | |

1998 [1-3]

| | | | | |
|------|-----------------|-------|---|--|
| 8/8 | vs. Miami | 16-19 | L | |
| 8/15 | at Tennessee | 27-24 | W | |
| 8/22 | vs. New England | 17-20 | L | |
| 8/28 | at Buffalo | 17-27 | L | |

1999 [3-1]

| | | | | |
|------|----------------|-------|---|--|
| 8/13 | at New England | 20-14 | W | |
| 8/20 | vs. Buffalo | 20-19 | W | |

| | | | | |
|------|---------------|-------|---|--|
| 8/28 | at Pittsburgh | 27-14 | W | |
| 9/3 | vs. Tampa Bay | 13-16 | L | |

2000 [3-1]

| | | | | |
|------|-----------------|-------|---|--|
| 8/4 | at Tampa Bay | 12-13 | L | |
| 8/11 | vs. New England | 30-20 | W | |
| 8/19 | at Cleveland | 24-0 | W | |
| 8/25 | vs. Pittsburgh | 17-10 | W | |

2001 [1-3]

| | | | | |
|------|----------------|-------|---|--|
| 8/12 | at Kansas City | 0-20 | L | |
| 8/17 | vs. Atlanta | 6-27 | L | |
| 8/24 | vs. Cleveland | 27-25 | W | |
| 8/30 | at New England | 13-33 | L | |

2002 [4-1]

| | | | | |
|------|-------------------|-------|---|--------------|
| 8/3 | vs. San Francisco | 38-7 | W | Osaka, Japan |
| 8/10 | at Carolina | 37-30 | W | |
| 8/18 | vs. Pittsburgh | 35-34 | W | |
| 8/24 | at Tampa Bay | 40-10 | W | |
| 8/29 | vs. New England | 14-28 | L | |

2003 [1-3]

| | | | | |
|------|-----------------|-------|---|--|
| 8/9 | at Carolina | 0-20 | L | |
| 8/16 | vs. New England | 13-20 | L | |
| 8/23 | vs. Baltimore | 24-3 | W | |
| 8/28 | at Jacksonville | 15-17 | L | |

2004 [3-2]

| | | | | |
|------|--------------|-------|---|------------|
| 8/9 | vs. Denver | 20-17 | W | Canton, OH |
| 8/14 | vs. Carolina | 20-23 | L | |
| 8/21 | at Miami | 17-0 | W | |
| 8/27 | at St. Louis | 3-28 | L | |
| 9/3 | vs. Atlanta | 27-0 | W | |

2005 [1-3]

| | | | | |
|------|----------------|-------|---|--|
| 8/13 | at Carolina | 10-28 | L | |
| 8/19 | vs. Cincinnati | 17-24 | L | |
| 8/26 | vs. Pittsburgh | 17-10 | W | |
| 9/1 | at Baltimore | 20-26 | L | |

2006 [0-4]

| | | | | |
|------|----------------|-------|---|--|
| 8/13 | at Cincinnati | 3-19 | L | |
| 8/19 | vs. NY Jets | 14-27 | L | |
| 8/26 | at New England | 0-41 | L | |
| 8/31 | vs. Baltimore | 10-17 | L | |

2007 [2-2]

| | | | | |
|------|-----------------|-------|---|--|
| 8/11 | at Tennessee | 14-6 | W | |
| 8/18 | vs. Pittsburgh | 10-12 | L | |
| 8/25 | vs. Baltimore | 13-7 | W | |
| 8/30 | at Jacksonville | 14-31 | L | |

PRESEASON RESULTS SINCE 1961

2008 [3-2]

| | | | | |
|------|------------------|-------|---|------------|
| 8/3 | vs. Indianapolis | 30-16 | W | Canton, OH |
| 8/9 | vs. Buffalo | 17-14 | W | |
| 8/16 | at NY Jets | 13-10 | W | |
| 8/23 | at Carolina | 3-47 | L | |
| 8/28 | vs. Jacksonville | 3-24 | L | |

2009 [1-3]

| | | | | |
|------|-----------------|-------|---|--|
| 8/13 | at Baltimore | 0-23 | L | |
| 8/22 | vs. Pittsburgh | 17-13 | W | |
| 8/28 | vs. New England | 24-27 | L | |
| 9/3 | at Jacksonville | 17-24 | L | |

2010 [2-2]

| | | | | |
|------|---------------|-------|---|--|
| 8/13 | vs. Buffalo | 42-17 | W | |
| 8/21 | vs. Baltimore | 3-23 | L | |
| 8/27 | at NY Jets | 16-11 | W | |
| 9/2 | at Arizona | 10-20 | L | |

2011 [3-1]

| | | | | |
|------|-----------------|-------|---|--|
| 8/12 | vs. Pittsburgh | 16-7 | W | |
| 8/19 | at Indianapolis | 16-3 | W | |
| 8/25 | at Baltimore | 31-34 | L | |
| 9/1 | vs. Tampa Bay | 29-24 | W | |

2012 [3-1]

| | | | | |
|------|------------------|-------|---|--|
| 8/9 | at Buffalo | 7-6 | W | |
| 8/18 | at Chicago | 31-33 | L | |
| 8/25 | vs. Indianapolis | 30-17 | W | |
| 8/29 | vs. Tampa Bay | 30-3 | W | |

2013 [4-0]

| | | | | |
|------|----------------|-------|---|--|
| 9/8 | at Tennessee | 22-21 | W | |
| 9/19 | vs. Pittsburgh | 24-13 | W | |
| 9/24 | vs. Buffalo | 30-7 | W | |
| 9/29 | at Tampa Bay | 30-12 | W | |

2014 [3-1]

| | | | | |
|------|-----------------|-------|---|--|
| 8/7 | vs. New England | 23-6 | W | |
| 8/18 | vs. Cleveland | 24-23 | W | |
| 8/23 | at Baltimore | 23-17 | L | |
| 8/28 | at Tampa Bay | 24-10 | W | |

2015 [3-1]

| | | | | |
|------|------------------|-------|---|--|
| 8/13 | at Cleveland | 20-17 | W | |
| 8/20 | vs. Detroit | 21-17 | W | |
| 8/29 | at Baltimore | 31-13 | W | |
| 9/3 | vs. Jacksonville | 17-16 | L | |

2016 [3-1]

| | | | | |
|------|-------------|-------|---|--|
| 8/11 | at Atlanta | 23-17 | L | |
| 8/19 | vs. NY Jets | 22-18 | W | |
| 8/26 | vs. Buffalo | 21-16 | W | |

| | | | | |
|------|--------------|-------|---|--|
| 8/31 | at Tampa Bay | 20-13 | W | |
|------|--------------|-------|---|--|

2017 [2-2]

| | | | | |
|------|----------------|-------|---|--|
| 8/10 | at Baltimore | 23-3 | L | |
| 8/19 | vs. Green Bay | 21-17 | L | |
| 8/27 | vs. Cincinnati | 23-17 | W | |
| 8/31 | at Tampa Bay | 13-10 | W | |

2018 [1-3]

| | | | | |
|------|----------------|-------|---|--|
| 8/9 | at New England | 26-17 | L | |
| 8/16 | vs. NY Jets | 15-13 | W | |
| 8/24 | vs. Denver | 29-17 | L | |
| 8/30 | at Baltimore | 30-20 | L | |

2019 [1-3]

| | | | | |
|------|----------------|-------|---|--|
| 8/8 | at Cleveland | 30-10 | L | |
| 8/15 | vs. Cincinnati | 23-13 | L | |
| 8/22 | at Atlanta | 19-7 | W | |
| 8/29 | vs. Baltimore | 20-7 | L | |

Preseason records vs. NFL franchises since 1961

| | |
|-------------------------------|---------|
| 49ers | 1-1-0 |
| Bears | 4-8-0 |
| Bengals | 3-6-1 |
| Bills | 11-5-0 |
| Broncos | 5-2-0 |
| Browns | 10-4-0 |
| Buccaneers | 11-5-0 |
| Cardinals (STL/PHX/ARI) | 3-1-0 |
| Chargers | 0-1-0 |
| Chiefs | 2-4-0 |
| Colts (BAL/IND) | 11-10-0 |
| Dolphins | 4-10-0 |
| Eagles | 3-4-0 |
| Falcons | 11-6-0 |
| Giants | 2-0-0 |
| Jaguars | 0-5-0 |
| Jets | 7-4-0 |
| Lions | 4-5-0 |
| Oilers/Titans (HOU/TEN) | 5-3-0 |
| Packers | 3-5-0 |
| Panthers | 1-4-0 |
| Patriots (BOS/NE) | 8-14-0 |
| Raiders (LA/OAK) | 4-1-0 |
| Rams (LA/STL) | 2-3-0 |
| Ravens | 3-9-0 |
| Saints | 2-0-0 |
| Steelers | 15-5-1 |
| Vikings | 1-5-0 |

PRIMETIME GAMES

Entering 2021, Washington is 52-71-1 in prime-time regular season matchups since the 1970 AFL-NFL Merger.

| 1970 (0-1) | | | | |
|------------|------|------------|-------|---|
| Oct. 19 | Mon. | at Oakland | 20-34 | L |

| 1971 (1-0) | | | | |
|------------|------|------------|-------|---|
| Dec. 13 | Mon. | at LA Rams | 38-24 | W |

| 1972 (2-0) | | | | |
|------------|------|--------------|-------|---|
| Sept. 18 | Mon. | at Minnesota | 24-21 | W |
| Nov. 20 | Mon. | vs. Atlanta | 24-13 | W |

| 1973 (1-1) | | | | |
|------------|------|---------------|-------|---|
| Oct. 8 | Mon. | vs. Dallas | 14-7 | W |
| Nov. 5 | Mon. | at Pittsburgh | 16-21 | L |

| 1974 (2-0) | | | | |
|------------|------|------------|-------|---|
| Sept. 30 | Mon. | vs. Denver | 30-3 | W |
| Dec. 9 | Mon. | at LA Rams | 23-17 | W |

| 1975 (1-0) | | | | |
|------------|------|---------|-------|---|
| Oct. 13 | Mon. | vs. STL | 27-17 | W |

| 1976 (2-0) | | | | |
|------------|------|-----------------|-------|---|
| Sept. 27 | Mon. | at Philadelphia | 20-17 | W |
| Oct. 25 | Mon. | at LA Rams | 23-17 | W |

| 1977 (1-1) | | | | |
|------------|------|---------------|------|---|
| Nov. 7 | Mon. | at Baltimore | 3-10 | L |
| Nov. 21 | Mon. | vs. Green Bay | 10-9 | W |

| 1978 (1-1) | | | | |
|------------|------|--------------|-------|---|
| Oct. 2 | Mon. | vs. Dallas | 9-5 | W |
| Nov. 6 | Mon. | at Baltimore | 17-21 | L |

| 1979 (1-1) | | | | |
|------------|------|---------------|------|---|
| Sept. 17 | Mon. | vs. NY Giants | 27-0 | W |

| 1980 (0-2) | | | | |
|------------|------|------------|-------|---|
| Sept. 8 | Mon. | vs. Dallas | 3-17 | L |
| Oct. 13 | Mon. | at Denver | 17-20 | L |

| 1983 (1-2) | | | | |
|------------|------|--------------|-------|---|
| Sept. 5 | Mon. | vs. Dallas | 30-31 | L |
| Oct. 17 | Mon. | at Green Bay | 47-48 | L |
| Oct. 31 | Mon. | at San Diego | 27-24 | W |

| 1984 (2-1) | | | | |
|------------|------|------------------|-------|---|
| Sept. 10 | Mon. | at San Francisco | 31-37 | L |
| Nov. 5 | Mon. | vs. Atlanta | 27-14 | W |
| Nov. 29 | Thu. | at Minnesota | 31-17 | W |

| 1985 (2-1) | | | | |
|------------|------|---------------|-------|---|
| Sept. 9 | Mon. | at Dallas | 14-44 | L |
| Oct. 7 | Mon. | vs. Cardinals | 27-10 | W |

| | | | | |
|---------|------|---------------|-------|---|
| Nov. 18 | Mon. | vs. NY Giants | 23-21 | W |
|---------|------|---------------|-------|---|

| 1986 (1-1) | | | | |
|------------|------|-------------------|-------|---|
| Oct. 27 | Mon. | at NY Giants | 20-27 | L |
| Nov. 17 | Mon. | vs. San Francisco | 14-6 | W |

| 1987 (1-2) | | | | |
|------------|------|-------------|-------|---|
| Oct. 19 | Mon. | at Dallas | 13-7 | W |
| Nov. 23 | Mon. | vs. LA Rams | 26-30 | L |
| Dec. 20 | Sun. | at Miami | 21-23 | L |

| 1988 (0-3) | | | | |
|------------|------|------------------|-------|---|
| Sept. 5 | Mon. | at NY Giants | 20-27 | L |
| Oct. 30 | Sun. | at Houston | 17-41 | L |
| Nov. 21 | Mon. | at San Francisco | 21-37 | L |

| 1989 (0-3) | | | | |
|------------|------|---------------|-------|---|
| Sept. 11 | Mon. | vs. NY Giants | 24-27 | L |
| Nov. 5 | Sun. | vs. Dallas | 3-13 | L |
| Nov. 20 | Mon. | vs. Denver | 10-14 | L |

| 1990 (1-2) | | | | |
|------------|------|-----------------|-------|---|
| Sept. 30 | Sun. | at Phoenix | 38-10 | W |
| Nov. 12 | Mon. | at Philadelphia | 14-28 | L |
| Dec. 22 | Sat. | at Indianapolis | 28-35 | L |

| 1991 (4-0) | | | | |
|------------|------|------------------|-------|---|
| Sept. 1 | Sun. | vs. Detroit | 45-0 | W |
| Sept. 9 | Mon. | at Dallas | 33-31 | W |
| Sept. 30 | Mon. | vs. Philadelphia | 23-0 | W |
| Oct. 27 | Sun. | at NY Giants | 17-13 | W |

| 1992 (1-3) | | | | |
|------------|------|----------------|-------|---|
| Sept. 7 | Mon. | at Dallas | 10-23 | L |
| Oct. 12 | Mon. | vs. Denver | 34-3 | W |
| Nov. 1 | Sun. | vs. NY Giants | 7-24 | L |
| Nov. 23 | Mon. | at New Orleans | 3-20 | L |

| 1993 (2-2) | | | | |
|------------|------|------------------|-------|---|
| Sept. 6 | Mon. | vs. Dallas | 35-16 | W |
| Oct. 4 | Mon. | at Miami | 10-17 | L |
| Nov. 1 | Mon. | at Buffalo | 10-24 | L |
| Nov. 7 | Sun. | vs. Indianapolis | 30-24 | W |

| 1994 (0-1) | | | | |
|------------|------|-----------------|-------|---|
| Oct. 9 | Sun. | at Philadelphia | 17-21 | L |

| 1995 (0-1) | | | | |
|------------|------|---------------|-------|---|
| Oct. 29 | Sun. | vs. NY Giants | 15-24 | L |

| 1996 (1-0) | | | | |
|------------|------|-------------|-------|---|
| Sept. 29 | Sun. | vs. NY Jets | 31-16 | W |

| 1997 (2-0-1) | | | | |
|--------------|------|---------------|-------|---|
| 8/31/97 | Sun. | at Carolina | 24-10 | W |
| 10/13/97 | Mon. | vs. Dallas | 21-16 | W |
| 11/23/97 | Sun. | vs. NY Giants | 7-7 T | T |

| 1998 (0-2) | | | | |
|------------|------|-------------------|-------|---|
| Sept. 14 | Mon. | vs. San Francisco | 10-45 | L |
| Dec. 27 | Sun. | at Dallas | 7-23 | L |

| 1999 (2-0) | | | | |
|------------|------|------------------|-------|---|
| Oct. 17 | Sun. | at Arizona | 24-10 | W |
| Dec. 26 | Sun. | at San Francisco | 26-20 | W |

| 2000 (2-2) | | | | |
|------------|------|---------------|---------|---|
| Sept. 18 | Mon. | vs. Dallas | 21-27 L | W |
| Sept. 24 | Sun. | at NY Giants | 16-6 W | W |
| Oct. 30 | Mon. | vs. Tennessee | 21-27 | L |
| Nov. 20 | Mon. | at St. Louis | 33-20 | W |

| 2001 (2-2) | | | | |
|------------|------|----------------|-------|---|
| Sept. 24 | Mon. | at Green Bay | 0-37 | L |
| Oct. 15 | Mon. | at Dallas | 7-9 | L |
| Dec. 30 | Sun. | at New Orleans | 40-10 | W |

| 2002 (1-1) | | | | |
|------------|------|------------------|-------|---|
| Sept. 16 | Mon. | vs. Philadelphia | 7-37 | L |
| Oct. 27 | Sun. | vs. Indianapolis | 26-21 | W |

| 2003 (1-2) | | | | |
|------------|------|------------------|---------|---|
| Sept. 4 | Thu. | vs. NY Jets | 16-13 W | W |
| Nov. 23 | Sun. | at Miami | 23-24 L | L |
| Dec. 27 | Sat. | vs. Philadelphia | 7-31 L | L |

| 2004 (0-3) | | | | |
|------------|------|------------------|-------|---|
| Sept. 27 | Mon. | vs. Dallas | 18-21 | L |
| Oct. 10 | Sun. | vs. Baltimore | 10-17 | L |
| Dec. 12 | Sun. | vs. Philadelphia | 14-17 | L |

| 2005 (2-0) | | | | |
|------------|------|---------------|-------|---|
| Sept. 19 | Mon. | vs. Dallas | 18-21 | W |
| Nov. 6 | Sun. | vs. Baltimore | 10-17 | W |

| 2006 (0-3) | | | | |
|------------|------|---------------|-------|---|
| Sept. 11 | Mon. | vs. Minnesota | 16-19 | L |
| Sept. 17 | Sun. | at Dallas | 10-27 | L |
| Dec. 30 | Sat. | vs. NY Giants | 28-34 | L |

| 2007 (0-3) | | | | |
|------------|------|-----------------|-------|---|
| Sept. 17 | Mon. | at Philadelphia | 20-12 | W |
| Dec. 6 | Thu. | vs. Chicago | 24-16 | W |
| Dec. 16 | Sun. | at NY Giants | 22-10 | W |
| Dec. 23 | Sun. | at Minnesota | 32-21 | W |

| 2008 (0-4) | | | | |
|------------|------|----------------|-------|---|
| 9/4/08 | Thu. | at NY Giants | 7-16 | L |
| 11/3/08 | Mon. | vs. Pittsburgh | 6-23 | L |
| 11/16/08 | Sun. | vs. Dallas | 10-14 | L |
| 12/7/08 | Sun. | at Baltimore | 10-24 | L |

| 2009 (0-3) | | | | |
|------------|------|------------------|-------|---|
| 10/26/09 | Mon. | vs. Philadelphia | 17-27 | L |
| 12/21/09 | Mon. | vs. NY Giants | 12-45 | L |

PRIMETIME GAMES

| | | | | |
|----------|------|------------|------|---|
| 12/27/09 | Sun. | vs. Dallas | 0-17 | L |
|----------|------|------------|------|---|

2010 (1-2)

| | | | | |
|----------|------|------------------|-------|---|
| Sept. 12 | Sun. | vs. Dallas | 13-7 | W |
| Oct. 17 | Sun. | vs. Indianapolis | 24-27 | L |
| Nov. 15 | Mon. | vs. Philadelphia | 28-59 | L |

2011 (1-2)

| | | | | |
|----------|------|-----------|-------|---|
| Sept. 26 | Mon. | at Dallas | 16-18 | L |
|----------|------|-----------|-------|---|

2012 (0-2)

| | | | | |
|---------|------|---------------|---------|---|
| Dec. 3 | Mon. | vs. NY Giants | 17-16 W | W |
| Dec. 30 | Sun. | vs. Dallas | 28-18 | W |

2013 (0-5)

| | | | | |
|---------|------|-------------------|-------|---|
| Sept. 9 | Mon. | vs. Philadelphia | 27-33 | L |
| Oct. 13 | Sun. | at Dallas | 16-31 | L |
| Nov. 7 | Thu. | at Minnesota | 27-34 | L |
| Nov. 25 | Mon. | vs. San Francisco | 6-27 | L |
| Dec. 1 | Sun. | vs. NY Giants | 17-24 | L |

2014 (1-2)

| | | | | |
|----------|------|---------------|-------|---|
| Sept. 25 | Thu. | vs. NY Giants | 14-45 | L |
| Oct. 6 | Mon. | vs. Seattle | 17-27 | L |
| Oct. 27 | Mon. | at Dallas | 20-17 | W |

2015 (1-2)

| | | | | |
|----------|------|-----------------|-------|---|
| Sept. 24 | Thu. | at NY Giants | 21-32 | L |
| Dec. 7 | Mon. | vs. Dallas | 16-19 | L |
| Dec. 26 | Sat. | at Philadelphia | 38-24 | W |

2016 (1-2)

| | | | | |
|----------|------|----------------|-------|---|
| Sept. 12 | Mon. | vs. Pittsburgh | 16-38 | L |
| No. 20 | Sun. | vs. Green Bay | 42-24 | W |
| Dec. 19 | Mon. | vs. Carolina | 15-26 | L |

2017 (2-3)

| | | | | |
|----------|------|-----------------|-------|---|
| Sept. 24 | Sun. | vs. Oakland | 27-10 | W |
| Oct. 2 | Mon. | at Kansas City | 20-29 | L |
| Oct. 23 | Mon. | at Philadelphia | 24-34 | L |
| Nov. 23 | Thu. | vs. NY Giants | 20-10 | W |
| Nov. 30 | Thu. | at Dallas | 14-38 | L |

2018 (0-3)

| | | | | |
|---------|------|-----------------|-------|---|
| Oct. 8 | Mon. | at New Orleans | 19-43 | L |
| Dec. 3 | Mon. | at Philadelphia | 13-28 | L |
| Dec. 22 | Sat. | at Tennessee | 16-25 | L |

2019 (0-2)

| | | | | |
|----------|------|--------------|-------|---|
| Sept. 23 | Mon. | vs. Chicago | 15-31 | L |
| Oct. 24 | Thu. | at Minnesota | 9-19 | L |

2020 (1-0)

| | | | | |
|--------|------|-----------------|-------|---|
| Jan. 3 | Sun. | at Philadelphia | 20-14 | W |
|--------|------|-----------------|-------|---|

Record By Night

| Night | Record |
|----------|---------|
| Monday | 28-45 |
| Thursday | 4-6 |
| Night | Record |
| Saturday | 1-3 |
| Sunday | 18-17-1 |

PRO BOWLERS

| 1950 | |
|---------------|----|
| Bill Dudley | HB |
| Harry Gilmer | QB |
| Paul Lipscomb | T |

| 1951 | |
|---------------|----|
| Sammy Baugh | QB |
| Bill Dudley | RB |
| Rob Goode | FB |
| Paul Lipscomb | T |
| Laurie Niemi | T |

| 1952 | |
|---------------|----|
| Harry Gilmer | QB |
| Paul Lipscomb | T |
| Laurie Niemi | T |
| Hugh Taylor | E |
| John Williams | HB |

| 1953 | |
|---------------|---|
| Gene Brito | E |
| Don Doll | T |
| Paul Lipscomb | T |

| 1954 | |
|-------------|----|
| Dick Alban | HB |
| Rob Goode | FB |
| Hugh Taylor | E |
| Bill Wells | HB |

| 1955 | |
|-------------------|----|
| Gene Brito | E |
| Chuck Drazenovich | LB |
| Eddie LeBaron | QB |
| Volney Peters | T |
| Joe Scudero | HB |
| Torgy Torgeson | LB |
| Harry Uliniski | C |

| 1956 | |
|-------------------|----|
| Sam Baker | P |
| Gene Brito | E |
| Al Dorow | QB |
| Chuck Drazenovich | LB |
| Leo Elter | RB |
| Dick Stanfel | G |
| Torgy Torgeson | LB |

| 1957 | |
|-------------------|----|
| Gene Brito | E |
| John Carson | E |
| Chuck Drazenovich | LB |
| Eddie LeBaron | QB |
| Jim Podoley | RB |
| Dick Stanfel | G |

| 1958 | |
|-------------------|----|
| Gene Brito | E |
| Chuck Drazenovich | LB |
| Eddie LeBaron | QB |
| Jim Schrader | C |
| Dick Stanfel | G |

| 1959 | |
|---------------|----|
| Bill Anderson | E |
| Don Bosseler | RB |
| Jim Schrader | C |
| Bob Toneff | DT |

| 1960 | |
|---------------|----|
| Bill Anderson | E |
| Bob Khayat | DT |
| Bob Toneff | DT |

| 1961 | |
|--------------|----|
| Dickie James | RB |
| Ray Lemek | T |
| Jim Schrader | C |
| Bob Toneff | DT |

| 1962 | |
|----------------|----|
| Rod Breedlove | LB |
| Bobby Mitchell | FL |
| John Nisby | G |
| Norm Snead | QB |

| 1963 | |
|----------------|----|
| Bobby Mitchell | FL |
| Vince Promuto | G |
| Joe Rutgens | DT |
| Norm Snead | QB |

| 1964 | |
|-----------------|----|
| Sam Huff | LB |
| Sonny Jurgensen | QB |
| Paul Krause | DB |
| Bobby Mitchell | FL |
| John Paluck | DE |

| | |
|----------------|----|
| Vince Promuto | G |
| Charley Taylor | RB |

| 1965 | |
|----------------|----|
| Paul Krause | DB |
| Joe Rutgens | DT |
| Charley Taylor | RB |

| 1966 | |
|-----------------|----|
| Chris Hanburger | LB |
| Sonny Jurgensen | QB |
| Charley Taylor | WR |

| 1967 | |
|-----------------|----|
| Chris Hanburger | LB |
| Len Hauss | C |
| Sonny Jurgensen | QB |
| Jerry Smith | TE |
| Charley Taylor | WR |

| 1968 | |
|-----------------|----|
| Chris Hanburger | LB |
| Len Hauss | C |

| 1969 | |
|-----------------|----|
| Larry Brown | RB |
| Pat Fischer | CB |
| Chris Hanburger | LB |
| Len Hauss | C |
| Sonny Jurgensen | QB |
| Jerry Smith | TE |

| 1970 | |
|--------------|----|
| Larry Brown* | RB |
| Len Hauss | C |

| 1971 | |
|---------------|----|
| Larry Brown* | RB |
| Speedy Duncan | PR |
| Len Hauss | C |
| Roy Jefferson | WR |
| Curt Knight | K |

| 1972 | |
|------------------|----|
| Larry Brown | RB |
| Chris Hanburger* | LB |
| Len Hauss | C |
| Billy Kilmer* | QB |
| Charley Taylor | WR |

PRO BOWLERS

| 1973 | |
|------------------|----|
| Chris Hanburger* | LB |
| Ken Houston* | FS |
| Herb Mul-Key | PR |
| Charley Taylor* | WR |

| 1974 | |
|------------------|----|
| Chris Hanburger* | LB |
| Ken Houston* | SS |
| Diron Talbert | DT |
| Charley Taylor* | WR |

| 1975 | |
|------------------|----|
| Chris Hanburger* | LB |
| Ken Houston* | SS |
| Charley Taylor | WR |

| 1976 | |
|-----------------|----|
| Eddie Brown | PR |
| Chris Hanburger | LB |
| Ken Houston* | SS |
| Mike Thomas | RB |

| 1977 | |
|-------------|----|
| Eddie Brown | PR |
| Jean Fugett | TE |
| Ken Houston | SS |

| 1978 | |
|-------------|----|
| Tony Green | PR |
| Ken Houston | SS |

| 1979 | |
|----------------|----|
| Ken Houston | SS |
| Mark Moseley | K |
| Lemar Parrish* | CB |

| 1980 | |
|----------------|----|
| Mike Nelms | PR |
| Lemar Parrish* | CB |

| 1981 | |
|------------|----|
| Mike Nelms | PR |

| 1982 | |
|----------------|----|
| Charlie Brown | WR |
| Mark Moseley | K |
| Mike Nelms | PR |
| Tony Peters* | SS |
| Joe Theismann* | QB |

| 1983 | |
|----------------|----|
| Jeff Bostic* | C |
| Charlie Brown | WR |
| Dave Butz | DT |
| Russ Grimm* | G |
| Joe Jacoby* | T |
| Mark Murphy* | FS |
| Joe Theismann* | QB |

| 1984 | |
|----------------|----|
| Darrell Green* | CB |
| Russ Grimm* | G |
| Joe Jacoby* | T |
| Art Monk | WR |

| 1985 | |
|-------------|----|
| Russ Grimm* | G |
| Joe Jacoby | T |
| Art Monk* | WR |

| 1986 | |
|----------------|----|
| Gary Clark* | WR |
| Darrell Green* | CB |
| Russ Grimm | G |
| Joe Jacoby | T |
| Dexter Manley* | DE |
| Art Monk | WR |
| Jay Schroeder | QB |

| 1987 | |
|----------------|----|
| Gary Clark | WR |
| Darrell Green* | CB |
| Charles Mann | DE |

| 1988 | |
|--------------|----|
| Charles Mann | DE |
| Mark May* | T |

| 1989 | |
|--------------|----|
| Charles Mann | DE |
| Mark Rypien | QB |

| 1990 | |
|----------------|----|
| Earnest Byner* | RB |
| Gary Clark | WR |
| Darrell Green* | CB |
| Jim Lachey* | T |

| 1991 | |
|---------------|----|
| Earnest Byner | RB |
| Gary Clark | WR |

| | |
|----------------|----|
| Darrell Green* | CB |
| Jim Lachey* | T |
| Chip Lohmiller | K |
| Charles Mann | DE |
| Mark Rypien* | QB |
| Mark Schlereth | G |

| 1992 | |
|-----------------|----|
| Wilber Marshall | LB |

| 1994 | |
|-------------|----|
| Ken Harvey* | LB |
| Reggie Roby | P |

| 1995 | |
|----------------|-------|
| Ken Harvey* | LB |
| Brian Mitchell | KR/PR |

| 1996 | |
|---------------|----|
| Terry Allen* | RB |
| Gus Frerotte | QB |
| Darrell Green | CB |
| Ken Harvey | LB |
| Matt Turk | P |

| 1997 | |
|----------------|----|
| Cris Dishman | CB |
| Darrell Green* | CB |
| Ken Harvey | LB |
| Matt Turk | P |

| 1998 | |
|-----------|---|
| Matt Turk | P |

| 1999 | |
|---------------|----|
| Stephen Davis | RB |
| Brad Johnson | QB |
| Tré Johnson* | G |

| 2000 | |
|-------------------|----|
| Stephen Alexander | TE |
| Champ Bailey* | CB |
| Marco Coleman | DE |
| Stephen Davis | RB |

| 2001 | |
|------------------|----|
| LaVar Arrington* | LB |
| Chris Samuels* | OT |
| Champ Bailey | CB |

PRO BOWLERS

| 2002 | |
|------------------|----|
| LaVar Arrington* | LB |
| Champ Bailey* | CB |
| Chris Samuels* | OT |

| 2003 | |
|------------------|----|
| LaVar Arrington* | LB |
| Champ Bailey* | CB |
| Laveranues Coles | WR |

| 2004 | |
|--------------------|----|
| Marcus Washington* | LB |

| 2005 | |
|---------------|----|
| Santana Moss* | WR |
| Chris Samuels | OT |

| 2006 | |
|---------------|----|
| Chris Samuels | OT |
| Sean Taylor | S |

| 2007 | |
|----------------|----|
| Ethan Albright | LS |
| Chris Cooley | TE |
| Chris Samuels* | OT |
| Sean Taylor | S |

| 2008 | |
|----------------|----|
| Chris Cooley | TE |
| Clinton Portis | RB |
| Chris Samuels | OT |
| Mike Sellers* | FB |

| 2009 | |
|------------------|----|
| London Fletcher* | LB |
| Brian Orakpo* | LB |

| 2010 | |
|-----------------|----|
| London Fletcher | LB |
| DeAngelo Hall* | CB |
| Brian Orakpo* | LB |

| 2011 | |
|-----------------|----|
| London Fletcher | LB |

| 2012 | |
|--------------------|-------|
| Lorenzo Alexander | ST/LB |
| London Fletcher* | LB |
| Robert Griffin III | QB |
| Ryan Kerrigan | LB |
| Trent Williams | T |

| 2013 | |
|-----------------|----|
| Alfred Morris | RB |
| Brian Orakpo | LB |
| Trent Williams* | T |

| 2014 | |
|----------------|----|
| Alfred Morris | RB |
| Trent Williams | T |

| 2015 | |
|----------------|---|
| Trent Williams | T |

| 2016 | |
|-----------------|----|
| Kirk Cousins | QB |
| Ryan Kerrigan | LB |
| Jordan Reed | TE |
| Brandon Scherff | G |
| Trent Williams* | T |

| 2017 | |
|-----------------|----|
| Ryan Kerrigan* | LB |
| Brandon Scherff | G |
| Trent Williams | T |

| 2018 | |
|----------------|----|
| Ryan Kerrigan* | LB |
| Trent Williams | T |

| 2019 | |
|-----------------|---|
| Tress Way* | P |
| Brandon Scherff | G |

| 2020 | |
|------------------|----|
| Brandon Scherff* | G |
| Chase Young | DE |

| Most Selections | | |
|-----------------|-----|---------------------------|
| Player | No. | Years |
| Chris Hanburger | 9 | 1966-69, 72-76 |
| Charley Taylor | 8 | 1964-67, 72-75 |
| Darrell Green | 7 | 1984, 86-87, 90-91, 96-97 |
| Ken Houston | 7 | 1973-79 |
| Trent Williams | 7 | 2012-18 |
| Chris Samuels | 6 | 2001-02, 05-08 |
| Len Hauss | 6 | 1967-72 |

*Starters since 1970 NFL-AFL merger indicated by asterisks

| Consecutive Selections | | |
|------------------------|-----|---------|
| Player | No. | Years |
| Ken Houston | 7 | 1973-79 |
| Trent Williams | 7 | 2012-18 |
| Len Hauss | 6 | 1967-72 |
| Chris Hanburger | 5 | 1972-76 |
| Paul Lipscomb | 4 | 1950-53 |
| Gene Brito | 4 | 1955-58 |
| Chuck Drazenovich | 4 | 1955-58 |
| Charley Taylor | 4 | 1964-67 |
| Chris Hanburger | 4 | 1966-69 |
| Larry Brown | 4 | 1969-72 |
| Russ Grimm | 4 | 1983-86 |
| Joe Jacoby | 4 | 1983-96 |
| Ken Harvey | 4 | 1994-97 |
| Chris Samuels | 4 | 2005-08 |
| London Fletcher | 4 | 2009-12 |



RECORD BOOK



RECORD BOOK

TEAM



CHAMPIONSHIPS

League Championships

1937, 42, 82, 87, 91



GAMES WON

Most Consecutive Games Won

| | | |
|----|--|---------|
| 14 | | 1942-43 |
| 11 | | 1991 |
| 11 | | 1983 |

Most Consecutive Games Without Defeat

| | | |
|----|----------|---------|
| 17 | W16 T1 | 1942-43 |
| 11 | All wins | 1991 |
| 11 | All wins | 1983 |

Most Games Won, Season

| | | |
|----|----------|------|
| 14 | W16 T1 | 1983 |
| 14 | All wins | 1991 |
| 12 | All wins | 1986 |

Most Games Won, Season (Including Playoffs)

| | | |
|----|--|------|
| 17 | | 1991 |
| 16 | | 1983 |
| 14 | | 1997 |
| 14 | | 1986 |

Most Consecutive Games Won, Season

| | | |
|----|--|------|
| 11 | | 1991 |
| 9 | | 1983 |
| 9 | | 1972 |

Most Consecutive Games Won, Start of Season

| | | |
|----|--|------|
| 11 | | 1991 |
| 7 | | 1940 |
| 5 | | 1986 |
| 5 | | 1971 |

Most Consecutive Games Won, End of Season

| | | |
|---|--|------|
| 9 | | 1942 |
| 9 | | 1983 |
| 7 | | 2012 |

Most Consecutive Games Without Defeat, Start of Season

| | | |
|----|---------------|------|
| 11 | All wins | 1991 |
| 7 | 6 wins, 1 tie | 1943 |
| 7 | All wins | 1940 |

Most Consecutive Home Games Won

| | | |
|----|----------|---------|
| 11 | All wins | 1939-40 |
| 11 | W6, T1 | 1990-91 |
| 10 | All wins | 1974-75 |

Most Consecutive Home Games Without Defeat

| | | |
|----|-------------|---------|
| 14 | W2, T1, W11 | 1938-40 |
| 11 | All wins | 1990-91 |
| 10 | All wins | 1974-75 |

Most Consecutive Road Games Won

| | | |
|---|--|---------|
| 9 | | 1981-83 |
| 7 | | 1991 |
| 7 | | 1985-86 |
| 7 | | 1942-43 |

Most Consecutive Road Games Without Defeat

| | | |
|---|-------------|------------|
| 9 | | 1981-83 |
| 8 | W7, 1T | 1942-43 |
| 7 | Three Times | Last: 1991 |

Most Shutout Games Won or Tied, Season

| | | |
|---|------------|------------|
| 4 | All Wins | 1934 |
| 3 | Four Times | Last: 1991 |

Most Consecutive Shutout Games Won or Tied

| | | |
|---|----------------|--|
| 2 | Multiple Times | |
|---|----------------|--|

Largest Margin of Victory

| | | |
|----|------------|------------|
| 45 | vs. Lions | 9/1/1991 |
| 44 | vs. Rams | 1/1/1984 |
| 42 | vs. Bears | 12/15/1974 |
| 42 | at Dodgers | 11/12/1939 |



RECORD BOOK TEAM



OT Games, Played, Season

| | | |
|---|-----------|------------|
| 4 | | 2010 |
| 3 | Two Times | Last: 1999 |

OT Games, Won, Season

| | | |
|---|-----------|------------|
| 3 | | 2010 |
| 2 | Two Times | Last: 2007 |

GAMES LOST

Most Consecutive Games Lost

| | | |
|----|--|---------|
| 17 | | 1960-61 |
| 9 | | 2013-14 |
| 8 | | 1950 |
| 8 | | 1935 |

Most Consecutive Games Without Victory

| | | |
|----|------------|---------|
| 23 | L20, T3 | 1960-61 |
| 9 | All losses | 2013-14 |
| 8 | All losses | 1950 |
| 8 | All losses | 1935 |

Most Games Lost, Season

| | | |
|----|--|------|
| 13 | | 2019 |
| 13 | | 2013 |
| 13 | | 1994 |

Most Consecutive Games Lost, Season

| | | |
|---|--|------|
| 9 | | 1961 |
| 8 | | 2013 |
| 8 | | 1950 |
| 8 | | 1935 |

Most Consecutive Games Lost, Start of Season

| | | |
|---|-------------|------------|
| 9 | | 1961 |
| 7 | | 1998 |
| 5 | Three Times | Last: 1981 |

Most Consecutive Games Lost, End of Season

| | | |
|---|-------------|------------|
| 8 | | 2013 |
| 8 | | 1960 |
| 5 | Three Times | Last: 1978 |

Most Consecutive Games Without Victory, Season

| | | |
|----|------------|------|
| 13 | L9, T1, L3 | 1961 |
| 8 | All losses | 2013 |
| 8 | All losses | 1950 |
| 8 | All losses | 1935 |

Most Consecutive Games Without Victory, Start of Season

| | | |
|----|----------------|------------|
| 13 | L9, T1, L3 | 1961 |
| 7 | All losses | 1998 |
| 5 | Multiple Times | Last: 2019 |

Most Consecutive Games Without Victory, End of Season

| | | |
|---|-------------|------------|
| 8 | | 2013 |
| 8 | | 1960 |
| 5 | Three Times | Last: 1978 |

Most Consecutive Home Games Lost

| | | |
|----|--|---------|
| 10 | | 1960-61 |
| 9 | | 2018-19 |
| 9 | | 1993-94 |
| 8 | | 2011-12 |

Most Consecutive Home Games Without Victory

| | | |
|----|------------|---------|
| 11 | L10, T1 | 1960-61 |
| 9 | All losses | 2018-19 |
| 9 | All losses | 1993-94 |
| 8 | All losses | 2011-12 |

Most Consecutive Road Games Lost

| | | |
|---|------------|---------|
| 9 | L10, T1 | 2014-15 |
| 9 | All losses | 2013-14 |
| 9 | All losses | 2008-09 |
| 9 | All losses | 1960-61 |

Most Consecutive Road Games Without Victory

| | | |
|----|--|---------|
| 18 | | 1959-62 |
| 9 | | 2014-15 |
| 9 | | 2013-14 |
| 9 | | 2008-09 |



RECORD BOOK TEAM



Most Shutout Games Lost or Tied, Season

| | | |
|---|------------|------|
| 5 | L4, T1 | 1933 |
| 5 | L4, T1 | 1932 |
| 4 | L3, T1 | 1935 |
| 4 | All losses | 1934 |

Most Consecutive Shutout Games Lost or Tied

| | | |
|---|----------------|------------|
| 2 | Multiple Times | Last: 1961 |
|---|----------------|------------|

Largest Margin of Defeat

| | | |
|----|------------|---------|
| 73 | vs. Bears | 12/8/40 |
| 59 | vs. Browns | 11/7/54 |
| 53 | vs. Giants | 11/5/61 |

TIE GAMES

Most Tie Games, Season

| | | |
|---|------------|------------|
| 3 | vs. Browns | 1967 |
| 2 | Six times | Last: 1969 |

SCORING

Seasons Leading League, Scoring

| | | |
|---|--|--------------|
| 3 | | 1940, 83, 91 |
|---|--|--------------|

Most Consecutive Seasons Leading League, Scoring

| | | |
|---|-------------|--------------|
| 1 | Three times | 1940, 83, 91 |
|---|-------------|--------------|

POINTS

Most Points, Season

| | | |
|-----|--|------|
| 541 | | 1983 |
| 485 | | 1991 |
| 443 | | 1999 |

Fewest Points, Season

| | | |
|-----|--|------|
| 55 | | 1932 |
| 65 | | 1935 |
| 103 | | 1933 |

Most Points, Game

| | | |
|----|-------------|----------|
| 72 | vs. Giants | 11/27/66 |
| 59 | vs. Yanks | 10/31/48 |
| 56 | vs. Falcons | 11/10/91 |

Most Points, Both Teams, Game

| | | |
|-----|---------------------|----------|
| 113 | WAS [72] - NYG[41] | 11/27/66 |
| 95 | WAS [47] - GB [48] | 10/17/83 |
| 87 | WAS [42] - ARI [45] | 11/22/98 |
| 87 | WAS [42] - PHI [45] | 9/28/47 |

Fewest Points, Both Teams, Game

| | | |
|---|------------|---------|
| 0 | Four Times | 10/1/39 |
|---|------------|---------|

Most Points, Shutout Victory, Game

| | | |
|----|-------------|----------|
| 45 | vs. Lions | 9/1/91 |
| 42 | vs. Bears | 12/15/74 |
| 42 | vs. Dodgers | 11/12/39 |

Most Consecutive Games Scoring Including Playoffs

| | | |
|-----|-------------|---------|
| 129 | vs. Dodgers | 1961-70 |
|-----|-------------|---------|

Most Consecutive Games Scoring, Regular Season

| | | |
|-----|-------------|---------|
| 201 | vs. Dodgers | 1980-93 |
|-----|-------------|---------|

Fewest Points, Shutout Victory, Game

| | | |
|---|-------------|----------|
| 3 | vs. Dodgers | 10/5/41 |
| 6 | vs. Eagles | 10/21/34 |
| 7 | Five times | 11/13/55 |

Most Points Overcome to Win Game

| | | |
|----|----------------|----------|
| 24 | vs. Buccaneers | 10/25/15 |
| 21 | vs. Panthers | 10/3/99 |
| 21 | vs. Lions | 11/4/90 |
| 21 | vs. Cowboys | 11/28/65 |

Most Points Overcome to Tie Game

| | | |
|----|------------------|---------|
| 21 | vs. Philadelphia | 12/3/67 |
|----|------------------|---------|

Most Points, One Half

| | | |
|----|------------------|----------|
| 43 | vs. Lions [2nd] | 11/14/48 |
| 38 | vs. Rams [1st] | 1/1/84 |
| 38 | vs. Giants [2nd] | 11/27/66 |
| 38 | vs. Cardinals | 11/9/58 |



RECORD BOOK TEAM



Most Points, Both Teams, One Half

| | | |
|----|-------------------|----------|
| 65 | Was 38 - NYG 27 | 11/27/66 |
| 55 | Was 13 - CHI 42 | 10/26/47 |
| 52 | Was 14 - Den 38 | 10/27/13 |
| 52 | Was 28 - Car 24 | 10/3/99 |
| 52 | Was 32 - Phi 21 | 10/1/55 |
| 52 | Was 14 - Cards 38 | 10/22/50 |

Most Points, One Quarter

| | | |
|----|-----------------|----------------|
| 35 | Was 32 - Phi 21 | 10/1/55 |
| 28 | Multiple Times | Last: 11/22/12 |

Most Points, Each Quarter

| | | |
|--------|-------------|--------------|
| Q1: 21 | Five times | Last: 1/3/16 |
| Q2: 35 | vs. Broncos | 1/31/88 |
| Q3: 28 | at Eagles | 10/1/55 |
| Q4: 27 | vs. Lions | 11/14/48 |

Most Points, Both Teams, Each Quarter

| | | |
|--------|-----------------|----------------|
| Q1: 28 | WAS 14 - CAR 14 | Last: 11/22/15 |
| Q2: 42 | WAS 21 - PHI 21 | 11/27/83 |
| Q3: 42 | WAS 28 - PHI 14 | 10/1/55 |
| Q4: 37 | WAS 24 - NYG 13 | 11/27/66 |

Most Points, Both Teams, One Quarter

| | | |
|----|-----------------|----------------|
| 42 | WAS 21 - PHI 21 | Last: 11/27/83 |
| 42 | WAS 28 - PHI 14 | 10/1/55 |
| 38 | WAS 17 - ATL 21 | 9/14/03 |

TOUCHDOWNS

Seasons Leading League, Touchdowns

| | | |
|---|--|----------|
| 2 | | 1940, 83 |
|---|--|----------|

Most Touchdowns, Season

| | | |
|----|--|------|
| 63 | | 1983 |
| 56 | | 1991 |
| 54 | | 1999 |

Fewest Touchdowns, Season

| | | |
|----|--|------|
| 8 | | 1932 |
| 9 | | 1935 |
| 14 | | 1933 |

Most Touchdowns, Game

| | | |
|----|-----------|----------|
| 10 | vs. NYG | 11/27/66 |
| 8 | vs. ATL | 11/10/91 |
| 8 | vs. Yanks | 10/31/48 |

Most Touchdowns, Both Teams, Game

| | | |
|----|----------------|----------|
| 16 | WAS 10 - NYG 6 | 11/27/66 |
| 12 | WAS 4 - PHI 8 | 11/15/10 |
| 12 | WAS 6 - PHI 6 | 9/28/47 |

Most Consecutive Games Scoring Touchdowns

| | | |
|----|--|---------|
| 86 | | 1995-00 |
|----|--|---------|

POINTS AFTER TOUCHDOWNS

Most (One-Point) PATs, Season

| | | |
|----|--|------|
| 62 | | 1983 |
| 56 | | 1991 |
| 50 | | 2012 |

Fewest (One-Point) PATs, Season

| | | |
|----|--|------|
| 8 | | 1934 |
| 12 | | 1938 |
| 13 | | 1933 |

Most (One-Point) PATs, Game

| | | |
|---|-----------|----------|
| 9 | vs. NYG | 11/27/66 |
| 8 | vs. ATL | 11/1/91 |
| 8 | vs. Yanks | 10/31/48 |

Most (One-Point) PATs, Both Teams, Game

| | | |
|----|---------------|----------|
| 14 | WAS 9 - NYG 5 | 11/27/66 |
|----|---------------|----------|

Most Two-Point Conversions, Season

| | | |
|---|------------|------------|
| 3 | | 1994 |
| 2 | Nine times | Last: 2018 |

Most Two-Point Conversions, Game

| | | |
|---|------------|---------------|
| 2 | Four Times | Last: 12/9/18 |
|---|------------|---------------|

Most Two-Point Conversions, Both Teams, Game

| | | |
|---|----------------|---------------|
| 2 | Multiple Times | Last: 12/9/18 |
|---|----------------|---------------|



RECORD BOOK TEAM



FIELD GOALS

Seasons Leading League, Field Goals

| | | |
|---|--|------------|
| 8 | | Last: 1992 |
|---|--|------------|

Most Consecutive Seasons Leading League, Field Goals

| | | |
|---|--|---------|
| 2 | | 1976-77 |
|---|--|---------|

Most Field Goals Attempted, Season

| | | |
|----|--|------|
| 49 | | 1971 |
| 47 | | 1983 |
| 43 | | 1991 |

Fewest Field Goals Attempted, Season

| | | |
|---|--|------|
| 5 | | 1940 |
| 7 | | 1949 |
| 7 | | 1948 |
| 7 | | 1943 |

Most Field Goals Attempted, Game

| | | |
|---|----------------|----------------|
| 7 | vs. Oilers | 10/10/71 |
| 6 | Multiple Times | Last: 11/21/10 |

Most Field Goal Attempts, Both Teams, Game

| | | |
|----|---------------|----------|
| 11 | WAS 6 - NYG 5 | 11/14/76 |
| 11 | WAS 6 - CHI 5 | 11/14/71 |
| 10 | WAS 7 - HOU 3 | 10/10/71 |

Most Field Goals, Season

| | | |
|----|--|------|
| 34 | | 2016 |
| 33 | | 1983 |
| 31 | | 2011 |
| 31 | | 1991 |

Fewest Field Goals, Season

| | | |
|---|--|------|
| 0 | | 1935 |
| 0 | | 1932 |

Most Field Goals, Game

| | | |
|---|----------------|---------------|
| 5 | Multiple Times | Last: 9/25/16 |
|---|----------------|---------------|

Most Field Goals, Both Teams, Game

| | | |
|---|---------------|----------|
| 9 | WAS 3 - DAL 6 | 9/26/11 |
| 8 | WAS 3 - BUF 5 | 12/2/07 |
| 8 | WAS 5 - CHI 3 | 11/14/71 |

Most Consecutive Games, Scoring Field Goals

| | | |
|----|--|---------|
| 28 | | 1988-90 |
|----|--|---------|

SAFETIES

Most Safeties, Season

| | | |
|---|----------------|------|
| 3 | WAS 3 - BUF 5 | 1989 |
| 2 | Multiple Times | 2007 |

Most Safeties, Game

| | | |
|---|----------------|----------------|
| 1 | Multiple Times | Last: 10/25/20 |
|---|----------------|----------------|

Most Safeties Allowed, Game

| | | |
|---|---------|----------|
| 2 | vs. NYG | 11/05/61 |
|---|---------|----------|

FIRST DOWNS

Seasons Leading League, First Downs

| | | |
|---|--|------|
| 1 | | 1999 |
|---|--|------|

Most First Downs, Season

| | | |
|-----|--|------|
| 353 | | 1983 |
| 345 | | 1984 |
| 341 | | 2012 |

Fewest First Downs, Season

| | | |
|-----|--|------|
| 95 | | 1935 |
| 112 | | 1943 |
| 133 | | 1944 |

Most First Downs, Game

| | | |
|----|---------|----------|
| 39 | vs. DET | 11/4/90 |
| 35 | vs. CHI | 11/26/89 |
| 34 | vs. DET | 11/15/20 |
| 33 | vs. GB | 10/17/83 |

Fewest First Downs, Game

| | | |
|---|------------|---------|
| 4 | vs. Browns | 11/7/54 |
|---|------------|---------|

Most First Downs, Both Teams, Game

| | | |
|----|-----------------|----------|
| 65 | WAS 30 - CIN 35 | 10/30/16 |
| 57 | WAS 25 - ARI 32 | 11/10/96 |
| 56 | WAS 31 - ARI 25 | 11/22/98 |
| 56 | WAS 33 - GB 23 | 10/17/83 |



RECORD BOOK TEAM



Fewest First Downs, Both Teams, Game

| | | |
|----|---------------|----------|
| 10 | WAS 6 - NYG 4 | 12/11/60 |
|----|---------------|----------|

Most First Downs, Rushing, Season

| | | |
|-----|--|------|
| 165 | | 1983 |
| 154 | | 1984 |
| 147 | | 1985 |

Fewest First Downs, Rushing, Season

| | | |
|----|--|------|
| 55 | | 1961 |
| 55 | | 1943 |
| 59 | | 1962 |
| 59 | | 1944 |

Most First Downs, Rushing, Game

| | | |
|----|---------|----------|
| 17 | vs. DAL | 12/30/12 |
| 15 | vs. CIN | 9/23/12 |
| 15 | vs. HOU | 12/22/02 |
| 15 | vs. IND | 10/27/96 |

Fewest First Downs, Rushing, Game

| | | |
|---|----------------|--------------|
| 0 | Multiple Times | Last: 9/8/19 |
|---|----------------|--------------|

Most First Downs, Rushing, Both Teams, Game

| | | |
|----|-----------------|---------|
| 36 | WAS 11 - PHI 25 | 12/2/51 |
| 31 | WAS 13- DET 18 | 9/30/51 |

Fewest First Downs, Rushing, Both Teams, Game (since 1991)

| | | |
|---|-------------|---------|
| 4 | Three Times | 9/10/17 |
|---|-------------|---------|

Most First Downs, Passing, Season

| | | |
|-----|--|------|
| 226 | | 2016 |
| 217 | | 1989 |
| 204 | | 2015 |

Fewest First Downs, Passing, Season

| | | |
|----|--|------|
| 49 | | 1943 |
| 62 | | 1951 |
| 64 | | 1941 |

Most First Downs, Passing, Game

| | | |
|----|-------------|----------|
| 25 | vs. Lions | 11/4/90 |
| 24 | vs. Bengals | 10/30/16 |
| 23 | vs. Titans | 11/21/10 |

Fewest First Downs, Passing, Game

| | | |
|---|---------------|---------|
| 2 | vs. Cardinals | 9/19/71 |
|---|---------------|---------|

Most First Downs, Passing, Both Teams, Game

| | | |
|----|-----------------|----------|
| 41 | WAS 24 - CIN 17 | 10/30/16 |
| 40 | WAS 17 - HOU 23 | 9/19/10 |
| 39 | WAS 21 - DET 18 | 9/22/13 |

Fewest First Downs, Passing, Both Teams, Game (since 1991)

| | | |
|----|---------------|----------------|
| 8 | WAS 3 - DAL 5 | 12/14/03 |
| 9 | WAS 7 - PHI 2 | 11/25/01 |
| 10 | Three Times | Last: 10/17/04 |

Most First Downs, Penalty, Season

| | | |
|----|--|------|
| 44 | | 2014 |
| 34 | | 1999 |
| 31 | | 2002 |

Fewest First Downs, Penalty, Season

| | | |
|---|---------------|------|
| 4 | WAS 3 - DAL 5 | 1944 |
| 6 | WAS 7 - PHI 2 | 1945 |
| 7 | Three Times | 1964 |

Most First Downs, Penalty, Game

| | | |
|---|----------------|----------------|
| 7 | at ARI | 9/9/18 |
| 7 | vs. TB | 10/25/15 |
| 6 | Multiple Times | Last: 12/20/14 |

Fewest First Downs, Penalty, Game

| | | |
|---|----------------|----------------|
| 0 | Multiple Times | Last: 12/13/20 |
|---|----------------|----------------|

Most First Downs, Penalty, Both Teams, Game

| | | |
|----|---------------|----------------|
| 12 | WAS 4 - CIN 8 | 10/30/16 |
| 12 | WAS 4 - DAL 8 | 12/26/93 |
| 10 | WAS 6 - GB 4 | Last: 10/20/02 |

Fewest First Downs, Penalty, Both Teams, Game

| | | |
|---|----------------|--------------|
| 0 | Multiple Times | Last: 9/8/19 |
|---|----------------|--------------|

NET YARDS GAINED RUSHING AND PASSING

Seasons Leading League, Net Yards Gained

| | | |
|---|--|------|
| 1 | | 1945 |
|---|--|------|



RECORD BOOK TEAM



Most Yards Gained, Season

| | | |
|-------|--|------|
| 6,454 | | 2016 |
| 6,253 | | 1989 |
| 6,139 | | 1983 |

Fewest Yards Gained, Season

| | | |
|-------|--|------|
| 1,432 | | 1932 |
| 2,127 | | 1934 |
| 2,032 | | 1935 |

Most Yards Gained, Game

| | | |
|-----|-----------|----------|
| 676 | at DET | 11/4/90 |
| 625 | vs. Yanks | 10/31/48 |
| 602 | vs. DEN | 1/31/88 |

Fewest Yards Gained, Game

| | | |
|----|---------|----------|
| 64 | at CLE | 11/4/90 |
| 82 | vs. NYG | 10/31/48 |
| 85 | vs. PIT | 12/16/56 |

Most Yards Gained, Both Teams, Game

| | | |
|-------|-------------------|----------|
| 1,045 | WAS 504 - DAL 541 | 9/12/99 |
| 1,031 | WAS 416 - ARI 615 | 11/10/96 |
| 1,027 | WAS 676 - DET 351 | 11/4/90 |

Fewest Yards Gained, Both Teams, Game

| | | |
|-----|------------------|----------|
| 154 | WAS 103 - NYG 51 | 12/11/60 |
|-----|------------------|----------|

Most Consecutive Games, 400 or More Yards Gained [Since 1940]

| | | |
|---|--|---------|
| 3 | | 2016 |
| 3 | | 2015 |
| 3 | | 2013 |
| 3 | | 1983 |
| 3 | | 1981-82 |
| 3 | | 1949 |

Most Consecutive Games, 300 or More Yards Gained [1950]

| | | |
|----|--|---------|
| 19 | | 2015-16 |
|----|--|---------|

RUSHING

Seasons Leading League, Rushing Attempts

| | | |
|---|--|------------------|
| 4 | | 1951, 58, 83, 91 |
|---|--|------------------|

Most Rushing Attempts, Season

| | | |
|-----|--|------|
| 629 | | 1983 |
| 609 | | 1979 |
| 588 | | 1984 |

Fewest Rushing Attempts, Season

| | | |
|-----|--|------|
| 304 | | 1932 |
| 315 | | 1982 |
| 320 | | 1943 |

Most Rushing Attempts, Game

| | | |
|----|-------------|----------|
| 65 | vs. Rams | 11/25/51 |
| 64 | at Steelers | 11/18/51 |

Most Rushing Attempts, Both Teams, Game

| | | |
|----|----------------|----------|
| 99 | WAS 62 - GB 37 | 10/24/48 |
|----|----------------|----------|

Fewest Rushing Attempts, Both Teams, Game

| | | |
|----|-----------------|---------|
| 35 | WAS 23 - PIT 17 | 12/7/20 |
|----|-----------------|---------|

Seasons Leading League, Yards Gained, Rushing

| | | |
|---|--|------------|
| 2 | | 1933, 2012 |
|---|--|------------|

Most Yards Gained Rushing, Season

| | | |
|-------|--|------|
| 2,709 | | 2012 |
| 2,625 | | 1983 |
| 2,523 | | 1985 |

Fewest Yards Gained Rushing, Season

| | | |
|-------|--|------|
| 904 | | 1944 |
| 1,037 | | 1965 |
| 1,069 | | 1943 |

Most Yards Rushing, Both Teams, Game

| | | |
|-----|-------------------|----------|
| 558 | WAS 420 - NYG 138 | 10/8/33 |
| 531 | WAS 255 - CLE 276 | 11/15/59 |

Fewest Yards Gained Rushing, Both Teams, Game [since 1950]

| | | |
|----|------------------|----------|
| 64 | WAS 48 - CHI 16 | 10/25/64 |
| 65 | WAS 77 - PHI -12 | 10/29/61 |
| 66 | WAS 23 - PIT 17 | 12/7/20 |



RECORD BOOK

TEAM



RUSHING - AVERAGE GAIN

Highest Average Gain, Rushing, Season

| | | |
|-----|--|------|
| 5.2 | | 2012 |
| 4.8 | | 2013 |
| 4.8 | | 1933 |

Lowest Average Gain, Rushing, Season

| | | |
|-----|--|------|
| 2.6 | | 1944 |
| 2.7 | | 1941 |
| 2.8 | | 1935 |

RUSHING - TOUCHDOWNS

Seasons Leading League, Touchdowns, Rushing

| | | |
|---|--|------------------|
| 4 | | 1983, 91, 96, 99 |
|---|--|------------------|

Most Touchdowns, Rushing, Season

| | | |
|----|--|------|
| 30 | | 1983 |
| 27 | | 1996 |
| 23 | | 1999 |
| 23 | | 1986 |

Fewest Touchdowns, Rushing, Season

| | | |
|---|------------|------------|
| 4 | | 1977 |
| 4 | | 1932 |
| 5 | Four Times | Last: 1994 |

Most Touchdowns, Rushing, Game

| | | |
|---|--------------|----------|
| 5 | vs. Steelers | 10/15/39 |
| 5 | vs. Browns | 10/13/91 |

Most Touchdowns, Rushing, Both Teams, Game

| | | |
|---|---------------|----------|
| 7 | WAS 2 - BUF 5 | 11/3/96 |
| 7 | WAS 4 - NYG 3 | 11/27/66 |

PASSING - ATTEMPTS

Seasons Leading League, Passing Attempts

| | | |
|---|--|------------------------|
| 6 | | 1937-38, 43-44, 47, 67 |
|---|--|------------------------|

Consecutive Seasons Leading League, Passing Attempts

| | | |
|---|--|----------------|
| 2 | | 1937-38, 43-44 |
|---|--|----------------|

Most Passes Attempted, Season

| | | |
|-----|--|------|
| 611 | | 2013 |
| 607 | | 2016 |
| 605 | | 2010 |

Fewest Passes Attempted, Season

| | | |
|-----|--|------|
| 92 | | 1932 |
| 106 | | 1933 |
| 138 | | 1934 |

Most Passes Attempted, Game

| | | |
|----|------------------|----------|
| 63 | vs. Lions [43] | 11/4/90 |
| 63 | vs. Raiders [32] | 10/29/89 |
| 60 | vs. Giants [28] | 11/23/97 |

Fewest Passes Attempted, Game

| | | |
|----|-------------|--------------------|
| 7 | Three Times | Last: NYG 12/11/60 |
| 10 | vs. Cowboys | 10/3/71 |

Most Pass Attempts, Both Teams, Game

| | | |
|-----|-----------------|----------|
| 100 | WAS 40 - SF 60 | 11/17/86 |
| 98 | WAS 56 - CIN 42 | 10/30/16 |
| 95 | WAS 49 - GB 46 | 10/10/10 |
| 95 | WAS 36 - ARI 59 | 11/10/96 |

Most Consecutive Passes Attempted, No Interceptions [reg. season]

| | | |
|-----|--|---------|
| 379 | | 2007-08 |
|-----|--|---------|

PASSING - COMPLETIONS

Seasons Leading League, Passing Completions

| | | |
|---|--|----------------------------|
| 9 | | 1937, 41, 43-45, 47-49, 67 |
|---|--|----------------------------|

Consecutive Seasons Leading League, Passing Completions

| | | |
|---|--|----------------|
| 3 | | 1943-45, 47-49 |
|---|--|----------------|

Most Passes Completed, Season

| | | |
|-----|--|------|
| 407 | | 2016 |
| 389 | | 2020 |
| 386 | | 2015 |

Fewest Passes Completed, Season

| | | |
|----|--|------|
| 33 | | 1933 |
| 44 | | 1934 |



RECORD BOOK

TEAM



Most Passes Completed, Game

| | | |
|----|--------------|----------|
| 43 | at Lions | 11/4/90 |
| 41 | at Cowboys | 11/24/16 |
| 38 | at Lions | 11/15/20 |
| 38 | vs. Seahawks | 12/20/20 |
| 38 | at Bengals | 10/30/16 |

Fewest Passes Completed, Game

| | | |
|---|------------|----------|
| 0 | vs. Giants | 12/11/60 |
|---|------------|----------|

Most Passes Completed, Both Teams, Game

| | | |
|----|-----------------|----------|
| 68 | WAS 31 - PHI 37 | 12/26/15 |
| 66 | WAS 28 - HOU 38 | 9/19/10 |
| 65 | WAS 38 - CIN 27 | 10/30/16 |
| 65 | WAS 30 - NO 35 | 12/6/09 |

Fewest Passes Completed, Both Teams, Game [since 1950]

| | | |
|----|---------------|----------|
| 6 | WAS 0 - NYG 6 | 12/11/60 |
| 8 | WAS 5 - PIT 3 | 11/18/51 |
| 11 | WAS 3 - PIT 8 | 10/18/59 |

PASSING - YARDS GAINED

Seasons Leading League, Passing Yardage

| | |
|---|---------------------------------|
| 8 | 1938, 40, 44, 47-48, 67, 74, 89 |
|---|---------------------------------|

Most Consecutive Seasons Leading League, Passing Yardage

| | |
|---|---------|
| 2 | 1947-48 |
|---|---------|

Most Net Yards Gained, Passing, Season

| | |
|-------|------|
| 4,758 | 2016 |
| 4,349 | 1989 |
| 4,136 | 1988 |

Fewest Net Yards Gained, Passing, Season

| | |
|-----|------|
| 216 | 1932 |
| 459 | 1934 |
| 514 | 1933 |

Most Net Yards Gained, Passing, Game

| | | |
|-----|-----------|----------|
| 501 | vs. Yanks | 10/31/48 |
| 482 | at Lions | 11/4/90 |
| 454 | at 49ers | 12/26/99 |

Fewest Yards Gained, Passing Game

| | | |
|-----|--------------|----------|
| -32 | at Steelers | 11/27/55 |
| -28 | vs. Steelers | 12/7/58 |
| -13 | vs. Steelers | 10/18/59 |

Most Yards Gained, Passing, Both Teams, Game

| | | |
|-----|-------------------|----------|
| 871 | WAS 403 - HOU 468 | 9/19/10 |
| 849 | WAS 378 - MIN 471 | 11/2/86 |
| 821 | WAS 316 - NYG 505 | 10/28/62 |

Fewest Yards Gained, Passing, Both Teams, Game [since 1950]

| | | |
|-----|-----------------|----------|
| 52 | WAS 0 - NYG 52 | 12/11/60 |
| 95 | WAS 50 - PIT 45 | 11/18/51 |
| 100 | WAS 23 - PIT 77 | 10/18/59 |

PASSING - TIMES SACKED

Seasons Leading League, Fewest Times Sacked [since 1982]

| | |
|---|------|
| 1 | 1991 |
|---|------|

Most Times Sacked, Season

| | |
|----|------|
| 61 | 1998 |
| 58 | 2014 |
| 52 | 1985 |
| 52 | 1977 |

Fewest Times Sacked, Season

| | |
|----|------|
| 9 | 1991 |
| 11 | 1972 |
| 17 | 1971 |

Most Times Sacked, Game

| | | |
|----|---------------|----------|
| 10 | at Bills | 10/30/11 |
| 9 | vs. Cardinals | 11/19/78 |
| 9 | vs. Cardinals | 10/4/64 |

Most Times Sacked, Both Teams, Game

| | | |
|----|----------------|----------|
| 13 | WAS 10 - JAX 3 | 9/14/14 |
| 13 | WAS 4 - STL 9 | 12/21/80 |
| 13 | WAS 8 - DAL 5 | 12/9/84 |



RECORD BOOK

TEAM



PASSING - COMPLETION PERCENTAGE

Seasons Leading League, Completion Percentage

| | | |
|----|--|--|
| 11 | | 1937, 39-40, 42-25, 47-48, 69-70, 2015 |
|----|--|--|

Consecutive Seasons Leading League, Completion Percentage

| | | |
|---|--|---------|
| 4 | | 1942-45 |
|---|--|---------|

Highest Completion Percentage, Season

| | | |
|------|--------------------|------|
| 69.5 | 555 att./386 comp. | 2015 |
| 67.1 | 607 att./407 comp. | 2016 |
| 66.5 | 547 att./364 comp. | 2014 |

Lowest Completion Percentage, Season

| | | |
|------|-------------------|------|
| 18.5 | 92 att./17 comp. | 1932 |
| 25.4 | 138 att./35 comp. | 1934 |
| 27.4 | 175 att./48 comp. | 1935 |

PASSING - TOUCHDOWNS

Most Touchdowns, Passing, Season

| | | |
|----|--|------|
| 33 | | 1988 |
| 31 | | 1967 |
| 30 | | 2015 |
| 30 | | 1991 |

Fewest Touchdowns, Passing, Season

| | | |
|---|--|------|
| 1 | | 1933 |
| 1 | | 1932 |

Most Touchdowns, Passing, Game

| | | |
|---|---------------|----------|
| 6 | vs. Falcons | 11/10/91 |
| 6 | vs. Cardinals | 11/23/47 |
| 6 | at Brooklyn | 10/31/43 |

Most Touchdown Passes, Both Teams, Game

| | | |
|----|---------------|----------|
| 11 | WAS 4 - NYG 7 | 10/28/62 |
| 9 | WAS 5 - CHI 4 | 11/9/58 |
| 9 | WAS 3 - LAR 6 | 12/11/49 |

PASSING - HAD INTERCEPTED

Most Passes Had Intercepted, Season

| | | |
|----|--|------|
| 35 | | 1935 |
| 34 | | 1963 |
| 32 | | 1954 |

Fewest Passes Had Intercepted, Season

| | | |
|---|--|------|
| 6 | | 2008 |
| 8 | | 2012 |
| 9 | | 1982 |

Most Passes Had Intercepted, Game

| | | |
|---|--------------|----------|
| 8 | vs. Bears | 12/8/40 |
| 7 | vs. Eagles | 12/21/75 |
| 7 | at Giants | 12/8/63 |
| 7 | vs. Steelers | 12/3/50 |

Most Passes Had Intercepted, Both Teams, Game

| | | |
|----|---------------|---------|
| 11 | WAS 7 - NYG 4 | 12/8/63 |
| 11 | WAS 6 - PIT 5 | 12/1/35 |
| 11 | PHI 7 - WAS 4 | 11/3/35 |

PUNTING

Seasons Leading League [Average Distance]

| | | |
|---|--|------------|
| 8 | | Last: 2019 |
|---|--|------------|

Most Consecutive Seasons Leading League [Average Distance]

| | | |
|---|--|---------|
| 4 | | 1940-43 |
|---|--|---------|

Most Punts, Season

| | | |
|-----|--|------|
| 113 | | 1934 |
| 112 | | 1935 |
| 103 | | 2004 |
| 103 | | 1978 |

Fewest Punts, Season [since 1940]

| | | |
|----|--|------|
| 33 | | 1945 |
| 45 | | 1946 |
| 48 | | 1958 |



RECORD BOOK TEAM



Most Punts, Game

| | | |
|----|------------|----------|
| 14 | vs. Eagles | 11/5/39 |
| 13 | vs. Giants | 11/28/97 |
| 12 | vs. Eagles | 10/4/42 |

Fewest Punts, Game

| | | |
|---|----------------|------------------------|
| 0 | Multiple Times | Last: vs. ARI 11/05/00 |
|---|----------------|------------------------|

Most Punts, Both Teams, Game

| | | |
|----|-----------------|---------|
| 28 | WAS 14 - PHI 14 | 11/5/39 |
|----|-----------------|---------|

Fewest Punts, Both Teams, Game

| | | |
|---|---------------|----------|
| 2 | WAS 1 - NO 1 | 11/18/90 |
| 2 | WAS 1 - GB 1 | 10/17/83 |
| 2 | WAS 1 - PHI 1 | 9/17/67 |

PUNTING - AVERAGE DISTANCE

Highest Average Distance, Punting, Season [since 1939]

| | | |
|------|--|------|
| 49.6 | | 2019 |
| 48.0 | | 2020 |
| 46.9 | | 2014 |

Lowest Average Distance, Punting, Season [since 1939]

| | | |
|------|--|------|
| 34.5 | | 1962 |
| 37.3 | | 1982 |
| 37.5 | | 1990 |

PUNT RETURNS

Seasons Leading League [Average Return]

| | | |
|---|--|---------------------|
| 5 | | 1957, 63, 76, 94-95 |
|---|--|---------------------|

Most Consecutive Seasons Leading League [Average Return]

| | | |
|---|--|---------|
| 2 | | 1994-95 |
|---|--|---------|

Most Punts Returns, Season

| | | |
|----|--|------|
| 61 | | 1975 |
| 57 | | 1977 |
| 56 | | 1987 |

Fewest Punt Returns, Season

| | | |
|----|--|------|
| 15 | | 1960 |
| 17 | | 2018 |
| 22 | | 2003 |

22

2019

Most Punt Returns, Game

| | | |
|----|---------------|----------|
| 11 | at Buccaneers | 10/9/77 |
| 10 | at Saints | 12/26/82 |

Most Punt Returns, Both Teams, Game

| | | |
|----|---------------|----------|
| 16 | WAS 11 - TB 5 | 10/9/77 |
| 15 | WAS 10 - NO 5 | 12/26/82 |

PUNT RETURN - FAIR CATCHES

Fewest Fair Catches, Season

| | | |
|---|--|------|
| 2 | | 1984 |
| 2 | | 1982 |
| 4 | | 1981 |
| 4 | | 1968 |

Most Fair Catches, Season

| | | |
|----|--|------|
| 28 | | 2005 |
| 27 | | 2014 |
| 26 | | 2020 |

Most Fair Catches, Game

| | | |
|---|------------------|----------|
| 5 | at San Francisco | 12/13/20 |
| 5 | at Cardinals | 10/12/14 |
| 5 | vs. Steelers | 11/3/08 |
| 5 | vs. Cardinals | 9/14/97 |

PUNT RETURNS - YARDS GAINED

Most Yards, Punt Returns, Season

| | | |
|-----|--|------|
| 688 | | 1976 |
| 675 | | 1941 |
| 615 | | 1987 |

Fewest Yards, Punt Returns, Season

| | | |
|-----|--|------|
| 45 | | 1970 |
| 65 | | 1960 |
| 104 | | 2019 |



RECORD BOOK

TEAM



Most Yards, Punt Returns, Game

| | | |
|-----|--------------|----------|
| 155 | vs. Rams | 9/21/63 |
| 146 | vs. Steelers | 11/21/65 |
| 142 | vs. Giants | 10/11/87 |

Fewest Yards, Punt Returns, Game

| | | |
|------|------------|----------|
| -28* | at Cowboys | 12/11/66 |
| -10 | at Bills | 11/3/96 |
| -9 | at Eagles | 11/10/68 |

Most Yards, Punt Returns, Both Teams, Game

| | | |
|-----|-----------------|---------|
| 177 | WAS 0 - KC 177 | 12/8/13 |
| 177 | WAS 55 - GB 122 | 9/24/50 |

Fewest Yards, Punt Returns, Both Teams, Game [since 1941]

| | | |
|----|---------------------|----------|
| -9 | WAS [-9] - PHI [0] | 11/15/10 |
| -8 | WAS [-2] - PHI [-6] | 10/5/80 |
| -8 | WAS [-8] - NYG [0] | 10/13/46 |

PUNT RETURN - AVERAGE YARDS

Highest Average, Punt Returns, Season [since 1941]

| | | |
|------|--|------|
| 15.0 | | 1941 |
| 14.1 | | 1994 |
| 13.3 | | 1991 |

Lowest Average, Punt Returns, Season [since 1941]

| | | |
|-----|--|------|
| 1.7 | | 1970 |
| 4.0 | | 1959 |
| 4.3 | | 1960 |

PUNT RETURN - TOUCHDOWNS

Most Touchdowns, Punt Returns, Season

| | | |
|---|--|------|
| 3 | | 1941 |
|---|--|------|

Most Touchdowns, Punt Returns, Game

| | | |
|---|----------------|----------------------|
| 1 | Multiple Times | Last: at BAL 10/9/16 |
|---|----------------|----------------------|

Most Touchdowns, Punt Returns, Both Teams, Game

| | | |
|----|---------------|---------|
| 2* | WAS 1 - PHI 1 | 11/9/52 |
|----|---------------|---------|

KICK RETURNS

Seasons Leading League [Average Return]

| | | |
|----|--|--------------------------------|
| 8* | | 1942, 47, 62-63, 73-74, 81, 95 |
|----|--|--------------------------------|

Most Consecutive Seasons Leading League [Average Return]

| | | |
|---|--|----------------|
| 2 | | 1962-62, 73-74 |
|---|--|----------------|

Most Kickoff Returns, Season

| | | |
|----|--|------|
| 78 | | 2003 |
| 74 | | 1988 |
| 73 | | 2010 |
| 73 | | 2006 |

Fewest Kickoff Returns, Season

| | | |
|----|--|------|
| 23 | | 1942 |
| 26 | | 1943 |
| 27 | | 2016 |

Most Kickoff Returns, Game

| | | |
|---|-------------|----------------------|
| 9 | Three Times | Last: at GB 10/17/83 |
| 6 | 16 times | Last: vs. KC 12/8/13 |

Most Kickoff Returns, Both Teams, Game

| | | |
|----|----------------|----------|
| 19 | WAS 7 - NYG 12 | 11/27/66 |
| 17 | WAS 9 - GB 8 | 10/17/83 |

KICK RETURN - YARDS GAINED

Most Yards, Kickoff Returns, Season

| | | |
|-------|--|------|
| 1,720 | | 1962 |
| 1,718 | | 1963 |
| 1,685 | | 1994 |

Fewest Yards, Kickoff Returns, Season [since 1941]

| | | |
|-----|--|------|
| 570 | | 2016 |
| 570 | | 2018 |
| 580 | | 1941 |

Most Yards, Kickoff Returns, Game

| | | |
|-----|------------|----------|
| 239 | vs. Giants | 11/25/62 |
| 236 | vs. Browns | 10/15/63 |
| 236 | vs. Eagles | 9/28/47 |



RECORD BOOK TEAM



Most Yards, Kickoff Returns, Both Teams, Game

| | | |
|-----|-------------------|----------|
| 453 | WAS 236 - PHI 217 | 9/28/47 |
| 401 | WAS 193 - GB 208 | 10/17/83 |

KICK RETURNS - AVERAGE YARDS

Highest Average, Kickoff Returns, Season [since 1941]

| | | |
|------|----------------------|------|
| 28.2 | 61 returns/1720 yds. | 1962 |
| 27.8 | 23 returns/640 yds. | 1942 |
| 26.8 | 64 returns/1718 yds. | 1963 |

Lowest Average, Kickoff Returns, Season [since 1941]

| | | |
|------|---------------------|------|
| 18.0 | 62 returns/1113 yds | 1990 |
| 18.3 | 23 returns/640 yds. | 1988 |
| 18.4 | 37 returns/682 yds. | 1944 |

KICK RETURN - TOUCHDOWNS

Most Touchdowns, Kickoff Returns, Season

| | | |
|---|------------|------------|
| 2 | Four Times | Last: 2015 |
|---|------------|------------|

Most Touchdowns, Kickoff Returns, Game

| | | |
|---|----------------|------------------------|
| 1 | Multiple Times | Last: vs. DET 11/24/19 |
|---|----------------|------------------------|

Most Touchdowns, Kickoff Returns, Both Teams, Game

| | | |
|---|---------------|---------|
| 2 | WAS 1 - PHI 1 | 9/28/47 |
| 2 | WAS 1 - PHI 1 | 11/1/42 |

FUMBLES

Fewest Fumbles, Season

| | | |
|----|--|------|
| 13 | | 1983 |
| 14 | | 1990 |
| 15 | | 1982 |

Most Fumbles, Season

| | | |
|----|--|------|
| 36 | | 1976 |
| 35 | | 2007 |
| 35 | | 1980 |

Most Fumbles, Game

| | | |
|---|--------------|----------|
| 8 | at Raiders | 10/29/89 |
| 8 | vs. Pirates | 11/14/37 |
| 7 | vs. Chargers | 9/9/01 |

Most Fumbles, Both Teams, Game

| | | |
|----|---------------|----------|
| 13 | WAS 4 - ARI 9 | 10/25/76 |
| 13 | WAS 6 - NYG 7 | 11/5/50 |
| 13 | WAS 8 - PIT 5 | 11/14/37 |

FUMBLES LOST

Most Fumbles Lost, Season

| | | |
|----|--|------|
| 23 | | 1976 |
| 21 | | 1988 |

Fewest Fumbles Lost, Season

| | | |
|---|--|------|
| 4 | | 2018 |
| 6 | | 2012 |
| 6 | | 1990 |

Most Fumbles Lost, Game

| | | |
|---|------------|----------|
| 5 | at Falcons | 12/15/13 |
| 5 | at Oilers | 10/30/88 |

FUMBLES RECOVERED

Most Fumbles Recovered, Season, Own and Opponents'

| | | |
|----|------------------------|------|
| 40 | [own 18, opponents 22] | 1984 |
| 35 | [own 13, opponents 22] | 1976 |

Fewest Fumbles Recovered, Season, Own and Opponents'

| | | |
|----|----------------|------|
| 12 | [6 own, 6 opp] | 1994 |
|----|----------------|------|

Most Fumbles Recovered, Game, Own and Opponents

| | | |
|-----|------------------------|----------|
| 10* | vs. STL [2 own, 8 opp] | 10/25/76 |
|-----|------------------------|----------|

Fewest Own Fumbles Recovered, Season

| | | |
|---|--|------|
| 2 | | 1958 |
|---|--|------|

Most Own Fumbles Recovered, Season

| | | |
|----|--|------|
| 26 | | 1940 |
|----|--|------|

Fewest Opponents' Fumbles Recovered, Season [since 1945]

| | | |
|---|--|------|
| 5 | | 2008 |
|---|--|------|

Most Opponents' Fumbles Recovered, Season

| | | |
|----|--|------|
| 26 | | 1983 |
|----|--|------|



RECORD BOOK

TEAM



FUMBLES RECOVERED FOR TOUCHDOWNS

Most Touchdowns, Fumbles Recovered, Season, Own and Opponents'

| | | |
|---|------------|------------|
| 3 | Five Times | Last: 2012 |
|---|------------|------------|

Most Touchdowns, Fumbles Recovered, Game, Own and Opponents'

| | | |
|---|--------------|----------|
| 2 | at Vikings | 11/29/84 |
| 2 | vs. Chargers | 9/16/73 |

TURNOVERS

Most Turnovers, Season

| | | |
|----|--|------|
| 46 | | 1988 |
| 46 | | 1975 |

Fewest Turnovers, Season

| | | |
|----|--|------|
| 14 | | 2012 |
| 16 | | 1982 |
| 17 | | 2006 |

Most Turnovers, Game

| | | |
|----|------------|---------|
| 10 | at Glants | 12/8/63 |
| 10 | vs. Giants | 12/4/38 |
| 9 | vs. Bears | 12/8/40 |

Fewest Turnovers, Game

| | | |
|---|----------------|-------------------|
| 0 | Multiple times | Last: PIT 12/7/20 |
|---|----------------|-------------------|

Most Turnovers, Both Teams, Game

| | | |
|----|----------------|---------|
| 15 | WAS 10 - NYG 5 | 12/8/63 |
|----|----------------|---------|

Highest Turnover/Takeaway Ratio, Season

| | | |
|-----|--|------|
| +43 | | 1983 |
| +22 | | 1979 |
| +22 | | 1964 |

Lowest Turnover/Takeaway Ratio, Season

| | | |
|-----|--|------|
| -24 | | 1988 |
| -22 | | 1963 |
| -19 | | 1954 |

PENALTIES

Seasons Leading League, Fewest Penalties

| | | |
|---|--|-----------------|
| 4 | | 1954, 57-58, 85 |
|---|--|-----------------|

Most Consecutive Seasons Leading League, Fewest Penalties

| | | |
|---|--|---------|
| 2 | | 1957-58 |
|---|--|---------|

Seasons Leading League, Most Penalties

| | | |
|---|--|----------|
| 2 | | 1945, 48 |
|---|--|----------|

Fewest Penalties, Season

| | | |
|----|--|------|
| 21 | | 1935 |
| 40 | | 1958 |

Most Penalties, Season

| | | |
|-----|--|------|
| 124 | | 2003 |
| 122 | | 1948 |
| 120 | | 2014 |

Fewest Penalties, Game

| | | |
|---|----------------|-----------------------|
| 0 | Multiple Times | last vs. CAR 11/16/03 |
|---|----------------|-----------------------|

Most Penalties, Game

| | | |
|----|--------------|----------|
| 17 | vs. Giants | 9/21/03 |
| 17 | vs. Steelers | 10/10/48 |
| 16 | vs. Giants | 10/3/48 |
| 16 | vs. Eagles | 11/2/47 |
| 16 | vs. Yanks | 11/11/45 |

Fewest Penalties, Both Teams, Game

| | | |
|---|---------------|----------|
| 0 | WAS 0 - BKN 0 | 9/27/36 |
| 2 | WAS 0 - MIN 2 | 12/22/73 |

Most Penalties, Both Teams, Game

| | | |
|----|-----------------|---------|
| 32 | WAS 17 - NYG 15 | 9/21/03 |
|----|-----------------|---------|

YARDS PENALIZED

Seasons Leading League, Fewest Yards Penalized

| | | |
|----|--|------------------------------------|
| 10 | | 1935, 53-54, 56-58, 70, 85, 95, 97 |
|----|--|------------------------------------|

Most Consecutive Seasons Leading League, Fewest Yards Penalized

| | | |
|---|--|---------|
| 3 | | 1956-58 |
|---|--|---------|



RECORD BOOK TEAM



Fewest Yards Penalized, Season

| | | |
|-----|--|------|
| 166 | | 1935 |
| 275 | | 1936 |
| 321 | | 1957 |

Most Yards Penalized, Season

| | | |
|-------|--|------|
| 1,130 | | 2014 |
| 1,110 | | 1948 |
| 1,047 | | 2004 |

Fewest Yards Penalized, Game

| | | |
|---|----------------|------------------------|
| 0 | Multiple times | Last: vs. CAR 11/16/03 |
|---|----------------|------------------------|

Most Yards Penalized, Game

| | | |
|-----|--------------|----------|
| 178 | vs. Giants | 9/26/71 |
| 160 | vs. Steelers | 10/10/48 |
| 147 | vs. Falcons | 11/5/18 |

Most Yards Penalized, Both Teams, Game

| | | |
|-----|-------------------|---------|
| 226 | WAS 142 - ARI 124 | 11/8/53 |
|-----|-------------------|---------|

DEFENSIVE RECORDS

SCORING

Most Seasons Leading League, Fewest Points Allowed

| | | |
|---|--|----------|
| 2 | | 1943, 82 |
|---|--|----------|

Fewest Points Allowed, Season

| | | |
|----|--|------|
| 79 | | 1932 |
| 94 | | 1939 |
| 94 | | 1934 |

Fewest Points Allowed, Game

| | | |
|---|----------------|-----------------------|
| 0 | Multiple times | Last: vs. PHI 9/30/91 |
|---|----------------|-----------------------|

Most Points Allowed, Season

| | | |
|-----|--|------|
| 478 | | 2013 |
| 438 | | 2014 |
| 435 | | 2019 |

Most Points Allowed, Game

| | | |
|----|------------|----------|
| 73 | vs. Bears | 12/8/40 |
| 62 | vs. Browns | 11/7/54 |
| 59 | vs. Eagles | 11/15/10 |

Most Points Allowed, One Half

| | | |
|----|------------------|----------|
| 45 | vs. Eagles [1st] | 11/15/10 |
| 45 | vs. Bears [2nd] | 12/8/40 |
| 42 | vs. Bears [2nd] | 10/26/47 |

Most Points Allowed, One quarter

| | | |
|----|---------------------|----------|
| 31 | vs. Broncos [4th] | 10/27/13 |
| 31 | vs. Bears [2nd] | 9/29/85 |
| 28 | vs. Eagles [1st] | 11/15/10 |
| 28 | vs. Chiefs [2nd] | 9/30/01 |
| 28 | vs. Cardinals [2nd] | 10/22/50 |

Fewest Touchdowns Allowed, Season

| | | |
|----|--|------|
| 10 | | 1934 |
| 11 | | 1932 |
| 11 | | 1942 |

Fewest Touchdowns Allowed, Game

| | | |
|---|----------------|------------------------|
| 0 | Multiple times | Last: vs. DAL 10/25/20 |
|---|----------------|------------------------|

Most Touchdowns Allowed, Season

| | | |
|----|--|------|
| 59 | | 2013 |
| 57 | | 1954 |
| 53 | | 2014 |

POINTS AFTER TOUCHDOWN

Fewest PATs Allowed, Season

| | | |
|----|--|------|
| 12 | | 1942 |
| 14 | | 1982 |
| 16 | | 1945 |

Most PATs Allowed, Season

| | | |
|----|--|------|
| 59 | | 2013 |
| 54 | | 1954 |
| 50 | | 2014 |



RECORD BOOK

TEAM



Most PATs Allowed, Game

| | | |
|---|----------------|------------------------|
| 8 | Multiple times | Last: vs. PHI 11/15/10 |
|---|----------------|------------------------|

FIELD GOALS

Fewest Field Goals Allowed, Season

| | | |
|---|--|------|
| 1 | | 1945 |
| 2 | | 1943 |
| 3 | | 1948 |
| 3 | | 1946 |

Most Field Goals Allowed, Season

| | | |
|----|--|------|
| 34 | | 2017 |
| 34 | | 2011 |

Most Field Goals Allowed, Game

| | | |
|---|-------------|------------------------|
| 6 | vs. Cowboys | 9/26/11 |
| 5 | Six times | Last: vs. ARI 12/17/17 |

FIRST DOWNS

Fewest First Downs Allowed, Season

| | | |
|----|--|------|
| 79 | | 1935 |
| 82 | | 1937 |

Most First Downs Allowed, Season

| | | |
|-----|--|------|
| 368 | | 2016 |
| 358 | | 1996 |

Most First Downs Allowed, Game

| | | |
|----|---------------------|----------|
| 35 | at Bengals [London] | 10/30/16 |
| 34 | at Patriots | 10/28/07 |

Fewest First Downs Allowed, Rushing, Season

| | | |
|----|--|------|
| 47 | | 1982 |
| 52 | | 1942 |

Most First Downs Allowed, Rushing, Season

| | | |
|-----|--|------|
| 149 | | 1969 |
| 146 | | 1996 |

Most First Downs Allowed, Rushing, Game

| | | |
|----|------------|---------|
| 25 | vs. Eagles | 12/2/51 |
| 21 | at Bills | 11/3/96 |

Fewest First Downs Allowed, Passing, Season

| | | |
|----|--|------|
| 34 | | 1943 |
| 39 | | 1945 |

Most First Downs Allowed, Passing, Season

| | | |
|-----|--|------|
| 225 | | 2016 |
| 223 | | 2012 |

Most First Downs Allowed, Passing, Game

| | | |
|----|------------|---------|
| 24 | at Saints | 9/11/94 |
| 24 | vs. Eagles | 9/17/89 |

Fewest First Downs Allowed, Penalty, Season

| | | |
|---|--|------|
| 3 | | 1957 |
|---|--|------|

Most First Downs Allowed, Penalty, Season

| | | |
|----|--|------|
| 36 | | 1965 |
| 35 | | 2014 |

Most First Downs Allowed, Penalty, Game

| | | |
|---|---------------------|----------|
| 8 | at Bengals [London] | 10/30/16 |
|---|---------------------|----------|

NET YARDS GAINED RUSHING AND PASSING

Most Seasons Leading League, Fewest Yards Allowed

| | | |
|---|--|-----------------|
| 5 | | 1935-37, 39, 46 |
|---|--|-----------------|

Most Consecutive Seasons Leading League, Fewest Yards Allowed

| | | |
|----|--|---------|
| 3* | | 1935-37 |
|----|--|---------|

Fewest Yards Allowed, Season

| | | |
|-------|--|------|
| 1,926 | | 1935 |
| 1,941 | | 1942 |

Fewest Yards Allowed, Game

| | | |
|----|------------------------------|----------|
| 51 | vs. Giants [-1 rush/52 pass] | 12/11/60 |
| 51 | vs. Giants [1 rush/50 pass] | 9/27/42 |

Most Yards Allowed, Season

| | | |
|-------|--|------|
| 6,228 | | 2010 |
| 6,090 | | 2015 |

Most Yards Allowed, Game

| | | |
|-----|-----------------------------------|------|
| 625 | vs. Yanks [124 rush/501 pass] | 1948 |
| 615 | vs. Cardinals [108 rush/507 pass] | 1996 |



RECORD BOOK

TEAM



RUSHING

Most Seasons Leading League, Fewest Yards Allowed

4

1935-36, 41, 83

Most Consecutive Seasons Leading League, Fewest Yards Allowed

2

1935-36

Fewest Yards Allowed, Rushing, Season

848

1942

946

1982

Fewest Yards Allowed, Rushing, Game

-29

vs. Rams

10/11/42

-12

vs. Eagles

10/29/61

Most Yards Allowed, Rushing, Season

2,526

1978

2,524

1980

Most Yards Allowed, Rushing, Game

382

vs. Bears

12/8/40

376

vs. Eagles

11/21/48

Fewest Rushing Attempts Allowed, Season

247

1982

329

1933

Most Rushing Attempts Allowed, Season

625

1978

585

1980

Most Rushing Attempts Allowed, Game

64

Three times

Last: vs. Eagles 12/2/51

Fewest Touchdowns Allowed, Rushing, Season

3

1937

3

1936

Most Touchdowns Allowed, Rushing, Season

26

1969

24

Twice

Last: 1998

Most Touchdowns Allowed, Rushing, Game

5

Four times

Last: at Bills 11/3/96

PASSING

Most Seasons Leading League, Fewest Yards Allowed

7

1939, 42, 45, 52-53, 80, 85

Most Consecutive Seasons Leading League, Fewest Yards Allowed

2

1952-53

Fewest Yards Allowed, Passing, Season

682

1934

928

1935

Fewest Yards Allowed, Passing, Game

-12

vs. Cardinals

11/21/80

-3

vs. Giants

10/1/39

Most Yards Allowed Passing, Season

4,511

2012

4,187

2010

Most Yards Allowed, Passing, Game

507

vs. Cardinals

11/10/96

505

at Giants

10/28/62

Fewest Touchdowns Allowed, Passing, Season

4

1934

5

1942

Most Touchdowns Allowed, Passing, Season

37

1961

35

2014

Most Touchdowns Allowed, Passing, Game

7

at Giants

10/28/62

7

vs. Eagles

10/17/54

Fewest Pass Attempts Allowed, Season

159

1934

162

1933

Fewest Pass Attempts Allowed, Game

1

vs. Giants

9/27/42

8

at Cowboys

12/10/00

Most Pass Attempts Allowed, Season

636

2012



RECORD BOOK

TEAM



| | | |
|-----|--|------|
| 602 | | 2007 |
|-----|--|------|

Most Pass Attempts Allowed, Game

| | | |
|----|------------|----------|
| 63 | vs. Bears | 10/31/99 |
| 62 | at Cowboys | 11/22/12 |

Fewest Pass Completions Allowed, Season

| | | |
|----|--|------|
| 45 | | 1934 |
| 62 | | 1936 |

Fewest Pass Completions Allowed, Game

| | | |
|---|------------|-----------------------|
| 0 | vs. Eagles | 10/18/36 |
| 1 | Twice | Last: vs. NYG 9/27/42 |

Most Pass Completions Allowed, Season

| | | |
|-----|--|------|
| 393 | | 2012 |
| 387 | | 2016 |

Most Pass Completions Allowed, Game

| | | |
|----|------------|-----------------------|
| 38 | vs. Texans | 9/19/10 |
| 37 | Five times | Last: at PHI 12/26/15 |

SACKS

Most Sacks, Season

| | | |
|----|--|------|
| 66 | | 1984 |
| 55 | | 1986 |

Fewest Sacks, Season

| | | |
|----|--|------|
| 18 | | 1969 |
| 19 | | 2006 |

Most Sacks, Game

| | | |
|----|---------------|----------|
| 10 | vs. Jaguars | 9/14/14 |
| 10 | at Buccaneers | 10/9/77 |
| 9 | at Cardinals | 12/21/80 |

Most Opponents' Yards Lost Attempting to Pass, Season

| | | |
|-----|--|------|
| 529 | | 1984 |
| 424 | | 1987 |
| 424 | | 1986 |

Most Opponents' Yards Lost Attempting to Pass, Game

| | | |
|----|---------------|----------|
| 99 | at Buccaneers | 10/9/77 |
| 91 | vs. Browns | 10/30/60 |

Fewest Opponents' Yards Lost Attempting to Pass, Season

| | | |
|-----|--|------|
| 95 | | 2006 |
| 110 | | 1956 |

INTERCEPTIONS

Most Seasons Leading League, Interceptions

| | | |
|---|--|--------------|
| 3 | | 1964, 71, 83 |
|---|--|--------------|

Most Passes Intercepted By, Season

| | | |
|----|--|------|
| 34 | | 1983 |
| 34 | | 1966 |
| 33 | | 1980 |

Most Passes Intercepted By, Game

| | | |
|---|-------------|----------|
| 7 | vs. Eagles | 11/3/35 |
| 6 | at Chargers | 10/31/83 |

Fewest Passes Intercepted By, Season

| | | |
|----|-------------|------------|
| 6 | | 2006 |
| 7 | | 2014 |
| 11 | Three Times | Last: 2015 |

Most Consecutive Games, One or More Passes Intercepted By

| | | |
|----|--|---------|
| 36 | | 1962-65 |
|----|--|---------|

Most Yards Returning Interceptions, Season

| | | |
|-----|--|------|
| 598 | | 1973 |
| 535 | | 1965 |

Most Yards Returning Interceptions, Game

| | | |
|-----|---------------|----------|
| 173 | vs. Cardinals | 11/29/92 |
| 147 | at 49ers | 12/18/04 |

Fewest Yards, Returning Interceptions, Season

| | | |
|----|--|------|
| 25 | | 2006 |
| 38 | | 2014 |

Most Yards Returning Interceptions, Both Teams, Game

| | | |
|-----|------------------|---------|
| 206 | WAS 23 - STL 183 | 11/8/42 |
|-----|------------------|---------|

Most Touchdowns, Returning Interceptions, Season

| | | |
|---|--|------|
| 5 | | 1971 |
| 4 | | 2013 |
| 4 | | 1984 |
| 4 | | 1973 |



RECORD BOOK

TEAM



Most Touchdowns, Returning Interceptions, Game

| | | |
|---|--------------|----------|
| 2 | vs. Steelers | 12/19/65 |
| 2 | vs. Cowboys | 11/22/64 |
| 2 | vs. Yanks | 10/31/48 |

Most Touchdowns, Returning Interceptions, Both Teams, Game

| | | |
|---|---------------|---------|
| 3 | WAS 0 - CHI 3 | 12/8/40 |
|---|---------------|---------|

PUNT RETURNS

Fewest Opponents' Punt Returns, Season

| | | |
|----|--|------|
| 7* | | 1962 |
| 14 | | 1973 |

Most Opponents' Punt Returns, Season

| | | |
|----|--|------|
| 65 | | 2004 |
| 52 | | 1980 |

Fewest Yards Allowed, Punt Returns, Season

| | | |
|----|--|------|
| 34 | | 1962 |
| 39 | | 1972 |

Most Yards Allowed, Punt Returns, Season

| | | |
|-----|--|------|
| 727 | | 2004 |
| 655 | | 2013 |

Lowest Avg., Allowed, Punt Returns, Season

| | | |
|-----|--|------|
| 1.9 | | 1959 |
| 2.1 | | 1972 |

Highest Avg., Allowed, Punt Returns, Season

| | | |
|------|--|------|
| 16.8 | | 2013 |
| 14.4 | | 1946 |

Most Touchdowns Allowed, Punt Returns, Season

| | | |
|---|-------------|------------|
| 3 | | 2013 |
| 3 | | 1952 |
| 2 | Eight times | Last: 2008 |

KICKOFF RETURNS

Fewest Opponents' Kickoff Returns, Season [since 1940]

| | | |
|----|--|------|
| 9 | | 2020 |
| 13 | | 2018 |
| 17 | | 2019 |

Most Opponents' Kickoff Returns, Season [since 1940]

| | | |
|----|--|------|
| 91 | | 1983 |
| 77 | | 1999 |

Fewest Yards Allowed, Kickoff Returns, Season [since 1940]

| | | |
|-----|--|------|
| 227 | | 2020 |
| 295 | | 2018 |
| 439 | | 2019 |

Most Yards Allowed, Kickoff Returns, Season [since 1940]

| | | |
|-------|--|------|
| 1,772 | | 1999 |
| 1,772 | | 1983 |

Lowest Average Allowed, Kickoff Returns, Season [since 1940]

| | | |
|------|--|------|
| 16.3 | | 1976 |
| 16.8 | | 1979 |

Highest Average Allowed, Kickoff Returns, Season

| | | |
|------|--|------|
| 28.2 | | 1953 |
| 27.7 | | 1998 |

Most Touchdowns Allowed, Kickoff Returns, Season

| | | |
|---|-------------|------------|
| 2 | Three times | Last: 1998 |
|---|-------------|------------|

FUMBLES

Most Opponents' Fumbles, Season

| | | |
|----|--|------|
| 46 | | 1983 |
| 42 | | 1964 |

Fewest Opponents' Fumbles, Season

| | | |
|---|--|------|
| 9 | | 1940 |
| 9 | | 1938 |

Most Opponents' Fumbles, Game

| | | |
|---|---------------|----------|
| 9 | vs. Cardinals | 10/25/76 |
|---|---------------|----------|

Most Opponents' Fumbles Recovered, Season

| | | |
|----|--|------|
| 27 | | 1983 |
|----|--|------|

Most Opponents' Fumbles Recovered, Game

| | | |
|---|---------------|----------|
| 8 | vs. Cardinals | 10/25/76 |
|---|---------------|----------|

Fewest Opponents' Fumbles Recovered, Season

| | | |
|---|------------|------------|
| 5 | | 2008 |
| 6 | Four times | Last: 2009 |



RECORD BOOK

TEAM/INDIVIDUAL



Most Touchdown Returns, Fumbles Recovered, Game

2

Twice

Last: at MIN 11/29/84

TURNOVERS

Fewest Opponents' Turnovers, Season

12

2006

18

2008

Most Opponents' Turnovers, Season

61

1983

55

1964

Most Opponents' Turnovers, Game

10

vs. Cardinals [9 ints/1 fum]

10/25/76

8

at Chargers [6 ints/2 fum]

10/31/83

INDIVIDUAL RECORDS

*Asterisks indicate NFL records

SERVICE

Most Seasons

20

Darrell Green

1983-2002

16

Monte Coleman

1979-94

16

Sammy Baugh

1937-52

Most Games Played, Career

295

Darrell Green

1983-2002

215

Monte Coleman

1979-94

205

Art Monk

1980-93

Most Consecutive Games Played, Career

196

Len Hauss

1964-77

170

Mark Moseley

1974-86

163

Joe Theismann

1974-85

Most Consecutive Games Started, Career

192

Len Hauss

1964-77

SCORING

Most Seasons Leading League, Scoring

1

Chip Lohmiller

1991

1

Mark Moseley

1983

1

Sam Baker

1957

1

Andy Farkas

1939

Most Seasons Leading Team [all consecutive]

12

Mark Moseley

1974-85

7

Chip Lohmiller

1988-94

5

Curt Knight

1969-73

POINTS

Most Points, Career

1,206

Mark Moseley

1974-86

787

Chip Lohmiller

1988-94

622

Dustin Hopkins

2014-20

Most Points, Season

161

Mark Moseley

1983

149

Chip Lohmiller

1991

144

John Riggins

1983

Most Points, No Touchdowns, Season

161

Mark Moseley

1983

149

Chip Lohmiller

1991

138

Dustin Hopkins

2016

Most Seasons, 100 or More Points

4

Dustin Hopkins

2015-16, 18, 20

4

Chip Lohmiller

1989-92

3

Mark Moseley

1979, 1983-84

2

Graham Gano

2010-11

2

Shaun Suisham

2007-08

2

Brett Conway

1999, 2001

2

Curt Knight

1971, 1973

Most Points, Rookie Season

118

Scott Blanton

1996

105

Charlie Gogolak

1966

97

Chip Lohmiller

1988



RECORD BOOK

INDIVIDUAL



Most Points, Game

| | | |
|----|-------------------------------------|----------|
| 24 | Larry Brown vs. PHI [4 TDs] | 12/16/73 |
| 24 | Dick James vs. DAL [4 TDs] | 12/17/61 |
| 20 | Andy Farkas vs. LAR [3 TDs, 2 PATs] | 9/25/38 |

Most Consecutive Games Scoring

| | | |
|----|----------------|---------|
| 92 | Chip Lohmiller | 1988-93 |
| 91 | Mark Moseley | 1980-86 |
| 70 | Mark Moseley | 1974-78 |

TOUCHDOWNS

Most Seasons Leading League, Touchdowns

| | | |
|---|---------------|------|
| 1 | Stephen Davis | 1999 |
| 1 | Terry Allen | 1996 |
| 1 | George Rogers | 1986 |
| 1 | John Riggins | 1983 |
| 1 | Larry Brown | 1973 |
| 1 | Richard Todd | 1940 |
| 1 | Cliff Battles | 1937 |

Most Seasons Leading Team

| | | |
|---|----------------|-------------------|
| 5 | Clinton Portis | 2004-08 |
| 5 | John Riggins | 1979, 1981, 83-95 |
| 5 | Hugh Taylor | 1949-50, 52-54 |
| 4 | Stephen Davis | 1999-2002 |
| 4 | Gary Clark | 1986-87, 89-90 |
| 4 | Larry Brown | 1971-74 |
| 4 | Charley Taylor | 1964-67 |
| 4 | Bobby Mitchell | 1962-65 |
| 4 | Andy Farkas | 1938-39, 1942-43 |

Most Consecutive Seasons Leading Team

| | | |
|---|----------------|---------|
| 5 | Clinton Portis | 2004-08 |
| 4 | Stephen Davis | 1999-02 |
| 4 | Larry Brown | 1971-74 |
| 4 | Charley Taylor | 1964-67 |
| 4 | Bobby Mitchell | 1962-65 |

Most Touchdowns, Career

| | | |
|----|----------------|------------------|
| 90 | Charley Taylor | 1964-77 |
| 85 | John Riggins | 1976-79, 1981-85 |
| 65 | Art Monk | 1980-93 |

Most Touchdowns, Season

| | | |
|----|---------------|------|
| 24 | John Riggins | 1983 |
| 21 | Terry Allen | 1996 |
| 18 | George Rogers | 1986 |

Most Touchdowns, Rookie, Season

| | | |
|----|----------------|------|
| 13 | Alfred Morris | 2012 |
| 11 | Antonio Gibson | 2020 |
| 10 | Charley Taylor | 1964 |
| 8 | Skip Hicks | 1998 |
| 8 | Charlie Brown | 1982 |

Most Touchdowns, Game

| | | |
|---|---------------------|------------------------------|
| 4 | Larry Brown vs. PHI | 12/16/73 |
| 4 | Dick James vs. DAL | 12/17/61 |
| 3 | Multiple Times | Last: Antonio Gibson vs. DAL |

Most Consecutive Games Scoring Touchdowns

| | | |
|----|---------------|---------|
| 13 | George Rogers | 1985-86 |
| 13 | John Riggins | 1982-83 |

POINTS AFTER TOUCHDOWNS

Most Seasons Leading League, PATs

| | | |
|---|----------------|------|
| 1 | Chip Lohmiller | 1991 |
| 1 | Mark Moseley | 1983 |
| 1 | Riley Smith | 1937 |

Most [Kicking] PATs Attempted, Career

| | | |
|-----|----------------|---------|
| 442 | Mark Moseley | 1974-86 |
| 267 | Chip Lohmiller | 1988-94 |
| 178 | Dustin Hopkins | 2015-20 |

Most [Kicking] PATs Attempted, Game

| | | |
|----|-------------------------|----------|
| 10 | Charlie Gogolak vs. NYG | 11/27/66 |
|----|-------------------------|----------|

Most [One-Point] PATs, Career

| | | |
|-----|----------------|---------|
| 417 | Mark Moseley | 1974-86 |
| 262 | Chip Lohmiller | 1988-94 |
| 172 | Curt Knight | 1969-73 |



RECORD BOOK

INDIVIDUAL



Most [One-Point] PATs, Season

| | | |
|----|----------------|------|
| 62 | Mark Moseley | 1983 |
| 56 | Chip Lohmiller | 1991 |
| 49 | Brett Conway | 1999 |

Most [One-Point] PATs, Game

| | | |
|----|-------------------------|----------|
| 9* | Charlie Gogolak vs. NYG | 11/27/66 |
| 8 | Chip Lohmiller vs. ATL | 11/10/91 |
| 8 | Dick Poillon vs. Yanks | 10/31/48 |

Most Consecutive [Kicking] PATs

| | | |
|-----|----------------|---------|
| 213 | Chip Lohmiller | 1988-94 |
|-----|----------------|---------|

Highest [Kicking] PAT Percentage, Career [min. 200 PATs]

| | | |
|------|--------------------------|---------|
| 98.1 | Chip Lohmiller [262-267] | 1988-94 |
| 94.6 | Mark Moseley [417-441] | 1974-86 |

Most [Kicking] PATs, No Misses, Season

| | | |
|----|----------------|------|
| 56 | Chip Lohmiller | 1991 |
| 41 | Chip Lohmiller | 1990 |
| 41 | Chip Lohmiller | 1989 |

Most [Kicking] PATs, No Misses, Game

| | | |
|---|------------------------|----------|
| 8 | Chip Lohmiller vs. ATL | 11/10/91 |
| 7 | Nick Novak vs. 49ers | 10/23/05 |
| 7 | Mark Moseley vs. NYG | 9/28/75 |

Most Two-Point Conversions, Career

| | | |
|---|-------------------|-----------|
| 3 | Chris Cooley | 2004-12 |
| 2 | Jamison Crowder | 2015 |
| 2 | Darnerien McCants | 2002-04 |
| 2 | Stephen Davis | 1996-2002 |
| 2 | Josh Johnson | 2018 |

Most Two-Point Conversion, Game

| | | |
|---|----------------------|---------|
| 2 | Josh Johnson vs. NYG | 12/9/18 |
|---|----------------------|---------|

FIELD GOALS

Most Seasons Leading League

| | | |
|---|--------------|-----------------|
| 4 | Mark Moseley | 1976-77, 79, 82 |
|---|--------------|-----------------|

Most Consecutive Seasons Leading League

| | | |
|---|----------------|---------|
| 2 | Chip Lohmiller | 1991-92 |
| 2 | Mark Moseley | 1976-77 |

Most Seasons Leading Team [all consecutive]

| | | |
|----|----------------|---------|
| 12 | Mark Moseley | 1974-85 |
| 7 | Chip Lohmiller | 1988-94 |
| 6 | Dustin Hopkins | 2015-20 |
| 5 | Curt Knight | 1969-73 |

Most Field Goals Attempted, Career

| | | |
|-----|----------------|---------|
| 397 | Mark Moseley | 1974-86 |
| 245 | Chip Lohmiller | 1988-94 |
| 180 | Dustin Hopkins | 2015-20 |

Most Field Goals Attempted, Season

| | | |
|----|----------------|------|
| 49 | Curt Knight | 1971 |
| 47 | Mark Moseley | 1983 |
| 43 | Chip Lohmiller | 1991 |

Most Field Goals Attempted, Game

| | | |
|---|------------------------|----------|
| 7 | Curt Knight vs. Oilers | 10/10/71 |
| 6 | Graham Gano at TEN | 11/21/10 |
| 6 | Brett Conway vs. NYG | 11/21/99 |
| 6 | Chip Lohmiller at PHI | 12/22/91 |
| 6 | Chip Lohmiller vs. PHI | 10/21/90 |
| 6 | Mark Moseley vs. NO | 10/26/80 |
| 6 | Curt Knight at CHI | 11/14/71 |

Most Field Goals, Career

| | | |
|-----|----------------|---------|
| 263 | Mark Moseley | 1974-86 |
| 175 | Chip Lohmiller | 1988-94 |
| 151 | Dustin Hopkins | 2015-20 |

Most Field Goals, Season

| | | |
|----|----------------|------|
| 34 | Dustin Hopkins | 2016 |
| 33 | Mark Moseley | 1983 |
| 31 | Graham Gano | 2011 |
| 31 | Chip Lohmiller | 1991 |



RECORD BOOK

INDIVIDUAL



Most Field Goals, Rookie, Season

| | | |
|----|-----------------|------|
| 26 | Scott Blanton | 1996 |
| 22 | Charlie Gogolak | 1966 |
| 19 | Chip Lohmiller | 1988 |

Most Field Goals, Game

| | | |
|---|------------|-------------------------------|
| 5 | Nine Times | Dustin Hopkins at NYG 9/25/16 |
|---|------------|-------------------------------|

Most Field Goals, One Quarter

| | | |
|----|---------------------------|----------|
| 4* | Curt Knight vs. NYG [2nd] | 11/15/70 |
|----|---------------------------|----------|

Most Consecutive Games Scoring Field Goals

| | | |
|----|----------------|---------|
| 28 | Chip Lohmiller | 1988-90 |
| 16 | Mark Moseley | 1976-77 |

Most Consecutive Field Goals

| | | |
|----|--------------|---------|
| 23 | Mark Moseley | 1981-82 |
| 18 | Kai Forbath | 2013-14 |
| 17 | Kai Forbath | 2012 |

Most Consecutive Field Goals Made to Start a Career

| | | |
|-----|-------------|------|
| 17* | Kai Forbath | 2012 |
|-----|-------------|------|

Longest Field Goal

| | | |
|----|------------------------|----------|
| 59 | Graham Gano vs. 49ers | 11/6/11 |
| 57 | Steve Cox vs. SEA | 9/28/86 |
| 56 | Chip Lohmiller at IND | 12/22/90 |
| 56 | Dustin Hopkins vs. CAR | 10/14/18 |

Highest Field Goal Percentage, Career [min. 100 FGA]

| | | |
|------|--------------------------|---------|
| 83.9 | Dustin Hopkins [151/180] | 2015-20 |
| 80.2 | Shaun Suisham [81/101] | 2006-09 |
| 71.4 | Chip Lohmiller [175/245] | 1988-94 |

Highest Field Goal Percentage, Season [min. 20 FGA]

| | | |
|------|------------------------|------|
| 95.2 | Mark Moseley [20/21] | 1982 |
| 89.7 | Dustin Hopkins [26/29] | 2008 |
| 89.3 | Dustin Hopkins [25/28] | 2015 |

Most Field Goals, No Misses, Game

| | | |
|---|------------------------|----------|
| 5 | Dustin Hopkins at NYG | 9/25/16 |
| 5 | Shaun Suisham at NYJ | 11/4/07 |
| 5 | Chip Lohmiller at MIN | 10/25/92 |
| 5 | Chip Lohmiller vs. BUF | 12/30/90 |

Most Field Goals, 50 or More Yards, Career

| | | |
|----|----------------|-----------|
| 13 | Dustin Hopkins | 2015-20 |
| 12 | Mark Moseley | 1974-85 |
| 9 | Chip Lohmiller | 1988-94 |
| 5 | Brett Conway | 1998-2002 |

Most Field Goals, 50 or More Yards, Season

| | | |
|---|----------------|------|
| 5 | Dustin Hopkins | 2018 |
| 4 | Graham Gano | 2011 |
| 4 | John Hall | 2003 |
| 4 | Mark Moseley | 1977 |
| 3 | Dustin Hopkins | 2016 |
| 3 | Brett Conway | 1999 |
| 3 | Chip Lohmiller | 1990 |

Most Field Goals, 50 or More Yards, Game

| | | |
|---|------------|-------------------------------------|
| 2 | Four times | Last: Brett Conway vs. CHI 10/31/99 |
|---|------------|-------------------------------------|

SAFETIES

Most Safeties, Career

| | | |
|---|---------------|---------|
| 2 | Willie Wilkin | 1938-43 |
|---|---------------|---------|

Most Safeties, Season

| | | |
|---|---------------|------|
| 2 | Willie Wilkin | 1942 |
|---|---------------|------|

Most Safeties, Game

| | | |
|---|---------------|---------------------------------------|
| 1 | Multiple Play | Last: Jonathan Allen vs. DAL 10/25/20 |
|---|---------------|---------------------------------------|



RECORD BOOK

INDIVIDUAL



RUSHING - ATTEMPTS

Most Seasons Leading Team, Attempts

| | | |
|---|----------------|------------------|
| 6 | Larry Brown | 1969-74 |
| 5 | Clinton Portis | 2004-05, 2007-09 |
| 5 | John Riggins | 1978-79, 1982-84 |

Most Consecutive Seasons Leading Team, Attempts

| | | |
|---|---------------|-----------|
| 6 | Larry Brown | 1969-74 |
| 4 | Alfred Morris | 2012-15 |
| 4 | Stephen Davis | 1999-2002 |
| 4 | Dan Bosseler | 1957-60 |

Most Attempts, Career

| | | |
|-------|----------------|------------------|
| 1,988 | John Riggins | 1976-79, 1981-85 |
| 1,667 | Clinton Portis | 2004-10 |
| 1,530 | Larry Brown | 1969-76 |

Most Attempts, Season

| | | |
|-----|----------------|------|
| 375 | John Riggins | 1983 |
| 356 | Stephen Davis | 2001 |
| 352 | Clinton Portis | 2005 |

Most Attempts, Rookie, Season

| | | |
|-----|---------------|------|
| 335 | Alfred Morris | 2012 |
| 235 | Mike Thomas | 1975 |
| 233 | Reggie Brooks | 1993 |

Most Attempts, Game

| | | |
|-----|---------------------|----------|
| 45* | Jamie Morris at CIN | 12/17/88 |
| 39 | Earnest Byner at NE | 12/15/90 |

RUSHING - YARDS GAINED

Most Seasons Leading League, Yards Gained, Rushing

| | | |
|---|---------------|------|
| 1 | Larry Brown | 1970 |
| 1 | Cliff Battles | 1937 |
| 1 | Jim Musick | 1933 |
| 1 | Cliff Battles | 1932 |

Most Yards Gained, Rushing, Career

| | | |
|-------|----------------|------------------|
| 7,472 | John Riggins | 1976-79, 1981-85 |
| 6,824 | Clinton Portis | 2004-10 |
| 5,875 | Larry Brown | 1969-76 |

Most Seasons, 1,000 or More Yards Rushing

| | | |
|---|----------------|------------------|
| 4 | Clinton Portis | 2004-05, 07-08 |
| 4 | John Riggins | 1978-79, 1983-84 |
| 3 | Alfred Morris | 2012-14 |
| 3 | Stephen Davis | 1999-2001 |

Most Consecutive Seasons, 1,000 or More Yards Rushing

| | | |
|---|----------------|-----------|
| 3 | Alfred Morris | 2012-14 |
| 3 | Stephen Davis | 1999-2001 |
| 2 | Clinton Portis | 2007-08 |
| 2 | Clinton Portis | 2004-05 |
| 2 | Terry Allen | 1995-96 |
| 2 | Earnest Byner | 1990-91 |
| 2 | George Rogers | 1985-86 |
| 2 | John Riggins | 1983-84 |
| 2 | John Riggins | 1978-79 |

Most Yards Gained, Rushing, Season

| | | |
|-------|----------------|------|
| 1,613 | Alfred Morris | 2012 |
| 1,516 | Clinton Portis | 2005 |
| 1,487 | Clinton Portis | 2008 |

Most Yards Gained, Rushing, Rookie, Season

| | | |
|-------|---------------|------|
| 1,613 | Alfred Morris | 2012 |
| 1,063 | Reggie Brooks | 1993 |
| 919 | Mike Thomas | 1975 |

Most Yards Gained, Rushing, Game

| | | |
|-----|-----------------------|----------|
| 221 | Gerald Riggs vs. PHI | 9/17/89 |
| 215 | Cliff Battles vs. NYG | 10/8/33 |
| 206 | George Rogers vs. ARI | 12/21/85 |



RECORD BOOK

INDIVIDUAL



Most Games, 200 or More Yards Rushing, Career [Regular Season]

| | | |
|---|---------------|---------|
| 1 | Alfred Morris | 2012-15 |
| 1 | Gerald Riggs | 1989-91 |
| 1 | George Rogers | 1985-87 |
| 1 | Cliff Battles | 1932-37 |

Most Games, 200 or More Yards Rushing, Season

| | | |
|---|---------------|------|
| 1 | Alfred Morris | 2012 |
| 1 | Gerald Riggs | 1989 |
| 1 | George Rogers | 1985 |
| 1 | Cliff Battles | 1933 |

Most Games, 100 or More Yards Rushing, Career [Regular Season]

| | | |
|----|----------------|----------------|
| 26 | Clinton Portis | 2004-10 |
| 19 | John Riggins | 1976-79, 81-85 |
| 19 | Larry Brown | 1969-76 |
| 18 | Stephen Davis | 1996-2002 |

Most Games, 100 or More Yards Rushing, Season

| | | |
|---|----------------|------|
| 9 | Clinton Portis | 2005 |
| 7 | Alfred Morris | 2012 |
| 7 | Rob Goode | 1951 |

Most Consecutive Games, 100 or More Yards Rushing

| | | |
|---|----------------|------|
| 5 | Clinton Portis | 2008 |
| 5 | Ladell Betts | 2006 |
| 5 | Clinton Portis | 2005 |
| 5 | Rob Goode | 1951 |

Longest Run From Scrimmage

| | | |
|-----|---------------------------|----------|
| 90t | Adrian Peterson at PHI | 12/3/18 |
| 88t | Billy Wells vs. ARI | 11/21/54 |
| 85t | Reggie Brooks vs. ARI | 9/19/93 |

RUSHING - AVERAGE GAINED

Highest Average, Gain, Rushing, Career [min. 750 att.]

| | | |
|------|--------------------------------|-----------|
| 4.37 | Alfred Morris [1,078-4,713] | 2012-15 |
| 4.19 | Stephen Davis [1,383-5,790] | 1996-2002 |
| 4.18 | Cliff Battles [839-3,511] | 1932-37 |

Highest Average Gain, Rushing, Season [min. 100 att.]

| | | |
|------|---------------------------------|------|
| 6.79 | Robert Griffin III [120-815] | 2012 |
| 5.42 | Frank Atkins [147-797] | 1945 |
| 5.41 | Don Bosseler [119-644] | 1959 |

Highest Average, Rushing, Game [min. 10 att.]

| | | |
|------|--------------------------------|------------------|
| 12.9 | Derrius Guice [10-129] | at CAR 12/1/19 |
| 11.9 | Stephen Davis [12-143] | vs. CHI 10/31/99 |
| 10.6 | Robert Griffin III [13-138] | vs. MIN 10/14/12 |

RUSHING - AVERAGE GAINED

Most Seasons Leading League, Touchdowns, Rushing

| | | |
|---|---------------|------|
| 1 | Stephen Davis | 1999 |
| 1 | Terry Allen | 1996 |
| 1 | George Rogers | 1986 |
| 1 | John Riggins | 1983 |
| 1 | Rob Goode | 1951 |
| 1 | Andy Farkas | 1938 |
| 1 | Cliff Battles | 1937 |

Most Seasons Leading Team, Touchdowns, Rushing

| | | |
|---|----------------|----------------|
| 7 | John Riggins | 1978-79, 81-85 |
| 5 | Clinton Portis | 2004-08 |
| 4 | Stephen Davis | 1999-2002 |
| 4 | Larry Brown | 1970-73 |

Most Consecutive Seasons Leading Team, Touchdowns, Rushing

| | | |
|---|----------------|-----------|
| 5 | Clinton Portis | 2004-08 |
| 5 | John Riggins | 1981-85 |
| 4 | Stephen Davis | 1999-2002 |
| 4 | Larry Brown | 1970-73 |



RECORD BOOK

INDIVIDUAL



Most Touchdowns, Rushing, Career

| | | |
|----|----------------|----------------|
| 79 | John Riggins | 1976-79, 81-85 |
| 46 | Clinton Portis | 2004-10 |
| 45 | Stephen Davis | 1996-2002 |
| 37 | Terry Allen | 1995-98 |

Most Touchdowns, Rushing, Season

| | | |
|----|---------------|------|
| 24 | John Riggins | 1983 |
| 21 | Terry Allen | 1996 |
| 18 | George Rogers | 1986 |

Most Touchdowns, Rushing, Rookie, Season

| | | |
|----|--------------------|------|
| 13 | Alfred Morris | 2012 |
| 11 | Antonio Gibson | 2020 |
| 8 | Skip Hicks | 1998 |
| 7 | Robert Griffin III | 2012 |
| 7 | Don Bosseler | 1957 |

Most Touchdowns, Rushing, Game

| | | |
|---|----------|----------------------------|
| 3 | 26 Times | Antonio Gibson 11/26/20 |
|---|----------|----------------------------|

Most Consecutive Games Rushing for Touchdowns

| | | |
|----|---------------|---------|
| 13 | George Rogers | 1985-86 |
| 13 | John Riggins | 1982-83 |
| 10 | Terry Allen | 1995-96 |

PASSING - PASSER RATING

Most Seasons Leading League, Passer Rating

| | | |
|----|-----------------|--------------------------|
| 6* | Sammy Baugh | 1937, 40, 43, 45, 47, 49 |
| 2 | Sonny Jurgensen | 1967, 69 |

Most Seasons Leading Team, Passer Rating

| | | |
|----|-----------------|------------------|
| 14 | Sammy Baugh | 1937-43, 1945-51 |
| 8 | Joe Theismann | 1978-85 |
| 8 | Sonny Jurgensen | 1964-70, 74 |

Most Consecutive Seasons Leading Team, Passer Rating

| | | |
|---|-----------------|---------|
| 8 | Joe Theismann | 1978-85 |
| 7 | Sonny Jurgensen | 1964-70 |
| 7 | Sammy Baugh | 1945-51 |
| 7 | Sammy Baugh | 1937-43 |

Highest Passer Rating, Career [min. 1,500 att.]

| | | |
|------|-----------------|---------|
| 93.7 | Kirk Cousins | 2012-17 |
| 83.9 | Sonny Jurgensen | 1964-74 |
| 82.3 | Jason Campbell | 2005-09 |

Highest Passer Rating, Season [min. 150 att.]

| | | |
|-------|--------------------|------|
| 109.9 | Sammy Baugh | 1945 |
| 102.4 | Robert Griffin III | 2012 |
| 101.6 | Kirk Cousins | 2015 |

Highest Passer Rating, Rookie, Season [min. 150 att.]

| | | |
|-------|--------------------|------|
| 102.4 | Robert Griffin III | 2012 |
| 76.5 | Jason Campbell | 2006 |
| 76.1 | Dwayne Haskins Jr. | 2019 |

PASSING - ATTEMPTS

Most Seasons Leading League, Attempts, Passing

| | | |
|---|-----------------|-----------------|
| 4 | Sammy Baugh | 1937, 43, 47-48 |
| 3 | Sonny Jurgensen | 1966-67, 69 |

Most Consecutive Seasons Leading League, Attempts, Passing

| | | |
|---|-----------------|---------|
| 2 | Sonny Jurgensen | 1966-67 |
| 2 | Sammy Baugh | 1947-48 |

Most Passes Attempted, Career

| | | |
|-------|-----------------|---------|
| 3,602 | Joe Theismann | 1974-85 |
| 3,155 | Sonny Jurgensen | 1964-74 |
| 2,995 | Sammy Baugh | 1937-52 |

Most Passes Attempted, Season

| | | |
|-----|---------------|------|
| 606 | Kirk Cousins | 2016 |
| 543 | Kirk Cousins | 2015 |
| 541 | Jay Schroeder | 1986 |

Most Passes Attempted, Rookie, Season

| | | |
|-----|--------------------|------|
| 393 | Robert Griffin III | 2012 |
| 275 | Norm Snead | 1961 |
| 265 | Heath Shuler | 1994 |



RECORD BOOK

INDIVIDUAL



Most Passes Attempted, Game

| | | |
|----|---------------------------------|----------|
| 58 | Jay Schroeder vs. 49ers | 12/1/85 |
| 56 | Kirk Cousins at CIN [London] | 10/30/16 |
| 55 | Alex Smith at DET | 11/15/20 |
| 54 | Jason Campbell at DAL | 11/18/07 |
| 54 | Trent Green vs. ARI | 11/22/98 |
| 54 | Mark Rypien at DAL | 11/22/90 |

PASSING - COMPLETIONS

Most Seasons Leading League, Completions

| | | |
|---|-------------|---------------------|
| 5 | Sammy Baugh | 1937, 43, 45, 47-48 |
|---|-------------|---------------------|

Most Consecutive Seasons Leading League, Completions

| | | |
|---|-----------------|---------|
| 2 | Sonny Jurgensen | 1966-67 |
| 2 | Sammy Baugh | 1947-48 |

Most Seasons Leading Team, Completions

| | | |
|----|-----------------|-----------------------|
| 13 | Sammy Baugh | 1937-38, 40-43, 45-51 |
| 8 | Joe Theismann | 1978-85 |
| 7 | Billy Kilmer | 1971-77 |
| 7 | Sonny Jurgensen | 1964-70 |

Most Consecutive Seasons Leading Team, Completions

| | | |
|---|-----------------|---------|
| 8 | Joe Theismann | 1978-85 |
| 7 | Billy Kilmer | 1971-77 |
| 7 | Sonny Jurgensen | 1964-70 |
| 7 | Sammy Baugh | 1945-51 |

Most Passes Completed, Career

| | | |
|-------|-----------------|---------|
| 2,044 | Joe Theismann | 1974-85 |
| 1,831 | Sonny Jurgensen | 1964-74 |
| 1,693 | Sammy Baugh | 1945-51 |

Most Passes Completed, Season

| | | |
|-----|--------------|------|
| 406 | Kirk Cousins | 2016 |
| 379 | Kirk Cousins | 2015 |
| 347 | Kirk Cousins | 2017 |

Most Passes Completed, Rookie, Season

| | | |
|-----|--------------------|------|
| 258 | Robert Griffin III | 2012 |
| 172 | Norm Snead | 1961 |
| 120 | Heath Shuler | 1994 |

Most Passes Completed, Game

| | | |
|----|---------------------------------|----------|
| 41 | Kirk Cousins at DAL | 11/24/16 |
| 38 | Alex Smith at DET | 11/15/20 |
| 38 | Kirk Cousins at CIN [London] | 10/30/16 |
| 33 | Alex Smith vs. IND | 9/16/18 |
| 33 | Kirk Cousins vs. TB | 10/25/15 |
| 33 | Jason Campbell at DAL | 11/18/07 |

Most Consecutive Passes Completed, Game

| | | |
|----|-------------------------|---------|
| 22 | Mark Brunell vs. HOU | 9/24/06 |
|----|-------------------------|---------|

PASSING - COMPLETION PERCENTAGE

Most Seasons Leading League

| | | |
|---|-------------|------------------------|
| 7 | Sammy Baugh | 1940, 42-43, 45, 47-49 |
|---|-------------|------------------------|

Most Consecutive Seasons Leading League

| | | |
|---|-------------|---------|
| 3 | Sammy Baugh | 1947-49 |
|---|-------------|---------|

Highest Completion Percentage, Career [min. 1,500 att.]

| | | |
|------|-----------------|---------|
| 65.5 | Kirk Cousins | 2012-17 |
| 61.2 | Jason Campbell | 2005-09 |
| 58.2 | Sonny Jurgensen | 1964-74 |

Highest Completion Percentage, Season

| | | |
|------|---------------------------------|------|
| 70.3 | Sammy Baugh [128-182] | 1945 |
| 69.8 | Kirk Cousins [379-543] | 2015 |
| 68.7 | Robert Griffin III [147-214] | 2014 |

Highest Completion Percentage, Rookie, Season

| | | |
|------|-----------------------|------|
| 65.7 | Robert Griffin III | 2012 |
| 58.6 | Dwayne Haskins Jr. | 2019 |
| 53.1 | Jason Campbell | 2007 |



RECORD BOOK

INDIVIDUAL



Highest Completion Percentage, Game [min. 20 att.]

| | | |
|------|---------------------------------|---------|
| 88.9 | Mark Brunell vs. HOU [24-27] | 9/24/08 |
|------|---------------------------------|---------|

PASSING - YARDS GAINED

Most Seasons Leading League, Yards Gained, Passing

| | | |
|---|-----------------|-----------------|
| 4 | Sammy Baugh | 1937, 40, 47-48 |
| 3 | Sonny Jurgensen | 1966-67, 69 |

Most Consecutive Seasons Leading League, Yards Gained, Passing

| | | |
|---|-----------------|---------|
| 2 | Sonny Jurgensen | 1966-67 |
| 2 | Sammy Baugh | 1947-48 |

Most Seasons Leading Team, Yards Gained, Passing

| | | |
|----|-----------------|-----------------------|
| 13 | Sammy Baugh | 1937-38, 40-43, 45-51 |
| 8 | Joe Theismann | 1978-85 |
| 7 | Billy Kilmer | 1971-77 |
| 7 | Sonny Jurgensen | 1964-70 |

Most Yards Gained, Passing, Career

| | | |
|--------|-----------------|---------|
| 25,206 | Joe Theismann | 1974-85 |
| 22,585 | Sonny Jurgensen | 1964-74 |
| 21,886 | Sammy Baugh | 1937-52 |

Most Seasons, 3,000 or More Yards Passing

| | | |
|---|-----------------|-------------|
| 3 | Kirk Cousins | 2015-17 |
| 3 | Mark Rypien | 1989, 91-92 |
| 3 | Joe Theismann | 1981, 83-84 |
| 3 | Sonny Jurgensen | 1966-67, 69 |

Most Yards Gained, Passing, Season

| | | |
|-------|---------------|------|
| 4,917 | Kirk Cousins | 2016 |
| 4,166 | Kirk Cousins | 2015 |
| 4,109 | Jay Schroeder | 1986 |

Most Yards Gained, Passing, Game

| | | |
|-----|------------------------|----------|
| 471 | Brad Johnson at SF | 12/26/99 |
| 458 | Kirk Cousins at CIN | 10/30/16 |
| 449 | Kirk Cousins at DAL | 11/24/16 |

Most Games, 400 or More Passing Yards, Career

| | | |
|---|-----------------|---------|
| 3 | Kirk Cousins | 2012-16 |
| 2 | Mark Rypien | 1988-93 |
| 2 | Sonny Jurgensen | 1964-74 |

Most Games, 400 or More Passing Yards, Season

| | | |
|---|--------------|------|
| 2 | Kirk Cousins | 2016 |
|---|--------------|------|

Most Games, 300 or More Yards Passing, Career

| | | |
|----|-----------------|---------|
| 23 | Kirk Cousins | 2012-17 |
| 15 | Sonny Jurgensen | 1964-74 |
| 14 | Joe Theismann | 1974-85 |

Most Games, 300 or More Yards Passing, Season

| | | |
|---|-----------------|------|
| 7 | Kirk Cousins | 2016 |
| 7 | Kirk Cousins | 2015 |
| 5 | Kirk Cousins | 2017 |
| 5 | Mark Rypien | 1989 |
| 5 | Jay Schroeder | 1986 |
| 5 | Sonny Jurgensen | 1967 |

Most Consecutive Games, 300 or More Yards Passing, Season

| | | |
|---|--------------------|------|
| 3 | Kirk Cousins | 2015 |
| 3 | Robert Griffin III | 2013 |

Longest Pass Completion [all TDs]

| | | |
|-----|--|----------|
| 99* | Sonny Jurgensen [to Allen] at CHI | 9/15/68 |
| 99* | George Izo [to Mitchell] vs. CLE | 9/15/63 |
| 99* | Frank Filchock [to Farkas] vs. PIT | 10/15/39 |

PASSING - AVERAGE GAINED

Most Seasons Leading League, Average Gain, Passing

| | | |
|---|-------------|--------------|
| 3 | Sammy Baugh | 1937, 40, 48 |
|---|-------------|--------------|

Highest Average Gain, Career [1,500 att.]

| | | |
|------|--------------|---------|
| 7.73 | Kirk Cousins | 2012-17 |
| 7.31 | Sammy Baugh | 1937-52 |
| 7.22 | Mark Rypien | 1988-93 |



RECORD BOOK

INDIVIDUAL



Highest Average Gain, Season [150 att.]

| | | |
|------|---------------|------|
| 9.17 | Sammy Baugh | 1945 |
| 9.03 | Eddie LeBaron | 1957 |
| 8.47 | Mark Rypien | 1991 |

Highest Average Gain, Rookie, Season

| | | |
|------|--------------------|------|
| 8.14 | Robert Griffin III | 2012 |
| 7.22 | Al Dorow | 1954 |

Highest Average Gain, Game [20 att.]

| | | |
|--------|-----------------------------------|-----------------------|
| 18.58* | Sammy Baugh [24 att.-446 yds.] | vs. Yanks 10/31/48 |
|--------|-----------------------------------|-----------------------|

PASSING - TOUCHDOWNS

Most Seasons Leading League, Touchdowns, Passing

| | | |
|---|----------------|----------|
| 2 | Sammy Baugh | 1940, 47 |
| 2 | Frank Filchock | 1939, 44 |

Most Seasons Leading Team

| | | |
|----|-----------------|-----------------------|
| 13 | Sammy Baugh | 1937-38, 40-43, 45-51 |
| 8 | Joe Theismann | 1978-85 |
| 8 | Sonny Jurgensen | 1964-70, 74 |

Most Consecutive Seasons Leading Team

| | | |
|---|-----------------|---------|
| 8 | Joe Theismann | 1978-85 |
| 7 | Sonny Jurgensen | 1964-70 |
| 7 | Sammy Baugh | 1945-51 |

Most Touchdown Passes, Career

| | | |
|-----|-----------------|---------|
| 187 | Sammy Baugh | 1937-52 |
| 179 | Sonny Jurgensen | 1964-74 |
| 160 | Joe Theismann | 1974-85 |

Most Touchdown Passes, Season

| | | |
|----|-----------------|------|
| 31 | Sonny Jurgensen | 1967 |
| 29 | Kirk Cousins | 2015 |
| 29 | Joe Theismann | 1983 |

Most Touchdown Passes, Rookie, Season

| | | |
|----|--------------------|------|
| 20 | Robert Griffin III | 2012 |
| 14 | Eddie LeBaron | 1952 |
| 11 | Norm Snead | 1961 |

Most Touchdown Passes, Game

| | | |
|---|---------------------------|----------|
| 6 | Mark Rypien vs. ATL | 11/10/91 |
| 6 | Sammy Baugh vs. ARI | 11/23/47 |
| 6 | Sammy Naugh at Dodgers | 10/31/43 |

Most Games, Four or More Touchdown Passes, Career

| | | |
|---|-----------------|---------|
| 9 | Sonny Jurgensen | 1964-74 |
| 5 | Mark Rypien | 1988-93 |

Most Games, Four or More Touchdown Passes, Season

| | | |
|---|-----------------|----------|
| 3 | Kirk Cousins | 2015 |
| 3 | Sonny Jurgensen | 1964, 67 |

Most Consecutive Games, Touchdown Passes [reg. season]

| | | |
|----|-----------------|---------|
| 23 | Sonny Jurgensen | 1966-68 |
| 16 | Kirk Cousins | 2015 |
| 15 | Joe Theismann | 1982-83 |

PASSING - INTERCEPTIONS

Most Consecutive Passes Attempted, No Interceptions

| | | |
|-----|----------------|---------|
| 271 | Jason Campbell | 2007-08 |
| 187 | Kirk Cousins | 2016 |
| 162 | Joe Theismann | 1983 |

Most Passes Had Intercepted, Career

| | | |
|-----|-----------------|---------|
| 203 | Sammy Baugh | 1937-52 |
| 138 | Joe Theismann | 1974-85 |
| 116 | Sonny Jurgensen | 1964-74 |

Most Passes Had Intercepted, Season

| | | |
|----|---------------|------|
| 27 | Norm Snead | 1963 |
| 23 | Sammy Baugh | 1948 |
| 22 | Jay Schroeder | 1986 |
| 22 | Norm Snead | 1962 |
| 22 | Norm Snead | 1961 |

Most Passes Had Intercepted, Game

| | | |
|---|--------------------------|----------|
| 6 | Jay Schroeder vs. NYG | 12/7/86 |
| 6 | Sammy Baugh at NYG | 11/11/51 |



RECORD BOOK

INDIVIDUAL



Most Attempts, No Interceptions, Game

| | | |
|----|---------------------|----------|
| 53 | Kirk Cousins at DAL | 11/24/16 |
| 53 | Mark Brunell at DEN | 10/9/05 |

Most Seasons Leading League, Lowest Percentage, Passes Had Intercepted

| | | |
|----|-------------|---------------------|
| 5* | Sammy Baugh | 1940, 42, 44-45, 47 |
|----|-------------|---------------------|

Lowest Percentage, Passes Had Intercepted, Career [min. 1,000 att.]

| | | |
|-----|--------------------|---------|
| 2.2 | Robert Griffin III | 2012-14 |
| 2.3 | Jason Campbell | 2005-09 |
| 2.6 | Kirk Cousins | 2012-17 |

Lowest Percentage, Passes Had Intercepted, Season [min. 150 att.]

| | | |
|------|----------------------------|------|
| 1.19 | Jason Campbell [6-506] | 2008 |
| 1.27 | Robert Griffin III [5-393] | 2012 |
| 1.50 | Alex Smith [5-328] | 2018 |

Lowest Pct. of Passes Had Intercepted, Rookie, Season

| | | |
|-----|--------------------|------|
| 1.3 | Robert Griffin III | 2012 |
| 3.4 | Dwayne Haskins Jr. | 2019 |
| 3.5 | Patrick Ramsey | 2002 |

PASSING - TIME SACKED

Most Times Sacked, Career

| | | |
|-----|-----------------|---------|
| 340 | Joe Theismann | 1974-85 |
| 227 | Sonny Jurgensen | 1964-74 |
| 117 | Billy Kilmer | 1971-78 |

Most Times Sacked, Season

| | | |
|----|----------------|------|
| 49 | Trent Green | 1998 |
| 48 | Joe Theismann | 1984 |
| 43 | Jason Campbell | 2009 |

Most Times Sacked, Game

| | | |
|----|-----------------------|----------|
| 10 | John Beck at BUF | 10/30/11 |
| 9 | Joe Theismann vs. ARI | 11/19/78 |

RECEIVING - RECEPTIONS

Most Seasons Leading League, Receptions

| | | |
|---|----------------|---------|
| 2 | Charley Taylor | 1966-67 |
|---|----------------|---------|

Most Seasons Leading Team, Receptions

| | | |
|---|----------------|-------------------------|
| 8 | Charley Taylor | 1966-69, 72-75 |
| 6 | Santana Moss | 2005-10 |
| 6 | Art Monk | 1980, 82, 84-85, 89, 91 |
| 6 | Hugh Taylor | 1949-54 |

Most Consecutive Seasons Leading Team, Receptions

| | | |
|---|----------------|---------|
| 6 | Santana Moss | 2005-10 |
| 6 | Hugh Taylor | 1949-54 |
| 4 | Charley Taylor | 1972-75 |
| 4 | Charley Taylor | 1966-69 |
| 4 | Bobby Mitchell | 1962-65 |

Most Pass Receptions, Career

| | | |
|-----|----------------|---------|
| 888 | Art Monk | 1980-93 |
| 649 | Charley Taylor | 1964-77 |
| 581 | Santana Moss | 2005-14 |

Most Seasons, 50 or More Pass Receptions

| | | |
|---|----------------|------------------------|
| 9 | Art Monk | 1980-81, 84-86, 88-91 |
| 7 | Charley Taylor | 1964, 66-67, 69, 73-75 |
| 6 | Santana Moss | 2005-10 |
| 6 | Bobby Mitchell | 1962-67 |

Most Pass Receptions, Season

| | | |
|-----|---------------|------|
| 113 | Pierre Garçon | 2013 |
| 106 | Art Monk | 1984 |
| 93 | Santana Moss | 2010 |

Most Pass Receptions, Rookie, Season

| | | |
|----|-----------------|------|
| 59 | Jamison Crowder | 2015 |
| 58 | Art Monk | 1980 |
| 58 | Terry McLaurin | 2019 |



RECORD BOOK

INDIVIDUAL



Most Pass Receptions, Game

| | | |
|----|----------------------------------|----------|
| 14 | Roy Helu, Jr. vs. SF [105 yds.] | 11/6/11 |
| 13 | Art Monk at DET [168 yds.] | 11/4/90 |
| 13 | Kelvin Bryant vs. NYG [130 yds.] | 12/7/86 |
| 13 | Art Monk vs. CIN [230 yds.] | 12/15/85 |
| 13 | Logan Thomas vs. SEA | 12/20/20 |
| 13 | Chris Thompson vs. IND [92 yds.] | 9/16/18 |

Most Consecutive Games, Pass Receptions

| | | |
|-----|----------|------|
| 164 | Art Monk | 1983 |
|-----|----------|------|

RECEIVING YARDS

Most Seasons Leading League, Yards Gained, Receiving

| | | |
|---|----------------|------|
| 2 | Bobby Mitchell | 1962 |
|---|----------------|------|

Most Consecutive Seasons Leading League, Yards Gained Receiving

| | | |
|---|----------------|---------|
| 2 | Bobby Mitchell | 1962-63 |
|---|----------------|---------|

Most Seasons Leading Team, Yards Gained, Receiving

| | | |
|---|----------------|----------------|
| 8 | Charley Taylor | 1966-69, 72-75 |
| 6 | Santana Moss | 2005-10 |
| 6 | Gary Clark | 1986-87, 89-92 |
| 6 | Hugh Taylor | 1949-54 |

Most Consecutive Seasons Leading Team, Yards Gained, Receiving

| | | |
|---|----------------|---------|
| 6 | Santana Moss | 2005-10 |
| 6 | Hugh Taylor | 1949-54 |
| 4 | Gary Clark | 1989-92 |
| 4 | Charley Taylor | 1966-69 |
| 4 | Bobby Mitchell | 1962-65 |

Most Yards Gained, Pass Receiving, Career

| | | |
|--------|----------------|---------|
| 12,026 | Art Monk | 1980-93 |
| 9,110 | Charley Taylor | 1964-77 |
| 8,742 | Gary Clark | 1985-92 |

Most Seasons, 1,000 or More Yards, Pass Receiving

| | | |
|---|--------------|-----------------|
| 5 | Art Monk | 1984-86, 89, 91 |
| 5 | Gary Clark | 1986-87, 89-91 |
| 3 | Santana Moss | 2005, 08, 10 |
| 3 | Henry Ellard | 1994-96 |

Most Yards Gained, Pass Receiving, Season

| | | |
|-------|----------------|------|
| 1,483 | Santana Moss | 2005 |
| 1,436 | Bobby Mitchell | 1963 |
| 1,397 | Henry Ellard | 1994 |

Most Yards Gained, Pass Receiving, Rookie, Season

| | | |
|-----|----------------|------|
| 926 | Gary Clark | 1985 |
| 919 | Terry McLaurin | 2019 |
| 814 | Charley Taylor | 1964 |

Most Yards Gained, Pass Receiving, Game

| | | |
|-----|--------------------------------|----------|
| 255 | Anthony Allen vs. ARI [7 rec.] | 10/4/87 |
| 241 | Gary Clark at NYG [11] | 10/27/86 |
| 230 | Art Monk vs. CIN [13] | 12/15/85 |

Most Games, 100 or More Yards Pass Receiving, Career

| | | |
|----|----------------|---------|
| 36 | Art Monk | 1980-93 |
| 28 | Gary Clark | 1985-92 |
| 23 | Charley Taylor | 1964-77 |
| 23 | Bobby Mitchell | 1962-68 |

Most Games, 100 or More Yards Pass Receiving, Season

| | | |
|---|----------------|------|
| 7 | Bobby Mitchell | 1962 |
| 6 | DeSean Jackson | 2014 |
| 6 | Art Monk | 1985 |
| 6 | Art Monk | 1984 |
| 6 | Bobby Mitchell | 1963 |

Most Consecutive Games, 100 or More Yards Pass Receiving

| | | |
|---|----------------|----------------------|
| 3 | Multiple Times | DeSean Jackson, 2016 |
|---|----------------|----------------------|

Longest Pass Reception [all TDs]

| | | |
|-----|----------------|------------------|
| 99* | Gerry Allen | at CHI 9/15/98 |
| 99* | Bobby Mitchell | at CLE 9/15/63 |
| 99* | Andy Farkas | vs. PIT 10/15/39 |



RECORD BOOK

INDIVIDUAL



RECEIVING - AVERAGE GAIN

Highest Average Gain, Career [min. 200 rec.]

| | | |
|-------|----------------|---------|
| 19.24 | Hugh Taylor | 1947-54 |
| 18.19 | Henry Ellard | 1994-98 |
| 16.52 | Bobby Mitchell | 1962-68 |

Highest Average Gain, Season [min. 24 rec.]

| | | |
|-------|---------------|------|
| 23.44 | Hugh Taylor | 1952 |
| 21.56 | Charlie Brown | 1982 |
| 21.36 | Hugh Taylor | 1950 |

Highest Average Gain, Game [min. 3 rec.]

| | | |
|-------|--------------------------------|----------|
| 50.75 | Gary Clark vs. ATL [4/203] | 11/10/91 |
| 49.33 | Charley Taylor vs. LAR [3/148] | 10/22/67 |
| 48.33 | Andy Farkas vs. ARI [3/145] | 11/19/39 |

RECEIVING - TOUCHDOWNS

Most Seasons Leading Team

| | | |
|---|----------------|---------------------|
| 7 | Gary Clark | 1985-87, 89-92 |
| 7 | Hugh Taylor | 1947, 49-54 |
| 5 | Santana Moss | 2005-06, 08, 10, 12 |
| 5 | Charley Taylor | 1969, 71-74 |

Most Consecutive Seasons Leading Team

| | | |
|---|----------------|---------|
| 6 | Hugh Taylor | 1949-54 |
| 4 | Gary Clark | 1989-92 |
| 4 | Charley Taylor | 1971-74 |
| 4 | Bobby Mitchell | 1962-65 |

Most Touchdowns, Career

| | | |
|----|----------------|---------|
| 79 | Charley Taylor | 1964-77 |
| 65 | Art Monk | 1980-93 |
| 60 | Jerry Smith | 1965-77 |

Most Touchdowns, Season

| | | |
|----|----------------|------|
| 12 | Ricky Sanders | 1988 |
| 12 | Jerry Smith | 1967 |
| 12 | Charley Taylor | 1966 |
| 12 | Hugh Taylor | 1952 |

Most Touchdowns, Rookie, Season

| | | |
|---|----------------|------|
| 8 | Charlie Brown | 1982 |
| 7 | Terry McLaurin | 2019 |
| 6 | Chris Cooley | 2004 |
| 6 | Hugh Taylor | 1947 |

Most Touchdowns, Game

| | | |
|---|----------|----------------------------------|
| 3 | 20 Times | last: Santana Moss 10/1/06 |
|---|----------|----------------------------------|

Most Consecutive Games, Receiving Touchdown

| | | |
|---|----------------|---------|
| 6 | Santana Moss | 2007-08 |
| 6 | Bobby Mitchell | 1964 |
| 5 | Charlie Brown | 1982 |

YARDS FROM SCRIMMAGE

Most Scrimmage Yards, Career

| | | |
|--------|----------------|---------|
| 12,358 | Art Monk | 1980-93 |
| 10,628 | Charley Taylor | 1964-93 |
| 8,796 | Gary Clark | 1985-92 |

Most Scrimmage Yards, Season

| | | |
|-------|----------------|------|
| 1,732 | Clinton Portis | 2005 |
| 1,705 | Clinton Portis | 2008 |
| 1,690 | Alfred Morris | 2012 |

Most Scrimmage Yards, Rookie, Season

| | | |
|-------|----------------|------|
| 1,690 | Alfred Morris | 2012 |
| 1,569 | Charley Taylor | 1964 |
| 1,402 | Mike Thomas | 1975 |

Most Scrimmage Yards, Game

| | | |
|-----|---------------------|----------|
| 255 | Larry Brown vs. PHI | 12/16/73 |
|-----|---------------------|----------|

INTERCEPTIONS BY

Most Seasons Leading League, Interceptions By

| | | |
|---|---------------|------|
| 1 | Barry Wilburn | 1987 |
| 1 | Mark Murphy | 1983 |
| 1 | Paul Krause | 1964 |
| 1 | Dan Sandifer | 1948 |
| 1 | Sammy Baugh | 1943 |



RECORD BOOK

INDIVIDUAL



Most Seasons Leading Team, Interceptions By

| | | |
|---|------------------|---------------------------------|
| 4 | Sammy Baugh | 1941-43 |
| 3 | Multiple Players | Last: DeAngelo Hall, 2009-11 |

Most Consecutive Seasons Leading Team, Interceptions By

| | | |
|---|---------------|---------|
| 3 | DeAngelo Hall | 2009-11 |
| 3 | Fred Smoot | 2001-03 |
| 3 | Norb Hecker | 1955-57 |
| 3 | Sammy Baugh | 1941-43 |

Most Seasons Leading Team

| | | |
|---|---------------|--------------|
| 4 | DeAngelo Hall | 2009-11, 13 |
| 3 | Fred Smoot | 2001-03 |
| 3 | Darrell Green | 1986, 91, 98 |
| 3 | Tom Carter | 1993, 95-96 |
| 3 | Vernon Dean | 1982, 84-85 |
| 3 | Ken Houston | 1973, 75, 77 |
| 3 | Brig Owens | 1966, 68, 70 |
| 3 | Paul Krause | 1964-65, 67 |
| 3 | Norb Hecker | 1955-57 |
| 3 | Sammy Baugh | 1942-43, 45 |

Most Interceptions By, Career

| | | |
|----|---------------|-----------|
| 54 | Darrell Green | 1983-2002 |
| 36 | Brig Owens | 1966-72 |
| 31 | Sammy Baugh | 1937-52 |

Most Interceptions By, Season

| | | |
|----|--------------|------|
| 13 | Dan Sandifer | 1948 |
| 12 | Paul Krause | 1964 |
| 11 | Sammy Baugh | 1943 |

Most Interceptions By, Rookie, Season

| | | |
|----|--------------|------|
| 13 | Dan Sandifer | 1948 |
| 12 | Paul Krause | 1964 |
| 7 | Brig Owens | 1966 |
| 7 | Jim Kerr | 1961 |

Most Interceptions By, Game

| | | |
|----|---------------------------|----------|
| 4* | DeAngelo Hall at CHI | 10/24/10 |
| 4* | Dan Sandifer vs. Yanks | 10/31/48 |
| 4* | Sammy Baugh vs. DET | 11/14/43 |

Most Consecutive Games, Passes Intercepted By

| | | |
|---|---------------|---------|
| 7 | Paul Krause | 1964 |
| 6 | Barry Wilburn | 1987 |
| 6 | Lemar Parrish | 1978-79 |

INTERCEPTION RETURN YARDS GAINED

Most Yards Gained, Career

| | | |
|-----|---------------|-----------|
| 686 | Brig Owens | 1966-72 |
| 631 | Darrell Green | 1983-2002 |
| 491 | Sammy Baugh | 1937-52 |

Most Yards Gained, Season

| | | |
|-----|-----------------|------|
| 258 | Dan Sandifer | 1948 |
| 168 | George Cheverko | 1948 |
| 165 | Brig Owens | 1966 |

Most Yards Gained, Rookie, Season

| | | |
|-----|--------------|------|
| 258 | Dan Sandifer | 1948 |
| 165 | Brig Owens | 1966 |
| 140 | Paul Krause | 1964 |

Most Yards Gained, Game

| | | |
|-----|-------------------------|----------|
| 110 | Jim Steffen vs. DAL | 9/29/63 |
| 103 | Brad Edwards vs. ARI | 11/29/92 |
| 100 | Barry Wilburn at MIN | 12/26/87 |

Longest Return [All TDs]

| | | |
|-----|----------------------------|----------|
| 100 | Barry Wilburn at MIN | 12/26/87 |
| 96 | Bashaud Breeland at LAC | 12/10/17 |
| 93 | Dick Poillon at PHI | 11/21/48 |



RECORD BOOK

INDIVIDUAL



INTERCEPTIONS RETURNED TOUCHDOWNS

Most Touchdowns, Career

| | | |
|---|---------------|-----------|
| 6 | Darrell Green | 1983-2002 |
| 3 | Ryan Kerrigan | 2011-17 |
| 3 | DeAngelo Hall | 2008-16 |
| 3 | Monte Coleman | 1974-94 |
| 3 | Andre Collins | 1990-94 |
| 3 | Brig Owens | 1966-77 |
| 3 | Mike Bass | 1969-75 |

Most Touchdowns, Season

| | | |
|---|---------------|------|
| 2 | DeAngelo Hall | 2013 |
| 2 | Andre Collins | 1994 |
| 2 | Vernon Dean | 1984 |
| 2 | Dale Hackbart | 1961 |
| 2 | Dan Sandifer | 1948 |
| 2 | Pug Rentner | 1936 |

Most Touchdowns, Rookie, Season

| | | |
|---|--------------|------|
| 2 | Dan Sandifer | 1948 |
|---|--------------|------|

Most Touchdowns, Game

| | | |
|----|---------------------------|----------|
| 2* | Dan Sandifer vs. Yanks | 10/31/48 |
|----|---------------------------|----------|

PUNTING

Most Punts, Career

| | | |
|-----|------------|---------|
| 896 | Mike Bragg | 1968-79 |
| 510 | Tress Way | 2014-20 |
| 388 | Matt Turk | 1995-99 |

Most Punts, Season

| | | |
|-----|------------|------|
| 103 | Tom Tupa | 2004 |
| 103 | Mike Bragg | 1978 |
| 93 | Matt Turk | 1998 |

Most Punts, Rookie, Season

| | | |
|----|-------------|------|
| 76 | Mike Bragg | 1968 |
| 74 | Matt Turk | 1995 |
| 54 | Doug Elmore | 1962 |

Longest Punt

| | | |
|----|------------------------|----------|
| 85 | Sammy Baugh vs. PHI | 12/1/40 |
| 81 | Sammy Baugh vs. DET | 11/14/43 |
| 79 | Tress Way at CAR | 12/1/19 |
| 77 | Tress Way vs. NYG | 9/25/14 |
| 77 | Steve Cox at BUF | 11/1/87 |

PUNTING AVERAGE YARDAGE

Highest Average, Punting, Career [min. 300 punts]

| | | |
|-------|-------------|---------|
| 46.80 | Tress Way | 2014-20 |
| 45.10 | Sammy Baugh | 1937-52 |
| 43.77 | Matt Turk | 1995-99 |
| 41.96 | Pat Richter | 1963-70 |

Highest Average, Punting, Season [min. 30 punts]

| | | |
|--------|-------------|------|
| 51.40* | Sammy Baugh | 1940 |
| 49.60 | Tress Way | 2019 |
| 48.73 | Sammy Baugh | 1941 |

Highest Average, Punting, Rookie, Season

| | | |
|-------|---------------|------|
| 42.26 | Mike Bragg | 1968 |
| 42.43 | Matt Turk | 1995 |
| 42.16 | Eddie LeBaron | 1952 |

Highest Average, Punting, Game [min. 4 punts]

| | | |
|-------|-------------------------------|----------|
| 59.40 | Sammy Baugh at DET [5-297] | 10/27/40 |
|-------|-------------------------------|----------|

PUNTING - NET AVERAGE [SINCE 1976]

Highest Net Average, Punting, Career [min. 250 att.]

| | | |
|------|-----------|---------|
| 41.2 | Tress Way | 2014-20 |
|------|-----------|---------|

Highest Net Average, Punting, Season

| | | |
|------|-----------|------|
| 44.3 | Tress Way | 2020 |
| 44.1 | Tress Way | 2019 |
| 41.5 | Tress Way | 2018 |
| 40.0 | Tress Way | 2014 |



RECORD BOOK

INDIVIDUAL



Highest Net Punting Average, Rookie, Season

| | | |
|------|------------|------|
| 37.7 | Matt Turk | 1995 |
| 33.3 | Jeff Hayes | 1982 |

Highest Net Average, Punting, Game [min. 4 att.]

| | | |
|------|-------------------|----------|
| 55.5 | Tress Way vs. NYG | 9/25/14 |
| 55.0 | Tress Way at NYG | 10/18/20 |
| 54.0 | Tress Way at DAL | 11/26/20 |

PUNTING HAD BLOCKED

Most Punts Had Blocked, Career

| | | |
|---|----------------|---------|
| 8 | Mike Bragg | 1968-79 |
| 7 | Sammy Baugh | 1937-52 |
| 4 | Kelly Goodburn | 1990-93 |

Most Punts Had Blocked, Season

| | | |
|---|----------------|------|
| 3 | Kelly Goodburn | 1991 |
| 3 | Sammy Baugh | 1943 |

PUNTING INSIDE 20 (SINCE 1976)

Most Punts Inside the 20, Career

| | | |
|-----|------------|---------|
| 185 | Tress Way | 2014-20 |
| 134 | Matt Turk | 1995-99 |
| 79 | Mike Bragg | 1968-79 |

Most Punts Inside the 20, Season

| | | |
|----|-----------|------|
| 41 | Tress Way | 2018 |
| 33 | Tress Way | 2017 |
| 33 | Matt Turk | 1998 |
| 32 | Matt Turk | 1997 |

Most Punts Inside the 20, Game

| | | |
|---|-------------|---------------------------|
| 5 | Seven times | Last: Tress Way, 10/21/18 |
|---|-------------|---------------------------|

PUNT RETURNS

Most Seasons Leading League, Punt Returns

| | | |
|---|---------------|------|
| 1 | Eddie Brown | 1977 |
| 1 | Larry Jones | 1975 |
| 1 | Steve Bagarus | 1945 |
| 1 | Andy Farkas | 1943 |

Most Seasons Leading Team [all consecutive]

| | | |
|---|----------------|---------|
| 9 | Brian Mitchell | 1991-99 |
|---|----------------|---------|

Most Punt Returns, Career

| | | |
|-----|-------------------|---------|
| 317 | Brian Mitchell | 1990-99 |
| 212 | Mike Nelms | 1980-84 |
| 129 | Antwaan Randle El | 2006-09 |

Most Punt Returns, Season

| | | |
|----|-------------|------|
| 57 | Eddie Brown | 1977 |
| 53 | Larry Jones | 1975 |
| 49 | Mike Nelms | 1984 |

Most Punt Returns, Rookie, Season

| | | |
|----|---------------|------|
| 48 | Mike Nelms | 1980 |
| 42 | Tony Green | 1978 |
| 38 | Brandon Banks | 2010 |

Most Punt Returns, Game

| | | |
|-----|-------------------|----------|
| 11* | Eddie Brown at TB | 10/9/77 |
| 10 | Mike Nelms at NO | 12/26/82 |
| 9 | Mike Nelms at ARI | 12/21/80 |

PUNT RETURN FAIR CATCHES

Most Fair Catches, Career

| | | |
|-----|----------------|---------|
| 151 | Brian Mitchell | 1990-99 |
|-----|----------------|---------|

Most Fair Catches, Season

| | | |
|----|----------------|------|
| 25 | Andre Roberts | 2014 |
| 24 | Brian Mitchell | 1994 |
| 23 | Brian Mitchell | 1997 |

PUNT RETURN - YARDS GAINED

Most Seasons Leading League, Yards Gained, Punt Returns

| | | |
|---|-------------|------|
| 1 | Eddie Brown | 1976 |
| 1 | Bert Zagers | 1957 |
| 1 | Andy Farkas | 1943 |



RECORD BOOK

INDIVIDUAL



Most Seasons Leading Team, Yards Gained, Punt Returns

| | | |
|---|----------------|---------|
| 9 | Brian Mitchell | 1991-99 |
| 5 | Mike Nelms | 1980-84 |
| 5 | Rickie Harris | 1965-69 |
| 5 | Dick James | 1959-63 |

Most Yards Gained, Punt Returns, Career

| | | |
|-------|----------------|---------|
| 3,476 | Brian Mitchell | 1990-99 |
| 1,948 | Mike Nelms | 1980-84 |
| 1,150 | Eddie Brown | 1975-77 |

Most Yards Gained, Punt Returns, Season

| | | |
|-----|----------------|------|
| 646 | Eddie Brown | 1976 |
| 600 | Brian Mitchell | 1991 |
| 506 | Brian Mitchell | 1998 |

Most Yards Gained, Punt Returns, Rookie, Season

| | | |
|-----|---------------|------|
| 487 | Mike Nelms | 1980 |
| 443 | Tony Green | 1978 |
| 431 | Brandon Banks | 2010 |

Most Yards Gained, Punt Returns, Game

| | | |
|-----|-------------------------|----------|
| 146 | Rickie Harris at PIT | 11/21/65 |
| 142 | Ted Wilson at NYG | 10/11/87 |
| 118 | Derrick Shepard vs. ARI | 10/4/87 |

Longest Punt Return [All TDs]

| | | |
|----|-----------------------|----------|
| 96 | Bill Dudley vs. PIT | 12/3/50 |
| 90 | Jacquez Green vs. PHI | 9/16/02 |
| 89 | Eric Metcalf vs. NYG | 10/28/01 |

Most Fair Catches, Game

| | | |
|---|---------------------------|----------|
| 5 | Andre Roberts at ARI | 10/12/14 |
| 5 | Antwaan Randle El vs. PIT | 11/3/08 |
| 5 | Brian Mitchell vs. ARI | 9/14/97 |

PUNT RETURNS - AVERAGE YARDAGE

Highest Average, Career [min. 40 returns]

| | | |
|-------|-----------------|---------|
| 13.20 | Dick Todd | 1939-48 |
| 12.81 | Johnny Williams | 1952-53 |
| 12.11 | Andy Farkas | 1938-44 |

Highest Average, Season [min. 20 returns]

| | | |
|-------|-----------------|------|
| 15.25 | Johnny Williams | 1952 |
| 14.12 | Brian Mitchell | 1994 |
| 13.46 | Eddie Brown | 1976 |

Highest Average, Rookie, Season

| | | |
|-------|-----------------|------|
| 15.25 | Johnny Williams | 1952 |
| 12.16 | Rickie Harris | 1965 |
| 11.95 | Steve Bagarus | 1945 |

Highest Average, Game [min. 3 returns]

| | | |
|------|-------------------------|---------|
| 39.3 | Derrick Shepard vs. ARI | 10/4/97 |
| 34.0 | Pervis Atkins at PHI | 11/1/64 |
| 33.3 | Brian Mitchell vs. NYG | 11/1/92 |

PUNT RETURNS - TOUCHDOWNS

Most Touchdowns, Punt Returns, Career

| | | |
|---|----------------|---------|
| 7 | Brian Mitchell | 1990-99 |
| 3 | Rickie Harris | 1965-70 |
| 3 | Dick Todd | 1939-48 |

Most Touchdowns, Punt Returns, Career

| | | |
|---|----------------|------|
| 2 | Brian Mitchell | 1994 |
| 2 | Brian Mitchell | 1991 |
| 2 | Mike Nelms | 1981 |
| 2 | Bert Zagers | 1957 |
| 2 | John Williams | 1952 |

Most Touchdowns, Punt Returns, Rookie, Season

| | | |
|---|---------------|----------------------------|
| 2 | John Williams | 1952 |
| 1 | Five players | Last: Desmond Howard, 1992 |



RECORD BOOK

INDIVIDUAL



Most Touchdowns, Punt Returns, Game

| | | |
|---|----------------|--|
| 1 | Multiple times | Last: Jamison Crowder at BAL, 10/9/16 |
|---|----------------|--|

KICK RETURNS

Most Seasons Leading League, Kick Returns

| | | |
|---|---------------|----------|
| 2 | Eddie Saenz | 1947, 49 |
| 2 | Dan Sandifer | 1948-49 |
| 1 | Brandon Banks | 2011 |
| 1 | Larry Jones | 1975 |

Most Consecutive Seasons Leading League, Kick Returns

| | | |
|---|--------------|---------|
| 2 | Dan Sandifer | 1948-49 |
|---|--------------|---------|

Most Seasons Leading Team

| | | |
|---|----------------|---------|
| 9 | Brian Mitchell | 1991-99 |
| 5 | Mike Nelms | 1980-84 |
| 5 | Dick James | 1959-63 |

Most Kickoff Returns, Career

| | | |
|-----|-----------------|---------|
| 421 | Brian Mitchell | 1990-99 |
| 222 | Rock Cartwright | 2002-09 |
| 175 | Mike Nelms | 1980-84 |

Most Kickoff Returns, Season

| | | |
|----|-----------------|------|
| 64 | Rock Cartwright | 2006 |
| 59 | Brian Mitchell | 1998 |
| 58 | Brian Mitchell | 1994 |

Most Kickoff Returns, Rookie, Season

| | | |
|----|---------------|------|
| 46 | Brandon Banks | 2010 |
| 38 | Mike Nelms | 1980 |
| 34 | Tony Green | 1978 |

Most Kickoff Returns, Game

| | | |
|---|--------------------------|---------|
| 8 | Terry Metcalf vs. ARI | 9/20/81 |
| 8 | Niles Paul vs. KC | 12/8/13 |

KICK RETURNS - YARDS GAINED

Most Yards Gained, Kickoff Returns, Career

| | | |
|-------|-----------------|---------|
| 9,586 | Brian Mitchell | 1990-99 |
| 5,332 | Rock Cartwright | 2002-09 |
| 4,128 | Mike Nelms | 1980-84 |

Most Yards Gained, Kickoff Returns, Season

| | | |
|-------|-----------------|------|
| 1,541 | Rock Cartwright | 2006 |
| 1,478 | Brian Mitchell | 1994 |
| 1,408 | Brian Mitchell | 1995 |

Most Yards Gained, Kickoff Returns, Rookie, Season

| | | |
|-------|-----------------|------|
| 1,155 | Brandon Banks | 2010 |
| 870 | Tony Green | 1978 |
| 819 | Steven Sims Jr. | 2019 |

Most Yards Gained, Kickoff Returns, Game

| | | |
|-----|---------------------------|----------|
| 225 | Herb Mul-Key at ARI | 9/23/73 |
| 213 | Brandon Banks at DET | 10/31/10 |
| 189 | Brian Mitchell vs. LAC | 12/6/98 |

Longest Kickoff Return [All TDs]

| | | |
|-----|---------------------------|----------|
| 102 | Larry Jones vs. PHI | 11/24/74 |
| 101 | Brian Mitchell vs. LAC | 12/6/98 |
| 101 | Rashad Ross at NYG | 9/24/15 |

KICK RETURNS - AVERAGE YARDS

Most Seasons Leading League, Average Yardage, Kick Returns

| | | |
|---|-------------|------|
| 1 | Mike Nelms | 1981 |
| 1 | Eddie Saenz | 1947 |

Highest Average, Career [min. 40 returns]

| | | |
|-------|----------------|---------|
| 28.50 | Bobby Mitchell | 1962-68 |
| 27.87 | Herb Mul-key | 1972-74 |
| 25.98 | Joe Scudero | 1954-58 |

Highest Average, Season [min. 20 returns]

| | | |
|-------|-------------|------|
| 29.70 | Mike Nelms | 1981 |
| 29.38 | Dick James | 1961 |
| 29.22 | Larry Jones | 1974 |

Highest Average, Rookie, Season

| | | |
|-------|-----------------|------|
| 29.22 | Larry Jones | 1974 |
| 25.96 | Dale Atkeson | 1954 |
| 25.60 | Steven Sims Jr. | 2019 |



RECORD BOOK

INDIVIDUAL



KICK RETURNS - TOUCHDOWNS

Most Touchdowns, Career

| | | |
|---|----------------|---------|
| 2 | Brian Mitchell | 1990-99 |
| 2 | Bobby Mitchell | 1962-68 |
| 2 | Eddie Saenz | 1946-51 |
| 2 | Andy Farkas | 1938-44 |

Most Touchdowns, Season

| | | |
|---|-------------|------|
| 2 | Eddie Saenz | 1947 |
|---|-------------|------|

Most Touchdowns, Rookie, Season

| | | |
|---|----------------|-----------------------------|
| 1 | Multiple times | Last: Steven Sims Jr., 2019 |
|---|----------------|-----------------------------|

Most Touchdowns, Game

| | | |
|---|--------------|--|
| 1 | Many players | Last: Steven Sims Jr. vs. DET 11/24/19 |
|---|--------------|--|

COMBINE KICK/PUNT RETURNS

Most Combined Kick/Punt Returns, Career

| | | |
|-----|----------------|---------|
| 738 | Brian Mitchell | 1990-99 |
| 386 | Mike Nelms | 1980-84 |
| 253 | Dick James | 1956-63 |

Most Combined/Kick Punt Returns, Season

| | | |
|-----|----------------|------|
| 103 | Brian Mitchell | 1998 |
| 100 | Larry Jones | 1975 |
| 91 | Mike Nelms | 1984 |
| 91 | Eddie Brown | 1977 |

Most Combined Kick/Punt Returns, Game

| | | |
|----|-------------------------------|----------|
| 12 | Eddie Brown vs. TB [P-11/K-1] | 10/9/77 |
| 12 | Larry Jones vs. DAL [6/6] | 12/13/75 |
| 11 | Brandon Banks vs. DET [5/6] | 10/31/10 |
| 11 | Larry Jones vs. Raiders [6/5] | 11/23/75 |

KICK RETURNS - TOUCHDOWNS

Most Yards Returned, Career

| | | |
|--------|----------------|---------|
| 13,062 | Brian Mitchell | 1990-99 |
| 6,076 | Mike Nelms | 1980-84 |
| 4,743 | Dick James | 1956-63 |

Most Yards Returned, Season

| | | |
|-------|----------------|------|
| 1,930 | Brian Mitchell | 1994 |
| 1,843 | Brian Mitchell | 1998 |
| 1,723 | Brian Mitchell | 1995 |

Most Yards Returned, Game

| | | |
|-----|-----------------------|----------|
| 271 | Brandon Banks at DET | 10/31/10 |
| 240 | Brian Mitchell at DEN | 9/17/95 |
| 226 | Brian Mitchell vs. SD | 10/6/98 |

COMBINE KICK RETURN TOUCHDOWNS

Most Touchdowns, Career

| | | |
|---|----------------|---------|
| 9 | Brian Mitchell | 1990-99 |
| 3 | Rickie Harris | 1965-70 |
| 3 | Bert Zagers | 1955-58 |
| 3 | Dick Todd | 1939-48 |
| 3 | Andy Farkas | 1934-44 |

Most Touchdowns, Season

| | | |
|---|----------------|------|
| 2 | Brian Mitchell | 1997 |
| 2 | Brian Mitchell | 1994 |
| 2 | Brian Mitchell | 1991 |
| 2 | Mike Nelms | 1981 |
| 2 | Tony Green | 1978 |
| 2 | Bert Zagers | 1957 |
| 2 | Joe Scudero | 1955 |
| 2 | John Williams | 1952 |
| 2 | Eddie Saenz | 1947 |

Most Touchdowns, Game

| | | |
|---|----------------|---------------------------------------|
| 1 | Multiple Times | Last: Jamison Crowder at BAL, 10/9/16 |
|---|----------------|---------------------------------------|

FUMBLES

Most Fumbles, Career

| | | |
|----|---------------|---------|
| 47 | Sammy Baugh | 1937-52 |
| 42 | Mark Rypien | 1987-93 |
| 42 | Joe Theismann | 1974-85 |



RECORD BOOK

INDIVIDUAL



Most Fumbles, Season

| | | |
|----|-------------|------|
| 15 | Sammy Baugh | 1947 |
| 14 | Trent Green | 1998 |
| 14 | Mark Rypien | 1989 |

Most Fumbles, Game

| | | |
|---|-------------------------|----------|
| 5 | Patrick Ramsey at GB | 10/20/02 |
|---|-------------------------|----------|

FUMBLES RECOVERED

Most Fumbles Recovered, Career, Own and Opponents

| | | |
|----|---------------|---------|
| 21 | Sammy Baugh | 1937-52 |
| 16 | Brad Dusek | 1974-81 |
| 15 | Monte Coleman | 1979-94 |

Most Fumbles Recovered, Season, Own and Opponents'

| | | |
|---|----------------|------|
| 8 | Donovan McNabb | 2010 |
| 7 | Sammy Baugh | 1947 |
| 7 | Stephen Davis | 2001 |
| 6 | Joe Theismann | 1984 |

OWN FUMBLES RECOVERED

Most Own Fumbles Recovered, Career

| | | |
|----|----------------|---------|
| 18 | Sammy Baugh | 1937-52 |
| 16 | Charley Taylor | 1964-77 |
| 15 | Kirk Cousins | 2012-17 |

Most Own Fumbles Recovered, Season

| | | |
|---|----------------|------|
| 8 | Donovan McNabb | 2010 |
| 7 | Sammy Baugh | 1947 |
| 6 | Joe Theismann | 1984 |

Most Own Fumbles Recovered, Game

| | | |
|---|------------|-----------------------------------|
| 2 | 15 players | Last: Alex Smith at ARI 9/9/18 |
|---|------------|-----------------------------------|

OPPONENTS FUMBLES RECOVERED

Most Opponents' Fumbles Recovered, Career

| | | |
|----|-----------------|---------|
| 16 | Brad Dusek | 1974-81 |
| 16 | Chris Hanburger | 1965-78 |
| 14 | Monte Coleman | 1979-94 |
| 14 | Chris Hanburger | 1965-78 |
| 14 | John Paluck | 1956-65 |

Most Opponents' Fumbles Recovered, Season

| | | |
|---|-------------|------|
| 6 | Gene Brito | 1955 |
| 5 | Ken Houston | 1973 |
| 5 | Paul Krause | 1965 |
| 5 | Bob Toneff | 1959 |

Most Opponents' Fumbles Recovered, Game

| | | |
|---|------------------|----------|
| 2 | Bashaud Breeland | 11/22/15 |
| 2 | LaVar Arrington | 12/29/02 |
| 2 | Shawn Barber | 12/3/00 |
| 2 | Pat Eilers | 9/6/93 |
| 2 | Danny Copeland | 9/13/92 |

YARDS RETURNING FUMBLES

Longest Fumble Return [all TDs]

| | | |
|----|--------------------------|---------|
| 78 | Darrell Green vs. IND | 10/7/93 |
| 76 | John Paluck vs. NYG | 12/2/56 |
| 75 | DeAngelo Hall vs. PHI | 9/9/13 |

FUMBLE RETURN TOUCHDOWNS

Most Touchdowns, Career

| | | |
|---|-----------------|---------|
| 3 | DeAngelo Hall | 2008-15 |
| 3 | Chris Hanburger | 1965-78 |
| 3 | Brad Dusek | 1974-79 |

Most Touchdowns, Season

| | | |
|---|----------------|----------------------------|
| 2 | Harold McPhail | 1934 |
| 1 | Multiple times | Last: Chase Young, 2020 |



RECORD BOOK

INDIVIDUAL



COMBINED NET YARDS GAINED

Most Seasons Leading League, Net Yards Gained

| | | |
|---|----------------|-------------|
| 4 | Brian Mitchell | 1994-96, 98 |
|---|----------------|-------------|

Most Consecutive Seasons Leading League, Net Yards Gained

| | | |
|---|----------------|---------|
| 3 | Brian Mitchell | 1994-96 |
|---|----------------|---------|

Most Seasons Leading Team, Net Yards Gained

| | | |
|---|----------------|------------------|
| 7 | Brian Mitchell | 1993-99 |
| 6 | Larry Brown | 1969-74 |
| 4 | Clinton Portis | 2004-05, 2007-08 |

Most Consecutive Seasons Leading Team

| | | |
|---|----------------|---------|
| 7 | Brian Mitchell | 1993-99 |
| 6 | Larry Brown | 1969-74 |

COMBINED NET YARDS ATTEMPTS

Most Attempts, Career

| | | |
|-------|----------------|----------------|
| 2,109 | John Riggins | 1976-79, 81-85 |
| 1,834 | Clinton Portis | 2004-10 |
| 1,768 | Larry Brown | 1969-76 |

Most Attempts, Season

| | | |
|-----|----------------|------|
| 384 | Stephen Davis | 2001 |
| 383 | Clinton Portis | 2004 |
| 382 | Clinton Portis | 2005 |

Most Attempts, Game

| | | |
|----|---------------------|----------|
| 45 | Jamie Morris at CIN | 12/17/88 |
| 41 | Jamie Morris at PHI | 11/12/89 |
| 39 | Earnest Byner at NE | 12/15/90 |

COMBINED NET YARDS - YARDS

Most Yards Gained, Career

| | | |
|--------|----------------|---------|
| 16,900 | Brian Mitchell | 1990-99 |
| 12,358 | Art Monk | 1980-93 |
| 10,803 | Charley Taylor | 1964-77 |

Most Yards Gained, Season

| | | |
|-------|----------------|------|
| 2,477 | Brian Mitchell | 1994 |
| 2,357 | Brian Mitchell | 1998 |
| 2,348 | Brian Mitchell | 1995 |

Most Yards Gained, Rookie, Season

| | | |
|-------|----------------|------|
| 1,690 | Alfred Morris | 2012 |
| 1,602 | Brandon Banks | 2010 |
| 1,589 | Charley Taylor | 1964 |

SACKS

Most Seasons Leading Team

| | | |
|---|---------------|-----------------|
| 6 | Ryan Kerrigan | 2012, 2014-18 |
| 5 | Dexter Manley | 1982, 84-86, 88 |
| 4 | Brian Orakpo | 2009-11, 13 |
| 4 | Andre Carter | 2006-09 |
| 3 | Ken Harvey | 1994-95, 97 |
| 3 | Charles Mann | 1987, 89, 91 |
| 3 | Coy Bacon | 1978-80 |

Most Sacks, Career [Unofficial]

| | | |
|------|---------------|---------|
| 97.5 | Dexter Manley | 1981-89 |
| 95.5 | Ryan Kerrigan | 2011-20 |
| 82.0 | Charles Mann | 1983-93 |

Most Sacks, Career [since 1982]

| | | |
|------|---------------|---------|
| 95.5 | Ryan Kerrigan | 2011-20 |
| 91.0 | Dexter Manley | 1981-89 |
| 82.0 | Charles Mann | 1983-93 |

Most Sacks, Season

| | | |
|------|---------------|------|
| 18.5 | Dexter Manley | 1986 |
| 15.0 | Dexter Manley | 1985 |
| 15.0 | Coy Bacon | 1979 |

Most Sacks, Rookie, Season

| | | |
|------|---------------|------|
| 11.0 | Brian Orakpo | 2009 |
| 8.0 | Preston Smith | 2015 |
| 7.5 | Ryan Kerrigan | 2011 |
| 7.5 | Chase Young | 2020 |



RECORD BOOK

INDIVIDUAL



| Most Sacks, Game | | |
|------------------|-------------------------|----------|
| 4.0 | Ryan Kerrigan vs. JAX | 9/14/14 |
| 4.0 | Brian Orakpo at OAK | 12/13/09 |
| 4.0 | Phillip Daniels vs. DAL | 12/18/05 |
| 4.0 | Ken Harvey vs. NYG | 11/23/97 |
| 4.0 | Dexter Manley vs. NYG | 10/2/88 |
| 4.0 | Diron Talbert vs. NYG | 9/28/75 |

| Most Seasons, 10 or More Sacks | | |
|--------------------------------|---------------|-----------------|
| 5 | Charles Mann | 1985-87, 89, 91 |
| 4 | Dexter Manley | 1983-86 |
| 4 | Ryan Kerrigan | 2014, 2016-18 |
| 3 | Coy Bacon | 1978-80 |

| Most Consecutive Seasons, 10 or More Sacks | | |
|--|---------------|---------|
| 4 | Dexter Manley | 1983-86 |

OPPONENT RECORDS

SACKS

| Most Points vs. Washington, Career | | |
|------------------------------------|-----------|---------|
| 242 | Lou Groza | 1950-67 |

| Most Points vs. Washington, Game | | |
|----------------------------------|-----------------------|---------|
| 25 | Bobby Joe Conrad, ARI | 9/27/59 |

| Most Points vs. Washington, Game | | |
|----------------------------------|--------------|-----------|
| 24 | Emmitt Smith | 1990-2002 |

| Touchdowns vs. Washington, Game | | |
|---------------------------------|-------------------------|----------|
| 4 | Terrell Owens, DAL | 11/18/07 |
| 4 | Wilbert Montgomery, PHI | 10/7/79 |
| 4 | Wilbert Montgomery, PHI | 9/10/78 |
| 4 | Ollie Matson, ARI | 11/21/54 |
| 4 | Bob Shaw, LAR | 12/11/49 |

Points After Touchdown vs. Washington, Career

| | | |
|-----|-----------|---------|
| 101 | Lou Groza | 1950-67 |
|-----|-----------|---------|

Points After Touchdown vs. Washington, Game

| | | |
|---|------------------------|----------|
| 8 | David Akers, PHI | 11/15/10 |
| 7 | Adam Vinatieri, IND | 11/30/14 |
| 7 | Stephen Gostkowski, NE | 10/28/07 |
| 7 | Pat Summerall, NYG | 10/5/61 |
| 7 | Bobby Joe Conrad, ARI | 9/27/59 |
| 7 | Ray McLean, CHI | 10/26/47 |

Field Goals vs. Washington, Career

| | | |
|----|-----------|---------|
| 45 | Lou Groza | 1950-67 |
|----|-----------|---------|

Field Goals vs. Washington, Game

| | | |
|---|-----------------|---------|
| 6 | Dan Bailey, DAL | 9/26/11 |
|---|-----------------|---------|

Field Goals Attempted vs. Washington, Game

| | | |
|---|----------------------|----------|
| 6 | Dan Bailey, DAL | 9/26/11 |
| 6 | Jay Feely, NYG | 10/30/05 |
| 6 | Ali Haji-Sheikh, NYG | 12/17/83 |

Longest Field Goal vs. Washington

| | | |
|----|-----------------|---------|
| 58 | Nick Lowery, KC | 9/18/83 |
|----|-----------------|---------|

RUSHING

Most Yards Gained vs. Washington, Career

| | | |
|-------|--------------|-----------|
| 2,440 | Emmitt Smith | 1990-2002 |
|-------|--------------|-----------|

Most Yards Gained vs. Washington, Game

| | | |
|-----|---------------------|----------|
| 234 | Tiki Barber, NYG | 12/30/06 |
| 234 | Bobby Mitchell, CLE | 11/15/59 |

Most Rushing Attempts

| | | |
|----|------------------|---------|
| 40 | Errict Rhett, TB | 12/4/94 |
|----|------------------|---------|

Most Rushing Touchdowns vs. Washington, Game

| | | |
|---|------------------|--------------------------------|
| 3 | Multiple players | Last: Matt Asiata, MIN 11/2/14 |
|---|------------------|--------------------------------|



RECORD BOOK

INDIVIDUAL



PASSING

Most Passing Yards Gained vs. Washington, Career

| | | |
|-------|---------------------|---------|
| 6,692 | Eli Manning, NYG | 2004-18 |
|-------|---------------------|---------|

Most Passing Attempts vs. Washington, Game

| | | |
|----|----------------|----------|
| 62 | Tony Romo, DAL | 11/22/12 |
|----|----------------|----------|

Most Completions vs. Washington, Career

| | | |
|-----|---------------------|---------|
| 560 | Eli Manning, NYG | 2004-18 |
|-----|---------------------|---------|

Most Completions vs. Washington, Game

| | | |
|----|---------------------|---------|
| 38 | Matt Schaub, HOU | 9/19/10 |
|----|---------------------|---------|

Most Passing Touchdowns vs. Washington, Career

| | | |
|----|-----------------|---------|
| 38 | Charlie Conerly | 1948-61 |
|----|-----------------|---------|

Most Passing Touchdowns vs. Washington, Game

| | | |
|----|------------------|----------|
| 7* | Y.A. Tittle, NYG | 10/28/62 |
|----|------------------|----------|

| | | |
|----|---------------------|----------|
| 7* | Adrian Burk, PHI | 10/17/54 |
|----|---------------------|----------|

Most Interceptions Thrown vs. Washington, Career

| | | |
|----|----------|---------|
| 43 | Jim Hart | 1967-82 |
|----|----------|---------|

Most Interceptions Thrown vs. Washington, Game

| | | |
|---|----------------|----------|
| 6 | Ed Luther, LAC | 10/31/83 |
|---|----------------|----------|

Longest Pass Completion vs. Washington

| | | |
|----|----------------------------------|---------|
| 99 | Jim Plunkett [to Branch], OAK | 10/2/83 |
|----|----------------------------------|---------|

RECEIVING

Most Receiving Yards Gained vs. Washington, Career

| | | |
|-------|----------------------|---------------|
| 1,495 | Jason Witten, DAL | 2003-17, 2019 |
|-------|----------------------|---------------|

Most Receiving Yards Gained vs. Washington, Game

| | | |
|-----|-------------------------------|----------|
| 269 | Del Shofner, NYG [11 rec.] | 10/28/62 |
|-----|-------------------------------|----------|

Most Receptions vs. Washington, Career

| | | |
|-----|----------------------|---------------|
| 137 | Jason Witten, DAL | 2003-17, 2019 |
|-----|----------------------|---------------|

Most Receptions vs. Washington, Game

| | | |
|----|----------------|----------|
| 15 | Zach Ertz, PHI | 12/20/14 |
|----|----------------|----------|

| | | |
|----|------------------------|---------|
| 15 | Danny Amendola, LAR | 9/16/12 |
|----|------------------------|---------|

Most Receiving Touchdowns vs. Washington, Career

| | | |
|----|------------|---------|
| 15 | Pete Pihos | 1947-55 |
|----|------------|---------|

Most Receiving Touchdowns vs. Washington, Game

| | | |
|---|-----------------------|----------|
| 4 | Terrell Owens, DAL | 11/18/07 |
|---|-----------------------|----------|

| | | |
|---|---------------|----------|
| 4 | Bob Shaw, LAR | 12/11/49 |
|---|---------------|----------|

Longest Reception

| | | |
|-----|---------------------|---------|
| 99t | Cliff Branch OAK | 10/2/83 |
|-----|---------------------|---------|

INTERCEPTIONS

Most Interceptions vs. Washington, Career

| | | |
|---|----------------|---------|
| 9 | Terence Newman | 2003-12 |
|---|----------------|---------|

| | | |
|---|---------------|---------|
| 9 | Everson Walls | 1981-91 |
|---|---------------|---------|

| | | |
|---|--------------|---------|
| 9 | Bill Bradley | 1969-77 |
|---|--------------|---------|

| | | |
|---|------------|---------|
| 9 | Mel Renfro | 1964-77 |
|---|------------|---------|

Most Interceptions vs. Washington, Game

| | | |
|---|-------------------|----------|
| 4 | Jerry Norton, ARI | 11/20/60 |
|---|-------------------|----------|

| | | |
|---|------------------|----------|
| 4 | Jack Butler, PIT | 12/13/53 |
|---|------------------|----------|

Most Interception Yards Gained vs. Washington, Career

| | | |
|-----|-----------------|-----------|
| 157 | Aeneas Williams | 1991-2000 |
|-----|-----------------|-----------|

Most Interception Yards Gained vs. Washington, Game

| | | |
|-----|-----------------------|---------|
| 121 | Mike Gaechter, DAL | 11/3/63 |
|-----|-----------------------|---------|

Most Interception Return Touchdowns vs. Washington, Career

| | | |
|---|------------|---------|
| 3 | Larry Cole | 1968-80 |
|---|------------|---------|

Most Interception Return Touchdowns vs. Washington, Game

| | | |
|---|-----------------------|---------|
| 2 | Robert Massey, ARI | 10/4/92 |
|---|-----------------------|---------|



RECORD BOOK

INDIVIDUAL



Longest Interception Return vs. Washington

| | | |
|------|------------------------|----------|
| 101t | Justin Reid, HOU | 11/18/18 |
| 96 | Dennis Thurman, DAL | 9/6/81 |

KICKOFF RETURNS

Most Kickoff Returns vs. Washington, Career

| | | |
|----|--------------|---------|
| 36 | Vai Sikahema | 1986-93 |
|----|--------------|---------|

Most Kickoff Returns vs. Washington, Game

| | | |
|---|------------------------|----------|
| 8 | Maurice Hicks, SF | 1986-93 |
| 8 | Erric Pegram, ATL | 11/10/91 |
| 8 | Harlan Huckleby, GB | 10/17/83 |

Most Kickoff Return Yards Gained vs. Washington, Career

| | | |
|-----|--------------|---------|
| 795 | Vai Sikahema | 1986-93 |
|-----|--------------|---------|

Most Kickoff Return Yards Gained vs. Washington, Game

| | | |
|-----|----------------------|----------|
| 222 | Allen Rossum, PHI | 11/14/99 |
|-----|----------------------|----------|

Longest Kickoff Return, Touchdown vs. Washington

| | | |
|------|----------------------|----------|
| 105t | Ollie Matson, ARI | 10/14/56 |
|------|----------------------|----------|

PUNT RETURNS

Most Punt Returns vs. Washington, Career

| | | |
|----|---------------|---------|
| 29 | Kelvin Martin | 1987-96 |
|----|---------------|---------|

Most Punt Returns vs. Washington, Game

| | | |
|---|------------------------|---------|
| 8 | Dedric Ward, DAL | 9/27/04 |
| 8 | Stump Mitchell, ARI | 1/2/83 |
| 8 | Leon Bright, NYG | 9/13/81 |

Most Punt Return Yards Gained vs. Washington, Career

| | | |
|-----|--------------|---------|
| 336 | Vai Sikahema | 1986-93 |
|-----|--------------|---------|

Most Punt Return Yards Gained vs. Washington, Game

| | | |
|-----|-------------------------|---------|
| 177 | Dexter McCluster, KC | 12/8/13 |
|-----|-------------------------|---------|

Longest Punt Return vs. Washington

| | | |
|-----|----------------------|---------|
| 98t | Charlie West, MIN | 11/3/68 |
|-----|----------------------|---------|

FUMBLE RETURNS

Longest Return vs. Washington

| | | |
|------|-------------------------|---------|
| 103t | Aeneas Williams, ARI | 11/5/00 |
|------|-------------------------|---------|



TOP 10 CAREER



GAMES PLAYED

| PLAYER | YEARS | GAMES |
|--------------------|---------|-------|
| 1. Darrell Green | 1983-02 | 295 |
| 2. Monte Coleman | 1979-94 | 215 |
| 3. Art Monk | 1980-93 | 205 |
| 4. Dave Butz | 1975-88 | 203 |
| 5. Len Hauss | 1964-77 | 196 |
| 6. Don Warren | 1979-92 | 193 |
| 7. Chris Hanburger | 1965-78 | 187 |
| 8. Jeff Bostic | 1980-93 | 184 |
| 9. Mark Moseley | 1974-86 | 182 |
| 10. Mike Bragg | 1968-79 | 172 |

TOTAL TOUCHDOWNS

| PLAYER | YEARS | TD |
|--------------------|---------|----|
| 1. Charley Taylor | 1964-77 | 90 |
| 2. John Riggins | 1976-85 | 85 |
| 3. Art Monk | 1980-93 | 65 |
| 4. Jerry Smith | 1965-77 | 60 |
| 5t. Gary Clark | 1985-92 | 58 |
| 5t. Hugh Taylor | 1947-54 | 58 |
| 7. Larry Brown | 1969-76 | 55 |
| 8. Bobby Mitchell | 1962-68 | 53 |
| 9. Clinton Portis | 2004-10 | 49 |
| 10t. Stephen Davis | 1996-02 | 48 |
| 10t. Santana Moss | 2005-14 | 48 |

RUSHING ATTEMPTS

| PLAYER | YEARS | ATT. |
|-------------------|-----------|-------|
| 1. John Riggins | 1976-85 | 1,988 |
| 2. Clinton Portis | 2004-10 | 1,667 |
| 3. Larry Brown | 1969-76 | 1,530 |
| 4. Stephen Davis | 1996-2002 | 1,383 |
| 5. Alfred Morris | 2012-15 | 1,078 |
| 6. Terry Allen | 1995-98 | 1,043 |
| 7. Earnest Byner | 1989-93 | 990 |
| 8. Mike Thomas | 1975-78 | 878 |
| 9. Cliff Battles | 1932-37 | 839 |
| 10. Ladell Betts | 2002-09 | 776 |

RUSHING TOUCHDOWNS

| PLAYER | YEARS | TD |
|-------------------|-----------|----|
| 1. John Riggins | 1976-85 | 79 |
| 2. Clinton Portis | 2004-10 | 46 |
| 3. Stephen Davis | 1996-2002 | 45 |
| 4. Terry Allen | 1995-98 | 37 |
| 5. Larry Brown | 1969-76 | 35 |
| 6. George Rogers | 1985-87 | 31 |
| 7. Alfred Morris | 2012-15 | 29 |
| 8. Earnest Byner | 1989-93 | 25 |
| 9. Cliff Battles | 1932-37 | 23 |
| 10. Don Bosseler | 1957-64 | 22 |

PASSING YARDS

| PLAYER | YEARS | YDS. | ATT. | COMP. | PCT. |
|------------------------|---------|--------|-------|-------|------|
| 1. Joe Theismann | 1974-85 | 25,206 | 3,602 | 2,044 | 56.7 |
| 2. Sonny Jurgensen | 1964-74 | 22,585 | 3,155 | 1,831 | 58.0 |
| 3. Sammy Baugh | 1937-52 | 21,886 | 2,995 | 1,693 | 56.5 |
| 4. Kirk Cousins | 2012-17 | 16,206 | 2,096 | 1,372 | 65.5 |
| 5. Mark Rypien | 1988-93 | 15,928 | 2,207 | 1,244 | 56.4 |
| 6. Billy Kilmer | 1971-78 | 12,352 | 1,791 | 953 | 53.2 |
| 7. Jason Campbell | 2006-09 | 10,860 | 1,637 | 1,002 | 61.2 |
| 8. Gus Frerotte | 1994-98 | 9,769 | 1,422 | 744 | 52.3 |
| 9. Norm Snead | 1961-63 | 8,306 | 1,092 | 531 | 48.6 |
| 10. Robert Griffin III | 2012-14 | 9,097 | 1,063 | 679 | 63.9 |



TOP 10 CAREER



PASS ATTEMPTS

| PLAYER | YEARS | ATT. |
|--------------------|---------|-------|
| 1. Joe Theismann | 1974-85 | 3,602 |
| 2. Sonny Jurgensen | 1964-74 | 3,155 |
| 3. Sammy Baugh | 1937-52 | 2,995 |
| 4. Mark Rypien | 1988-93 | 2,207 |
| 5. Kirk Cousins | 2012-17 | 2,096 |
| 6. Billy Kilmer | 1971-78 | 1,791 |
| 7. Jason Campbell | 2006-09 | 1,637 |
| 8. Gus Frerotte | 1994-98 | 1,422 |
| 9. Eddie LeBaron | 1952-59 | 1,104 |
| 10. Norm Snead | 1961-63 | 1,092 |

PASS COMPLETIONS

| PLAYER | YEARS | COMP. |
|-----------------------|-----------|-------|
| 1. Joe Theismann | 1974-85 | 2,044 |
| 2. Sonny Jurgensen | 1964-74 | 1,831 |
| 3. Sammy Baugh | 1937-52 | 1,693 |
| 4. Kirk Cousins | 2012-17 | 1,372 |
| 5. Mark Rypien | 1988-93 | 1,244 |
| 6. Jason Campbell | 2006-09 | 1,002 |
| 7. Billy Kilmer | 1971-78 | 953 |
| 8. Gus Frerotte | 1994-98 | 744 |
| 9. Robert Griffin III | 2012-14 | 679 |
| 10. Brad Johnson | 1999-2000 | 544 |

PASSING TOUCHDOWNS

| PLAYER | YEARS | TD |
|--------------------|---------|-----|
| 1. Sammy Baugh | 1937-52 | 187 |
| 2. Sonny Jurgensen | 1964-74 | 179 |
| 3. Joe Theismann | 1974-85 | 160 |
| 4. Billy Kilmer | 1971-78 | 103 |
| 5. Mark Rypien | 1988-93 | 101 |
| 6. Kirk Cousins | 2012-17 | 99 |
| 7. Eddie LeBaron | 1952-59 | 59 |
| 8. Jason Campbell | 2006-09 | 55 |
| 9. Gus Frerotte | 1994-98 | 48 |
| 10. Norm Snead | 1961-63 | 46 |

RECEIVING YARDS

| PLAYER | YEARS | YDS. |
|-------------------|---------|--------|
| 1. Art Monk | 1980-93 | 12,026 |
| 2. Charley Taylor | 1964-77 | 9,110 |
| 3. Gary Clark | 1985-92 | 8,742 |
| 4. Santana Moss | 2005-14 | 7,867 |
| 5. Bobby Mitchell | 1962-68 | 6,492 |
| 6. Ricky Sanders | 1986-93 | 5,854 |
| 7. Jerry Smith | 1965-77 | 5,496 |
| 8. Hugh Taylor | 1947-54 | 5,233 |
| 9. Chris Cooley | 2004-12 | 4,711 |
| 10. Pierre Garçon | 2012-16 | 4,549 |

RECEPTIONS

| PLAYER | YEARS | REC. | YDS. | AVG. | LG. | TD |
|-------------------|---------|------|--------|------|-----|----|
| 1. Art Monk | 1980-93 | 888 | 12,026 | 13.5 | 79t | 65 |
| 2. Charley Taylor | 1964-77 | 649 | 9,110 | 14.0 | 88t | 79 |
| 3. Santana Moss | 2005-14 | 581 | 7,867 | 13.5 | 78t | 47 |
| 4. Gary Clark | 1985-92 | 549 | 8,742 | 15.9 | 84t | 58 |
| 5. Chris Cooley | 2004-12 | 429 | 4,711 | 11.0 | 66t | 33 |
| 6. Jerry Smith | 1965-77 | 421 | 5,496 | 13.1 | 56 | 60 |
| 7. Ricky Sanders | 1986-93 | 414 | 5,854 | 14.1 | 71 | 36 |
| 8. Bobby Mitchell | 1962-68 | 393 | 6,492 | 16.5 | 99t | 49 |
| 9. Pierre Garçon | 2012-16 | 376 | 4,549 | 12.1 | 88t | 21 |
| 10. Jordan Reed | 2013-18 | 329 | 3,371 | 10.2 | 38 | 24 |



TOP 10 CAREER



RECEIVING TOUCHDOWNS

| PLAYER | YEARS | TD |
|------------------------|---------|----|
| 1. Charley Taylor | 1964-77 | 79 |
| 2. Art Monk | 1980-93 | 65 |
| 3. Jerry Smith | 1965-77 | 60 |
| 4t. Gary Clark | 1985-92 | 58 |
| 4t. Hugh Taylor | 1947-54 | 58 |
| 6. Bobby Mitchell | 1962-68 | 49 |
| 7. Santana Moss | 2005-14 | 47 |
| 8. Ricky Sanders | 1986-93 | 36 |
| 9. Chris Cooley | 2004-12 | 33 |
| 10t. Michael Westbrook | 1995-01 | 24 |
| 10t. Jordan Reed | 2013-18 | 24 |

SACKS (SINCE 1982)

| PLAYER | YEARS | SACKS |
|------------------|---------|-------|
| 1. Ryan Kerrigan | 2011-20 | 95.5 |
| 2. Dexter Manley | 1981-89 | *91.0 |
| 3. Charles Mann | 1983-93 | 82.0 |
| 4. Monte Coleman | 1979-94 | *43.5 |
| 5. Ken Harvey | 1994-98 | 41.5 |
| 6. Brian Orakpo | 2009-14 | 40.0 |
| 7. Dave Butz | 1975-88 | *35.5 |
| 8. Andre Carter | 2006-10 | 34.0 |
| 9. Bruce Smith | 2000-03 | 29.0 |
| 10. Darryl Grant | 1981-90 | *27.0 |

*Incomplete Data [stat was not official until 1982]

INTERCEPTIONS

| PLAYER | YEARS | REC. | YDS. | AVG. | LG. | TD |
|-------------------|---------|------|------|-------|------|----|
| 1. Darrell Green | 1983-02 | 54 | 621 | 11.5 | *83t | 6 |
| 2. Brig Owens | 1966-77 | 36 | 686 | 19.1 | *60T | 3 |
| 3. Sammy Baugh | 1937-52 | *31 | *491 | *15.8 | *74 | 0 |
| 4. Mike Bass | 1969-75 | 30 | 478 | 15.9 | 68t | 3 |
| 5. Joe Lavender | 1976-82 | *29 | *338 | *11.7 | *51t | 1 |
| 6. Paul Krause | 1964-67 | 28 | 333 | 11.9 | 43 | 1 |
| 7t. Pat Fischer | 1968-77 | 27 | 412 | 15.3 | *67 | 1 |
| 7t. Mark Murphy | 1977-84 | 27 | 282 | 10.4 | *48 | 0 |
| 9. Ken Houston | 1973-80 | 24 | 248 | 10.3 | *37 | 0 |
| 10. DeAngelo Hall | 2008-13 | 23 | 369 | 16.0 | 92t | 3 |

FIELD GOAL PCT. (MIN. 50 ATTEMPTS)

| PLAYER | YEARS | PCT. |
|-------------------|---------|----------------|
| 1. Kai Forbath | 2012-15 | 87.0 [60-69] |
| 2. Dustin Hopkins | 2015-20 | 83.9 [151-180] |
| 3. Shaun Suisham | 2006-09 | 80.2 [81-101] |
| 4. John Hall | 2003-06 | 78.3 [54-69] |
| 5. Brett Conway | 1998-02 | 75.4 [52-69] |
| 6. Graham Gano | 2009-11 | 73.8 [36-59] |
| 7. Scott Blanton | 1996-98 | 73.3 [44-60] |
| 8. Chip Lohmiller | 1988-94 | 71.4 [175-245] |
| 9. Mark Moseley | 1974-86 | 66.2 [263-397] |
| 10. Curt Knight | 1969-73 | 57.7 [101-175] |



TOP 10 CAREER



FIELD GOALS MADE

| PLAYER | YEARS | FG |
|-------------------|---------|-----|
| 1. Mark Moseley | 1974-86 | 263 |
| 2. Chip Lohmiller | 1988-94 | 175 |
| 3. Dustin Hopkins | 2015-20 | 151 |
| 4. Curt Knight | 1969-73 | 101 |
| 5. Shaun Suisham | 2006-09 | 81 |
| 6. Kai Forbath | 2012-15 | 60 |
| 7. Graham Gano | 2009-11 | 59 |
| 8t. Sam Baker | 1953-59 | 54 |
| 8t. John Hall | 2003-06 | 54 |
| 10. Brett Conway | 1998-02 | 52 |

PUNTING AVERAGE [MIN. 50 ATTEMPTS]

| PLAYER | YEARS | AVG |
|-----------------|---------|------|
| 1. Tress Way | 2014-20 | 46.8 |
| 2. Sammy Baugh | 1937-52 | 45.1 |
| 3. Reggie Roby | 1993-94 | 44.3 |
| 4. Tom Tupa | 2004 | 44.1 |
| 5. Matt Turk | 1995-99 | 43.8 |
| 6. Sam Baker | 1953-59 | 43.4 |
| 7. Sav Rocca | 2011-13 | 42.9 |
| 8t. Steve Cox | 1985-88 | 42.0 |
| 8t. Eagle Day | 1950-60 | 42.0 |
| 8t. Pat Richter | 1963-70 | 42.0 |

PUNTING YARDS

| PLAYER | YEARS | YDS. |
|------------------|---------|--------|
| 1. Mike Bragg | 1968-79 | 35,746 |
| 2. Tress Way | 2014-20 | 23,890 |
| 3. Matt Turk | 1995-99 | 16,981 |
| 4. Sammy Baugh | 1937-52 | 15,245 |
| 5. Pat Richter | 1963-70 | 14,183 |
| 6. Sam Baker | 1953-59 | 9,673 |
| 7. Derrick Frost | 2005-07 | 9,617 |
| 8. Sav Rocca | 2011-13 | 9,352 |
| 9. Bryan Barker | 2001-03 | 9,048 |
| 10. Steve Cox | 1985-88 | 8,238 |

PUNTS

| PLAYER | YEARS | PUNTS |
|------------------|---------|-------|
| 1. Mike Bragg | 1968-79 | 896 |
| 2. Tress Way | 2014-20 | 510 |
| 3. Matt Turk | 1995-99 | 388 |
| 4t. Sammy Baugh | 1937-52 | 338 |
| 4t. Pat Richter | 1963-70 | 338 |
| 6. Derrick Frost | 2005-07 | 232 |
| 7. Sam Baker | 1953-59 | 223 |
| 8. Bryan Barker | 2001-03 | 222 |
| 9. Sav Rocca | 2011-13 | 218 |
| 10. Jeff Hayes | 1982-85 | 211 |

PUNT RETURN YARDS

| PLAYER | YEARS | YDS. | PR | AVG. | LG. | TD |
|----------------------|---------|-------|-----|-------|------|----|
| 1. Brian Mitchell | 1990-99 | 3,476 | 317 | 11.0 | 84t | 7 |
| 2. Mike Nelms | 1980-84 | 1,948 | 212 | 9.2 | 75t | 2 |
| 3. Eddie Brown | 1975-77 | 1,150 | 111 | 10.4 | *71t | 1 |
| 4. Rickie Harris | 1965-70 | 1,005 | 119 | 8.4 | 86t | 3 |
| 5. Brandon Banks | 2010-12 | 937 | 100 | 9.4 | 55 | 0 |
| 6. Antwaan Randle El | 2006-09 | 907 | 129 | 7.0 | 87t | 1 |
| 7. Dick James | 1956-63 | 794 | 98 | 8.1 | 39 | 0 |
| 8. Jamison Crowder | 2015-18 | 677 | 86 | 7.9 | 85t | 1 |
| 9. Eddie Saenz | 1946-51 | 643 | 59 | 10.9 | *32 | 0 |
| 10. Andy Farkas | 1938-44 | *630 | *52 | *12.1 | *59 | 1 |



TOP 10 CAREER/SINGLE SEASON



KICKOFF RETURN YARDS

| PLAYER | YEARS | YDS. | KR | AVG. | LG. | TD |
|--------------------|---------------------|-------|-----|------|------|----|
| 1. Brian Mitchell | 1990-99 | 9,586 | 421 | 22.8 | 101t | 2 |
| 2. Rock Cartwright | 2002-09 | 5,332 | 222 | 24.4 | 100t | 1 |
| 3. Mike Nelms | 1980-84 | 4,128 | 175 | 23.6 | 84 | 0 |
| 4. Dick James | 1956-63 | 3,949 | 155 | 25.5 | 72 | 0 |
| 5. Brandon Banks | 2010-12 | 2,856 | 119 | 24.0 | 96t | 1 |
| 6. Rickie Harris | 1965-70 | 2,326 | 102 | 22.8 | 54 | 0 |
| 7. Eddie Saenz | 1946-51 | 2,191 | 93 | 23.6 | 94t | 2 |
| 8. Ladell Betts | 2002-09 | 2,062 | 86 | 24.0 | 94t | 1 |
| 9. James Thrash | 1997-00, 2004-09 | 1,903 | 85 | 22.5 | 95t | 1 |
| 10. Larry Jones | 1974-77 | 1,816 | 73 | 24.9 | 102t | 1 |

SCORING

| PLAYER | YEAR | PTS. | TD | PAT | FGM | 2PT |
|-----------------------|------|------|-----|-----|-----|-----|
| 1. Mark Moseley | 1983 | 161 | 0 | 62 | 33 | 0 |
| 2. Chip Lohmiller | 1981 | 149 | 0 | 56 | 31 | 0 |
| 3. John Riggins | 1983 | 144 | 24 | 0 | 0 | 0 |
| 4. Dustin Hopkins | 2016 | 138 | 0 | 36 | 34 | 0 |
| 5. Chip Lohmiller | 1990 | 131 | 131 | 0 | 41 | 0 |
| 6. Chip Lohmiller | 1989 | 128 | 0 | 41 | 29 | 0 |
| 7. Terry Allen | 1996 | 126 | 21 | 0 | 0 | 0 |
| 8t. Chip Lohmiller | 1992 | 120 | 0 | 30 | 30 | 0 |
| 8t. Mark Moseley | 1984 | 120 | 0 | 48 | 24 | 0 |
| 9t. Graham Gano | 2011 | 118 | 0 | 25 | 31 | 0 |
| 9t. Scott Blanton [R] | 1996 | 118 | 0 | 40 | 26 | 0 |

TOTAL TOUCHDOWNS

| PLAYER | YEAR | TD |
|-------------------|--------------------|----|
| 1. John Riggins | 1983 | 24 |
| 2. Terry Allen | 1996 | 21 |
| 3. George Rogers | 1986 | 18 |
| 4. Stephen Davis | 1999 | 18 |
| 5. Charley Taylor | 1966 | 15 |
| 6t. Larry Brown | 1973 | 14 |
| 6t. John Riggins | 1984 | 14 |
| 8t. John Riggins | 1981 | 13 |
| 8t. Alfred Morris | 2012 | 13 |
| 10t. | Seven players tied | 12 |

RUSHING YARDS

| PLAYER | YEAR | YDS. | ATT. | AVG. | LG. | TD |
|-------------------|------|-------|------|------|-----|----|
| 1. Alfred Morris | 2012 | 1,613 | 335 | 4.8 | 39t | 13 |
| 2. Clinton Portis | 2005 | 1,516 | 352 | 4.3 | 47t | 11 |
| 3. Clinton Portis | 2008 | 1,487 | 342 | 4.3 | 31 | 9 |
| 4. Stephen Davis | 2001 | 1,432 | 356 | 4.0 | 32 | 5 |
| 5. Stephen Davis | 1999 | 1,405 | 290 | 4.8 | 76t | 17 |
| 6. Terry Allen | 1996 | 1,353 | 347 | 3.9 | 49t | 21 |
| 7. John Riggins | 1983 | 1,347 | 375 | 3.6 | 44 | 24 |
| 8. Stephen Davis | 2000 | 1,318 | 332 | 4.0 | 50t | 11 |
| 9. Clinton Portis | 2004 | 1,315 | 343 | 3.8 | 64t | 5 |
| 10. Terry Allen | 1995 | 1,309 | 338 | 3.9 | 28 | 10 |

RUSHING ATTEMPTS

| PLAYER | YEAR | ATT. |
|----------------------|------|------|
| 1. John Riggins | 1983 | 375 |
| 2. Stephen Davis | 2001 | 356 |
| 3. Clinton Portis | 2005 | 352 |
| 4. Terry Allen | 1996 | 347 |
| 5. Clinton Portis | 2004 | 343 |
| 6. Clinton Portis | 2008 | 342 |
| 7. Terry Allen | 1995 | 338 |
| 8. Alfred Morris [R] | 2012 | 335 |
| 9. Stephen Davis | 2000 | 332 |
| 10. John Riggins | 1984 | 327 |



TOP 10 SINGLE SEASON



RUSHING TOUCHDOWNS

| PLAYER | YEAR | TD |
|--------------------|------|----|
| 1. John Riggins | 1983 | 24 |
| 2. Terry Allen | 1996 | 21 |
| 3. George Rogers | 1986 | 18 |
| 4. Stephen Davis | 1999 | 17 |
| 5. John Riggins | 1984 | 14 |
| 6t. John Riggins | 1981 | 13 |
| 6t. Alfred Morris | 2012 | 13 |
| 8t. Antonio Gibson | 2020 | 11 |
| 8t. Stephen Davis | 2000 | 11 |
| 8t. Clinton Portis | 2005 | 11 |
| 8t. Clinton Portis | 2007 | 11 |
| 8t. Gerald Riggs | 1991 | 11 |

PASSING YARDS

| PLAYER | YEAR | YDS. | ATT. | COMP. | TD | INT |
|--------------------|------|-------|------|-------|----|-----|
| 1. Kirk Cousins | 2016 | 4,917 | 606 | 406 | 25 | 12 |
| 2. Kirk Cousins | 2015 | 4,166 | 543 | 379 | 29 | 11 |
| 3. Jay Schroeder | 1986 | 4,109 | 541 | 276 | 22 | 22 |
| 4. Kirk Cousins | 2017 | 4,093 | 540 | 347 | 27 | 13 |
| 5. Brad Johnson | 1999 | 4,005 | 519 | 316 | 24 | 13 |
| 6. Mark Rypien | 1989 | 3,768 | 476 | 280 | 22 | 13 |
| 7. Sonny Jurgensen | 1967 | 3,747 | 508 | 288 | 31 | 16 |
| 8. Joe Theismann | 1983 | 3,714 | 459 | 276 | 29 | 11 |
| 9. Jason Campbell | 2009 | 3,618 | 507 | 327 | 20 | 15 |
| 10. Joe Theismann | 1981 | 3,568 | 496 | 293 | 19 | 20 |

PASS ATTEMPTS

| PLAYER | YEAR | ATT. |
|--------------------|------|------|
| 1. Kirk Cousins | 2016 | 606 |
| 2. Kirk Cousins | 2015 | 543 |
| 3. Jay Schroeder | 1986 | 541 |
| 4. Kirk Cousins | 2017 | 540 |
| 5. Brad Johnson | 1999 | 519 |
| 6. Trent Green | 1998 | 509 |
| 7. Sonny Jurgensen | 1967 | 508 |
| 8. Jason Campbell | 2009 | 507 |
| 9. Jason Campbell | 2008 | 506 |

| | | |
|-------------------|------|-----|
| 10. Joe Theismann | 1981 | 496 |
|-------------------|------|-----|

PASS COMPLETIONS

| PLAYER | YEAR | COMP. |
|--------------------|------|-------|
| 1. Kirk Cousins | 2016 | 406 |
| 2. Kirk Cousins | 2015 | 379 |
| 3. Kirk Cousins | 2017 | 347 |
| 4. Jason Campbell | 2009 | 327 |
| 5. Brad Johnson | 1999 | 316 |
| 6. Jason Campbell | 2008 | 315 |
| 7. Joe Theismann | 1981 | 293 |
| 8. Sonny Jurgensen | 1967 | 288 |
| 9. Joe Theismann | 1984 | 283 |
| 10. Mark Rypien | 1989 | 280 |

PASSING TOUCHDOWNS

| PLAYER | YEAR | TD |
|---------------------|------|----|
| 1. Sonny Jurgensen | 1967 | 31 |
| 2t. Kirk Cousins | 2015 | 29 |
| 2t. Joe Theismann | 1983 | 29 |
| 4t. Sonny Jurgensen | 1966 | 28 |
| 4t. Mark Rypien | 1991 | 28 |
| 6. Kirk Cousins | 2018 | 27 |
| 7t. Sammy Baugh | 1947 | 25 |
| 7t. Kirk Cousins | 2016 | 25 |
| 9t. Brad Johnson | 1999 | 24 |
| 9t. Sonny Jurgensen | 1964 | 24 |
| 9t. Joe Theismann | 1984 | 24 |

PASSER RATING

| PLAYER | YEAR | RATING |
|-----------------------|------|--------|
| 1. Sammy Baugh | 1945 | 109.9 |
| 2. Robert Griffin III | 2012 | 102.4 |
| 3. Kirk Cousins | 2015 | 101.6 |
| 4. Mark Rypien | 1991 | 97.9 |
| 5. Kirk Cousins | 2016 | 97.2 |
| 6. Joe Theismann | 1983 | 97.0 |
| 7. Kirk Cousins | 2017 | 93.9 |
| 8. Sammy Baugh | 1947 | 92.0 |
| 9. Sonny Jurgensen | 1970 | 91.5 |



TOP 10 SINGLE SEASON



| | | |
|-------------------|------|------|
| 10. Joe Theismann | 1982 | 91.3 |
|-------------------|------|------|

RECEIVING YARDS

| PLAYER | YEAR | YDS. |
|-------------------|------|-------|
| 1. Santana Moss | 2005 | 1,483 |
| 2. Bobby Mitchell | 1963 | 1,436 |
| 3. Henry Ellard | 1994 | 1,397 |
| 4. Bobby Mitchell | 1962 | 1,384 |
| 5. Art Monk | 1984 | 1,372 |
| 6. Pierre Garçon | 2013 | 1,346 |
| 7. Gary Clark | 1991 | 1,340 |
| 8. Gary Clark | 1986 | 1,265 |
| 9. Gary Clark | 1989 | 1,229 |
| 10. Art Monk | 1985 | 1,226 |

RECEPTIONS

| PLAYER | YEAR | REC. |
|---------------------|------|------|
| 1. Pierre Garçon | 2013 | 113 |
| 2. Art Monk | 1984 | 106 |
| 3. Santana Moss | 2010 | 93 |
| 4. Art Monk | 1985 | 91 |
| 5. Laveranues Coles | 2004 | 90 |
| 6t. Terry McLaurin | 2020 | 87 |
| 6t. Jordan Reed | 2015 | 87 |
| 8. Art Monk | 1989 | 86 |
| 9. Santana Moss | 2005 | 84 |
| 10. Chris Cooley | 2008 | 83 |

RECEIVING TOUCHDOWNS

| PLAYER | YEAR | TD |
|--------------------|------|----|
| 1t. Ricky Sanders | 1988 | 12 |
| 1t. Jerry Smith | 1967 | 12 |
| 1t. Charley Taylor | 1966 | 12 |
| 1t. Hugh Taylor | 1952 | 12 |
| 5t. Jordan Reed | 2015 | 11 |
| 5t. Bobby Mitchell | 1962 | 11 |
| 7t. Gary Clark | 1991 | 10 |
| 7t. Bobby Mitchell | 1964 | 10 |
| 9t. Gary Clark | 1989 | 9 |
| 9t. Bobby Mitchell | 1966 | 9 |

| | | |
|-----------------------|------|---|
| 9t. Santana Moss | 2005 | 9 |
| 9t. Pat Richter | 1968 | 9 |
| 9t. Jerry Smith | 1969 | 9 |
| 9t. Jerry Smith | 1970 | 9 |
| 9t. Charley Taylor | 1967 | 9 |
| 9t. Hugh Taylor | 1949 | 9 |
| 9t. Hugh Taylor | 1950 | 9 |
| 9t. Michael Westbrook | 1999 | 9 |

SACKS

| PLAYER | YEAR | SACKS |
|-----------------------|------|-------|
| 1. Dexter Manley | 1986 | 18.5 |
| 2. Dexter Manley | 1985 | 15.0 |
| 3. Charles Mann | 1985 | 14.5 |
| 4t. Ryan Kerrigan | 2014 | 13.5 |
| 4t. Ken Harvey | 1994 | 13.5 |
| 4t. Dexter Manley | 1984 | 13.5 |
| 7t. Ryan Kerrigan | 2018 | 13.0 |
| 7t. Ryan Kerrigan | 2017 | 13.0 |
| 9. Marco Coleman | 2000 | 12.5 |
| 10t. Dave Butz | 1983 | 11.5 |
| 10t. Charles Mann | 1991 | 11.5 |
| 12t. Ryan Kerrigan | 2016 | 11.0 |
| 12t. Andre Carter | 2009 | 11.0 |
| 12t. Brian Orakpo [R] | 2009 | 11.0 |
| 12t. Lavar Arrington | 2002 | 11.0 |
| 12. Dexter Manley | 1983 | 11.0 |
| 12t. Rich Owens | 1996 | 11.0 |

INTERCEPTIONS

| PLAYER | YEAR | INT. |
|---------------------|------|------|
| 1. Dan Sandifer [R] | 1948 | 13 |
| 2. Paul Krause [R] | 1964 | 12 |
| 3. Sammy Baugh | 1943 | 11 |
| 4. Don Doll | 1953 | 10 |
| 5t. Dick Alban | 1954 | 9 |
| 5t. Mark Murphy | 1983 | 9 |
| 5t. Lemar Parrish | 1979 | 9 |
| 5t. Barry Wilburn | 1987 | 9 |
| 9t. Mike Bass | 1971 | 8 |
| 9t. Norb Hecker | 1956 | 8 |



TOP 10 SINGLE SEASON



| | | |
|------------------|------|---|
| 9t. Paul Krause | 1967 | 8 |
| 9t. Joe Lavender | 1976 | 8 |
| 9t. Brig Owens | 1968 | 8 |

FIELD GOAL PCT (MIN. 1FG/G)

| PLAYER | YEAR | PCT. |
|-----------------------|------|--------------|
| 1. Mark Moseley | 1982 | 95.2 [20-21] |
| 2. Kai Forbath | 2012 | 94.4 [17-18] |
| 3. Dustin Hopkins | 2018 | 89.7 [26-29] |
| 4. Dustin Hopkins | 2015 | 89.3 [25-28] |
| 5. Kai Forbath | 2014 | 88.9 [24-27] |
| 6. Shaun Suisham | 2009 | 85.7 [18-21] |
| 7. Shaun Suisham | 2007 | 82.9 [29-35] |
| 8. Dustin Hopkins | 2017 | 82.4 [14-17] |
| 9. Kai Forbath | 2013 | 81.8 [18-22] |
| 10. Scott Blanton [R] | 1996 | 81.3 [26-32] |

FIELD GOALS MADE

| PLAYER | YEAR | FG. |
|---------------------|------|-----|
| 1. Dustin Hopkins | 2016 | 34 |
| 2. Mark Moseley | 1983 | 33 |
| 3t. Graham Gano | 2011 | 31 |
| 3t. Chip Lohmiller | 1991 | 31 |
| 5t. Chip Lohmiller | 1990 | 30 |
| 5t. Chip Lohmiller | 1992 | 30 |
| 7t. Curt Knight | 1971 | 29 |
| 7t. Chip Lohmiller | 1989 | 29 |
| 7t. Shaun Suisham | 2007 | 29 |
| 10t. Dustin Hopkins | 2020 | 27 |
| 10t. Eddie Murray | 1995 | 27 |

PUNTING AVERAGE

| PLAYER | YEAR | AVG. |
|----------------|------|------|
| 1. Sammy Baugh | 1940 | 51.4 |
| 2. Tress Way | 2019 | 49.2 |
| 3. Sammy Baugh | 1941 | 48.7 |
| 4. Sammy Baugh | 1942 | 48.2 |
| 5. Tress Way | 2020 | 48.0 |
| 6. Tress Way | 2014 | 47.5 |
| 7. Tress Way | 2015 | 46.1 |

| | | |
|----------------|------|------|
| 8. Sammy Baugh | 1943 | 45.9 |
| 9. Tress Way | 2017 | 45.7 |
| 10. Sam Baker | 1959 | 45.5 |

NET PUNTING AVERAGE (SINCE 1976)

| PLAYER | YEAR | AVG. |
|---------------|------|------|
| 1. Tress Way | 2020 | 44.3 |
| 2. Tress Way | 2019 | 44.1 |
| 3. Tress Way | 2018 | 41.5 |
| 4. Tress Way | 2014 | 40.0 |
| 5. Tress Way | 2015 | 39.8 |
| 6t. Matt Turk | 1997 | 39.2 |
| 6t. Matt Turk | 1996 | 39.2 |
| 8t. Tress Way | 2017 | 39.0 |
| 8t. Sav Rocca | 2011 | 39.0 |
| 8t. Matt Turk | 1998 | 39.0 |

PUNTING YARDS

| PLAYER | YEAR | YDS. |
|-----------------|------|-------|
| 1. Tom Tupa | 2004 | 4,544 |
| 2. Matt Turk | 1998 | 4,103 |
| 3. Mike Bragg | 1978 | 4,056 |
| 4. Tress Way | 2017 | 3,794 |
| 5. Matt Turk | 1997 | 3,788 |
| 6. Pat Richter | 1964 | 3,749 |
| 7. Bryan Barker | 2001 | 3,747 |
| 8. Tress Way | 2014 | 3,659 |
| 9. Reggie Roby | 1994 | 3,639 |
| 10. Tress Way | 2018 | 3,581 |

PUNTS

| PLAYER | YEAR | PUNTS |
|------------------|------|-------|
| 1t. Mike Bragg | 1978 | 103 |
| 1t. Tom Tupa | 2004 | 103 |
| 3. Matt Turk | 1998 | 93 |
| 4t. Mike Bragg | 1977 | 91 |
| 4t. Pat Richter | 1964 | 91 |
| 6t. Bryan Barker | 2001 | 90 |
| 6t. Mike Bragg | 1976 | 90 |
| 8. Mike Connell | 1980 | 85 |



TOP 10 SINGLE SEASON



| | | |
|------------------|------|----|
| 9t. Bryan Barker | 2003 | 84 |
| 9t. Sav Rocca | 2013 | 84 |
| 9t. Matt Turk | 1997 | 84 |

KICKOFF RETURN AVERAGE

| PLAYER | YEAR | AVG. | ATT. | YDS. | LG. | TD |
|----------------------|------|------|------|-------|------|----|
| 1. Mike Nelms | 1981 | 29.7 | 37 | 1,099 | 84 | 0 |
| 2. Dick James | 1961 | 29.4 | 21 | 617 | 48 | 0 |
| 3. Larry Jones [R] | 1974 | 29.2 | 23 | 672 | 102t | 1 |
| 4. Herb Mul-Key | 1973 | 28.1 | 36 | 1,011 | 97t | 1 |
| 5. Joe Scudero | 1955 | 28.0 | 25 | 699 | 94t | 1 |
| 6. Dick James | 1963 | 27.8 | 32 | 889 | 72 | 0 |
| 7. Dick James | 1963 | 27.7 | 30 | 830 | 48 | 0 |
| 8. Eddie Saenz | 1947 | 27.5 | 29 | 797 | 94t | 2 |
| 9. Speedy Duncan | 1971 | 26.8 | 27 | 724 | 48 | 0 |
| 10. Dale Atkeson [R] | 1954 | 26.0 | 24 | 623 | 99t | 1 |

KICKOFF RETURN YARDS

| PLAYER | YEAR | YARDS |
|----------------------|------|-------|
| 1. Rock Cartwright | 2006 | 1,541 |
| 2. Brian Mitchell | 1994 | 1,478 |
| 3. Brian Mitchell | 1995 | 1,408 |
| 4. Rock Cartwright | 2007 | 1,339 |
| 5. Brian Mitchell | 1998 | 1,337 |
| 6. Rock Cartwright | 2008 | 1,307 |
| 7. Brian Mitchell | 1996 | 1,258 |
| 8. Brandon Banks | 2011 | 1,174 |
| 9. Brandon Banks [R] | 2010 | 1,155 |
| 10. Michael Bates | 2001 | 1,150 |

PUNTING RETURN AVERAGE

| PLAYER | YEAR | ATT. | YDS. | AVG. | LG. | TD |
|------------------------|------|------|------|------|-----|----|
| 1. Johnny Williams [R] | 1952 | 24 | 366 | 15.3 | 74t | 2 |
| 2. Brian Mitchell | 1994 | 32 | 452 | 14.1 | 78t | 2 |
| 3. Eddie Brown | 1976 | 48 | 646 | 13.5 | 71t | 1 |
| 4. Brian Mitchell | 1995 | 25 | 315 | 12.6 | 59t | 1 |
| 5. Eddie Saenz | 1947 | 24 | 308 | 12.8 | 30 | 0 |
| 6. Brian Mitchell | 1995 | 25 | 315 | 12.6 | 59t | 1 |
| 7. Eric Metcalf | 2001 | 33 | 412 | 12.5 | 89t | 1 |

| | | | | | | |
|-----------------------|------|----|-----|------|-----|---|
| 8. Rickie Harris [R] | 1965 | 31 | 377 | 12.2 | 57t | 1 |
| 9. Jamison Crowder | 2016 | 27 | 328 | 12.1 | 85t | 1 |
| 10. Steve Bagarus [R] | 1945 | 21 | 251 | 12.0 | 28 | 0 |

PUNTING RETURN AVERAGE

| PLAYER | YEAR | YARDS |
|-----------------------|------|-------|
| 1. Eddie Brown | 1976 | 646 |
| 2. Brian Mitchell | 1991 | 600 |
| 3. Brian Mitchell | 1998 | 506 |
| 4. Mike Nelms | 1981 | 492 |
| 5. Mike Nelms | 1980 | 487 |
| 6t. Eddie Brown | 1977 | 452 |
| 6t. Brian Mitchell | 1994 | 452 |
| 8. Tony Green [R] | 1978 | 443 |
| 9. Brian Mitchell | 1997 | 442 |
| 10. Brandon Banks [R] | 2010 | 431 |