

# — LAS VEGAS RAIDERS — WEEKLY RELEASE

WEEK 3



2-0

Sunday, September 27, 2020  
10:00 AM (PT)  
Gillette Stadium



1-1



# TABLE OF CONTENTS

<b>Cover</b> .....	<b>1</b>	Third Down Efficiency Team/Opponents .....	69
<b>Release</b> .....	<b>3-43</b>	Fourth Down Efficiency .....	70
Intro .....	3	100.0+ Passer Rating .....	71
Game Release .....	4-43	Completions by Distance .....	72
<b>Rosters Divider</b> .....	<b>44</b>	Yards Gained By Down .....	73
<b>Rosters</b> .....	<b>45-52</b>	Big Returns: Kickoff and Punt .....	74
Roster/Depth Chart .....	45	Opponent Big Returns: Kickoff and Punt .....	75
Roster/Numerical .....	46	Takeaways and Opponent Takeaways .....	76
Roster/Alphabetical .....	47	Turnover Breakdown Chart - Team and Opponent .....	77
Roster/Positional .....	48	Red Zone Efficiency .....	78
Roster/How Built .....	49	Onside Kicks .....	79
Roster/Transactions .....	50	Blocked Kicks .....	80
Coaches/Miscellaneous Info .....	52	Two-Point Conversions .....	81
<b>Stats Divider</b> .....	<b>53</b>	Scoring Breakdown .....	82
<b>2020 Raider Statistics</b> .....	<b>54-90</b>	Goal to Go Situations .....	84
2020 Team Stats .....	54	Goal to Go Situations - Detailed .....	85
Defensive/Special Teams Stats .....	55	Replay Challenges .....	86
Game-By-Game Offense .....	56	Team Record When... .....	87
Game-by-Game Defense .....	57	The Last Time .....	88-90
Team Highs And Lows .....	58	<b>Updated Player Bios Divider</b> .....	<b>91</b>
Individual Single-Game Highs .....	60	<b>Updated Player Bios</b> .....	<b>92-145</b>
Opponents Individual Highs .....	61	<b>Game Summaries Divider</b> .....	<b>146</b>
Big Yardage Games .....	62	<b>Game Summaries</b> .....	<b>147</b>
Big Plays of 20+ Yards .....	63	<b>Last Week's Game Divider</b> .....	<b>149</b>
Opponent Big Plays of 20+ Yards .....	64	<b>Last Week's Game</b> .....	<b>150-194</b>
Longest Drives .....	65	Gamebook .....	150-167
Drive Charts .....	66	Last Week's Game Clips .....	168-194
Drive Charts - Opening Drives .....	67	<b>Feature Clips Divider</b> .....	<b>195</b>
Advances Chart .....	68	<b>Feature Clips</b> .....	<b>196-271</b>



# LAS VEGAS RAIDERS

# WEEKLY RELEASE



2-0

## WEEK 3

Sunday, September 27, 2020  
10:00 am (PT)  
Gillette Stadium



1-1

## GAME PREVIEW

The Las Vegas Raiders will make the trip across the country in Week 3 to face the New England Patriots this coming Sunday, Sept. 27 at 10:00 a.m. PT. The matchup marks the first contest between the two clubs since they squared off in Mexico City, in 2017. The Patriots hold a 17-14-1 advantage in the all-time regular season series entering this Sunday, while also clinging to a five-game winning streak over the Raiders. The AFC battle commences on CBS with the broadcast carried by **Jim Nantz**, **Tony Romo** and **Tracy Wolfson**.

The Silver and Black closed out the NFL's Week 2 slate with the first-ever victory in Allegiant Stadium, beating the New Orleans Saints by a score of 34-24 to improve to 2-0 on the 2020 campaign. **QB Derek Carr** and **TE Darren Waller** stole the show, as they connected 12 times for 103 yards and one touchdown. Carr finished completing 28-of-38 pass attempts (73.7 percent) for 282 yards, three touchdowns to no interceptions, earning a passer rating of 120.7. It marked Carr's 19th career three-touchdown performance through the air, tied for second-most in Raiders history with Daryle Lamonica. Waller's 12 receptions marked a single-game high by all receivers in Week 2, as Carr also completed passes to 10 other receivers in the contest. Through Week 2, Carr is the only quarterback in the league to complete passes to at least 11 different players in a single game. Other highlighted performances include touchdown receptions by **FB Alec Ingold** and **WR Zay Jones**, with **RB Jalen Richard** chipping in with one of his own scores on the ground. On defense, **LB Nicholas Morrow** posted the Raiders' first interception of the season, picking off QB Drew Brees and setting up the Raiders' final points of the first half and helping tie the game at 17 apiece before intermission. **K Daniel Carlson** was perfect on the field again, making both field goal attempts and all four PATs on the evening, including a 54-yard boot that sealed a Raiders victory with 1:05 remaining in the final frame.

The Patriots, now 1-1, welcome the Silver and Black to Foxborough following a 30-35 loss against the Seattle Seahawks in Week 2. Following Week 3's matchup, the Raiders will return to Las Vegas to host the Buffalo Bills for their second consecutive contest against the AFC East, while the Patriots will hit the road to take on the Kansas City Chiefs at Arrowhead Stadium.

## 2020 SCHEDULE

### REGULAR SEASON (2-0)

Sun., Sept. 13	at Carolina Panthers	34-30	1-0
<b>Mon., Sept. 21</b>	<b>NEW ORLEANS SAINTS*</b>	<b>34-24</b>	<b>2-0</b>
Sun., Sept. 27	at New England Patriots	10:00 a.m.	CBS
<b>Sun., Oct. 4</b>	<b>BUFFALO BILLS</b>	<b>1:25 p.m.</b>	<b>CBS</b>
Sun., Oct. 11	at Kansas City Chiefs	10:00 a.m.	CBS
<b>BYE WEEK</b>			
Sun., Oct. 25	<b>TAMPA BAY BUCCANEERS**</b>	5:20 p.m.	NBC
Sun., Nov. 1	at Cleveland Browns	10:00 a.m.	FOX
Sun., Nov. 8	at Los Angeles Chargers	1:05 p.m.	FOX
<b>Sun., Nov. 15</b>	<b>DENVER BRONCOS</b>	<b>1:05 p.m.</b>	<b>CBS</b>
<b>Sun., Nov. 22</b>	<b>KANSAS CITY CHIEFS**</b>	<b>5:20 p.m.</b>	<b>NBC</b>
Sun., Nov. 29	at Atlanta Falcons	10:00 a.m.	CBS
Sun., Dec. 6	at New York Jets	10:00 a.m.	CBS
<b>Sun., Dec. 13</b>	<b>INDIANAPOLIS COLTS</b>	<b>1:05 p.m.</b>	<b>CBS</b>
<b>Thu., Dec. 17</b>	<b>LOS ANGELES CHARGERS***</b>	<b>5:20 p.m.</b>	<b>FOX</b>
<b>Sat. or Sun., Dec. 26/27</b>	<b>MIAMI DOLPHINS</b>	<b>TBD</b>	<b>TBD</b>
Sun., Jan. 3	at Denver Broncos	1:25 p.m.	CBS

\* - Monday Night Football on ESPN with simulcast on ABC.

\*\* - Sunday Night games in Weeks 5-16 subject to change.

\*\*\* - NFL Network and Amazon simulcast subject to change

## THE SETTING

**Date:** Sunday, September 27, 2020  
**Kickoff:** 10:00 a.m. PT  
**Site:** Gillette Stadium (2002)  
**Capacity/Surface:** 65,878/FieldTurf  
**Regular Season:** Patriots lead, 17-14-1  
**Postseason:** Patriots lead, 2-1



## WALLER'S WEEK

Below are notes from **TE Darren Waller's** dominant Week 2:

**Stat line:** Recorded 12 receptions for 103 yards and one TD in the Week 2 victory against the New Orleans Saints.

- His 12 receptions were the most in the NFL in Week 2 among all players.
- His 12 receptions trail only Jason Witten (13) for most receptions in Monday Night Football history among tight ends.
- His 12 receptions rank first among all single-game performances by tight ends this year.
- His 12 receptions are third-most among all single-game performances in the NFL this year.
- His 12 receptions lead the AFC among single-game performances this year.
- His 103 receiving yards rank third in the NFL among tight ends this year.
- His eight first-down receptions rank tied for first in the NFL this week among all players.
- His eight first-down receptions rank tied for second-most by a player in the NFL this year.
- Waller became just the second Raider in franchise history to log multiple games with at least 12 receptions, joining Hall of Fame WR Tim Brown.

## BROADCAST INFORMATION

### TELEVISION

**CBS**

**Play-by-play:** Jim Nantz

**Color Analyst:** Tony Romo

**Sideline/Field:** Tracy Wolfson

**Producer:** Jim Rikhooff

**Director:** Mike Arnold



### RADIO

**Raiders Radio Network**

**Flagship:** KOMP 92.3 FM "The Rock Station" and KRLV "Raider Nation Radio 920 AM"

via Compass Media Network

**Play-by-play:** Brent Musburger

**Color Analyst:** Lincoln Kennedy



## NOTABLE CONNECTIONS

### Pro Connections

- Patriots **Head Coach Bill Belichick** coached Raiders General Manager Mike Mayock from 1982-83 when Mayock played safety for the New York Giants.
- Raiders **running backs coach Kirby Wilson** began his NFL career in New England where he served as the running backs coach from 1997-99.
- Raiders **offensive quality control coach Cameron Clemmons** participated in the Bill Walsh Minority Fellowship with the New England Patriots in 2017, working with the club throughout the offseason program, minicamp and training camp.
- Raiders **Assistant Director of Player Personnel DuJuan Daniels** spent 13 seasons in the Patriots' personnel department, serving six seasons as a national scout for New England after joining the club in 2006 as a scouting assistant and being promoted to an area scout for five years.
- Raiders **senior offensive assistant John Morton** and Patriots **wide receivers coach Mick Lombardi** served on the same staff with the New York Jets in 2017, serving as offensive coordinator and assistant quarterbacks coach, respectively.
- Raiders **T Trent Brown** spent the 2018 with the New England Patriots, starting all 16 games and helping lead the team to a victory in Super Bowl LIII.
- Patriots **LB Shilique Calhoun** originally entered the league with the Raiders as a third-round selection of the 2016 draft and appeared in 26 games in his three years (2016-18) with the club.
- Raiders **TE Darren Waller** played with Patriots **DB Terrence Brooks** and **DL Lawrence Guy** in Baltimore in 2015.
- Raiders **strength and conditioning assistant D'Anthony Batiste** blocked for Patriots QB Brian Hoyer with the Arizona Cardinals in 2012.
- Raiders **TE Jason Witten** played with Patriots **K Nick Folk** in Dallas from 2007-09.
- Raiders **CB Nevin Lawson** played with Patriots **LB Brandon Copeland** in Detroit from 2015-16.

### College Connections

- Raiders **DE Kendal Vickers** was teammates with Patriots **FB Jakob Johnson** at Tennessee from 2014-17.
- Raiders **TE Darren Waller** was teammates with Patriots **OL Shaq Mason** at Georgia Tech from 2011-14.
- Raiders **DT Maurice Hurst** was teammates at Michigan with Patriots **DE Chase Winovich** (2015-17), **LB Josh Uche** (2016-17) and **OL Mike Onwenu** (2016-17).
- Raiders **PAJ Cole** was teammates with Patriots **WR Jakobi Meyers** at NC State from 2015-18.
- Raiders **RB Josh Jacobs** and **WR Henry Ruggs III** were teammates with Patriots **LB Anfernee Jennings** from 2017-19.
- Raiders **S Lamarcus Joyner** played with Patriots **DB Terrence Brooks** from 2010-13, winning the National Championship in 2013. They also played with Raiders **C Rodney Hudson** in 2010.
- Raiders **T Kolton Miller** and **OL Andre James** were teammates at UCLA with Patriots **TE Devin Asiasi** in 2017.

### Hometown Connections

- Raiders **DT Maurice Hurst** is a native of Canton, Mass., and attended Xaverian High in Westwood, Mass. Hurst is the son of former Patriot DE Maurice Hurst Sr. (1989-95). Hurst Sr. is a member of the All-1990's Decade Team for the Patriots.
- Patriots **DL Lawrence Guy** is a native of Las Vegas, Nev. .

## 2020 TEAM RANKINGS

### OFFENSE

Category	RAIDERS		PATRIOTS	
	Stats	Rank	Stats	Rank
Total Offense	373.5	15	410.5	8
Rush Offense	124.5	15	142.0	8
Pass Offense	249.0	15	268.5	8
Points Per Game	34.0	4	25.5	15
Third-Down Off. %	57.1	2	54.5	4
Fourth-Down Off. %	100.0	1t	100.0	1t
Red Zone Off. (TD%)	75.0	7	66.7	9t

### DEFENSE

Category	RAIDERS		PATRIOTS	
	Stats	Rank	Stats	Rank
Total Defense	406.0	26	349.0	11t
Rush Defense	120.5	16t	120.5	16t
Pass Defense	285.5	29	228.5	11
Points Per Game	27.0	20	23.0	14
Third-Down Def. %	58.3	32	38.9	8
Fourth-Down Def. %	50.0	16t	0.0	1t
Red Zone Def. (TD%)	71.4	22t	75.0	24t

### TEAM

Category	RAIDERS		PATRIOTS	
	Stats	Rank	Stats	Rank
Turnover Ratio	0	8t	+2	3t
Penalties	6	2	5	1
Penalty Yards	53	3	59	6t

## WEEKLY SCHEDULE

### Wednesday, Sept. 23

10:00 - 10:30 a.m. (approx.) ..... Practice, open to media;  
Videography/photography limited  
12:00 p.m. (approx.) ..... **Head Coach Jon Gruden** and  
**QB Derek Carr** available over Zoom

### Thursday, Sept. 24

10:00 - 10:30 a.m. (approx.) ..... Practice, open to media;  
Videography/photography limited  
12:00 p.m. (approx.) ..... **Offensive coordinator Greg Olson** and **defensive coordinator Paul Guenther** available over Zoom

### Friday, Sept. 25

10:45 - 11:00 a.m. (approx.) ..... Practice, open to media;  
Videography/photography limited  
12:00 p.m. (approx.) ..... **Head Coach Jon Gruden** available over Zoom

### Saturday, Sept. 26

..... No availability

### Sunday, Sept. 27

10:00 a.m. .... Raiders vs. Patriots

### Monday, Sept. 28

1:00 p.m. .... **Head Coach Jon Gruden** available over Zoom

*\*All times are Pacific and subject to change.*

## RAIDERS MEDIA WEBSITE

Launched in 2020, The Las Vegas Raiders Online Media Guide is now also accessible through a new interactive platform on NFLONG.com. Tailored to be a one-stop shop for all media members, the Raiders' new home for online media will provide standard media guide information, weekly game releases, in-game player tracking features, in addition to statistical reports generated directly from NFL GSIS. All media members will be provided with a username and password for personal access to utilize customizable features that include linking twitter accounts to tweet records, stat boxes, notes and more directly from the interactive platform. The website is updated in real-time and will include media schedules and availability, press conference transcripts and more. If you have not received an email with your account information or would like to request a personal account, please contact a member of the Raiders Media Relations department or contact Media Relations Coordinator Evert Geerlings (eegerlings@raiders.com). Guests may use Username: RaidersGuest / Password: Raiders2020



## RAIDERS VS. PATRIOTS

### RAIDERS SUPERLATIVES

#### VS. NEW ENGLAND PATRIOTS

##### Team Single-Game Highs/Lows:

**Total Yards:** 504; Oct. 2, 2011  
**Rushing Yards:** 225; Oct. 16, 1960  
**Passing Yards:** 344; Oct. 2, 2011  
**Fewest Total Yards Allowed:** 83; Oct. 22, 1967  
**Fewest Rushing Yards Allowed:** 30; Nov. 26, 1989  
**Fewest Passing Yards Allowed:** 67; Oct. 30, 1966  
**Points Scored:** 48; Oct. 22, 1967  
**Fewest Points Allowed:** 0; Dec. 16, 1962  
**Touchdowns:** 6; two times, last: Dec. 1, 1974

##### Individual Single-Game Highs:

**Pass Attempts:** 49, Derek Carr; Nov. 19, 2017  
**Pass Completions:** 28, Derek Carr; Nov. 19, 2017  
**Passing Yards:** 344, Jason Campbell; Oct. 2, 2011  
**Passing Touchdowns:** 4, four times, last: Ken Stabler; Dec. 1, 1974  
**Carries:** 26, Clem Daniels; Dec. 16, 1962  
**Rushing Yards:** 113, Clem Daniels; Oct. 8, 1965  
**Rushing Touchdowns:** 3, Tony Teresa; Nov. 4, 1960  
**Receptions:** 12, Dave Casper; Oct. 3, 1976  
**Receiving Yards:** 206, Art Powell; Oct. 8, 1965  
**Receiving Touchdowns:** 2, seven times, last: Courtney Anderson; Sept. 8, 2005  
**Longest Field Goal:** 51, Chris Bahr; Nov. 1, 1981



### ALL-TIME SERIES

#### Raiders vs. New England Patriots

**Regular Season:** Patriots lead series, 17-14-1

**Postseason:** 1-2

**Raiders at Home:** 9-7

**Raiders on Road:** 5-10-1

**Current Streak:** Patriots have won five straight games

#### ALL-TIME REGULAR SEASON GAMES

Date	Location	Winner	Score
10/16/60	Oakland	Raiders	27-14
11/04/60	Boston	Patriots	34-28
11/17/61	Boston	Patriots	20-17
12/09/61	Oakland	Patriots	35-21
10/26/62	Boston	Patriots	26-16
12/16/62	Oakland	Raiders	20-0
09/22/63	Oakland	Patriots	20-14
10/11/63	Boston	Patriots	20-14
09/13/64	Oakland	Patriots	17-14
10/16/64	Boston	Tied	43-43
10/08/65	Boston	Raiders	24-10
10/24/65	Oakland	Raiders	30-21
10/30/66	Boston	Patriots	24-21
09/17/67	Oakland	Raiders	35-7
10/22/67	Boston	Raiders	48-14
10/06/68	Oakland	Raiders	41-10
09/28/69	Boston	Raiders	38-23
09/19/71	New England	Patriots	20-6
12/01/74	Oakland	Raiders	41-26
10/03/76	New England	Patriots	48-17
09/24/78	Oakland	Patriots	21-14
11/01/81	Oakland	Raiders	27-17
09/29/85	Los Angeles	Raiders	35-20
11/01/87	New England	Patriots	26-23
11/26/89	Los Angeles	Raiders	24-21
10/09/94	New England	Raiders	21-17
11/17/02	Oakland	Raiders	27-20
09/08/05	New England	Patriots	30-20
12/14/08	Oakland	Patriots	49-26
10/02/11	Oakland	Patriots	31-19
09/21/14	New England	Patriots	16-9
11/19/17	Mexico City	Patriots	33-8

### NOTES VS. PATRIOTS

#### INDIVIDUAL STATS VS. PATRIOTS

##### Head Coach Jon Gruden

**Career Totals:** Coach Gruden is 0-1 all-time against the Patriots.

##### WR Nelson Agholor

- During Super Bowl LII against the New England Patriots, Agholor finished with nine receptions for 84 receiving yards as the Eagles won 41-33, earning their first Super Bowl championship in franchise history.

##### QB Derek Carr

- In two career games against the Patriots, Carr completed 49-of-83 passes for 411 yards with one touchdown against two INTs for a passer rating of 65.9.
- In the contest on Nov. 19, 2017, Carr set Raiders' individual single-game highs against the Patriots for pass attempts (49) and pass completions (28).

##### WR Zay Jones

- In five contests against the Patriots, has recorded 15 receptions for 148 yards (9.9 avg.) and one TD

##### LB Raekwon McMillan

- In three contests against the Patriots, has recorded 19 tackles (nine solo) and one pass defended.

### NEW ENGLAND PATRIOTS

**Sun., Sept. 27 at 10:00 a.m., Gillette Stadium**



**2019 record:** 12-4

**Division Finish:** (1st/AFC East)

**Playoffs:** Lost in AFC Wildcard Game

**Key additions:** S Kyle Dugger, DE Josh Uche, DT Beau Allen, WR Damiere Byrd, QB Brian Hoyer, S Devin McCourty, S Adrian Phillips, ST Matthew Slater, G Joe Thuney, FB Danny Vitale

**Key losses:** QB Tom Brady, WR Phillip Dorsett, TE Ben Watson, OL Ted Karras, DT Danny Shelton, LB Elandon Roberts, LB Jamie Collins, LB Kyle Van Noy, S Duron Harmon, K Stephen Gostkowski

- Las Vegas trails New England in the all-time series, 14-17-1 (.437), including a 1-2 record in the postseason.
- The Raiders' last victory against the Patriots came in 2002 at home in the Oakland-Alameda County Coliseum, by a score of 27-20.
- The teams' first meeting came on Oct. 16, 1960, in which the Raiders won 27-14 in Oakland.
- The Raiders dropped their last meeting against the Patriots, 8-33, on Nov. 19, 2017 at Estadio Azteca, which marked the Silver and Black's third international game in four years at the time.
- Las Vegas looks to snap a five-game losing streak against New England when they meet at Gillette Stadium, where they hold an all-time record of 5-10-1 (.313).
- Raiders **T Trent Brown** spent the 2018 season with the Patriots, starting all 16 contests at left tackle for the first time in his career en route to a victory in Super Bowl LIII.

## 2020 INDIVIDUAL LEADERS

### RAIDERS

#### Passing Yards

Derek Carr.....521

#### Completion Percentage (Min. 30 Attempts)

Derek Carr.....73.5

#### Passing Touchdowns

Derek Carr.....4

#### Carries

Josh Jacobs.....52

Devontae Booker.....7

#### Rushing Yards

Josh Jacobs.....181

Devontae Booker.....28

Jalen Richard.....26

#### Rushing Touchdowns

Josh Jacobs.....3

Jalen Richard.....1

#### Receptions

Darren Waller.....18

Josh Jacobs.....7

Hunter Renfrow.....5

#### Receiving Yards

Darren Waller.....148

Josh Jacobs.....63

Henry Ruggs III.....59

#### Receiving Touchdowns

Nelson Agholor.....1

Alec Ingold.....1

Zay Jones.....1

Darren Waller.....1

#### Sacks

Maurice Hurst.....0.5

Carl Nassib.....0.5

#### Interceptions

Nicholas Morrow.....1

### PATRIOTS

Cam Newton.....552

Cam Newton.....71.4

Cam Newton.....1

Cam Newton.....26

Sony Michel.....17

Cam Newton.....122

Sony Michel.....56

Rex Burkhead.....34

Cam Newton.....4

Sony Michel.....1

N'Keal Harry.....13

Julian Edelman.....13

Damiere Byrd.....6

Julian Edelman.....236

N'Keal Harry.....111

Damiere Byrd.....72

Jakob Johnson.....1

.....

.....

.....

Derek Rivers.....1.5

Shilique Calhoun.....1.0

Chase Winovich.....0.5

Stephon Gilmore.....1

J.C. Jackson.....1

Devin McCourty.....1

Adrian Phillips.....1

## SNAPSHOT VS. PATRIOTS

**Overview:** Head Coach Bill Belichick enters his 21st season at the helm of the New England Patriots, leading the team to a winning record in 19 consecutive seasons (2001-09). Belichick is looking to become the third head coach in NFL history to reach 275 regular-season victories on Sunday as New England enters the contest 1-1 after falling to the Seahawks, 35-30, on Sunday Night Football in Week 2. The teams' first meeting came on Oct. 16, 1960, in which the Raiders won 27-14 in Oakland. The Raiders dropped their last meeting against the Patriots, 8-33, on Nov. 19, 2017 at Estadio Azteca. Las Vegas looks to snap a five-game losing streak against the Patriots when they meet at Gillette Stadium, where they hold an all-time record of 5-10-1 (.313).

**Offense:** The Patriots offense is led by QB Cam Newton, who was signed with the club on July 8, 2020 after spending the first nine seasons of his career with the Carolina Panthers. Through the first two weeks of 2020, Newton has completed 45-of-63 (71.4 percent) passes for 552 yards and one TD, while rushing 26 times for 121 yards and four TDs. Newton has recorded multiple rushing TDs in each of his first two games and is tied for the most rushing first downs in 2020 with 13 (RB Josh Jacobs and RB Ezekiel Elliot). WR Julian Edelman leads the team and ranks third in the NFL with 236 receiving yards, while WR N'Keal Harry is tied with Edelman for a team-high 13 receptions, good for 111 yards. FB Jakob Johnson has recorded the only receiving touchdown for an offense that currently ranks eighth in the NFL in total offense (410.5), rush offense (142.0) and pass offense (268.5).

**Defense:** The Patriots rank 11th in the NFL in pass defense (228.5) and tied for second in takeaways (four). DBs Stephon Gilmore, J.C. Jackson, Devin McCourty and Adrian Phillips have all recorded an INT. Phillips leads the team with 15 tackles (11 solo) while McCourty has returned an INT for a TD this season. The Patriots eight non-offensive TDs since the start of the 2019 season are the most in the NFL during that time. New England currently has the 14th-ranked scoring defense (23.0 avg) and is tied for third in turnover margin (+2) after finishing first in the NFL in both categories in 2019 by allowing 14.1 points per game and creating a +21 turnover margin.

## LAST GAME VS. PATRIOTS

November 19, 2017 - Patriots 33, Raiders 8

Estadio Azteca, Mexico City

Team Statistics	RAIDERS	PATRIOTS
Total Net Yards.....	344	421
Total Offensive Plays.....	71	58
Net Yards Rushing.....	109	89
Total Rushing Plays.....	21	20
Net Yards Passing.....	235	332
Attempts-Completions-INTs.....	49-28-1	37-30-0
Total First Downs.....	21	25
Touchdowns.....	1	3
Field Goals Made-Attempted.....	0-0	4-4
Third Down Efficiency.....	7-15-47%	5-10-50%
Fourth Down Efficiency.....	2-4-50%	0-0-0%
Red Zone Efficiency.....	1-2-50%	2-3-67%
Penalties-Yards.....	8-66	2-10
Time of Possession.....	33:23	27:37

	1	2	3	4	Total
New England Patriots	7	10	13	3	33
Oakland Raiders	0	0	0	8	8

### Individual Leaders

#### Raiders

#### Passing Yards

Derek Carr.....237

#### Rushing Yards

Marshawn Lynch.....67

#### Receiving Yards

Michael Crabtree.....51

#### Patriots

Tom Brady.....340

Dion Lewis.....60

Brandin Cooks.....149

## 2020 AFC WEST STANDINGS

Team	W	L	Home	Road	Div.	Con.	PF	PA	Streak	Last 5
Kansas City	2	0	1-0	1-0	1-0	2-0	57	40	W2	-
Las Vegas	2	0	1-0	1-0	0-0	0-0	68	54	W2	-
Los Angeles	1	1	0-1	1-0	0-1	1-1	36	36	L1	-
Denver	0	2	0-1	0-1	0-0	0-2	35	42	L2	-

## 2020 AFC EAST STANDINGS

Team	W	L	Home	Road	Div.	Con.	PF	PA	Streak	Last 5
Buffalo	2	0	1-0	1-0	2-0	2-0	58	45	W2	-
New England	1	1	1-0	0-1	1-0	1-0	51	46	L1	-
New York	0	2	0-1	0-1	0-1	0-1	30	58	L2	-
Miami	0	2	0-1	0-1	0-1	0-2	39	52	L1	-



## WHAT TO WATCH FOR IN 2020

**Coach Gruden** recording six victories to surpass Art Shell for third-most victories (57) by a head coach in franchise history.

**QB Derek Carr** completing 339 passes (totaling 2,509 in his career) to surpass Matt Ryan for most completions in NFL history through a player's first seven seasons. Carr's 2,120 completions through his first six seasons stand as second in NFL history to Peyton Manning, while his 1,759 completions through his first five years mark an NFL record.

**Carr** recording a passer rating of 100.0 for the third consecutive game. Carr broke Ken Stabler's record of 32 such games in Week 1 to become the franchise's all-time leader.

**Carr** completing 300 passes for the seventh consecutive year, joining Peyton Manning as the only players in NFL history with seven seasons of 300 completions in their first seven years in the NFL.

**Carr** completing 300 passes to join Matthew Stafford as the only players in NFL history with five campaigns of 350 completions in their first seven seasons in the NFL.

**Carr** passing for 3,000 yards to join Andy Dalton, Peyton Manning, Cam Newton and Russell Wilson as the only players in NFL history with at least 3,000 passing yards in each of their first seven seasons.

**Carr** passing for 2,652 yards to enter the Top-5 in NFL history (Drew Bledsoe - 25,966) for career passing yards in a player's first seven seasons.

**Carr** passing for 4,000 yards for the third time in his career. Carr is the only Raiders quarterback in franchise history with multiple 4,000-yard campaigns.

**Carr** recording 16 touchdown passes, joining Peyton Manning, Dan Marino, Russell Wilson, Eli Manning and Matt Ryan as the only quarterbacks in NFL history with at least six seasons with 20 touchdown passes in their first seven years in the NFL.

**Carr** recording one touchdown pass to tie Daryle Lamonica for second-most touchdown passes (148) in franchise history.

**Carr** recording four touchdown passes to set a franchise record with 151 over his career, surpassing Ken Stabler's record of 150.

**Carr** recording 23 touchdown passes to become the seventh player in NFL history with 170 career touchdown passes in their first seven seasons in the NFL.

**Carr** recording one fourth-quarter comeback to surpass Matt Ryan for most such comebacks (20) in NFL history through a player's first seven years. Carr's 18 through his first six years and 16 through his first five years are both NFL records.

**Carr** becoming the first player in Raiders history to record multiple seasons with a passer rating of at least 100.0.

**DE Maxx Crosby** recording 9.5 sacks to become the franchise's all-time leader in sacks through a player's first two seasons in the NFL (since sacks became an official statistic in 1982 - Anthony Smith does not qualify while being on the Reserve/Injured List during his rookie season in 1990).

**Crosby** recording 10 sacks to become the first player in franchise history with at least 20 sacks in his first two seasons in the NFL (since sacks became an official statistic in 1982 - Anthony Smith does not qualify while being on the Reserve/Injured List during his rookie season in 1990).

**Crosby** becoming the first player in Raiders history with two double-digit sack seasons to begin his career.

**Crosby** becoming the 16th player in NFL history to begin his career with two double-digit sack seasons.

**RB Josh Jacobs** becoming the first running back in franchise history to begin his career with back-to-back 1,000-yard rushing campaigns after setting the franchise rookie record with 1,150 rushing yards in 2019. Jacobs is the only player in franchise history with over 1,000 rushing yards during his rookie campaign.

**Jacobs** rushing for 100 yards for the sixth time in his first 15 career games after setting a rookie franchise record with five in 2019.

**Jacobs** rushing for 381 yards to become the franchise's leader in rushing yards (1,712) through a player's first two seasons, surpassing Hall of Famer Marcus Allen's 1,711 yards.

**Jacobs** becoming the 33rd player in NFL history to rush for 1,000 yards in each of their first two seasons.

**Jacobs** becoming the first player in franchise history with 2,000 rushing yards in his first two seasons.

**Jacobs** rushing for 100 yards in five contests to become just the 13th player in NFL history to record 10 100-yard rushing contests in their first two seasons. Jacobs would become the first player in club history to accomplish the feat.

**A Raiders running back** recording 30 attempts in a single game for the first time since Dec. 16, 2012 (Darren McFadden).

**WR Hunter Renfrow** recording 46 receptions to become the fourth player in Raiders lore to record 100 receptions in his first two years in the NFL.

**Renfrow** recording 53 receptions to rank second all-time in Raiders history with 107 receptions in his first two seasons.

**TE Darren Waller** becoming the second tight end in Raiders history to record multiple 100-yard receiving campaigns, joining Todd Christensen.

**Waller** joining Christensen as the only tight ends in franchise history with multiple seasons of 90-plus receptions.

**Waller** becoming the first tight end in franchise history to record 90 receptions and 1,000 receiving yards in back-to-back seasons.

**Waller** recording 100 receiving yards for the second consecutive game for the first time in his career.

Waller posting at least 12 receptions for the third time in his career, tying Tim Brown for the most such games in Raiders history (three).

**TE Jason Witten** recording 58 receptions for his 16th career season with at least 60 receptions, the second-most in NFL history. Only Pro Football Hall of Famer Jerry Rice (17) has more such seasons.

**Witten** recording 18 receiving yards to become the second tight end in NFL history with 13,000 receiving yards, joining Pro Football Hall of Famer Tony Gonzalez (15,127). Witten has 12,979 career receiving yards.

## A WIN WOULD...

...give the Raiders a 3-0 record to start the year for the first time since 2002.

...be the Silver and Black's first win against New England since Nov. 17, 2002 (27-20) at home in Oakland-Alameda County Coliseum, and end a five-game skid.

...close the gap to two games in the all-time regular season between the two teams, with the Patriots currently leading 17-14-1 against the Raiders.

...mark Las Vegas' first win at Gillette Stadium.

...improve the Raiders record to 79-67-4 (.527) all-time against the AFC East.

...improve Head Coach Jon Gruden's record against the Patriots to 2-1 (including 0-1 in the playoffs).

## JON GRUDEN

Jon Gruden returned as head coach of the Oakland Raiders on Jan. 9, 2018, welcoming back one of the most respected and successful coaches in the storied history of the Silver and Black. Gruden, who was first introduced as head coach of the Raiders over 20 years ago, served four seasons with the Raiders from 1998-2001.

Gruden has compiled a 108-102 (.514) regular season mark as a head coach with the Raiders and the Tampa Bay Buccaneers (2002-08), and a 5-4 record (.556) in postseason contests, which includes a victory in Super Bowl XXXVII.

In his second season back with the Silver and Black, Gruden oversaw the continued development of quarterback Derek Carr and an offense that proved explosive and dynamic in helping the team nearly double its win total from the previous season. Under Gruden's tutelage, Carr set a franchise record and ranked second in the NFL with a 70.4 completion percentage (361-for-513) and snapped a career high with 4,054 passing yards, becoming the first Raider to eclipse the 4,000-yard mark twice in his career. Carr was particularly dangerous in third-down situations, posting a league-best 14 TDs and a 127.4 passer rating, the eighth highest in the NFL since 1991.

The youngest head coach in the NFL at age 34 upon his initial hire by Raiders Owner Al Davis in 1998, Gruden posted a 38-26 record (.594) and led the Silver and Black to back-to-back AFC West titles in 2000 and 2001. He guided the Raiders to an AFC Championship Game appearance in 2000, a campaign in which the Raiders set a franchise record with 479 points and led the NFL in rushing (154.4 avg.).

In all, Gruden-led teams have claimed five division championships and have recorded six seasons with nine-or-more wins. As a head coach, he has seen 22 different players combine for 40 Pro Bowl selections. In addition, Rich Gannon was tabbed for the Maxwell Club's Bert Bell Award as the league's Most Valuable Player in 2000 and four players who Gruden tutored as a head coach have been enshrined in the Pro Football Hall of Fame: Jerry Rice (2010), Warren Sapp (2013), Derrick Brooks (2014) and Tim Brown (2015).

Gruden spent seven seasons as head coach of the Tampa Bay Buccaneers, finishing his time there as the winningest coach in franchise history by compiling a 57-55 (.509) regular-season record, while leading the Buccaneers to three division titles and a 3-2 mark in the postseason, including a Super Bowl XXXVII victory, becoming the youngest head coach in NFL history to win a Super Bowl.

Prior to beginning his initial tenure in Oakland, Gruden was a seven-year NFL assistant, helping his teams qualify for the playoffs five times. Gruden spent three seasons (1995-97) as offensive coordinator for the Philadelphia Eagles. He was the NFL's youngest offensive coordinator at age 31.

Before joining Philadelphia, Gruden worked for three years at Green Bay from 1992-94. He served as an offensive assistant to head coach Mike Holmgren in 1992 and spent the 1993 and 1994 seasons as Green Bay's wide receivers coach. Gruden worked as offensive assistant to head coach George Seifert with the San Francisco 49ers in 1990.

Born August 17, 1963 in Sandusky, Ohio, Gruden attended South Bend (Ind.) Clay High School and was a three-year letterman at quarterback at the University of Dayton, graduating in 1985 with a degree in communications. Gruden and his wife, Cindy, a former University of Tennessee cheerleader, have three sons, Deuce, who is in his first season as an assistant strength and conditioning coach for the Silver and Black, Michael and Jayson.

### COACHING BACKGROUND

Years	College/Pro Team	Position
1986-87	Tennessee	Graduate Assistant
1988	Southeast Missouri St.	Passing Game Coordinator
1989	Pacific	Wide Receivers
1990	San Francisco 49ers	Offensive Assistant
1991	Pittsburgh	Wide Receivers
1992	Green Bay Packers	Offensive Assistant
1993-94	Green Bay Packers	Wide Receivers
1995-97	Philadelphia Eagles	Offensive Coordinator
1998-01	Oakland Raiders	Head Coach
2002-08	Tampa Bay Buccaneers	Head Coach
2018-19	Oakland Raiders	Head Coach
2020	Las Vegas Raiders	Head Coach

## BILL BELICHICK

Bill Belichick completed his 45th season as an NFL coach in 2019 and is in his 21st season as head coach of the New England Patriots. Belichick is the only head coach in NFL history to win six Super Bowl titles. In 2018, Belichick won his sixth Super Bowl, joining George Halas and Curly Lambeau as the only NFL coaches with six championships. He enters his 46th consecutive year as an NFL coach in 2020, passing Pro Football Hall of Famer Dick LeBeau (45) for most consecutive seasons as an NFL coach. The only other NFL coach with at least 40 consecutive NFL coaching seasons is Tom Moore with 41.

Through 2019, Belichick owns the most wins among all active coaches and ranks third all-time with 304 total victories as a head coach. Belichick's winning percentage of .686 ranks first in NFL history among coaches with 150 or more wins. He has led the Patriots to a winning record for 19 consecutive seasons (2001-19), trailing only Dallas' Tom Landry, who recorded 20 consecutive winning seasons from 1966-85. Belichick has also notched 31 postseason wins in his career, most by a head coach in NFL history.

Belichick, who was hired by Patriots Chairman and CEO Robert Kraft on Jan. 27, 2000, is in his 18th season with the Patriots. In 17 seasons, Belichick has so far delivered five Super Bowl championships, seven conference titles, 14 division crowns and 25 playoff victories, while posting an overall record of 226-80. Entering 2017, the Patriots have won eight consecutive division championships, besting the seven won by the L.A. Rams (1973-79). Belichick directed the Patriots to victories in Super Bowls XXXVI (2001), XXXVIII (2003), XXXIX (2004), XLIX (2014) and LI (2016), and in 2007 he became the only NFL head coach to guide his team to a 16-0 regular season.

From 2000-16, the Patriots won 74.0 percent of their regular-season games (201-71), among the highest winning percentages of any major American professional sports team over that span. Belichick has led the Patriots to a winning record in each of the last 16 seasons. Belichick's 26 career playoff wins are the most all-time among head coaches, while New England's 14 playoff victories from 2000-09 are tied for the most in any decade in NFL history. He has compiled a career playoff record of 26-10, with his .722 playoff winning percentage placing him third in NFL history.

Belichick began his coaching career after graduating from Wesleyan University and accepting a staff assistant position with the Baltimore Colts in 1975. At the age of 23, he was named special assistant to Head Coach Ted Marchbroda. In 1976, Belichick joined Rick Forzano's staff with the Detroit Lions as an assistant special teams coach. The following year, he was given his first positional coaching assignment as the Lions' tight ends and receivers coach. In 1978, Denver Broncos Head Coach Red Miller hired Belichick as the assistant special teams coach and assistant to defensive coordinator Joe Collier.

Bill Belichick was born April 16, 1952, in Nashville, Tenn., and raised in Annapolis, Md. His father, Steve, played fullback for the Detroit Lions in 1941. Bill was a standout prep athlete at Annapolis High, where he has since been inducted into the school's Hall of Fame.

### COACHING BACKGROUND

Years	College/Pro Team	Position
1975	Baltimore Colts	Special Assistant
1976	Detroit Lions	Asst. Special Teams
1977	Detroit Lions	Asst. Special Teams/TEs/WRs
1978	Denver Broncos	Asst./Special Teams and Asst. to Defensive Coord.
1979-80	New York Giants	Special Teams
1981-82	New York Giants	Special Teams/LBs
1983-84	New York Giants	Linebackers
1985-88	New York Giants	Defensive Coordinator
1989-90	New York Giants	Def. Coord./Secondary
1991-95	Cleveland Browns	Head Coach
1996	Miami Dolphins	Asst. Head Coach/Secondary
1997-99	New York Jets	Asst. Head Coach/Secondary
2000-Present	New England Patriots	Head Coach



## LAS VEGAS RAIDERS

### TOTAL OFFENSE

373.5 15th

### PASSING OFFENSE

249.0 15th

### RUSHING OFFENSE

124.5 15th

### SCORING OFFENSE

34.0 4th

### SACKS ALLOWED

3 T-7th

### THIRD DOWN OFFENSE

57.1% 2nd

### RED ZONE OFFENSE

75.0% 7th

### GIVEAWAYS

1 T-4th

### TOTAL DEFENSE

406.0 26th

### PASSING DEFENSE

285.5 29th

### RUSHING DEFENSE

120.5 T-16th

### SCORING DEFENSE

27.0 20th

### SACKS

1 31st

### THIRD DOWN DEFENSE

58.3% 32nd

### RED ZONE DEFENSE

71.4% T-22nd

### TAKEAWAYS

1 T-25th

## NEW ENGLAND PATRIOTS

### TOTAL DEFENSE

T-11th 349.0

### PASSING DEFENSE

11th 228.5

### RUSHING DEFENSE

T-16th 120.5.0

### SCORING DEFENSE

14th 23.0

### SACKS

T-19th 3

### THIRD DOWN DEFENSE

8th 38.9%

### RED ZONE DEFENSE

T-24th 75.0%

### TAKEAWAYS

T-2nd 4

### TOTAL OFFENSE

8th 410.5

### PASSING OFFENSE

8th 268.5

### RUSHING OFFENSE

8th 142.0

### SCORING OFFENSE

15th 25.5

### SACKS ALLOWED

T-7th 3

### THIRD DOWN OFFENSE

4th 54.5%

### RED ZONE OFFENSE

T-9th 66.7%

### GIVEAWAYS

T-10th 2

## How They Match Up - Statistical Leaders -2020

Category	Raiders	No.	Category	Patriots	No.
Passing Yards	Carr	521	Passing Yards	Newton	552
Passer Rating	Carr	114.9	Passer Rating	Newton	96.8
Completion Percentage	Carr	73.5	Completion Percentage	Newton	71.4
Rushing Yards	Jacobs	181	Rushing Yards	Newton	122
Rushing Touchdowns	Jacobs	3	Rushing Touchdowns	Newton	4
Receptions	Waller	18	Receptions	Edelman and Harry	13
Receiving Yards	Waller	148	Receiving Yards	Edelman	236
Receiving Touchdowns	Four Tied	1	Receiving Touchdowns	Johnson	1
Scrimmage Yards	Jacobs	244	Scrimmage Yards	Edelman	259
First Downs	Jacobs	15	First Downs	Newton	13
Tackles	Abram	17	Tackles	Phillips	15
Sacks	Hurst and Nassib	0.5	Sacks	Rivers	1.5
Interceptions	Morrow	1	Interceptions	Four Tied	1
Forced Fumbles	None	--	Forced Fumbles	None	--
Special Teams Tackles	Harris and Mullen	2	Special Teams Tackles	Copeland and Davis	2
Punt Return Avg.	Renfrow	14.0	Punt Return Avg.	Byrd	0.0
Kick Return Avg.	Richard	30.0	Kick Return Avg.	None	30.0
Scoring/Non-Kicking	Jacobs	18	Scoring/Non-Kicking	Newton	24
Scoring	Carlson	20	Scoring	Newton	24

## GAME NOTES VS. NEW ORLEANS SAINTS



Las Vegas Raiders (2-0) vs. New Orleans Saints (1-1)  
Week 2 | Monday, Sept. 21, 2020 | 5:15 p.m. PT  
Allegiant Stadium | Las Vegas, NV



	1	2	3	4	Total
New Orleans Saints	10	7	0	7	24
Las Vegas Raiders	0	17	7	10	34

### Raiders 34, Saints 24

- The team recorded their first victory at Allegiant Stadium.
- The Raiders improve to 41-29-1 all-time in Monday Night Football contests.
- The Raiders now hold a two-game win streak over New Orleans, improving their all-time regular season series record against the Saints to 7-6-1.
- The win marks the first time the Raiders started the season 2-0 since 2017, while marking the first time since 2005 that **Head Coach Jon Gruden** began a season 2-0.
- The win gives the Raiders three straight victories on MNF, and four consecutive primetime wins, dating back to Dec. 24, 2018.
- The win marks the Raiders fourth straight victory against NFC South opponents dating back to the 2016 season and improves Las Vegas' all-time record against the division to 25-18-1 (.568).

### Allegiant Stadium Firsts

- **K Daniel Carlson** recorded the first points when he connected on a 28-yard FG attempt.
- **FB Alec Ingold** registered the first TD on a 3-yard reception from QB Derek Carr.
- **RB Josh Jacobs** recorded the Raiders' first carry for one yard.
- **S Lamarcus Joyner** registered the Raiders' first tackle on defense.
- **LB Nicholas Morrow** recorded the Raiders first INT on the season, ending QB Drew Brees' streak of 265 straight passes against the Raiders without an INT, dating back to 2003.
- **TE Darren Waller** logged the first Raiders' reception for seven yards.

### Game Themes

- **QB Derek Carr** registered his 19th career three-TD performance, tying Daryle Lamonica for second-most such game in club history, trailing only Ken Stabler's 20 such games.
- **TE Darren Waller** finished with the second-most receptions by a tight end in a single game in Monday Night Football history (Jason Witten: 13, Darren Waller: 12, Tony Gonzalez: 11).
- The Raiders have scored 34 points in each of first two games to open the season, marking the first time doing so since 1967-68.
- The Raiders were called for 3 or fewer penalties in consecutive games for just the second time since 1991.

### Individual Highlights

- **QB Derek Carr**
  - o On the Raiders first TD of the contest, Carr orchestrated an 11-play, 63-yard drive lasting 6:18 that culminated with a 3-yard TD reception by **FB Alec Ingold** to cut the Saints lead to 10-7 with 8:49 remaining in the first half.
  - o On the Raiders second TD, Carr led a 10-play, 75-yard drive lasting 3:38 that culminated on a 15-yard TD reception by **WR Zay Jones**, cutting the Saints lead to 17-14 with 1:49 remaining in the first half.
  - o On his second TD pass in the first half, Carr tied Ken Stabler for the second-most multi-TD games through the air (42) in Raiders lore.
  - o Carr orchestrated an 8-play, 31-yard drive that culminated with a 28-yard FG by **K Daniel Carlson** as time expired in the first half, bringing the score to 17-17.
  - o Carr finished the half 17-of-22 passing (77.3 percent) for 177 yards and two TDs for a 124.7 passer rating.
  - o On the Raiders first possession of the second half, Carr orchestrated a 9-play, 75-yard drive lasting 5:02 that culminated in a 1-yard TD pass to **TE Darren Waller**, giving Las Vegas their first lead of the game at 24-17.
  - o On his third TD pass of the game, Carr registered his 19th career three-TD performance, tying Daryle Lamonica for second-most such game in club history, trailing only Ken Stabler's 20 such games.
  - o Carr finished the contest completing 28-of-38 attempts for 282 yards with three TDs for a passer rating of 120.7.
  - o Carr has recorded a passer rating of 100.0 (120.7) for the second consecutive game, improving to 24-10 in career games with a passer rating of at least 100.0. His 120.7 passer rating marks his 13th-best single-game passer rating.
  - o Recorded his eighth contest in a row versus NFC with a 95.0-plus passer rating.
  - o Has passed for 1,967 yards (327.8 avg. per game) and 14 TDs versus one INT for 110.7 passer rating in 6 career games vs. NFC South.
  - o In two career contests against the Saints, Carr has completed 52-of-76 passes (68.4 percent), averaged 7.9 yards per pass attempt, thrown four TDs against one INT and earned a passer rating of 109.6 to improve to 2-0.



## GAME NOTES VS. NEW ORLEANS



Las Vegas Raiders (2-0) vs. New Orleans Saints (1-1)  
Week 2 | Monday, Sept. 21, 2020 | 5:15 p.m. PT  
Allegiant Stadium | Las Vegas, NV



	1	2	3	4	Total
New Orleans Saints	10	7	0	7	24
Las Vegas Raiders	0	17	7	10	34

- **RB Josh Jacobs**

- o Jacobs recorded a team-high 88 yards rushing on 27 carries (3.3 avg.), adding 17 yards receiving on three receptions.
- o Recorded his third-straight primetime game with 100-plus scrimmage yards (105).
- o Jacobs ranks first in Raiders history with 1,331 rushing yards through his first 15 career games.

- **TE Darren Waller**

- o Recorded his first TD reception of the season on a 1-yard pass from QB Derek Carr to give the Raiders a 24-17 lead with 10:02 remaining in the third quarter.
- o Waller recorded his first 100-yard receiving game of the season after leading all tight ends in the NFL with five games of at least 1000 receiving yards in 2019.
- o Joined WR Tim Brown as the only Raiders player to record multiple career games with at least 12 receptions.
- o Waller now has 18 catches this season, second-most in the NFL to DeAndre Hopkins' 22 receptions through Week 2.
- o Finished with the second-most receptions by a TE in a single game in Monday Night Football history.
- o Waller led the team in receptions for the second consecutive week, finishing with 12 catches for 103 yards and one TD.

### Additional Notes

- **WR Zay Jones** recorded a 15-yard TD catch on his first reception of the season to cut the Saints lead to 17-14 with 1:49 remaining in the first half.
- **K Daniel Carlson** converted on FG attempts of 28 and 54-yards and was true on all four PATs. His 54-yard FG tied a career-long from Week 1.
- **CB Damon Arnette and LB Nicholas Morrow** tied for the team lead with seven tackles each.
- **RB Jalen Richard** recorded his first rushing TD of the season on a 20-yard TD run, capping off an eight-play, 67-yard drive to extend the Raiders lead to 31-17.

## COMMITMENT TO EXCELLENCE

The Raiders — who began play in the American Football League in 1960 — enter their 61st year of professional football competition, including the last 49 as a member of the National Football League.

In six memorable decades — the 1960s, '70s, '80s, '90s, 2000s and 2010s — the Raiders have been dominant in professional football since Al Davis first pledged in 1963 to build the finest organization in pro sports.

During these decades of dominance, the Raiders have won an AFL championship, four American Football Conference championships, and three world championships of professional football, participated in five Super Bowls, played in 14 championship games, won or tied for 17 division championships, had 22 playoff seasons, finished 35 seasons at .500 or better and played in 44 postseason games.

Pro football's dynamic organization placed first in the AFC West in 2000, 2001 and 2002 despite playing among the toughest schedules in the NFL in each of those seasons. With their appearance in Super Bowl XXXVII, the Raiders became the first NFL team to have had a season end in the Super Bowl in four different decades.

The Raiders are the only team to have been in Super Bowls in the '60s, the '70s, the '80s and the 2000s.

The Silver and Black are the only AFC team — and one of just two NFL teams (Minnesota) — to have a season that advanced to the conference championship game in the '60s, the '70s, the '80s, the '90s and the 2000s.

The Raiders are one of only three original AFL teams to have captured three world championships of professional football with Super Bowl victories. The Raiders are one of only five AFC teams to have won more than one Super Bowl since 1980.

In their five Super Bowl appearances, the Raiders have been led by four head coaches and started four quarterbacks.

With four postseason victories, the Raiders were the first of the AFC West teams to win multiple postseason contests in the new millennium by six years.

Since 1963, when Al Davis first took over the failing Oakland franchise that had struggled to win only nine of 42 league games in the initial three seasons of the new AFL and pledged to build the finest organization in sports, the Raiders have dominated professional football in terms of consistent victory. During the memorable 61 years in Oakland, Los Angeles and now Las Vegas, the Raiders won 475 league games, tied 11 and lost 432.

"Commitment to Excellence" has never been an idle phrase to those who have proudly represented the Raiders organization during the '60s, '70s, '80s, '90s and the new millennium as shown by their domination of pro football.

More than 20 of the great players who proudly wore the Silver and Black, as well as Owner-Leader Al Davis and legendary Head Coach John Madden, have been enshrined in the Pro Football Hall of Fame. The Raiders have also produced six Coaches of the Year.

In addition, 72 Pro Bowl players have earned 204 Pro Bowl selections representing the Silver and Black. In 1970, as the Raiders began their second decade of play, the merger between the AFL and NFL became a reality on the field. In the 1970 through 2012 period of interconference play, the Raiders compiled a remarkable 92-77-1 record against present National Football Conference rivals.

Another innovation came to professional football in 1970 — "Monday Night Football." The Raiders' domination of this prime-time television series has seen the Silver and Black build a 41-29-1 record in Monday night play. In the 50 years of this series, the Raiders are 18-9-0 in "Monday Night Football" games at home.

Through the decades — the '60s, '70s, '80s, '90s, 2000s and now the 2010s — the Raiders have had the greatest players, the greatest coaches, the greatest plays and participated in the greatest games in the annals of professional sports.

Challengers to Raider domination of professional football will arise as they have in the '60s, '70s, '80s, '90s and the new millennium. The Raider organization will continue to meet these challenges.



**SUPER BOWL XI**

**SUPER BOWL XV**

**SUPER BOWL XVIII**

## THE GENERAL MANAGER



Mike Mayock was named General Manager of the Raiders on Dec. 31, 2018, becoming just the third general manager in Raiders franchise history. Mayock previously served as an Emmy-nominated analyst and draft expert for the NFL Network and handled color commentary duties in the broadcast booth for both college and NFL games before joining the Silver and Black.

Mayock applied his expertise in player evaluation immediately, providing his own stamp on the Raiders' roster. His moves in free agency brought Pro Bowl tackle Trent Brown, wide receiver Tyrell Williams and defensive back Lamarcus Joyner to the Silver and Black during the 2019 early free agency period. The Raiders brought in a larger free agent haul in 2020, signing 12 new unrestricted free agents to address needs on both sides of the ball. The Raiders signed several potential starters on defense, bolstering the defensive line with the additions of defensive tackle Maliek Collins and defensive end Carl Nassib, the linebacker corps by signing Nick Kwiatkoski and Cory Littleton, while adding safeties Damarious Randall and Jeff Heath to the secondary. On offense, Mayock tabbed quarterback Marcus Mariota and future Hall of Fame tight end Jason Witten to provide depth and leadership.

Mayock's second NFL Draft with the Silver and Black in April saw the Raiders add speed, toughness and a desire for competition, identified as key "Raider traits," with seven picks through just four rounds. Roster needs at wide receiver and cornerback were addressed early, as explosive Alabama wide receiver Henry Ruggs III, the fastest player in the draft, and versatile Ohio State cornerback Damon Arnette were taken in the first round. Without a second-round pick, Mayock used three third-round selections to nab playmaking running back Lynn Bowden Jr. from Kentucky, South Carolina wide receiver Bryan Edwards and Clemson linebacker Tanner Muse. On the draft's third day, Mayock used a second draft-day trade to move up and select Clemson guard John Simpson, the fifth player plucked from "Death Valley" by the Raiders in two years, before rounding out the class by drafting Louisiana Tech cornerback Amik Robertson later in the fourth round.

In his first NFL Draft at the helm, Mayock and Head Coach Jon Gruden used four picks among the top-40 players selected to assemble a group of "foundational" standouts. The Raiders selected defensive lineman Clelin Ferrell from Clemson with the fourth-overall pick before adding Alabama running back Josh Jacobs and Mississippi State safety Johnathan Abram with late first-round selections. Mayock executed two trades on the draft's second day to move back to the 40th-overall spot, selecting Clemson defensive back Trayvon Mullen and netting additional fourth and fifth-round picks. The Raiders were involved in five draft-day trades in total, trading up in the fifth round to pick Clemson wide receiver Hunter Renfrow, helping complete a draft haul that earned plaudits from around the NFL.

In addition, five rookie free agents who signed with the Silver and Black immediately after the draft spent significant time on the active roster during the 2019 season, including fullback Alec Ingold, who was selected as Pro Bowl alternate, and punter A.J. Cole, who placed 33 punts inside the 20-yard line, tied for the third-most in Raiders history.

The Raiders' 2019 rookie class registered as one of the most immediately impactful in team history, producing the PFWA Offensive Rookie of the Year Award winner in Jacobs, while rookie defensive end Maxx Crosby, a fourth-round selection, finished the year as an AP Defensive Rookie of the Year finalist. As a whole, the 2019 draft class led the NFL in sacks (14.5), touchdowns from scrimmage (17), rushing yards (1,167), rushing touchdowns (seven), rushing first downs (60) and yards after catch (676), while finishing second in receptions (107), receiving yards (1,112) and first-down receptions (62).

Prior to assembling talent for the Raiders, Mayock's NFL Draft analysis had been one of the most respected voices among media, NFL front office personnel and team scouting departments. His expertise featured within the NFL Network's extensive coverage of the NFL Draft, including the show "Path To The Draft," as well as the network's exclusive coverage of the NFL Scouting Combine and the Reese's Senior Bowl.

Outside of the studio, Mayock served as the television analyst for the Philadelphia Eagles' preseason games since 2015. He also served as a game analyst for NFL Network's broadcasts of the Senior Bowl and East-West all-star game, as well as preseason analyst for the Minnesota Vikings for several seasons.

In 2010, Mayock became the color commentator for NBC's coverage of Notre Dame football, teaming with play-by-play announcer Tom Hammond. In January 2011, he teamed with Hammond to call NBC's broadcast of the NFC Wild Card playoff game between the New Orleans Saints and the Seattle Seahawks. The following year, he called an AFC Wild Card contest featuring the Cincinnati Bengals and the Houston Texans.

Mayock teamed with Brad Nessler to call the NFL Network's Thursday Night Football package from 2011-2013. Prior to joining NFL Network, Mayock served as a college football analyst for ABC Sports (2001-03), Fox Sports Net (2000), and CBS Sports (1996-99). He also covered the NCAA Men's Basketball Tournament as a reporter for CBS (1997-99). From 1993-95, Mayock worked on ESPN's coverage of the Canadian Football League.

A 10th-round pick in the 1981 NFL Draft by the Pittsburgh Steelers, Mayock then played for the New York Giants from 1982-83. He is a member of the Boston College Hall of Fame, where he captained both the football and baseball teams. Mayock graduated from Boston College in 1980.

Mayock and his wife Amanda have four children (Leigh, Michael, Mackenzie and Jack).



## RECAPPING MAYOCK'S FIRST TWO DRAFTS

### 2019 DRAFT CLASS

Round	Round Pick	Overall Pick	Position	Player	School
1	4	4	DE	Clelin Ferrell	Clemson
1	24	24^	RB	Josh Jacobs	Alabama
1	27	27%	S	Johnathan Abram	Mississippi State
2	8	40\$	CB	Trayvon Mullen	Clemson
4	4	106	DE	Maxx Crosby	Eastern Michigan
4	27	129%	CB	Isaiah Johnson	Houston
4	35	137&	TE	Foster Moreau	LSU
5	11	149#	WR	Hunter Renfrow	Clemson
7	16	230&	DE	Quinton Bell	Prairie View A&M

^ Acquired 24th overall selection (RB Josh Jacobs) and 196th overall selection (later traded to New York Jets), in addition to 2020 first- and third-round selections from Chicago in exchange for DE Khalil Mack and 2020 second- and conditional fifth-round selection on Sept. 1, 2018.

% Acquired 27th overall selection (S Johnathan Abram) from Dallas in exchange for WR Amari Cooper on Oct. 22, 2018.

\$ Acquired 40th overall selection (CB Trayvon Mullen) and 158th overall selection from Buffalo in exchange for 38th overall selection (eventually became T Cody Ford), acquired from Jacksonville along with 109th overall selection in exchange for 35th overall selection (eventually became T Jawaan Taylor), 140th overall selection (eventually became RB Ryquell Armstead) and 235th overall selection (eventually became DT Dontavious Russell).

% Acquired 129th overall selection (CB Isaiah Johnson) and 135th overall selection from Indianapolis in exchange for 109th overall selection (eventually became S Khari Willis).

& Acquired 137th overall selection (TE Foster Moreau) and 230th overall selection (DE Quinton Bell) from Atlanta in exchange for 135th overall selection (eventually became DE John Charleston).

# Acquired 149th overall selection (WR Hunter Renfrow) from Cincinnati in exchange for 158th overall selection (eventually became CB Michael Jackson) and 218th overall selection (eventually became RB Mike Weber).

### 2020 DRAFT CLASS

Round	Round Pick	Overall Pick	Position	Player	School
1	12	12	WR	Henry Ruggs III	Alabama
1	19	19^	CB	Damon Arnette	Ohio State
3	16	80	WR	Lynn Bowden Jr.	Kentucky
3	17	81^	WR	Bryan Edwards	South Carolina
3	36	100+	LB	Tanner Muse	Clemson
4	3	109*	G	John Simpson	Clemson
4	33	139+	CB	Amik Robertson	Louisiana Tech

^ Acquired 19th overall selection (CB Damon Arnette) and 81st (WR Bryan Edwards) overall selection in the 2020 NFL Draft, in addition to the 24th overall selection (eventually became RB Josh Jacobs) and 196th overall selection in the 2019 NFL Draft (later traded to New York Jets, eventually became CB Blessuan Austin) from Chicago in exchange for DE Khalil Mack and 2020 43rd (eventually became TE Cole Kmet) and 226th (G Arlington Hambright) overall selections on Sept. 1, 2018.

+ Acquired 100th (LB Tanner Muse), 139th (CB Amik Robertson) and 172nd overall selections in the 2020 NFL Draft from the New England Patriots in exchange for the 91st (originally acquired from Seattle through Houston in exchange for CB Gareon Conley on Oct. 20, 2019 and eventually became TE Devin Asiasi) and 159th (eventually became K Justin Rohrwasser) overall selections.

\* Acquired 109th overall selection (G John Simpson) in the 2020 NFL Draft from the Detroit Lions in exchange for the 121st (eventually became G Logan Stenberg) and 172nd (eventually became RB Jason Huntley) overall selections.

## COACH GRUDEN QUICK HITS

- The Raiders ranked in the top-seven in total offense in three of Gruden's first four seasons in Oakland, including the top-three in rushing twice and the top-seven in passing once. Defensively, Gruden's units twice ranked among the league's top-10 in total defense, including the fifth-overall rush defense in 2000 and two top-nine finishes in passing defense. Gruden's rush defense in 2019 also ranked eighth, the first time the club has earned a top-10 finish in rush defense since 2002.

### ---- DIVISION TITLES ----

TEAM	YEAR	RECORD
Oakland	2000	12-4
Oakland	2001	10-6
Tampa Bay	2002	12-4
Tampa Bay	2005	11-5
Tampa Bay	2007	9-7

- As a head coach, he has seen 24 different players combine for 42 Pro Bowl selections. He has also coached recipients of the Associated Press' Defensive Rookie of the Year (Charles Woodson - 1998), Defensive Player of the Year (Derrick Brooks - 2002) and Offensive Rookie of the Year (Carnell "Cadillac" Williams - 2005) Awards. Additionally, Rich Gannon was tabbed for the Maxwell Club's Bert Bell Award as the league's Most Valuable Player in 2000.
- Under Gruden, Tampa Bay posted three top-15 finishes in passing offense and boasted five top-five defenses, including the league's overall leader in defense in both 2002 (252.8 avg.) and 2005 (277.8 avg.).

## GRUDEN VS. '20 OPPONENTS

Raiders Head Coach Jon Gruden enters the third season of his second stint at the helm of the Silver and Black, bringing a 108-102 career regular season record over 13 seasons. In his first four seasons with the Raiders from 1998-2001, Gruden posted a 38-26 record with two postseason appearances before recording a 57-55 record with the Buccaneers from 2002-08. Over his career, Gruden has posted a .500 record or better against eight of the Raiders' 2020 opponents.

### AFC West:

Denver Broncos: 3-11  
Kansas City Chiefs: 7-7  
Los Angeles Chargers: 9-5

### AFC East:

Buffalo Bills: 2-1  
Miami Dolphins: 1-3  
New England Patriots: 0-1  
New York Jets: 2-2

### AFC South:

Indianapolis Colts: 3-3

### AFC North:

Cleveland Browns: 3-0

### NFC South:

Atlanta Falcons: 10-5  
Carolina Panthers: 7-9  
New Orleans Saints: 9-7  
Tampa Bay Buccaneers: 1-0



## GRUDEN BY THE NUMBERS

**.514** regular season winning percentage as a head coach (108-102).

**.610** winning percentage at home as a head coach with a 64-41 mark.

**51-47** regular season record as head coach of the Raiders.

**2** times (2000, 2002) Gruden has taken his team to the conference championship.

**3** times his defensive units have led the NFL in passing defense: 2002 (155.6 avg.) 2004 (161.2 avg.) and 2007 (170.5 avg.).

**5** times a Gruden-led team has appeared in the postseason following a division championship: 2000, 2001, 2002, 2005, 2007.

**6** times he has coached his team to a season of nine victories or more, including four seasons where his club has earned double-digit wins.

**8** seasons where his team has concluded the year with a positive turnover differential. Over his 13 years as a head coach, his teams have totaled a turnover differential of +27.


**31** occurrences where the quarterback of Gruden's team has passed for at least 300 yards in a single contest.

**236** interceptions recorded by Gruden in his 210 regular season games as head coach for an interception/game ratio of 1.12.

**19** times his teams have held opponents to three points or less, including six contests that saw his team shutout the opponent.

**13** takeaways were recorded by his club during the 2002 playoffs. No team has recorded more takeaways in a single postseason dating back to 2000. An incredible 41 points were generated from the 13 forced turnovers.

**1** Super Bowl title with the Tampa Bay Buccaneers in Super bowl XXXVII.



## HEAD COACH JON GRUDEN'S WIN/LOSS BREAKDOWN

	2020 Season.....				Jon Gruden Career.....			
	Overall	vs. AFCW	Home	Road	Overall	vs. AFCW	Home	Road
<b>Overall</b>	2-0	0-0	1-0	1-0	108-102	24-28	64-41	44-61
<b>On grass</b>	2-0	0-0	1-0	0-0	87-78	23-25	63-41	24-36
<b>On artificial surfaces</b>	0-0	0-0	0-0	1-0	21-24	1-3	1-0	20-24
<b>When scoring first</b>	0-0	0-0	0-0	0-0	75-35	14-11	47-14	28-22
<b>When opponent scores first</b>	2-0	0-0	1-0	1-0	33-68	10-17	17-27	16-39
<b>In overtime</b>	0-0	0-0	0-0	0-0	6-7	2-1	2-4	4-3
<b>When leading after first quarter</b>	0-0	0-0	0-0	0-0	58-22	15-8	33-7	25-15
<b>When leading at halftime</b>	1-0	0-0	0-0	1-0	80-20	15-5	48-8	32-12
<b>When leading after third quarter</b>	2-0	0-0	1-0	1-0	85-18	17-8	48-7	36-11
<b>When trailing after first quarter</b>	2-0	0-0	1-0	1-0	26-54	6-14	10-22	16-31
<b>When trailing at halftime</b>	0-0	0-0	0-0	0-0	19-73	7-21	11-29	8-43
<b>When trailing after third quarter</b>	0-0	0-0	0-0	0-0	17-76	6-18	11-30	6-46
<b>When tied at halftime</b>	1-0	0-0	1-0	0-0	9-9	2-2	5-4	4-5
<b>On Sunday</b>	1-0	0-0	0-0	1-0	98-86	19-24	56-35	42-51
<b>On Monday</b>	1-0	0-0	1-0	0-0	7-8	3-2	6-3	1-5
<b>On Thursday</b>	0-0	0-0	0-0	0-0	1-3	1-0	1-0	0-3
<b>Day games (before 5 p.m. PT)</b>	1-0	0-0	0-0	1-0	94-85	17-19	55-37	39-48
<b>Night games (after 5 p.m. PT)</b>	1-0	0-0	1-0	0-0	14-16	6-6	9-3	5-13
<b>When team had 100-yard rusher</b>	0-0	0-0	0-0	0-0	29-9	4-3	22-4	7-5
<b>When team had 100-yard receiver</b>	1-0	0-0	1-0	0-0	29-39	8-12	16-16	13-23
<b>When team had 300-yard passer</b>	0-0	0-0	0-0	0-0	14-17	4-5	8-7	6-10
<b>When opponent had 100-yard rusher</b>	0-0	0-0	0-0	0-0	15-35	4-10	9-12	6-23
<b>When opponent had 100-yard receiver</b>	1-0	0-0	0-0	1-0	27-33	7-7	16-14	11-19
<b>When opponent had 300-yard passer</b>	1-0	0-0	1-0	0-0	10-13	2-3	6-5	4-8



## DRAFT HIGHLIGHTS - 2014



### Second Round - QB Derek Carr (No. 36 overall)

**Career:** Started 96 games over his career, passing for 23,314 yards on 2,170-of-3,381 passing (64.2 pct.) with 147 touchdowns, 62 interceptions and a 91.2 passer rating...In Week 1 of 2020, recorded his 19th career fourth quarter comeback and his 33rd game with a passer rating of at least 100.0, surpassing Ken Stabler for most such games in Raiders history...In Week 2, earned the first-ever victory at Allegiant stadium after posting his 19th career three-touchdown performance through the air...Became the Raiders all-time leader in passing yards in Week 2 last season...

Third all-time on the club's passing touchdowns list...Started in all 16 contests in 2019 and completed 361-of-513 pass attempts for a career-high 70.4 completion percentage and 4,054 passing yards while adding 21 touchdowns to just eight interceptions for a career-high passer rating of 100.8...His 4,054 passing yards ranks second in single-season franchise annals...Broke his previous franchise record for highest completion percentage in club history by completing 70.4 percent of his passes...His passer rating of 100.8 ranks second in franchise history to Ken Stabler (103.4 - 1976) for highest passer rating during a single season...Became the first quarterback in franchise history to throw for 4,000 yards in multiple seasons...Has totaled 18 career fourth-quarter comebacks, the most by a player in NFL history through a player's first six seasons...Recorded his 20th touchdown pass of the season in Week 16 and joined Peyton Manning, Dan Marino, Russell Wilson, Andrew Luck, Eli Manning and Matt Ryan as the only quarterbacks in NFL history with at least five seasons with 20 touchdown passes in their first six years...His 16 career fourth quarter comebacks rank first in NFL history through a player's first five seasons...Most completions (1,759) in NFL history through a player's first five years...Passed for a career-high 4,049 yards in 2018, while also achieving career bests in completion percentage (68.9 percent), passes completed (381) and yards per attempt (7.3 avg.)...Set a franchise record with 332 consecutive pass attempts without an interception...In Week 2 of 2018, became the first quarterback in NFL history to complete at least 90 percent of his passes while also recording at least 30 pass attempts...Joined Peyton Manning as the only two quarterbacks in NFL history to complete at least 300 passes in each of their first five seasons...His 122 touchdowns through the air rank seventh in NFL history through a player's first five seasons...In 2017, Passed for 3,496 yards, completing 323 of his 515 attempts for 22 touchdowns and 13 interceptions, earning a passer rating of 86.4...In Week 15 of 2017, became just the fifth quarterback in NFL history to throw for 100 touchdowns in his first four seasons...Started 15 games in 2016 before having his season cut short due to injury...Threw for 3,937 yards on 357-of-560 passing with 28 touchdowns to just six interceptions...Posted a career-best 96.7 quarterback rating...Recorded seven game-winning/fourth-quarter comeback drives in 2016, a franchise record...He became the first quarterback in NFL history with five game-winning touchdown passes in the fourth quarter or overtime in a season...Became the first player in franchise history to record 3,000 passing yards in each of his first three seasons...Started all 16 games for the second straight year in 2015, throwing for 3,987 yards on 350-of-573 passing (61.1 percent) with 32 touchdowns and 13 interceptions with a 91.1 rating...Led the NFL with 13 touchdown passes of 25-plus yards...Set every franchise-rookie passing record in 2014 and ranked first among 2014 rookies with 348 completions (second all-time among rookies), 3,270 passing yards (11th among rookies) and 21 touchdowns (T-6th among rookies).

**Honors/Awards:** Named the team's nominee for the Art Rooney Sportsmanship Award for the fourth consecutive season in 2019, an award presented each year to an NFL player who best demonstrates the qualities of on-field sportsmanship, including fair play, respect for the game and opponents, and integrity in competition...Named the team's Ed Block Courage Award Recipient in 2017, an award presented to the player who exemplifies a commitment to the principles of sportsmanship and courage...Earned FedEx Air Player of the Week in Week 7 of 2017 for his 417-yard, three touchdown performance in the Thursday Night victory over the Chiefs...Named the Castrol Edge Clutch Performer of the Year in 2016 and was the only player in the NFL to win the weekly award multiple times (four)...Named the recipient of the Raiders' prestigious Commitment to Excellence Award in 2016, given to the Raider who best exemplifies hard work, leadership, and excellence on and off the field throughout the season...Selected to his second consecutive Pro Bowl in 2016...Named the Castrol Edge Clutch Performer of the Week for his Week 1 game-winning drive against the New Orleans Saints in 2016...Named the Castrol Edge Clutch Performer of the Week in Week 4 at Baltimore in 2016...Named the AFC Offensive Player of the Week, Castrol Edge Clutch Performer of the Week and FedEx Air Player of the Week for his record-setting performance at Tampa Bay in Week 8 of 2016...He threw for a franchise-record 513 yards, including a 41-yard TD pass to WR Seth Roberts with 1:45 remaining in overtime, completing 40-of-59 passes with four TDs for a 117.4 passer rating...Named the Castrol Edge Clutch Performer of the Week in Week 12 vs. Carolina in 2016, leading the Raiders to a 35-32 comeback win...Named to his first Pro Bowl in 2015...Named the Castrol Edge Clutch Performer of the Week for his Week 2 game-winning drive against the Baltimore Ravens in 2015...Named the Castrol Edge Clutch Performer of the Week in Week 12 at Tennessee in 2015...Named to Sports Illustrated's All-Rookie Team in 2014.

### DEREK CARR'S CAREER STATISTICS

Year	Team	GP	GS	Att.	Cmp.	Yds.	Pct.	PASSING					Rtng.	RUSHING				
								Yds./Att.	TD	INT	Lg.	Sk./Lst.		Att.	Yds.	Avg.	Lg.	TD
2014	Oakland	16	16	599	348	3,270	58.1	5.5	21	12	77t	24/149	76.6	29	92	3.2	41	0
2015	Oakland	16	16	573	350	3,987	61.1	7.0	32	13	68t	31/230	91.1	33	138	4.2	24	0
2016	Oakland	15	15	560	357	3,937	63.8	7.0	28	6	75t	16/79	96.7	39	70	1.8	13	0
2017	Oakland	15	15	515	323	3,496	62.7	6.8	22	13	87t	20/101	86.4	23	66	2.9	32	0
2018	Oakland	16	16	553	381	4,049	68.9	7.3	19	10	66	51/299	93.9	24	47	2.0	15	1
2019	Oakland	16	16	513	361	4,054	70.4	7.9	21	8	75	29/184	100.8	27	82	3.0	15	2
2020	Las Vegas	2	2	50	68	521	73.5	7.7	4	0	45	3/23	114.9	3	3	1.0	3	0
<b>Totals</b>		<b>96</b>	<b>96</b>	<b>3,381</b>	<b>2,170</b>	<b>23,381</b>	<b>64.2</b>	<b>6.9</b>	<b>147</b>	<b>62</b>	<b>87t</b>	<b>174/1,065</b>	<b>91.2</b>	<b>178</b>	<b>498</b>	<b>2.8</b>	<b>41</b>	<b>3</b>

## DRAFT HIGHLIGHTS - 2014



### Third Round - G Gabe Jackson (No. 81 overall)

**Career:** In Week 1 of 2020, recorded his first start of the campaign and helped pave the way for RB Josh Jacobs, who became the first running back in franchise history to score three rushing touchdowns in a Week 1 contest, while also surrendering zero sacks...Has become a dominant force on the offensive line and one of the best guards in the NFL, starting 85-of-86 games over his career at left and right guard...Started in all 11 appearances and helped the team rank eighth in fewest sacks allowed in 2019 with 29...Missed games 1-5 of the 2019 season with a knee injury...Has become a dominant force on the offensive line and one of the best guards in the NFL, starting 84-of-85 games over his career at left and right guard...Started all 15 appearances in 2017, helping block for an offensive line that finished tied third in the NFL in sacks surrendered (24)...Started all 16 games in 2016 at right guard, moving over from left guard after the team signed G/T Kelechi Osemele in free agency...Helped hold the Raiders' sacks allowed total to just 18, fewest by the club since the 1970 AFL-NFL merger...Started all 16 games at left guard in 2015 for the first time in his career...Earned the starting left guard job during training camp in 2014 and went on to play in 13 games with 12 starts...Became the first rookie OL to start at least 10 games for the Raiders since Stefen Wisniewski started 15 in 2011.


## DRAFT HIGHLIGHTS - 2018



### First Round - T Kolton Miller (No. 15 overall)

**Career:** In Week 1 of 2020, recorded his first start of the campaign and helped pave the way for RB Josh Jacobs, who became the first running back in franchise history to score three rushing touchdowns in a Week 1 contest, while also surrendering zero sacks...Started in all 16 contests for the second consecutive season and helped the team finish eighth in sacks allowed (29)...Helped the team post four clean sheets in 2019, one of five teams in the NFL to do so...In 2018, became the first rookie offensive lineman to start every contest for the Raiders since 2011, and just the 16th Raiders rookie overall to do so since the 1970 AFL-NFL merger...Has started in all 34 NFL contests at left tackle.

**College:** Played three seasons at UCLA after redshirting as a true freshman...Appeared in 31 games with 23 starts over his career, seeing action at both left and right tackle...Started all 13 games at left tackle as a redshirt junior in 2017...Named to All-Pac-12 Conference Second Team by the league's coaches...Blocked for UCLA QB Josh Rosen, the 10th overall pick by the Arizona Cardinals in the 2018 NFL Draft.



### Third Round - T Brandon Parker (No. 65 overall)

**Career:** IN 2020, was inactive for Week and rotated in on the offensive line in Week 2...Made 10 appearances and three starts in 2019...Started in Weeks 14-17 with due to injuries on the offensive line...Appeared in 15 contests and made 12 consecutive starts to finish his rookie campaign.

**College:** Played four seasons at North Carolina A&T, starting all 48 games of his career at left tackle...Never missed a start throughout his career...Was a three-time FCS All-American at left tackle (2015-17)...Named the Mid-Eastern Athletic Conference Offensive Lineman of the Year for three straight years from 2015-17...Did not surrender a sack for his entire collegiate career.



### Third Round - DE Arden Key (No. 87 overall)

**Career:** In Weeks 1-2 of 2020, rotated in on the defensive line...Placed on the Reserve/Injured List ahead of Week 10 in 2019...Recorded four tackles and two sacks in seven appearances...Recorded a sack in back-to-back weeks (Weeks 8-9)...Appeared in 16 contests and made 10 starts as a rookie...Was one of just two rookies on the team to appear in all 16 games...Tallied 30 tackles (21 solo) and one sack.

**College:** Played three seasons at LSU (2015-17), appearing in 31 games and making 28 starts...Career totals include 130 tackles (59 solo), 26.5 tackles for loss and 21 sacks...Was named Associated Press All-SEC First Team in both 2017 and 2016...Recorded a school-record 12 sacks as a junior, while his 21 total sacks are tied for third-most in school history.



### Fifth Round - DT Maurice Hurst (No. 140 overall)

**Career:** In Week 1 of 2020, rotated in on the defensive line and posted three tackles and a half-sack...In Week 2, posted two tackles and recorded a quarterback hurry that led to an INT of QB Drew Brees...Appeared in all 16 contests and made four starts in 2019, logging 18 tackles (11 solo), 3.5 sacks, one INT, three passes defended and two fumble recoveries...The only defensive tackle in the NFL to record at least three sacks, two fumble recoveries and one INT...Recorded his first career INT in Week 14 and returned it 55 yards...Posted his first career multi-sack game in Week 5 against the Chicago Bears...Appeared in 13 games and made 10 starts as a rookie, compiling 31 tackles (26), four sacks, three passes defended and one forced fumble...Led the team in sacks and finished tied for 10th in team history for most sacks in a rookie season.

**College:** Four-year letterman who played in 46 games during at Michigan and made 17 starts...Career totals include 133 tackles (64 solo), 33.5 tackles for loss, 12.5 sacks, three passes defended, two forced fumbles, one fumble recovery and one blocked kick...In 2017, was a Consensus All-American, the team's Bo Schembechler Award winner as Most Valuable Player, Associated Press All-American First Team and Football Writers Association All-Big Ten First Team.

## DRAFT HIGHLIGHTS - 2019



### First Round - DE Clelin Ferrell (No. 4 overall)

**Career:** Started in Weeks 1-2 of 2020 and has recorded two tackles...As a rookie in 2019, started 15 games and compiled 38 tackles (24 solo), 4.5 sacks, one fumble recovery and five passes defended...His 2.5 sacks in Week 10 marked the third-best single-game sack performance by a Raiders rookie in franchise history.

**College:** A three-year starter at Clemson, started in 44 games and totaled 166 tackles, including 50 for loss, 27 sacks, seven passes defended, five forced fumbles and two fumble recoveries...His 27 career sacks rank tied for fourth-most in school history...In 2018, earned first-team All-ACC honors and was named ACC Defensive Player of the Year...Won the Ted Hendricks Award, given to the nation's top defensive end.



### First Round - RB Josh Jacobs (No. 24 overall)

**Career:** In Week 1 of 2020, became the first player in Raiders history to rush for three touchdowns and just the second player in NFL history to rush for at least two touchdowns in Week 1 of both his rookie and second year...As a rookie in 2019, started 13 games and rushed for 1,150 yards with seven touchdowns, adding 20 receptions for 166 yards...Became the first rookie and just the 12th player in Raiders history to rush for 1,000 yards in a single season...Became the first player in franchise history to record two rushing touchdowns in his NFL debut in Week 1...Tied Mark van Eeghen for fourth-most 100-yard rushing performances (five) during a single-season in franchise history...Finished ranked first amongst all rookie rushers in the NFL in rushing yards (1,150) and rushing touchdowns (seven).

**College:** Appeared in 42 games over three years at Alabama...Totaled 251 carries for 1,491 yards with 16 touchdowns, adding 48 receptions for 571 yards and five touchdowns...As a kick returner, he returned 19 kickoffs for 514 yards, including one for a touchdown.



### First Round - S Johnathan Abram (No. 27 overall)

**Career:** In Week 1 of 2020, 13 total tackles are tied for fourth-most by a Raiders defensive back in a single game, and most by a Raiders DB since Charles Woodson recorded 14 tackles (Nov. 16, 2014 at SD)...Made his NFL debut at safety in 2019 and recorded five tackles and one pass defended...Was placed on Reserve/Injured List on Sept. 11, 2019.

**College:** Played two seasons at Mississippi State after transferring from Jones County Junior College...Appeared in 26 games and made 18 starts, totaling 170 tackles, including 14 for loss, five sacks, two interceptions, 10 passes defended, three forced fumbles and one fumble recovery...Led all SEC defensive backs with 99 tackles in 2018.



### Second Round - CB Trayvon Mullen (No. 40 overall)

**Career:** Started in Week 1 of 2020 and posted four tackles (two solo) and one pass defended...In 2019, appeared in all 16 games with 11 starts, compiling 48 tackles (40), one interception and 10 passes defended...His 10 passes defended rank tied for third amongst all rookies in the NFL this season.

**College:** Played three seasons at Clemson, appearing in 41 games with 26 starts, totaling 93 tackles, four interceptions, 12 passes defended and one forced fumble...Named a second-team All-ACC selection in 2018 and an All-ACC honorable mention in 2017...Earned 2018 College Football Playoff National Championship Defensive MVP honors after recording six tackles, one sack, one interception and one forced fumble in a victory against No.1 Alabama.



### Fourth Round - DE Maxx Crosby (No. 106 overall)

**Career:** Has recorded five tackles in two starts in 2020...Appeared in 16 games with 10 starts and tallied 46 tackles (35 solo), 10 sacks, four passes defended and four forced fumbles...In 2019, ranked second in the NFL among rookies with 10 sacks and finished with the second-most sacks by a rookie in franchise history...Became only the fifth rookie since 2000 to record double-digit sacks and at least four forced fumbles in their rookie season...Is just the second Raider in franchise history to record at least 10 sacks and 15 tackles for loss in a single season.

**College:** Two-year starter at Eastern Michigan who appeared in 37 games and totaled 162 tackles (73 solo), including 41 for loss, 20 sacks, one INT returned for a TD, four passes defended, eight forced fumbles and four fumble recoveries, including one returned for a TD...Finished his career ranked second in school history in both tackles for loss (41) and sacks (20).



### Fourth Round - CB Isaiah Johnson (No. 129 overall)

**Career:** In Weeks 1-2 of 2020, rotated in on defense and has made two tackles (one solo)...As a rookie, was placed on Reserve/Injured List on Sept. 2, 2019 and returned to action ahead of Week 10...Appeared in four games and recorded one pass defended...Added one tackle on special teams.

**College:** Four-year letterman who appeared in 45 games during his career at Houston...Converted from wide receiver to cornerback for his final two seasons and made 15 starts, totaling 115 tackles (88 solo), 16 passes defended and four interceptions.



### Fourth Round - TE Foster Moreau (No. 137 overall)

**Career:** In 2020, has rotated in on the offense and recorded one reception for 31 yards in two appearances...In 2019, appeared in 13 games and made seven starts, compiling 21 receptions for 174 yards and five touchdowns...Ranked first in the NFL among rookie tight ends with five touchdowns...Was placed on Reserve/Injured List on Dec. 10, 2019.

**College:** Played in 49 games during his four-year career at LSU and made 32 starts...Totaled 52 receptions for 629 yards with six touchdowns...Ranks seventh in program history for most receptions (52) and tied for fourth for most touchdowns (six) by a tight end.



### Fifth Round - WR Hunter Renfrow (No. 149 overall)

**Career:** In 2020, has recorded five receptions for 58 yards in two appearances...In 2019, appeared in 13 games with four starts, totaling 49 receptions for 605 yards and four touchdowns...Registered two 100-yard receiving contests and was one of just four rookies in the NFL with multiple 50-yard receiving touchdowns on the season.

**College:** Four-year starter who appeared in 55 games during his career at Clemson and made 47 starts...His 47 starts are the most by a receiver in program history...Career totals include 186 receptions for 2,133 yards with 15 touchdowns...Left Clemson ranked fifth in receptions (186) and 11th in receiving yards (2,133)...Posted CFP records with 37 receptions and four touchdowns in seven career playoff games, helping Clemson win two National Championships in 2016 and 2018.



## DRAFT HIGHLIGHTS - 2020



### First Round - WR Henry Ruggs III (No. 12 overall)

**2020:** Started in his NFL debut in Week 1...Has totaled four receptions for 59 yards (14.8 avg.) and two carries for 11 rushing yards, while adding one kickoff return for 16 yards.

**College:** Three-year player who appeared in 41 games during his time with Alabama (2017-19)...Finished his career ranked third in program history with 24 receiving TDs...Ranked sixth in Alabama history with an average of 17.5 yards per catch over his career (minimum of 50 receptions)...Compiled 98 receptions for 1,716 yards over his three seasons, adding two rush attempts for 75 yards and a score.



### First Round - CB Damon Arnette (No. 19 overall)

**2020:** Started in his NFL debut in Week 1...Has totaled 12 tackles (10 solo) and one pass defended.


**College:** Spent five years at Ohio State from 2015-19, appearing in 53 games...Totalled 140 tackles (104 solo), five INT including one returned for a TD, 27 passes defended, two forced fumbles and one fumble recovery...Earned All-Big Ten conference honors three times, including second team accolades by the coaches and media in 2019.



### Third Round - WR Bryan Edwards (No. 81 overall)

**2020:** Started in his NFL debut in Week 1...Has recorded three receptions for 51 yards.

**College:** Four-year starter who appeared in 48 games during his career at South Carolina (2016-19)...A second-team All-SEC selection (coaches), Steve Wadiak MVP, Steve Spurrier Award winner (Offensive MVP) and permanent team captain...Set school records for consecutive games with a catch (48), career receptions (234) and career receiving yards (3,045), while also ranking third in school history with 22 career receiving TDs, one behind WRs Sidney Rice and Alshon Jeffery...Led all Power 5 schools and was third among all Division I receivers in career receptions and career receiving yards.



### Third Round - LB Tanner Muse (No. 100 overall)

**2020:** Placed on the Reserve/Injured List on Sept. 7, 2020.

**College:** Spent five years at Clemson from 2015-19, appearing in 59 games with 39 starts as a safety...Finished his collegiate career with 192 career tackles (105 solo), four sacks, seven INTs including one returned for a TD, 15 pass breakups, one forced fumble and one fumble recovery returned for a TD...Left Clemson tied for second for the most career games played (59) in school history...As a senior in 2019, named a Thorpe Award semifinalist, presented annually to the nation's top defensive back.



### Fourth Round - G John Simpson (No. 109 overall)

**2020:** Made his NFL debut at left guard in Week 2...Was part of an offensive line that paved the way for 116 yards on the ground...Protected Carr as he registered his 19th career three-TD performance, tying Daryle Lamonica for second-most such game in club history.

**College:** Four-year letterman at Clemson (2016-19), appearing in 50 games with 29 starts...Was a consensus All-American and First-Team selection of the AFCA, FWAA, Sporting News and WCFF...Named second-team All-American by the Associated Press...Became the sixth Clemson offensive lineman to earn consensus All-American honors, joining Harry Olszewski (1967), Stacy Long (1990), Jeb Flesch (1991), Stacy Seegars (1993) and Mitch Hyatt (2018).



### Fourth Round - CB Amik Robertson (No. 139 overall)

**2020:** Has yet to appear in a contest this season.

**College:** Played three seasons for Louisiana Tech (2017-19), starting in all 38 contests and compiling 184 tackles (138 solo), including 23 for loss, four sacks, 14 INTs including three returned for TDs, 48 passes defended, two forced fumbles and two fumbles recoveries...His 48 passes defended ranked second among active career leaders with eight-fewer games than any other player also in the top-10...Earned All-American honors and was recognized as All-Conference

USA three times

## KEY ACQUISITIONS - 2020

### WR NELSON AGHOLOR



**NFL Exp.: 6**  
**Previous Team: Philadelphia Eagles**

- Veteran receiver joins the Silver and Black after spending the first five years of his career with the Philadelphia Eagles (2015-19).
- Career totals include 71 games played with 62 starts, compiling 224 receptions for 2,515 yards (11.2 avg.) and 18 TDs, while starting in five postseason contests and recording 19 receptions for 205 yards.
- Started all 16 contests in 2018 and recorded a career-high 64 receptions for 736 yards and four TDs.
- During the team's Super Bowl LII season in 2017, started in 10-of-16 contests and tallied 62 receptions that led to career highs in receiving yards (768) and TDs (eight).
- In Super Bowl LII, recorded a career-high nine receptions for 84 yards, tying for the second-most receptions in Eagles playoff history.

### RB DEVONTAE BOOKER



**NFL Exp.: 5**  
**Previous Team: Denver Broncos**

- Has appeared in 61 games over his first four NFL seasons with Denver (2016-19), rushing 289 times for 1,103 yards (3.8 avg.) with six TDs in addition to catching 105 passes for 872 yards (8.3 avg.) with one score.
- In 2018, totaled 458 yards from scrimmage (183 rushing and 275 receiving) with one rushing TD while adding 234 yards on 10 kick returns.
- Gained 574 yards from scrimmage (299 rushing and 275 receiving) and returned 14 kickoffs for 276 yards (19.7 avg.) during his second NFL campaign in 2017.
- Became the 13th rookie in Broncos history and first since 2009 to lead the team in rushing, totaling 612 yards on 174 carries (3.5 avg.) with four TDs in 2016, passes for 624 yards (7.8 avg.) with two TDs.


### DT MALIEK COLLINS



**NFL Exp.: 5**  
**Previous Team: Dallas Cowboys**

- Career totals include 61 games played with 55 starts, 89 tackles (58 solo), 14.5 sacks, one pass defended, one forced fumble and five fumble recoveries over his first four seasons (2016-19) with the Dallas Cowboys.
- In 2019, started in all 16 contests and recorded 19 tackles (13), four sacks and one fumble recovery.
- Started all 16 games at defensive tackle for the first time in his career in 2017, posting 19 tackles, 2.5 sacks and two fumble recoveries.
- Registered career highs in tackles (33) and sacks (five) as a rookie in 2016.

### S JEFF HEATH



**NFL Exp.: 8**  
**Previous Team: Dallas Cowboys**

- Veteran safety enters his first season with the Raiders after spending the last seven years with the Dallas Cowboys, making the team as an undrafted free agent in 2013.
- Has played in 106 career games with 54 starts, recording 350 tackles (249 solo), eight INTs, 30 passes defended, three forced fumbles and one fumble recovery returned for a TD.
- In 2018, started all 16 games for the first time in his career and recorded a career-high 84 tackles (63), finishing fourth on the team.

### LB NICK KWIATKOSKI



**NFL Exp.: 5**  
**Previous Team: Chicago Bears**

- Versatile linebacker enters fifth season in the NFL after spending his first four years (2016-19) with the Chicago Bears.
- Has played in 57 game with 22 starts, recording 165 tackles (124 solo), six sacks, one INT, eight passes defended and two forced fumbles, over his career.
- In 2019, appeared in 16 games with eight starts for the Bears, finishing fifth on the team with a career-high 68 tackles (50) to go along with a career-high three sacks.

### LB CORY LITTLETON




**NFL Exp.: 5**  
**Previous Team: Los Angeles Rams**

- Appeared in all 64 regular season games over his first four seasons with the Los Angeles Rams (2016-19).
- Started all 16 contests in 2019, posting a career-high 134 tackles (75 solo), adding 3.5 sacks, two INTs, nine passes defended and a career-high two forced fumbles and four fumble recoveries.
- His 134 stops in 2019 rank fourth in Rams history in a single season.
- In 2018, started all 16 regular season games for the first time in his career in addition to three postseason contests, including Super Bowl LIII, leading the team with 125 stops (90) and garnering Pro Bowl and Associated Press second-team All-Pro honors for his exceptional performance on special teams.

## KEY ACQUISITIONS - 2020

### LB RAEKWON McMILLAN




**NFL Exp.: 4**

**Previous Team: Miami Dolphins**

- Versatile linebacker enters third season in the NFL after being selected by the Miami Dolphins in the second round (54th overall) of the 2017 NFL Draft.
- Has played in 29 games with 28 starts, recording 177 tackles (104 solo), two passes defended, two forced fumbles and one fumble recovery over his career.
- In 2019, appeared in 13 games with 12 starts for the Dolphins, finishing with 72 tackles (35) and one pass defended.
- In 2018, became the first Dolphins player since at least 2000 to record 100-plus tackles in his first NFL season after finishing with 105 tackles (69), two forced fumbles, one fumble recovery and one pass defended.
- Finished his career at Ohio State (2014-16) with 270 tackles (128), six sacks, one INT, two forced fumbles and 10 passes defended while being named a two-time first-team All-Big Ten honoree and two-time second-team All-American.

### DE CARL NASSIB



**NFL Exp.: 5**

**Previous Team: Tampa Bay**

- Fifth-year defensive end who has played in 59 games and made 32 starts, registering 115 tackles (80 solo), 18 sacks, 11 passes defended, four forced fumbles and one fumble recovery.
- In 2019 with the Tampa Bay Buccaneers, posted a career-high 34 tackles (24), adding six sacks, one forced fumble and one fumble recovery.
- Registered career highs in sacks (6.5) and forced fumbles three in his first season with the Buccaneers in 2018.
- Led the nation in forced fumbles (six) and sacks (15.5) as a senior, which set a Penn State single-season record.
- Earned All-American honors in 2015 and won the Lombardi Award, Ted Hendricks Award, Lott IMPACT Trophy and Big Ten's Nagurski-Woodson Defensive Player of the Year.

### DT DANIEL ROSS



**NFL Exp.: 4**

**Previous Team: Dallas Cowboys**

- Career totals include 16 games, totaling 19 tackles (10 solo), two sacks, two fumble recoveries and one forced fumble over three seasons with the Dallas Cowboys (2017-19).
- In 2018, played in a career-high 13 games and notched 14 tackles (six), one sack, one forced fumble and one fumble recovery.
- Signed with the Canadian Football League's Edmonton Eskimos at age 20 after two years (2012-13) at Northeast Mississippi Community College before signing as a free agent with the Houston Texans during the 2017 offseason.

### TE JASON WITTEN



**NFL Exp.: 17**

**Previous Team: Dallas Cowboys**

- Has been selected to 11 Pro Bowls, earned two All-Pro First Team nominations and was named the 2012 Walter Payton Man of the Year.
- Career totals include 255 games played with 245 starts, logging 1,215 receptions for 12,977 yards and 72 TDs, while starting in all eight postseason contests and registering 45 receptions for 486 yards and one TD.
- Left as the Dallas Cowboys' all-time leader in receptions and receiving yards, while ranking second in both offensive categories among all tight ends in NFL history.
- Holds the Cowboys' franchise record with a reception in 130 consecutive games.

### T SAM YOUNG



**NFL Exp.: 11**

**Previous Team: San Francisco 49ers**

- Has appeared in 92 games with 21 starts over 10 seasons with the Dallas Cowboys (2010), Buffalo Bills (2011-13), Jacksonville Jaguars (2013-15), Miami Dolphins (2016-18) and San Francisco 49ers (2019).
- Tied a career-high with six starts at right tackle with the Dolphins in 2017 (last: 2014 with Jacksonville).
- In 2015 with the Jaguars, played in all 16 games for the first time in his career, making three starts (two at right tackle, one at left tackle).
- Started all 50 games over four years (2006-09) at Notre Dame and became the first freshman to start the season opener for the program since 1972 as he was named first-team Freshman All-American.

Over his career, has totaled four 1,000-yard seasons, four 90-receptions seasons, six 80-reception seasons and a staggering 15 seasons with at least 60 receptions.

- Has totaled 21 100-yard games over his career, the most by a tight end in Cowboys history and tied for fourth-most among his position group in NFL history with Antonio Gates, trailing only Kellen Winslow Sr. (24), Rob Gronkowski (28) and Tony Gonzalez (31).
- Has recorded 11 games with at least 10 receptions, the second-most in NFL history among tight ends, trailing only Tony Gonzalez (15).
- In 2019, became the fourth player in league history to record over 1,200 career receptions, joining WR Larry Fitzgerald, TE Tony Gonzalez and WR Jerry Rice.



## FROM PLAYERS TO COACHES

The 2020 Las Vegas Raiders coaching staff boasts four members who have played at the NFL level before entering coaching. The staff showcases 23 years of combined playing experience.



### D'Anthony Batiste


#### **Strength and Conditioning Assistant - 8 seasons as an NFL player**

Spent eight seasons in the NFL as an offensive lineman, playing for the Dallas Cowboys, Arizona Cardinals, Atlanta Falcons, Denver Broncos, Washington Redskins, Carolina Panthers and Pittsburgh Steelers...Appeared in 37 career games and made 14 starts...Made 10 starts with the Cardinals in 2012 and four starts for the Falcons in 2007...Played in 56 games over the last four seasons with the Edmonton Eskimos and was named a West Division All-Star at right tackle in 2015.

### Edgar Bennett

#### **Wide Receiver Coach - 8 seasons as an NFL player**

Played eight seasons in the NFL for the Green Bay Packers and Chicago Bears...Was the Packers' fourth round selection in the 1992 NFL Draft...Played in 112 games, starting 77 of them and tallied 3,992 yards rushing on 1,115 carries and added 21 touchdowns...Also added 284 receptions for 2,245 yards and 10 receiving touchdowns...Became the fifth running back in Packers annals to rush for 1,000 yards in a season during the 1995 season as he finished with 1,067...Started for the Packers in their Super Bowl XXXI victory.



### Austin King

#### **Offensive Quality Control Coach - 4 seasons as an NFL player**

Played four seasons in the NFL and appeared in 34 games with one start for the Atlanta Falcons...Was originally selected in the fourth round (133rd overall) by current Raiders and former Tampa Bay Buccaneers Head Coach Jon Gruden in the 2003 NFL Draft.

### Byron Storer

#### **Assistant Special Teams - 3 seasons as an NFL player**

Played three seasons in the NFL and appeared in 16 games with six starts, including one postseason contest...Signed with the Tampa Bay Buccaneers as an undrafted free agent in 2007...Played fullback and special teams for Raiders Head Coach Jon Gruden in Tampa Bay, totaling two receptions for three yards and 16 special teams tackles.



## 2020 COMMUNITY TIDBITS / INTERESTING FACTS

### **WR NELSON AGHOLOR**

- Born in Nigeria and moved to the United States when he was 5 years old.

### **T TRENT BROWN**

- Donated \$20,000 to the Clark County School District Technology Fund in an effort to close gap between technology and education amid COVID-19. Hundreds of students will now have Chromebooks, cases, software and internet to use for remote schooling.
- His TB77 Cares foundation was created to assist and provide opportunities to underprivileged children to have a fair opportunity at life.

### **QB DEREK CARR**

- His brother, David Carr, was a former No. 1 overall pick of the Houston Texans and the two brothers started a training facility in Bakersfield, CA together called Carr Elite in 2014.
- Carr and his wife, Heather, have established DC4KIDS in 2016, a campaign intended to fund the most immediate needs of patients at Valley Children's Hospital in Madera, CA.

### **DE MAXX CROSBY**

- Hosted 'Athletes Doing Good Radiothon' on ESPN 1100 AM to benefit Intermountain Primary Children's Hospital/Sunrise Hospital.

### **DE CLELIN FERRELL**

- Partnered with Levar Stoney, Mayor of City of Richmond, to donate \$100,000 to the Family Crisis Fund and the Eviction Diversion Program.

### **C RODNEY HUDSON**

- Joined 'The Oakland Pledge' in the fight against COVID-19, supporting local organizations in Oakland that help those in need.

### **FB ALEC INGOLD**

- Partnered with @AdoptUSKids to help raise awareness about the need for more foster and adoptive families for children and youth.
- Was a guest speaker for UNLV Young Executive Scholars (YES) Hospitality & Tourism Program where he addressed topics that included goal setting, prioritizing, work discipline and teamwork.
- Currently working on his MBA from the Kelley School of Business at Indiana University.

### **RB JOSH JACOBS**

- Partnered with Clark County Nevada to provide 42,000 Nevada kindergarten kids with child ID kits in October 2019.

### **QB MARCUS MARIOTA**

- His Motiv8 foundation helped distribute 1,000 meals a day at Kauluwela and Palolo Elementary Schools while schools were shut down due to COVID-19, starting on Monday, March 30 through the end of the school year on May 29.
- In 2016, Mariota launched of his Motiv8 Foundation, which serves the communities of Middle Tennessee, Eugene and Honolulu. The Motiv8 Foundation aims to create and support economic and educational programs and athletic activities to provide an alternative outlet for youth of troubled neighborhoods and backgrounds.

### **RB JALEN RICHARD**

- Was selected to and completed Harvard's Crossover into Business Program this offseason, in which he presented a case study on NBA Legend Dwyane Wade and his investments outside of sports.

### **WR HENRY RUGGS III**

- After the 2020 NFL Draft, launched a limited edition #HRIII t-shirt that for every purchase three meals will be provided by @threesquareLV to families in Southern Nevada. Also a percentage of the proceeds will go to the Rod Scott Foundation in Montgomery, AL.

### **TE DARREN WALLER**

- Launched the "Darren Waller Foundation" aimed at "Dealing Hope to At-Risk Youth" in March 2020.

### **WR TYRELL WILLIAMS**

- Teamed with @bowlsnbrews to deliver #breakfastofchampions to over 400 medical field staff employees and first responders in the San Diego area.

### **TE JASON WITTEN**

- In 2012, Jason became the first player ever to win the Bart Starr Award and the Walter Payton NFL Man of the Year Award in the same season.
- Since its founding in 2008, Jason Witten's SCORE Foundation has partnered with several Texas organizations to provide the friendship and guidance of a positive male role model for more than 6,400 children escaping family violence.

### **FB ALEC INGOLD, RB JOSH JACOBS, TE FOSTER MOREAU, WR HUNTER RENFROW**

- Partnered with Three Square Food Bank to provide meals for our hungry neighbors during this unprecedented time. They have challenged each other to see who can raise the most money to support Three Square's Coronavirus Emergency Food Fund.

### **CB NEVIN LAWSON AND CB TRAYVON MULLEN**

- Partnered with Chick-fil-A to provide meals for the Emergency Room Covid-19 response teams in the four major hospitals of Broward County, Fla.: Coral Springs Medical, Northwest Medical Center, Florida Medical Center & University Hospital.

## RAIDERS Vs. '20 OPPONENTS

Below is a look at some key information on the Raiders' 13 opponents for the 2020 season.

Opponent	First met	Last met	Series record
Atlanta	12/5/71	9/16/16	7-7
Buffalo	11/13/60	10/29/17	21-18
Carolina	11/2/97	9/13/20	4-3
Cleveland	11/26/70	11/22/15	6-6
Denver	10/2/60	12/29/19	64-53-2
Indianapolis	11/28/71	9/29/19	9-7
Kansas City	9/16/60	12/1/19	52-65-2
LA Chargers	11/27/60	12/22/19	64-54-2
Miami	10/9/66	9/24/18	17-17-1
New England	10/16/60	11/19/17	14-17-1
New Orleans	11/7/71	9/21/20	7-6-1
New York Jets	10/28/60	11/24/19	23-18-2
Tampa Bay	11/28/76	10/30/16	7-2

- The Raiders have faced the Chargers 120 times, the most of any opponent. They have faced the Broncos and Chiefs each 119 times, as they only played each team once during the strike-shortened 1982 season.

## LAS VEGAS Vs. NFC SOUTH

Las Vegas will face off against the NFC South this season, marking the first time since 2016 that they have played the division. Last season, the NFC South saw the New Orleans claim the third seed in the conference after posting a 13-3 (.813) record en route to their third-straight division crown. The Atlanta Falcons and Tampa Bay Buccaneers both finished with a record of 7-9 (.438), while the Carolina Panthers finished at 5-11 (.313). The Raiders hold a 25-18-1 combined all-time record against Atlanta, Carolina, New Orleans and Tampa Bay.

### RAIDERS VS. NFC SOUTH IN 2020

Date	Opponent	Result
9/13/20	at Carolina	W, 34-30
9/21/20	vs. New Orleans	W, 34-24
10/25/20	vs. Tampa Bay	TBD
11/29/20	at Atlanta	TBD



## SILVER AND BLACK IN PRIME TIME

- The Raiders will host all four of their primetime games in 2020: Monday Night Football contest against the New Orleans Saints on Sept. 21, an NBC Sunday Night Football game against the Tampa Bay Buccaneers on Oct. 25, an NBC Sunday Night Football matchup against the division-rival Kansas City Chiefs on Nov. 22, and a Thursday Night Football contest against the Los Angeles Chargers on Dec. 17.
- The Silver and Black's primetime slate in 2020 marks the most appearances since their five contests in 2017. Additionally, their four contests at home mark the most primetime games hosted by the Raiders in franchise history.
- This marked the Raiders' 71st contest on Monday Night Football and fifth consecutive year after opening the 2019 season on Monday night at home against the Denver Broncos. The Silver and Black took last year's Monday Night Football contest, which marked their second straight season opening the season on Monday Night Football. The team defeated the New Orleans Saints in Week 2 in the club's first-ever home contest at Allegiant Stadium by a score of 34-24.
- The Raiders hold a 41-29-1 all-time record in Monday Night Football contests.
- The Raiders will appear on Sunday Night Football two times in 2020, marking their first appearance since 2017 when they had three contests on SNF.
- Since 1978, the Raiders hold a 19-20 all-time record in Sunday night contests. Las Vegas holds a 1-0 record against Tampa Bay and 1-4 record against the Chiefs on Sunday Night Football.
- The Thursday Night Football contest against the Chargers will mark the eighth between the two clubs on Thursday. Las Vegas has played no other team more on Thursday than the Chargers, holding a 6-1 record. In last year's Thursday night matchup, the Raiders defeated the Chargers 26-24 to earn their third consecutive contest on TNF. The Thursday Night Football contest against the Chargers will be televised on FOX with a simulcast on NFL Network and streamed live on Amazon.
- On Thursdays, the Raiders are 11-11 all-time, including a 3-4 record on Thanksgiving Days.





## 2020 OPPONENT INFORMATION

Home	2019 record	Last overall meeting/result	Last meeting in city/result	2019 rank/off.	2019 rank/def.
Denver	7-9	Dec. 29, 2019, L, 15-16	Sept. 9, 2019, W, 24-16	28	12
Kansas City	12-4	Dec. 1, 2019, L, 9-40	Sept. 15, 2019, L, 10-28	6	17
L.A. Chargers	5-11	Dec. 22, 2019, W, 24-17	Nov. 7, 2019, W, 26-24	10	6
Buffalo	10-6	Oct. 29, 2017, L, 14-34	Dec. 4, 2016, W, 38-24	24	3
Indianapolis	7-9	Sept. 29, 2019, W, 31-24	Oct. 28, 2018, L, 28-42	25	16
Miami	5-11	Sept. 24, 2018, L, 20-28	Nov. 28, 2010, L, 17-33	27	30
New Orleans	13-3	Sept. 11, 2016, W, 35-34	Nov. 18, 2012, L, 17-38	9	11
Tampa Bay	7-9	Oct. 30, 2016, W, 30-24 (OT)	Nov. 4, 2012, L, 32-42	3	15
<b>Away</b>					
Denver	7-9	Dec. 29, 2019, L, 15-16	Dec. 29, 2019, L, 15-16	28	12
Kansas City	12-4	Dec. 1, 2019, L, 9-40	Dec. 1, 2019, L, 9-40	6	17
L.A. Chargers	5-11	Dec. 22, 2019, W, 24-17	Dec. 22, 2019, W, 24-17	10	6
Atlanta	7-9	Sept. 18, 2016, L, 28-35	Oct. 14, 2012, L, 20-23	5	20
Carolina	5-11	Nov. 27, 2016, W, 35-32	Dec. 23, 2012, L, 6-17	19	23
Cleveland	6-10	Sept. 30, 2018, W, 45-42 (OT)	Sept. 27, 2015, W, 27-20	22	22
New England	12-4	Nov. 19, 2017, L, 8-33	Sept. 21, 2014, L, 9-16	15	1
New York Jets	7-9	Nov. 24, 2019, L, 3-34	Nov. 24, 2019, L, 3-34	32	7

## 2020 DIVISIONAL BREAKDOWN

### AFC WEST: Denver Broncos, Kansas City Chiefs, Los Angeles Chargers

- The Chiefs finished 12-4 and won the AFC West crown for the fourth consecutive season, while claiming a victory in Super Bowl LIV.
- The Raiders finished 3-3 against the AFC West in 2019, defeating the Denver Broncos at home on Monday Night Football in Week 1 and sweeping the Chargers for the first time since 2016.
- Since divisional realignment in 2002, the Raiders have posted a winning record in the AFC West twice: 4-2 in 2002 and 6-0 in 2010.

### AFC NORTH: Cleveland Browns

- The Raiders are 48-39 (.552) all-time against the AFC North, with an overall record of 13-10 against the Browns after last defeating the team in 2018, 45-42 in overtime.

### AFC SOUTH: Indianapolis Colts

- Las Vegas owns a 43-38 (.531) combined all-time advantage against AFC South opponents, and will face the Colts for the third consecutive year after traveling to Indianapolis in Week 4 last season.

### AFC EAST: Buffalo Bills, Miami Dolphins, New England Patriots, New York Jets

- The Raiders are 78-67-4 (.538) all-time against the AFC East. The Silver and Black have played the most games (43) against the Jets, holding a 23-18-2 advantage in the all-time series.
- The Raiders went 2-2 against the AFC East in 2017.

### NFC SOUTH: Atlanta Falcons, Carolina Panthers, New Orleans Saints, Tampa Bay Buccaneers

- The Raiders are 25-18-1 all-time against the NFC South. The Silver and Black are tied in the all-time series against the Falcons, while holding a 4-3 lead over the Panthers, a 7-6-1 lead over the Saints and a 7-2 advantage against the Buccaneers.
- The Silver and Black last played the division in 2016, finishing 3-1, with their lone loss coming to the Falcons in Week 2.

## 2020 SCHEDULE STATS

- The Raiders have a 208-243-8 all-time record on the road.
- Las Vegas will play in nine different stadiums during the 2020 regular season, including opening their new home in Allegiant Stadium.
- The Raiders have played more road games in Arrowhead Stadium than in any other stadium, followed by Empower Field at Mile High.
- The Silver and Black will visit one stadium for the first time in club history in 2020 (Mercedes-Benz Stadium), while also becoming Las Vegas' first NFL team.
- The Raiders will travel to the Eastern Time Zone five times this season, with trips to the New York Jets, Carolina Panthers, New England Patriots, Atlanta Falcons and Cleveland Browns. The Silver and Black play only one opponent in their time zone, traveling to Los Angeles to face the divisional-rival Chargers.

### REGULAR SEASON RECORDS BY STADIUM

Stadium	Year Opened	Record
Allegiant Stadium	2020	1-0
Broncos Stadium at Mile High	2001	7-12
Arrowhead Stadium	1972	19-29
StubHub Center	2003	1-2
Gillette Stadium	2000	0-1
MetLife Stadium	2010	0-3
Mercedes-Benz Stadium	2017	N/A
Bank of America Stadium	1996	2-2
FirstEnergy Stadium	1999	1-3

## RAIDERS QUICK FACTS

**First Season:** 1960 (American Football League)

**Founding Co-owners and Directors:** Y. Charles Soda, F. Wayne Valley, Robert L. Osborne, Don Blessing, Charles L. Harney, Roger D. Lapham, Jr., Wallace A. Marsh, William J. Hayes, Edward W. McGah

**All-Time Record:** Regular season: 475-432-11 (.523)  
Postseason: 25-19 (.568)

**AFL Championships:** 1 - 1967

**Super Bowl Championships:** 3 - 1976, 1980, 1983

**Division Titles:** 17 - 1967-70, 1972-76, 1980, 1982-83, 1985, 1990, 2000-02

**Conference:** American Football Conference

**Division:** AFC West

**Stadium:** Allegiant Stadium

**Capacity:** 65,000

**Surface:** Natural Bermuda

**Year opened:** 2020

**League games:** 1-0

**Team Colors:** Silver and Black

**Radio:** Flagship KOMP 92.3 FM "The Rock Station" and KRLV "Raider Nation Radio 920 AM" via Compass Media Network and nation-wide Raiders Radio Network (34 stations)

## WINNING WAYS

The Raiders are among the elite teams in NFL history, ranking among the top teams from 1963-2019 in winning percentage of teams playing at least 500 games. The Raiders rank eighth with a .538 percentage since Al Davis was named head coach and general manager in 1963.

### NFL WINNING PERCENTAGE 1963-2020 (MIN. 500 GAMES)


Rank	Team	W	L	T	Pct.
1.	Dallas Cowboys	508	360	3	.585
2.	Pittsburgh Steelers	498	364	9	.578
3.	NE Patriots	486	379	7	.561
4.	Minnesota Vikings	481	382	10	.556
5.	Green Bay Packers	475	383	15	.553
6.	Miami Dolphins	455	372	4	.550
7.	Denver Broncos	468	397	9	.541
8.	<b>Las Vegas Raiders</b>	<b>467</b>	<b>399</b>	<b>11</b>	<b>.539</b>
9.	San Francisco 49ers	462	399	10	.536

## ROAD WARRIORS

The Raiders are among the top-performing road teams in NFL history. The Silver and Black rank sixth since 1963 with a .475 winning percentage in games away from home.

### TOP ROAD RECORDS 1963-2020 (MIN. 300 GAMES)

Rank	Team	W	L	T	Pct.
1.	Dallas Cowboys	224	211	1	.515
2.	Indianapolis Colts	211	220	2	.490
3.	New England Patriots	212	223	2	.488
4.	Pittsburgh Steelers	206	223	5	.480
5.	San Francisco 49ers	207	227	3	.478
6.	<b>Las Vegas Raiders</b>	<b>204</b>	<b>226</b>	<b>8</b>	<b>.475</b>
7.	Miami Dolphins	195	221	1	.469
8.	Minnesota Vikings	198	230	7	.464
9.	Green Bay Packers	197	233	7	.459
10.	Philadelphia Eagles	194	234	8	.454



## MAYOCK'S FIRST DRAFT

### 2019 ROOKIE CLASS

The Raiders rookie class was dominant in 2019 in nearly every facet of football. A look below shows their rankings in major statistical categories.

----- TOTAL RECEPTIONS -----

Rank	Team	Receptions
1.	Washington	130
2.	<b>Oakland</b>	<b>107</b>
3.	N.Y. Giants	82
4.	Minnesota	80
5.	Seattle	70

----- TOTAL RECEIVING YARDS -----

Rank	Team	Receiving Yards
1.	Washington	1,697
2.	<b>Oakland</b>	<b>1,112</b>
3.	Tennessee	1,105
4.	N.Y. Giants	1,009
5.	Seattle	967

----- TOTAL RECEIVING TDs -----

Rank	Team	Receiving TDs
1t.	Washington	12
2.	N.Y. Giants	11
3t.	Baltimore	10
3t.	<b>Oakland</b>	<b>10</b>
5.	Tennessee	8

----- TOTAL 1ST-DOWN RECEPTIONS -----

Rank	Team	1st Down Receptions
1.	Washington	83
2.	<b>Oakland</b>	<b>62</b>
3.	N.Y. Giants	44
4.	Seattle	43
5.	Tennessee	41

----- TOTAL YARDS AFTER CATCH -----

Rank	Team	YAC
1.	<b>Oakland</b>	<b>676</b>
2.	Washington	530
3.	Tennessee	498
4.	San Francisco	473
5.	Philadelphia	436

----- TOTAL RUSHING YARDS -----

Rank	Team	Rushing Yards
1.	<b>Oakland</b>	<b>1,167</b>
2.	Chicago	889
3.	Philadelphia	818
4.	Buffalo	784
5.	Pittsburgh	664

----- TOTAL RUSHING TDs -----

Rank	Team	TDs
1.	<b>Oakland</b>	<b>7</b>
2.	Chicago	6
3t.	Arizona	4
3t.	Atlanta	4
5t.	Philadelphia	3
5t.	San Francisco	3

----- TOTAL RUSHING 1ST DOWNS -----

Rank	Team	1st Downs
1.	<b>Oakland</b>	<b>60</b>
2.	Chicago	50
3.	Buffalo	38
4.	Pittsburgh	31
5.	Philadelphia	30

### THIRD AND RENFROW

In Week 16 of 2019, **WR Hunter Renfrow** recorded his second receiving touchdown of at least 50 yards. He was one of just four rookies in the NFL to record multiple receiving touchdowns of at least 50 yards and was one of two players (DeSean Jackson) to record two 50-plus-yard receiving touchdowns on third down.

----- ROOKIES WITH MULTIPLE 50-YARD RECEIVING TDs -----

Rank	Player	Team	TDs
1.	A.J. Brown	Titans	4
2t.	<b>Hunter Renfrow</b>	<b>Raiders</b>	<b>2</b>
2t.	Terry McLaurin	Redskins	2
2t.	Mecole Hardman	Chiefs	2

----- THIRD-DOWN FIRST DOWNS AMONG ROOKIES -----

Rank	Player	Team	1st Downs
1.	Diontae Johnson	Steelers	17
2.	<b>Hunter Renfrow</b>	<b>Raiders</b>	<b>16</b>
3.	DK Metcalf	Seahawks	13
4.	Darius Slayton	N.Y. Giants	10
5t.	Marquise Brown	Ravens	8
5t.	Steven Sims	Redskins	8
5t.	Deebo Samuel	49ers	8

--- MOST RECEPTIONS BY A ROOKIE IN CLUB HISTORY ---

Rank	Player	Year	Receptions	Yards
1.	Amari Cooper	2015	72	1,070
2.	<b>Hunter Renfrow</b>	<b>2019</b>	<b>49</b>	<b>605</b>
3.	Zach Miller	2007	44	444
4.	Tim Brown	1988	43	725
5.	Raymond Chester	1970	42	556

--- RECEPTION LEADERS AMONG ROOKIES IN 2019 ---

Rank	Player	Team	Receptions	Targets
1.	Diontae Johnson	Pittsburgh	59	92
2t.	DK Metcalf	Seattle	58	100
2t.	Terry McLaurin	Washington	58	93
4.	Deebo Samuel	San Francisco	57	81
5.	A.J. Brown	Tennessee	52	84
6.	Miles Sanders	Philadelphia	50	63
7.	<b>Hunter Renfrow</b>	<b>Oakland</b>	<b>49</b>	<b>71</b>
8.	Darius Slayton	N.Y. Giants	48	84
9.	Marquise Brown	Baltimore	46	71
10.	Noah Fant	Denver	40	66

### 2019 RAIDER ROOKIES

In Week 9, the rookie class of 2019 accounted for all four touchdowns on offense - two from **RB Josh Jacobs** and one apiece from **TE Foster Moreau** and **WR Hunter Renfrow** - the first such occurrence in franchise history dating back to the 1970 AFL-NFL Merger. Additionally, the Raiders as a rookie unit have combined for more scores than any other rookie class last season.

----- ROOKIE TOUCHDOWN TOTALS BY TEAM IN 2019 -----

Rk.	Team	TDs
1.	<b>Oakland</b>	<b>17</b>
2.	Washington	14
3.	N.Y. Giants	13
4.	Baltimore	12
5t.	Tennessee	9
5t.	Kansas City	9
5t.	Pittsburgh	9

The rookie class scored at least one touchdown in seven consecutive games from Week 4 against the Indianapolis Colts to Week 11 against the Cincinnati Bengals. They have failed to reach the end zone only five times this season: Weeks 2, 3, 12, 13 and 15. In Week 11, the Raiders tied a franchise record for most touchdowns by a rookie class in one season, tying the 14 scored in 1982 by the rookie class. In Week 14, they set a new club record with 15.



## OFFENSIVE ANCHORS

### KEEP YOUR CARR CLEAN

In Week 1 of the 2020 campaign, the Raiders made a statement, surrendering zero sacks against the Carolina Panthers defensive front. It marked just the fourth time since the 1970 AFL-NFL Merger and second consecutive year in a row that the Raiders have held their opponent to zero sacks in the season opener.

#### ----- NFL SACKS SURRENDERED IN 2020 -----

Rk.	Team	Sacks
1t.	Green Bay	1
1t.	New Orleans	1
3t.	L.A. Rams	2
3t.	Cleveland	2
3t.	Tennessee	2
3t.	Kansas City	2
7t.	Las Vegas	3
7t.	Pittsburgh	3
7t.	Atlanta	3
7t.	New England	3
7t.	Indianapolis	3
7t.	Tampa Bay	3

The Raiders held four opponents without a sack in 2019. After doing so against the Broncos in Week 1, the team held the Bears' defense to zero sacks in Week 5 for just the second time since 2017. The team followed up that performance with two more shutouts: one in Week 7 against the Green Bay Packers and again in Week 8 against the Texans. At the time, the Packers were the only team in the league with two players that each had at least five sacks on the year. The Raiders were one of five teams in the NFL that held at least four teams without a sack.

#### ----- GAMES WITHOUT ALLOWING A SACK -----

Rk.	Team	Games
1t.	Rams	6
1t.	Saints	6
3.	Vikings	5
4t.	Raiders	4
4t.	Cowboys	4



### ANCHORING THE LINE

Since arriving to the club in 2015, **C Rodney Hudson** has been an integral part of the Raiders success up front. Dating back to his arrival, the offensive line has surrendered just 159 total sacks, the sixth-fewest allowed in the NFL during that span.

#### ----- NFL SACKS SURRENDERED SINCE 2015 -----

Rk.	Team	Sacks
1.	Saints	125
2.	Steelers	137
3.	Ravens	150
4.	Patriots	149
5.	Rams	152
6.	Raiders	159

Anchoring the line once again in 2019, **C Rodney Hudson** was ranked by Pro Football Focus as the NFL's No. 2 center last season. He tallied 1074 snaps and did not to surrender a sack, while allowing just one hit and four quarterback hurries. To put it in perspective, no other center with at least 1,000 snaps in 2018 allowed fewer than eight hurries. In 2019, Hudson did not allow a sack in 527 pass-blocking snaps and led all offensive linemen in the NFL with a 99.7 pass-blocking efficiency rating by PFF.



### CARR INSURANCE

In the 2019 free agency period, the Raiders bolstered their offensive line, adding Super Bowl Champion, 6-foot-8, 380-pound **offensive tackle Trent Brown** into the mix of an already talented group of lineman up front. The addition of Brown gave the Raiders starting front five that averages a height of 6-foot-5 and weight of 336 pounds. Brown has started in 55 of his 58 total appearances in his career and has started in all three postseason contests. He helped hold four different opponents to zero sacks last season, making the Raiders one of only five clubs in the NFL to have four such games. Brown also paved the way for the first 1,000-yard rookie rusher in franchise history and earned his first Pro Bowl nod. According to Pro Football Focus, Brown surrendered just one sack in 326 pass blocking plays before being placed on IR.

# 77

## CLELIN FERRELL



**DE Clelin Ferrell** was drafted in the first round (fourth overall) of the 2019 NFL Draft. A prolific three-year starter at Clemson, Ferrell started in all 44 appearances and helped the school capture two National Championships in 2016 and 2018. Over his career, he totaled 166 tackles, including 50 for loss, 27 sacks, seven passes defended, five forced fumbles and two fumble recoveries. Ferrell's career sack total ranked tied for fourth in Tigers history, and he left Clemson as just the second player in school history to tally two first-team All American honors from the Associated Press. He also became just the third player in Clemson history to earn the first-team honor as either a freshman or sophomore. As a senior in 2018, Ferrell won the Ted Hendrick's Award, given to the nation's top defensive end.

Ferrell was an immediate starter on the defensive line as a rookie, rotating in at both defensive tackle and defensive end, making his presence felt as both a run-stopper and pass-rusher. A look below shows Ferrell's stat line from his first 16 contests.

----- CLELIN FERRELL STATS -----										
Year	GP	GS	Total	Solo	Asst.	Sacks	Yds.	INTs	PD	FF
2019	15	15	38	24	14	4.5	35.0	0	5	0
2020	2	2	2	0	2	0.0	0.0	0	0	0
<b>Totals</b>	<b>17</b>	<b>17</b>	<b>40</b>	<b>24</b>	<b>16</b>	<b>4.5</b>	<b>0.0</b>	<b>0</b>	<b>0</b>	<b>0</b>

----- 2019 ROOKIE SACK LEADERS -----			
Rank	Player	Team	SACKS
1.	Josh Allen	Jaguars	10.5
2.	<b>Maxx Crosby</b>	<b>Raiders</b>	<b>10.0</b>
3.	Nick Bosa	49ers	9.0
4.	Brian Burns	Panthers	7.5
5.	Montez Sweat	Redskins	7.0
6.	Chase Winovich	Patriots	5.5
7.	Ed Oliver	Bills	5.0
8t.	Oshane Ximines	Giants	4.5
8t.	<b>Clelin Ferrell</b>	<b>Raiders</b>	<b>4.5</b>
10t.	Sam Eguavoen	Dolphins	3.5
10t.	Dre'Mont Jones	Broncos	3.5



## 2019 ROOKIE SACKS

The Raiders rookie defenders finished first in the NFL among total rookie sacks combined.

----- TEAM SACKS BY ROOKIES IN 2019 -----		
Rank	Team	SACKS
1.	<b>Oakland Raiders</b>	<b>14.5</b>
2.	Jacksonville Jaguars	11.5
3.	San Francisco 49ers	10.0
4t.	Carolina Panthers	9.5
4t.	N.Y. Giants	8.5

## HARRIS' HOUSE CALL

**S Erik Harris** recorded two interceptions, including one returned for a touchdown, in the first quarter of Week 10's contest for the first time since Joe Haden did so in 2013. He's just the sixth player to do so dating back to 1991. It was Harris' second interception returned for a touchdown this season, after intercepting Jacoby Brissett in the fourth quarter of Week 4's contest against the Colts to seal a Raiders victory. Harris was the first Raider to return two interceptions for a touchdown in a single season since Thomas Howard did so in 2007.

Harris ranked tied for second in 2019 with two defensive touchdowns.

----- 2019 DEFENSIVE TD LEADERS -----			
Rank	Player	Team	TDs
1.	Marcus Peters	Ravens	3
2t.	<b>Erik Harris</b>	<b>Raiders</b>	<b>2</b>
2t.	Marlon Humphrey	Ravens	2
2t.	Minkah Fitzpatrick	Steelers	2
2t.	Jamal Adams	Jets	2
2t.	Ndomukong Suh	Buccaneers	2
2t.	Jadeveon Clowney	Seahawks	2
2t.	Stephon Gilmore	Patriots	2
2t.	Devin White	Buccaneers	2



## RUSH DEFENSE


--- 2019 DEFENSIVE RUSH YARDS ALLOWED PER GAME---

Rank	Team	Avg.
1.	Tampa Bay	73.8
2.	N.Y. Jets	86.9
3.	Philadelphia	90.1
4.	New Orleans	91.3
5.	Baltimore	93.4
6.	New England	95.5
7.	Indianapolis	97.9
8.	<b>Oakland</b>	<b>98.1</b>
9.	Chicago	102.0
10.	Buffalo	103.1

--- FEWEST RUSH YARDS ALLOWED IN CLUB HISTORY---

Rank	Team	Year	Avg.
1.	Oakland	1967	80.6
2.	Los Angeles	1982	86.4
3.	Oakland	2002	90.8
4.	Los Angeles	1994	96.4
5.	Oakland	2000	96.9
6.	Oakland	1999	97.4
7.	<b>Oakland</b>	<b>2019</b>	<b>98.1</b>

## CARR AT THE HELM



**QB Derek Carr** was named the Raiders' starting QB heading into the 2014 season, becoming the first rookie QB in team history to start in Week 1. Carr has grown into one of the league's top QBs, as he became the second QB in NFL history to complete at least 300 passes in each of his first six seasons. In 2019, Carr became the first quarterback in franchise history to pass for 4,000 yards in multiple seasons, while also setting a new franchise record for completion percentage (70.4 percent). Carr completed 361-of-513 passes for a career-high 4,054 yards, 7.9 yards per attempt and 100.8 passer rating. In 2018, Carr set a new franchise mark for most consecutive pass attempts without an interception (332), while also setting an NFL record for most completions (1,759) through a player's first five years in the NFL. Carr ranks first in club history with 22,793 yards through the air and third with 143 passing scores. In 2016, he became the first QB in franchise history to throw for 3,000 yards in each of his first three seasons and led seven fourth-quarter comebacks en route to winning the NFL's Castrol Edge Clutch Performer of the Year award.

### ----- DEREK CARR CAREER STATISTICS -----

Year	GP/GS	W-L	Cmp.	Att.	%	Yards	TDs	INTs	Rtg.
2014	16/16	3-13	348	599	58.1	3,270	21	12	76.6
2015	16/16	7-9	350	573	61.1	3,987	32	13	91.1
2016	15/15	12-3	357	560	63.8	3,937	28	6	96.7
2017	15/15	6-9	323	515	62.7	3,496	22	13	86.4
2018	16/16	4-12	381	553	68.9	4,049	19	10	93.9
2019	16/16	7-9	361	513	70.4	4,054	21	8	100.8
2020	2/2	2-0	50	68	73.5	521	4	0	114.9
<b>Career</b>	<b>96/96</b>	<b>41-55</b>	<b>2,170</b>	<b>3,381</b>	<b>64.2</b>	<b>23,314</b>	<b>147</b>	<b>62</b>	<b>91.2</b>

## HIGHLY RATED

Over the past six seasons, Carr has emerged as one of the league's leading passers. His passer rating improved by 14.5 points from his rookie season in 2014 to 2015, and by 5.6 more in 2016, helping him post the 10th- and fourth-best ratings in franchise history. Carr bounced back in 2018 with the third-best mark of his career, earning a 93.9 passer rating. In 2019, Carr earned the best mark of his career as he became just the second player in franchise history to surpass the 100-point passer rating barrier. Carr finished the season ranked ninth in the NFL in passer rating among qualifying passers. Here is how Carr's 2015, 2016, 2018 and 2019 seasons stack up among the best passing campaigns in Raiders history:

### ----- RAIDERS SINGLE-SEASON PASSER RATING -----

Rank	Player	Year	TD/INT	Rating
1.	Ken Stabler	1976	27/17	103.4
2.	<b>Derek Carr</b>	<b>2019</b>	<b>21/8</b>	<b>100.8</b>
3.	Rich Gannon	2002	26/10	97.3
4.	Derek Carr	2016	28/6	96.7
5.	Rich Gannon	2001	27/9	95.5
6.	Ken Stabler	1974	26/12	94.9
7.	Derek Carr	2018	19/10	93.9
8.	Rich Gannon	2000	28/11	92.4
9.	Jeff George	1997	29/9	91.2
10.	Derek Carr	2015	32/13	91.1

\*Note: Min. 14 attempts/game.

\*\*Carr also became the only quarterback in franchise history with at least four seasons with a 90-plus passer rating, breaking his tie with Rich Gannon's three such seasons. He also ranks tied fourth in NFL history with four such seasons in his first six years in the league.

## COMEBACK CARR

Carr has orchestrated 20 game-winning drives in his career. His 18 fourth quarter comebacks in his first six years are the most in NFL history through a quarterback's first six seasons. In Week 1 of 2020, he registered his 19th fourth quarter comeback. Shown below are the 20 combined drives:

- 17-play, 80-yard TD drive (7:21) vs. Kansas City on Nov. 20, 2014 (9-yard TD to James Jones)
- 9-play, 80-yard TD drive (1:44) vs. Baltimore on Sept. 20, 2015 (12-yard TD to Seth Roberts)
- 9-play, 90-yard TD drive (3:20) at Tennessee on Nov. 29, 2015 (12-yard TD to Seth Roberts)
- 3-play, 11-yard drive (0:16) at Denver on Dec. 13, 2015 (16-yard TD to Mychal Rivera)
- 15-play, 67-yard drive (6:55) in overtime vs. San Diego on Dec. 24, 2015 (31-yard Sebastian Janikowski FG)
- 11-play, 75-yard drive (5:16) at New Orleans on Sept. 11, 2016 (10-yard TD to Seth Roberts and two-point conversion to WR Michael Crabtree)
- 6-play, 66-yard drive (1:24) at Baltimore on Oct. 2, 2016 (23-yard TD to WR Michael Crabtree)
- 5-play, 60-yard drive (1:36) in overtime at Tampa Bay on Oct. 30, 2016 (41-yard TD to Seth Roberts)
- 5-play, 85-yard drive (1:32) vs. Houston on Nov. 21, 2016 (35-yard TD to WR Amari Cooper)
- 12-play, 82-yard drive (3:20) vs. Carolina on Nov. 27, 2016 (23-yard Sebastian Janikowski FG)
- 5-play, 59-yard drive (0:40) vs. Buffalo on Dec. 4, 2016 (37-yard TD to WR Amari Cooper)
- 9-play, 54-yard drive (3:47) at San Diego on Dec. 18, 2016 (44-yard Sebastian Janikowski FG)
- 11-play, 85-yard drive (2:25) vs. KC on Oct. 19, 2017 (2-yard TD to WR Michael Crabtree)
- 11-play, 70-yard drive (3:41) vs. Cle on Sept. 30, 2018 (29-yard Matt McCrane FG)
- 9-play, 63-yard drive (1:53) at Ari. on Nov. 18, 2018 (35-yard Daniel Carlson FG)
- 8-play, 75-yard drive (2:34) vs. Pit. on Dec. 9, 2018 (6-yard TD to TE Derek Carrier)
- 13-play, 97-yard drive (5:52) vs. Chi. on Oct. 6, 2019 (2-yard TD rush by RB Josh Jacobs)
- 7-play, 75-yard drive (3:12) vs. Det. on Nov. 3, 2019 (9-yard TD to WR Hunter Renfrow)
- 10-play, 75-yard drive (3:00) vs. LAC on Nov. 7, 2019 (18-yard TD rush by RB Josh Jacobs)
- 9-play, 75-yard drive (4:08) vs. Car on Sept. 13, 2020 (6-yard TD rush by RB Josh Jacobs)





## 2019's MODEL

Shown below are Derek Carr's rankings in 2019 among all qualifying NFL quarterbacks.

### ----- COMPLETION PERCENTAGE -----

Rank	Player	Team	Completion %
1.	Drew Brees	New Orleans	74.3%
2.	<b>Derek Carr</b>	<b>Oakland</b>	<b>70.4%</b>
3.	Ryan Tannehill	Tennessee	70.3%
4.	Kirk Cousins	Minnesota	69.1%
5.	Jimmy Garoppolo	San Francisco	69.1%

### ----- RED ZONE TOUCHDOWN PASSES ON 3RD DOWN -----

Rank	Player	Team	Touchdowns
1.	<b>Derek Carr</b>	<b>Oakland</b>	<b>10</b>
2.	Jared Goff	L.A. Rams	9
3t.	Carson Wentz	Philadelphia	8
3t.	Daniel Jones	N.Y. Giants	8
5t.	Lamar Jackson	Baltimore	7
5t.	Matt Ryan	Atlanta	7
5t.	Tom Brady	Ne England	7

### ----- TOUCHDOWN PASSES ON 3RD DOWN -----

Rank	Player	Team	TDS
1.	<b>Derek Carr</b>	<b>Oakland</b>	<b>14</b>
2t.	Jared Goff	L.A. Rams	11
2t.	Carson Wentz	Philadelphia	11
4t.	Daniel Jones	N.Y. Giants	10
4t.	Matt Ryan	Atlanta	10
6t.	Seven Tied	-----	9

### ----- PASSER RATING -----

Rank	Player	Team	Rating
1.	Ryan Tannehill	Tennessee	117.5
2.	Drew Brees	New Orleans	116.3
3.	Lamar Jackson	Baltimore	113.3
4.	Kirk Cousins	Minnesota	107.4
5.	Russell Wilson	Seattle	106.3
6.	Matthew Stafford	Detroit	106.0
7.	Patrick Mahomes	Kansas City	105.3
8.	Jimmy Garoppolo	San Francisco	102.0
9.	<b>Derek Carr</b>	<b>Oakland</b>	<b>100.8</b>
10.	Dak Prescott	Dallas	99.7

### ----- PASSER RATING ON 3RD DOWN -----

Rank	Player	Team	Rating
1.	<b>Derek Carr</b>	<b>Oakland</b>	<b>127.4</b>
2.	Ryan Tannehill	Tennessee	125.6
3.	Patrick Mahomes	Kansas City	116.4
4.	Matthew Stafford	Detroit	116.3
5.	Lamar Jackson	Baltimore	110.4
6.	Kirk Cousins	Minnesota	108.0
7.	Deshaun Watson	Houston	105.5
8.	Matt Ryan	Atlanta	103.0
9.	Jimmy Garoppolo	San Francisco	101.9
10.	Dak Prescott	Dallas	101.7

\*Carr's passer rating on third down last season was the highest in the NFL since Tom Brady had 127.7 in 2016 for the Patriots and is also the eighth-highest in the NFL since at least 1991.

## CARR'S COMPLETION %

In 2019, Carr broke his own record previously set in 2018 for highest single-season completion percentage in franchise history. Shown below are the top-10 completion percentage marks in club annals.

### ----- HIGHEST COMPLETION % IN TEAM HISTORY -----

Rank	Player	Year	Comp %
1.	<b>Derek Carr</b>	<b>2019</b>	<b>70.4%</b>
2.	Derek Carr	2018	68.9%
3.	Rich Gannon	2002	67.6%
4.	Ken Stabler	1976	66.7%
5.	Rich Gannon	2001	65.8%
6.	Derek Carr	2016	63.8%
7.	Derek Carr	2017	62.7%
8.	Ken Stabler	1973	62.7%
9.	Derek Carr	2015	61.1%
10.	Carson Palmer	2012	61.1%

Additionally, Carr's completion percentage of 70.4 in 2019 ranks among the best percentages in a single season in NFL history. Carr's 2019 campaign ranks eighth in NFL annals and the top-10 all-time is shown below.

### ----- HIGHEST COMPLETION % IN NFL HISTORY -----

Rank	Player	Year	Comp %
1.	Drew Brees	2018	74.4%
2.	Drew Brees	2019	74.3%
3.	Drew Brees	2017	72.0%
4.	Sam Bradford	2016	71.6%
5.	Drew Brees	2011	71.2%
6.	Drew Brees	2009	70.6%
7.	Ken Anderson	1982	70.6%
8.	<b>Derek Carr</b>	<b>2019</b>	<b>70.4%</b>
9.	Sammy Baugh	1945	70.3%
10.	Steve Young	1994	70.3%

Carr's completion percentage this past season was the best in NFL history among all players 28 years old or younger and among all players in their first six seasons in the NFL.

## PASSER RATING ON DEEP BALLS

Among pass attempts at least 15 yards in the air in 2019, Derek Carr ranked sixth in passer rating (105.9). Carr completed 50.6 percent of these particular attempts down the field, the second-best completion percentage in the NFL among quarterbacks with at least 75 such attempts.

### ----- PASSER RATING -----

Rank	Player	Comps.	Att	Rating
1.	Patrick Mahomes	58	122	121.8
2.	Kirk Cousins	40	86	118.1
3.	Dak Prescott	64	128	112.8
4.	Lamar Jackson	35	86	110.7
5.	Russell Wilson	51	124	106.4
6.	<b>Derek Carr</b>	<b>39</b>	<b>78</b>	<b>105.9</b>
7.	Gardner Minshew	38	78	104.4
8.	Deshaun Watson	49	106	103.7
9.	Jimmy Garoppolo	42	78	102.2
10.	Tom Brady	49	108	101.6

\*Min 75 attempts

## 19 300-YARD GAMES

Carr has eclipsed the 300-yard mark 19 times so far in his career. The Raiders are 12-7 when Carr reaches the 300-yard milestone, and 3-0 when Carr surpasses the 400-yard barrier.

### ----- CARR'S 300-YARD PASSING GAMES -----

Date	Opp.	Yards	Att./Cmp.	TDs	Passer Rtg.	Result
10/30/16	at TB	513	40/59	4	117.4	W, 30-24 (OT)
9/30/18	Cle	437	35/58	4	92.4	W, 45-42 (OT)
10/19/17	KC	417	29/52	3	101.2	W, 31-30
12/29/19	at Den.	391	29/46	1	97.3	L, 15-16
9/20/15	Bal.	351	30/46	3	100.9	W, 37-33
9/23/18	at Mia.	345	27/39	1	83.8	L, 20-27
11/1/15	NYJ	333	23/36	4	130.9	W, 34-20
11/29/15	at Ten.	330	24/37	3	120.3	W, 24-21
10/26/14	at Cle.	328	34/54	1	86.0	L, 13-23
12/9/18	Pit.	322	25/34	2	122.4	W, 24-21
9/11/16	at NO	319	24/38	1	98.5	W, 35-34
10/9/16	SD	317	25/40	2	93.4	W, 34-31
11/27/16	Car.	315	26/38	2	100.2	W, 35-32
9/27/15	at Cle.	314	20/32	2	115.9	W, 27-20
10/29/17	at Buf.	313	31/49	1	71.2	L, 14-34
9/10/18	LAR	303	29/40	0	62.8	L, 13-33
11/15/15	Min.	302	29/43	2	83.7	L, 14-30
11/8/15	at Pit.	301	24/44	4	96.9	L, 35-38
11/5/17	at Mia.	300	21/30	1	99.3	W, 27-24

\*\*\*On Oct. 30, 2016, Carr set a franchise record with his 513 yards passing en route to a 30-24 victory over the Tampa Bay Buccaneers.

## THREE-TD GAMES

Through his first 53 games, Carr put up some of the most prolific numbers in NFL history, as he ranks tied for third with the most three-touchdown performances to start his career. See Below:

Rank	Player	Team	3-TD Games
1.	Dan Marino	Dolphins	22
2.	Kurt Warner	St. Louis	21
3t.	<b>Derek Carr</b>	<b>Oakland</b>	<b>14</b>
3t.	Peyton Manning	Indianapolis	14
3t.	Aaron Rodgers	Green Bay	14
3t.	Matthew Stafford	Detroit	14

Now in Year 7, Carr has totaled 19 career games with at least three touchdown passes. The Raiders are 13-6 when Carr tosses three touchdowns or more. The chart below shows where Carr ranks in club history.

### ----- RAIDERS QBs WITH 3-TD PASSES IN A CONTEST -----

Rank	Player	Games
1.	Ken Stabler	20
2t.	Daryle Lamonica	19
2t.	<b>Derek Carr</b>	<b>19</b>
4.	Rich Gannon	16
5.	Tom Giores	11

\*\*\*Carr's 19 such games through his first five seasons rank first in club history, with Daryle Lamonica's 15 such games ranking second. Among all quarterbacks in NFL history under the same criteria, Carr's 19 games with at least three touchdown passes are currently tied for 17th-most with Tom Brady, Trent Green, Carson Palmer, Philip Rivers and Tony Romo.

## KEEPING IT 100

Carr has posted passer ratings of at least 100 points in 34 career games (24-10 record) after his performance in Week 1 of 2020. With his 33rd such game, Carr has surpassed Raiders legend Ken Stabler for most in franchise history.

### ----- CARR'S 100-PLUS PASSER RATING GAMES -----

Date	Opp.	Passer Rtg.	Yards	TDs	INTs	Result
12/07/14*	SF	140.2	254	3	0	W, 24-13
10/25/15^	at SD	137.7	289	3	0	W, 37-29
10/28/14	Ind.	136.6	244	3	0	L, 28-42
09/17/17	NYJ	136.6	230	3	0	W, 45-20
11/26/17	Den.	136.3	253	2	0	W, 21-14
11/01/15	NYJ	130.9	333	4	0	W, 34-20
10/27/19	at Hou.	125.0	285	3	0	L, 24-27
10/02/16	at Bal.	123.4	199	4	0	W, 28-27
12/02/18	KC	123.2	285	3	0	L, 33-40
12/24/16	Ind.	122.6	228	3	0	W, 33-25
12/09/18	Pit.	122.4	322	2	0	W, 24-21
09/09/19	Den.	121.0	259	1	0	W, 24-16
09/21/20	NO	120.7	282	3	0	W, 34-24
11/29/15	at Ten.	120.3	330	3	0	W, 24-21
10/20/19	at GB	119.2	293	2	1	L, 24-42
12/22/19	at LAC	118.2	291	1	0	W, 24-17
10/30/16	at TB	117.4	513	4	0	W, 30-24 (OT)
11/21/16	Hou.	117.0	295	3	1	W, 27-20
11/03/19	Det.	116.2	289	2	0	W, 31-24
09/27/15	at Cle.	115.9	314	2	0	W, 27-20
12/08/19	Ten.	115.2	263	2	0	L, 21-42
09/18/16	Atl.	115.0	299	3	0	L, 28-35
09/16/18	at Den.	114.6	288	1	0	L, 19-20
09/10/17	at Ten.	114.3	262	2	0	W, 26-16
10/12/14	SD	107.7	282	4	1	L, 28-31
09/13/20	at Car.	107.5	239	1	0	W, 34-30
11/17/19	Cin.	105.7	292	1	1	W, 17-10
09/29/19	at Ind.	105.4	189	2	0	W, 31-24
09/22/19	Min.	103.7	242	2	1	L, 14-34
10/19/17	KC	101.7	417	3	0	W, 31-30
09/20/15	Bal.	100.9	351	3	1	W, 37-33
11/18/18	Ari.	100.5	192	2	0	W, 23-21
11/27/16	Car.	100.2	315	2	1	W, 35-32
10/01/17	at Den.	100.0	143	1	0	L, 10-16

\* 4th highest by first-year player since 1970 AFL-NFL merger

^ 7th highest road rating in franchise history



## THROWING FOR SIX

Carr has enjoyed one of the most prolific starts to a career in NFL history, especially when it comes to finding the end zone. His 53 TDs rank second most by any NFL player through his first two seasons, trailing only Dan Marino (68). And although his 2016 season was cut short due to injury, he continued his stellar start to his career by throwing 28 more TDs in his third season. His 147 TDs are 10th-most in the NFL since 2014.

### TOUCHDOWN PASSES THROUGH FIRST TWO NFL SEASONS

Rank	Player	Years	TDs
1.	Dan Marino (Mia.)	1983-84	68
2.	<b>Derek Carr (Oak.)</b>	<b>2014-15</b>	<b>53</b>
T-3.	Peyton Manning (Ind.)	1998-99	52
T-3.	Russell Wilson (Sea.)	2012-13	52

### TOUCHDOWN PASSES THROUGH FIRST THREE NFL SEASONS

Rank	Player	Years	TDs
1.	Dan Marino (Mia.)	1983-85	98
2.	Andrew Luck (Ind.)	2012-14	86
3.	Peyton Manning (Ind.)	1998-2000	85
4.	<b>Derek Carr (Oak.)</b>	<b>2014-16</b>	<b>81</b>

### TOUCHDOWN PASSES THROUGH FIRST FOUR NFL SEASONS

Rank	Player	Years	TDs
1.	Dan Marino (Mia.)	1983-86	142
2.	Peyton Manning (Ind.)	1998-2001	111
3.	Russell Wilson (Sea.)	2012-15	106
4.	<b>Derek Carr (Oak.)</b>	<b>2014-17</b>	<b>103</b>
5.	Andrew Luck (Ind.)	2012-15	101

### TOUCHDOWN PASSES THROUGH FIRST FIVE NFL SEASONS

Rank	Player	Years	TDs
1.	Dan Marino (Mia.)	1983-87	168
2.	Peyton Manning (Ind.)	1998-2002	138
3.	Andrew Luck (Ind.)	2012-16	132
4t.	Matt Ryan (Atl.)	2008-12	127
4t.	Russell Wilson (Sea.)	2012-16	127
6.	Andy Dalton (Cin.)	2011-15	124
7.	<b>Derek Carr (Oak.)</b>	<b>2014-18</b>	<b>122</b>
8.	Cam Newton (Car.)	2011-15	117

### TOUCHDOWN PASSES THROUGH FIRST SIX NFL SEASONS

Rank	Player	Years	TDs
1.	Dan Marino (Mia.)	1983-87	196
3.	Andrew Luck (Ind.)	2012-18	171
2.	Peyton Manning (Ind.)	1998-2003	167
4t.	Russell Wilson (Sea.)	2012-16	161
4t.	Matt Ryan (Atl.)	2008-13	153
6.	Brett Favre (GB)	1991-96	147
7.	<b>Derek Carr (Oak.)</b>	<b>2014-19</b>	<b>143</b>

Carr crossed the 100-touchdown barrier just 60 games into his NFL career, the quickest to reach 100 passing scores in Raiders history. By doing so in his first four seasons, Carr joined Dan Marino, Peyton Manning, Andrew Luck and Russell Wilson as the only quarterbacks in NFL history to toss 100 touchdowns through their first four seasons in the league.

## RAIDERS ELITE

Carr threw 32 TD passes in 2015, giving him the second most TD passes in a season in franchise history behind Daryle Lamonica's 34 TDs in 1969. Lamonica also threw 30 TDs in 1967, making he and Carr the only Raiders to throw 30-plus TD passes in a season.

### ----- RAIDERS 30+ TD PASSING SEASONS -----

Rank	Player	Year	TDs
1.	Daryle Lamonica	1969	34
2.	<b>Derek Carr</b>	<b>2015</b>	<b>32</b>
3.	Daryle Lamonica	1967	30

## 4,000-YARD CLUB

With 185 yards in the 2018 season finale against the Kansas City Chiefs, **QB Derek Carr** surpassed the 4,000-yard barrier for the first time in his career. Carr became just the third quarterback in franchise history to hit the mark, joining Carson Palmer and Rich Gannon. Carr set himself apart in 2019, becoming the first quarterback in Raiders history with multiple 4,000-yard campaigns, as his 4,054 passing yards in 2019 rank second in club history to only Rich Gannon's 4,689 in 2002. He currently holds three of the top-5 single-season passing performances in club history.

Rank	Player	Year	Yards
1.	Rich Gannon	2002	4,689
2.	<b>Derek Carr</b>	<b>2019</b>	<b>4,054</b>
3.	<b>Derek Carr</b>	<b>2018</b>	<b>4,049</b>
4.	Carson Palmer	2012	4,018
5.	<b>Derek Carr</b>	<b>2015</b>	<b>3,987</b>
6.	<b>Derek Carr</b>	<b>2016</b>	<b>3,937</b>
7.	Jeff George	1997	3,917
8.	Rich Gannon	1999	3,840
9.	Rich Gannon	2001	3,828
10.	Kerry Collins	2005	3,759

## 3,000 YARDS

Carr is one of just five quarterbacks in NFL history to pass for at least 3,000 yards in each of their first six seasons in the league.

### ---- QBs W/ SIX 3,000 YARD SEASONS TO START CAREER ----

Player	Team	Years
<b>Derek Carr</b>	<b>Oakland Raiders</b>	<b>2014-19</b>
Andy Dalton	Cincinnati Bengals	2011-16
Peyton Manning	Indianapolis Colts	1998-03
Cam Newton	Carolina Panthers	2011-16
Russell Wilson	Seattle Seahawks	2012-17

## FRANCHISE RECORD

In Week 2 of **QB Derek Carr's** sixth year in the NFL, he cemented himself as the club's all-time passing yards leader with a 16-yard completion to **TE Darren Waller** in the second quarter, breaking the record held by **Hall of Fame QB Ken Stabler** since 1979. Carr became just the 15th quarterback in NFL history to surpass 19,000 passing yards in 80 career games or less, as his 19,196 yards ranked 12th through a player's first 80 career contests. A look below shows the club's top-5 passing leaders in franchise history. He surpassed the 20,000 barrier in his 84th game.

### ----- PASSING YARDS AS A RAIDER -----

Rank	Player	Passing Yards	Career Games
1.	<b>Derek Carr</b>	<b>23,381</b>	<b>96</b>
2.	Ken Stabler	19,078	130
3.	Rich Gannon	17,585	74
4.	Daryle Lamonica	16,655	95
5.	Jim Plunkett	12,665	70





## 20 TD PASSES

Only seven quarterbacks in NFL history have passed for 20 touchdowns in five of their first six seasons in the NFL. That list can be found below.

### --- SEASONS WITH 20 TD PASSES THROUGH YEAR 6 ---

Rank	Player	Years	Count
1t.	Peyton Manning	1998-03	6
1t.	Dan Marino	1983-88	6
1t.	Russell Wilson	2012-17	6
4t.	<b>Derek Carr</b>	<b>2014-19</b>	<b>5</b>
4t.	Andrew Luck	2012-18	5
4t.	Eli Manning	2005-09	5
4t.	Matt Ryan	2009-13	5

Carr also became the only quarterback in franchise history to throw at least 20 touchdown passes in five seasons, breaking a tie with Rich Gannon and Daryle Lamonica with four such seasons.

## TD-INT RATIO

Among Carr's great talents as a quarterback is his ability to protect the ball and minimize turnovers. Through the first seven years of his career, there have been few to ever do it better than Carr when it comes to touchdown-to-interception ratio.

Carr's 2.37 TD-INT ratio (147/62) is fourth-best in NFL history among QBs with 3,000-or-more attempts. Shown below is the elite company Carr has joined with those numbers:

Rank	Player	Team	Ratio
1.	Aaron Rodgers	Green Bay	4.40
2.	Russell Wilson	Seattle	3.42
3.	Tom Brady	New England	2.99
4.	<b>Derek Carr</b>	<b>Oakland</b>	<b>2.37</b>
5.	Drew Brees	New Orleans	2.31
6.	Matt Ryan	Atlanta	2.21
7.	Steve Young	San Francisco	2.17
8.	Peyton Manning	Den./Ind.	2.15

## ALL-TIME TOUCHDOWN LIST

Now in Year 7, Carr ranks highly among the Raider greats in many statistical categories. Carr enters 2020 just seven touchdown passes away from tying Ken Stabler for the most in franchise history.

### ----- TOUCHDOWN PASSES AS A RAIDER -----

Rank	Player	Pass TDs
1.	Ken Stabler	150
2.	Daryle Lamonica	148
3.	<b>Derek Carr</b>	<b>147</b>
4.	Rich Gannon	114
5.	Tom Flores	92
6.	Jim Plunkett	80

## CARR'S COMPLETIONS

With 22 completions in Week 15 of 2019, QB **Derek Carr** surpassed 300 for the campaign. Only two quarterbacks in NFL history have completed at least 300 passes in each of their first six seasons in the league.

### --- SEASONS WITH 300 COMPLETIONS THROUGH YEAR 6 ---

Rank	Player	Years	Count
1t.	<b>Derek Carr</b>	<b>2014-19</b>	<b>6</b>
1t.	Peyton Manning	1998-03	6
2t.	Andy Dalton	2011-16	5
2t.	Brett Favre	1992-96	5
2t.	Joe Flacco	2009-13	5
2t.	Andrew Luck	2012-18	5

### --- SEASONS WITH 300 COMPLETIONS THROUGH YEAR 5 ---

Rank	Player	Years	Count
1t.	<b>Derek Carr</b>	<b>2014-18</b>	<b>5</b>
1t.	Peyton Manning	1998-02	5
3.	Drew Bledsoe	1994-97	4
4.	Andy Dalton	2011-14	4
5.	Brett Favre	1992-95	4
6.	Joe Flacco	2009-12	4
7.	Andrew Luck	2012-16	4

With his 15th completion in the 2018 Week 17 contest against the Kansas City Chiefs, Carr surpassed Peyton Manning for most completions by a player through their first five seasons in the NFL. A look below shows additional players Carr moved ahead of this past season in the respective category.

### --- MOST COMPLETIONS THROUGH YEAR 5 (NFL HISTORY) ---

Rank	Player	Completions	Comp. %
1.	<b>Derek Carr</b>	<b>1,759</b>	<b>62.82</b>
2.	Peyton Manning	1,749	62.09
3.	Matt Ryan	1,654	62.72
4.	Ryan Tannehill	1,653	62.68
5.	Drew Bledsoe	1,624	59.98
6.	Andrew Luck	1,570	59.22
7.	Blake Bortles	1,561	59.31
8.	Andy Dalton	1,556	62.31
9.	Dan Marino	1,512	60.63
10.	Joe Flacco	1,507	60.55

### --- MOST COMPLETIONS THROUGH YEAR 6 (NFL HISTORY) ---

Rank	Player	Completions	Comp. %
1.	Peyton Manning	2,128	62.90
2.	<b>Derek Carr</b>	<b>2,120</b>	<b>63.99</b>
3.	Matt Ryan	2,093	63.66
4.	Andrew Luck	2,000	60.79
5.	Andy Dalton	1,920	62.75
6.	Drew Bledsoe	1,887	55.80
7.	Joe Flacco	1,869	60.23
8.	Dan Marino	1,866	60.19
9.	Matthew Stafford	1,848	58.63
10.	Ryan Tannehill	1,829	62.83



## A CARR IN ITS OWN CLASS

In his 53rd career game in Week 7 (2017) against the Kansas City Chiefs, a three-touchdown, 417-yard performance pushed Carr passed 90 career touchdowns (92). He became the first quarterback in NFL history to cross 90 touchdown passes while throwing less than 40 interceptions. Listed below are other players who have also reached the aforementioned milestone at the time of Carr's feat.

Player	Pass TDs	INTs	Rating
Dan Marino (Mia.)	121	60	94.0
Kurt Warner (Stl.)	102	65	97.2
Andrew Luck (Ind.)	97	52	85.5
Matthew Stafford (Det.)	96	60	84.6
Peyton Manning (Ind.)	95	67	85.8
Carson Palmer (Cin.)	94	53	91.4
<b>Derek Carr (Oak.)</b>	<b>92</b>	<b>35</b>	<b>88.7</b>

## RECORD STREAK

From midway through the team's Week 5 (2018) contest against the Los Angeles Chargers to the opening quarter of their Week 17 matchup with the Kansas City Chiefs, **QB Derek Carr** did not throw an interception. A span of nearly 12 games and totaling a remarkable 332 pass attempts, Carr broke the previous franchise record set by Rich Gannon in 2001 (277) for most consecutive passes without an interception and etched himself among NFL history.

### --- MOST CONSECUTIVE PASSES W/O AN INT IN NFL HISTORY ---

Rank	Player	Attempts	Years
1.	Aaron Rodgers	402	2018
2.	Tom Brady	358	2010-11
3.	<b>Derek Carr</b>	<b>332</b>	<b>2018</b>

## 2015 TDs

Carr threw a career-high 32 TD passes in 2015, averaging two TDs per start. Carr finished the year just two TDs shy of the Raiders franchise record, currently held by Daryle Lamonica (34 in 1969). Here is where Carr ranked in TD passes in 2015:

### ----- 2015 TOUCHDOWN PASSES -----

Rank	Player	Team	TDs
1.	Tom Brady	New England	36
T-2.	Blake Bortles	Jacksonville	35
T-2.	Eli Manning	N.Y. Giants	35
T-2.	Cam Newton	Carolina	35
T-2.	Carson Palmer	Arizona	35
6.	Russell Wilson	Seattle	34
<b>T-7.</b>	<b>Derek Carr</b>	<b>Oakland</b>	<b>32</b>
T-7.	Drew Brees	New Orleans	32
T-7.	Matthew Stafford	Detroit	32

## LEADING THE CLASS

As a rookie in 2014, Carr led his draft class in completions (348), passing yards (3,270) and touchdowns (21). His prolific rookie campaign ranks among the best in NFL annals. He has continued to excel compared to both the 2014 draft class and the NFL in general.

Category	Carr	2014 Class Rank	Carr (2014) All-time Rookie Rank
Completions	2,170	1st	348
Passing Yards	23,381	1st	3,270
Passing TDs	147	1st	21
QB Rating	91.2	1st	76.6

\*Minimum five QB starts

^Minimum 400 attempts

## CARR IN CRUISE CONTROL

In Week 2 in 2018 against the Denver Broncos, **QB Derek Carr** put together one of the greatest single-game performances in NFL history when he completed 29 of his 32 pass attempts for a 90.6 completion percentage. Among quarterbacks with at least 20 pass attempts in a contest, Carr's mark against the Broncos ranks fifth all-time, while standing as the best single-game percentage in club history. Only 10 quarterbacks in NFL history have crossed the 90 completion percentage barrier among the same criteria. On the season Carr ranked fifth in the NFL with a 68.9 completion percentage.

### ----- TOP SINGLE-GAME COMPLETION % (NFL HISTORY) -----

Rank	Player	DATE	CMP/ATT	CMP %
1.	Drew Brees	12/16/19	29/30	96.67
2.	Philip Rivers	11/25/18	28/29	96.55
3.	Marcus Mariota	11/26/18	22/23	95.65
4.	Kurt Warner	9/20/09	24/26	92.31
5.	Vinny Testaverde	12/26/93	21/23	91.30
6.	Ken Anderson	11/10/74	20/22	90.91
7.	<b>Derek Carr</b>	<b>9/16/18</b>	<b>29/32</b>	<b>90.63</b>
8.	Lynn Dickey	12/13/81	19/21	90.48
9t.	Philip Rivers	11/1/12	18/20	90.00
9t.	Tony Romo	12/21/14	18/20	90.00
9t.	Steve Young	10/20/91	18/20	90.00

\*As shown above, Carr became the first quarterback in NFL history to complete at least 90 percent of his passes while recording at least 30 pass attempts in the contest.



## MADD MAXX



**DE Maxx Crosby** was drafted in the fourth round (106th overall) of the 2019 NFL Draft. Crosby appeared in 37 contests during his career with Eastern Michigan, starting in all 24 games in his final two seasons with the school. Over his collegiate career, he totaled 162 tackles (73 solo), including 41 for loss, 20 sacks, one interception returned for a touchdown, four passes defensed, eight forced fumbles and four fumble recoveries. Crosby's tackles for loss and sack total over his career both rank second in Eastern Michigan lore. As a senior in 2018, he notched his second All-MAC First Team honor, becoming just the third defensive player in school history to garner the accolade in consecutive seasons and just the fourth Eagle defender overall to earn the honor twice over their career.

Crosby became a game-changer on defense during his rookie season and finished with the second-most sacks by a rookie in franchise history.

# 98

### ----- MAXX CROSBY STATS -----

Year	GP	GS	Total	Solo	Asst.	Sacks	Yds.	INTs	PD	FF
2019	16	10	46	35	11	10.0	69.5	0	4	4
2020	2	2	4	2	2	0.0	0.0	0	1	0
<b>Totals</b>	<b>18</b>	<b>12</b>	<b>50</b>	<b>37</b>	<b>13</b>	<b>10.0</b>	<b>69.5</b>	<b>0</b>	<b>5</b>	<b>0</b>

### ----- RAIDERS ROOKIE SACK LEADERS -----

Rank	Player	Year	Sacks
1.	Greg Townsend	1983	10.5
2.	<b>Maxx Crosby</b>	<b>2019</b>	<b>10.0</b>
3.	Aaron Wallace	1990	9.0
4.	Bill Pickel	1983	6.0
5.	Scott Davis	1988	5.5
6t.	Lamarr Houston	2010	5.0
6t.	Trevor Scott	2008	5.0
8t.	Tony Bryant	1999	4.5
8t.	<b>Clelin Ferrell</b>	<b>2019</b>	<b>4.5</b>
8t.	Sio Moore	2013	4.5

## 2019 ROOKIE SACK LEADERS

Crosby finished the season as only the second defender in franchise history to record double-digit sacks as a rookie. He finished second in the NFL among rookies with 10 sacks on the season.

### ----- 2019 ROOKIE SACK LEADERS -----

Rank	Player	Team	SACKS
1.	Josh Allen	Jaguars	10.5
2.	<b>Maxx Crosby</b>	<b>Raiders</b>	<b>10.0</b>
3.	Nick Bosa	49ers	9.0
4.	Brian Burns	Panthers	7.5
5.	Montez Sweat	Redskins	7.0
6.	Chase Winovich	Patriots	5.5
7.	Ed Oliver	Bills	5.0
8t.	<b>Clelin Ferrell</b>	<b>Raiders</b>	<b>4.5</b>
8t.	Oshane Ximines	Giants	4.5
10t.	Sam Eguavoen	Dolphins	3.5
10t.	Dre'Mont Jones	Broncos	3.5

## SINGLE-GAME SACKS

Crosby earned AFC Defensive Player of the Week honors in Week 11 last year after recording a Raiders rookie record four sacks, a mark that is tied for second-most in NFL history among rookies.

### ----- RAIDERS SINGLE-GAME SACK LEADERS -----

Rank	Player	Year	SACKS
1t.	Howie Long	1983	5.0
1t.	Khalil Mack	2015	5.0
3t.	<b>Maxx Crosby</b>	<b>2019</b>	<b>4.0</b>
3t.	Anthony Smith	1992	4.0
3t.	Anthony Smith	1993	4.0
3t.	Kameron Wimbley	2011	4.0

### ----- NFL ROOKIE SINGLE-GAME SACK LEADERS -----

Rank	Player	Year	SACKS
1.	Leslie O'Neil	1986	5.0
2t.	<b>Maxx Crosby</b>	<b>2019</b>	<b>4.0</b>
2t.	Cornelius Bennett	1987	4.0
2t.	Brian Orakpo	2009	4.0
5t.	Three Tied	-----	3.5

### ----- RAIDERS ROOKIE SINGLE-GAME SACK LEADERS -----

Rank	Player	Year	SACKS
1.	<b>Maxx Crosby</b>	<b>2019</b>	<b>4.0</b>
2.	Greg Townsend	1983	3.0
3.	<b>Clelin Ferrell</b>	<b>2019</b>	<b>2.5</b>
4t.	12 Tied	-----	2.0

## 4TH-ROUND GEM

Crosby became just the fourth player in franchise history who was drafted by the club in the fourth round or later to record double-digit sacks in a single season, joining Greg Townsend, Rod Martin and Rod Coleman. Shown below are players in 2019 who have been drafted in the fourth round or later and their respective sacks last season.

### ----- 2019 SACK LEADERS ----- DRAFTED IN 4TH ROUND OR LATER

Rank	Player	Team	Sacks
1.	Za'Darius Smith	Packers	13.5
2.	<b>Maxx Crosby</b>	<b>Raiders</b>	<b>10.0</b>
3.	Matt Judon	Ravens	9.5
4.	Matthew Loannidis	Redskins	8.5
5.	Everson Griffen	Vikings	8.0





## 10 SACKS AND 4 FORCED FUMBLES

With his 1.5 sacks and one forced fumble in the 2019 regular season finale, **DE Maxx Crosby** became the fifth rookie since at least 2000 to record double-digit sacks and at least four forced fumbles in their rookie campaign. The elite list Crosby joined is found below.

### ----- ROOKIES W/ 10 SACKS AND 4 FORCED FUMBLES -----

Year	Player	Sacks	Forced Fumbles
2002	Dwight Freeney	13.0	9
2002	Julius Peppers	12.0	5
2003	Terrell Suggs	12.0	6
2006	Mark Anderson	12.0	4
<b>2019</b>	<b>Maxx Crosby</b>	<b>10.0</b>	<b>4</b>

## 10 SACKS AND 16 TFLs

**DE Maxx Crosby** became the first rookie since Joey Bosa (2016) with 10-plus sacks and 15-plus tackles for loss (16). Listed below are the players across the NFL who accomplished the feat in 2019.

### ----- PLAYERS WITH AT LEAST 10 SACKS AND 15 TFLs -----

Rank	Player	Sacks	Tackles For Loss
1.	Shaquil Barrett	19.5	19
2.	Cameron Jordan	15.5	15
3.	Danielle Hunter	14.5	15
4.	Za'Darius Smith	13.5	17
5.	Aaron Donald	12.5	20
6t.	Dante Fowler	11.5	16
6t.	Bud Dupree	11.5	16
6t.	Joey Bosa	11.5	18
<b>9.</b>	<b>Maxx Crosby</b>	<b>10.0</b>	<b>16</b>

Crosby is just the second Raider in franchise history to record at least 10 sacks and 15 tackles for loss in a single season, joining Khalil Mack (2015 and 2017).

## 4TH QUARTER SACKS

Crosby turned it on in the fourth quarter during his rookie campaign, finishing with the second-most sacks in the NFL during the final frame of play amongst his rookie peers.

### ----- 4TH QUARTER SACKS BY ROOKIES -----

Rank	Player	Team	Sacks
1.	Brian Burns	Panthers	5.0
<b>2.</b>	<b>Maxx Crosby</b>	<b>Raiders</b>	<b>4.0</b>
<b>3.</b>	<b>Clelin Ferrell</b>	<b>Raiders</b>	<b>3.0</b>
4.	Josh Allen	Jaguars	2.5
5t.	Oshane Ximines	Giants	2.0
5t.	Chase Winovich	Patriots	2.0
5t.	Nick Bosa	49ers	2.0

## AFC DEFENSIVE PLAYER OF THE WEEK

After setting a Raiders rookie record in Week 11 of the 2019 campaign with four sacks in the contest against the Cincinnati Bengals, **DE Maxx Crosby** became the second rookie player in franchise history (Phillip Buchanon - 2002) to earn AFC Defensive Player of the Week Honors and the first Raider to win the award since 2016.

**Stat line:** Posted five tackles (four solo), including three for loss, four sacks and one forced fumble.

### ● Recorded four sacks.

- o Crosby's four sacks in Week 11 are tied for second-most by a rookie in NFL history.

- o Crosby is just the fourth rookie in NFL history to record four sacks in a game and the first to do so since Brian Orakpo in 2009.

- o Crosby's four sacks in Week 11 set a new franchise record for most sacks in a game by a rookie.

- o Four sacks rank tied for second-most by a player in franchise history.

- o Crosby's four sacks in Week 11 were the most among all defenders in the NFL.

- o Crosby's four sacks in Week 11 are tied for the most in a single contest by a player in 2019.

- o Crosby is one of just four players to record four sacks in a contest in 2019.

### ● Crosby recorded three sacks in the fourth quarter in Week 11.

- o Crosby's three sacks are tied for second-most in the fourth quarter of a contest since at least 1991.

- o Crosby is one of just two players with three sacks in a fourth quarter this season.

- o Dating back to 2000, Crosby is the only rookie to record three sacks in a fourth quarter of a contest.


- o Crosby's third sack of the fourth quarter came on the Bengals' final offensive drive and set the team up with a second-and-19 that ended in a Raiders interception.

- Crosby is one of four players in Week 11 to register multiple sacks and at least one forced fumble.





## JOSH JACOBS



With the 24th overall selection in the 2019 NFL Draft, the Raiders selected **RB Josh Jacobs** to be their bell-cow back out of the University of Alabama. After earning the starting role at the conclusion of his first training camp, Jacobs made his rookie debut on Monday Night Football at home against the Denver Broncos. With 23 carries for 85 yards and two rushing scores, while adding one reception for 28 yards, Jacobs became the first player since **RB LaDainian Tomlinson** (2001) to tally two rushing TDs and 100 yards from scrimmage in his rookie debut. Jacobs also became the first player in franchise history to score two rushing TDs in his NFL debut. Since then, Jacobs took the NFL by storm, becoming the first rookie in franchise history to earn two NFL Offensive Rookie of the Month honors (October and November), while racking up five 100-yard performances and also breaking RB Marcus Allen's franchise rookie rushing record set in 1982 for total rushing yards and 100-yard contests. Jacobs also became the 21st player in NFL history with 1,000 rushing yards through his first 12 career contests. In Week 1 of 2020, he picked up right where he left off as a rookie, becoming the first player in Raiders history to score three times on the ground in a season opener.

# 28

### ----- JOSH JACOBS' ROOKIE STATS -----

Year	Team	GP	GS	Att.	Yds.	Avg.	Lg.	TD
2019	Oakland	13	13	242	1,150	4.8	51	7
2020	Las Vegas	2	2	52	181	3.5	14	3
<b>Totals</b>		<b>15</b>	<b>15</b>	<b>294</b>	<b>1,331</b>	<b>4.5</b>	<b>51</b>	<b>10</b>

## BIG WEEK 1

**RB Josh Jacobs** rushed for 93 yards on the ground in Week 1 against the Carolina Panthers on 25 carries and added three TDs, while adding 49 receiving yards on four catches. Jacobs became the first player in Raiders history to record three rushing TDs in a Week one contest. Additionally, Jacobs became just the second player in NFL history to notch at least two rushing TDs in Week 1 of his first and second year in the NFL. Per PFF, Jacobs forced a league-best 10 tackles as a rusher in Week 1, while also racking up 81 yards after contact.

### ----- 2020 RUSHING LEADERS -----

Rank	Player	Team	Rushing Yards
1.	Aaron Jones	Packers	234
2.	Derrick Henry	Titans	200
3.	Ezekiel Elliott	Cowboys	185
4.	Nick Chubb	Browns	184
5.	<b>Josh Jacobs</b>	<b>Raiders</b>	<b>181</b>
6.	Austin Ekeler	Chargers	177
7.	Clyde Edwards-Helaire	Chiefs	176
8.	James Robinson	Jaguars	164
9t.	Kyler Murray	Cardinal	158
9t.	Kareem Hunt	Browns	158

\*Through 15 games, Jacobs ranks first in franchise history with 1,331 rushing yards, while ranking second in TDs (10) to Marcus Allen (13).

## MULTI-TD CONTESTS

In Week 1 of 2020 against the Carolina Panthers, **RB Josh Jacobs** tallied his fourth multi-rush TD game in just his first 14 career contests, tied for fifth-most all-time in NFL history. The only players with more such games are listed below.

### ----- Multi-TD Games Through 14 Games-----

Rank	Player	Team	Multi-TD Games
1.	Eric Dickerson	Rams	6
2t.	Marcus Allen	Raiders	5
2t.	Curtis Martin	Patriots	5
2t.	Ickey Woods	Bengals	5
5t.	<b>Josh Jacobs</b>	<b>Raiders</b>	<b>4</b>

## ALL-TIME SINGLE SEASON LEADERS

In Week 13 of 2019, **RB Josh Jacobs** has become just the 12th player in Raiders lore to rush for 1,000 yards in a single season and did so in just his 12th career contest. He is one of four players in franchise history to accomplish the feat through the first 12 games of a season. Jacobs is also the only rookie in franchise history to cross 1,000 yards in a single season. A look below shows where he ranks in Raiders history.

### ----- RAIDERS SINGLE-SEASON RUSHING LEADERS -----

Rank	Player	Year	Rushing Yards
1.	Marcus Allen	1985	1,759
2.	Napoleon Kaufman	1997	1,294
3.	Mark van Eeghen	1977	1,273
4.	Marcus Allen	1984	1,168
5.	Darren McFadden	2010	1,157
6.	<b>Josh Jacobs</b>	<b>2019</b>	<b>1,150</b>
7.	Harvey Williams	1995	1,114
8.	Marv Hubbard	1972	1,100
9.	Clem Daniels	1963	1,099
10.	Mark van Eeghen	1978	1,080
11.	Latavius Murray	2015	1,066
12.	Tyrone Wheatley	2000	1,046
13.	LaMont Jordan	2005	1,025
14.	Marcus Allen	1983	1,014
15.	Mark van Eeghen	1976	1,012
16.	Justin Fargas	2007	1,009



## YARDS AFTER CONTACT

**RB Josh Jacobs** was superb in his rookie season and in large part due to his ability to consistently gain yards after contact. A look below details just how well Jacobs has performed after first contact.

### ----- 2019 YARDS AFTER CONTACT LEADERS -----

Rank	Player	Team	YAC
1.	Derrick Henry	Titans	979
2.	Nick Chubb	Browns	873
3.	Leonard Fournette	Jaguars	806
4.	Chris Carson	Seahawks	749
5.	<b>Josh Jacobs</b>	<b>Raiders</b>	<b>686</b>
6.	Ezekiel Elliott	Cowboys	683
7.	Dalvin Cook	Vikings	610
8.	Joe Mixon	Bengals	603
9.	Carlos Hyde	Texans	552
10.	Adrian Peterson	Redskins	535

\*Jacobs' 686 rushing yards through his first 13 games of the season ranked sixth among all rookies during the Super Bowl Era (post 1970 AFL-NFL Merger). In Week 1 of 2020, Jacobs totaled 81 yards after contact.

### ----- 2019 YARDS AFTER CONTACT PER RUSH -----

Rank	Player	Team	YAC/Rush
1.	Damien Williams	Chiefs	3.27
2.	Derrick Henry	Titans	3.23
3.	Leonard Fournette	Jaguars	3.04
4.	Nick Chubb	Browns	2.93
5.	Benny Snell	Steelers	2.85
6t.	<b>Josh Jacobs</b>	<b>Raiders</b>	<b>2.83</b>
6t.	Gus Edwards	Ravens	2.83
8.	Chris Carson	Seahawks	2.69
9.	Mark Ingram	Ravens	2.62
10.	Adrian Peterson	Redskins	2.54

## PRO FOOTBALL FOCUS' BEST

**RB Josh Jacobs** was praised for his performance as a rookie by many last season, Pro Football Focus included. He earned the second-best rushing grade in 2019 and forced more missed tackles than anyone in the National Football league in just his first year.

### ----- 2019 PFF RUNNING BACK GRADES -----

Rank	Player	Team	Grade
1.	Nick Chubb	Browns	90.3
2.	<b>Josh Jacobs</b>	<b>Raiders</b>	<b>86.9</b>
3.	Dalvin Cook	Vikings	83.5
4.	Ezekiel Elliott	Cowboys	83.1
5.	Aaron Jones	Packers	81.3

### ----- 2019 PFF MISSED TACKLES FORCED -----

Rank	Player	Team	MTFs
1.	<b>Josh Jacobs</b>	<b>Raiders</b>	<b>70</b>
2t.	Nick Chubb	Browns	68
2t.	Chris Carson	Seahawks	63
4.	Derrick Henry	Titans	62
5.	Joe Mixon	Bengals	53

Since 2006, only Marshawn Lynch in 2013 (76) and 2014 (91) forced more missed tackles on runs than Josh Jacobs' 70 during his rookie season. In Week 1 of 2020, Jacobs led the NFL with 12 forced missed tackles as a rusher and receiver (10, 2).

## RAIDERS DEBUT

**RB Josh Jacobs**' 85 yards on the ground in Week 1 of 2019 ranks third in franchise history among all rookies in their NFL debut.

### ----- MOST RUSHING YARDS IN RAIDERS DEBUT -----

Year	Player	Yards	TDs
1982	Marcus Allen	116	1
1965	Roger Hagberg	87	0
2019	<b>Josh Jacobs</b>	<b>85</b>	<b>2</b>
2016	Jalen Richard	84	1

\*Jacobs also became the first Raiders player since 1972 to score multiple TDs in his NFL debut.

## ELITE FIRST 13

**RB Josh Jacobs** ranks among NFL history's elite when it comes to rushing yards as a 21-year-old. Shown below is the Top-5 season performances by a player 21-or-younger in their first 13 career games.

Rank	Player	Year	Yards
1.	Ezekiel Elliott	Cowboys	1,392
2.	Edgerrin James	Colts	1,311
3.	Barry Sanders	Lions	1,208
4.	<b>Josh Jacobs</b>	<b>Raiders</b>	<b>1,150</b>
5.	Saquon Barkley	Giants	1,124

## RUSHING YARDS PER GAME

**RB Josh Jacobs** finished the year averaging 88.5 rushing yards per game, the 20th-best average by a rookie since the 1970 AFL-NFL Merger and third-best average by all running backs in 2019.

### ----- 2019 RUSHING YARDS PER GAME -----

Rank	Player	Team	Rush Yds/G
1.	Derrick Henry	Titans	102.7
2.	Nick Chubb	Browns	93.4
3.	<b>Josh Jacobs</b>	<b>Raiders</b>	<b>88.5</b>
4.	Christian McCaffrey	Panthers	86.7
5.	Ezekiel Elliott	Cowboys	84.8

## 2019 NFL RUSHING LEADERS

**RB Josh Jacobs** rushed for 1,150 yards in just his first 13 contests as a rookie, good for eighth-most in the NFL. In Week 11, Jacobs became the 12th player in NFL history with at least 900 yards (923) through a player's first 10 career games. Jacobs crossed the 1,000-yard barrier in Week 13, marking the 16th time in club history a player has rushed for 1,000 yards. Below shows a closer look at rushing leaders across the league.

### ----- 2019 NFL RUSHING LEADERS -----

Rank	Player	Team	Rushing Yards
1.	Derrick Henry	Titans	1,540
2.	Nick Chubb	Browns	1,494
3.	Christian McCaffrey	Panthers	1,387
4.	Ezekiel Elliott	Cowboys	1,357
5.	Chris Carson	Seahawks	1,230
6.	Lamar Jackson	Ravens	1,206
7.	Leonard Fournette	Jaguars	1,152
8.	<b>Josh Jacobs</b>	<b>Raiders</b>	<b>1,150</b>
9.	Joe Mixon	Bengals	1,137
10.	Dalvin Cook	Vikings	1,135

\*Jacobs' 1,150 yards on the ground rank first in franchise history among all rookie rushers, topping Marcus Allen's previous record of 697 yards set in 1982.

## NFL OFFENSIVE ROOKIE OF THE MONTH

After a strong start to his rookie campaign in 2019, **RB Josh Jacobs** owned the month of October and became the first rookie in franchise history to be named NFL Offensive Rookie of the Month, joining **CB Charles Woodson** (1998) as the only other rookie in club history to earn the honor on either side of the ball. Take a look at some of his stats from the month of October below.

**Stat line:** Rushed 62 times for 313 yards and two rushing touchdowns, adding eight receptions for 45 yards in just three games during the month of October.

• **Two 100-yard rushing contests.**

o Tied for first in the NFL among all players during the month of October.

o First in the NFL among rookies during the month of October.

• **Most rushing yards (123) by a rookie running back in the 27 NFL games played in London since 2007.**

• **Averaged 104.3 rushing yards per game in October.**

o Ranked fourth in the NFL during the month of October.

o Ranked third in the AFC during the month of October.

o Ranked first among all rookies during the month of October.

• **313 rushing yards in October.**

o Ranked seventh in the NFL during the month of October.

o Ranked fourth in the AFC during the month of October.

o Ranked first among all rookies during the month of October.

o Most rushing yards by a Raiders rookie during the month of October in franchise history (and did so in just three contests).

• **Averaged 5.05 yards per carry in the month of October.**

o Ranked first in the NFL among all players with at least 60 carries during the month of October.

## NFL OFFENSIVE ROOKIE OF THE MONTH

**RB Josh Jacobs** continued to roll in the month of November in 2019 and tacked on his second consecutive NFL Offensive Rookie of the Month Award, becoming the first Raider in club history with two Rookie of the Month honors. Jacobs is the first rookie in the NFL to win the award in consecutive months since Odell Beckham Jr. did so in November and December of 2014.

**Stat line:** Rushed 94 times for 441 yards and three rushing touchdowns, adding seven receptions for 44 yards from Weeks 9-13.

• **Three 100-yard rushing contests.**

o Ranked tied for first in the NFL among all players.

o Ranked first in the NFL among rookies.

• **Four 100-yard scrimmage contests.**

o Ranked second in the NFL among all players.

o Ranked first in the AFC among all players.

o Ranked first in the NFL among all rookies.

• **Rushed for three touchdowns.**

o Ranked tied for fifth in the NFL among all players.

o Ranked first in the NFL among all rookies.

• **Averaged 88.2 rushing yards per game.**

o Ranked fourth in the NFL among all players.

o Ranked first in the NFL among rookies.

• **441 rushing yards.**

o Ranked second in the NFL among all players.

o Ranked first in the NFL among all rookies.

o And in doing so, became just the 12th player in club history with 1,000 yards in a season

o First rookie to ever do so.

o Fourth player in team history to do so in the first 12 games of a season.

o Led all rookies with 1,061 rushing yards and ranked fourth in the NFL overall.

## 2019 ROOKIE LEADER

**RB Josh Jacobs** paced all rookies in the league in every major rushing category in 2019. Those stats are highlighted below.

----- RUSHING TDs AMONG NFL ROOKIES -----

Rk.	Player	Rush TDs
1.	<b>Josh Jacobs (Oak.)</b>	<b>7</b>
2.	David Montgomery (Chi.)	6
3.	Two Tied	4

----- RUSHING YARDS AMONG NFL ROOKIES -----

Rk.	Player	Rush Yards
1.	<b>Josh Jacobs (Oak.)</b>	<b>1,150</b>
2.	David Montgomery (Chi.)	889
3.	Miles Sanders (Phi.)	818

----- RUSHING YARDS/GAME AMONG NFL ROOKIES -----

Rk.	Player	Yards/Game
1.	<b>Josh Jacobs (Oak.)</b>	<b>88.5</b>
2.	Devin Singletary (Buf.)	64.6
3.	David Montgomery (Chi.)	55.6

----- YARDS AFTER CONTACT AMONG NFL ROOKIES -----

Rk.	Player	Rush YAC
1.	<b>Josh Jacobs (Oak.)</b>	<b>686</b>
2.	David Montgomery (Chi.)	399
3.	Devin Singletary (Buf.)	365

----- RUSHING 1ST DOWNS AMONG NFL ROOKIES -----

Rk.	Player	1st Downs
1.	<b>Josh Jacobs (Oak.)</b>	<b>53</b>
2.	David Montgomery (Chi.)	50
3.	Devin Singletary (Buf.)	37

## TOP SINGLE GAMES

In Week 9 of 2019, **RB Josh Jacobs** recorded his third game with at least 120 yards on the ground, marking a new franchise record by a rookie running back and breaking Marcus Allen's previous record of two such games. A look below shows some of Jacobs' top rushing performances in 2019 and where they rank in Raiders lore.

----- RAIDERS ROOKIE SINGLE-GAME MARKS -----

Rank	Player	Year	Rushing Yards
1.	Bo Jackson	1987	221
2.	Darren McFadden	2008	164
3.	Marcus Allen	1982	156
4.	Arthur Washington	1978	134
5.	Marcus Allen	1982	126
6.	<b>Josh Jacobs</b>	<b>2019 (Week 7)</b>	<b>124</b>
7.	<b>Josh Jacobs</b>	<b>2019 (Week 5)</b>	<b>123</b>
8.	<b>Josh Jacobs</b>	<b>2019 (Week 9)</b>	<b>120</b>
9.	Marcus Allen	1982	116
10.	<b>Josh Jacobs</b>	<b>2019 (Week 11)</b>	<b>112</b>
11.	<b>Josh Jacobs</b>	<b>2019 (Week 13)</b>	<b>104</b>
12t.	<b>Josh Jacobs</b>	<b>2019 (Week 2)</b>	<b>99</b>
12t.	DeAndre Washington	2016	99

\*Jacobs is the first running back with at least three games of multiple rush touchdowns in his first season since Ezekiel Elliott had five in 2016.



## MORE JACOBS

Shown below are more of **RB Josh Jacobs'** accomplishments from his 2019 rookie campaign.

- o In Week 15, recorded 89 rushing yards and entered the top-20 in NFL history for most rushing yards (1,150) by a player through their first 13 career games.
- o In Week 13, Jacobs finished with 104 yards on 17 carries (6.1 avg.), tying RB Mark van Eeghen for the fourth-most 100-yard rushing performances (5) during a single season in franchise history.
- o In Week 13, Jacobs became the first 1,000-yard rusher since RB Latavius Murray in 2015 and only the fourth player in club history with 1,000 yards through the team's first 12 games.
- o In Week 11, Jacobs became the 12th player in NFL history with at least 900 yards (923) through a player's first 10 career games.
- o With one rushing touchdown in Week 10, Jacobs tied Arthur Whittington for second-most rushing touchdowns (seven) by a rookie in franchise history.
- o With 811 rushing yards after his ninth game, Jacobs became just the 16th player in NFL history with at least 800 rushing yards through his first nine games.
- o With two rushing touchdowns in Week 9, Jacobs tied for third-most rushing touchdowns (six) by a Raiders rookie in franchise history (J.D. Smith - 1960).
- o In Week 9, Jacobs became the first rookie since Ickey Woods in 1988 to have two-plus rushing touchdowns in three of his first eight career games.
- o In Week 9, Jacobs tied Marcus Allen for most 100-yard rushing games (three) by a rookie in franchise history.
- o In Week 9, Jacobs became the first Raiders player since RB Latavius Murray in 2016 to record three games with multiple two rushing touchdowns in a single season.
- o In Week 9, Jacobs became the 20th player in NFL history to surpass 700 rushing yards (740) in his first eight career contests.
- o In Week 9, Jacobs became the fifth player in the Super Bowl Era with two games of 120 rushing yards and two-plus rushing touchdowns over his first eight career games, joining Billy Sims (1980), Hall of Famer Eric Dickerson (1983), Julius Jones (2004) and Adrian Peterson (2007).
- o In Week 9, Jacobs became just the 12th player since at least 1950 to log 700 rushing yards and have six rushing touchdowns in his first eight games, joining Leonard Fournette (2017), Ezekiel Elliott (2016), Todd Gurley (2015) Doug Martin (2012), Adrian Peterson (2007), Julius Jones (2004), Marshall Faulk (1994), Eric Dickerson (1983), Billy Sims (1980), Earl Campbell (1978) and Alan Ameche (1955).

## ROOKIE RECORD HOLDER

Just eight games into his rookie campaign, **RB Josh Jacobs** etched himself among the many Raiders greats, surpassing Marcus Allen's 37-year-old franchise record for rushing yards in a single season by a rookie. A look below is where Jacobs stands.

### ----- RAIDERS ROOKIE SINGLE-SEASON MARKS -----

Rank	Player	Year	Rushing Yards
<b>1.</b>	<b>Josh Jacobs</b>	<b>2019 (13 games)</b>	<b>1,150</b>
1.	Marcus Allen	1982	697
2.	Arthur Whittington	1978	661
4.	Greg Robinson	1993	591
5.	Bo Jackson	1987	554

*\*Jacobs also broke a tie with Marcus Allen for the most 100-yard rushing games as a rookie in club history with his fourth in Week 11.*





## DARREN WALLER



In 2018, **TE Darren Waller** was signed by the Raiders off of the Baltimore Ravens' practice squad. Waller flashed his athleticism in his second game as a Raider in Week 15 that year against the Cincinnati Bengals, posting a then-career-long 44-yard reception and 21-yard rush in the same contest. Last offseason, Waller built upon his strong finish to the 2018 campaign and earned the starting role out of training camp. In 2019, Waller led the team in receptions and receiving yards. Waller's receptions (90), receiving yards (1,145), receiving touchdowns (three) and first-down receptions (53). Waller broke the club record and led the NFL among his position group with five 100-yard contests en route to being selected a Pro Bowl alternate and completing one of the finest seasons by a tight end in Raiders history. Waller led all tight ends in 100-yard contests this season and placed second in both receptions, receiving yards and yards after the catch (570).

# 83

### ----- DARREN WALLER'S CAREER STATISTICS -----

Year	Team	GP	GS	Rec.	Yds.	Avg.	Lg.	TD
2015	Bal.	6	1	2	18	9.0	17	0
2016	Bal.	12	3	10	85	8.5	15	2
2017	Bal.	(Reserve/Suspended List)						
2018	Oak.	4	0	6	75	12.5	44	0
2019	Oak.	16	16	90	1,145	12.7	75	3
2020	LV	2	2	18	148	8.2	18	1
<b>Totals</b>		<b>40</b>	<b>22</b>	<b>126</b>	<b>1,471</b>	<b>11.7</b>	<b>75</b>	<b>6</b>

## WALLER'S RECEPTIONS

In Week 2 on Monday Night Football, **TE Darren Waller** shined and hauled in 12 passes in the contest, the most among an NFL tight end this season.

### --- SINGLE-GAME RECEPTIONS IN 2020 ---

Rank	Player	Opponent	Week	Receptions
1t.	DeAndre Hopkins (Ar.)	San Francisco	1	14
1t.	Davante Adams (GB)	Indianapolis	1	14
<b>3.</b>	<b>Darren Waller (LV)</b>	<b>New Orleans</b>	<b>2</b>	<b>12</b>
4.	Amari Cooper (Dal.)	L.A. Rams	1	10
5t.	Seven Tied	---	---	9

\*\*\*Darren Waller's Week 2 performance marked the second time in his career logging at least 12 receptions in the contest. He joined Tim Brown as the only Raiders in franchise history to have multiple games with at least 12 receptions.

### --- RECEPTION LEADERS IN 2020 ---

Rank	Player	Team	Receptions	Targets
1.	DeAndre Hopkins	Arizona	22	25
<b>2.</b>	<b>Darren Waller</b>	<b>Las Vegas</b>	<b>18</b>	<b>24</b>
3.	Davante Adams	Green Bay	17	20
4t.	Stefon Diggs	Buffalo	16	22
4t.	Calvin Ridley	Atlanta	16	22
4t.	Amari Cooper	Dallas	16	23

\*\*\*Waller's 12 receptions on Monday Night Football in Week 2 rank second-most in NFL history in the primetime slot among all tight ends, trailing only current Raider TE Jason Witten.

## STOCK'S GOING UP ON WALL STREET

In 2019, **TE Darren Waller** became the second tight end in franchise history to record 1,000 receiving yards in a single season. Waller ranks third all-time among Raiders tight ends for receiving yards and receptions in a single season.

### ----- MOST RECEIVING YARDS BY A TE IN CLUB HISTORY -----

Rank	Player	Year	Receptions	Yards
1.	Todd Christensen	1983	92	1,247
2.	Todd Christensen	1986	95	1,153
<b>3.</b>	<b>Darren Waller</b>	<b>2019</b>	<b>90</b>	<b>1,145</b>
4.	Todd Christensen	1984	80	1,007
5.	Todd Christensen	1985	82	987
6.	Jared Cook	2018	68	896
7.	Dave Casper	1978	62	852
8.	Brandon Myers	2012	79	806
9.	Zach Miller	2009	66	805
10.	Rickey Dudley	1997	48	787

## WALLER'S WEEK 3 - 2019

**TE Darren Waller** posted marks that rank among the very best in franchise annals. His Week 3 breakout game from 2019 is detailed below.

### --- MOST RECEPTIONS IN A GAME IN CLUB HISTORY ---

Rank	Player	Year	Receptions	Yards
1t.	Tim Brown	1997	14	164
1t.	Brandon Myers	2012	14	130
3t.	Tim Brown	2002	13	144
3t.	Darren McFadden	2012	13	86
<b>3t.</b>	<b>Darren Waller</b>	<b>2019</b>	<b>13</b>	<b>134</b>
6t.	Tim Brown	1995	12	161
6t.	Dave Casper	1976	12	136
6t.	Amari Cooper	2016	12	173

### --- MOST YARDS BY A TE IN A GAME IN CLUB HISTORY ---

Rank	Player	Year	Yards	Receptions
1.	Jared Cook	2018	180	9
2.	Todd Christensen	1986	173	11
3.	Todd Christensen	1986	158	11
4.	Todd Christensen	1983	152	11
5.	Todd Christensen	1983	140	8
6.	Zach Miller	2009	139	6
7t.	Dave Casper	1976	136	12
7t.	Todd Christensen	1983	136	8
9t.	Todd Christensen	1985	134	7
9t.	Mike Dyal	1989	134	4
<b>9t.</b>	<b>Darren Waller</b>	<b>2019</b>	<b>134</b>	<b>13</b>

### ----- SINGLE-GAME HIGHS BY A TE IN 2019 -----

Rank	Player	Opponent	Yards	Receptions
1.	Travis Kelce (KC)	Denver	142	11
2.	Gerald Everett (LAR)	Seattle	136	7
<b>3t.</b>	<b>Darren Waller (Oak.)</b>	<b>Minnesota</b>	<b>134</b>	<b>13</b>
3t.	George Kittle (SF)	Atlanta	134	13
5.	T.J. Hockenson (Det.)	Arizona	131	6
6.	Austin Hooper (Atl.)	Tennessee	130	9
7.	George Kittle (SF)	Green Bay	129	6
<b>8.</b>	<b>Darren Waller (Oak.)</b>	<b>Green Bay</b>	<b>126</b>	<b>7</b>
<b>9.</b>	<b>Darren Waller (Oak.)</b>	<b>Jacksonville</b>	<b>122</b>	<b>8</b>
10.	Austin Hooper (Atl.)	Arizona	117	8



ROSTERS

# ROSTER/DEPTH CHART

(As of September 22, 2020)

## OFFENSE

<b>WR</b>	<u>11 Henry Ruggs III</u>	12 Zay Jones		
<b>LT</b>	74 Kolton Miller	75 Brandon Parker		
<b>LG</b>	64 Richie Incognito	<u>76 John Simpson</u>		
<b>C</b>	61 Rodney Hudson	68 Andre James		
<b>RG</b>	66 Gabe Jackson	71 Denzelle Good		
<b>RT</b>	77 Trent Brown	70 Sam Young		
<b>TE</b>	83 Darren Waller	87 Foster Moreau	82 Jason Witten	85 Derek Carrier
<b>WR</b>	<u>89 Bryan Edwards</u>	10 Rico Gafford		
<b>WR</b>	13 Hunter Renfrow	15 Nelson Agholor		
<b>QB</b>	4 Derek Carr	3 Nathan Peterman		
<b>HB</b>	28 Josh Jacobs	30 Jalen Richard	23 Devontae Booker	
<b>FB</b>	45 Alec Ingold			

## DEFENSE

<b>DE</b>	96 Clelin Ferrell	99 Arden Key		
<b>NT</b>	90 Johnathan Hankins	93 Daniel Ross		
<b>DT</b>	97 Maliek Collins	73 Maurice Hurst	-or-	91 Kendal Vickers
<b>DE</b>	98 Maxx Crosby	94 Carl Nassib	-or-	91 Kendal Vickers
<b>SLB</b>	50 Nicholas Morrow	58 Kyle Wilber		
<b>MLB</b>	44 Nick Kwiatkoski	54 Raekwon McMillan		
<b>WLB</b>	42 Cory Littleton			
<b>LCB</b>	<u>20 Damon Arnette</u>	31 Isaiah Johnson		
<b>RCB</b>	27 Trayvon Mullen	26 Nevin Lawson	22 Keisean Nixon	
<b>CB</b>	29 Lamarcus Joyner	<u>21 Amik Robertson</u>		
<b>FS</b>	25 Erik Harris			
<b>SS</b>	24 Johnathan Abram	38 Jeff Heath		

## SPECIALISTS

<b>P</b>	6 AJ Cole		
<b>K</b>	2 Daniel Carlson		
<b>H</b>	6 AJ Cole		
<b>LS</b>	47 Trent Sieg		
<b>KR</b>	30 Jalen Richard	<u>11 Henry Ruggs III</u>	22 Keisean Nixon
<b>PR</b>	13 Hunter Renfrow	<u>11 Henry Ruggs III</u>	30 Jalen Richard

## PRONUNCIATION GUIDE

Nelson Agholor .....	AG-uh-lore	Keisean Nixon .....	KEY-shawn
Maliek Collins .....	mah-LEEK	Jalen Richard .....	JAY-linn REE-shard
Clelin Ferrell .....	CLEE-lin FURL	Amik Robertson .....	uh-MEEK
Nick Kwiatkoski .....	quit-COW-ski	Trent Sieg .....	SEEG
Raekwon McMillan .....	RAY-kwon		



# ROSTER/NUMERICAL

NO.	NAME	POS.	HT.	WT.	AGE	EXP.	COLLEGE	HOMETOWN	HOW ACQ.
2	Carlson, Daniel	K	6-5	215	25	3	Auburn	Colorado Springs, Colo.	FA-'18
3	Peterman, Nathan	QB	6-2	225	26	4	Pittsburgh	Jacksonville, Fla.	FA-'18
4	Carr, Derek	QB	6-3	210	29	7	Fresno State	Bakersfield, Calif.	D2-'14
6	Cole, AJ	P	6-4	220	24	2	N.C. State	College Park, Ga.	FA-'19
10	Gafford, Rico	WR	5-10	185	24	1	Wyoming	West Des Moines, Iowa	FA-'18
11	Ruggs III, Henry	WR	6-0	190	21	R	Alabama	Montgomery, Ala.	D1a-'20
12	Jones, Zay	WR	6-2	200	25	4	East Carolina	Austin, Texas	TR-'19 (Buf.)
13	Renfrow, Hunter	WR	5-10	185	24	2	Clemson	Myrtle Beach, S.C.	D5-'19
15	Agholor, Nelson	WR	6-0	198	27	6	USC	Tampa, Fla.	UFA-'20 (Phi.)
20	Arnette, Damon	CB	6-0	195	24	R	Ohio State	Fort Lauderdale, Fla.	D1b-'20
21	Robertson, Amik	CB	5-8	187	22	R	Louisiana Tech	Thibodaux, La.	D4b-'20
22	Nixon, Keisean	CB	5-10	200	23	2	South Carolina	Compton, Calif.	FA-'19
23	Booker, Devontae	RB	5-11	219	28	5	Utah	Sacramento, Calif.	FA-'20
24	Abram, Johnathan	S	6-0	205	23	2	Mississippi State	Columbia, Miss.	D1c-'19
25	Harris, Erik	S	6-2	220	30	5	California (PA)	New Oxford, Pa.	FA-'17
26	Lawson, Nevin	CB	5-10	190	29	7	Utah State	Lauderhill, Fla.	UFA-'19 (Det.)
27	Mullen, Trayvon	CB	6-2	200	23	2	Clemson	Fort Lauderdale, Fla.	D2-'19
28	Jacobs, Josh	RB	5-10	220	22	2	Alabama	Tulsa, Okla.	D1b-'19
29	Joyner, Lamarqus	S	5-8	185	29	7	Florida State	Miami, Fla.	UFA-'19 (LAR)
30	Richard, Jalen	RB	5-8	205	26	5	Southern Mississippi	Alexandria, La.	FA-'16
31	Johnson, Isaiah	CB	6-2	210	24	2	Houston	Bryan, Texas	D4b-'19
38	Heath, Jeff	SS	6-1	212	29	8	Saginaw Valley State	Warren, Mich.	UFA-'20 (Dal.)
42	Littleton, Cory	ILB	6-3	228	26	5	Washington	Spring Valley, Calif.	UFA-'20 (LAR)
44	Kwiatkoski, Nick	ILB	6-2	242	27	5	West Virginia	Bethel Park, Pa.	UFA-'20 (Chi.)
45	Ingold, Alec	FB	6-1	240	24	2	Wisconsin	Green Bay, Wis.	FA-'19
47	Sieg, Trent	LS	6-3	240	25	3	Colorado State	Eaton, Colo.	FA-'18
50	Morrow, Nicholas	LB	6-0	225	25	4	Greenville	Huntsville, Ala.	FA-'17
54	McMillan, Raekwon	LB	6-2	242	24	3	Ohio State	Hinesville, Ga.	TR-'20 (Mia.)
58	Wilber, Kyle	LB	6-4	240	31	9	Wake Forest	Apopka, Fla.	UFA-18
61	Hudson, Rodney	C	6-2	315	31	10	Florida State	Mobile, Ala.	UFA-'15 (KC)
64	Incognito, Richie	G	6-3	325	37	13	Nebraska	Bogota, N.J.	FA-'19
66	Jackson, Gabe	G	6-3	335	29	6	Mississippi State	Liberty, Miss.	D3-'14
68	James, Andre	OL	6-4	300	23	2	UCLA	Herriman, Utah	FA-'19
70	Young, Sam	T	6-8	302	33	11	Notre Dame	Coral Springs, Fla.	FA-'20
71	Good, Denzelle	G/T	6-5	340	29	6	Mars Hill	Gaffney, S.C.	W-'18
73	Hurst, Maurice	DT	6-1	291	25	3	Michigan	Canton, Mass.	D5a-'18
74	Miller, Kolton	T	6-8	325	24	3	UCLA	Roseville, Calif.	D1-'18
75	Parker, Brandon	T	6-8	320	24	3	North Carolina A&T	Kannapolis, N.C.	D3a-'18
76	Simpson, John	G	6-4	330	23	R	Clemson	North Charleston, SC.	D4a - '20
77	Brown, Trent	T	6-8	380	27	6	Florida	Albany, Ga.	UFA-'19 (NE)
82	Witten, Jason	TE	6-6	263	38	17	Tennessee	Elizabethton, Tenn.	UFA-'20 (Dal.)
83	Waller, Darren	TE	6-6	255	28	4	Georgia Tech	Landover, Md.	FA-'18
85	Carrier, Derek	TE	6-3	240	30	9	Beloit	Edgerton, Wis.	UFA-'18 (LAR)
87	Moreau, Foster	TE	6-4	250	23	2	LSU	New Orleans, La.	D4c-'19
89	Edwards, Bryan	WR	6-3	215	21	R	South Carolina	Conway, SC.	D3b-'20
90	Hankins, Johnathan	DT	6-3	340	28	8	Ohio State	Dearborn Heights, Mich.	FA-'18
91	Vickers, Kendal	DE	6-3	295	25	1	Tennessee	Havelock, N.C.	FA-'20
93	Ross, Daniel	DT	6-3	305	27	4	N.E. Mississippi CC	Louisville, Ken.	UFA-'20 (Dal.)
94	Nassib, Carl	DE	6-7	275	27	5	Penn State	West Chester, Pa.	UFA-'20 (TB)
96	Ferrell, Clelin	DE	6-4	265	23	2	Clemson	Richmond, Va.	D1a-'19
97	Collins, Maliek	DT	6-2	308	25	5	Nebraska	Kansas City, Kan.	UFA-'20 (Dal.)
98	Crosby, Maxx	DE	6-5	255	23	2	Eastern Michigan	Colleyville, Texas	D4a-'19
99	Key, Arden	DE	6-5	240	24	3	LSU	Decatur, Ga.	D3b-'18

## Practice Squad (14)

5	Eberle, Dominik	K	6-2	190	24	R	Utah State	Nuremberg, Germany	FA-'20
14	Kizer, DeShone	QB	6-4	235	24	3	Notre Dame	Toledo, Ohio	W (GB)-19
18	Doss, Keelan	WR	6-3	215	24	2	UC Davis	Alameda, Calif.	FA-'19
32	Leavitt, Dallin	S	5-10	195	26	3	Utah State	Portland, Ore.	FA-'18
35	Riddick, Theo	RB	5-10	197	29	7	Notre Dame	Manville, N.J.	D-6b-'13
37	Mabin, Dylan	CB	6-1	195	23	1	Fordham	Macedonia, Ohio	FA-'19
43	Harper, Madre	DB	6-2	190	22	R	Southern Illinois	Arlington, Texas	FA-'20
49	Bowers, Nick	TE	6-4	260	24	R	Penn State	Kittanning, Pa.	FA-'20
52	Emanuel, Kyle	LB	6-3	250	29	5	North Dakota State	Schuyler, Neb.	D5-'15
53	White, Javin	LB	6-2	211	23	R	UNLV	Vacaville, Calif.	FA-'20
62	Magnuson, Erik	C	6-6	300	26	3	Michigan	Carlsbad, Calif.	FA-19
63	Seymour, Kamaal	T	6-6	310	24	R	Rutgers	Brooklyn, N.Y.	FA-'20
72	Jones-Smith, Jaryd	T	6-7	345	25	R	Pittsburgh	Camden, N.J.	FA-'20
95	Jones, Datone	DE	6-4	285	30	7	UCLA	Compton, Calif.	FA-'20

## Reserve/NFIL (1)

84	O'Leary, Nick	TE	6-3	252	28	5	Florida State	Palm Beach Gardens, Fla.	UFA-'20 (Mia.)
----	---------------	----	-----	-----	----	---	---------------	--------------------------	----------------

## Injured Reserve (3)

8	Mariota, Marcus	QB	6-4	222	26	6	Oregon	Honolulu, Hawaii	UFA-'20 (Ten.)
16	Williams, Tyrell	WR	6-4	205	28	6	Western Oregon	Salem, Ore.	UFA-'19 (LAC)
55	Muse, Tanner	LB	6-2	227	24	R	Clemson	Belmont, N.C.	D3c-'20

## Reserve/Opt-Out (3)

##	Killings, D.J.	CB	5-10	195	25	2	UCF	Jacksonville, Fla.	FA-'19
##	Eligwe, Ukeme	ILB	6-2	239	26	3	Georgia Southern	Atlanta, Ga.	FA-'19
##	Valoaga, Jeremiah	DE	6-6	275	25	2	Nevada-Las Vegas	Oxnard, Calif.	W-'19 (SF)

## Practice Squad Injured (1)

88	Ateman, Marcell	WR	6-4	215	26	2	Oklahoma State	Dallas, Texas	D7-18
----	-----------------	----	-----	-----	----	---	----------------	---------------	-------

# ROSTER/ALPHABETICAL

NO.	NAME	POS.	HT.	WT.	AGE	EXP.	COLLEGE	HOMETOWN	HOW ACQ.
24	Abram, Johnathan	S	6-0	205	23	2	Mississippi State	Columbia, Miss.	D1c-'19
15	Agholor, Nelson	WR	6-0	198	27	6	USC	Tampa, Fla.	UFA-'20 (Phi.)
20	Arnette, Damon	CB	6-0	195	24	R	Ohio State	Fort Lauderdale, Fla.	D1b-'20
23	Booker, Devontae	RB	5-11	219	28	5	Utah	Sacramento, Calif.	FA-'20
77	Brown, Trent	T	6-8	380	27	6	Florida	Albany, Ga.	UFA-'19 (NE)
2	Carlson, Daniel	K	6-5	215	25	3	Auburn	Colorado Springs, Colo.	FA-'18
4	Carr, Derek	QB	6-3	210	29	7	Fresno State	Bakersfield, Calif.	D2-'14
85	Carrier, Derek	TE	6-3	240	30	9	Beloit	Edgerton, Wis.	UFA-'18 (LAR)
6	Cole, AJ	P	6-4	220	24	2	N.C. State	College Park, Ga.	FA-'19
97	Collins, Maliek	DT	6-2	308	25	5	Nebraska	Kansas City, Kan.	UFA-'20 (Dal.)
98	Crosby, Maxx	DE	6-5	255	23	2	Eastern Michigan	Colleyville, Texas	D4a-'19
89	Edwards, Bryan	WR	6-3	215	21	R	South Carolina	Conway, SC.	D3b-'20
96	Ferrell, Clelin	DE	6-4	265	23	2	Clemson	Richmond, Va.	D1a-'19
10	Gafford, Rico	WR	5-10	185	24	1	Wyoming	West Des Moines, Iowa	FA-'18
71	Good, Denzelle	G/T	6-5	340	29	6	Mars Hill	Gaffney, S.C.	W-'18
90	Hankins, Johnathan	DT	6-3	340	28	8	Ohio State	Dearborn Heights, Mich.	FA-'18
25	Harris, Erik	S	6-2	220	30	5	California (PA)	New Oxford, Pa.	FA-'17
38	Heath, Jeff	SS	6-1	212	29	8	Saginaw Valley State	Warren, Mich.	UFA-'20 (Dal.)
61	Hudson, Rodney	C	6-2	315	31	10	Florida State	Mobile, Ala.	UFA-'15 (KC)
73	Hurst, Maurice	DT	6-1	291	25	3	Michigan	Canton, Mass.	D5a-'18
64	Incognito, Richie	G	6-3	325	37	13	Nebraska	Bogota, N.J.	FA-'19
45	Ingold, Alec	FB	6-1	240	24	2	Wisconsin	Green Bay, Wis.	FA-'19
66	Jackson, Gabe	G	6-3	335	29	6	Mississippi State	Liberty, Miss.	D3-'14
28	Jacobs, Josh	RB	5-10	220	22	2	Alabama	Tulsa, Okla.	D1b-'19
68	James, Andre	OL	6-4	300	23	2	UCLA	Herriman, Utah	FA-'19
31	Johnson, Isaiah	CB	6-2	210	24	2	Houston	Bryan, Texas	D4b-'19
12	Jones, Zay	WR	6-2	200	25	4	East Carolina	Austin, Texas	TR-'19 (Buf.)
29	Joyner, Lamarcus	S	5-8	185	29	7	Florida State	Miami, Fla.	UFA-'19 (LAR)
99	Key, Arden	DE	6-5	240	24	3	LSU	Decatur, Ga.	D3b-'18
44	Kwiatkowski, Nick	ILB	6-2	242	27	5	West Virginia	Bethel Park, Pa.	UFA-'20 (Chi.)
26	Lawson, Nevin	CB	5-10	190	29	7	Utah State	Lauderhill, Fla.	UFA-'19 (Det.)
42	Littleton, Cory	ILB	6-3	228	26	5	Washington	Spring Valley, Calif.	UFA-'20 (LAR)
54	McMillan, Raekwon	LB	6-2	242	24	3	Ohio State	Hinesville, Ga.	TR-'20 (Mia.)
74	Miller, Kolton	T	6-8	325	24	3	UCLA	Roseville, Calif.	D1-'18
87	Moreau, Foster	TE	6-4	250	23	2	LSU	New Orleans, La.	D4c-'19
50	Morrow, Nicholas	LB	6-0	225	25	4	Greenville	Huntsville, Ala.	FA-'17
27	Mullen, Trayvon	CB	6-2	200	23	2	Clemson	Fort Lauderdale, Fla.	D2-'19
94	Nassib, Carl	DE	6-7	275	27	5	Penn State	West Chester, Pa.	UFA-'20 (TB)
22	Nixon, Keisean	CB	5-10	200	23	2	South Carolina	Compton, Calif.	FA-'19
75	Parker, Brandon	T	6-8	320	24	3	North Carolina A&T	Kannapolis, N.C.	D3a-'18
3	Peterman, Nathan	QB	6-2	225	26	4	Pittsburgh	Jacksonville, Fla.	FA-'18
13	Renfrow, Hunter	WR	5-10	185	24	2	Clemson	Myrtle Beach, S.C.	D5-'19
30	Richard, Jalen	RB	5-8	205	26	5	Southern Mississippi	Alexandria, La.	FA-'16
21	Robertson, Amik	CB	5-8	187	22	R	Louisiana Tech	Thibodaux, La.	D4b-'20
93	Ross, Daniel	DT	6-3	305	27	4	N.E. Mississippi CC	Louisville, Ken.	UFA-'20 (Dal.)
11	Ruggs III, Henry	WR	6-0	190	21	R	Alabama	Montgomery, Ala.	D1a-'20
47	Sieg, Trent	LS	6-3	240	25	3	Colorado State	Eaton, Colo.	FA-'18
76	Simpson, John	G	6-4	330	23	R	Clemson	North Charleston, SC.	D4a-'20
91	Vickers, Kendal	DE	6-3	295	25	1	Tennessee	Havelock, N.C.	FA-'20
83	Waller, Darren	TE	6-6	255	28	4	Georgia Tech	Landover, Md.	FA-'18
58	Wilber, Kyle	LB	6-4	240	31	9	Wake Forest	Apopka, Fla.	UFA-'18
82	Witten, Jason	TE	6-6	263	38	17	Tennessee	Elizabethton, Tenn.	UFA-'20 (Dal.)
70	Young, Sam	T	6-8	302	33	11	Notre Dame	Coral Springs, Fla.	FA-'20
<b>Practice Squad (14)</b>									
49	Bowers, Nick	TE	6-4	260	24	R	Penn State	Kittanning, Pa.	FA-'20
18	Doss, Keelan	WR	6-3	215	24	2	UC Davis	Alameda, Calif.	FA-'19
5	Eberle, Dominik	K	6-2	190	24	R	Utah State	Nuremberg, Germany	FA-'20
52	Emanuel, Kyle	LB	6-3	250	29	5	North Dakota State	Schuyler, Neb.	D5-'15
43	Harper, Madre	DB	6-2	190	22	R	Southern Illinois	Arlington, Texas	FA-'20
95	Jones, Datone	DE	6-4	285	30	7	UCLA	Compton, Calif.	FA-'20
72	Jones-Smith, Jaryd	T	6-7	345	25	R	Pittsburgh	Camden, N.J.	FA-'20
14	Kizer, DeShone	QB	6-4	235	24	3	Notre Dame	Toledo, Ohio	W (GB)-19
32	Leavitt, Dallin	S	5-10	195	26	3	Utah State	Portland, Ore.	FA-'18
37	Mabin, Dylan	CB	6-1	195	23	1	Fordham	Macedonia, Ohio	FA-'19
62	Magnuson, Erik	C	6-6	300	26	3	Michigan	Carlsbad, Calif.	FA-'19
35	Riddick, Theo	RB	5-10	197	29	7	Notre Dame	Manville, N.J.	D-6b '13
63	Seymour, Kamaal	T	6-6	310	24	R	Rutgers	Brooklyn, N.Y.	FA-'20
53	White, Javin	LB	6-2	211	23	R	UNLV	Vacaville, Calif.	FA-'20
<b>Reserve/NFIL (1)</b>									
84	O'Leary, Nick	TE	6-3	252	28	5	Florida State	Palm Beach Gardens, Fla.	UFA-'20 (Mia.)
<b>Injured Reserve (3)</b>									
8	Mariota, Marcus	QB	6-4	222	26	6	Oregon	Honolulu, Hawaii	UFA-'20 (Ten.)
55	Muse, Tanner	LB	6-2	227	24	R	Clemson	Belmont, N.C.	D3c-'20
16	Williams, Tyrell	WR	6-4	205	28	6	Western Oregon	Salem, Ore.	UFA-'19 (LAC)
<b>Reserve/Opt-Out (3)</b>									
##	Eligwe, Ukeme	ILB	6-2	239	26	3	Georgia Southern	Atlanta, Ga.	FA-'19
##	Killings, D.J.	CB	5-10	195	25	2	UCF	Jacksonville, Fla.	FA-'19
##	Valoaga, Jeremiah	DE	6-6	275	25	2	Nevada-Las Vegas	Oxnard, Calif.	W-'19 (SF)
<b>Practice Squad Injured (1)</b>									
88	Ateman, Marcell	WR	6-4	215	26	2	Oklahoma State	Dallas, Texas	D7-18

# ROSTER/POSITIONAL

## QUARTERBACKS (4)

NO.	NAME	POS.	HT.	WT.	AGE	EXP.	COLLEGE	HOMETOWN	HOW ACQ.
3	Peterman, Nathan	QB	6-2	225	26	4	Pittsburgh	Jacksonville, Fla.	FA-'18
4	Carr, Derek	QB	6-3	210	29	7	Fresno State	Bakersfield, Calif.	D2-'14
8	Mariota, Marcus (IR)	QB	6-4	222	26	6	Oregon	Honolulu, Hawaii	UFA-'20 (Ten.)
14	Kizer, DeShone (PS)	QB	6-4	235	24	3	Notre Dame	Toledo, Ohio	W (GB)-19

## RUNNING BACKS (5)

NO.	NAME	POS.	HT.	WT.	AGE	EXP.	COLLEGE	HOMETOWN	HOW ACQ.
23	Booker, Devontae	RB	5-11	219	28	5	Utah	Sacramento, Calif.	FA-'20
28	Jacobs, Josh	RB	5-10	220	22	2	Alabama	Tulsa, Okla.	D1b-'19
30	Richard, Jalen	RB	5-8	205	26	5	Southern Mississippi	Alexandria, La.	FA-'16
35	Riddick, Theo (PS)	RB	5-10	197	29	7	Notre Dame	Manville, N.J.	D-6b '13
45	Ingold, Alec	FB	6-1	240	24	2	Wisconsin	Green Bay, Wis.	FA-'19

## WIDE RECEIVERS (9)

NO.	NAME	POS.	HT.	WT.	AGE	EXP.	COLLEGE	HOMETOWN	HOW ACQ.
10	Gafford, Rico	WR	5-10	185	24	1	Wyoming	West Des Moines, Iowa	FA-'18
11	Ruggs III, Henry	WR	6-0	190	21	R	Alabama	Montgomery, Ala.	D1a-'20
12	Jones, Zay	WR	6-2	200	25	4	East Carolina	Austin, Texas	TR-'19 (Buf.)
13	Renfrow, Hunter	WR	5-10	185	24	2	Clemson	Myrtle Beach, S.C.	D5-'19
15	Agholor, Nelson	WR	6-0	198	27	6	USC	Tampa, Fla.	UFA-'20 (Phi.)
16	Williams, Tyrell (IR)	WR	6-4	205	28	6	Western Oregon	Salem, Ore.	UFA-'19 (LAC)
18	Doss, Keelan (PS)	WR	6-3	215	24	2	UC Davis	Alameda, Calif.	FA-'19
88	Ateman, Marcell (PSI)	WR	6-4	215	26	2	Oklahoma State	Dallas, Texas	D7-18
89	Edwards, Bryan	WR	6-3	215	21	R	South Carolina	Conway, SC.	D3b-'20

## TIGHT ENDS (6)

NO.	NAME	POS.	HT.	WT.	AGE	EXP.	COLLEGE	HOMETOWN	HOW ACQ.
49	Bowers, Nick (PS)	TE	6-4	260	24	R	Penn State	Kittanning, Pa.	FA-'20
82	Witten, Jason	TE	6-6	263	38	17	Tennessee	Elizabethton, Tenn.	UFA-'20 (Dal.)
83	Waller, Darren	TE	6-6	255	28	4	Georgia Tech	Landover, Md.	FA-'18
84	O'Leary, Nick (R/NFIL)	TE	6-3	252	28	5	Florida State	Palm Beach Gardens, Fla.	UFA-'20 (Mia.)
85	Carrier, Derek	TE	6-3	240	30	9	Beloit	Edgerton, Wis.	UFA-'18 (LAR)
87	Moreau, Foster	TE	6-4	250	23	2	LSU	New Orleans, La.	D4c-'19

## OFFENSIVE LINE (14)

NO.	NAME	POS.	HT.	WT.	AGE	EXP.	COLLEGE	HOMETOWN	HOW ACQ.
0	Omahew, Patrick (PS)	G	6-4	327	30	7	Michigan		UFA-19 (Jax.)
61	Hudson, Rodney	C	6-2	315	31	10	Florida State	Mobile, Ala.	UFA-'15 (KC)
62	Magnuson, Erik (PS)	C	6-6	300	26	3	Michigan	Carlsbad, Calif.	FA-19
63	Seymour, Kamaal (PS)	T	6-6	310	24	R	Rutgers	Brooklyn, N.Y.	FA-'20
64	Incognito, Richie	G	6-3	325	37	13	Nebraska	Bogota, N.J.	FA-'19
66	Jackson, Gabe	G	6-3	335	29	6	Mississippi State	Liberty, Miss.	D3-'14
68	James, Andre	OL	6-4	300	23	2	UCLA	Herriman, Utah	FA-'19
70	Young, Sam	T	6-8	302	33	11	Notre Dame	Coral Springs, Fla.	FA-'20
71	Good, Denzelle	G/T	6-5	340	29	6	Mars Hill	Gaffney, S.C.	W-'18
72	Jones-Smith, Jaryd (PS)	T	6-7	345	25	R	Pittsburgh	Camden, N.J.	FA-'20
74	Miller, Kolton	T	6-8	325	24	3	UCLA	Roseville, Calif.	D1-'18
75	Parker, Brandon	T	6-8	320	24	3	North Carolina A&T	Kannapolis, N.C.	D3a-'18
76	Simpson, John	G	6-4	330	23	R	Clemson	North Charleston, SC.	D4a-'20
77	Brown, Trent	T	6-8	380	27	6	Florida	Albany, Ga.	UFA-'19 (NE)

## LINEBACKERS (9)

NO.	NAME	POS.	HT.	WT.	AGE	EXP.	COLLEGE	HOMETOWN	HOW ACQ.
##	Eligwe, Ukeme (R/OO)	ILB	6-2	239	26	3	Georgia Southern	Atlanta, Ga.	FA-'19
42	Littleton, Cory	ILB	6-3	228	26	5	Washington	Spring Valley, Calif.	UFA-'20 (LAR)
44	Kwiatkoski, Nick	ILB	6-2	242	27	5	West Virginia	Bethel Park, Pa.	UFA-'20 (Chi.)
50	Morrow, Nicholas	LB	6-0	225	25	4	Greenville	Huntsville, Ala.	FA-'17
52	Emanuel, Kyle (PS)	LB	6-3	250	29	5	North Dakota State	Schuyler, Neb.	D5-'15
53	White, Javin (PS)	LB	6-2	211	23	R	UNLV	Vacaville, Calif.	FA-'20
54	McMillan, Raekwon	LB	6-2	242	24	3	Ohio State	Hinesville, Ga.	TR-'20 (Mia.)
55	Muse, Tanner (IR)	LB	6-2	227	24	R	Clemson	Belmont, N.C.	D3c-'20
58	Wilber, Kyle	LB	6-4	240	31	9	Wake Forest	Apopka, Fla.	UFA-18

## DEFENSIVE BACKS (14)

NO.	NAME	POS.	HT.	WT.	AGE	EXP.	COLLEGE	HOMETOWN	HOW ACQ.
##	Killings, D.J. (R/OO)	CB	5-10	195	25	2	UCF	Jacksonville, Fla.	FA-'19
20	Arnette, Damon	CB	6-0	195	24	R	Ohio State	Fort Lauderdale, Fla.	D1b-'20
21	Robertson, Amik	CB	5-8	187	22	R	Louisiana Tech	Thibodaux, La.	D4b-'20
22	Nixon, Keisean	CB	5-10	200	23	2	South Carolina	Compton, Calif.	FA-'19
24	Abram, Johnathan	S	6-0	205	23	2	Mississippi State	Columbia, Miss.	D1c-'19
25	Harris, Erik	S	6-2	220	30	5	California (PA)	New Oxford, Pa.	FA-'17
26	Lawson, Nevin	CB	5-10	190	29	7	Utah State	Lauderhill, Fla.	UFA-'19 (Det.)
27	Mullen, Trayvon	CB	6-2	200	23	2	Clemson	Fort Lauderdale, Fla.	D2-'19
29	Joyner, Lamarcus	S	5-8	185	29	7	Florida State	Miami, Fla.	UFA-'19 (LAR)
31	Johnson, Isaiah	CB	6-2	210	24	2	Houston	Bryan, Texas	D4b-'19
32	Leavitt, Dallin (PS)	S	5-10	195	26	3	Utah State	Portland, Ore.	FA-'18
37	Mabin, Dylan (PS)	CB	6-1	195	23	1	Fordham	Macedonia, Ohio	FA-'19
38	Heath, Jeff	SS	6-1	212	29	8	Saginaw Valley State	Warren, Mich.	UFA-'20 (Dal.)
43	Harper, Madre (PS)	DB	6-2	190	22	R	Southern Illinois	Arlington, Texas	FA-'20

## DEFENSIVE LINE (11)

NO.	NAME	POS.	HT.	WT.	AGE	EXP.	COLLEGE	HOMETOWN	HOW ACQ.
##	Valoaga, Jeremiah (R/OO)	DE	6-6	275	25	2	Nevada-Las Vegas	Oxnard, Calif.	W-'19 (SF)
73	Hurst, Maurice	DT	6-1	291	25	3	Michigan	Canton, Mass.	D5a-'18
90	Hankins, Johnathan	DT	6-3	340	28	8	Ohio State	Dearborn Heights, Mich.	FA-'18
91	Vickers, Kendal	DE	6-3	295	25	1	Tennessee	Havelock, N.C.	FA-'20
93	Ross, Daniel	DT	6-3	305	27	4	N.E. Mississippi CC	Louisville, Ken.	UFA-'20 (Dal.)
94	Nassib, Carl	DE	6-7	275	27	5	Penn State	West Chester, Pa.	UFA-'20 (TB)
95	Jones, Datone (PS)	DE	6-4	285	30	7	UCLA	Compton, Calif.	FA-'20
96	Ferrell, Clelin	DE	6-4	265	23	2	Clemson	Richmond, Va.	D1a-'19
97	Collins, Maliek	DT	6-2	308	25	5	Nebraska	Kansas City, Kan.	UFA-'20 (Dal.)
98	Crosby, Maxx	DE	6-5	255	23	2	Eastern Michigan	Colleyville, Texas	D4a-'19
99	Key, Arden	DE	6-5	240	24	3	LSU	Decatur, Ga.	D3b-'18

## SPECIALISTS (4)

NO.	NAME	POS.	HT.	WT.	AGE	EXP.	COLLEGE	HOMETOWN	HOW ACQ.
2	Carlson, Daniel	K	6-5	215	25	3	Auburn	Colorado Springs, Colo.	FA-'18
5	Eberle, Dominik (PS)	K	6-2	190	24	R	Utah State	Nuremberg, Germany	FA-'20
6	Cole, AJ	P	6-4	220	24	2	N.C. State	College Park, Ga.	FA-'19
47	Sieg, Trent	LS	6-3	240	25	3	Colorado State	Eaton, Colo.	FA-'18



# ROSTER/HOW BUILT

YEAR	DRAFTTEES (19)	FREE AGENTS (25)	COLLEGE FREE AGENTS (6)	TRADES/WAIVERS (3)
2014	QB Derek Carr (2) G Gabe Jackson (3)			
2015		C Rodney Hudson (UFA-'15 KC)		
2016			RB Jalen Richard (FA-'16)	
2017		S Erik Harris (FA-'17)	LB Nicholas Morrow (FA-'17)	
2018	T Kolton Miller (1) T Brandon Parker (3a) DE Arden Key (3b) DT Maurice Hurst (5a)	K Daniel Carlson (FA-'18) TE Derek Carrier (UFA-'18 LAR) WR Rico Gafford (FA-'18) DT Johnathan Hankins (FA-'18) QB Nathan Peterman (FA-'18) LS Trent Sieg (FA-'18) TE Darren Waller (FA-'18) LB Kyle Wilber (UFA-18)		G/T Denzelle Good (W-'18)
2019	DE Clelin Ferrell (1a) RB Josh Jacobs (1b) S Johnathan Abram (1c) CB Trayvon Mullen (2) DE Maxx Crosby (4a) CB Isaiah Johnson (4b) TE Foster Moreau (4c) WR Hunter Renfrow (5)	T Trent Brown (UFA-'19 NE) G Richie Incognito (FA-'19) S Lamarqus Joyner (UFA-'19 LAR) CB Nevin Lawson (UFA-'19 Det.)	P AJ Cole (FA-'19) FB Alec Ingold (FA-'19) OL Andre James (FA-'19) CB Keisean Nixon (FA-'19)	WR Zay Jones (TR -'19 Buf.)
2020	WR Henry Ruggs III (1a) CB Damon Arnette (1b) WR Bryan Edwards (3b) G John Simpson (4a) CB Amik Robertson (4b)	WR Nelson Agholor (UFA-'20 Phi.) RB Devontae Booker (FA-'20) DT Maliek Collins (UFA-'20 Dal.) SS Jeff Heath (UFA-'20 Dal.) ILB Nick Kwiatkoski (UFA-'20 Chi.) ILB Cory Littleton (UFA-'20 LAR) DE Carl Nassib (UFA-'20 TB) DT Daniel Ross (UFA-'20 Dal.) DE Kendal Vickers (FA-'20) TE Jason Witten (UFA-'20 Dal.) T Sam Young (FA-'20)		LB Raekwon McMillan (TR-'20 Mia.)

# ROSTER/TRANSACTIONS

DATE	POS.	PLAYER	TRANSACTION	POS.	PLAYER	TRANSACTION
Sat., Sep. 19	WR	Marcell Ateman	Placed on Practice Squad/Injured List	G	Patrick Omahiah	Signed to PS
Thu., Sep. 17	S	Dallin Leavitt	Signed to PS	CB	Jordan Brown	Waived
Tue., Sep. 15	CB	Nevin Lawson	Added to the 53-man roster from the Reserve/Suspended List	S	Dallin Leavitt	Waived
Tue., Sep. 8	OL	Jaryd Jones-Smith	Signed as FA			
Mon., Sep. 7	QB	DeShone Kizer	Signed to PS	QB	Marcus Mariota	Placed on Reserve/Injured List
	LB	Tanner Muse	Placed on Reserve/Injured List	LEO	Kyle Wilber	Re-signed
	T	Sam Young	Re-signed			
Sun., Sep. 6	CB	Madre Harper	Signed to PS	DE	Datone Jones	Signed to PS
	CB	Dylan Mabin	Signed to PS	OL	Erik Magnuson	Signed to PS
	RB	Theo Riddick	Signed to PS	T	Kamaal Seymour	Signed to PS
	DE	Chris Smith	Signed to PS	LB	Javin White	Signed to PS
	OL	Eric Kush	Released from Reserve/Injured List via injury settlement	WR	Marcell Ateman	Signed to PS
	TE	Nick Bowers	Signed to PS	DB	Jordan Brown	Signed to PS
	WR	Keelan Doss	Signed to PS	K	Dominik Eberle	Signed to PS
	LEO	Kyle Emanuel	Signed to PS			
Sat., Sep. 5	WR	Marcell Ateman	Waived	TE	Nick Bowers	Waived
	G	Lester Cotton Sr.	Waived	WR	Keelan Doss	Waived
	CB	Madre Harper	Waived	CB	Dylan Mabin	Waived
	DT	Mike Panasiuk	Waived	LB	Justin Phillips	Waived
	WR	De'Mornay Pierson-El	Waived	T	Kamaal Seymour	Waived
	LB	Javin White	Waived	LB	Kyle Emanuel	Released
	DE	Datone Jones	Released	RB	Theo Riddick	Released
	DE	Chris Smith	Released	LB	Kyle Wilber	Released
	T	Sam Young	Released	OL	Eric Kush	Placed on Reserve/Injured List
	RB	Lynn Bowden Jr.	Traded with a conditional 2021 sixth-round pick to the Miami Dolphins in exchange for a 2021 fourth-round draft pick	CB	Nevin Lawson	Placed on Reserve/Suspended List
Fri., Sep. 4	S	Damarious Randall	Released			
Thu., Sep. 3	DE	Nick Usher	Waived from Reserve/Injured List via injury settlement			
Wed., Sep. 2	T	David Sharpe	Traded with a 2021 seventh-round draft pick in exchange for a 2021 sixth-round draft pick			
Tue., Sep. 1	DE	Sharif Finch	Waived	G	Jordan Roos	Waived
	CB	Nick Nelson	Waived/Failed Physical	OL	Jordan Devey	Released
	RB	Rod Smith	Released	WR	Tyrell Williams	Placed on Reserve/Injured List
Mon., Aug. 31	CB	Prince Amukamara	Waived	LB	Raekwon McMillan	Acquired in addition to a 2021 fifth-round pick via a trade with the Miami Dolphins for a 2021 fourth-round pick
Tue., Aug. 25	DE	Ade Aruna	Waived	DE	Sharif Finch	Signed as FA
	DE	Nick Usher	Placed on Reserve/Injured List from Waived/Injured (Does not count against 90 limit)			
Mon., Aug. 24	DE	Nick Usher	Placed on Reserve/Injured List	DE	Chris Smith	Signed as FA
Sun., Aug. 23	RB	William Stanback	Waived	LB	Bryce Hager	Waived
	RB	Theo Riddick	Signed as FA	LB	Kyle Emanuel	Signed as FA
Tue., Aug. 18	RB	Rod Smith	Activated from Reserve/COVID-19 List	DB	Ken Crawley	Waived
Sat., Aug. 15	DE	Maxx Crosby	Activated from Reserve/COVID-19 List			
Fri., Aug. 14	DE	Datone Jones	Signed as FA			
Sat., Aug. 8	DE	Ade Aruna	Re-signed			
Fri., Aug. 7	LB	Bryce Hager	Signed as FA			
Thu., Aug. 6	DE	Maxx Crosby	Placed on Reserve/COVID-19 List	RB	Rod Smith	Placed on Reserve/COVID-19 List
Tue., Aug. 4	DT	P.J. Hall	Waived	RB	Devontae Booker	Activated from Reserve/COVID-19 List
	LB	Ukeme Eligwe	Placed on Reserve/Opt-Out List			
Mon., Aug. 3	DB	Jordan Brown	Waived	TE	Paul Butler	Waived
	K	Dominik Eberle	Waived	C	Erik Magnuson	Waived
	LS	Liam McCullough	Waived	WR	Anthony Ratliff-Williams	Waived
	LB	Marquel Lee	Waived/Failed Physical	DT	P.J. Hall	Traded to Minnesota Vikings in exchange for conditional pick in 2021 NFL Draft (Hall failed physical; trade was nullified)
	CB	D.J. Killings	Placed on Reserve/Opt-Out List	DE	Jeremiah Valoaga	Placed on Reserve/Opt-Out List
Fri., Jul. 31	WR	Siaosi Mariner	Waived	RB	Devontae Booker	Placed on Reserve/COVID-19 List
Tue., Jul. 28	LB	Marquel Lee	Placed on Active/Physically Unable to Perform List	WR	Siaosi Mariner	Placed on Active/Non-Football Illness List
Mon., Jul. 27	G	Jordan Roos	Claimed via waivers from Seattle Seahawks			
Sat., Jul. 25	WR	Henry Ruggs III	Signed as draft pick (D1a-'20)	CB	Damon Arnette	Signed as draft pick (D1b-'20)
	RB	Lynn Bowden Jr.	Signed as draft pick (D3a-'20)	WR	Bryan Edwards	Signed as draft pick (D3b-'20)
	LB	Tanner Muse	Signed as draft pick (D3c-'20)	CB	Amik Robertson	Signed as draft pick (D4b-'20)
	G	John Simpson	Signed as draft pick (D4a-'20)			
Thu., May. 28	TE	Paul Butler	Re-signed	TE	Nick O'Leary	Placed on Reserve/NFI List
Tue., May. 19	CB	Nick Nelson	Placed on Reserve/Physically Unable to Perform List			
Mon., May. 18	CB	Prince Amukamara	Signed as FA	CB	Nick Nelson	Waived/Failed Physical
Mon., May. 11	RB	Devontae Booker	Signed as FA	WR	Derrick Moncrief	Waived
Thu., May. 7	K	Dominik Eberle	Signed as UDFA	WR	Siaosi Mariner	Signed as UDFA
	DT	Mike Panasiuk	Signed as UDFA			
Wed., May. 6	T	Sam Young	Signed as FA	WR	Keelan Doss	Re-signed as an exclusive rights free agent
	LB	Justin Phillips	Signed as FA	T	Kamaal Seymour	Signed as UDFA
Tue., May. 5	LB	Javin White	Signed as UDFA	TE	Nick Bowers	Signed as UDFA
	CB	Madre Harper	Signed as UDFA	LS	Liam McCullough	Signed as UDFA
	TE	Paul Butler	Waived	LB	Te'von Coney	Waived
	LB	Kendall Donnellson	Waived	QB	DeShone Kizer	Waived
	OL	Kyle Kalis	Waived	LB	Quentin Poling	Waived
Thu., Apr. 30	WR	De'Mornay Pierson-El	Re-signed			
Mon., Apr. 27	RB	Mark Thompson	Waived			
Fri., Apr. 17	DE	Jeremiah Valoaga	Re-signed			
Thu., Apr. 16	K	Daniel Carlson	Re-signed	CB	D.J. Killings	Re-signed
	S	Dallin Leavitt	Re-signed	QB	Nathan Peterman	Re-signed
	T	David Sharpe	Re-signed	TE	Paul Butler	Claimed via waivers from Detroit Lions
Mon., Apr. 13	LB	Nicholas Morrow	Re-signed			
Tue., Apr. 7	DB	Damarious Randall	Signed as UFA (Cle.)			
Mon., Apr. 6	DT	Daniel Ross	Signed as UFA (Dal.)	TE	Nick O'Leary	Signed as UFA (Jac.)
Thu., Apr. 2	OL	Jordan Devey	Re-signed			
Mon., Mar. 30	DT	Maliek Collins	Signed as UFA (Dal.)	OL	Eric Kush	Signed as FA

# ROSTER/TRANSACTIONS

Fri., Mar. 27	LB	Nick Kwiatkoski	Signed as UFA (Chi.)	S	Jeff Heath	Signed as UFA (Dal.)
	DE	Carl Nassib	Signed as UFA (TB)	LS	Trent Sieg	Re-signed
Wed., Mar. 25	LB	Cory Littleton	Signed as UFA (LAR)	QB	Marcus Mariota	Signed as UFA (Ten.)
	TE	Jason Witten	Signed as UFA (Dal.)	WR	Nelson Agholor	Signed as UFA (Phi.)
	RB	Rod Smith	Signed as UFA (Oak.)	LB	Kyle Wilber	Signed as UFA (Oak.)
Mon., Mar. 9	LB	Tahir Whitehead	Released			
Thu., Feb. 6	LB	Quentin Poling	Signed as FA			
Fri., Jan. 24	LB	Te'von Coney	Signed as Reserve/Future FA			
Thu., Jan. 23	DE	Kendal Vickers	Signed as Reserve/Future FA	CB	Ken Crawley	Signed as Reserve/Future FA
Fri., Jan. 10	WR	Derrick Moncrief	Signed as Reserve/Future FA			
Tue., Jan. 7	RB	Mark Thompson	Signed as Reserve/Future FA	LB	Nick Usher	Signed as Reserve/Future FA
Mon., Jan. 6	CB	Dylan Mabin	Signed as Reserve/Future FA			
Fri., Jan. 3	RB	William Stanback	Signed as Reserve/Future FA			



## COACHES/MISCELLANEOUS

### 2020 COACHES

**Jon Gruden**, Head Coach  
**D'Anthony Batiste**, Strength and Conditioning Assistant  
**Edgar Bennett**, Wide Receivers  
**Tim Berbenich**, Quality Control - Offense  
**Rich Bisaccia**, Assistant Head Coach/Special Teams Coordinator  
**Tom Cable**, Offensive Line  
**Cameron Clemmons**, Offensive Quality Control  
**Deuce Gruden**, Strength and Conditioning Assistant  
**Paul Guenther**, Defensive Coordinator  
**Nick Holz**, Quality Control - Offense  
**Taver Johnson**, Assistant Defensive Backs  
**Austin King**, Offensive Quality Control  
**David Lippincott**, Linebackers  
**Rod Marinelli**, Defensive Line  
**John Morton**, Senior Offensive Assistant  
**A.J. Neibel**, Head Strength and Conditioning  
**Greg Olson**, Offensive Coordinator  
**Jim O'Neil**, Defensive Backs  
**Rick Slate**, Strength and Conditioning Assistant  
**Frank Smith**, Tight Ends  
**Travis Smith**, Assistant Defensive Line  
**Byron Storer**, Assistant Special Teams  
**Kirby Wilson**, Running Backs

### COACHING BREAKDOWN

Coach	NFL seasons	Raiders seasons
Jon Gruden	21	7
D'Anthony Batiste	11	3
Edgar Bennett	28	3
Tim Berbenich	18	3
Rich Bisaccia	19	3
Tom Cable	16	7
Cameron Clemmons	2	1
Deuce Gruden	5	3
Paul Guenther	18	3
Nick Holz	9	9
Taver Johnson	3	2
Austin King	5	1
David Lippincott	13	3
Rod Marinelli	25	1
John Morton	18	10
A.J. Neibel	16	8
Greg Olson	19	5
Jim O'Neil	11	3
Rick Slate	3	3
Frank Smith	11	3
Travis Smith	9	9
Byron Storer	10	3
Kirby Wilson	23	2
<b>Totals</b>	<b>313</b>	<b>95</b>

### PLAYING BREAKDOWN

Coach	NFL playing seasons
D'Anthony Batiste	8
Edgar Bennett	8
Tom Cable	1
Cameron Clemmons	1
Austin King	4
Byron Storer	3
<b>Totals</b>	<b>25</b>

### ROSTER BREAKDOWN

**Oldest Raider:** Jason Witten, 38 (born 05/06/82)

**Youngest Raider:** Henry Ruggs III, 21 (born 01/24/99)

**Most Seasons as a Raider:** Derek Carr and Gabe Jackson, 7

**Most NFL Seasons:** Jason Witten, 17

**Tallest Raider:** Kolton Miller, Brandon Parker and Sam Young at 6-foot-8

**Shortest Raider:** Lamarcus Joyner, Jalen Richard and Amik Robertson at 5-foot-8

**Former First-Round Draft Picks:** 7

- Johnathan Abram (Oak., 2019)
- Nelson Agholor (Phi., 2015)
- Clelin Ferrell (Oak., 2019)
- Josh Jacobs (Oak., 2019)
- Datone Jones (GB, 2013)
- Marcus Mariota (Ten., 2015)
- Kolton Miller (Oak., 2018)

**Pro Bowlers:** 5

- Trent Brown (2020)
- Derek Carr (2015-17)
- Rodney Hudson (2016-17, 2020)
- Richie Incognito (2012, 2015-17)
- Jason Witten (2004-10, 2012-14, 2017)



# RAIDERS STATISTICS

# 2020 TEAM STATS

LAS VEGAS RAIDERS / REGULAR SEASON WEEK 2 / THROUGH MONDAY, SEPTEMBER 21, 2020

## WON 2, LOST 0 JON GRUDEN (2 GAMES)

09/13	W	34-30	at Carolina	0
09/21	W	34-24	New Orleans	0

### 2020 TEAM STATISTICS

	LV	OPP.							
FIRST DOWNS	51	48							
Rushing	15	16							
Passing	29	30							
Penalty	7	2							
Third Down-Made/Att	16/28	14/24							
Third Down Efficiency	57.1%	58.3%							
Fourth Down-Made/Att	2/2	1/2							
Fourth Down Efficiency	100.0%	50.0%							
TOTAL NET YARDS	747	812							
Avg. Per Game	373.5	406.0							
Total Plays	137	122							
Avg. Per Play	5.5	6.7							
NET YARDS RUSHING	249	241							
Avg. Per Game	124.5	120.5							
Total Rushes	66	49							
Avg. Per Rush	3.8	4.9							
NET YARDS PASSING	498	571							
Avg. Per Game	249.0	285.5							
Sacked/Yards Lost	3/23	1/10							
Gross Yards	521	581							
Attempts/Completions	68/50	72/48							
Pct. of Completion	73.5%	66.7%							
Had Intercepted	0	1							
PUNTS/AVERAGE	5/41.4	5/45.8							
Net Punting Average	35.6	37.4							
PUNT RETURN/AVG.	3/14.0	2/14.5							
KICKOFF RETURN/AVG.	2/23.0	6/28.8							
INTERCEPTION RETURN/AVG.	1/6.0	0/0.0							
PENALTIES/YARDS	6/53	15/194							
FUMBLES/BALL LOST	3/1	0/0							
TOUCHDOWNS	8	6							
Rushing	4	4							
Passing	4	2							
Returns	0	0							
EXTRA POINTS/ATTEMPTS	8/8	4/5							
TWO POINT CONVERSION/ATT.	0/0	1/1							
FIELD GOALS/ATTEMPTS	4/4	4/4							
AVG. TIME OF POSSESSION	33:45	26:15							
SCORE BY PERIODS	Q1	Q2	Q3	Q4	OT	PTS			
TEAM	7	27	17	17	0	68			
OPPONENTS	19	13	0	22	0	54			
SCORING	TD	RU	PA	RT	K-PAT	FG	2PT	S	PTS
D. Carlson	0	0	0	0	8/8	4/4	0	0	20
J. Jacobs	3	3	0	0	0/0	0/0	0	0	18
N. Agholor	1	0	1	0	0/0	0/0	0	0	6
A. Ingold	1	0	1	0	0/0	0/0	0	0	6
Z. Jones	1	0	1	0	0/0	0/0	0	0	6
J. Richard	1	1	0	0	0/0	0/0	0	0	6
D. Waller	1	0	1	0	0/0	0/0	0	0	6
TEAM	8	4	4	0	8/8	4/4	0	0	68
OPPONENTS	6	4	2	0	4/5	4/4	2	0	54

2-Pt Conv: TM 0-0 OPP 2-2

D. Carlson: (20G, 54G) (28G, 54G)  
OPP: (47G, 46G, 31G) (31G)

SACKS: M. Hurst 0.5, C. Nassib 0.5, TM 1.0, OPP 3.0 FUM/LOST: D. Carr 2/1, D. Booker 1/0, TM 3/1, OPP 0/0

PASSING	ATT	CMP	YDS	CMP%	YDS/ATT	TD	TD%	INT	INT%	LONG	SACK/	LOST	RATING
D. Carr	68	50	521	73.5	7.7	4	5.9	0	0.0	45	3/	23	114.9
<b>TEAM</b>	<b>68</b>	<b>50</b>	<b>521</b>	<b>73.5</b>	<b>7.7</b>	<b>4</b>	<b>5.9</b>	<b>0</b>	<b>0.0</b>	<b>45</b>	<b>3/</b>	<b>23</b>	<b>114.9</b>
<b>OPPONENTS</b>	<b>72</b>	<b>48</b>	<b>581</b>	<b>66.7</b>	<b>8.1</b>	<b>2</b>	<b>2.8</b>	<b>1</b>	<b>1.4</b>	<b>75t</b>	<b>1/</b>	<b>10</b>	<b>94.7</b>

RUSHING	NO.	YDS	AVG	LONG	TD
J. Jacobs	52	181	3.5	14	3
D. Booker	7	28	4.0	15	0
J. Richard	2	26	13.0	20t	1
H. Ruggs III	2	11	5.5	7	0
D. Carr	3	3	1.0	3	0
<b>TEAM</b>	<b>66</b>	<b>249</b>	<b>3.8</b>	<b>20t</b>	<b>4</b>
<b>OPPONENTS</b>	<b>49</b>	<b>241</b>	<b>4.9</b>	<b>21</b>	<b>4</b>

RECEIVING	TAR	NO.	YDS	AVG	LONG	TD
D. Waller	24	18	148	8.2	18	1
J. Jacobs	9	7	63	9.0	29	0
H. Ruggs III	8	4	59	14.8	45	0
H. Renfrow	5	5	58	11.6	17	0
B. Edwards	3	3	51	17.0	22	0
N. Agholor	2	2	42	21.0	23t	1
F. Moreau	1	1	31	31.0	31	0
D. Booker	4	4	29	7.3	14	0
Z. Jones	1	1	15	15.0	15t	1
J. Richard	1	1	15	15.0	15	0
A. Ingold	2	2	5	2.5	3t	1
J. Witten	2	2	5	2.5	3	0
<b>TEAM</b>	<b>62</b>	<b>50</b>	<b>521</b>	<b>10.4</b>	<b>45</b>	<b>4</b>
<b>OPPONENTS</b>	<b>71</b>	<b>48</b>	<b>581</b>	<b>12.1</b>	<b>75t</b>	<b>2</b>

INTERCEPTIONS	NO.	YDS	AVG	LONG	TD
N. Morrow	1	6	6.0	6	0
<b>TEAM</b>	<b>1</b>	<b>6</b>	<b>6.0</b>	<b>6</b>	<b>0</b>

FUMBLES	FUM	LST	FF	REC	TD
D. Carr	2	1	0	0	0
D. Booker	1	0	0	0	0
A. Ingold	0	0	0	1	0
<b>TEAM</b>	<b>3</b>	<b>1</b>	<b>0</b>	<b>1</b>	<b>0</b>

PUNTING	NO.	YDS	AVG	NET	TB	IN	LG	B
A. Cole	5	207	41.4	35.6	0	0	52	0
<b>TEAM</b>	<b>5</b>	<b>207</b>	<b>41.4</b>	<b>35.6</b>	<b>0</b>	<b>0</b>	<b>52</b>	<b>0</b>
<b>OPPONENTS</b>	<b>5</b>	<b>229</b>	<b>45.8</b>	<b>37.4</b>	<b>0</b>	<b>2</b>	<b>60</b>	<b>0</b>

PUNT RETURNS	RET	FC	YDS	AVG	LONG	TD
H. Renfrow	3	2	42	14.0	27	0
<b>TEAM</b>	<b>3</b>	<b>2</b>	<b>42</b>	<b>14.0</b>	<b>27</b>	<b>0</b>
<b>OPPONENTS</b>	<b>2</b>	<b>2</b>	<b>29</b>	<b>14.5</b>	<b>19</b>	<b>0</b>

KICKOFF RETURNS	NO.	YDS	AVG	LONG	TD
J. Richard	1	30	30.0	30	0
H. Ruggs III	1	16	16.0	16	0
<b>TEAM</b>	<b>2</b>	<b>46</b>	<b>23.0</b>	<b>30</b>	<b>0</b>
<b>OPPONENTS</b>	<b>6</b>	<b>173</b>	<b>28.8</b>	<b>38</b>	<b>0</b>

FIELD GOALS	1-19	20-29	30-39	40-49	50+
D. Carlson	0/0	2/2	0/0	0/0	2/2
<b>TEAM</b>	<b>0/0</b>	<b>2/2</b>	<b>0/0</b>	<b>0/0</b>	<b>2/2</b>
<b>OPPONENTS</b>	<b>0/0</b>	<b>0/0</b>	<b>2/2</b>	<b>2/2</b>	<b>0/0</b>

# DEFENSIVE/SPECIAL TEAMS STATS

## 2020 REGULAR SEASON LAS VEGAS RAIDERS DEFENSIVE STATS (THROUGH WEEK 2)

POS.	PLAYER	SOLO	ASST.	TOTAL	TFL	SACKS/YDS.	PR	FR	FF	INT./YDS.	PD
S	J. Abram	13	4	17	1	0.0/0.0	1	0	0	0/0	1
CB	D. Arnette	10	2	12	0	0.0/0.0	0	0	0	0/0	1
LB	N. Morrow	10	2	12	0	0.0/0.0	0	0	0	1/6	1
S	L. Joyner	9	1	10	0	0.0/0.0	0	0	0	0/0	1
ILB	C. Littleton	5	4	9	0	0.0/0.0	0	0	0	0/0	0
S	E. Harris	5	3	8	0	0.0/0.0	0	0	0	0/0	1
CB	T. Mullen	5	2	7	0	0.0/0.0	0	0	0	0/0	1
ILB	N. Kwiatkoski	4	2	6	0	0.0/0.0	0	0	0	0/0	0
DE	C. Nassib	3	2	5	0	0.5/5.0	3	0	0	0/0	0
DT	M. Hurst	2	3	5	0	0.5/5.0	3	0	0	0/0	0
DE	M. Crosby	2	2	4	0	0.0/0.0	0	0	0	0/0	1
DT	J. Hankins	2	1	3	0	0.0/0.0	0	0	0	0/0	0
DE	C. Ferrell	0	3	3	0	0.0/0.0	1	0	0	0/0	1
CB	I. Johnson	1	1	2	0	0.0/0.0	0	0	0	0/0	0
CB	K. Nixon	1	1	2	0	0.0/0.0	0	0	0	0/0	0
DT	M. Collins	1	0	1	0	0.0/0.0	1	0	0	0/0	0
CB	N. Lawson	1	0	1	0	0.0/0.0	0	0	0	0/0	0
LB	K. Wilber	1	0	1	0	0.0/0.0	0	0	0	0/0	0
LB	R. McMillan	0	1	1	0	0.0/0.0	0	0	0	0/0	0
DE	A. Key	0	0	0	0	0.0/0.0	1	0	0	0/0	0
TOTALS		75	34	109	1	1.0/10.0	10	0	0	1/6	8

## 2020 REGULAR SEASON RAIDERS SPECIAL TEAMS STATS

POS.	PLAYER	TKLS.	ASST.	TOTAL
S	Harris, Erik	2	0	2
CB	Mullen, Trayvon	1	1	2
RB	Booker, Devontae	1	0	1
TE	Carrier, Derek	1	0	1
FB	Ingold, Alec	1	0	1
CB	Johnson, Isaiah	1	0	1
LB	Wilber, Kyle	0	1	1
TOTALS		7	2	9

## DEFENSIVE SCORES

INT (0)  
FR (0)  
Safety (0)

## SPECIAL TEAMS BIG PLAYS

FR (0)

Regular Season defensive and special teams statistics are based on press box statistics.



# GAME-BY-GAME OFFENSE

## 2020 REGULAR SEASON RAIDERS GAME-BY-GAME OFFENSE

	09/13 @ CAR	09/21 NO	09/27 @ NE	10/04 BUF	10/11 @ KC	10/25 TB	11/01 @ CLE	11/08 @ LAC	11/15 DEN	11/22 KC	11/29 @ ATL	12/06 @ NYJ	12/13 IND	12/17 LAC	12/27 MIA	01/03 @ DEN	Totals
<b>SCORING</b>																	
Points	34	34															68
Q1	7	0															7
Q2	10	17															27
Q3	10	7															17
Q4	7	10															17
OT	0	0															0
TD Rushing	3	1															4
TD Passing	1	3															4
TD KO Returns	0	0															0
TD Punt Returns	0	0															0
TD Sp. Teams	0	0															0
TD Def. Returns	0	0															0
FG Attempts	2	2															4
FG Made	2	2															4
Safety	0	0															0
2-Pt Attempts	0	0															0
2-Pt Made	0	0															0
Time of Possession	31:12	36:18															67:30
<b>FIRST DOWNS</b>																	
Total	23	28															51
Rushing	10	5															15
Passing	11	18															29
Penalty	2	5															7
<b>THIRD DOWNS</b>																	
Attempts	11	17															28
Converted	6	10															16
Percentage	54.5%	58.8%															57.1%
<b>FOURTH DOWNS</b>																	
Attempts	0	2															2
Converted	0	2															2
Percentage	0	100.0%															100.0%
<b>TOT. OFFENSE</b>																	
Net Yards	372	375															747
Plays	61	76															137
Avg./Play	6.1	4.9															5.5
<b>RUSHING</b>																	
Net Yards	133	116															249
Rush. Att.	31	35															66
Avg./Att.	4.3	3.3															3.8
<b>ADVANCES</b>																	
Rushes	31	35															66
Completions	22	28															100
Totals	53	63															116
Total Drives	9	9															18
<b>PENALTIES</b>																	
Number	3	3															6
Yards	40	13															53
<b>FUMBLES</b>																	
Number	1	2															3
Lost	0	1															1
<b>PUNTING</b>																	
Net Yards	127	80															207
Punts	3	2															5
Net Avg.	32.7	40.0															33.0
Gross Avg.	42.3	40.0															41.4

# GAME-BY-GAME DEFENSE

## 2020 REGULAR SEASON RAIDERS GAME-BY-GAME DEFENSE

	09/13 @ CAR	09/21 NO	09/27 @ NE	10/04 BUF	10/11 @ KC	10/25 TB	11/01 @ CLE	11/08 @ LAC	11/15 DEN	11/22 KC	11/29 @ ATL	12/06 @ NYJ	12/13 IND	12/17 LAC	12/27 MIA	01/03 @ DEN	Totals
<b>SCORING</b>																	
Points	30	24															54
Q1	9	10															19
Q2	6	7															13
Q3	0	0															0
Q4	15	7															22
OT	0	0															0
TD Rushing	2	2															4
TD Passing	1	1															2
TD KO Returns	0	0															0
TD Punt Returns	0	0															0
TD Sp. Teams	0	0															0
TD Def. Returns	0	0															0
FG Attempts	3	1															4
FG Made	3	1															4
Safety	0	0															0
2-Pt Attempts	1	0															1
2-Pt Made	1	0															1
Time of Possession	28:48	23:42															52:30
<b>FIRST DOWNS</b>																	
Total	22	26															48
Rushing	8	8															16
Passing	13	17															30
Penalty	1	1															2
<b>THIRD DOWNS</b>																	
Attempts	13	11															24
Converted	7	7															14
Percentage	53.8%	63.6%															58.3%
<b>FOURTH DOWNS</b>																	
Attempts	2	0															2
Converted	1	0															1
Percentage	50.0%	0															50.0%
<b>TOT. OFFENSE</b>																	
Net Yards	388	424															812
Plays	65	57															122
Avg./Play	6.0	7.4															6.7
<b>RUSHING</b>																	
Net Yards	129	112															241
Rush. Att.	30	19															49
Avg./Att.	4.3	5.9															4.9
<b>ADVANCES</b>																	
Rushes	30	19															49
Completions	22	26															96
Totals	52	45															97
Total Drives	10	9															19
<b>PENALTIES</b>																	
Number	5	10															15
Yards	65	129															194
<b>FUMBLES</b>																	
Number	0	0															0
Lost	0	0															0
<b>PUNTING</b>																	
Net Yards	120	109															229
Punts	2	3															5
Net Avg.	41.5	34.7															40.0
Gross Avg.	60.0	36.3															45.8

## LAS VEGAS RAIDERS SEASON HIGHS

CATEGORY	HIGH	DATE	OPPONENT
Points	34	9/13	at Carolina
Points in a Quarter	17	9/21	vs. New Orleans
Points in a Half	17	9/13	at Carolina
Total Touchdowns	4	9/13	at Carolina
Offensive Plays	76	9/21	vs. New Orleans
Total Net Yards	375	9/21	vs. New Orleans
Total First Downs	28	9/21	vs. New Orleans
First Downs Rushing	10	9/13	at Carolina
First Downs Passing	18	9/21	vs. New Orleans
First Down Penalties	5	9/21	vs. New Orleans
Third Down Efficiency	58.8%	9/21	vs. New Orleans
Average Yards Per Play	6.1	9/13	at Carolina
Total Net Yards Rushing	133	9/13	at Carolina
Rushing Attempts	35	9/21	vs. New Orleans
Rushing Average Yards	4.3	9/13	at Carolina
Rushing Touchdowns	3	9/13	at Carolina
Total Net Yards Passing	259	9/21	vs. New Orleans
Passing Attempts	38	9/21	vs. New Orleans
Passing Completions	28	9/21	vs. New Orleans
Passing Touchdowns	3	9/21	vs. New Orleans
Yards Per Attempt	8	9/13	at Carolina
Passes Thrown for Interception	0	9/13	at Carolina
Times Sacked	3	9/21	vs. New Orleans
Sack Yards Lost	23	9/21	vs. New Orleans
QB Sacks	3	9/21	vs. New Orleans
Total Punts	3	9/13	at Carolina
Total Punt Yards	127	9/13	at Carolina
Gross Punting Average	42.3	9/13	at Carolina
Net Punting Average	40	9/21	vs. New Orleans
Punt Returns	2	9/13	at Carolina
Punt Return Yards	37	9/13	at Carolina
Punt Return Average	18.5	9/13	at Carolina
Kickoff Returns	2	9/21	vs. New Orleans
Kickoff Return Yards	46	9/21	vs. New Orleans
Total Penalties	3	9/13	at Carolina
Penalty Yards	40	9/13	at Carolina
Total Fumbles	2	9/21	vs. New Orleans
Fumbles Lost	1	9/21	vs. New Orleans
Time of Possession	36:18	9/21	vs. New Orleans
Turnovers	1	9/21	vs. New Orleans

# TEAM HIGHS AND LOWS

## OPPONENT SEASON HIGHS

CATEGORY	HIGH	DATE	OPPONENT
Points	30	9/13	at Carolina
Points in a Quarter	15	9/13	at Carolina
Points in a Half	17	9/21	vs. New Orleans
Total Touchdowns	3	9/13	at Carolina
Offensive Plays	65	9/13	at Carolina
Total Net Yards	424	9/21	vs. New Orleans
Total First Downs	26	9/21	vs. New Orleans
First Downs Rushing	8	9/13	at Carolina
First Downs Passing	17	9/21	vs. New Orleans
First Down Penalties	1	9/13	at Carolina
Third Down Efficiency	63.6%	9/21	vs. New Orleans
Average Yards Per Play	7.4	9/21	vs. New Orleans
Total Net Yards Rushing	129	9/13	at Carolina
Rushing Attempts	30	9/13	at Carolina
Rushing Average Yards	5.9	9/21	vs. New Orleans
Rushing Touchdowns	2	9/13	at Carolina
Total Net Yards Passing	312	9/21	vs. New Orleans
Passing Attempts	38	9/21	vs. New Orleans
Passing Completions	26	9/21	vs. New Orleans
Passing Touchdowns	1	9/13	at Carolina
Yards Per Attempt	8.2	9/21	vs. New Orleans
Passes Thrown for Interception	1	9/21	vs. New Orleans
Times Sacked	1	9/13	at Carolina
Sack Yards Lost	10	9/13	at Carolina
QB Sacks	1	9/13	at Carolina
Total Punts	3	9/21	vs. New Orleans
Total Punt Yards	120	9/13	at Carolina
Gross Punting Average	60	9/13	at Carolina
Net Punting Average	41.5	9/13	at Carolina
Punt Returns	2	9/13	at Carolina
Punt Return Yards	29	9/13	at Carolina
Punt Return Average	14.5	9/13	at Carolina
Kickoff Returns	4	9/13	at Carolina
Kickoff Return Yards	109	9/13	at Carolina
Total Penalties	10	9/21	vs. New Orleans
Penalty Yards	129	9/21	vs. New Orleans
Total Fumbles	0	9/13	at Carolina
Fumbles Lost	0	9/13	at Carolina
Time of Possession	28:48	9/13	at Carolina
Turnovers	1	9/21	vs. New Orleans



# INDIVIDUAL SINGLE-GAME HIGHS

## 2020 REGULAR SEASON RAIDERS INDIVIDUAL SINGLE-GAME HIGHS

Touchdowns	3	Josh Jacobs	at Panthers	09/13
Passes Attempted	38	Derek Carr	vs. Saints	09/21
Passes Completed	28	Derek Carr	vs. Saints	09/21
Completion Percentage	73.6	Derek Carr	vs. Saints	09/21
Passing Yards	282	Derek Carr	vs. Saints	09/21
Yards Per Attempt	8.0	Derek Carr	at Panthers	09/13
Touchdown Passes	3	Derek Carr	vs. Saints	09/21
Receptions	12	Darren Waller	vs. Saints	09/21
Receiving Yards	103	Darren Waller	vs. Saints	09/21
Touchdown Receptions	1	Alec Ingold	vs. Saints	09/21
		Zay Jones	vs. Saints	09/21
		Darren Waller	vs. Saints	09/21
		Nelson Agholor	at Panthers	09/13
Rushing Yards	93	Josh Jacobs	at Panthers	09/13
Rushing Attempts	27	Josh Jacobs	vs. Saints	09/21
Rushing Average	3.7	Josh Jacobs	at Panthers	09/13
Rushing Touchdowns	3	Josh Jacobs	at Panthers	09/13
Yards From Scrimmage	139	Josh Jacobs	at Panthers	09/13
Combined Net Yards	139	Josh Jacobs	at Panthers	09/13
Interceptions Made	1	Nicholas Morrow	vs. Saints	09/21
INT Return Yards	6	Nicholas Morrow	vs. Saints	09/21
Tackles	13	Johnathan Abram	at Panthers	09/13
Sacks	0.5	Maurice Hurst	at Panthers	09/13
		Carl Nassib	at Panthers	09/13
Punts	3	AJ Cole	at Panthers	09/13
Punting Average	42.3	AJ Cole	at Panthers	09/13
Punt Returns	2	Hunter Renfrow	at Panthers	09/13
Punt Return Yards	37	Hunter Renfrow	at Panthers	09/13
Kickoff Returns	1	Jalen Richard	vs. Saints	09/21
		Henry Ruggs III	vs. Saints	09/21
Kickoff Return Yards	30	Jalen Richard	vs. Saints	09/21
Field Goals Attempted	2	Daniel Carlson	vs. Saints	09/21
		Daniel Carlson	at Panthers	09/13
Field Goals Made	2	Daniel Carlson	vs. Saints	09/21
		Daniel Carlson	at Panthers	09/13

## 2020 REGULAR SEASON LAS VEGAS RAIDERS LONGEST PLAYS

Rushing Long	20	Jalen Richard	vs. Saints	09/21
Touchdown Run	20	Jalen Richard	vs. Saints	09/21
Passing Long	45	Derek Carr	at Panthers	09/13
Touchdown Pass Long	23	Derek Carr	at Panthers	09/13
Reception	45	Henry Ruggs III	at Panthers	09/13
Touchdown Reception	23	Nelson Agholor	at Panthers	09/13
Interception Return	6	Nicholas Morrow	vs. Saints	09/21
Punt Return	27	Hunter Renfrow	at Panthers	09/13
Kickoff Return	30	Jalen Richard	vs. Saints	09/21
Punt	52	AJ Cole	at Panthers	09/13
Field Goal Made	54	Daniel Carlson	vs. Saints	09/21
		Daniel Carlson	at Panthers	09/13
Field Goal Attempt	54	Daniel Carlson	vs. Saints	09/21
		Daniel Carlson	at Panthers	09/13

# OPPONENTS INDIVIDUAL HIGHS

## 2020 REGULAR SEASON OPPONENTS INDIVIDUAL SINGLE-GAME HIGHS

Touchdowns	2	Alvin Kamara	vs. Saints	09/21
		Christian McCaffrey	at Panthers	09/13
Passes Attempted	38	Drew Brees	vs. Saints	09/21
Passes Completed	26	Drew Brees	vs. Saints	09/21
Completion Percentage	68.4	Drew Brees	vs. Saints	09/21
Passing Yards	312	Drew Brees	vs. Saints	09/21
Yards Per Attempt	8.2	Drew Brees	vs. Saints	09/21
Touchdown Passes	1	Drew Brees	vs. Saints	09/21
		Teddy Bridgewater	at Panthers	09/13
Receptions	9	Alvin Kamara	vs. Saints	09/21
Receiving Yards	114	Robby Anderson	at Panthers	09/13
Touchdown Receptions	1	Jared Cook	vs. Saints	09/21
		Robby Anderson	at Panthers	09/13
Rushing Yards	97	Christian McCaffrey	at Panthers	09/13
Rushing Attempts	23	Christian McCaffrey	at Panthers	09/13
Rushing Average	6.0	Alvin Kamara	vs. Saints	09/21
Rushing Touchdowns	2	Alvin Kamara	vs. Saints	09/21
		Christian McCaffrey	at Panthers	09/13
Yards From Scrimmage	174	Alvin Kamara	vs. Saints	09/21
Combined Net Yards	174	Alvin Kamara	vs. Saints	09/21
Interceptions Thrown	1	Drew Brees	vs. Saints	09/21
Tackles	12	Shaq Thompson	at Panthers	09/13
Sacks	1.0	Trey Hendrickson	vs. Saints	09/21
		Malcolm Jenkins	vs. Saints	09/21
		David Onyemata	vs. Saints	09/21
Punts	3	Thomas Morstead	vs. Saints	09/21
Punts Inside the 20	2	Thomas Morstead	vs. Saints	09/21
Punting Average	60.0	Joseph Charlton	at Panthers	09/13
Punt Returns	2	Pharoh Cooper	at Panthers	09/13
Punt Return Yards	29	Pharoh Cooper	at Panthers	09/13
Kickoff Returns	4	Pharoh Cooper	at Panthers	09/13
Kickoff Return Yards	109	Pharoh Cooper	at Panthers	09/13
Field Goals Attempted	3	Joey Slye	at Panthers	09/13
Field Goals Made	3	Joey Slye	at Panthers	09/13

## 2020 REGULAR SEASON OPPONENTS LONGEST PLAYS

Rushing Long	21	Alvin Kamara	vs. Saints	09/21
Touchdown Run	6	Christian McCaffrey	at Panthers	09/13
Passing Long	75	Teddy Bridgewater	at Panthers	09/13
Touchdown Pass Long	75	Teddy Bridgewater	at Panthers	09/13
Reception	75	Robby Anderson	at Panthers	09/13
Touchdown Reception	75	Robby Anderson	at Panthers	09/13
Punt Return	19	Pharoh Cooper	at Panthers	09/13
Kickoff Return	38	Pharoh Cooper	at Panthers	09/13
Punt	60 (2)	Joseph Charlton	at Panthers	09/13
Field Goal Made	47	Joey Slye	at Panthers	09/13
Field Goal Attempt	47 (2)	Joey Slye	at Panthers	09/13

# BIG YARDAGE GAMES

## 2020 REGULAR SEASON BIG YARDAGE GAMES

### 100-YARD PASS RECEIVERS

DATE	OPPONENT	PLAYER	REC.	YDS.	AVG.	LG	TD
9/21	vs. Saints	Darren Waller	12	103	8.6	18	1

## 2020 OPPONENTS BIG YARDAGE GAMES

### 100-YARD PASS RECEIVERS

DATE	OPPONENT	PLAYER	REC.	YDS.	AVG.	LG	TD
9/13	at Panthers	Robby Anderson	6	114	19.0	75T	1

### 300-YARD PASSERS

DATE	OPPONENT	PLAYER	REC.	YDS.	COMP.	LG	TD
9/21	vs. Saints	Drew Brees	38	312	26	29	1

# BIG PLAYS OF 20+ YARDS

DATE	OPPONENT	QTR	RAIDERS PLAYER	RUN	PASS	DOWN	RESULT	GAME OUTCOME
09/13	at Carolina	1	Derek Carr -> Henry Ruggs III		45	1-10-CAR 46	Touchdown	W, 34-30
09/21	New Orleans	3	Derek Carr -> Foster Moreau		31	1-10-NO 38	Touchdown	W, 34-24
09/13	at Carolina	3	Derek Carr -> Josh Jacobs		29	2-14-LV 47	Touchdown	W, 34-30
09/13	at Carolina	2	<b>Derek Carr -&gt; Nelson Agholor</b>		<b>23T</b>	3-2-CAR 23	Touchdown	W, 34-30
09/21	New Orleans	1	Derek Carr -> Bryan Edwards		22	2-6-LV 32	Punt	W, 34-24
09/21	New Orleans	4	<b>Jalen Richard run</b>	<b>20T</b>		3-10-NO 20	Touchdown	W, 34-24
09/21	New Orleans	2	Derek Carr -> Bryan Edwards		20	3-10-NO 36	Touchdown	W, 34-24



## OPPONENT BIG PLAYS OF 20+ YARDS

DATE	OPPONENT	QTR	OPP. PLAYER	RUN	PASS	DOWN	RESULT	GAME OUTCOM E
09/13	at Carolina	4	<b>Teddy Bridgewater -&gt; Robby Anderson</b>		<b>75T</b>	2-8-CAR 25	Touchdown	W, 30-34
09/21	New Orleans	1	Drew Brees -> Tre'Quan Smith		29	3-8-LV 33	Touchdown	W, 24-34
09/21	New Orleans	2	Drew Brees -> Tre'Quan Smith		25	1-10- 50	Touchdown	W, 24-34
09/21	New Orleans	1	Alvin Kamara run	21		1-10-NO 44	Touchdown	W, 24-34
09/21	New Orleans	3	Drew Brees -> Alvin Kamara		20	1-10-NO 25	Punt	W, 24-34

# LONGEST DRIVES

## RAIDERS

(AS OF SEP 22, 2020, 3:00 PM PDT)

2019 : REGULAR SEASON

PLAYS			NET YARDS			TIME		
DATE	OPPONENT	PLAYS	DATE	OPPONENT	NET YARDS	DATE	OPPONENT	TIME
9/29	at Indianapolis	16 (field goal)	10/6	Chicago	97 (touchdown) [PEN: 5, GROSS: 92]	9/29	at Indianapolis	9:12 (field goal)
12/8	Tennessee	14 (touchdown)	10/27	at Houston	95 (touchdown) [PEN: 0, GROSS: 95]	12/22	at L.A. Chargers	8:49 (touchdown)
9/22	at Minnesota	14 (missed fg)	9/9	Denver	95 (touchdown) [PEN: -3, GROSS: 98]	9/9	Denver	8:35 (touchdown)
10/20	at Green Bay	14 (touchdown)	11/17	Cincinnati	91 (touchdown) [PEN: -5, GROSS: 96]	10/20	at Green Bay	8:28 (touchdown)
9/9	Denver	13 (touchdown)	12/29	at Denver	88 (field goal) [PEN: 0, GROSS: 88]	11/17	Cincinnati	7:07 (touchdown)
12/22	at L.A. Chargers	13 (touchdown)	10/20	at Green Bay	86 (touchdown) [PEN: -15, GROSS: 101]	12/1	at Kansas City	6:55 (field goal)
10/6	Chicago	13 (touchdown)	9/29	at Indianapolis	82 (field goal) [PEN: 0, GROSS: 82]	12/8	Tennessee	6:28 (touchdown)
12/1	at Kansas City	13 (field goal)	11/3	Detroit	80 (touchdown) [PEN: 0, GROSS: 80]	9/22	at Minnesota	6:26 (missed fg)
12/29	at Denver	12 (field goal)	11/3	Detroit	80 (touchdown) [PEN: -20, GROSS: 100]	12/29	at Denver	6:21 (missed fg)
11/3	Detroit	11 (touchdown)	9/15	Kansas City	77 (interception) [PEN: 0, GROSS: 77]	10/6	Chicago	5:52 (touchdown)
11/24	at N.Y. Jets	11 (field goal)	11/7	L.A. Chargers	76 (touchdown) [PEN: 10, GROSS: 66]	11/3	Detroit	5:32 (touchdown)
11/3	Detroit	11 (touchdown)	12/8	Tennessee	75 (touchdown) [PEN: 0, GROSS: 75]	9/15	Kansas City	5:16 (punt)
11/17	Cincinnati	11 (touchdown)	9/22	at Minnesota	75 (touchdown) [PEN: 0, GROSS: 75]	12/15	Jacksonville	5:08 (punt)
11/7	L.A. Chargers	10 (touchdown)	9/22	at Minnesota	75 (touchdown) [PEN: 0, GROSS: 75]	11/24	at N.Y. Jets	5:04 (field goal)
11/7	L.A. Chargers	10 (touchdown)	12/1	at Kansas City	75 (touchdown) [PEN: 0, GROSS: 75]	10/27	at Houston	4:43 (touchdown)
9/15	Kansas City	10 (punt)	12/15	Jacksonville	75 (touchdown) [PEN: 0, GROSS: 75]	11/7	L.A. Chargers	3:54 (touchdown)
12/15	Jacksonville	10 (missed fg)	12/22	at L.A. Chargers	75 (touchdown) [PEN: 0, GROSS: 75]	--	--	--
10/27	at Houston	10 (touchdown)	12/22	at L.A. Chargers	75 (touchdown) [PEN: 0, GROSS: 75]	--	--	--
9/15	Kansas City	10 (field goal)	11/24	at N.Y. Jets	50 (missed fg) [PEN: 0, GROSS: 50]	--	--	--

## 2020 REGULAR SEASON

### WEEK 1: RAIDERS 34, PANTHERS 30

SEPTEMBER 13, 2020

RAIDERS													PANTHERS												
#	RECD	LOST	POSS	OBTAINED	BEGAN	PLAYS	YDS	PEN	NET	1ST	ENDED	GIVEN UP	#	RECD	LOST	POSS	OBTAINED	BEGAN	PLAYS	YDS	PEN	NET	1ST	ENDED	GIVEN UP
1	15:00	14:04	0:56	Kickoff	LV 25	3	5	0	5	0	LV 30	Punt	1	14:04	10:02	4:02	Punt	CAR 37	8	34	0	34	2	LV 29	Field Goal
2	10:02	05:47	4:15	Kickoff	LV 25	8	75	0	75	4	CAR 1	TD	2	05:47	00:57	4:50	Kickoff	CAR 37	10	63	0	63	4	LV 6	TD
3	00:57	08:13	7:44	Kickoff	LV 25	15	73	0	73	5	CAR 2	Field Goal	3	08:13	05:03	3:10	Kickoff	CAR 25	7	22	25	47	2	LV 28	Field Goal
4	05:03	01:54	3:09	Kickoff	LV 25	8	75	0	75	4	CAR 23	TD	4	01:54	00:00	1:54	Kickoff	CAR 25	11	62	0	62	5	LV 13	Field Goal
5	12:42	09:38	3:04	Punt	LV 49	6	25	-10	15	1	CAR 36	Field Goal	5	15:00	12:42	2:18	Kickoff	CAR 11	3	7	0	7	0	CAR 18	Punt
6	09:04	05:29	3:35	Punt	CAR 49	6	43	6	49	3	CAR 7	TD	6	09:38	09:04	0:34	Kickoff	CAR 24	3	-10	0	-10	0	CAR 14	Punt
7	12:32	09:27	3:05	Kickoff	LV 25	5	11	0	11	1	LV 36	Punt	7	05:29	12:32	7:57	Kickoff	CAR 25	17	90	-15	75	6	LV 3	TD
8	08:29	04:08	4:21	Kickoff	LV 25	9	57	18	75	5	CAR 6	TD	8	09:27	08:29	0:58	Punt	CAR 23	2	77	0	77	1	CAR 25	TD
9	01:11	00:08	1:03	Downs	LV 46	3	8	-5	3	0	LV 49	Punt	9	04:08	01:11	2:57	Kickoff	CAR 30	5	24	0	24	1	LV 46	Downs
													10	00:08	00:00	0:08	Punt	CAR 27	2	19	0	19	1	CAR 27	End Game

### WEEK 2: RAIDERS 34, SAINTS 24

SEPTEMBER 21, 2020

RAIDERS													SAINTS												
#	RECD	LOST	POSS	OBTAINED	BEGAN	PLAYS	YDS	PEN	NET	1ST	ENDED	GIVEN UP	#	RECD	LOST	POSS	OBTAINED	BEGAN	PLAYS	YDS	PEN	NET	1ST	ENDED	GIVEN UP
1	11:01	07:58	3:03	Kickoff	LV 25	6	9	0	9	1	LV 34	Punt	1	15:00	11:01	3:59	Kickoff	NO 25	11	62	0	62	4	LV 13	Field Goal
2	03:51	01:10	2:41	Kickoff	LV 28	5	16	0	16	1	LV 44	Punt	2	07:58	03:51	4:07	Punt	NO 22	9	73	5	78	5	LV 1	TD
3	00:13	08:55	6:18	Punt	LV 37	11	58	5	63	6	NO 3	TD	3	01:10	00:13	0:57	Punt	NO 20	3	5	0	5	0	NO 25	Punt
4	05:22	01:44	3:38	Kickoff	LV 25	10	70	5	75	4	NO 15	TD	4	08:55	05:22	3:33	Kickoff	NO 24	7	76	0	76	5	LV 6	TD
5	00:48	00:00	0:48	Int	NO 40	8	31	0	31	2	NO 9	Field Goal	5	01:44	00:48	0:56	Kickoff	NO 25	4	13	0	13	1	NO 38	Int
6	15:00	09:58	5:02	Kickoff	LV 25	9	55	20	75	4	NO 1	TD	6	09:58	05:52	4:06	Kickoff	NO 25	6	67	-35	32	2	LV 43	Punt
7	05:52	14:06	6:46	Punt	LV 13	12	39	8	47	3	NO 34	Fumble	7	14:06	12:17	1:49	Fumble	NO 40	5	13	0	13	1	LV 47	Punt
8	12:17	07:43	4:34	Punt	LV 11	10	74	15	89	5	NO 20	TD	8	07:43	04:33	3:10	Kickoff	NO 33	8	67	0	67	5	LV 3	TD
9	04:33	01:05	3:28	Kickoff	LV 18	7	17	29	46	2	NO 36	Field Goal	9	01:05	00:00	1:05	Kickoff	NO 25	5	48	0	48	3	LV 42	End Game

# DRIVE CHARTS - OPENING DRIVES

## 2020 REGULAR SEASON

RAIDERS										OPPONENT							
DATE	OPPONENT	FIRST HALF				SECOND HALF				FIRST HALF				SECOND HALF			
		PLAYS	YDS	TIME	RESULT	PLAYS	YDS	TIME	RESULT	PLAYS	YDS	TIME	RESULT	PLAYS	YDS	TIME	RESULT
09/13	at Panthers	3	5	0:56	Punt	6	15	3:04	FG	8	34	4:02	FG	3	7	2:18	Punt
09/21	Saints	6	9	3:03	Punt	9	75	5:02	TD	11	62	3:59	FG	6	32	4:06	Punt
09/27	at Patriots	--	--	--	--	--	--	--	--	--	--	--	--	--	--	--	--
10/04	Bills	--	--	--	--	--	--	--	--	--	--	--	--	--	--	--	--
10/11	at Chiefs	--	--	--	--	--	--	--	--	--	--	--	--	--	--	--	--
10/25	Buccaneers	--	--	--	--	--	--	--	--	--	--	--	--	--	--	--	--
11/01	at Browns	--	--	--	--	--	--	--	--	--	--	--	--	--	--	--	--
11/08	at Chargers	--	--	--	--	--	--	--	--	--	--	--	--	--	--	--	--
11/15	Broncos	--	--	--	--	--	--	--	--	--	--	--	--	--	--	--	--
11/22	Chiefs	--	--	--	--	--	--	--	--	--	--	--	--	--	--	--	--
11/29	at Falcons	--	--	--	--	--	--	--	--	--	--	--	--	--	--	--	--
12/06	at Jets	--	--	--	--	--	--	--	--	--	--	--	--	--	--	--	--
12/13	Colts	--	--	--	--	--	--	--	--	--	--	--	--	--	--	--	--
12/17	Chargers	--	--	--	--	--	--	--	--	--	--	--	--	--	--	--	--
12/27	Dolphins	--	--	--	--	--	--	--	--	--	--	--	--	--	--	--	--
01/03	at Broncos	--	--	--	--	--	--	--	--	--	--	--	--	--	--	--	--



# ADVANCES CHART

## 2020 REGULAR SEASON RAIDERS ADVANCES

DATE	OPPONENT	RUSHES	COMPLETIONS	ADVANCES	OUTCOME
09/13	at Carolina	31	22	53	W 34-30
09/21	New Orleans	35	28	63	W 34-24
09/27	at New England	--	--	--	--
10/04	Buffalo	--	--	--	--
10/11	at Kansas City	--	--	--	--
10/25	Tampa Bay	--	--	--	--
11/01	at Cleveland	--	--	--	--
11/08	at L.A. Chargers	--	--	--	--
11/15	Denver	--	--	--	--
11/22	Kansas City	--	--	--	--
11/29	at Atlanta	--	--	--	--
12/06	at N.Y. Jets	--	--	--	--
12/13	Indianapolis	--	--	--	--
12/17	L.A. Chargers	--	--	--	--
12/27	Miami	--	--	--	--
01/03	at Denver	--	--	--	--
<b>TOTALS</b>		<b>66</b>	<b>50</b>	<b>116</b>	

## 2020 REGULAR SEASON OPPONENT ADVANCES

DATE	OPPONENT	RUSHES	COMPLETIONS	ADVANCES	OUTCOME
09/13	at Carolina	30	22	52	W 34-30
09/21	New Orleans	19	26	45	W 34-24
09/27	at New England	--	--	--	--
10/04	Buffalo	--	--	--	--
10/11	at Kansas City	--	--	--	--
10/25	Tampa Bay	--	--	--	--
11/01	at Cleveland	--	--	--	--
11/08	at L.A. Chargers	--	--	--	--
11/15	Denver	--	--	--	--
11/22	Kansas City	--	--	--	--
11/29	at Atlanta	--	--	--	--
12/06	at N.Y. Jets	--	--	--	--
12/13	Indianapolis	--	--	--	--
12/17	L.A. Chargers	--	--	--	--
12/27	Miami	--	--	--	--
01/03	at Denver	--	--	--	--
<b>TOTALS</b>		<b>49</b>	<b>48</b>	<b>97</b>	

### RAIDERS RECORD WHEN:

Having 45 or more advances	2 - 0
Having 50 or more advances	2 - 0
Having less than 45 advances	0 - 0
Having less than 50 advances	0 - 0
Allowing 45 or more advances	2 - 0
Allowing 50 or more advances	1 - 0
Allowing less than 45 advances	0 - 0
Allowing less than 50 advances	1 - 0

NOTE: Advances equal to all rushing attempts plus completions.

# THIRD DOWN EFFICIENCY TEAM/OPPONENTS

RAIDERS 2020 REGULAR SEASON THIRD DOWN EFFICIENCY

Date	Opponent	RAIDERS										Total
		3rd & 1	3rd & 2	3rd & 3	3rd & 4	3rd & 5	3rd & 6	3rd & 7	3rd & 8	3rd & 9	3rd & 10+	
09/13	at Carolina	2 / 2	3 / 3	0 / 0	0 / 1	1 / 2	0 / 0	0 / 1	0 / 0	0 / 0	0 / 2	6 / 11
09/21	New Orleans	3 / 5	0 / 2	2 / 2	0 / 0	1 / 1	0 / 0	0 / 0	0 / 0	2 / 2	2 / 5	10 / 17
12/31	at New England	--	--	--	--	--	--	--	--	--	--	--
12/31	Buffalo	--	--	--	--	--	--	--	--	--	--	--
12/31	at Kansas City	--	--	--	--	--	--	--	--	--	--	--
12/31	Tampa Bay	--	--	--	--	--	--	--	--	--	--	--
12/31	at Cleveland	--	--	--	--	--	--	--	--	--	--	--
12/31	at L.A. Chargers	--	--	--	--	--	--	--	--	--	--	--
12/31	Denver	--	--	--	--	--	--	--	--	--	--	--
12/31	Kansas City	--	--	--	--	--	--	--	--	--	--	--
12/31	at Atlanta	--	--	--	--	--	--	--	--	--	--	--
12/31	at N.Y. Jets	--	--	--	--	--	--	--	--	--	--	--
12/31	Indianapolis	--	--	--	--	--	--	--	--	--	--	--
12/31	L.A. Chargers	--	--	--	--	--	--	--	--	--	--	--
12/31	Miami	--	--	--	--	--	--	--	--	--	--	--
12/31	at Denver	--	--	--	--	--	--	--	--	--	--	--
<b>TOTALS</b>		<b>5 / 7</b>	<b>3 / 5</b>	<b>2 / 2</b>	<b>0 / 1</b>	<b>2 / 3</b>	<b>0 / 0</b>	<b>0 / 1</b>	<b>0 / 0</b>	<b>2 / 2</b>	<b>2 / 7</b>	<b>16 / 28</b>
		<b>71.4%</b>	<b>60.0%</b>	<b>100.0%</b>	<b>0.0%</b>	<b>66.7%</b>	<b>0.0%</b>	<b>0.0%</b>	<b>0.0%</b>	<b>100.0%</b>	<b>28.6%</b>	<b>57.1%</b>
		<b>3RD &amp; 1-3: 10 / 14 = 71.4%</b>			<b>3RD &amp; 4-6: 2 / 4 = 50.0%</b>			<b>3RD &amp; 7-10+: 4 / 10 = 40.0%</b>				

OPPONENT 2020 REGULAR SEASON THIRD DOWN EFFICIENCY

Date	Opponent	OPPONENT										Total
		3rd & 1	3rd & 2	3rd & 3	3rd & 4	3rd & 5	3rd & 6	3rd & 7	3rd & 8	3rd & 9	3rd & 10+	
09/13	at Carolina	2 / 2	0 / 1	1 / 1	0 / 1	1 / 1	0 / 1	1 / 1	1 / 2	0 / 0	1 / 3	7 / 13
09/21	New Orleans	2 / 2	2 / 2	0 / 1	0 / 0	1 / 2	1 / 1	0 / 1	1 / 1	0 / 0	0 / 1	7 / 11
12/31	at New England	--	--	--	--	--	--	--	--	--	--	--
12/31	Buffalo	--	--	--	--	--	--	--	--	--	--	--
12/31	at Kansas City	--	--	--	--	--	--	--	--	--	--	--
12/31	Tampa Bay	--	--	--	--	--	--	--	--	--	--	--
12/31	at Cleveland	--	--	--	--	--	--	--	--	--	--	--
12/31	at L.A. Chargers	--	--	--	--	--	--	--	--	--	--	--
12/31	Denver	--	--	--	--	--	--	--	--	--	--	--
12/31	Kansas City	--	--	--	--	--	--	--	--	--	--	--
12/31	at Atlanta	--	--	--	--	--	--	--	--	--	--	--
12/31	at N.Y. Jets	--	--	--	--	--	--	--	--	--	--	--
12/31	Indianapolis	--	--	--	--	--	--	--	--	--	--	--
12/31	L.A. Chargers	--	--	--	--	--	--	--	--	--	--	--
12/31	Miami	--	--	--	--	--	--	--	--	--	--	--
12/31	at Denver	--	--	--	--	--	--	--	--	--	--	--
<b>TOTALS</b>		<b>4 / 4</b>	<b>2 / 3</b>	<b>1 / 2</b>	<b>0 / 1</b>	<b>2 / 3</b>	<b>1 / 2</b>	<b>1 / 2</b>	<b>2 / 3</b>	<b>0 / 0</b>	<b>1 / 4</b>	<b>14 / 24</b>
		<b>100.0%</b>	<b>66.7%</b>	<b>50.0%</b>	<b>0.0%</b>	<b>66.7%</b>	<b>50.0%</b>	<b>50.0%</b>	<b>66.7%</b>	<b>0.0%</b>	<b>25.0%</b>	<b>58.3%</b>
		<b>3RD &amp; 1-3: 7 / 9 = 77.8%</b>			<b>3RD &amp; 4-6: 3 / 6 = 50.0%</b>			<b>3RD &amp; 7-10+: 4 / 9 = 44.4%</b>				

# FOURTH DOWN EFFICIENCY

## 2020 REGULAR SEASON FOURTH DOWN EFFICIENCY

Date	Opponent	RAIDERS						OPPONENT					
		4th & 1	4th & 2	4th & 3	4th & 4	4th & 5+	Total	4th & 1	4th & 2	4th & 3	4th & 4	4th & 5+	Total
09/13	at Carolina	0 / 0	0 / 0	0 / 0	0 / 0	0 / 0	0 / 0	1 / 2	0 / 0	0 / 0	0 / 0	0 / 0	1 / 2
09/21	New Orleans	2 / 2	0 / 0	0 / 0	0 / 0	0 / 0	2 / 2	0 / 0	0 / 0	0 / 0	0 / 0	0 / 0	0 / 0
09/27	at New England	--	--	--	--	--	--	--	--	--	--	--	--
10/04	Buffalo	--	--	--	--	--	--	--	--	--	--	--	--
10/11	at Kansas City	--	--	--	--	--	--	--	--	--	--	--	--
10/25	Tampa Bay	--	--	--	--	--	--	--	--	--	--	--	--
11/01	at Cleveland	--	--	--	--	--	--	--	--	--	--	--	--
11/08	at L.A. Chargers	--	--	--	--	--	--	--	--	--	--	--	--
11/15	Denver	--	--	--	--	--	--	--	--	--	--	--	--
11/22	Kansas City	--	--	--	--	--	--	--	--	--	--	--	--
11/29	at Atlanta	--	--	--	--	--	--	--	--	--	--	--	--
12/06	at N.Y. Jets	--	--	--	--	--	--	--	--	--	--	--	--
12/13	Indianapolis	--	--	--	--	--	--	--	--	--	--	--	--
12/17	L.A. Chargers	--	--	--	--	--	--	--	--	--	--	--	--
12/27	Miami	--	--	--	--	--	--	--	--	--	--	--	--
01/03	at Denver	--	--	--	--	--	--	--	--	--	--	--	--
TOTALS		2 / 2	0 / 0	0 / 0	0 / 0	0 / 0	2 / 2	1 / 2	0 / 0	0 / 0	0 / 0	0 / 0	1 / 2
		100.0%	0.0%	0.0%	0.0%	0.0%	100.0%	50.0%	0.0%	0.0%	0.0%	0.0%	50.0%

# 100.0+ PASSER RATING

## 2020 REGULAR SEASON 100.0+ PASSER RATING

### RAIDERS

#### PASSING GAMES

DATE	OPPONENT	PLAYER	ATT.	CMP.	YDS.	CMP.%	YDS/ATT.	YDS/CMP.	TD	TD%	INT	INT%	LONG	SACK/LOST	RATING
9/13	at Panthers	Derek Carr	30	22	239	73.33%	7.97	10.86	1	3.33%	0	0.00%	45	0/0	107.50
9/21	vs. Saints	Derek Carr	38	28	282	73.68%	7.42	10.07	3	7.89%	0	0.00%	31	3/23	120.70

## 2020 OPPONENTS 100.0+ PASSER RATING

#### PASSING GAMES

\* No Results \*

\*Need minimum of 20 attempts to qualify



# COMPLETIONS BY DISTANCE

## 2020 REGULAR SEASON

Date	Opponent	Quarterback	Loss	0-9	10-19	20-29	30-39	40-49	50+
09/13	at Carolina	Carr	1	13	5	2 (1)	--	1	--
09/21	New Orleans	Carr	1	15 (2)	9 (1)	2	1	--	--
09/27	at New England	--	--	--	--	--	--	--	--
10/04	Buffalo	--	--	--	--	--	--	--	--
10/11	at Kansas City	--	--	--	--	--	--	--	--
10/25	Tampa Bay	--	--	--	--	--	--	--	--
11/01	at Cleveland	--	--	--	--	--	--	--	--
11/08	at L.A. Chargers	--	--	--	--	--	--	--	--
11/15	Denver	--	--	--	--	--	--	--	--
11/22	Kansas City	--	--	--	--	--	--	--	--
11/29	at Atlanta	--	--	--	--	--	--	--	--
12/06	at N.Y. Jets	--	--	--	--	--	--	--	--
12/13	Indianapolis	--	--	--	--	--	--	--	--
12/17	L.A. Chargers	--	--	--	--	--	--	--	--
12/27	Miami	--	--	--	--	--	--	--	--
01/03	at Denver	--	--	--	--	--	--	--	--
<b>PLAYER TOTALS</b>		Carr	2	28 (2)	14 (1)	4 (1)	1	1	--
<b>TEAM TOTALS</b>			2	28 (2)	14 (1)	4 (1)	1	1	--

# YARDS GAINED BY DOWN

RAIDERS 2020 REGULAR SEASON YARDS GAINED BY DOWN

		RAIDERS												OPPONENT											
Date	Opponent	1ST DOWN			2ND DOWN			3RD DOWN			4TH DOWN			1ST DOWN			2ND DOWN			3RD DOWN			4TH DOWN		
		Att	Yds	Avg	Att	Yds	Avg	Att	Yds	Avg	Att	Yds	Avg	Att	Yds	Avg	Att	Yds	Avg	Att	Yds	Avg	Att	Yds	Avg
09/13	at Carolina	28	156	5.6	22	134	6.1	11	82	7.5	0	0	0.0	28	135	4.8	22	167	7.6	13	85	6.5	2	1	0.5
09/21	New Orleans	34	174	5.1	23	74	3.2	17	124	7.3	2	3	1.5	31	264	8.5	15	84	5.6	11	76	6.9	0	0	0.0
09/27	at New England	--	--	--	--	--	--	--	--	--	--	--	--	--	--	--	--	--	--	--	--	--	--	--	--
10/04	Buffalo	--	--	--	--	--	--	--	--	--	--	--	--	--	--	--	--	--	--	--	--	--	--	--	--
10/11	at Kansas City	--	--	--	--	--	--	--	--	--	--	--	--	--	--	--	--	--	--	--	--	--	--	--	--
10/25	Tampa Bay	--	--	--	--	--	--	--	--	--	--	--	--	--	--	--	--	--	--	--	--	--	--	--	--
11/01	at Cleveland	--	--	--	--	--	--	--	--	--	--	--	--	--	--	--	--	--	--	--	--	--	--	--	--
11/08	at L.A. Chargers	--	--	--	--	--	--	--	--	--	--	--	--	--	--	--	--	--	--	--	--	--	--	--	--
11/15	Denver	--	--	--	--	--	--	--	--	--	--	--	--	--	--	--	--	--	--	--	--	--	--	--	--
11/22	Kansas City	--	--	--	--	--	--	--	--	--	--	--	--	--	--	--	--	--	--	--	--	--	--	--	--
11/29	at Atlanta	--	--	--	--	--	--	--	--	--	--	--	--	--	--	--	--	--	--	--	--	--	--	--	--
12/06	at N.Y. Jets	--	--	--	--	--	--	--	--	--	--	--	--	--	--	--	--	--	--	--	--	--	--	--	--
12/13	Indianapolis	--	--	--	--	--	--	--	--	--	--	--	--	--	--	--	--	--	--	--	--	--	--	--	--
12/17	L.A. Chargers	--	--	--	--	--	--	--	--	--	--	--	--	--	--	--	--	--	--	--	--	--	--	--	--
12/27	Miami	--	--	--	--	--	--	--	--	--	--	--	--	--	--	--	--	--	--	--	--	--	--	--	--
01/03	at Denver	--	--	--	--	--	--	--	--	--	--	--	--	--	--	--	--	--	--	--	--	--	--	--	--
TOTALS		62	330	5.3	45	208	4.6	28	206	7.4	2	3	1.5	59	399	6.8	37	251	6.8	24	161	6.7	2	1	0.5

# BIG RETURNS: KICKOFF AND PUNT

DATE	OPPONENT	QTR	RETURN	RAIDERS PLAYER	YDS.	DOWN	RESULT
09/13	at Carolina	3	Punt	Hunter Renfrow	27	LV 49	Field Goal
09/21	New Orleans	1	Kickoff	Jalen Richard	30	NO 20	Punt
09/27		--	--	--	--	--	--
10/04		--	--	--	--	--	--
10/11		--	--	--	--	--	--
10/25		--	--	--	--	--	--
11/01		--	--	--	--	--	--
11/08		--	--	--	--	--	--
11/15		--	--	--	--	--	--
11/22		--	--	--	--	--	--
11/29		--	--	--	--	--	--
12/06		--	--	--	--	--	--
12/13		--	--	--	--	--	--
12/17		--	--	--	--	--	--
12/27		--	--	--	--	--	--
01/03		--	--	--	--	--	--

## OPPONENT BIG RETURNS: KICKOFF AND PUNT

DATE	OPPONENT	QTR	RETURN	OPP. PLAYER	YDS.	DOWN	RESULT
09/13	at Carolina	1	Kickoff	Pharoh Cooper	38	CAR 35	Field Goal
		3	Kickoff	Pharoh Cooper	20	LV 49	Field Goal
		3	Kickoff	Pharoh Cooper	24	CAR 49	Touchdown
		4	Kickoff	Pharoh Cooper	27	LV 46	Punt
09/21	New Orleans	2	Kickoff	Deonte Harris	29	NO 35	Touchdown
		4	Kickoff	Deonte Harris	35	NO 35	Field Goal
09/27		--	--	--	--	--	--
10/04		--	--	--	--	--	--
10/11		--	--	--	--	--	--
10/25		--	--	--	--	--	--
11/01		--	--	--	--	--	--
11/08		--	--	--	--	--	--
11/15		--	--	--	--	--	--
11/22		--	--	--	--	--	--
11/29		--	--	--	--	--	--
12/06		--	--	--	--	--	--
12/13		--	--	--	--	--	--
12/17		--	--	--	--	--	--
12/27		--	--	--	--	--	--
01/03		--	--	--	--	--	--



# TAKEAWAYS AND OPPONENT TAKEAWAYS

## 2020 REGULAR SEASON - DEFENSIVE TAKEAWAYS

DATE	OPPONENT	TAKEAWAY	QTR.	SCORE	YD-LINE	RESULT
09/13	at Carolina	None				
09/21	New Orleans	N. Morrow INT (D. Brees)	2	14-17	NO-46	FG
09/27	at New England	--	--	--	--	--
10/04	Buffalo	--	--	--	--	--
10/11	at Kansas City	--	--	--	--	--
10/25	Tampa Bay	--	--	--	--	--
11/01	at Cleveland	--	--	--	--	--
11/08	at L.A. Chargers	--	--	--	--	--
11/15	Denver	--	--	--	--	--
11/22	Kansas City	--	--	--	--	--
11/29	at Atlanta	--	--	--	--	--
12/06	at N.Y. Jets	--	--	--	--	--
12/13	Indianapolis	--	--	--	--	--
12/17	L.A. Chargers	--	--	--	--	--
12/27	Miami	--	--	--	--	--
01/03	at Denver	--	--	--	--	--

## 2020 REGULAR SEASON - OFFENSIVE GIVEAWAYS

DATE	OPPONENT	GIVEAWAY	QTR.	SCORE	YD-LINE	RESULT
9/13	at Carolina	None				
9/21	New Orleans	D. Carr fumble (P. Williams FR)	4	24-17	NO-40	Punt
09/27	at New England	--	--	--	--	--
10/04	Buffalo	--	--	--	--	--
10/11	at Kansas City	--	--	--	--	--
10/25	Tampa Bay	--	--	--	--	--
11/01	at Cleveland	--	--	--	--	--
11/08	at L.A. Chargers	--	--	--	--	--
11/15	Denver	--	--	--	--	--
11/22	Kansas City	--	--	--	--	--
11/29	at Atlanta	--	--	--	--	--
12/06	at N.Y. Jets	--	--	--	--	--
12/13	Indianapolis	--	--	--	--	--
12/17	L.A. Chargers	--	--	--	--	--
12/27	Miami	--	--	--	--	--
01/03	at Denver	--	--	--	--	--

## 2020 REGULAR SEASON - TURNOVERS

<b>Offense:</b>	1 Giveaway 0 Points (0 TD, 0 FG)	<b>Ratio</b> 0 (1 take, 1 give)
<b>Defense:</b>	1 Takeaway 3 Points (0 TD, 1 FG)	
<b>Special Teams:</b>	0 Giveaways 0 Points (0 TD, 0 FG)	<b>Points Off Turnovers Ratio</b> +3 (3 scored, 0 allowed)
	0 Takeaways 0 Points (0 TD, 0 FG)	

# TURNOVER BREAKDOWN CHART - TEAM AND OPPONENT

		FORCED TURNOVERS			TURNOVERS CONVERTED					OUTCOME	
DATE	OPPONENT	FUM	INTS	TOTAL	TD	FG	PTS.	PTS. PCT.	TD PCT.	NET DIFF.	RESULT
09/13	Las Vegas	0	0	0	0	0	0	0.0	0.0	0	34-30
	at Carolina	0	0	0	0	0	0	0.0	0.0	0	Las Vegas
09/21	Las Vegas	0	1	1	0	1	3	100.0	0.0	0	34-24
	New Orleans	1	0	1	0	0	0	0.0	0.0	0	Las Vegas
09/27	at New England	--	--	--	--	--	--	--	--	--	--
10/04	Buffalo	--	--	--	--	--	--	--	--	--	--
10/11	at Kansas City	--	--	--	--	--	--	--	--	--	--
10/25	Tampa Bay	--	--	--	--	--	--	--	--	--	--
11/01	at Cleveland	--	--	--	--	--	--	--	--	--	--
11/08	at L.A. Chargers	--	--	--	--	--	--	--	--	--	--
11/15	Denver	--	--	--	--	--	--	--	--	--	--
11/22	Kansas City	--	--	--	--	--	--	--	--	--	--
11/29	at Atlanta	--	--	--	--	--	--	--	--	--	--
12/06	at N.Y. Jets	--	--	--	--	--	--	--	--	--	--
12/13	Indianapolis	--	--	--	--	--	--	--	--	--	--
12/17	L.A. Chargers	--	--	--	--	--	--	--	--	--	--
12/27	Miami	--	--	--	--	--	--	--	--	--	--
01/03	at Denver	--	--	--	--	--	--	--	--	--	--
	<b>RAIDERS</b>	<b>0</b>	<b>1</b>	<b>1</b>	<b>0</b>	<b>1</b>	<b>3</b>	<b>100.0</b>	<b>0.0</b>	<b>0</b>	<b>2-0</b>
	<b>OPPONENTS</b>	<b>1</b>	<b>0</b>	<b>1</b>	<b>0</b>	<b>0</b>	<b>0</b>	<b>0.0</b>	<b>0.0</b>	<b>0</b>	<b>0-2</b>

# RED ZONE EFFICIENCY

## RAIDERS 2020 REGULAR SEASON INSIDE 20 EFFICIENCY

RAIDERS																		
					Miss			Blk/					Drive Ends				Score	Pts/
Date	Opponent	Pos	TD	PAT	2-Pt.	PAT	FG	FGA	MFG	INT	Fum	Dwns	Half	Game	Pts	TD%	Pct.	Poss
09/13	at Carolina	4	3	3	0	0	1	1	0	0	0	0	0	0	24	75.0	100.0	6.0
09/21	New Orleans	4	3	3	0	0	1	1	0	0	0	0	0	0	24	75.0	100.0	6.0
09/27	at New England	--	--	--	--	--	--	--	--	--	--	--	--	--	--	--	--	--
10/04	Buffalo	--	--	--	--	--	--	--	--	--	--	--	--	--	--	--	--	--
10/11	at Kansas City	--	--	--	--	--	--	--	--	--	--	--	--	--	--	--	--	--
10/25	Tampa Bay	--	--	--	--	--	--	--	--	--	--	--	--	--	--	--	--	--
11/01	at Cleveland	--	--	--	--	--	--	--	--	--	--	--	--	--	--	--	--	--
11/08	at L.A. Chargers	--	--	--	--	--	--	--	--	--	--	--	--	--	--	--	--	--
11/15	Denver	--	--	--	--	--	--	--	--	--	--	--	--	--	--	--	--	--
11/22	Kansas City	--	--	--	--	--	--	--	--	--	--	--	--	--	--	--	--	--
11/29	at Atlanta	--	--	--	--	--	--	--	--	--	--	--	--	--	--	--	--	--
12/06	at N.Y. Jets	--	--	--	--	--	--	--	--	--	--	--	--	--	--	--	--	--
12/13	Indianapolis	--	--	--	--	--	--	--	--	--	--	--	--	--	--	--	--	--
12/17	L.A. Chargers	--	--	--	--	--	--	--	--	--	--	--	--	--	--	--	--	--
12/27	Miami	--	--	--	--	--	--	--	--	--	--	--	--	--	--	--	--	--
01/03	at Denver	--	--	--	--	--	--	--	--	--	--	--	--	--	--	--	--	--
TOTALS		8	6	6	0	0	2	2	0	0	0	0	0	0	48	75.0	100.0	6.0

## OPPONENT 2020 REGULAR SEASON INSIDE 20 EFFICIENCY

OPPONENT																		
					Miss			Blk/					Drive Ends				Score	Pts/
Date	Opponent	Pos	TD	PAT	2-Pt.	PAT	FG	FGA	MFG	INT	Fum	Dwns	Half	Game	Pts	TD%	Pct.	Poss
09/13	at Carolina	3	2	1	0	1	1	1	0	0	0	0	0	0	16	66.7	100.0	5.3
09/21	New Orleans	4	3	3	0	0	1	1	0	0	0	0	0	0	24	75.0	100.0	6.0
09/27	at New England	--	--	--	--	--	--	--	--	--	--	--	--	--	--	--	--	--
10/04	Buffalo	--	--	--	--	--	--	--	--	--	--	--	--	--	--	--	--	--
10/11	at Kansas City	--	--	--	--	--	--	--	--	--	--	--	--	--	--	--	--	--
10/25	Tampa Bay	--	--	--	--	--	--	--	--	--	--	--	--	--	--	--	--	--
11/01	at Cleveland	--	--	--	--	--	--	--	--	--	--	--	--	--	--	--	--	--
11/08	at L.A. Chargers	--	--	--	--	--	--	--	--	--	--	--	--	--	--	--	--	--
11/15	Denver	--	--	--	--	--	--	--	--	--	--	--	--	--	--	--	--	--
11/22	Kansas City	--	--	--	--	--	--	--	--	--	--	--	--	--	--	--	--	--
11/29	at Atlanta	--	--	--	--	--	--	--	--	--	--	--	--	--	--	--	--	--
12/06	at N.Y. Jets	--	--	--	--	--	--	--	--	--	--	--	--	--	--	--	--	--
12/13	Indianapolis	--	--	--	--	--	--	--	--	--	--	--	--	--	--	--	--	--
12/17	L.A. Chargers	--	--	--	--	--	--	--	--	--	--	--	--	--	--	--	--	--
12/27	Miami	--	--	--	--	--	--	--	--	--	--	--	--	--	--	--	--	--
01/03	at Denver	--	--	--	--	--	--	--	--	--	--	--	--	--	--	--	--	--
TOTALS		7	5	4	0	1	2	2	0	0	0	0	0	0	40	71.4	100.0	5.7

## RAIDERS

<u>Date/Opp.</u>	<u>Quarter</u>	<u>Score</u>	<u>Kicker</u>	<u>Recovered by</u>	<u>Yard line recovered at</u>
9/13 at Car.	-----	-----	-----	-----	-----
9/21 vs. NO	-----	-----	-----	-----	-----
9/27 at NE					
10/4 vs. Buf.					
10/11 at KC					
10/25 vs. TB					
11/1 at Cle.					
11/8 at LAC					
11/15 vs. Den.					
11/22 vs. KC					
11/29 at Atl.					
12/6 at NYJ					
12/13 vs. Ind.					
12/17 vs. LAC					
TBD vs. Mia.					
1/3 at Den.					

**Notes:**

## OPPONENTS

<u>Date/Opp.</u>	<u>Quarter</u>	<u>Score</u>	<u>Kicker</u>	<u>Recovered by</u>	<u>Yard line recovered at</u>
9/13 at Car.	-----	-----	-----	-----	-----
9/21 vs. NO	-----	-----	-----	-----	-----
9/27 at NE					
10/4 vs. Buf.					
10/11 at KC					
10/25 vs. TB					
11/1 at Cle.					
11/8 at LAC					
11/15 vs. Den.					
11/22 vs. KC					
11/29 at Atl.					
12/6 at NYJ					
12/13 vs. Ind.					
12/17 vs. LAC					
TBD vs. Mia.					
1/3 at Den.					

**Notes:**



RAIDERS						
DATE	OPPONENT	QUARTER	SCORE	TYPE	BLOCKED BY	RECOVERED BY
09/13	at Carolina	--	--	--	--	--
09/21	New Orleans	--	--	--	--	--
09/27	at New England	--	--	--	--	--
10/04	Buffalo	--	--	--	--	--
10/11	at Kansas City	--	--	--	--	--
10/25	Tampa Bay	--	--	--	--	--
11/01	at Cleveland	--	--	--	--	--
11/08	at L.A. Chargers	--	--	--	--	--
11/15	Denver	--	--	--	--	--
11/22	Kansas City	--	--	--	--	--
11/29	at Atlanta	--	--	--	--	--
12/06	at N.Y. Jets	--	--	--	--	--
12/13	Indianapolis	--	--	--	--	--
12/17	L.A. Chargers	--	--	--	--	--
12/27	Miami	--	--	--	--	--
01/03	at Denver	--	--	--	--	--

OPPONENTS						
DATE	OPPONENT	QUARTER	SCORE	TYPE	BLOCKED BY	RECOVERED BY
09/13	at Carolina	--	--	--	--	--
09/21	New Orleans	--	--	--	--	--
09/27	at New England	--	--	--	--	--
10/04	Buffalo	--	--	--	--	--
10/11	at Kansas City	--	--	--	--	--
10/25	Tampa Bay	--	--	--	--	--
11/01	at Cleveland	--	--	--	--	--
11/08	at L.A. Chargers	--	--	--	--	--
11/15	Denver	--	--	--	--	--
11/22	Kansas City	--	--	--	--	--
11/29	at Atlanta	--	--	--	--	--
12/06	at N.Y. Jets	--	--	--	--	--
12/13	Indianapolis	--	--	--	--	--
12/17	L.A. Chargers	--	--	--	--	--
12/27	Miami	--	--	--	--	--
01/03	at Denver	--	--	--	--	--

# TWO-POINT CONVERSIONS

RAIDERS					
DATE	OPPONENT	QUARTER	SCORE BEFORE TRY	RESULT	PLAY
09/13	at Carolina	--	--	--	--
09/21	New Orleans	--	--	--	--
09/27	at New England	--	--	--	--
10/04	Buffalo	--	--	--	--
10/11	at Kansas City	--	--	--	--
10/25	Tampa Bay	--	--	--	--
11/01	at Cleveland	--	--	--	--
11/08	at L.A. Chargers	--	--	--	--
11/15	Denver	--	--	--	--
11/22	Kansas City	--	--	--	--
11/29	at Atlanta	--	--	--	--
12/06	at N.Y. Jets	--	--	--	--
12/13	Indianapolis	--	--	--	--
12/17	L.A. Chargers	--	--	--	--
12/27	Miami	--	--	--	--
01/03	at Denver	--	--	--	--

OPPONENTS					
DATE	OPPONENT	QUARTER	SCORE BEFORE TRY	RESULT	PLAY
09/13	at Carolina	4	30-27, LV	Converted	Teddy Bridgewater pass to Robby Anderson
					TWO-POINT CONVERSION ATTEMPT. T.Bridgewater pass to R.Anderson is complete. ATTEMPT SUCCEEDS.
09/21	New Orleans	--	--	--	--
09/27	at New England	--	--	--	--
10/04	Buffalo	--	--	--	--
10/11	at Kansas City	--	--	--	--
10/25	Tampa Bay	--	--	--	--
11/01	at Cleveland	--	--	--	--
11/08	at L.A. Chargers	--	--	--	--
11/15	Denver	--	--	--	--
11/22	Kansas City	--	--	--	--
11/29	at Atlanta	--	--	--	--
12/06	at N.Y. Jets	--	--	--	--
12/13	Indianapolis	--	--	--	--
12/17	L.A. Chargers	--	--	--	--
12/27	Miami	--	--	--	--
01/03	at Denver	--	--	--	--

# SCORING BREAKDOWN

RAIDERS									
DATE	OPPONENT	FIRST QUARTER	SECOND QUARTER	FIRST HALF	THIRD QUARTER	FOURTH QUARTER	SECOND HALF	OVERTIME	TOTAL
09/13	at Carolina	7	10	17	10	7	17	--	34
09/21	New Orleans	0	17	17	7	10	17	--	34
12/31	at	--	--	0	--	--	0	--	--
12/31	at	--	--	0	--	--	0	--	--
12/31	at	--	--	0	--	--	0	--	--
12/31	at	--	--	0	--	--	0	--	--
12/31	at	--	--	0	--	--	0	--	--
12/31	at	--	--	0	--	--	0	--	--
12/31	at	--	--	0	--	--	0	--	--
12/31	at	--	--	0	--	--	0	--	--
12/31	at	--	--	0	--	--	0	--	--
12/31	at	--	--	0	--	--	0	--	--
12/31	at	--	--	0	--	--	0	--	--
12/31	at	--	--	0	--	--	0	--	--
12/31	at	--	--	0	--	--	0	--	--
12/31	at	--	--	0	--	--	0	--	--
09/27	at New England	--	--	--	--	--	--	--	--
10/04	Buffalo	--	--	--	--	--	--	--	--
10/11	at Kansas City	--	--	--	--	--	--	--	--
10/25	Tampa Bay	--	--	--	--	--	--	--	--
11/01	at Cleveland	--	--	--	--	--	--	--	--
11/08	at L.A. Chargers	--	--	--	--	--	--	--	--
11/15	Denver	--	--	--	--	--	--	--	--
11/22	Kansas City	--	--	--	--	--	--	--	--
11/29	at Atlanta	--	--	--	--	--	--	--	--
12/06	at N.Y. Jets	--	--	--	--	--	--	--	--
12/13	Indianapolis	--	--	--	--	--	--	--	--
12/17	L.A. Chargers	--	--	--	--	--	--	--	--
12/27	Miami	--	--	--	--	--	--	--	--
01/03	at Denver	--	--	--	--	--	--	--	--
<b>TOTALS</b>		<b>7</b>	<b>27</b>	<b>34</b>	<b>17</b>	<b>17</b>	<b>34</b>	<b>--</b>	<b>68</b>

OPPONENTS									
DATE	OPPONENT	FIRST QUARTER	SECOND QUARTER	FIRST HALF	THIRD QUARTER	FOURTH QUARTER	SECOND HALF	OVERTIME	TOTAL
09/13	at Carolina	9	6	15	0	15	15	--	30
09/21	New Orleans	10	7	17	0	7	7	--	24
12/31	at	--	--	0	--	--	0	--	--
12/31	at	--	--	0	--	--	0	--	--
12/31	at	--	--	0	--	--	0	--	--
12/31	at	--	--	0	--	--	0	--	--
12/31	at	--	--	0	--	--	0	--	--
12/31	at	--	--	0	--	--	0	--	--
12/31	at	--	--	0	--	--	0	--	--
12/31	at	--	--	0	--	--	0	--	--
12/31	at	--	--	0	--	--	0	--	--
12/31	at	--	--	0	--	--	0	--	--
12/31	at	--	--	0	--	--	0	--	--
12/31	at	--	--	0	--	--	0	--	--
12/31	at	--	--	0	--	--	0	--	--
12/31	at	--	--	0	--	--	0	--	--
09/27	at New England	--	--	--	--	--	--	--	--
10/04	Buffalo	--	--	--	--	--	--	--	--
10/11	at Kansas City	--	--	--	--	--	--	--	--
10/25	Tampa Bay	--	--	--	--	--	--	--	--
11/01	at Cleveland	--	--	--	--	--	--	--	--
11/08	at L.A. Chargers	--	--	--	--	--	--	--	--
11/15	Denver	--	--	--	--	--	--	--	--
11/22	Kansas City	--	--	--	--	--	--	--	--
11/29	at Atlanta	--	--	--	--	--	--	--	--
12/06	at N.Y. Jets	--	--	--	--	--	--	--	--
12/13	Indianapolis	--	--	--	--	--	--	--	--
12/17	L.A. Chargers	--	--	--	--	--	--	--	--
12/27	Miami	--	--	--	--	--	--	--	--
01/03	at Denver	--	--	--	--	--	--	--	--

# SCORING BREAKDOWN

TOTALS	19	13	32	0	22	22	--	54
--------	----	----	----	---	----	----	----	----



# GOAL TO GO SITUATIONS

## 2020 REGULAR SEASON - GOAL TO GO SITUATIONS

DATE	OPPONENT	OFFENSE	DEFENSE
09/13	at Carolina	TD - Run Field Goal - 20 yards TD - Run	TD - Run
09/21	New Orleans	TD - Pass TD - Pass	TD - Run TD - Pass TD - Run
09/27	at New England	--	--
10/04	Buffalo	--	--
10/11	at Kansas City	--	--
10/25	Tampa Bay	--	--
11/01	at Cleveland	--	--
11/08	at L.A. Chargers	--	--
11/15	Denver	--	--
11/22	Kansas City	--	--
11/29	at Atlanta	--	--
12/06	at N.Y. Jets	--	--
12/13	Indianapolis	--	--
12/17	L.A. Chargers	--	--
12/27	Miami	--	--
01/03	at Denver	--	--

### OFFENSE DEFENSE

Goal-To-Go Situations	5	4
Scores	5	4
Touchdowns	4	4
Field Goals	1	0
Total Points	31	28
Fumbles	0	0
Interceptions	0	0
Missed Field Goals	0	0
Lost on Downs	0	0
End of Half/Game	0	0

# GOAL TO GO SITUATIONS - DETAILED

## RAIDERS 2020 REGULAR SEASON GOAL-TO-GO

RAIDERS																		
					Miss			Blk/					Drive Ends				Score	Pts/
Date	Opponent	Pos	TD	PAT	2-Pt.	PAT	FG	FGA	MFG	INT	Fum	Dwns	Half	Game	Pts	TD%	Pct.	Poss
09/13	at Carolina	3	2	2	0	0	1	1	0	0	0	0	0	0	17	66.7	100.0	5.7
09/21	New Orleans	2	2	2	0	0	0	0	0	0	0	0	0	0	14	100.0	100.0	7.0
09/27	at New England	--	--	--	--	--	--	--	--	--	--	--	--	--	--	--	--	--
10/04	Buffalo	--	--	--	--	--	--	--	--	--	--	--	--	--	--	--	--	--
10/11	at Kansas City	--	--	--	--	--	--	--	--	--	--	--	--	--	--	--	--	--
10/25	Tampa Bay	--	--	--	--	--	--	--	--	--	--	--	--	--	--	--	--	--
11/01	at Cleveland	--	--	--	--	--	--	--	--	--	--	--	--	--	--	--	--	--
11/08	at L.A. Chargers	--	--	--	--	--	--	--	--	--	--	--	--	--	--	--	--	--
11/15	Denver	--	--	--	--	--	--	--	--	--	--	--	--	--	--	--	--	--
11/22	Kansas City	--	--	--	--	--	--	--	--	--	--	--	--	--	--	--	--	--
11/29	at Atlanta	--	--	--	--	--	--	--	--	--	--	--	--	--	--	--	--	--
12/06	at N.Y. Jets	--	--	--	--	--	--	--	--	--	--	--	--	--	--	--	--	--
12/13	Indianapolis	--	--	--	--	--	--	--	--	--	--	--	--	--	--	--	--	--
12/17	L.A. Chargers	--	--	--	--	--	--	--	--	--	--	--	--	--	--	--	--	--
12/27	Miami	--	--	--	--	--	--	--	--	--	--	--	--	--	--	--	--	--
01/03	at Denver	--	--	--	--	--	--	--	--	--	--	--	--	--	--	--	--	--
TOTALS		5	4	4	0	0	1	1	0	0	0	0	0	0	31	80.0	100.0	6.2

## OPPONENT 2020 REGULAR SEASON GOAL-TO-GO

OPPONENT																		
					Miss			Blk/					Drive Ends				Score	Pts/
Date	Opponent	Pos	TD	PAT	2-Pt.	PAT	FG	FGA	MFG	INT	Fum	Dwns	Half	Game	Pts	TD%	Pct.	Poss
09/13	at Carolina	1	1	1	0	0	0	0	0	0	0	0	0	0	7	100.0	100.0	7.0
09/21	New Orleans	3	3	3	0	0	0	0	0	0	0	0	0	0	21	100.0	100.0	7.0
09/27	at New England	--	--	--	--	--	--	--	--	--	--	--	--	--	--	--	--	--
10/04	Buffalo	--	--	--	--	--	--	--	--	--	--	--	--	--	--	--	--	--
10/11	at Kansas City	--	--	--	--	--	--	--	--	--	--	--	--	--	--	--	--	--
10/25	Tampa Bay	--	--	--	--	--	--	--	--	--	--	--	--	--	--	--	--	--
11/01	at Cleveland	--	--	--	--	--	--	--	--	--	--	--	--	--	--	--	--	--
11/08	at L.A. Chargers	--	--	--	--	--	--	--	--	--	--	--	--	--	--	--	--	--
11/15	Denver	--	--	--	--	--	--	--	--	--	--	--	--	--	--	--	--	--
11/22	Kansas City	--	--	--	--	--	--	--	--	--	--	--	--	--	--	--	--	--
11/29	at Atlanta	--	--	--	--	--	--	--	--	--	--	--	--	--	--	--	--	--
12/06	at N.Y. Jets	--	--	--	--	--	--	--	--	--	--	--	--	--	--	--	--	--
12/13	Indianapolis	--	--	--	--	--	--	--	--	--	--	--	--	--	--	--	--	--
12/17	L.A. Chargers	--	--	--	--	--	--	--	--	--	--	--	--	--	--	--	--	--
12/27	Miami	--	--	--	--	--	--	--	--	--	--	--	--	--	--	--	--	--
01/03	at Denver	--	--	--	--	--	--	--	--	--	--	--	--	--	--	--	--	--
TOTALS		4	4	4	0	0	0	0	0	0	0	0	0	0	28	100.0	100.0	7.0

## RAIDERS

<u>Date/Opp.</u>	<u>Quarter</u>	<u>Score</u>	<u>Initial Ruling</u>	<u>Final Ruling</u>
------------------	----------------	--------------	-----------------------	---------------------

Notes:

## OPPONENTS

<u>Date/Opp.</u>	<u>Quarter</u>	<u>Score</u>	<u>Initial Ruling</u>	<u>Final Ruling</u>
9/21 vs. NO	4	24-17, LV	Receiver not down by contact	Upheld

Notes: Opponents are 0-1.

## REPLAY OFFICIAL

<u>Date/Opp.</u>	<u>Quarter</u>	<u>Score</u>	<u>Initial Ruling</u>	<u>Final Ruling</u>
------------------	----------------	--------------	-----------------------	---------------------

Notes:

# TEAM RECORD WHEN...

## RAIDERS 2020 REGULAR SEASON RECORD WHEN...

CATEGORY	2020 SEASON		CATEGORY	2020 SEASON	
	W-L			W-L	
RAIDERS AT ALLEGIANT STADIUM	1-0		IN SEPTEMBER	2-0	
RAIDERS ON THE ROAD	1-0		IN OCTOBER	0-0	
RAIDERS ON GRASS	2-0		IN NOVEMBER	0-0	
RAIDERS ON ARTIFICIAL TURF	0-0		IN DECEMBER	0-0	
RAIDERS IN DOMES	0-0		IN JANUARY	0-0	
RAIDERS IN RETRACTABLE ROOF STADIUMS	0-0				
RAIDERS OUTDOORS	0-0		ON SUNDAY NIGHT	0-0	
RAIDERS INDOORS	0-0		ON THURSDAY NIGHT	0-0	
ALLEGIANT STADIUM ROOF OPEN	0-0		ON MONDAY NIGHT	0-0	
ALLEGIANT STADIUM ROOF CLOSED	0-0		ON SATURDAY	0-0	
RAIDERS SCORE FIRST	0-0		DAY GAMES	2-0	
OPPONENT SCORES FIRST	2-0		KICKOFF AT 12:00 PDT	0-0	
RAIDERS SCORE ON FIRST POSSESSION	0-0		KICKOFF AT 3:00/3:05/3:15/3:35 PDT	0-0	
RAIDERS SCORE 20 OR MORE POINTS	2-0		NIGHT GAMES	0-0	
RAIDERS SCORE 19 OR LESS POINTS	0-0				
RAIDERS ALLOW 20 OR MORE	2-0		VS. AFC WEST OVERALL	0-0	
RAIDERS ALLOW 19 OR LESS POINTS	0-0		VS. AFC WEST AT HOME	0-0	
			VS. AFC WEST ON THE ROAD	0-0	
RAIDERS LEAD AFTER 1ST QUARTER	0-0				
RAIDERS TRAIL AFTER 1ST QUARTER	2-0		VS. AFC	0-0	
SCORE TIED AFTER 1ST QUARTER	0-0		VS. AFC EAST	0-0	
RAIDERS LEAD AT HALFTIME	1-0		VS. AFC SOUTH	0-0	
RAIDERS TRAIL AT HALFTIME	0-0		VS. AFC NORTH	0-0	
SCORE TIED AT HALFTIME	1-0				
RAIDERS LEAD AFTER 3RD QUARTER	2-0		VS. NFC	2-0	
RAIDERS TRAIL AFTER 3RD QUARTER	0-0		VS. NFC EAST	0-0	
SCORE TIED AFTER 3RD QUARTER	0-0		VS. NFC SOUTH	2-0	
GAME GOES TO OVERTIME	0-0		VS. NFC NORTH	0-0	
			VS. NFC WEST	0-0	
RAIDERS HAVE + TURNOVER RATIO	0-0				
RAIDERS HAVE - TURNOVER RATIO	0-0				
TURNOVER RATIO EVEN	2-0				
RAIDERS HAVE 30:00+TOP	2-0				
RAIDERS HAVE LESS THAN 30:00 TOP	0-0				
RAIDERS HAVE 100-YARD RUSHER	0-0				
RAIDERS HAVE 300 NET PASSING YARDS	0-0				
RAIDERS HAVE 1 100-YARD RECEIVER	1-0				
RAIDERS HAVE 2 100-YARD RECEIVERS	0-0				
RAIDERS WIN COIN TOSS	1-0				
RAIDERS LOSE COIN TOSS	1-0				

## BY RAIDERS

## BY OPPONENT

### RUSHING

227 yards, Napoleon Kaufman vs. Denver, 10/19/97	200 YARDS RUSHING	203 yards, Adrian Peterson vs. Minnesota, 11/15/15
150 yards, Rashad Jennings @ Houston, 11/17/13	150-199 YARDS RUSHING	151 yards, LeSean McCoy @ Buffalo, 10/29/17
104 yards, Josh Jacobs @ Kansas City, 12/01/19	100-149 YARDS RUSHING	103 yards, Derrick Henry vs. Tennessee, 12/08/19
104 yards, Josh Jacobs @ Kansas City, 12/01/19	100 YARDS RUSHING	103 yards, Derrick Henry vs. Tennessee, 12/08/19
* Never Has Happened *	FIVE TOUCHDOWNS RUSHING	* Never Has Happened *
* Never Has Happened *	FOUR TOUCHDOWNS RUSHING	4 tds, Doug Martin: (45, 70, 67, 1) vs. Tampa Bay, 11/04/12
3 tds, Josh Jacobs: (7, 1, 6) @ Carolina, 09/13/20	THREE TOUCHDOWNS RUSHING	3 tds, C.J. Anderson: (11, 1, 25) @ Denver, 12/28/14
3 tds, Josh Jacobs: (7, 1, 6) @ Carolina, 09/13/20	TWO TOUCHDOWNS RUSHING	2 tds, Alvin Kamara: (1, 3) vs. New Orleans, 09/21/20
Rich Gannon/Tyrone Wheatley @ Indianapolis, 09/10/00	TWO PLAYERS WITH TWO TD RUSHING	* Never Has Happened *
150 yards, Rashad Jennings @ San Diego, 11/10/11	150 YARDS RUSHING	151 yards, LeSean McCoy vs. Minnesota, 11/15/15
30 att., Darren McFadden vs. Kansas City, 12/16/12	30+ RUSHING ATTEMPTS	30 att., Andre Brown @ N.Y. Giants, 11/10/13
30 att., Darren McFadden vs. Kansas City, 12/16/12	30-39 RUSHING ATTEMPTS	30 att., Andre Brown @ N.Y. Giants, 11/10/13
* Never Has Happened *	40+ RUSHING ATTEMPTS	* Never Has Happened *
* Never Has Happened *	400 YARDS RUSHING (TEAM)	* Never Has Happened *
328 yards, Las Vegas 59, Denver 14 @ Denver, 10/24/10	300 YARDS RUSHING (TEAM)	316 yards, N.Y. Jets 38, Las Vegas 0 vs. N.Y. Jets, 10/25/09
210 yards, Las Vegas 33, Indianapolis 25 vs. Indianapolis, 12/24/16	200 YARDS RUSHING (TEAM)	211 yards, Minnesota 34, Las Vegas 14 @ Minnesota, 09/22/19

### RECEIVING

107 yards/102 yards, Darren Waller/Hunter Renfrow @ Denver, 12/29/19	TWO 100-YARD RECEIVERS	132 yards/126 yards, Kenny Golladay/Marvin Jones Jr. vs. Detroit, 11/03/19
210 yards, Amari Cooper vs. Kansas City, 10/19/17	200 YARDS RECEIVING	284 yards, Antonio Brown @ Pittsburgh, 11/08/15
103 yards, Darren Waller vs. New Orleans, 09/21/20	100 YARDS RECEIVING	114 yards, Robby Anderson @ Carolina, 09/13/20
* Never Has Happened *	FIVE TOUCHDOWN RECEPTIONS	5 tds, Kellen Winslow vs. San Diego, 11/22/81
4 tds, Art Powell vs. Houston, 12/22/63	FOUR TOUCHDOWN RECEPTIONS	4 tds, Jamaal Charles: (49, 39, 16, 71) vs. Kansas City, 12/15/13
3 tds, Michael Crabtree: (2, 26, 1) vs. N.Y. Jets, 09/17/17	THREE TOUCHDOWN RECEPTIONS	4 tds, Jamaal Charles: (49, 39, 16, 71) vs. Kansas City, 12/15/13
2 tds, Darren Waller: (17, 7) @ Green Bay, 10/20/19	TWO TOUCHDOWN RECEPTIONS	2 tds, Chris Conley: (6, 4) vs. Jacksonville, 12/15/19
Rickey Dudley/Jeremy Bringham vs. Carolina, 12/24/00	TWO PLAYERS WITH TWO TD RECEPTIONS	Emmanuel Sanders: (15, 32)/Julius Thomas: (10, 32) vs. Denver, 11/09/14
173 yards, Jordy Nelson vs. L.A. Rams, 09/10/18	150 YARDS RECEIVING	153 yards, A.J. Brown vs. Kansas City, 09/15/19
12 , Darren Waller vs. New Orleans, 09/21/20	10 OR MORE RECEPTIONS	11 , DeAndre Hopkins @ Houston, 10/27/19
103 yards, Darren Waller vs. New Orleans, 09/21/20	100-149 YARDS RECEIVING	114 yards, Robby Anderson @ Carolina, 09/13/20
173 yards, Jordy Nelson @ Miami, 09/23/18	150-199 YARDS RECEIVING	153 yards, A.J. Brown vs. Tennessee, 12/08/19
210 yards, Amari Cooper vs. Kansas City, 10/19/17	200-299 YARDS RECEIVING	284 yards, Antonio Brown @ Pittsburgh, 11/08/15
* Never Has Happened *	300+ YARDS RECEIVING	* Never Has Happened *

### PASSING

513 yards, Derek Carr @ Tampa Bay, 10/30/16	500 YARDS PASSING	504 yards, Elvis Grbac vs. Kansas City, 11/05/00
437 yards, Derek Carr vs. Cleveland, 09/30/18	400 YARDS PASSING	406 yards, Matthew Stafford vs. Detroit, 11/03/19
391 yards, Derek Carr @ Denver, 12/29/19	300 YARDS PASSING	312 yards, Drew Brees vs. New Orleans, 09/21/20
* Never Has Happened *	SEVEN TOUCHDOWN PASSES	* Never Has Happened *
6 tds, Daryle Lamonica vs. Buffalo, 10/19/69	SIX TOUCHDOWN PASSES	7 tds, Nick Foles: (2, 17, 63, 15, 25, 46, 5) vs. Philadelphia, 11/03/13
5 tds, Kerry Collins: (18, 32, 18, 45, 3) vs. Tennessee, 12/19/04	FIVE TOUCHDOWN PASSES	5 tds, Aaron Rodgers: (21, 2, 37, 3, 74) @ Green Bay, 10/20/19
4 tds, Derek Carr: (8, 7, 19, 7) vs. Cleveland, 09/30/18	FOUR TOUCHDOWN PASSES	5 tds, Aaron Rodgers: (21, 2, 37, 3, 74) @ Green Bay, 10/20/19
3 tds, Derek Carr: (3, 15, 1) vs. New Orleans, 09/21/20	THREE TOUCHDOWN PASSES	3 tds, Ryan Tannehill: (91, 16, 17) vs. Tennessee, 12/08/19
2 ints, Derek Carr @ Kansas City, 12/01/19	TWO INTERCEPTIONS THROWN	3 ints, Philip Rivers vs. L.A. Chargers, 11/07/19
3 ints, Derek Carr vs. L.A. Rams, 09/10/18	THREE INTERCEPTIONS THROWN	3 ints, Philip Rivers vs. L.A. Chargers, 11/07/19
4 ints, Matthew McGloin vs. Kansas City, 12/15/13	FOUR INTERCEPTIONS THROWN	4 ints, Jake Delhomme vs. Carolina, 11/09/08
5 ints, Jim Plunkett vs. Kansas City, 10/05/80	FIVE INTERCEPTIONS THROWN	5 ints, Steve Pelluer @ Dallas, 11/09/86
6 ints, Donald Hollas vs. Miami, 12/06/98	SIX INTERCEPTIONS THROWN	* Never Has Happened *
7 ints, Ken Stabler vs. Denver, 10/16/77	SEVEN+ INTERCEPTIONS THROWN	* Never Has Happened *

### COMBINED YARDS

130 yards/437 yards, Marshawn Lynch/Derek Carr vs. Cleveland, 09/30/18	100-YARD RUSHER AND 300-YARD PASSER	103 yards/391 yards, Derrick Henry/Ryan Tannehill vs. Tennessee, 12/08/19
107/102 yards/391 yards, Darren Waller/Hunter Renfrow/Derek Carr @ Denver, 12/29/19	100-YARD RECEIVER AND 300-YARD PASSER	153 yards/391 yards, A.J. Brown/Ryan Tannehill vs. Tennessee, 12/08/19
104 yards/100 yards, Josh Jacobs/Darren Waller @ Kansas City, 12/01/19	100-YARD RUSHER AND 100-YARD RECEIVER	103 yards/153 yards, Derrick Henry/A.J. Brown vs. Tennessee, 12/08/19
130 yards/437 yards/128 yards, Marshawn Lynch/Derek Carr Amari Cooper vs. Cleveland, 09/30/18	100-YARD RUSHER, 300-YARD PASSER, 100-YARD RECEIVER	103 yards/391 yards/153 yards, Derrick Henry/Ryan Tannehill A.J. Brown vs. Tennessee, 12/08/19
130 yards/128/110 yards, Marshawn Lynch/Amari Cooper/Jared Cook vs. Cleveland, 09/30/18	100-YARD RUSHER/TWO 100-YARD RECEIVERS	117 yards/118/101 yards, Rudi Johnson/T.J. Houshmandzadeh/Chad Johnson @ Cincinnati, 12/10/06
107/102 yards/391 yards, Darren Waller/Hunter Renfrow/Derek Carr @ Denver, 12/29/19	TWO 100-YARD RECEIVERS/300-YARD PASSER	132/126 yards/406 yards, Kenny Golladay/Marvin Jones Jr./Matthew Stafford vs. Detroit, 11/03/19

### DEFENSE



# THE LAST TIME

56 yards, Erik Harris: (6:14) (Shotgun) 17-P.Rivers pass short middle intended for 86-H.Henry INTERCEPTED by 25-E.Harris [98-M.Crosby] at OAK 44, 25-E.Harris for 56 yards, TOUCHDOWN. vs. L.A. Chargers, 11/07/19

INTERCEPTED PASS RETURNED FOR A TOUCHDOWN

46 yards, Juan Thornhill: (3:52) (Shotgun) 4-D.Carr pass short right intended for 16-T.Williams INTERCEPTED by 22-J.Thornhill at OAK 46, 22-J.Thornhill for 46 yards, TOUCHDOWN. @ Kansas City, 12/01/19

18 yards, Keith McGill: (3:51) 18-P.Manning up the middle to DEN 23 for no gain (91-J.Tuck). FUMBLES (91-J.Tuck), RECOVERED by OAK-39-K.McGill at DEN 18. 39-K.McGill for 18 yards, TOUCHDOWN. The Replay Official challenged the backward pass ruling, and the play was Upheld. The ruling on the field stands. @ Denver, 12/28/14

FUMBLE RETURNED FOR A TOUCHDOWN

47 yards, Jayon Brown: (13:25) (No Huddle, Shotgun) 4-D.Carr pass short left to 83-D.Waller to OAK 48 for 3 yards (23-T.Smith). FUMBLES (23-T.Smith), RECOVERED by TEN-55-J.Brown at OAK 47. 55-J.Brown for 47 yards, TOUCHDOWN. vs. Tennessee, 12/08/19

Denico Autry: (2:16) (Shotgun) 17-P.Rivers sacked in End Zone for -6 yards, SAFETY (96-D.Autry). vs. San Diego, 12/24/15

SAFETY SCORED

D.J. Alexander: (9:05) 7-M.King punt is BLOCKED by 57-D.Alexander, Center-47-T.Gafford, ball out of bounds in End Zone, SAFETY. @ Kansas City, 01/03/16

4.0 sk, Maxx Crosby vs. Cincinnati, 11/17/19

TWO SACK GAME

2.0 sk, Yannick Ngakoue vs. Jacksonville, 12/15/19

4.0 sk, Maxx Crosby vs. Cincinnati, 11/17/19

THREE SACK GAME

3.0 sk, Geno Atkins @ Cincinnati, 12/16/18

4.0 sk, Maxx Crosby vs. Cincinnati, 11/17/19

FOUR SACK GAME

4.0 sk, Brian Orakpo vs. Washington, 12/13/09

5.0 sk, Khalil Mack @ Denver, 12/13/15

FIVE+ SACK GAME

6.0 sk, Derrick Thomas @ Kansas City, 09/06/98

Las Vegas 15, Kansas City 0 vs. Kansas City, 12/16/12

SHUTOUT

L.A. Rams 52, Las Vegas 0 @ St. Louis, 11/30/14

William Thomas/Eric Allen vs. N.Y. Jets, 12/10/00

TWO INTERCEPTIONS BY TEAMMATES

\* Never Has Happened \*

73 yards, Kamerion Wimbley vs. Chicago, 11/27/11

70+ YARD INTERCEPTION RETURN

74t yards, Chris Harris Jr. vs. Denver, 10/11/15

2 ints, Erik Harris vs. L.A. Chargers, 11/07/19

TWO INTERCEPTIONS

2 ints, Xavier Howard @ Miami, 09/23/18

3 ints, Rod Woodson vs. Tennessee, 09/29/02

THREE INTERCEPTIONS

3 ints, Walt Harris @ San Francisco, 10/08/06

\* Never Has Happened \*

FOUR INTERCEPTIONS

\* Never Has Happened \*

24 yards, Denver 16, Las Vegas 10 @ Denver, 10/01/17

LESS THAN 25 RUSHING YARDS

19 yards, Las Vegas 24, L.A. Chargers 17 @ L.A. Chargers, 12/22/19

41 yards, L.A. Chargers 26, Las Vegas 10 @ L.A. Chargers, 10/07/18

LESS THAN 50 RUSHING YARDS

19 yards, Las Vegas 24, L.A. Chargers 17 @ L.A. Chargers, 12/22/19

42 yards, Denver 23, Las Vegas 3 vs. Denver, 09/27/09

LESS THAN 50 NET PASSING YARDS

26 yards, Tennessee 13, Las Vegas 9 @ Tennessee, 10/28/07

96 yards, Washington 27, Las Vegas 10 @ Washington, 09/24/17

LESS THAN 100 NET PASSING YARDS

73 yards, Las Vegas 17, Cincinnati 10 vs. Cincinnati, 11/17/19

128 yards, Washington 27, Las Vegas 10 @ Washington, 09/24/17

LESS THAN 150 YARDS NET OFFENSE

119 yards, Las Vegas 15, Kansas City 0 vs. Kansas City, 12/16/12

4 to, Kansas City 35, Las Vegas 3 @ Kansas City, 12/30/18

FORCED FOUR TURNOVERS

4 to, Las Vegas 45, Cleveland 42 vs. Cleveland, 09/30/18

5 to, Philadelphia 19, Las Vegas 10 @ Philadelphia, 12/25/17

FORCED FIVE+ TURNOVERS

5 to, Las Vegas 27, L.A. Chargers 17 vs. San Diego, 10/06/13

\* Never Has Happened \*

FOUR OR MORE INTERCEPTION GAME

\* Never Has Happened \*

## SPECIAL TEAMS

101 yards, Jacoby Ford: 4-P.Dawson kicks 66 yards from CLV 35 to OAK -1. 12-J.Ford for 101 yards, TOUCHDOWN. The Replay Assistant challenged the runner was in bounds ruling, and the play was Upheld. vs. Cleveland, 10/16/11

KICKOFF RETURNED FOR A TOUCHDOWN

93 yards, Cordarrelle Patterson: 11-S.Janikowski kicks 58 yards from OAK 35 to MIN 7. 84-C.Patterson for 93 yards, TOUCHDOWN. vs. Minnesota, 11/15/15

99 yards, Dwayne Harris: (10:35) 3-C.Wadman punts 65 yards to OAK 1, Center-42-C.Kreiter. 17-D.Harris for 99 yards, TOUCHDOWN. The Replay Official reviewed the kick touched ruling, and the play was Upheld. The ruling on the field stands. vs. Denver, 12/24/18

PUNT RETURNED FOR A TOUCHDOWN

70 yards, Cyrus Jones: (13:01) (Punt formation) 5-J.Townsend punts 52 yards to BLT 30, Center-47-T.Sieg. 27-C.Jones for 70 yards, TOUCHDOWN. @ Baltimore, 11/25/18

\* Never Has Happened \*

BLOCKED FIELD GOAL RETURNED FOR A TOUCHDOWN

72 yards, Ray Mickens: Cole Ford, kicker @ N.Y. Jets, 09/21/97

Denico Autry: (14:03) 9-J.Ryan punt is BLOCKED by 96-D.Autry, Center-49-C.Gresham, RECOVERED by OAK-12-B.Butler at SEA 0. TOUCHDOWN. @ Seattle, 11/02/14

BLOCKED PUNT RETURNED FOR A TOUCHDOWN

Antonio Allen: (4:00) 7-M.King punt is BLOCKED by 39-A.Allen, Center-59-J.Condo, RECOVERED by NYJ-39-A.Allen at OAK 0. TOUCHDOWN. @ N.Y. Jets, 12/08/13

53 yards, Giorgio Tavecchio: (4:56) 2-G.Tavecchio 53 yard field goal is BLOCKED (21-E.Murray), Center-59-J.Condo, Holder-7-M.King. vs. Kansas City, 10/19/17

BLOCKED FIELD GOAL

50 yards, Nick Rose: (8:43) 6-N.Rose 50 yard field goal is BLOCKED (78-J.Ellis), Center-47-M.Windt, Holder-10-K.Clemens, RECOVERED by OAK-39-K.McGill at LAC 30. 39-K.McGill to LAC 30 for no gain (10-K.Clemens). @ L.A. Chargers, 12/31/17

Marquette King: (9:05) 7-M.King punt is BLOCKED by 57-D.Alexander, Center-47-T.Gafford, ball out of bounds in End Zone, SAFETY. @ Kansas City, 01/03/16

BLOCKED PUNT

Jon Ryan: (14:03) 9-J.Ryan punt is BLOCKED by 96-D.Autry, Center-49-C.Gresham, RECOVERED by OAK-12-B.Butler at SEA 0. TOUCHDOWN. @ Seattle, 11/02/14

Daniel Carlson: 8-D.Carlson extra point is No Good, Wide Right, Center-47-T.Sieg, Holder-6-A.Cole. vs. L.A. Chargers, 11/07/19

MISSED POINT AFTER TOUCHDOWN ATTEMPT

Joey Slye: 4-J.Slye extra point is No Good, Wide Left, Center-44-J.Jansen, Holder-3-J.Charlton. @ Carolina, 09/13/20

Harrison Butker: 7-H.Butker extra point is Blocked (99-A.Key), Center-41-J.Winchester, Holder-2-D.Colquitt. vs. Kansas City, 12/02/18

POINT AFTER TOUCHDOWN ATTEMPT BLOCKED

Daniel Carlson: 8-D.Carlson extra point is Blocked (92-T.Kpassagnon), Center-47-T.Sieg, Holder-6-A.Cole. DEFENSIVE TWO-POINT ATTEMPT. 35-C.Ward recovered the blocked kick. ATTEMPT SUCCEEDS. @ Kansas City, 12/01/19

Erik Harris: 2-G.Tavecchio kicks onside 22 yards from OAK 35 to KC 43, impetus ends at OAK 49, out of bounds. Oakland challenged the runner was out of bounds ruling, and the play was REVERSED. 2-G.Tavecchio kicks onside 22 yards from OAK 35 to KC 43, impetus ends at OAK 49. RECOVERED by OAK-41-E.Harris. @ Kansas City, 12/10/17

SUCCESSFUL ONSIDE KICK

Cody Parkey: 1-C.Parkey kicks onside 13 yards from MIA 35 to MIA 48. RECOVERED by MIA-1-C.Parkey. @ Miami, 11/05/17

3 fg, Daniel Carlson: (23, 33, 28) @ Denver, 12/29/19

THREE FIELD GOALS

3 fg, Joey Slye: (46, 31, 47) @ Carolina, 09/13/20

4 fg, Giorgio Tavecchio: (20, 52, 52, 43) @ Tennessee, 09/10/17

FOUR FIELD GOALS

4 fg, Greg Zuerlein: (20, 28, 55, 20) vs. L.A. Rams, 09/10/18

5 fg, Sebastian Janikowski: (20, 50, 57, 30, 41) vs. Kansas City, 12/16/12

FIVE FIELD GOALS

5 fg, Nate Kaeding: (23, 28, 19, 41, 45) vs. San Diego, 09/10/12

6 fg, Sebastian Janikowski: (40, 47, 42, 37, 19, 44) vs. Chicago, 11/27/11

SIX FIELD GOALS

6 fg, Greg Davis: (30, 22, 38, 43, 33, 33) vs. San Diego, 10/05/97

54 yards, Daniel Carlson: (1:08) 2-D.Carlson 54 yard field goal is GOOD, Center-47-T.Sieg, Holder-6-A.Cole. vs. New Orleans, 09/21/20

MADE FIELD GOAL OF 50 YARDS OR LONGER

51 yards, Brandon McManus: (15:00) 8-B.McManus 51 yard field goal is GOOD, Center-42-C.Kreiter, Holder-6-C.Wadman. @ Denver, 12/29/19

63 yards, Sebastian Janikowski @ Denver, 09/12/11

60+ YARD FIELD GOAL

62 yards, Stephen Gostkowski vs. New England, 11/19/17

60 yds, AJ Cole @ Minnesota, 09/22/19

60-69 YARD PUNT

60 yds, Joseph Charlton @ Carolina, 09/13/20

74 yds, AJ Cole @ L.A. Chargers, 12/22/19

70+ YARD PUNT

71 yds, Dustin Colquitt vs. Kansas City, 12/16/12

53 yards, Johnnie Lee Higgins vs. St. Louis, 09/19/10

50-69 YARD PUNT RETURN

50 yards, Tyreek Hill vs. Kansas City, 10/16/16

99t yards, Dwayne Harris vs. Denver, 12/24/18

90+ YARD PUNT RETURN

90t yards, Eric Decker @ Denver, 09/12/11

52 yards, Trevor Davis vs. Chicago, 10/06/19

50-69 YARD KICKOFF RETURN

60 yards, Devin Hester @ Baltimore, 10/02/16

91 yards, Bryan McCann @ Kansas City, 12/24/11

90+ YARD KICKOFF RETURN

93t yards, Cordarrelle Patterson vs. Minnesota, 11/15/15

10 punts, Marquette King @ Denver, 12/13/15

PUNTED 10+ TIMES

10 punts, Darren Bennett @ San Diego, 12/28/03

## TEAM/MISCELLANEOUS

565 yards, Las Vegas 565, Cleveland 487 vs. Cleveland, 09/30/18	500 TOTAL YARDS OF OFFENSE	552 yards, Tennessee 552, Las Vegas 355 vs. Tennessee, 12/08/19
477 yards, Las Vegas 477, Denver 238 @ Denver, 12/29/19	400 TOTAL YARDS OF OFFENSE	424 yards, New Orleans 424, Las Vegas 375 vs. New Orleans, 09/21/20
ST: (3:43) (Shotgun) M.Bush up the middle for 3 yards, TOUCHDOWN.ST: (1:21) J.Campbell pass short right to Z.Miller for 1 yard, TOUCHDOWN. San Diego challenged the pass completion ruling, and the play was Upheld. (Timeout #1 at 01:13.)DEF: (1:10) (Shotgun) P.Rivers sacked at OAK 36 for -3 yards (M.Huff). FUMBLES (M.Huff), RECOVERED by OAK-T.Branch at OAK 36. T.Branch for 64 yards, TOUCHDOWN. The Replay Assistant challenged the fumble ruling, and the play was Upheld.OFF: (10:37) M.Scifres punt is BLOCKED by B.Myers, Center-E.Albright, RECOVERED by OAK-H.Eugene at SD 5. H.Eugene for 5 yards, TOUCHDOWN. vs. San Diego, 10/10/10	TOUCHDOWN ON OFFENSE, DEFENSE AND SPECIAL TEAMS	ST: (8:16) L.Jackson left end for 5 yards, TOUCHDOWN.ST: (11:20) (Shotgun) L.Jackson pass short right to M.Crabtree for 8 yards, TOUCHDOWN.DEF: (6:11) (No Huddle, Shotgun) D.Carr sacked at OAK 33 for -5 yards (M.Judon). FUMBLES (M.Judon) [M.Judon], RECOVERED by BLT-T.Suggs at OAK 43. T.Suggs for 43 yards, TOUCHDOWN. Suggs' 3rd career touchdown.OFF: (13:01) (Punt formation) J.Townsend punts 52 yards to BLT 30, Center-T.Sieg. C.Jones for 70 yards, TOUCHDOWN. @ Baltimore, 11/25/18
Derek Carr: (Pass formation) TWO-POINT CONVERSION ATTEMPT. 4-D.Carr pass to 82-J.Nelson is complete. ATTEMPT SUCCEEDS. vs. Cleveland, 09/30/18	MADE TWO-POINT CONVERSION	Teddy Bridgewater: TWO-POINT CONVERSION ATTEMPT. 5-T.Bridgewater pass to 11-R.Anderson is complete. ATTEMPT SUCCEEDS. @ Carolina, 09/13/20
Derek Carr: (Pass formation) TWO-POINT CONVERSION ATTEMPT. 4-D.Carr pass to 13-H.Renfrow is incomplete. ATTEMPT FAILS. @ Denver, 12/29/19	FAILED TWO-POINT CONVERSION	Baker Mayfield: (Pass formation) TWO-POINT CONVERSION ATTEMPT. 6-B.Mayfield pass to 11-A.Callaway is incomplete. ATTEMPT FAILS. vs. Cleveland, 09/30/18
Las Vegas 59, Denver 14 @ Denver, 10/24/10	50 POINTS	L.A. Rams 52, Las Vegas 0 @ St. Louis, 11/30/14
Las Vegas 45, Cleveland 42 vs. Cleveland, 09/30/18	40 POINTS	Tennessee 42, Las Vegas 21 vs. Tennessee, 12/08/19
Las Vegas 45, Cleveland 42 vs. Cleveland, 09/30/18	OVERTIME WIN	Denver 23, Las Vegas 20 @ Denver, 09/16/07
Denver 23, Las Vegas 20 @ Denver, 09/16/07	OVERTIME LOSS	Las Vegas 45, Cleveland 42 vs. Cleveland, 09/30/18
Oakland 23, Denver 23 @ Denver, 10/22/73	OVERTIME TIE	Oakland 23, Denver 23 @ Denver, 10/22/73
Las Vegas 24, Denver 0 @ Denver, 10/24/10	20 FIRST-QUARTER POINTS	L.A. Rams 21, Las Vegas 0 @ St. Louis, 11/30/14
Las Vegas 20, L.A. Chargers 3 @ San Diego, 10/25/15	20 SECOND-QUARTER POINTS	Kansas City 28, Las Vegas 0 vs. Kansas City, 09/15/19
Las Vegas 21, Denver 7 @ Denver, 10/24/10	20 THIRD-QUARTER POINTS	N.Y. Jets 21, Las Vegas 0 @ N.Y. Jets, 11/24/19
Las Vegas 21, Cleveland 14 vs. Cleveland, 09/30/18	20 FOURTH-QUARTER POINTS	Indianapolis 21, Las Vegas 0 vs. Indianapolis, 10/28/18
Las Vegas 15, Kansas City 0 vs. Kansas City, 12/16/12	SHUTOUT AT HOME	Kansas City 28, Las Vegas 0 vs. Kansas City, 10/23/11
* Never Has Happened *	SHUTOUT ON THE ROAD	L.A. Rams 52, Las Vegas 0 @ St. Louis, 11/30/14
Las Vegas 45, Cleveland 42 vs. Cleveland, 09/30/18	OVERTIME WIN AT HOME	N.Y. Jets 27, Las Vegas 24 vs. N.Y. Jets, 11/09/03
Las Vegas 30, Tampa Bay 24 @ Tampa Bay, 10/30/16	OVERTIME WIN ON THE ROAD	Denver 23, Las Vegas 20 @ Denver, 09/16/07
10 Pen, Denver 16, Las Vegas 15 @ Denver, 12/29/19	10 PENALTIES	10 Pen, Las Vegas 34, New Orleans 24 vs. New Orleans, 09/21/20
3 TD, Las Vegas 24, L.A. Chargers 17 (:14) D.Carr scrambles right end for 3 yards, TOUCHDOWN. (6:16) D.Washington left guard for 5 yards, TOUCHDOWN. (11:07) (Shotgun) D.Carr pass short middle to H.Renfrow for 56 yards, TOUCHDOWN. @ L.A. Chargers, 12/22/19	THREE TOTAL TOUCHDOWNS	3 TD, Las Vegas 34, New Orleans 24 (3:55) A.Kamara left tackle for 1 yard, TOUCHDOWN. (5:27) (Shotgun) D.Brees pass short right to J.Cook for 6 yards, TOUCHDOWN. (4:38) (No Huddle) A.Kamara left guard for 3 yards, TOUCHDOWN. vs. New Orleans, 09/21/20
4 TD, Las Vegas 34, New Orleans 24 (7:51) (Shotgun) J.Richard right end for 20 yards, TOUCHDOWN. (8:59) D.Carr pass short right to A.Ingold for 3 yards, TOUCHDOWN. (1:49) (Shotgun) D.Carr pass short left to Z.Jones for 15 yards, TOUCHDOWN. (10:03) D.Carr pass short right to D.Waller for 1 yard, TOUCHDOWN. vs. New Orleans, 09/21/20	FOUR TOTAL TOUCHDOWNS	4 TD, N.Y. Jets 34, Las Vegas 3 (10:48) (Shotgun) S.Darnold right tackle for 4 yards, TOUCHDOWN. (13:05) (Shotgun) S.Darnold pass short left to R.Griffin for 1 yard, TOUCHDOWN. (6:44) (Shotgun) S.Darnold pass short right to Ro.Anderson for 1 yard, TOUCHDOWN. (6:32) (Shotgun) D.Carr pass short left intended for T.Williams INTERCEPTED by B.Poole (N.Hewitt) at OAK 15. B.Poole for 15 yards, TOUCHDOWN. @ N.Y. Jets, 11/24/19
41:28 TOP, Las Vegas 30, Denver 20 vs. Denver, 11/06/16	OVER 40:00 TIME OF POSSESSION (NON-OT)	41:38 TOP, Miami 33, Las Vegas 17 vs. Miami, 11/28/10
@ Carolina, 09/13/20	NO SACKS/NO INTERCEPTIONS ALLOWED	@ Minnesota, 09/22/19
(7, 10, 10, 7 Points), Las Vegas 34, Carolina 30 @ Carolina, 09/13/20	SCORE TOUCHDOWN IN EACH QUARTER	(7, 14, 7, 14 Points), Tennessee 42, Las Vegas 21 vs. Tennessee, 12/08/19
30 (first half), Las Vegas 37, L.A. Chargers 29 @ San Diego, 10/25/15	30 ONE-HALF POINTS	38 (first half), L.A. Rams 52, Las Vegas 0 @ St. Louis, 11/30/14
Tennessee 42, Las Vegas 21 vs. Tennessee, 12/08/19	WON GAME BY 20+ POINTS	Las Vegas 45, N.Y. Jets 20 vs. N.Y. Jets, 09/17/17