

NEW ENGLAND PATRIOTS

GAME RELEASE

REGULAR SEASON WEEK 1

NEW ENGLAND PATRIOTS VS. HOUSTON TEXANS

MEDIA SCHEDULE

TUESDAY, SEPTEMBER 4

11:30 a.m. Media workroom opens
12:30 p.m. Media availability at practice
4:15 p.m. Player media availability (Patriots locker room)
 Rob Gronkowski media availability (media workroom)

WEDNESDAY, SEPTEMBER 5

10:30 a.m. Media workroom opens
11:30 a.m. Patriots head coach Bill Belichick media availability (media workroom)
12:30 p.m. Media availability at practice
4:15 p.m. Player media availability (Patriots locker room)
 Tom Brady media availability (media workroom)

THURSDAY, SEPTEMBER 6

TBD Media workroom opens
TBD Media availability at practice
TBD Player media availability (Patriots locker room)

FRIDAY, SEPTEMBER 7

TBD Media workroom opens
TBD Media availability at practice
TBD Player media availability (Patriots locker room)

SATURDAY, SEPTEMBER 8

No media availability

SUNDAY, SEPTEMBER 9

1 p.m. Patriots vs. Houston Texans

2018 PATRIOTS SCHEDULE

PRESEASON (3-1)

Date	Opponent	Time	TV
Thu., Aug. 9	Washington	26-17	W
Thu., Aug. 16	Philadelphia	37-20	W
Fri., Aug. 24	at Carolina	14-25	L
Thu., Aug. 30	at N.Y. Giants	17-12	W

REGULAR SEASON (0-0)

Date	Opponent	Time	TV
Sun., Sept. 9	Houston	1:00 p.m.	CBS
Sun., Sept. 16	at Jacksonville	4:25 p.m.	CBS
Sun., Sept. 23	at Detroit	8:20 p.m.	NBC
Sun., Sept. 30	Miami	1:00 p.m.	CBS
Thu., Oct. 4	Indianapolis	8:20 p.m.	FOX
Sun., Oct. 14	Kansas City	8:20 p.m.	NBC*
Sun., Oct. 21	at Chicago	1:00 p.m.	CBS*
Mon., Oct. 29	at Buffalo	8:15 p.m.	ESPN
Sun., Nov. 4	Green Bay	8:20 p.m.	NBC*
Sun., Nov. 11	at Tennessee	1:00 p.m.	CBS*
Sun., Nov. 18	BYE WEEK		
Sun., Nov. 25	at N.Y. Jets	1:00 p.m.	CBS*
Sun., Dec. 2	Minnesota	4:25 p.m.	FOX*
Sun., Dec. 9	at Miami	1:00 p.m.	CBS*
Sun., Dec. 16	at Pittsburgh	4:25 p.m.	CBS*
Sun., Dec. 23	Buffalo	1:00 p.m.	CBS*
Sun., Dec. 30	N.Y. Jets	1:00 p.m.	CBS*

2017 AFC EAST FINAL STANDINGS

TEAM	W	L	T	PCT.	PF	PA
Y-NEW ENGLAND	13	3	0	.813	458	296
X-Buffalo Bills	9	7	0	.563	302	359
Miami Dolphins	6	10	0	.375	281	393
New York Jets	5	11	0	.313	298	382
Y-Clinched Division X-Clinched Playoff Berth						

GAME SUMMARY

NEW ENGLAND PATRIOTS (0-0) vs. HOUSTON TEXANS (0-0)

Sunday, Sept. 9, 2018 • Gillette Stadium (65,878) • 1:00 p.m. ET

The New England Patriots kick off Week 1 of the 2018 NFL regular season on Sunday, Sept. 9, at 1 p.m. at Gillette Stadium against the Houston Texans. The defending AFC Champions have 32 wins on Kickoff Weekend, tied with the L.A. Chargers for fourth-most among current AFC teams. Patriots quarterback Tom Brady owns a 12-3 record on opening day and can tie Peyton Manning for the most opening-day wins by an NFL quarterback at 13 with a victory on Sunday.

The Patriots and Texans will square off for the fourth straight year in the regular season and for the third straight time at Gillette Stadium. It is also the third straight September game in Foxborough. Last year, New England hosted Houston in Week 3 of the regular season and won, 36-33, after Tom Brady threw a 25-yard touchdown pass to WR Brandin Cooks with 23 seconds to play to claim the win. Overall, the Patriots hold a 7-1 edge over the Texans in the regular season, including a 4-0 record at home, and a 2-0 record over the Texans in the playoffs, with both games held at Gillette Stadium.

BROADCAST INFORMATION

TELEVISION: This week's game will be broadcast by **CBS** and can be seen on **WBZ-TV Channel 4**. **Jim Nantz** will handle play-by-play duties with **Tony Romo** as the color analyst. **Tracy Wolfson** will work from the sidelines. The game will be produced by **Jim Rikhoff** and directed by **Mike Arnold**.

NATIONAL RADIO: This week's game will be broadcast to a national audience on **Sports USA**. **Larry Kahn** and **Doug Plank** will call the game.

LOCAL RADIO: 98.5 FM, The Sports Hub, is the flagship station for the **Patriots Radio Network**. A complete listing of the network's 41 stations can be found in this press release. Play-by-play broadcaster **Bob Succi** will call the action along with former Patriots quarterback **Scott Zolak**, who will provide color analysis. The games are produced by **Marc Cappello**.

PATRIOTS LOOK TO KICK OFF ANOTHER SUCCESSFUL SEASON

- ➔ Bill Belichick is 15-8 (.652) on Kickoff Weekend and his 15 wins are the most among active head coaches. Belichick and Kansas City's Andy Reid (11-8, .579) are the only active head coaches who have won at least 10 Kickoff Weekend games and own an opening weekend winning percentage above .500.
- ➔ The Patriots record of 123-37 (.769) over the past 10 seasons is the best in the NFL. Over the past 10 years, only three NFL teams have posted a winning percentage of .600 or better.
- ➔ The Patriots enter this season with 214 regular season wins since 2000. The NFL record for most regular season wins over two consecutive decades is 217 by the San Francisco 49ers (1970s/80s). The Patriots need just four more wins to surpass the 49ers for the most regular season wins in two consecutive decades.

WEEK 1 HIGHLIGHTS

PAGE 10: New England Patriots versus Houston Texans matchup notes

PAGE 12: Patriots opening day notes

PAGE 29: Bill Belichick can pass Tom Landry for third all-time in NFL history among head coaches for regular-season victories.

PAGE 51: Devin and Jason McCourty look to become the first set of twins to play for the same NFL team since 1926.

MEDIA CONTACTS

PATRIOTS MEDIA RELATIONS OFFICE: 508-384-4203

Stacey James, Vice President of Media Relations, staceyj@patriots.com, 508-326-6868
Aaron Salkin, Director of Media Relations, aarons@patriots.com, 508-326-6870
Michael Jurovaty, Asst. Director of Media Relations, mjurovaty@patriots.com, 508-326-6187
Mark Robbins, Media Relations Coordinator, markr@patriots.com, 508-431-7175
Anne Noland, Media Relations Coordinator, annen@patriots.com, 508-431-7773



2018 PRESEASON OFFENSIVE STATISTICS

WON 3, LOST 1				* RUSHING		No.	Yds	Avg	Long	TD							
08/09 W 26-17	Washington	65,878		Etling	10	120	12.0	86t	1								
08/16 W 37-20	Philadelphia	65,878		Hill	26	107	4.1	12	1								
08/24 L 14-25	at Carolina	73,880		Webb	31	102	3.3	12	2								
08/30 W 17-12	at N.Y. Giants	74,220		Gillislee	33	100	3.0	15	1								
	N.E.		Opp.	Bolden	3	35	11.7	16	0								
TOTAL FIRST DOWNS	85	79		White	4	31	7.8	22	0								
Rushing	34	19		Farrow	5	24	4.8	12	0								
Passing	35	48		Muhammad	4	21	5.3	16	0								
Penalty	16	12		Hoyer	1	-1	-1.0	-1	0								
3rd Down: Made/Att	21/57	24/61		TEAM	117	539	4.6	86t	5								
3rd Down Pct.	36.8	39.3		OPPONENTS	101	389	3.9	41	1								
4th Down: Made/Att	3/4	2/6		* RECEIVING		No.	Yds	Avg	Long	TD							
4th Down Pct.	75.0	33.3		Patterson	11	126	11.5	23	1								
POSSESSION AVG.	29:23	30:37		White	8	78	9.8	20t	1								
TOTAL NET YARDS	1255	1338		Lucien	7	100	14.3	25	0								
Avg. Per Game	313.8	334.5		Edelman	7	49	7.0	9	0								
Total Plays	263	268		Hogan	6	35	5.8	10	1								
Avg. Per Play	4.8	5.0		Bolden	6	18	3.0	9	0								
NET YARDS RUSHING	539	389		Maye	5	71	14.2	45	0								
Avg. Per Game	134.8	97.3		McCarron	5	55	11.0	21	0								
Total Rushes	117	101		Dorsett	5	40	8.0	16	0								
NET YARDS PASSING	716	949		Webb	5	28	5.6	16	1								
Avg. Per Game	179.0	237.3		Tye	5	23	4.6	11	0								
Sacked/Yards Lost	4/21	14/91		J. Hollister	3	29	9.7	22	0								
Gross Yards	737	1040		Izzo	3	15	5.0	7	0								
Att./Completions	142/88	153/89		Farrow	3	14	4.7	7	0								
Completion Pct.	62.0	58.2		Hill	2	14	7.0	12	0								
Had Intercepted	2	3		Poggi	2	14	7.0	12	0								
PUNTS/AVERAGE	22/48.9	21/45.0		Decker	2	12	6.0	11	0								
NET PUNTING AVG.	22/42.3	21/43.8		Muhammad	1	7	7.0	7	0								
PENALTIES/YARDS	24/264	32/338		Gillislee	1	6	6.0	6	0								
FUMBLES/BALL LOST	2/2	5/2		Berrios	1	3	3.0	3	0								
TOUCHDOWNS	10	9		TEAM	88	737	8.4	45	4								
Rushing	5	1		OPPONENTS	89	1040	11.7	57	8								
Passing	4	8		* INTERCEPTIONS		No.	Yds	Avg	Long	TD							
Returns	1	0		Jackson	2	0	0.0	0	0								
* SCORE BY PERIODS	Q1	Q2	Q3	Q4	OT	PTS											
TEAM	13	23	21	37	0	94											
OPPONENTS	16	23	22	13	0	74											
* SCORING	TD-Ru-Pa-Rt	K-PAT	FG	S	PTS	* PUNTING		No.	Yds	Avg	Net	TB	In	Lg	B		
Gostkowski	0	0	0	0	7/ 7	7/ 8	0	28	R. Allen	22	1075	48.9	42.3	0	6	60	0
Webb	3	2	1	0	0	0	22	TEAM	22	1075	48.9	42.3	0	6	60	0	
Gillislee	1	1	0	0	0	0	8	OPPONENTS	21	945	45.0	43.8	0	10	61	0	
Bentley	1	0	0	1	0	0	6	* PUNT RETURNS		Ret	FC	Yds	Avg	Long	TD		
Etling	1	1	0	0	0	0	6	C. Jones	4	3	11	2.8	8	0			
Hill	1	1	0	0	0	0	6	McCarron	4	5	15	3.8	7	0			
Hogan	1	0	1	0	0	0	6	Berrios	1	2	0	0.0	0	0			
Patterson	1	0	1	0	0	0	6	TEAM	9	10	26	2.9	8	0			
White	1	0	1	0	0	0	6	OPPONENTS	17	2	145	8.5	30	0			
TEAM	10	5	4	1	7/ 7	7/ 8	0	94	* KICKOFF RETURNS		No.	Yds	Avg	Long	TD		
OPPONENTS	9	1	8	0	5/ 7	5/ 6	0	74	C. Jones	3	38	12.7	20	0			
2-Pt Conv: Webb 2, Gillislee, TM 3-3, OPP 0-2									McCarron	3	62	20.7	25	0			
SACKS: Harris 2.5, Lee 2, Davis 1.5, Butler 1, Chung 1, Clayborn 1, Grissom 1, Guy 1, Rivers 1, Valentine 1, Van Noy 1, TM 14, OPP 4									Berrios	1	13	13.0	13	0			
FUM/LOST: Etling 1/1, Poggi 1/1									Develin	1	13	13.0	13	0			
									TEAM	8	126	15.8	25	0			
									OPPONENTS	8	221	27.6	46	0			
									* FIELD GOALS		1-19	20-29	30-39	40-49	50+		
									Gostkowski	0/ 0	2/ 2	2/ 2	1/ 2	2/ 2			
									TEAM	0/ 0	2/ 2	2/ 2	1/ 2	2/ 2			
									OPPONENTS	0/ 0	2/ 2	1/ 1	1/ 1	1/ 2			
									Gostkowski: (52G) (37G, 49G, 29G) (27G, 46N, 52G) (33G)								
									TM: (52G) (37G, 49G, 29G) (27G, 46N, 52G) (33G)								
									OPP: (52G, 56N) (1) (21G, 38G, 23G, 47G) (1)								
* PASSING		Att	Cmp	Yds	Cmp%	Yds/Att	TD	TD%	Int	Int%	Long	Sack/Lost	Rating				
Hoyer	60	37	285	61.7	4.75	1	1.7	0	0.0	25	1/	4	78.8				
Brady	44	31	274	70.5	6.23	2	4.5	0	0.0	23	0/	0	101.9				
Etling	38	20	178	52.6	4.68	1	2.6	2	5.3	45	3/	17	52.3				
TEAM	142	88	737	62.0	5.19	4	2.8	2	1.4	45	4/	21	78.9				
OPPONENTS	153	89	1040	58.2	6.80	8	5.2	3	2.0	57	14/	91	88.1				



2018 PRESEASON DEFENSIVE STATISTICS

Tackle Statistics based on Play-by-Play

PLAYER Name	TACKLES			SACKS			INTERCEPTIONS				FUMBLES				SP. TEAMS				
	TT	UT	A	S	Yds	QH	Int	Yds	TD	PD	FF	FR	Yds	TD	TT	UT	A	FF	FR
Ja'Whaun Bentley	16	10	6	0.0	0.0	1	0	0	0	1	0	1	54	1	0	0	0	0	0
Nicholas Grisby	16	10	6	0.0	0.0	0	0	0	0	2	0	0	0	0	0	0	0	0	0
Damarius Travis	14	11	3	0.0	0.0	0	0	0	0	0	0	0	0	0	1	1	0	0	0
Christian Sam	13	7	6	0.0	0.0	0	1	11	0	1	0	0	0	0	0	0	0	0	0
Elandon Roberts	12	8	4	0.0	0.0	0	0	0	0	0	0	0	0	0	0	0	0	0	0
Keion Crossen	10	10	0	0.0	0.0	1	0	0	0	4	0	0	0	0	1	1	0	0	0
Trent Harris	10	8	2	2.5	18.5	3	0	0	0	0	1	0	0	0	0	0	0	0	0
Geneo Grissom	10	4	6	1.0	8.0	3	0	0	0	0	1	1	53	0	1	1	0	0	0
Patrick Chung	9	6	3	1.0	8.0	1	0	0	0	0	0	0	0	0	0	0	0	0	0
Kyle Van Noy	9	4	5	1.0	13.0	1	0	0	0	0	0	0	0	0	0	0	0	0	0
J.C. Jackson	9	6	3	0.0	0.0	0	2	0	0	4	0	0	0	0	1	1	0	0	0
Frank Herron	9	2	7	0.0	0.0	0	0	0	0	0	0	0	0	0	0	0	0	0	0
Jomal Wiltz	8	4	4	0.0	0.0	0	0	0	0	0	0	0	0	0	2	2	0	0	0
Vincent Valentine	8	4	4	1.0	0.0	1	0	0	0	0	0	0	0	0	0	0	0	0	0
Eric Lee	8	5	3	2.0	18.0	2	0	0	0	0	0	0	0	0	3	2	1	0	0
Marquis Flowers	7	3	4	0.0	0.0	0	0	0	0	1	0	0	0	0	1	1	0	0	0
Lawrence Guy	6	3	3	1.0	2.0	1	0	0	0	0	0	0	0	0	0	0	0	0	0
Danny Shelton	6	3	3	0.0	0.0	0	0	0	0	0	0	0	0	0	0	0	0	0	0
Devin McCourty	6	3	3	0.0	0.0	0	0	0	0	0	0	0	0	0	0	0	0	0	0
Derek Rivers	6	2	4	1.0	2.0	2	0	0	0	0	0	0	0	0	0	0	0	0	0
Keionta Davis	6	2	4	1.5	10.5	3	0	0	0	0	0	0	0	0	0	0	0	0	0
Jordan Richards	6	3	3	0.0	0.0	0	0	0	0	1	0	0	0	0	4	3	1	0	0
Adam Butler	6	2	4	1.0	3.0	2	0	0	0	0	0	0	0	0	0	0	0	0	0
John Atkins	5	2	3	0.0	0.0	0	0	0	0	0	0	0	0	0	0	0	0	0	0
Eddie Pleasant	4	1	3	0.0	0.0	0	0	0	0	0	0	0	0	0	0	0	0	0	0
Eric Rowe	4	3	1	0.0	0.0	0	0	0	0	2	0	0	0	0	0	0	0	0	0
Stephon Gilmore	4	4	0	0.0	0.0	0	0	0	0	1	0	0	0	0	0	0	0	0	0
Jason McCourty	4	3	1	0.0	0.0	0	0	0	0	0	0	0	0	0	0	0	0	0	0
Ryan Lewis	4	2	2	0.0	0.0	0	0	0	0	0	0	0	0	0	0	0	0	0	0
Cyrus Jones	4	4	0	0.0	0.0	0	0	0	0	0	0	0	0	0	0	0	0	0	0
Deatrich Wise Jr.	3	0	3	0.0	0.0	1	0	0	0	0	0	0	0	0	0	0	0	0	0
Adrian Clayborn	3	2	1	1.0	8.0	1	0	0	0	0	1	0	0	0	0	0	0	0	0
Duron Harmon	3	3	0	0.0	0.0	0	0	0	0	1	0	0	0	0	0	0	0	0	0
A.J. Moore	3	0	3	0.0	0.0	0	0	0	0	0	0	0	0	0	3	2	1	0	0
Duke Dawson	2	2	0	0.0	0.0	0	0	0	0	0	0	0	0	0	0	0	0	0	0
Malcom Brown	2	0	2	0.0	0.0	0	0	0	0	0	0	0	0	0	0	0	0	0	0
Keion Crossen	2	2	0	0.0	0.0	0	0	0	0	1	0	0	0	0	0	0	0	0	0
Jonathan Jones	1	1	0	0.0	0.0	0	0	0	0	0	1	0	0	0	0	0	0	0	0
Dont'a Hightower	1	0	1	0.0	0.0	0	0	0	0	0	0	0	0	0	0	0	0	0	0
Mike Gillislee	0	0	0	0.0	0.0	0	0	0	0	0	0	0	0	0	1	0	1	0	0
Brandon King	0	0	0	0.0	0.0	0	0	0	0	0	0	0	0	0	2	2	0	0	0
Joe Cardona	0	0	0	0.0	0.0	0	0	0	0	0	0	0	0	0	2	2	0	0	0
Henry Poggi	0	0	0	0.0	0.0	0	0	0	0	0	0	0	0	0	2	1	1	0	0
Jeremy Hill	0	0	0	0.0	0.0	0	0	0	0	0	0	0	0	0	1	0	1	0	0
James Develin	0	0	0	0.0	0.0	0	0	0	0	0	0	0	0	0	2	2	0	0	0
TOTALS	259	149	110	14.0	91.0	23	3	11	0	19	4	2	107	1	27	21	6	0	0

FUMBLES - LOST (2-2)				
	Own			
	No.	Lost	Rec	O.B.
Danny Eting	1	1	0	0
Henry Poggi	1	1	0	0
TOTALS	2	2	0	0

MISC. OFFENSIVE STATS				
	Tkl	Ast	FF	FR
Luke Bowanko	1	0	0	0
K.J. Maye	1	0	0	0
TOTALS	2	0	0	0

KEY	
TT-Total Tackles	Int/Yds-Interceptions/Yards Returned
UT-Unassisted Tackles	PD-Passes Defensed
A-Assisted Tackles	FF-Forced Fumbles

BLOCKED KICKS			
	XP	FG	P
TOTALS	0	0	0



2018 NEW ENGLAND PATRIOTS ROSTER

AS OF SEPTEMBER 4, 2018

ALPHABETICAL ROSTER

#	NAME	POS	HT	WT	BORN	YR	COLLEGE	H.S. HOMETOWN
83	Allen, Dwayne	TE	6-3	265	2/24/1990	7	Clemson	Fayetteville, N.C.
6	Allen, Ryan	P	6-2	220	2/28/1990	6	Louisiana Tech	Salem, Ore.
60	Andrews, David	C	6-3	300	7/10/1992	4	Georgia	Johns Creek, Ga.
51	Bentley, Ja'Whaun	LB	6-2	255	8/24/1996	R	Purdue	Glenarden, Md.
12	Brady, Tom	QB	6-4	225	8/3/1977	19	Michigan	San Mateo, Calif.
90	Brown, Malcom	DL	6-2	320	2/2/1994	4	Texas	Brenham, Texas
77	Brown, Trent	OL	6-8	380	4/13/1993	4	Florida	Albany, Ga.
34	Burkhead, Rex	RB	5-10	215	7/2/1990	6	Nebraska	Plano, Texas
70	Butler, Adam	DL	6-5	300	4/12/1994	2	Vanderbilt	Duncanville, Texas
61	Cannon, Marcus	OL	6-6	335	5/6/1988	8	Texas Christian	Odesa, Texas
49	Cardona, Joe	LS	6-3	245	4/16/1992	4	Navy	El Cajon, Calif.
23	Chung, Patrick	S	5-11	215	8/19/1987	10	Oregon	Rancho Cucamonga, Calif.
94	Clayborn, Adrian	DE	6-3	280	7/6/1988	8	Iowa	St. Louis, Mo.
35	Crossen, Keion	DB	5-10	185	4/17/1996	R	Western Carolina	Garysburg, N.C.
82	Darboh, Amara	WR	6-2	215	3/1/1994	2	Michigan	West Des Moines, Iowa
58	Davis, Keionta	DL	6-4	280	3/1/1994	2	Tennessee-Chattanooga	Chattanooga, Tenn.
29	Dawson, Duke	DB	5-10	198	10/13/1995	R	Florida	Cross City, Fla.
46	Develin, James	FB	6-3	255	7/23/1988	6	Brown	Gilbertsville, Pa.
13	Dorsett, Phillip	WR	5-10	192	1/5/1993	4	Miami (Fla.)	Ft. Lauderdale, Fla.
43	Ebner, Nate	DB	6-0	215	12/14/1988	7	Ohio State	Dublin, Ohio
11	Edelman, Julian	WR	5-10	198	5/22/1986	10	Kent State	Redwood City, Calif.
98	Flowers, Trey	DL	6-2	265	8/16/1993	4	Arkansas	Huntsville, Ala.
24	Gilmore, Stephon	CB	6-1	202	9/19/1990	7	South Carolina	Rock Hill, S.C.
3	Gostkowski, Stephen	K	6-1	215	1/28/1984	13	Memphis	Madison, Miss.
50	Grigsby, Nicholas	LB	6-2	230	7/2/1992	3	Pittsburgh	Trotwood, Ohio
96	Grisson, Geneo	DL	6-4	265	6/4/1992	4	Oklahoma	Hutchinson, Kan.
87	Gronkowski, Rob	TE	6-6	268	5/14/1989	9	Arizona	Pittsburgh, Pa.
93	Guy, Lawrence	DL	6-4	315	3/17/1990	8	Arizona State	Las Vegas, Nev.
16	Hansen, Chad	WR	6-2	202	1/18/1995	2	California	Moorpark, Calif.
21	Harmon, Duron	DB	6-1	205	1/24/1991	6	Rutgers	Magnolia, Del.
54	Hightower, Dont'a	LB	6-3	260	3/12/1990	7	Alabama	Lewisburg, Tenn.
33	Hill, Jeremy	RB	6-1	230	10/20/1992	5	Louisiana State	Baton Rouge, La.
15	Hogan, Chris	WR	6-1	210	10/24/1987	6	Monmouth	Wykoff, N.J.
47	Hollister, Jacob	TE	6-4	245	11/18/1993	2	Wyoming	Bend, Ore.
2	Hoyer, Brian	QB	6-2	216	10/13/1985	10	Michigan State	North Olmsted, Ohio
27	Jackson, J.C.	DB	6-1	198	11/17/1995	R	Maryland	Immokalee, Fla.
31	Jones, Jonathan	DE	5-10	190	9/20/1993	3	Auburn	Carrollton, Ga.
75	Karras, Ted	OL	6-4	305	3/15/1993	3	Illinois	Indianapolis, Ind.
36	King, Brandon	LB	6-2	220	6/8/1993	4	Auburn	Alabaster, Ala.
69	Mason, Shaq	OL	6-1	310	8/28/1993	4	Georgia Tech	Columbia, Tenn.
32	McCourty, Devin	DB	5-10	195	8/13/1987	9	Rutgers	Montvale, N.J.
30	McCourty, Jason	CB	5-11	195	8/13/1987	10	Rutgers	Montvale, N.J.
26	Michel, Sony	RB	5-11	215	2/17/1995	R	Georgia	Plantation, Fla.
84	Patterson, Cordarrelle	WR	6-2	228	3/17/1991	6	Tennessee	Rock Hill, S.C.
95	Rivers, Derek	DE	6-5	250	5/9/1994	2	Youngstown State	Kinston, N.C.
52	Roberts, Elandon	LB	6-0	238	4/22/1994	3	Houston	Port Arthur, Texas
25	Rowe, Eric	DB	6-1	205	10/3/1992	4	Utah	Klein, Texas
71	Shelton, Danny	DL	6-2	345	8/20/1993	4	Washington	Auburn, Wash.
18	Slater, Matthew	WR	6-0	205	9/9/1985	11	UCLA	Anaheim, Calif.
62	Thuney, Joe	OL	6-5	308	11/18/1992	3	North Carolina State	Centerville, Ohio
53	Van Noy, Kyle	LB	6-3	250	3/26/1991	5	Brigham Young	Reno, Nev.
68	Waddle, LaAdrian	OL	6-6	315	7/21/1991	6	Texas Tech	Columbus, Texas
28	White, James	RB	5-10	205	2/3/1992	5	Wisconsin	Ft. Lauderdale, Fla.
91	Wise Jr., Deatrich	DL	6-5	275	7/26/1994	2	Arkansas	Carrollton, Texas

NUMERICAL ROSTER

#	NAME	POS
2	Brian Hoyer	QB
3	Stephen Gostkowski	K
6	Ryan Allen	P
11	Julian Edelman	WR
12	Tom Brady	QB
13	Phillip Dorsett	WR
15	Chris Hogan	WR
16	Chad Hansen	WR
18	Matthew Slater	WR
21	Duron Harmon	DB
23	Patrick Chung	S
24	Stephon Gilmore	CB
25	Eric Rowe	DB
26	Sony Michel	RB
27	J.C. Jackson	DB
28	Davis White	RB
29	Duke Dawson	DB
30	Jason McCourty	CB
31	Jonathan Jones	DB
32	Devin McCourty	DB
33	Jeremy Hill	RB
34	Rex Burkhead	RB
35	Keion Crossen	DB
36	Brandon King	LB
43	Nate Ebner	DB
46	James Develin	FB
47	Jacob Hollister	TE
49	Joe Cardona	LS
50	Nicholas Grigsby	LB
51	Ja'Whaun Bentley	LB
52	Elandon Roberts	LB
53	Kyle Van Noy	LB
54	Dont'a Hightower	LB
58	Keionta Davis	DB
60	David Andrews	C
61	Marcus Cannon	OL
62	Joe Thuney	OL
68	LaAdrian Waddle	OL
69	Shaq Mason	OL
70	Adam Butler	DL
71	Danny Shelton	DL
75	Ted Karras	OL
77	Trent Brown	OL
82	Amara Darboh	WR
83	Dwayne Allen	TE
84	Cordarrelle Patterson	WR
87	Rob Gronkowski	TE
90	Malcom Brown	DL
91	Deatrich Wise Jr.	DL
93	Lawrence Guy	DL
94	Adrian Clayborn	DE
95	Derek Rivers	DE
96	Geneo Grissom	DL
98	Trey Flowers	DL

PRACTICE SQUAD

#	NAME	POS	HT	WT	BORN	YR	COLLEGE	H.S. HOMETOWN
74	Croston, Cole	OL	6-5	310	12/25/1993	2	Iowa	Sergent Bluff, Iowa
5	Etling, Danny	QB	6-3	225	7/22/1994	R	Louisiana State	Terre Haute, Ind.
66	Ferentz, James	OL	6-2	300	6/5/1989	3	Iowa	Iowa City, Iowa
45	Harris, Trent	DL	6-2	255	9/17/1995	R	Miami (Fla.)	Winter Park, Fla.
17	McCarron, Riley	WR	5-9	198	6/16/1993	1	Iowa	Dubuque, Iowa
99	Valentine, Vincent	DT	6-3	315	2/23/1994	3	Nebraska	Edwardsville, Illi.
42	Webb, Ralph	RB	5-10	200	11/21/1994	R	Vanderbilt	Gainesville, Fla.
22	Wiltz, Jomal	DB	5-10	190	10/23/1994	1	Iowa State	Houston, Texas

PRACTICE SQUAD

#	NAME	POS
5	Danny Etling	QB
17	Riley McCarron	WR
22	Jomal Wiltz	DB
42	Ralph Webb	RB
45	Trent Harris	DL
66	James Ferentz	OL
74	Cole Croston	OL
99	Vincent Valentine	DT

RESERVE/INJURED LIST

#	NAME	POS	HT	WT	BORN	YR	COLLEGE	H.S. HOMETOWN
14	Berrios, Braxton	WR	5-9	190	10/6/1995	R	Miami (Fla.)	Raleigh, N.C.
85	Izzo, Ryan	TE	6-5	255	12/21/1995	R	Florida State	Sparta, N.J.
67	John, Ulrick	OL	6-6	312	5/20/1992	5	Georgia State	Hinesville, Ga.
44	Sam, Christian	LB	6-2	240	6/7/1996	R	Arizona State	Allen, Texas
76	Wynn, Isaiah	OL	6-2	310	12/9/1995	R	Georgia	St. Petersburg, Fla.

RESERVE/INJURED LIST

#	NAME	POS
14	Braxton Berrios	WR
44	Christian Sam	LB
67	Ulrick John	OL
76	Isaiah Wynn	OL
85	Ryan Izzo	TE

RESERVE/NON-FOOTBALL INJURY

#	NAME	POS	HT	WT	BORN	YR	COLLEGE	H.S. HOMETOWN
16	Andrews, Darren	WR	5-10	200	8/5/1995	R	UCLA	Phillips Ranch, Calif.
81	Hollister, Cody	WR	6-4	215	11/18/1993	1	Arkansas	Bend, Ore.

RESERVE/NON-FOOTBALL INJURY

#	NAME	POS
16	Darren Andrews	WR
81	Cody Hollister	WR

HEAD COACH: BILL BELICHICK

ASSISTANTS: Cameron Achord, Asst. Special Teams; Steve Belichick, Safeties; Josh Boyer, Cornerbacks; Moses Cabrera, Head Strength and Conditioning; Nick Caley, Tight Ends; Brendan Daly, Defensive Line; Ivan Fears, Running Backs; Brian Flores, Linebackers; Joe Judge, Special Teams; Deron Mayo, Assistant Strength and Conditioning; Josh McDaniels, Offensive Coordinator/Quarterbacks; Chad O'Shea, Wide Receivers; Dante Scarnecchia, Offensive Line; Jerry Schuplinski, Assistant Quarterbacks.



2018 NUMERICAL ROSTER

September 4, 2018

#	NAME	POS	HT	WT	AGE	YR	COLLEGE	HOW ACQ.
2	Brian Hoyer	QB	6-2	216	32	10	Michigan State	FA-17
3	Stephen Gostkowski	K	6-1	215	34	13	Memphis	D4b-06
6	Ryan Allen	P	6-2	220	28	6	Louisiana Tech	FA-13
11	Julian Edelman	WR	5-10	198	32	10	Kent State	D7a-09
12	Tom Brady	QB	6-4	225	41	19	Michigan	D6b-00
13	Phillip Dorsett	WR	5-10	192	25	4	Miami (Fla.)	TR (IND)-17
15	Chris Hogan	WR	6-1	210	30	6	Monmouth	RFA (BUF)-16
16	Chad Hansen	WR	6-2	202	23	2	California	CW (NYJ)-18
18	Matthew Slater	WR	6-0	205	32	11	UCLA	D5-08
21	Duron Harmon	DB	6-1	205	27	6	Rutgers	D3b-13
23	Patrick Chung	S	5-11	215	31	10	Oregon	FA-14
24	Stephon Gilmore	CB	6-1	202	27	7	South Carolina	UFA (BUF)-17
25	Eric Rowe	DB	6-1	205	25	4	Utah	TR (PHI)-16
26	Sony Michel	RB	5-11	215	23	R	Georgia	D1b-18
27	J.C. Jackson	DB	6-1	198	22	R	Maryland	FA-18
28	James White	RB	5-10	205	26	5	Wisconsin	D4b-14
29	Duke Dawson	DB	5-10	198	22	R	Florida	D2-18
30	Jason McCourty	CB	5-11	195	31	10	Rutgers	TR (CLE)-18
31	Jonathan Jones	DB	5-10	190	24	3	Auburn	FA-16
32	Devin McCourty	DB	5-10	195	31	9	Rutgers	D1-10
33	Jeremy Hill	RB	6-1	230	25	5	Louisiana State	UFA (CIN)-18
34	Rex Burkhead	RB	5-10	215	28	6	Nebraska	UFA (CIN)-17
35	Keion Crossen	CB	5-10	185	22	R	Western Carolina	D7b-18
36	Brandon King	LB	6-2	220	25	4	Auburn	FA-15
43	Nate Ebner	DB	6-0	215	29	7	Ohio State	D6-12
46	James Develin	FB	6-3	255	30	6	Brown	FA-12
47	Jacob Hollister	TE	6-4	245	24	2	Wyoming	FA-17
49	Joe Cardona	LS	6-3	245	26	4	Navy	D5-15
50	Nicholas Grigsby	LB	6-2	230	26	3	Pittsburgh	FA-17
51	Ja'Whaun Bentley	LB	6-2	255	22	R	Purdue	D5-18
52	Elandon Roberts	LB	6-0	238	24	3	Houston	D6b-16
53	Kyle Van Noy	LB	6-3	250	27	5	Brigham Young	TR (DET)-16
54	Dont'a Hightower	LB	6-3	260	28	7	Alabama	D1b-12
58	Keionta Davis	DL	6-4	280	24	2	Tennessee-Chattanooga	FA-17
60	David Andrews	C	6-3	300	26	4	Georgia	FA-15
61	Marcus Cannon	OL	6-6	335	30	8	Texas Christian	D5a-11
62	Joe Thuney	OL	6-5	308	25	3	North Carolina State	D3a-16
68	LaAdrian Waddle	OL	6-6	315	27	6	Texas Tech	CW (DET)-15
69	Shaq Mason	OL	6-1	310	25	4	Georgia Tech	D4c-15
70	Adam Butler	DL	6-5	300	24	2	Vanderbilt	FA-17
71	Danny Shelton	DL	6-2	345	25	4	Washington	TR (CLE)-18
75	Ted Karras	OL	6-4	305	25	3	Illinois	D6c-16
77	Trent Brown	OL	6-8	380	25	4	Florida	TR (SF)-18
82	Amara Darboh	WR	6-2	215	24	2	Michigan	CW (SEA)-18
83	Dwayne Allen	TE	6-3	265	28	7	Clemson	TR (IND)-17
84	Cordarrelle Patterson	WR	6-2	228	27	6	Tennessee	TR (OAK)-18
87	Rob Gronkowski	TE	6-6	268	29	9	Arizona	D2a-10
90	Malcom Brown	DL	6-2	320	24	4	Texas	D1-15
91	Deatrich Wise Jr.	DL	6-5	275	24	2	Arkansas	D4-17
93	Lawrence Guy	DL	6-4	315	28	8	Arizona State	UFA (BAL)-17
94	Adrian Clayborn	DE	6-3	280	30	8	Iowa	UFA (ATL)-18
95	Derek Rivers	DE	6-5	250	24	2	Youngstown State	D3a-17
96	Geneo Grissom	DL	6-4	265	26	4	Oklahoma	D3-15
98	Trey Flowers	DL	6-2	265	25	4	Arkansas	D4a-15

PRACTICE SQUAD

#	NAME	POS	HT	WT	AGE	YR	COLLEGE	(DATE)
5	Danny Eting	QB	6-3	225	24	R	Louisiana State	D7a-18
17	Riley McCarron	WR	5-9	198	25	1	Iowa	FA-17
22	Jomal Wiltz	DB	5-10	190	23	1	Iowa State	FA-17
42	Ralph Webb	RB	5-10	200	23	R	Vanderbilt	FA-18
45	Trent Harris	DL	6-2	255	22	R	Miami (Fla.)	FA-18
66	James Ferentz	OL	6-2	300	29	3	Iowa	FA-17
74	Cole Croston	OL	6-5	310	24	2	Iowa	FA-17
99	Vincent Valentine	DT	6-3	315	24	3	Nebraska	D3c-16

RESERVE/INJURED LIST

#	NAME	POS	HT	WT	AGE	YR	COLLEGE	(DATE)
14	Braxton Berrios	WR	5-9	190	22	R	Miami (Fla.)	(09/01/2018)
44	Christian Sam	LB	6-2	240	22	R	Arizona State	(09/01/2018)
67	Ulrick John	OL	6-6	312	26	5	Georgia State	(09/01/2018)
76	Isaiah Wynn	OL	6-2	310	22	R	Georgia	(09/01/2018)
85	Ryan Izzo	TE	6-5	255	22	R	Florida State	(09/02/2018)

RESERVE/NON-FOOTBALL INJURY

#	NAME	POS	HT	WT	AGE	YR	COLLEGE	(DATE)
16	Darren Andrews	WR	5-10	200	23	R	UCLA	(05/15/2018)
81	Cody Hollister	WR	6-4	215	24	1	Arkansas	(07/26/2018)



2018 POSITIONAL ROSTER

September 4, 2018

DEFENSE (27)								
#	NAME	POS	HT	WT	BORN	YR	COLLEGE	H.S. HOMETOWN
DEFENSIVE LINE (10)								
90	Brown, Malcom	DL	6-2	320	2/2/1994	4	Texas	Brenham, Texas
70	Butler, Adam	DL	6-5	300	4/12/1994	2	Vanderbilt	Duncanville, Texas
94	Clayborn, Adrian	DE	6-3	280	7/6/1988	8	Iowa	St. Louis, Mo.
58	Davis, Keionta	DL	6-4	280	3/1/1994	2	Tennessee-Chattanooga	Chattanooga, Tenn.
98	Flowers, Trey	DL	6-2	265	8/16/1993	4	Arkansas	Huntsville, Ala.
96	Grissom, Geneo	DL	6-4	265	6/4/1992	4	Oklahoma	Hutchinson, Kan.
93	Guy, Lawrence	DL	6-4	315	3/17/1990	8	Arizona State	Las Vegas, Nev.
95	Rivers, Derek	DE	6-5	250	5/9/1994	2	Youngstown State	Kinston, N.C.
71	Shelton, Danny	DL	6-2	345	8/20/1993	4	Washington	Auburn, Wash.
91	Wise Jr., Deatrich	DL	6-5	275	7/26/1994	2	Arkansas	Carrollton, Texas
LINEBACKER (6)								
51	Bentley, Ja'Whaun	LB	6-2	255	8/24/1996	R	Purdue	Glenarden, Md.
50	Grigsby, Nicholas	LB	6-2	230	7/2/1992	3	Pittsburgh	Trotwood, Ohio
54	Hightower, Dont'a	LB	6-3	260	3/12/1990	7	Alabama	Lewisburg, Tenn.
36	King, Brandon	LB	6-2	220	6/8/1993	4	Auburn	Alabaster, Ala.
52	Roberts, Elandon	LB	6-0	238	4/22/1994	3	Houston	Port Arthur, Texas
53	Van Noy, Kyle	LB	6-3	250	3/26/1991	5	Brigham Young	Reno, Nev.
DEFENSIVE BACK (11)								
23	Chung, Patrick	S	5-11	215	8/19/1987	10	Oregon	Rancho Cucamonga, Calif.
35	Crossen, Keion	DB	5-10	185	4/17/1996	R	Western Carolina	Garysburg, N.C.
29	Dawson, Duke	DB	5-10	198	10/13/1995	R	Florida	Cross City, Fla.
43	Ebner, Nate	DB	6-0	215	12/14/1988	7	Ohio State	Dublin, Ohio
24	Gilmore, Stephon	CB	6-1	202	9/19/1990	7	South Carolina	Rock Hill, S.C.
21	Harmon, Duron	DB	6-1	205	1/24/1991	6	Rutgers	Magnolia, Del.
27	Jackson, J.C.	DB	6-1	198	11/17/1995	R	Maryland	Immokalee, Fla.
31	Jones, Jonathan	DB	5-10	190	9/20/1993	3	Auburn	Carrollton, Ga.
32	McCourty, Devin	DB	5-10	195	8/13/1987	9	Rutgers	Montvale, N.J.
30	McCourty, Jason	CB	5-11	195	8/13/1987	10	Rutgers	Montvale, N.J.
25	Rowe, Eric	DB	6-1	205	10/3/1992	4	Utah	Klein, Texas
OFFENSE (24)								
#	NAME	POS	HT	WT	BORN	YR	COLLEGE	H.S. HOMETOWN
OFFENSIVE LINE (7)								
60	Andrews, David	C	6-3	300	7/10/1992	4	Georgia	Johns Creek, Ga.
77	Brown, Trent	OL	6-8	380	4/13/1993	4	Florida	Albany, Ga.
61	Cannon, Marcus	OL	6-6	335	5/6/1988	8	Texas Christian	Odessa, Texas
75	Karras, Ted	OL	6-4	305	3/15/1993	3	Illinois	Indianapolis, Ind.
69	Mason, Shaq	OL	6-1	310	8/28/1993	4	Georgia Tech	Columbia, Tenn.
62	Thuney, Joe	OL	6-5	308	11/18/1992	3	North Carolina State	Centerville, Ohio
68	Waddle, LaAdrian	OL	6-6	315	7/21/1991	6	Texas Tech	Columbus, Texas
QUARTERBACK (2)								
12	Brady, Tom	QB	6-4	225	8/3/1977	19	Michigan	San Mateo, Calif.
2	Hoyer, Brian	QB	6-2	216	10/13/1985	10	Michigan State	North Olmsted, Ohio
WIDE RECEIVER (7)								
82	Darboh, Amara	WR	6-2	215	2/1/1994	2	Michigan	West Des Moines, Iowa
13	Dorsett, Phillip	WR	5-10	192	1/5/1993	4	Miami (Fla.)	Ft. Lauderdale, Fla.
11	Edelman, Julian	WR	5-10	198	5/22/1986	10	Kent State	Redwood City, Calif.
16	Hansen, Chad	WR	6-2	202	1/18/1995	2	California	Moorpark, Calif.
15	Hogan, Chris	WR	6-1	210	10/24/1987	6	Monmouth	Wykoff, N.J.
84	Patterson, Cordarrelle	WR	6-2	228	3/17/1991	6	Tennessee	Rock Hill, S.C.
18	Slater, Matthew	WR	6-0	205	9/9/1985	11	UCLA	Anaheim, Calif.
RUNNING BACK (5)								
34	Burkhead, Rex	RB	5-10	215	7/2/1990	6	Nebraska	Plano, Texas
46	Develin, James	FB	6-3	255	7/23/1988	6	Brown	Gilbertsville, Pa.
33	Hill, Jeremy	RB	6-1	230	10/20/1992	5	Louisiana State	Baton Rouge, La.
26	Michel, Sony	RB	5-11	215	2/17/1995	R	Georgia	Plantation, Fla.
28	White, James	RB	5-10	205	2/3/1992	5	Wisconsin	Ft. Lauderdale, Fla.
TIGHT END (3)								
83	Allen, Dwayne	TE	6-3	265	2/24/1990	7	Clemson	Fayetteville, N.C.
87	Gronkowski, Rob	TE	6-6	268	5/14/1989	9	Arizona	Pittsburgh, Pa.
47	Hollister, Jacob	TE	6-4	245	11/18/1993	2	Wyoming	Bend, Ore.
SPECIALISTS (3)								
#	NAME	POS	HT	WT	BORN	YR	COLLEGE	H.S. HOMETOWN
SPECIALISTS (3)								
6	Allen, Ryan	P	6-2	220	2/28/1990	6	Louisiana Tech	Salem, Ore.
49	Cardona, Joe	LS	6-3	245	4/16/1992	4	Navy	El Cajon, Calif.
3	Gostkowski, Stephen	K	6-1	215	1/28/1984	13	Memphis	Madison, Miss.
RESERVE/INJURED LIST (5)								
#	NAME	POS	HT	WT	BORN	YR	COLLEGE	H.S. HOMETOWN
RESERVE/INJURED LIST (5)								
14	Berrios, Braxton	WR	5-9	190	10/6/1995	R	Miami (Fla.)	Raleigh, N.C.
85	Izzo, Ryan	TE	6-5	255	12/21/1995	R	Florida State	Sparta, N.J.
67	John, Ulrick	OL	6-6	312	5/20/1992	5	Georgia State	Hinesville, Ga.
44	Sam, Christian	LB	6-2	240	6/7/1996	R	Arizona State	Allen, Texas
76	Wynn, Isaiah	OL	6-2	310	12/9/1995	R	Georgia	St. Petersburg, Fla.
RESERVE/NON-FOOTBALL INJURY (2)								
#	NAME	POS	HT	WT	BORN	YR	COLLEGE	H.S. HOMETOWN
NON-FOOTBALL INJURY (2)								
16	Andrews, Darren	WR	5-10	200	8/5/1995	R	UCLA	Phillips Ranch, Calif.
81	Hollister, Cody	WR	6-4	215	11/18/1993	1	Arkansas	Bend, Ore.



HOW THE PATRIOTS WERE BUILT

UPDATED: September 4, 2018

<u>YEAR</u>	<u>DRAFTEES (25)</u>	<u>VETERAN FREE AGENTS (9)</u>	<u>WAIVERS (3) / TRADES (8)</u>	<u>ROOKIE AND FIRST-YEAR FREE AGENTS (9)</u>
2000	Tom Brady (6b)			
2006	Stephen Gostkowski (4b)			
2008	Matthew Slater (5)			
2009	Julian Edelman (7a)			
2010	Devin McCourty (1) Rob Gronkowski (2a)			
2011	Marcus Cannon (5a)			
2012	Dont'a Hightower (1b) Nate Ebner (6)			James Develin (fa) (CIN)
2013	Duron Harmon (3b)			Ryan Allen (fa)
2014	James White (4b)	Patrick Chung (2) (NE)		
2015	Malcom Brown (1) Geneo Grissom (3) Trey Flowers (4a) Shaq Mason (4c) Joe Cardona (5)		LaAdrian Waddle (fa) CW (DET)	David Andrews (fa) Brandon King (fa)
2016	Joe Thuney (3a) Elandon Roberts (6b) Ted Karras (6c)	Chris Hogan (fa) (SF)	Eric Rowe (2) (tr-PHI) Kyle Van Noy (2) (tr-DET)	Jonathan Jones (fa)
2017	Derek Rivers (3a) Deatrich Wise Jr. (4)	Rex Burkhead (6) (CIN) Stephon Gilmore (1) (BUF) Nicholas Grigsby (fa) (LAR) Lawrence Guy (7) (GB) Brian Hoyer (fa) (NE)	Dwayne Allen (3) (tr-IND) Phillip Dorsett (1) (tr-IND)	Adam Butler (fa) Keionta Davis (fa) Jacob Hollister (fa)
2018	Sony Michel (1b) Duke Dawson (2) Ja'Whaun Bentley (5) Keion Crossen (7b)	Adrian Clayborn (1) (TB) Jeremy Hill (2) (CIN)	Trent Brown (7) (tr-SF) Amara Darboh (3) CW (SEA) Chad Hansen (4) CW (NYJ) Jason McCourty (6) (tr-CLE) Cordarrelle Patterson (1) (tr-OAK) Danny Shelton (1) (tr-CLE)	J.C. Jackson (fa)

NOTE: Team in parenthesis is the player's original team
 (#) – indicates round drafted
 (fa) – indicates non-drafted free agents

RESERVE/INJURED LIST

Braxton Berrios (6b)
 Ryan Izzo (7c)
 Ulrick John (7) (IND)
 Christian Sam (6a)
 Isaiah Wynn (1a)

RESERVE/NON-FOOTBALL INJURY

Darren Andrews (fa)
 Cody Hollister (fa)



UNOFFICIAL DEPTH CHART

Unofficial depth chart compiled by Patriots media relations

OFFENSE

WR: 15 Chris Hogan	84 Cordarrelle Patterson	82 Amara Darboh	18 Matthew Slater
LT: 77 Trent Brown	68 LaAdrian Waddle		
LG: 62 Joe Thuney	75 Ted Karras		
C: 60 David Andrews	75 Ted Karras		
RG: 69 Shaq Mason	75 Ted Karras		
RT: 61 Marcus Cannon	68 LaAdrian Waddle		
TE: 87 Rob Gronkowski	83 Dawyne Allen	47 Jacob Hollister	
WR: 13 Phillip Dorsett	16 Chad Hansen	11 Julian Edelman	
QB: 12 Tom Brady	2 Brian Hoyer		
RB: 34 Rex Burkhead	33 Jeremy Hill	46 James Develin (FB)	
RB: 28 James White	<u>26 Sony Michel</u>		

DEFENSE

LE: 98 Trey Flowers	91 Deatrich Wise Jr.	58 Keionta Davis
DT: 93 Lawrence Guy	71 Danny Shelton	
DT: 90 Malcom Brown	70 Adam Butler	
RE: 94 Adrian Clayborn	95 Derek Rivers	96 Geneo Grissom
LB: 54 Dont'a Hightower	50 Nicholas Grigsby	36 Brandon King
LB: 52 Elandon Roberts	<u>51 Ja'Whaun Bentley</u>	
LB: 53 Kyle Van Noy	<u>51 Ja'Whaun Bentley</u>	
RCB: 24 Stephon Gilmore	30 Jason McCourty	<u>27 J.C. Jackson</u>
LCB: 25 Eric Rowe	31 Jonathan Jones	<u>35 Keion Crossen</u>
S: 23 Patrick Chung	21 Duron Harmon	
S: 32 Devin McCourty	43 Nate Ebner	<u>29 Duke Dawson</u>

SPECIAL TEAMS

K: 3 Stephen Gostkowski	
P: 6 Ryan Allen	
H: 6 Ryan Allen	
PR: 23 Patrick Chung	
KR: 84 Cordarrelle Patterson	18 Matthew Slater
LS: 49 Joe Cardona	

PRONUNCIATION GUIDE

Ja'Whaun Bentley	ja-WAHN	Dont'a Hightower	don-TAY
Joe Cardona	car-DOAN-a	Ted Karras	CARE-us
Amara Darboh	uh-MAR-uh DAR-bo	Sony Michel	SO-nee mih-SHELL
Keionta Davis	KEY-on-tay	Cordarrelle Patterson	cor-DARE-uhl
Phillip Dorsett	door-SET	Elandon Roberts	EE-lan-don
Stephon Gilmore	steph-AHN	Joe Thuney	TOO-nee
Stephen Gostkowski	gost-COW-ski	Deatrich Wise Jr.	DEE-tritch
Geneo Grissom	GEE-no		



2018 TRANSACTIONS

UPDATED: SEPTEMBER 4, 2018

FEBRUARY 2018

2/6/2018	Ferentz, James	Signed to a future contract
2/6/2018	Hollister, Cody	Signed to a future contract
2/6/2018	Jones, David	Signed to a future contract
2/6/2018	King, Jason	Signed to a future contract
2/6/2018	Lewis, Ryan	Signed to a future contract
2/6/2018	McCarron, Riley	Signed to a future contract
2/6/2018	Travis, Demarius	Signed to a future contract
2/6/2018	Tye, Will	Signed to a future contract
2/6/2018	Wiltz, Jomal	Signed to a future contract

MARCH 2018

3/7/2018	Bennett, Martellus	Released
3/7/2018	Reedy, Bernard	Released
3/15/2018	Shelton, Danny	Acquired Via Trade (Cleveland)
3/15/2018	McCourty, Jason	Acquired Via Trade (Cleveland)
3/15/2018	Burkhead, Rex	Re-signed
3/17/2018	Clayborn, Adrian	Signed
3/17/2018	Hill, Jeremy	Signed
3/17/2018	Tobin, Matt	Signed
3/19/2018	McClellin Shea	Released
3/19/2018	Patterson, Cordarrelle	Acquired Via Trade (Oakland)
3/21/2018	Slater, Matthew	Re-signed
3/23/2018	Flowers, Marquis	Re-signed
3/26/2018	Waddle, LaAdrian	Re-signed

APRIL 2018

4/4/2018	Cooks, Brandin	Traded to Los Angeles Rams
4/4/2018	Bowanko, Luke	Signed
4/4/2018	Niklas, Troy	Signed
4/6/2018	Matthews, Jordan	Signed
4/24/2018	John, Ulrick	Signed
4/26/2018	Wynn, Isaiah	Drafted
4/26/2018	Michel, Sony	Drafted
4/27/2018	Brown, Trent	Acquired Via Trade (San Francisco)
4/27/2018	Dawson, Duke	Drafted
4/28/2018	Bentley, Ja'Whaun	Drafted
4/28/2018	Sam, Christian	Drafted
4/28/2018	Berrios, Braxton	Drafted
4/28/2018	Etling, Danny	Drafted
4/28/2018	Crossen, Keion	Drafted
4/28/2018	Izzo, Ryan	Drafted

MAY 2018

5/10/2018	King, Jason	Released
5/11/2018	Andrews, Darren	Signed
5/11/2018	Atkins, John	Signed
5/11/2018	Harris, Trent	Signed
5/11/2018	Herron, Frank	Signed
5/11/2018	Jackson, J.C.	Signed
5/11/2018	Lacy, Chris	Signed
5/11/2018	Moore, A.J.	Signed
5/11/2018	Webb, Ralph	Signed
5/11/2018	Wimann, Shane	Signed
5/11/2018	Bentley, Ja'Whaun	Signed/Draft Choice
5/11/2018	Berrios, Braxton	Signed/Draft Choice
5/11/2018	Crossen, Keion	Signed/Draft Choice
5/11/2018	Etling, Danny	Signed/Draft Choice
5/11/2018	Izzo, Ryan	Signed/Draft Choice
5/11/2018	Sam, Christian	Signed/Draft Choice
5/11/2018	Garcia, Tony	Released
5/14/2018	Bojorquez, Corey	Signed
5/14/2018	Andrews, Darren	Released
5/15/2018	Andrews, Darren	Placed on Reserve/Non-Football Injury
5/16/2018	Dawson, Duke	Signed/Draft Choice
5/18/2018	King, Jason	Signed
5/18/2018	Lacy, Chris	Released

JUNE, 2018

6/22/2018	Wynn, Isaiah	Signed/Draft Choice
-----------	--------------	---------------------

JULY 2018

7/23/2018	Michel, Sony	Signed/Draft Choice
7/23/2018	Jelks, Andrew	Reserve/Retired
7/23/2018	Lucien, Devin	Signed
7/23/2018	Jones, David	Released
7/24/2018	Pleasant, Eddie	Signed
7/24/2018	Theaker, Nate	Signed
7/24/2018	Hollister, Cody	Released
7/26/2018	Hollister, Cody	Placed on Reserve/Non-Football Injury
7/27/2018	Turner, Paul	Signed
7/27/2018	Niklas, Troy	Released
7/31/2018	Schwenke, Brain	Signed
7/31/2018	Wimann, Shane	Released

AUGUST 2018

8/1/2018	Poggi, Henry	Signed
8/1/2018	Matthews, Jordan	Released
8/2/2018	Theaker, Nate	Released
8/3/2018	Decker, Eric	Signed
8/6/2018	Mitchell, Malcolm	Released
8/22/2018	Britt, Kenny	Released
8/27/2018	Decker, Eric	Released
8/27/2018	Pleasant, Eddie	Released
8/27/2018	Farrow, Kenneth	Signed
8/27/2018	Maye, K.J.	Signed
8/27/2018	Muhammad, Khalfani	Signed
8/31/2018	Richards, Jordan	Traded to Atlanta
8/31/2018	Herron, Frank	Released
8/31/2018	Lewis, Ryan	Released
8/31/2018	Lucien, Devin	Released
8/31/2018	Muhammad, Khalfani	Released
8/31/2018	Turner, Paul	Released

SEPTEMBER 2018

9/1/2018	Berrios, Braxton	Placed on Reserve/Injured
9/1/2018	John, Ulrick	Placed on Reserve/Injured
9/1/2018	Sam, Christian	Placed on Reserve/Injured
9/1/2018	Wynn, Isaiah	Placed on Reserve/Injured
9/1/2018	Atkins, John	Released
9/1/2018	Bojorquez, Corey	Released
9/1/2018	Bolden, Brandon	Released
9/1/2018	Bowanko, Luke	Released
9/1/2018	Croston, Cole	Released
9/1/2018	Etling, Danny	Released
9/1/2018	Farrow, Kenneth	Released
9/1/2018	Ferentz, James	Released
9/1/2018	Flowers, Marquis	Released
9/1/2018	Gillislee, Mike	Released
9/1/2018	Harris, Trent	Released
9/1/2018	Jones, Cyrus	Released
9/1/2018	King, Jason	Released
9/1/2018	Langi, Harvey	Released
9/1/2018	Lee, Eric	Released
9/1/2018	Maye, K.J.	Released
9/1/2018	McCarron, Riley	Released
9/1/2018	Moore, A.J.	Released
9/1/2018	Poggi, Henry	Released
9/1/2018	Schwenke, Brian	Released
9/1/2018	Tobin, Matt	Released
9/1/2018	Travis, Demarius	Released
9/1/2018	Tye, Will	Released
9/1/2018	Valentine, Vincent	Released
9/1/2018	Webb, Ralph	Released
9/1/2018	Wiltz, Jomal	Released
9/2/2018	Darboh, Amra	Claimed off Waivers (SEA)
9/2/2018	Hansen, Chad	Claimed off Waivers (NYJ)
9/2/2018	Izzo, Ryan	Placed on Reserve/Injured
9/2/2018	Croston, Cole	Signed to the practice squad
9/2/2018	Etling, Danny	Signed to the practice squad
9/2/2018	Ferentz, James	Signed to the practice squad
9/2/2018	Harris, Trent	Signed to the practice squad
9/2/2018	McCarron, Riley	Signed to the practice squad
9/2/2018	Valentine, Vincent	Signed to the practice squad
9/2/2018	Webb, Ralph	Signed to the practice squad
9/2/2018	Wiltz, Jomal	Signed to the practice squad



PATRIOTS

vs. Texans

SERIES HISTORY



The Patriots will face Houston for the fourth straight year in the regular season and for the third straight time at Gillette Stadium.

Last season, the Patriots conducted joint practices at the Texans' training camp facility in West Virginia followed by a Week 2 preseason meeting in Houston. The Texans won that game 27-23. The Patriots hosted Houston in Week 3 of the regular season and beat Houston, 36-33, when QB Tom Brady completed a 25-yard, toe-tapping touchdown pass to WR Brandin Cooks with 23 seconds to play to claim the win.

In 2016, the Patriots and Texans played twice with New England taking a 27-0 victory on Sept. 22 and then a 34-16 win in the Divisional Playoffs. Both of those games were played at Gillette Stadium.

Overall, the Patriots have met Houston 10 times and hold an 9-1 advantage since Houston entered the NFL in 2002, including 7-1 in the regular season and 2-0 in the postseason.

The Patriots are 6-0 overall against the Texans at home.

New England's only loss against Houston was in the final game of the 2009 regular season when Houston defeated the Patriots 34-27. The Patriots had already clinched the division prior to that game and Tom Brady was relieved for portions of that game by then backup QB Brian Hoyer.

Before the Texans joined the league, the Patriots and the Houston Oilers were foes dating back to the days of the American Football League, playing twice a year from 1960-69 and 33 times overall before the Oilers moved to Tennessee following the 1996 season.

REGULAR SEASON - PATRIOTS 7, TEXANS 1

Date	Result	Score	H/A	Stadium
11/23/03	W	23-20	A	Reliant Stadium
12/17/06	W	40-7	H	Gillette Stadium
01/03/10	L	27-34	A	Reliant Stadium
12/10/12	W	42-14	H	Gillette Stadium
12/01/13	W	34-31	A	Reliant Stadium
12/13/15	W	27-6	A	Reliant Stadium
09/23/16	W	27-0	H	Gillette Stadium
09/24/17	W	36-33	H	Gillette Stadium

POSTSEASON - PATRIOTS 2, TEXANS 0

Date	Result	Score	H/A	Stadium
01/13/13	W	41-28	W	Gillette Stadium
01/14/17	W	34-16	W	Gillette Stadium

TALE OF THE TAPE

2017 Regular Season	New England	Houston
Record	13-3	4-12
Divisional Standings	1st	4th
Total Yards Gained	6,307	5,120
Total Offense (Rank)	394.2 (1)	320.0 (20)
Rush Offense	118.1 (10)	115.1 (14)
Pass Offense	276.1 (2)	204.9 (21)
Points Per Game	28.6 (2)	21.1 (17)
Total Yards Allowed	5,856	5,546
Total Defense (Rank)	366.0 (29)	346.6 (20)
Rush Defense	114.8 (20)	109.2 (13)
Pass Defense	251.3 (30)	237.4 (24)
Points Allowed/Game	18.5 (5)	27.3 (32)
Possession Avg.	30:37	30:07
Sacks Allowed/Yards Lost	35/201	54/366
Sacks Made/Yards	42/299	32/200
Total Touchdowns Scored	49	40
Penalties Against/Yards	95/835	124/1050
Punts/Avg.	58/43.4	92/49.0
Turnover Differential	+6 (11)	-12 (28)

UNBLEMISHED RECORD

The Texans are one of four teams against which the Patriots own an undefeated regular season home record (4-0). The Patriots are 5-0 against Baltimore, 4-0 against Chicago and 4-0 against Jacksonville.

BRADY VS. HOUSTON

Tom Brady is 6-1 against Houston in the regular season and 2-0 in the post-season.

Tom Brady vs. Houston (6-1) (Regular Season)

Date	H/A	A	C	Yd	TD	I	W/L	Score
11/23/03	A	47	29	368	2	2	W	23-20(ot)
12/17/06	H	23	16	109	2	0	W	40-7
01/03/10	A	26	17	186	0	1	L	27-34
12/12/12	H	35	21	296	4	0	W	42-14
12/01/13	A	41	29	371	2	1	W	34-31
12/13/15	A	30	22	226	2	0	W	27-6
09/24/17	H	35	25	378	5	0	W	36-33
Totals		237	159	1,934	17	4		6-1

Tom Brady vs. Houston (2-0) (Postseason)

Date	H/A	A	C	Yd	TD	I	W/L	Score
01/13/13	H	40	25	344	3	0	W	41-28
01/14/17	H	38	18	287	2	2	W	34-16
Totals		78	43	631	5	2		2-0

LAST MEETING: PATRIOTS 36, TEXANS 33

September 24, 2017 ★ Gillette Stadium

	1	2	3	4	Final
Houston Texans	10	10	7	6	— 33
New England Patriots	7	14	7	8	— 36

Wide receiver Brandin Cooks caught a 25-yard toe-tapping touchdown with 23 seconds to play and then added a two-point play to give the Patriots a 36-33 come-from-behind victory over the visiting Houston Texans.

The New England defense stopped Houston on a third-and-1 play when they tried to run the ball up the middle from the New England 18-yard line with 2:34 left, forcing the Texans to settle for a field goal that gave them a 33-28 lead with 2:28 to play.

QB Tom Brady, who finished 25-of-35 for 378 yards and five touchdowns, led the Patriots on the game winning drive that began at the 25-yard line. Brady completed two big third downs to keep the drive alive. Faced with a third-and-12, he connected on a 15-yard pass to TE Rob Gronkowski and then when faced with a third-and-18 from his own 48-yard line, connected with WR Danny Amendola to the Houston 25-yard line. On the next play, Brady went deep to Cooks for the game winner.

Cooks finished the game with five receptions for 131 yards and two touchdowns. He also caught two 40-yard passes, including a 42-yard touchdown pass in the third quarter.

The Patriots defense struggled against rookie QB Deshaun Watson, who rushed for 41 yards and passed for 301 yards with two touchdowns. Despite the struggles, the Patriots defense was able to hold Houston to field goals on drives to the New England 13 and 18-yard line in the fourth quarter.

New England opened the game with a seven-play, 51-yard drive that ended with a 5-yard touchdown pass from Brady to Gronkowski for a 7-0 lead. The Patriots were set up with good field position following a 33-yard punt return by Amendola to midfield. Houston responded with a field goal drive and later in the first quarter took just two plays to make it 10-7. After starting a drive at midfield, Watson connected on a 15-yard pass followed by a 29-yard touchdown strike to take the lead.

The two teams exchanged leads in the second quarter. CB Stephon Gilmore intercepted Watson and returned the pick 39 yards to the Houston 12-yard line. That helped get in position for a 7-yard touchdown pass from Brady to WR Chris Hogan to make it 14-10. However, Houston scored on the game's next two possessions with a field goal and then a strip sack that resulted in a 22-yard touchdown by LB Jadeveon Clowney for a 20-14 Houston lead.

Brady threw deep to Hogan on a 47-yard touchdown pass on the next series to give the Patriots a 21-20 lead at halftime.

The Patriots opened the second half with a 42-yard touchdown pass from Brady to Cooks to extend their lead to 28-20. Houston scored 13 straight points to take a 33-28 lead in the fourth quarter before the Patriots' comeback effort.



PATRIOTS

vs. Texans

CONNECTIONS

NEW ENGLAND TIES

- ★ Houston head coach **Bill O'Brien** was born in Dorchester, Mass., grew up in Andover, and attended St. John's Prep in Danvers. O'Brien also played linebacker and defensive end at Brown from 1990-92 and later coached at the university.
- ★ Texans general manager **Brian Gaine** played tight end at the University of Maine and served as a team captain his senior year.
- ★ Texans wide receivers coach **John Perry** graduated from New Hampshire and later coached at the university in addition to stints at Northeastern, Brown, Dartmouth and Merrimack College.
- ★ Houston quarterbacks coach **Sean Ryan** coached at Boston College from 2001-02 and also worked at Harvard for the 2006 season.
- ★ Texans TE **Ryan Griffin** went to Connecticut and is originally from Londonderry, N.H.

TEXAS TIES

- ★ Patriots RB **Rex Burkhead** hails from Plano, Texas, and attended Plano High School where he was a standout dual-sport athlete, earning multiple district and state honors in both football and basketball.
- ★ Patriots DL **Malcom Brown** went to Texas and is originally from Brenham, Texas.
- ★ New England OL **Marcus Cannon** went to Texas Christian and is originally from Odessa, Texas.
- ★ New England LB **Elandon Roberts** went to Houston is originally from Port Arthur, Texas.
- ★ Patriots DB **Eric Rowe** is originally from Klein, Texas, and attended Klein High School.
- ★ New England OL **LaAdrian Waddle** went to Texas Tech and is originally from Columbus, Texas.
- ★ Patriots DL **Deatrich Wise Jr.** is from Carrollton, Texas, and attended Hebron High School.
- ★ Patriots wide receivers coach **Chad O'Shea** was born in Houston, Texas. He played at the University of Houston from 1994-95 and coached there from 1996-99.
- ★ Patriots DL **Adam Butler** is from Duncanville, Texas, and was a two-time captain on the football team at Duncanville High School.
- ★ Patriots offensive line coach **Dante Scarnecchia** had two different coaching stints at Southern Methodist University, first as an offensive line assistant in 1975-76 and later as the offensive line coach in 1980-81.

FORMER PATRIOTS

- ★ Houston head coach **Bill O'Brien** spent the 2007-11 seasons in New England. The Andover, Mass., native was the Patriots offensive assistant in 2007, wide receivers coach in 2008, quarterbacks coach from 2009-10 and offensive coordinator/quarterbacks in 2011.
- ★ Texans assistant head coach/defensive coordinator **Romeo Crennel** was the defensive coordinator for the Patriots from 2001-04 and coached New England's defensive line from 1993-96.
- ★ Texans offensive/special teams assistant **Wes Welker** had a six-year playing career with the Patriots from 2007-12. He was selected to the Pro Bowl or All-Pro team every year of his Patriots career and still holds the top five single-season reception totals in franchise history.
- ★ Texans special teams coordinator **Brad Seely** worked in the same capacity with the Patriots from 1999-2008 and was a part of three Super Bowl-winning teams.
- ★ Texans CB **Johnson Bademosi** played at New England in 2017, appearing in all 16 games.
- ★ Texans S **A.J. Moore** went to training camp with New England in 2018 and was claimed off waivers and awarded to Houston on Sept. 2, 2018.

FORMER TEXANS

- ★ Patriots director of college scouting **Monti Ossenfort** gained his first personnel experience in the league as an intern with the Texans in 2002 and later became a college scout for the club.
- ★ Patriots QB **Brian Hoyer** played for Houston in 2015, notching a career-high 19 touchdowns over 11 games. He became the first QB in Texans history to throw two or more touchdown passes in five consecutive games.

FORMER NFL TEAMMATES

- ★ Texans assistant head coach/defensive coordinator **Romeo Crennel** coached with New England head coach **Bill Belichick** at the New York Giants from 1981-90 and at the New York Jets from 1997-99.
- ★ Patriots head coach **Bill Belichick** was the assistant head coach and secondary

CONNECTIONS

- coach for the New York Jets while Texans general manager **Brian Gaine** worked in the team's scouting department in 1999. Patriots director of football and head coach administration **Berj Najarian** was also in New York with Gaine in 1999.
- ★ Houston special teams coordinator **Brad Seely** was the special teams coach for Oakland with Patriots WR **Cordarrelle Patterson** in 2017 while Patterson returned kicks. Houston assistant special teams coach **Tracy Smith** also coached Patterson in Oakland.
- ★ Patriots offensive line coach **Dante Scarnecchia** worked for Indianapolis in the same capacity with Texans special teams coordinator **Brad Seely** from 1989-1990. Seely worked as special teams and tight ends coach for the Colts.
- ★ Houston CB **Johnathan Joseph** and Patriots FB **James Develin** were teammates at the Cincinnati Bengals.
- ★ Texans defensive line coach **Anthony Weaver** worked in Buffalo when Patriots WR **Chris Hogan** played for the Bills.
- ★ Patriots DL **Lawrence Guy** was coached by Texans senior defensive assistant and outside linebackers coach **John Pagano** when Pagano was defensive coordinator for the Los Angeles Chargers from 2013-14.
- ★ Texans OL **Seantrel Henderson** played for Buffalo with Patriots CB **Stephon Gilmore** (2012-16) and WR **Chris Hogan** (2012-15). Texans assistant secondary coach **D'Anton Lynn** worked as a defensive assistant for Buffalo with Hogan and Gilmore.
- ★ Patriots OL **Trent Brown** played for the 49ers with Texans WR **Bruce Ellington** in 2015.
- ★ Texans S **Marcus Gilchrist** was teammates with Patriots DL **Lawrence Guy** at San Diego in 2013 and 2014.
- ★ Texans DE **Angelo Blackson** played for Tennessee with Patriots DB **Jason McCourty**.
- ★ Texans CB **Johnson Bademosi** played for the Browns with Patriots QB **Brian Hoyer** (2013-14) and DL **Danny Shelton** (2015).
- ★ Patriots QB **Brian Hoyer** played at Arizona with Texans OL **Senio Kelemete** in 2012.
- ★ Texans WR **Sammie Coates Jr.** played for Cleveland with Patriots DB **Jason McCourty** and DL **Danny Shelton** in 2017.
- ★ Patriots LB **Kyle Van Noy** played on Detroit with Texans CB **Johnson Bademosi** in 2016.
- ★ Texans QB **Joe Webb III** played for Minnesota with Patriots WR **Cordarrelle Patterson** in 2013 while Patriots defensive line coach **Brendan Daly** worked in the same capacity for the Vikings from 2012-13.

FORMER COLLEGE TEAMMATES

- ★ Patriots RB **James White** played one season (2010) with Texans DE **J.J. Watt** at Wisconsin. Watt played under consultant to the head coach **Bret Bielema** from 2009-10 when he was head coach at Wisconsin.
- ★ Texans CB **Kareem Jackson** and Patriots LB **Dont'a Hightower** were teammates on Alabama's 2009 National Championship team, and Patriots special teams coach **Joe Judge** was also a member of the Crimson Tide's support staff.
- ★ Patriots CB **Stephon Gilmore** was college teammates with Texans DE **Jadeveon Clowney** and WR **Bruce Ellington** at South Carolina for one season in 2011.
- ★ Patriots TE **Dwayne Allen** and Texans WR **DeAndre Hopkins** played together at Clemson University from 2010-11. In 2011, Hopkins and Allen finished in the top-three on the team in receptions, receiving yards and receiving touchdowns. Allen was also teammates with Texans S **Marcus Gilchrist** from 2008-10 at Clemson.
- ★ Houston secondary coach **Anthony Midget** was the secondary coach and special teams coordinator before becoming defensive coordinator at Georgia State when Patriots OL **Shaq Mason** played there.
- ★ Patriots WR **Phillip Dorsett** played with Texans RB **Lamar Millar** at Miami in 2011 and OL **Seantrel Henderson** from 2011-13.
- ★ Patriots DB **Jonathan Jones** and DB **Brandon King** played with Texans WR **Sammie Coates Jr.** and DE **Angelo Blackson** at Auburn.
- ★ Texans RB **Alfred Blue** played on LSU with Patriots RB **Jeremy Hill** (2012-13).
- ★ Patriots DL **Geneo Grissom** played with Texans CB **Aaron Colvin** at Oklahoma from 2011-13.
- ★ Patriots G **Ted Karras** shared the field with Texans OLB **Whitney Mercilus** at Illinois.
- ★ Patriots WR **Cordarrelle Patterson** played for Tennessee with Texans OL **Zach Fulton**.
- ★ Patriots DL **Danny Shelton** played for Washington with Texans OL **Senio Kelemete** in 2011.
- ★ Texans LB **Zach Cunningham** shared the field with Patriots DL **Adam Butler** at Vanderbilt from 2013-16.



PATRIOTS

WHAT TO LOOK FOR THIS WEEK

TEAM

IF THE PATRIOTS WIN...

- ★ It will be the team's 14th opening day win since 2000 and the 33rd opening day win in franchise history. New England is currently tied for fourth with L.A. Chargers among current AFC teams for most opening-day wins behind Pittsburgh (43), Denver (38) and Indianapolis (33).
- ★ The Patriots will have won nine out of their last 10 home openers on kickoff weekend.
- ★ The Patriots will earn their 170th home victory since 1994 (including post-season), extending their league record during that time.
- ★ The Patriots will improve their record to 8-1 against the Houston Texans in the regular season and 10-1 all-time. The Texans are the Patriots' least-common opponent in the AFC, with their first matchup coming in 2003.
- ★ The Patriots will extend their undefeated home record against the Texans to 5-0. Houston is one of just four teams against which the Patriots own an undefeated regular-season home record (4-0). The Patriots are 5-0 against Baltimore, 4-0 against Chicago and 4-0 against Jacksonville.

WHAT TO LOOK FOR...

- ★ The Patriots did not allow a 300-yard passer in their final 10 regular-season games of 2017. They can extend that streak to 11 games against the Texans, which would be the first time the team has reached that mark since 2006-07, when they held opposing quarterbacks below 300 yards from Week 14 of the 2006 season through Week 11 of the 2007 season, a 14-game streak. The Patriots have accomplished a streak of more than 10 games twice under Bill Belichick, first from 2003-04 (14 games) and again from 2006-07 (14 games).
- ★ The Patriots defense did not allow a fourth-quarter touchdown in the final five games of the 2017 regular season, and they can extend that streak against the Texans. The defense also kept opponents to eight or less fourth-quarter points in 14-of-16 games in 2017.

BILL BELICHICK

IF THE PATRIOTS WIN...

- ★ Bill Belichick will pass Tom Landry for third all-time in NFL history among head coaches with 251 regular season victories.
- ★ Bill Belichick will earn his 16th win on kickoff weekend, extending his lead amongst active head coaches. Belichick (15-8, .652) and Kansas City's Andy Reid (11-8, .579) are the only active head coaches who have won at least 10 Kickoff Weekend games and own an opening weekend winning percentage above .500.
- ★ Bill Belichick will earn his 14th win against a former assistant coach. His current record against former assistants turned head coaches is 12-8 in the regular season (13-8 all-time). Belichick is 3-0 in the regular season and 4-0 all-time against Texans head coach Bill O'Brien.

TOM BRADY

IF THE PATRIOTS WIN...

- ★ Tom Brady will pass Brett Favre (13 wins) for most regular-season wins for a starting quarterback at age 40 or older, an NFL record. His 13 wins in 2017 were the most in a single season by a 40-year old quarterback.
- ★ Tom Brady will tie Peyton Manning's NFL record for quarterbacks with 13 opening-day wins. Brady's win percentage (.800, 12-3 record) is the best among any quarterback on opening day in the Super Bowl era.
- ★ Tom Brady can extend his NFL record to 224 career wins by a quarterback. Adam Vinatieri currently is first all-time among all players with 225 career wins entering 2018.
- ★ Tom Brady can extend his NFL record for career wins in a venue to 102 victories at Gillette Stadium.

WHAT TO LOOK FOR...

- ★ As Brady enters his 19th season with the Patriots, he joins Jim Marshall (19-Minnesota), Bruce Matthews (19-Houston/Tennessee), Darrell Green (20-Washington), Jackie Slater (20-LA Rams) and Jason Hanson (21-Detroit) as the only players with at least 19 seasons played with one NFL team.
- ★ If Tom Brady throws touchdown passes to two new targets, he will tie Vinny Testaverde's NFL-record of 70 different touchdown targets.
- ★ Tom Brady needs one game of six or more touchdown passes to tie Peyton Manning for the NFL record of three such games.
- ★ Tom Brady can extend his NFL record to 56 games with three touchdown passes and no interceptions.

ROB GRONKOWSKI

WHAT TO LOOK FOR...

- ★ If Rob Gronkowski tallies more than 180 receiving yards from Brady, the tandem will pass Tony Romo and Jason Witten (7,284 yards) for second-most yards between a quarterback and tight end in NFL history. Philip Rivers and Antonio Gates are first with 8,938 yards.
- ★ Rob Gronkowski, currently ranked 21st in the NFL among tight ends with 474 receptions, needs five catches to move into the top 20 all-time and tie Delanie Walker and Owen Daniels.

DEVIN & JASON McCOURTY

WHAT TO LOOK FOR...

- ★ Devin McCourty needs one interception to tie Don Webb (21 interceptions) for 11th all-time in Patriots history.
- ★ Devin and Jason McCourty look to become the first set of twins to play for an NFL team since 1926 when Gene and Tom Golsen suited up for the Louisville Cardinals.

JAMES WHITE

WHAT TO LOOK FOR...

- ★ James White needs 4 rushing yards to earn a spot in the top 50 leading rushers in Patriots history.
- ★ If James White (195 catches) records more than two receptions, he will pass DeMarco Murray for fifth-most receptions by a running back in the NFL (including postseason) since he entered the league in 2014.



OPENING DAY

Notes

SUCCESS ON KICKOFF WEEKEND

The defending AFC Champion New England Patriots have won eight of their past nine home openers on Kickoff Weekend. The Patriots are tied for the fourth-most Kickoff Weekend wins among current AFC teams (32).

AFC TEAMS WITH THE MOST KICKOFF WEEKEND WINS

Team	Kickoff Weekend Wins
Pittsburgh	43
Denver	38
Indianapolis	33
New England	32
L.A. Chargers	32
Kansas City	31

SEASON OPENER SUPERLATIVES

RUSHING YARDS

Year	Name	Opponent	No	Yds	Avg	LG	TD
1982	Tony Collins	Baltimore	21	137	6.5	54	0
2012	Stevan Ridley	Tennessee	21	125	6.0	17	1
1977	S. Cunningham	Kansas City	23	105	4.6	11	0
1995	Curtis Martin	Cleveland	19	102	5.4	30	1
2013	Shane Vereen	Buffalo	14	101	7.2	21	0
1983	R. Weathers	Baltimore	6	100	16.7	77	1

RECEIVING YARDS

Year	Name	Opponent	No	Yds	Avg	LG	TD
2007	Randy Moss	N.Y. Jets	9	183	20.3	51t	1
1994	Ben Coates	Miami	8	161	20.1	62	2
2011	Wes Welker	Miami	8	160	20.0	99t	2
1989	Cedric Jones	N.Y. Jets	8	148	18.5	36	0
2009	Randy Moss	Buffalo	12	141	11.8	31	0

PASSING YARDS

Year	Name	Opponent	Att	Com	Yds	TD	Int
2011	Tom Brady	Miami	48	32	517	4	1
1994	Drew Bledsoe	Miami	51	32	421	4	2
2009	Tom Brady	Buffalo	53	39	378	2	1
1999	Drew Bledsoe	N.Y. Jets	30	21	340	1	1
1997	Drew Bledsoe	San Diego	39	26	340	4	0

Tom Brady's 517 yards passing in the Miami game in 2011 on kickoff weekend was the second-best passing day on kickoff weekend in NFL history. Norm Van Brocklin passed for 554 yards for the Los Angeles Rams vs. the New York Yanks on Sept. 28, 1951.

OPENING DAY RECORDS

OPENING DAY RECORDS FOR THE PATRIOTS

	W	L	T	Pct.	Streak
New England Patriots	32	26	0	.552	L-1
Bill Belichick	15	8	0	.652	L-1
Tom Brady	12	3	0	.800	L-1

BELICHICK ON KICKOFF WEEKEND

Bill Belichick is 15-8 (.652) on Kickoff Weekend and his 15 wins are the most among active head coaches. Belichick and Kansas City's Andy Reid (11-8, .579) are the only active head coaches who have won at least 10 Kickoff Weekend games and own an opening-weekend winning percentage above .500.

BRADY BEST ON OPENING DAY

Tom Brady is 12-3 as a starting quarterback on opening day, the best winning percentage among any quarterback on opening day in the Super Bowl era. With a win this week, he can match Peyton Manning with 13 wins.

QBS WITH THE BEST RECORD IN SEASON-OPENING GAMES (Super Bowl Era)

Player	Season-Opening Record	Win Pct.
Tom Brady	12-3	.800
Peyton Manning	13-4	.764
John Elway	12-4	.750
Dan Fouts	9-3	.750

PATS HAVE BEST RECORD IN PAST 10 YEARS

The Patriots record of 123-37 (.769) over the past 10 seasons is the best in the NFL. Only three NFL teams have posted a winning percentage of .600 or better during that time span.

BEST RECORDS SINCE 2008

Team	W	L	T	Pct.
New England	123	37	0	.769
Pittsburgh	106	54	0	.663
Green Bay	100	59	1	.628
Atlanta	95	65	0	.594
New Orleans	95	65	0	.594

BEST OPENING-MONTH RECORD

No team in the NFL has started off seasons stronger than the Patriots over the past 10 years, as New England has amassed a league-best 24-9 opening-month record since 2008.

BEST SEPTEMBER RECORDS SINCE 2008

Team	Wins	Losses	Pct.
New England	24	9	.727
Denver	24	9	.727
Baltimore	22	11	.667
Atlanta	22	12	.647
Green Bay	22	12	.647
Dallas	21	13	.618

ON TOP SINCE REALIGNMENT

In the 16 seasons since realignment in 2002, 28 different teams have won division titles. New England leads the NFL with 14 division titles and 14 overall playoff appearances during that time.

DIVISION TITLES SINCE 2002

Team	Division Titles	Playoff Seasons
New England	14	14
Indianapolis	9	12
Green Bay	9	12
Seattle	8	11
Pittsburgh	8	11
Philadelphia	7	9
Denver	6	8



PROJECTED CONTRIBUTORS

Offense


QB 12



TOM BRADY | 6-4 | 225 | MICHIGAN

- Entering 19th season as a 13-time Pro Bowler and five-time champion.
- Second all-time with 559 total TDs, just 20 behind Peyton Manning.
- All-time winningest quarterback with 223 career victories.

RB 34



REX BURKHEAD | 5-10 | 215 | NEBRASKA

- Played for Cincinnati from 2013-16 before joining New England.
- Set career-highs in touchdowns for both rushing (five) and receiving (three) in 2017 despite only playing in 10 games.
- Made a career-long 46-yard reception in Super Bowl LII.

RB 28



JAMES WHITE | 5-10 | 205 | WISCONSIN

- Plays a key role in both rushing and receiving and holds record for most receiving TDs by a running back since 2015 with 12.
- Holds three SB records with receptions (14), points (20) and TDs (three).
- Played in 14 regular season games and all three playoff contests in 2017.

WR 15



CHRIS HOGAN | 6-1 | 210 | MONMOUTH

- Played lacrosse at Penn State for four seasons before transferring.
- Scored a career-high five TDs in 2017 despite only playing in nine games.
- Played for Buffalo from 2012-15 before joining New England in 2016.


WR 13



PHILLIP DORSETT | 6-1 | 210 | MIAMI

- Fourth-year player out of the University of Miami.
- Joined New England in 2017 after a trade from Indianapolis, totaling 12 catches for 194 yards.
- Played in 41 career games with three total touchdowns.


TE 87



ROB GRONKOWSKI | 6-6 | 268 | ARIZONA

- Has the most touchdown receptions in the NFL since 2010 with 76.
- Brady has found him for 75 touchdowns, second-most in QB/TE history.
- Most 10-plus TD seasons by an NFL TE in league history with five.

T 77



TRENT BROWN | 6-8 | 380 | FLORIDA

- Played for the 49ers from 2015-17 before being traded to the Patriots.
- Started each of the 26 games he appeared in the past two seasons.
- Bill Belichick has referred to him as the biggest player he's ever coached.

G 62



JOE THUNEY | 6-5 | 308 | N.C. STATE

- Entering his third season out of N.C. State.
- Has started all 32 regular season games and six postseason games.
- USA Today First-Team All-American while at N.C. State.

C 60



DAVID ANDREWS | 6-3 | 300 | GEORGIA

- Earned a starting job in his rookie year and has started 41 of 44 games.
- Nephew of long-time NFL head coach and player Dan Reeves.
- Part of a top-10 total offense all three years as a starter.

G 69



SHAQ MASON | 6-1 | 310 | GEORGIA TECH

- Full name is Shaquille Olajuwon Mason after Shaquille O'Neal and Hakeem Olajuwon.
- Has started 41 of 46 regular season games since joining the team.

T 61



MARCUS CANNON | 6-6 | 335 | TCU

- Made 41 regular season starts and started all 22 over the past two years.
- A two-time SB Champion and named to 2016 AP All-Pro Second Team.
- Lettered in both football and track and field at TCU.

CORDARRELLE PATTERSON | 5-10 | 192

WR 84



- Sixth-year pro has spent career with Vikings (2013-16) and Raiders (2017).
- Enters 2018 seven TD receptions and six rushing TDs.
- Has four touchdown runs of 40 or more yards.

JEREMY HILL | 6-1 | 230

RB 33



- Played for Cincinnati from 2014-17 before joining the NE as a free agent.
- Enters 2018 tied for fifth-most rushing TDs in the NFL since 2014 with 29 scores.
- Started 43 of the 54 regular season games he has played in.

JAMES DEVELIN | 6-3 | 255

FB 46



- Played at Brown as a defensive end before converting to offense while playing in the Arena Football League.
- In 2017, he became the first Patriots full-back since Sam Cunningham in 1978 to earn Pro Bowl honors.
- Spent time in the AFL and on the Cincinnati practice squad for two seasons before working his way onto the Patriots 53-man roster in 2012.



PROJECTED CONTRIBUTORS

Defense

PROJECTED CONTRIBUTORS: DEFENSE

DE 98



TREY FLOWERS | 6-2 | 265 | ARKANSAS

- Led the team in sacks each of the last two seasons.
- Started all 14 games he played in 2017 with 6½ sacks and 62 tackles.
- Notched a team-high nine tackles in the 2017 AFC Championship game.
- Finished his career at Arkansas as the active SEC leader in tackles for loss.

DT 93



LAWRENCE GUY | 6-4 | 315 | ARIZONA STATE

- Started all but one game in his first Patriots season with 58 total tackles.
- Eight-year NFL veteran with stints with the Colts, Chargers and Ravens.
- Three-time honorable mention All-Pac-10 selection at Arizona State.

DT 90



MALCOLM BROWN | 6-2 | 320 | TEXAS

- Has started 37 of 45 regular season games since being drafted.
- Recorded 49 total tackles and 2½ sacks in the 2017 regular season.
- Started all eight playoff games, recording one sack and 29 total tackles.

DE 94



ADRIAN CLAYBORN | 6-3 | 280 | IOWA

- Seven-year NFL veteran who has started 49 of 81 games he has played in.
- Set a Falcons franchise record with six sacks vs. Dallas (11/12/17).
- Totaled 30 sacks and 167 tackles while with Tampa Bay and Atlanta.

LB 54



DONT'A HIGHTOWER | 6-3 | 260 | ALABAMA

- One of two players in NFL history with multiple national titles and Super Bowl titles along with Russell Maryland.
- Totaled 445 tackles and 19 sacks in his six seasons with New England.

LB 52



ELANDON ROBERTS | 6-0 | 238 | HOUSTON

- Started 19 of 28 regular season games and totaled 111 tackles.
- Made his first start in 2016 against N.Y. Jets and made seven tackles.
- Emerged as a starter his rookie season after being a sixth-round choice.

LB 53



KYLE VAN NOY | 6-3 | 250 | BYU

- Played a key role in 2017 after the injury to Dont'a Hightower.
- Hit career-highs in tackles (73) and sacks (5½) in first full Patriots season.
- Spent three seasons in Detroit before being traded to New England.

CB 24



STEPHON GILMORE | 6-1 | 202 | SOUTH CAROLINA

- Has started all but two games in his six-year career.
- Totaled 50 tackles, two interceptions and nine passes defended in 2017.
- Made a game-clinching pass breakup in the 2017 AFC Championship.

CB 25



ERIC ROWE | 6-1 | 205 | UTAH

- A key postseason player who notched six passes defended in six games.
- Has 15 passes defended, two interceptions and 70 tackles over three seasons and has played in 33 regular season games.

S 23



PATRICK CHUNG | 5-11 | 215 | OREGON

- Played for New England for eight of nine NFL seasons.
- Recorded 78 tackles, nine passes defended and two fumble recoveries in 2017 while starting 11 of 16 games.

S 32



DEVIN MCCOURTY | 5-10 | 195 | RUTGERS

- Playing alongside his twin brother Jason for the first time since college.
- Matched a career-high with 94 tackles as last line of defense in 2017.
- Made the Pro Bowl three of the last four seasons.

DEATRICH WISE, JR. | 6-5 | 275

DL 91



- Had a strong rookie campaign, recording 26 tackles and five sacks.
- Became the first Patriot since Chandler Jones to record a sack in his first two NFL games.

DANNY SHELTON | 6-2 | 345

DL 71



- Joins New England after spending the first three seasons of his career in Cleveland.
- Totaled 128 tackles over his career.
- Has started 45 of 46 potential games.

JONATHAN JONES | 5-10 | 190

CB 31



- Emerged as a key reserve in 2017, notching a career-high eight passes defended.
- Plays a key role on special teams with 12 tackles over his first two seasons.
- Played in all 32 regular season games the past two years.

DURON HARMON | 6-1 | 205

S 21



- Ten of his 14 career interceptions have taken place in the fourth quarter with six taking place in the final two minutes (including postseason).
- Named a team captain for the first time in 2017.
- Recorded a career-high seven passes defended in 2017.

INDIVIDUAL & TEAM NOTES





ROBERT KRAFT

Chairman & CEO

Since Robert Kraft purchased the team in 1994, the Patriots have experienced one of the most dramatic turnarounds in the history of sports. Now in his 25th season of ownership, Kraft has transformed one of the league's least successful clubs into what observers view as a model NFL franchise. In the five seasons immediately preceding his purchase (1989-93), the Patriots were a moribund team, winning just 19 of 80 games (.238 pct.) and logging the worst record in the NFL over that span. When he bought the franchise on Jan. 21, 1994, Kraft announced his intention to bring a championship to New England, a tall order considering the team's previous success rate. But under Kraft's leadership, the Patriots have won more division titles (17), conference crowns (9) and Super Bowl championships (5) than any other NFL team. Additionally, the Patriots have achieved the most winning seasons (21) and have the fewest losing seasons (2) since Kraft assumed ownership beginning in 1994. Super Bowl LII was the ninth Super Bowl appearance since Kraft purchased the team, a period during which no other team has appeared in more than four Super Bowls. In Kraft's 24 seasons, the Patriots have qualified for the playoffs 19 times, more than doubling the franchise's accomplishments during its first 34 seasons. In 2017, Kraft earned his 21st winning season in 24 years of owning the franchise.



	Pre-Kraft 1960-93	Pre-Kraft 1989-93	Kraft Era 1994-17
Overall Record	225-276-9	19-61	298-130
Winning Pct.	.450	.238	.696
Super Bowl Titles	0	0	5
Conference Titles	1	0	9
Division Titles	3	0	17
Playoff Seasons	6	0	19
Playoff Record	4-6	-	30-14
Home Playoff Games	1	0	25
Home Playoff Record	0-1	-	22-3

WHAT TO LOOK FOR IN 2018

- ★ Since purchasing the team in 1994, Robert Kraft has 30 career postseason wins as an owner, third-most in NFL history behind the Rooney Family in Pittsburgh (36) and the Green Bay Packers (34). The Rooney Family founded the Steelers in 1933 while the Green Bay Packers were founded in 1919.
- ★ Under Robert Kraft's guidance, the 2000-09 Patriots set the NFL record for most wins in a decade in NFL history with 126 overall wins overall. With 11 wins overall in 2018, the Patriots will tie that record for the current decade.

SINCE ROBERT KRAFT PURCHASED THE TEAM IN 1994

TOTAL VICTORIES SINCE 1994 (Regular Season)	
New England Patriots	268
Pittsburgh Steelers	245
Green Bay Packers	243
Denver Broncos	229
Indianapolis Colts	225

TOTAL VICTORIES SINCE 1994 (Incl. Postseason)	
New England Patriots	298
Pittsburgh Steelers	265
Green Bay Packers	263
Denver Broncos	243
Indianapolis Colts	239

MOST HOME VICTORIES SINCE 1994 (Incl. Postseason)	
New England Patriots	169
Green Bay Packers	155
Pittsburgh Steelers	150
Denver Broncos	143

WINNING PERCENTAGE SINCE 1994 (Incl. Postseason)				
TEAM	W	L	T	PCT.
New England Patriots	298	130	0	.696
Pittsburgh Steelers	265	152	1	.635
Green Bay Packers	263	156	1	.627
Denver Broncos	243	164	0	.597
Indianapolis Colts	239	174	0	.579
Philadelphia Eagles	227	181	2	.556
Baltimore Ravens	205	169	1	.548

SUPER BOWL CHAMPIONSHIPS SINCE 1994

New England Patriots	5
Denver Broncos	3
Baltimore Ravens	2
Green Bay Packers	2
Pittsburgh Steelers	2
N.Y. Giants	2

CONFERENCE CHAMPIONSHIPS SINCE 1994

New England Patriots	9
Pittsburgh Steelers	4
Denver Broncos	4
Green Bay Packers	3
N.Y. Giants	3
Seattle Seahawks	3

DIVISION CHAMPIONSHIPS SINCE 1994

New England Patriots	17
Pittsburgh Steelers	13
Green Bay Packers	12
Indianapolis Colts	10

PLAYOFF VICTORIES SINCE 1994

New England Patriots	30
Pittsburgh Steelers	20
Green Bay Packers	20
Baltimore Ravens	15
Denver Broncos	14
Indianapolis Colts	14
Philadelphia Eagles	14

PLAYOFF GAMES PLAYED SINCE 1994

New England Patriots	44
Green Bay Packers	36
Pittsburgh Steelers	34
Indianapolis Colts	29
Philadelphia Eagles	26

PLAYOFF SEASONS SINCE 1994

New England Patriots	19
Green Bay Packers	18
Indianapolis Colts	16
Pittsburgh Steelers	16
Philadelphia Eagles	13
Denver, Minnesota and Seattle	12

PLAYOFF WINNING PERCENTAGE SINCE 1994

TEAM	W	L	PCT.
New England Patriots	30	14	.682
Baltimore Ravens	15	8	.652
Denver Broncos	14	9	.609
Pittsburgh Steelers	20	14	.588
N.Y. Giants	10	7	.588

DYNASTY VS. DYNASTY

Of all of the great teams throughout the Super Bowl era, the New England Patriots and the San Francisco 49ers have set a standard of extended excellence above all of the others. The 49ers run of success spanned two decades, while New England's streak is still in progress.

49ERS

(1981-98)	Super Bowl Appearances	8
5	Super Bowl Titles	5
10 in 18 years	Conference Title Games	12 in 17 years
22-11 (.667)	Playoff Record	27-10 (.730)
13	Division Titles	15
16	Playoff Seasons	15
207-72-1 (.741)	Regular Season Record	209-63 (.768)
108	Pro Bowl Selections	89
21 in 18 years	Home Playoff Games	22 in 17 years
13 in 18 years	First-Round Byes	12 in 17 years
4 in 18 years	Playoff One-and-Dones	2 in 17 years
122 (1990-99)	Most Wins in a Decade	126 (2000-09)

PATRIOTS

(2001-PRESENT)



ROBERT KRAFT

Chairman & CEO

NINE CONFERENCE TITLES

The 2017 AFC Championship is the ninth conference championship for Robert Kraft as Patriots owner. His nine crowns are more than any other owner in NFL history in the Super Bowl Era (since 1966).

MOST CONFERENCE CHAMPIONSHIPS BY AN OWNER IN SUPER BOWL ERA

OWNER	TEAM	#	SEASONS	SUPER BOWL APPEARANCES
Robert Kraft	New England	9	1996, 2001, 2003, 2004, 2007, 2011, 2014, 2016, 2017	XXXI, XXXVI, XXXVIII, XXXIX, XLII, XLVI, XLIX, LI, LII
Pat Bowlen	Denver	7	1986, 1987, 1989, 1997, 1998, 2013, 2015	XXI, XXII, XXIV, XXXII, XXXIII, XLVIII, 50
Jack Kent Cooke	Washington	5	1972, 1982, 1983, 1987, 1991	VII, XVII, XVIII, XXII, XXVI
Al Davis	Oakland/L.A. Raiders	5	1967, 1976, 1980, 1983, 2002	II, XI, XV, XVIII, XXXVII
Eddie DeBartolo	San Francisco	5	1981, 1984, 1988, 1989, 1994	XVI, XIX, XXIII, XXIV, XXIX
Clint Murchison	Dallas	5	1970, 1971, 1975, 1977, 1978	V, VI, X, XII, XIII
Packers Stockholders	Green Bay	5	1966, 1967, 1996, 1997, 2010	I, II, XXXI, XXXII, XLV
Joe Robbie	Miami	5	1971, 1972, 1973, 1982, 1984	VI, VII, VIII, XVII, XIX
Art Rooney	Pittsburgh	4	1974, 1975, 1978, 1979	IX, X, XII, XIV
Dan Rooney	Pittsburgh	4	1995, 2005, 2008, 2010	XXX, XL, XLIII, XLV
Ralph Wilson	Buffalo	4	1990, 1991, 1992, 1993	XXV, XXVI, XXVII, XXVIII
Max Winter	Minnesota	4	1969, 1973, 1974, 1976	IV, VII, IX, XI

A WINNING TRADITION

Kraft's winning percentage with the Patriots (.696) since taking over the team in 1994 is the highest among all owners/ownership groups with at least 200 wins (regular and postseason) with one team. He is just one of five owners with at least 200 wins and a winning percentage over .600.

OWNER	TEAM	YEARS	WINNING PCT.
Robert Kraft	Patriots	1994-present	.696
Eddie DeBartolo, Jr.	49ers	1977-1999	.636
Clint Murchison, Jr.	Cowboys	1960-1983	.634
Joe Robbie	Dolphins	1966-1989	.609
Pat Bowlen	Denver	1984-present	.602

ALL-TIME POSTSEASON WINS

Robert Kraft has 30 career postseason wins, which are the third-most in NFL history.

OWNERSHIP	YEARS	WINS
The Rooney Family, Pittsburgh (1933-present)	86	36
Green Bay Packers (1919-present)	100	34
Robert Kraft, New England (1994-present)	25	30
The Mara Family, N.Y. Giants (1925-present)	94	24
Eddie DeBartolo, Jr., San Francisco (1977-1999)	23	22
Al Davis, Oakland/Los Angeles (1972-2011)	40	21
Pat Bowlen, Denver (1984-present)	35	21

CONTINUITY BREEDS SUCCESS

New England is the first team in NFL history to win five Super Bowls with the same owner (Robert Kraft), head coach (Bill Belichick) and quarterback (Tom Brady).

A MODEL OF CONSISTENCY

Since Kraft took ownership of the team in 1994, the Patriots have had just three head coaches - Bill Parcells (1994-1996), Pete Carroll (1997-1999) and current head coach Bill Belichick (2000-present). The only team with fewer head coaches since 1994 is the Pittsburgh Steelers, who have had two: Bill Cowher (1992-2006) and Mike Tomlin (2007-present).

FEWEST HEAD COACHES SINCE 1994

TEAM	HEAD COACHES SINCE 1994
Pittsburgh	2
New England	3
Baltimore Ravens*	3
NFL average	6.7

* Since 1996

AFC EAST TEAM HEAD COACHES SINCE 1994

New England	3
N.Y. Jets	8
Buffalo	10
Miami	11

MILESTONE WIN FOR KRAFT

The Patriots victory over the New York Jets on Dec. 21, 2014 was the 250th win under Robert Kraft's tenure. His 250 wins in his first 368 total games tied Chicago's George Halas for the fastest an owner has reached 250 victories.

PATRIOTS IN THE PLAYOFFS

The Patriots have qualified for the playoffs 25 times in their 58-year history. Nineteen of those playoff berths have come in the 24 seasons since Robert Kraft purchased the team in 1994, a dramatic contrast to the six total playoff berths the team earned in its first 34 years of existence. The Patriots have won 20 division crowns, including 15 in the last 17 seasons and 17 of which have come since Robert Kraft's purchase in 1994.

PATRIOTS PLAYOFF SEASONS (25)

Year	How Qualified	Seed	Record	Result
2017	Division Champions	1	2-1	AFC Champions
2016	Division Champions	1	3-0	Super Bowl Champions
2015	Division Champions	2	1-1	AFC Championship Game
2014	Division Champions	1	3-0	Super Bowl Champions
2013	Division Champions	2	1-1	AFC Championship Game
2012	Division Champions	2	1-1	AFC Championship Game
2011	Division Champions	1	2-1	AFC Champions
2010	Division Champions	1	0-1	AFC Divisional Round
2009	Division Champions	3	0-1	Wild Card Round
2007	Division Champions	1	2-1	AFC Champions
2006	Division Champions	4	2-1	AFC Championship Game
2005	Division Champions	4	1-1	AFC Divisional Round
2004	Division Champions	2	3-0	Super Bowl Champions
2003	Division Champions	1	3-0	Super Bowl Champions
2001	Division Champions	2	3-0	Super Bowl Champions
1998	Wild Card	6	0-1	Wild Card Round
1997	Division Champions	3	1-1	AFC Divisional Round
1996	Division Champions	2	2-1	AFC Champions
1994	Wild Card	5	0-1	Wild Card Round

*Kraft era begins

1986	Division Champions	3	0-1	AFC Divisional Round
1985	Wild Card	5	3-1	AFC Champions
1982*	16-Team Format	7	0-1	First Round
1978	Division Champions	2	0-1	AFC Divisional Round
1976	Wild Card	4	0-1	AFC Divisional Round
1963	Division Champions	-	1-1	AFL Championship Game

*Strike Year

34-20 Record

Bold indicates Kraft era

KRAFT PASSES OTHER OWNERS

The Patriots have 298 wins overall under Robert Kraft. He has produced more victories than every other Patriots owner combined. Under Kraft, the Patriots are 298-130 overall since he purchased the team in 1994. Kraft's predecessors in the owner's office went 225-276-9 in the 34 years prior to his purchase of the team.



PATRIOTS

Team Notes

WHAT TO LOOK FOR IN 2018

- ★ The Patriots are tied with Dallas (5) and San Francisco (5) with five Super Bowl wins and need one more Super Bowl win to tie the Pittsburgh Steelers (6) for the most Super Bowl wins in NFL history.
- ★ The Patriots have played in the most Super Bowls in NFL history with 10 and look to add to that number in 2018.
- ★ The Patriots extended their NFL record by reaching seven straight conference title games (2011-17) and look to add to that total in 2018.
- ★ The Patriots extended their NFL record to nine straight division titles (2009-17) and look to add to that number in 2018.
- ★ The 2017 New England Patriots set an NFL record by advancing in the postseason for the seventh straight season (2011-17) and will look to add to that number in 2018.
- ★ The Patriots have had a winning record for 17 straight seasons (2001-17), and moved past San Francisco (16) and Dallas (16) for the most consecutive winning seasons since the 1970 merger.
- ★ The Patriots are tied with Cleveland for second all-time with 17 consecutive seasons with a .500 record or better, behind Dallas (21).
- ★ The Patriots have made the playoffs for nine straight seasons (2009-17), tied with Dallas (1975-83) and Indianapolis (2002-10) for the most in NFL history.
- ★ The Patriots will try to join Miami (3) and Buffalo (4) as the only teams to reach three consecutive Super Bowls.
- ★ The New England Patriots enter the 2018 season with 34 postseason wins and need two more postseason wins to tie Pittsburgh for the most postseason wins all-time.
- ★ The New England Patriots have earned seven No. 1 seeds and need one more to tie San Francisco (8) and Denver (8) for the most since playoff seeding began in 1975.
- ★ The Patriots have earned a first-round bye an NFL-best 13 times since the current playoff format was instituted in 1990. Denver, Pittsburgh and San Francisco are second with eight byes since 1990.
- ★ With 10 wins, New England can tie San Francisco (1983-98) for the most consecutive seasons with at least 10 wins with 16.
- ★ The Patriots enter 2018 with an NFL-record eight consecutive seasons with at least 11 wins. Indianapolis is second with seven (2003-09).
- ★ The Patriots are tied with Dallas with 12 12-win seasons since 1970 and need one more to tie San Francisco for the most with 13 12-win seasons.
- ★ New England has won 13 games in a single season seven times in franchise history. Only San Francisco has more 13-win seasons with nine.
- ★ The New England Patriots have won 14 or more games in a season five times, most in NFL history. San Francisco is second with four 14-win seasons.
- ★ The Patriots have tallied six safeties since 2015, most in the NFL over that span. Arizona and Detroit are second with four safeties since 2015.
- ★ New England has 24 undefeated months since 2000, most in the NFL over that span. Indianapolis is second with 15 undefeated months during that time.

WHAT TO LOOK FOR IN 2018

- ★ The Patriots enter the 2018 season with 115 wins (regular and postseason) in this decade and need 11 wins overall in 2018 to tie the 2000-09 Patriots for the most wins in a decade in NFL history with 126 wins.
- ★ The Patriots enter the 2018 season with 102 regular season wins this decade and need 14 regular season wins over the next two seasons to move past the Indianapolis Colts' record of 115 wins from 2000-09 for the most regular season wins in a decade.
- ★ The Patriots enter this season with 214 regular season wins since 2000. The NFL record for most regular season wins over two consecutive decades is 217 by the San Francisco 49ers (1970s/1980s). The Patriots need just four more wins to surpass the 49ers for the most regular season wins in two consecutive decades.
- ★ The Patriots have won 13 postseason games this decade and need one more postseason win to match the NFL record by the Patriots (2000-09), Dallas (1970s) and Pittsburgh (1970s) with 14.

DECADE-PLUS OF DOMINANCE

The Patriots record of 222-68 (.766) since the 2002 season is the best in the NFL. Only four NFL teams have posted a winning percentage of .600 or better. The Patriots are the only team over .700.

BEST RECORDS SINCE 2002 (Including Postseason)

Team	W	L	T	Pct.
New England	222	68	0	.766
Pittsburgh	180	98	1	.647
Indianapolis	176	103	0	.631
Green Bay	168	109	1	.606
Philadelphia	160	113	1	.586
Seattle	159	119	1	.572
Denver	157	113	0	.581
Baltimore	154	119	0	.564
New Orleans	147	121	0	.549

DIVISIONAL DOMINANCE

The New England Patriots own a 81-23 (.779) record in regular season AFC East games since the beginning of the 2001 season, compiling the best intra-division record of any team in the NFL.

NFL'S TOP DIVISIONAL RECORDS SINCE 2001

Team	W	L	T	Pct.
New England	81	23	0	.779
Pittsburgh	75	31	0	.708
Indianapolis	72	32	0	.692
Green Bay	71	32	1	.688

AFC EAST DIVISIONAL RECORDS SINCE 2001

Team	W	L	T	Pct.	Div. Titles	Years
New England	81	23	0	.779	15	2001, 03-07, 09-17
N.Y. Jets	47	57	0	.452	1	2002
Miami	43	61	0	.413	1	2008
Buffalo	38	66	0	.365	0	—

The New England Patriots have won 14 division titles and have 14 playoff berths since realignment in 2002, most in the NFL.

MOST DIVISION TITLES SINCE 2002 REALIGNMENT

Team	Division Titles	Playoff Berths
New England	14	14
Green Bay	9	12
Indianapolis	9	12
Pittsburgh	8	11
Seattle	8	11
Philadelphia	7	9



PATRIOTS

Team Notes

NINE STRAIGHT DIVISION TITLES

The Patriots have won nine straight AFC East titles, the longest streak in NFL history. The Patriots have won 15 of the last 17 AFC East division crowns.

MOST CONSECUTIVE DIVISION TITLES			
Team	Division	Years	Titles
New England	AFC East	2009-17	9
L.A. Rams	NFC West	1973-79	7
Pittsburgh	AFC Central	1974-79	6
Minnesota	NFC Central	1973-78	6
Dallas	NFL Capitol/NFC East	1966-71	6
Cleveland	American/Eastern Conf.	1950-55	6
New England	AFC East	2003-07	5
Denver	AFC West	2011-15	5
Indianapolis	AFC South	2003-07	5
Dallas	NFC East	1992-96	5
San Francisco	NFC West	1986-90	5
Chicago	NFC Central	1984-88	5
Oakland	AFC West	1972-76	5

ROAD WARRIORS

The Patriots ran a 14-game road win streak that started with a victory in the 2016 season opener at Arizona on Sept. 11, 2016 and ended with a loss at Miami on Dec. 11, 2017. The 14-game road streak is a team record, breaking the old mark of 12 straight road wins from Dec. 24, 2006 through Oct. 5, 2008. The 14-game streak is second in NFL history to the 18 road game win streak by the San Francisco 49ers (1988-90).

WINNING THE CLOSE ONES

Since 2001, the New England Patriots own the NFL's best record (including postseason) in games decided by three points or fewer. The Patriots are the only team with a winning percentage above .700 in those games. New England is 7-2 in those close games in the playoffs. The only defeats are a 17-14 loss to the N.Y. Giants in Super Bowl XLII and a 20-18 loss in the 2015 AFC Championship game at Denver.

BEST RECORD IN GAMES DECIDED BY 3 POINTS OR FEWER (Since 2001; Including Playoffs)

Team	W	L	T	Win Pct.
New England	41	17	0	.702
Indianapolis	42	23	0	.646
Atlanta	38	30	1	.558
Denver	37	26	0	.587
Seattle	37	29	1	.560
Chicago	31	26	0	.544

1ST AFL TEAM TO REACH 500

The Patriots have the most overall wins among the original eight AFL teams. They are the first original AFL team to reach 500 victories.

OVERALL VICTORY TOTAL OF ORIGINAL AFL TEAMS (Including playoffs)

Team	W	L	T
New England	523	406	9
Denver	493	423	10
Oakland	487	430	11
Kansas City	466	433	12
SD/L.A. Chargers	446	455	11
Tennessee	437	476	6
Buffalo Bills	423	483	8
N.Y. Jets	409	492	8

BETTER THAN AVERAGE

The Patriots are the only NFL team to finish with a record of .500 or better in each of the last 17 years (2001-2017). Each of the other 31 NFL teams has had at least one losing season since 2001. The Patriots are now tied with the Cleveland Browns (1957-73) for the second-longest streak at .500 or better, behind the Dallas Cowboys (1965-85) streak of 21 straight years.

MOST CONSECUTIVE SEASONS WITH A .500 OR BETTER RECORD

Team	Seasons	Consecutive Seasons at .500 or better
Dallas	1965-85	21
New England	2001-present	17
Cleveland	1957-73	17

NFL'S BEST AT HOME

Since Gillette Stadium opened in 2002, the Patriots own the NFL's best record at home overall. The Patriots own an overall record of 107-21 (.836) at home in regular season games and a 125-24 (.839) record including playoffs. The Patriots are an NFL-best 169-48 at home since 1994 when Robert Kraft purchased the team.

BEST HOME RECORDS SINCE 2002 (Including Playoffs)

Team	W	L	T	Pct.
New England	125	24	0	.839
Pittsburgh	99	39	1	.716
Seattle	99	40	0	.712
Indianapolis	97	42	0	.698
Baltimore	95	37	0	.720
Green Bay	94	43	1	.685
Denver	91	46	0	.664
Minnesota	85	47	0	.644
Philadelphia	85	54	0	.612
Atlanta	81	53	0	.604
LA Chargers	81	52	0	.609
Arizona	80	51	1	.610

INTER-CONFERENCE RECORD

The New England Patriots own a 51-13 (.797) record vs. NFC teams since realignment in 2002, the best inter-conference record in the NFL during that time.

NFL'S BEST INTER-CONFERENCE RECORD SINCE 2002

Team	W	L	T	Pct.
New England	51	13	0	.797
Pittsburgh	43	20	1	.680
Indianapolis	40	24	0	.625
Denver	38	26	0	.594
Baltimore	37	27	0	.578
Philadelphia	37	26	1	.586
Cincinnati	36	25	3	.586
Tennessee	36	28	0	.563
Dallas	36	28	0	.563
Atlanta	35	28	1	.555
Green Bay	35	29	0	.547

BOUNCE BACK PATS

Since the beginning of 2003, the Patriots are 45-6 (.882) in regular season games following a loss. They have dropped back-to-back regular season games in 2006, 2009, 2011, 2012 and 2015 (twice). As a starter in his career, Tom Brady is 45-10 in games following a loss.



PATRIOTS

Team Notes

UNDEFEATED MONTHS

The Patriots have 24 undefeated months since 2000 after finishing the month of November with a 3-0 record. It is the most undefeated months since 2000, Indianapolis is second with 15 undefeated months during that time.

PATRIOTS UNDEFEATED MONTHS SINCE THE 2000 SEASON (Excluding January)

- 2001 – December
- 2003 – October, November, December
- 2004 – September, November
- 2005 – December
- 2006 – October
- 2007 – September, October, November, December
- 2008 – December
- 2010 – October, December
- 2011 – December
- 2012 – November
- 2013 – September
- 2014 – October
- 2015 – September, October
- 2016 – September, December
- 2017 – November

DEFENSE

DEFENSE DOMINATES AGAIN

The 2017 Patriots finished fifth in the NFL by allowing 18.5 points per game. It is the 12th time since 2001 that the Patriots have finished a season allowing 20 points or fewer per game, the most in the NFL during that time. The Patriots had a streak of eight consecutive games in 2017 when they held their opponent to 20 points or less.

SEASONS ALLOWING 20 POINTS PER GAME OR FEWER SINCE 2001

Team	Seasons	Years
New England	12	2001, 2003-04, 2006-10, 2014-17
Baltimore	11	2001, 2003-06, 2008-11, 2014, 2017
Pittsburgh	11	2001, 2004-08, 2010-12, 2015, 2017
Miami	8	2001-03, 2005-06, 2008, 2011-12
Seattle	8	2005, 2007, 2011-16

DEFENSE DENIES I

The Patriots defense held its opponents to 20 points or less in 11 games in 2017, tied for the most under Bill Belichick. The Patriots held their opponents under 20 points 11 times in 2001 and 2006 and 2016. The 2017 Patriots had a streak of eight straight games keeping their opponents under 20 points, the longest streak under Belichick, breaking the previous mark of seven straight in 2006.

DEFENSE DENIES II

The Patriots were second in the NFL by allowing just six rushing touchdowns in 2017. Tennessee allowed just five. It is the second season in a row that the Patriots allowed just six rushing touchdowns, which is the second fewest in franchise history.

FEWEST RUSHING TOUCHDOWNS ALLOWED BY THE PATRIOTS IN A SEASON

Rush TDs Allowed	Season[s]
5	1991
6	2017, 2016, 2014, 2009 and 1999
7	2007, 2001, 1966
8	2015, 2008, 1998, 1977

FORCING THE ISSUE

The Patriots lead the NFL with a +194 turnover margin since the 1994 season.

NFL TURNOVER MARGIN SINCE 1994

Team	Turnover Margin
New England	+194
Kansas City	+137
Green Bay	+99

RED ZONE TAKEAWAYS

The Patriots defense led the NFL in 2017 with six takeaways in the red zone. Baltimore was second with five takeaways in the red zone.

PATRIOTS DEFENSIVE TAKEAWAYS IN THE RED ZONE

- DL Trey Flowers forced a fumble that was recovered by LB Elandon Roberts vs. Carolina (10/1) when the Panthers reached the New England 13-yard line.
- CB Malcolm Butler forced a fumble at the 1-yard line that resulted in a touchback at the New York Jets (10/15).
- LB Marquis Flowers forced a fumble that was recovered by DB Patrick Chung at Oakland (11/19) after the Raiders reached the New England 15-yard line.
- CB Stephon Gilmore intercepted a pass in the end zone vs. Miami (11/26) after the Dolphins reached the New England 15-yard line.
- LB Eric Lee intercepted a pass at the 1-yard line at Buffalo (12/3) after the Bills reached the New England 6-yard line.
- DB Duron Harmon intercepted a pass in the end zone at Pittsburgh (12/17) with five seconds to play after the Steelers reached the New England 7-yard line.

Additionally, DB Duron Harmon intercepted a pass in the end zone vs. Houston (9/24) on a pass from Houston's 46-yard line, and DB Jonathan Jones intercepted a pass vs. the LA Chargers at the New England 1-yard line on a pass from the 23-yard line.



PATRIOTS

Team Notes

BLOCK PARTY

The Patriots blocked kicks in three straight weeks in 2017. DL Cassius Marsh blocked a field goal vs. Atlanta (10/22) followed by DL Lawrence Guy blocking a field goal vs. LA Chargers (10/29). Then RB Rex Burkhead blocked a punt at Denver (11/12). It tied for the best stretch of blocked kicks for the Patriots under Bill Belichick. In 2014, they had three straight games with a block. RB Brandon Bolden blocked a punt at San Diego (12/7), LB Jamie Collins blocked a field goal vs. Miami (12/14) and DL Vince Wilfork blocked a field goal at the NY Jets (12/21).

BLOCKED KICKS SINCE 2014

Team	Blocked Kicks Since 2014
Philadelphia	15
Miami	13
Baltimore	13
New England	12 (8 FGs, 2 XPs & 2 Punts)
L.A. Rams	10

FIRST FAKE PUNT SINCE 2004

Nate Ebner took a direct snap on a fake punt play vs. Miami (11/26) that resulted in a first down. It is the first fake punt attempt for the Patriots since the team ran a fake punt vs. Cincinnati on Dec. 12, 2004, when Larry Izzo was stopped for no gain.

MOST SAFETIES SINCE 2015

Team	Safeties since 2015
New England	6
Arizona	4
Detroit Lions	4
Indianapolis	3
Seattle	3
L.A. Rams	3

SAFETY DANCE

LB Brandon King tackled Chargers PR Travis Benjamin in the end zone on a punt return for a safety vs. LA Chargers on Oct. 29, 2017. The Patriots recorded the NFL's first safety on a punt since the New Orleans Saints recorded a safety on a punt at Tennessee on Sept. 21, 2003.

It was the Patriots first special teams safety since Dec. 9, 1979, when the Jets fumbled a snap on a punt out of the end zone. It marked the second time in team history that they recorded a safety on a punt return. On Oct. 31, 1965, at the San Diego Chargers. DB Jay Cunningham tackled a Chargers player in the end zone during a punt return.

OFFENSE

TAKING CARE OF BALL PAYS OFF

Since 2002, the Patriots are an NFL-best 122-18 when throwing no interceptions.

ZERO INT GAMES

Team	Games with 0 Ints	W-L-T	Win Pct.
New England	140	122-18-0	.871
Kansas City	126	82-44-0	.651
Green Bay	115	96-18-1	.839
Jacksonville	114	70-44-0	.614
Seattle	114	83-30-1	.732
San Francisco	113	75-37-1	.668
Minnesota	112	75-36-1	.674
Indianapolis	112	90-22-0	.804
Philadelphia	111	81-30-0	.730
Atlanta	108	79-28-1	.736
New Orleans	107	83-24-0	.776

PROTECTING THE BALL

Since 2008, the Patriots lead the NFL with 67 regular-season games without turning the ball over. The Patriots are 60-7 in those games.

Zero Turnover Games

New England	67
Green Bay	57
Kansas City	54
San Francisco	48
Seattle	46

BALL SECURITY

The 2017 Patriots had just 12 turnovers (eight interceptions and four fumbles), the second fewest turnovers in the NFL in 2017 to Kansas City, who had 11, and the third fewest in New England history.

FEWEST GIVEAWAYS IN 16-GAME SEASON

Team	Year	Giveaways
San Francisco	2011	10
New England	2010	10
New England	2016	11
Atlanta	2016	11
Kansas City	2017	11
New England	2017	12
Buffalo	2016	12
Green Bay	2014	13
New England	2014	13
Miami	2008	13
N.Y. Giants	2008	13



PATRIOTS

Team Notes

400-POINT SEASONS

The Patriots extended their NFL record to 11 straight seasons with at least 400 total points (2007-17) after finishing with 458 points in 2017. The San Diego Chargers previously held the record by scoring at least 400 points in eight straight seasons from 2004-11. The Patriots 458 points last year were second in the NFL to the 478 by the Los Angeles Rams.

SANDWICH SCORING

The Patriots scored in the final minute of the first half 11 times in 2017.

FINAL MINUTE SCORING

- 13-yard TD pass with 13 seconds to play at New Orleans (9/17/17)
- 58-yard field goal with no time remaining vs. Carolina (10/1/17)
- 23-yard field goal with 40 seconds to play at Tampa Bay (10/5/17)
- 2-yard TD pass with 9 seconds to play at NY Jets (10/15/17)
- 2-yard TD pass with 21 seconds to play vs. Atlanta (10/22/17)
- 36-yard field goal with 24 seconds to play vs. L.A. Chargers (10/29/17)
- 11-yard TD pass with 25 seconds to play at Denver (11/12/17)
- 62-yard field goal with no time remaining at Oakland (11/19/17)
- 39-yard field goal with 15 seconds to play at Buffalo (12/03/17)
- 46-yard field goal with two seconds to play at Miami (12/11/17)
- 5-yard TD pass with 20 seconds to play vs. NY Jets (12/31/17)

Additionally, the Patriots had an NFL-best 57 points on the first drive of the second half in 2017. Conversely, the New York Giants were last in the league with 10 points on their first possession of the second half.

RUSH TO VICTORY

Since 2000, New England is 47-1 in the regular season when a Patriot eclipses 100 yards rushing. The only loss during the Bill Belichick era came at Miami on Dec. 20, 2004, when Corey Dillon rushed for 121 yards on 26 carries and the Patriots lost to the Dolphins, 29-28. Since then, New England is 34-0 with a 100-yard rusher. In 2017, RB Dion Lewis rushed for 112 yards on 15 carries in a Patriots 35-17 win over Miami (11/26/17) and 129 on 24 carries vs. Buffalo (12/24/17).

30 CATCHES, 30 CARRIES

The 2017 New England Patriots became the first team to have three running backs with 30 receptions and 30 carries since 1989 when the Atlanta Falcons and the New York Jets had three such players. RB Dion Lewis had 180 carries and 32 receptions, RB James White had 43 rushes and 56 receptions and RB Rex Burkhead had 64 rushes and 30 receptions.

NEW NFL PICK RECORD

The Patriots set an NFL record by throwing just two interceptions in 2016. The previous NFL record for fewest interceptions thrown in a season by an NFL team since the 1970 merger was five. The 2016 Patriots had just two interceptions in 550 pass attempts.

FEWEST INTERCEPTIONS IN A SEASON

Team	Year	Int.	Pass Attempts
New England	2016	2	550
New England	2010	5	507
San Francisco	2011	5	451
Kansas City	1990	5	449
NY Giants	1990	5	398
Green Bay	1966	5	318
Cleveland	1960	5	264

THREE 1,000-YARD PLAYERS

The Patriots had three players with 1,000-plus yards in scrimmage yards in the same season for the first time in franchise history in 2017 with WR Brandin Cooks (1,122), TE Rob Gronkowski (1,084) and RB Dion Lewis (1,110).

TWO 1,000-YARD RECEIVERS

Rob Gronkowski (1,084) and Brandin Cooks (1,082) both reached 1,000 yards in 2017. It is the sixth time that the Patriots have had two players reach 1,000 yards in a season. Kansas City and Detroit were the only other teams in 2017 with two 1,000-yard receivers.

TWO 1,000-YARD PATRIOTS RECEIVERS

Year	Players
2017	Brandin Cooks (1,082) and Rob Gronkowski (1,084)
2011	Wes Welker (1,569) and Rob Gronkowski (1,327)
2009	Wes Welker (1,348) and Randy Moss (1,264)
2008	Wes Welker (1,165) and Randy Moss (1,008)
2007	Wes Welker (1,175) and Randy Moss (1,493)
1979	Harold Jackson (1,013) and Stanley Morgan (1,002)

TWO SCORE 2 RECEIVING TDS

The Patriots had two players finish with two receiving touchdowns with WR Chris Hogan and WR Brandin Cooks each scoring on two passes in the win vs. Houston (9/24/17). It is the first time the Patriots have had two players finish with two touchdowns since Oct. 28, 2012, when TE Rob Gronkowski and WR Wes Welker each had two touchdown receptions against the Rams in London.

GAMES UNDER TOM BRADY WHERE THE PATRIOTS HAD TWO PLAYERS WITH AT LEAST TWO TOUCHDOWN RECEPTIONS

Game	Players With at Least Two Touchdown Receptions
Sept. 24, 2017 vs. Houston	Brandin Cooks (2) and Chris Hogan (2)
Oct. 28, 2012 at St. Louis	Rob Gronkowski (2) and Brandon Lloyd (2)
Sept. 25, 2011 at Buffalo	Rob Gronkowski (2) and Wes Welker (2)
Nov. 25, 2010 at Detroit	Deion Branch (2) and Wes Welker (2)
Oct. 18, 2009 vs. Tennessee	Randy Moss (3) and Wes Welker (2)
Oct. 21, 2007 at Miami	Randy Moss (2) and Wes Welker (2)



PATRIOTS

Home Dominance



Since the Patriots opened Gillette Stadium in 2002, they have celebrated more regular and postseason wins than any other team in the NFL. The Patriots have the highest point differential at home, rank first in points scored and second in points allowed at Gillette Stadium.

REGULAR SEASON HOME RECORD SINCE 2002

Team	W	L	T	Pct.
New England	107	21	0	.836
Baltimore	93	35	0	.727
Pittsburgh	92	35	1	.723
Seattle	89	39	0	.695
Green Bay	89	38	1	.699

HOME PLAYOFF RECORD SINCE 2002 (Minimum 5 Games)

Team	W	L	Pct.
Seattle	10	1	.909
New England	18	3	.857
Indianapolis	8	3	.727
Denver	6	3	.667
Pittsburgh	7	4	.636

HOME RECORD SINCE 2002 (Including Playoffs)

Team	W	L	T	Pct.
New England	125	24	0	.839
Baltimore	95	37	0	.720
Pittsburgh	99	39	1	.716
Seattle	99	40	0	.712
Indianapolis	97	42	0	.698

HOME RECORD AFTER HALLOWEEN SINCE 2002 (Including Playoffs)

Team	W	L	T	Pct.
New England	73	17	0	.811
Baltimore	58	21	0	.734
Indianapolis	61	24	0	.718
Pittsburgh	59	24	1	.708
Seattle	60	27	0	.690

HOME RECORD VS. NFC SINCE 2002

Team	W	L	T	Pct.
Pittsburgh	25	6	1	.797
New England	25	7	0	.781
Baltimore	25	7	0	.781
Denver	23	9	0	.719
Cincinnati	21	8	3	.703

HOME RECORD VS. DIVISIONAL OPPONENTS SINCE 2002

Team	W	L	T	Pct.
New England	41	7	0	.854
Indianapolis	38	10	0	.792
Pittsburgh	36	12	0	.750
Green Bay	34	13	1	.719
Seattle	34	14	0	.708

POINT DIFFERENTIAL AT HOME SINCE 2002

Team	Point Differential
New England	1,404
Green Bay	1,012
Baltimore	966
Pittsburgh	935
Seattle	909

POINTS ALLOWED PER GAME AT HOME SINCE 2002

Team	Points Allowed
Baltimore	16.8
New England	17.5
Seattle	18.1
Pittsburgh	18.3
Green Bay	19.1

POINTS SCORED PER GAME AT HOME SINCE 2002

Team	Points Scored
New England	28.5
New Orleans	27.4
Green Bay	27.0
L.A. Chargers	26.1
Pittsburgh	25.6



SEASON RANKINGS

2017 Team & Individual

TEAM OFFENSE

CATEGORY	STAT	LEAGUE/YEAR	RANK
Points	458	NFL in 2017	2nd
Points	458	Team History	7th
First Downs	389	NFL in 2017	1st
First Downs	389	Team History	4th
3rd Down Percentage	40.6	NFL in 2017	10th
Touchdowns	49	NFL in 2017	4th
Total Yards	6,508	NFL in 2017	1st
Total Yards	6,508	Team History	4th
Passing First Downs	232	NFL in 2017	2nd
Passing First Downs	232	Team History	5th
Rushing First Downs	107	NFL in 2017	6th
Passing Yards	4,619	NFL in 2017	1st
Passing Yards	4,619	Team History	5th
Passer Rating	102.6	NFL in 2017	2nd
Passer Rating	102.6	Team History	5th
Pass Yards Per Completion	11.87	NFL in 2017	8th
Touchdown Passes	32	NFL in 2017	3rd
Touchdown Passes	32	Team History	T-7th
Completion Percentage	66.3	NFL in 2017	4th
Completion Percentage	66.3	Team History	3rd
25+ Yard Completions	41	NFL in 2017	1st
25+ Yard Completions	41	Team History	2nd
Interception Percentage	1.4	NFL in 2017	2nd
Interception Percentage	1.4	Team History	4th
Turnovers	12	NFL in 2017	2nd
Turnovers	12	Team History	3rd
Red Zone Scoring Pct.	94.3	NFL in 2017	2nd
Points Per Game	28.6	NFL in 2017	2nd
Points Per Game	28.6	Team History	8th

TEAM DEFENSE

CATEGORY	STAT	LEAGUE/YEAR	RANK
Rushing TDs Allowed	.6	NFL in 2017	2nd
Rushing TDs Allowed	.6	Team History	T-2nd
Points Per Game	18.5	NFL in 2017	5th

RYAN ALLEN

CATEGORY	STAT	LEAGUE/YEAR	RANK
Avg. Return Yards Against	4.6	NFL in 2017	4th
Avg. Return Yards Against	4.6	Team History	1st*
Punt Return Yards Against	105	NFL in 2017	3rd
Punt Return Yards Against	105	Team History	2nd*

*Since 1970

TOM BRADY

CATEGORY	STAT	LEAGUE/YEAR	RANK
Passer Rating	102.8	NFL in 2017	3rd
Passer Rating	102.8	Team History	5th
Passing Yards	4,577	NFL in 2017	1st
Passing Yards	4,577	Team History	5th
Passing Yards Per Game	286.1	NFL in 2017	1st
Passing Yards Per Game	286.1	Team History	6th
Passing Touchdowns	32	NFL in 2017	3rd
Passing Touchdowns	32	Team History	7th
Completion Percentage	66.3	NFL in 2017	5th
Completion Percentage	66.3	Team History	3rd
25+ Yard Completions	40	NFL in 2017	1st
25+ Yard Completions	40	Team History	T-1st
Passing Yards Per Attempt	7.88	NFL in 2017	5th
Passing Yards Per Attempt	7.88	Team History	7th
Passing Yards Per Completion	11.9	NFL in 2017	8th
Interception Percentage	1.4	NFL in 2017	3rd
Interception Percentage	1.4	Team History	5th
TD/Int. Ratio	4.00	NFL in 2017	T-3rd
TD/Int. Ratio	4.00	Team History	6th

BRANDIN COOKS

CATEGORY	STAT	LEAGUE/YEAR	RANK
Yards Per Catch	16.6	NFL in 2017	7th
25+ Yard Receptions	15	NFL in 2017	T-3rd
25+ Yard Receptions	15	Team History	2nd

STEPHEN GOSTKOWSKI

CATEGORY	STAT	LEAGUE/YEAR	RANK
Field Goals Made	37	NFL in 2017	4th
Field Goals Made	37	Team History	2nd
Kicking Points	156	NFL in 2017	2nd
Kicking Points	156	Team History	T-2nd
Extra Points Made	45	NFL in 2017	2nd
Avg. Return Yards Against	18.9	NFL in 2017	4th
Avg. Return Yards Against	18.9	Team History	3rd
Field Goal Long	62	NFL in 2017	1st
Field Goal Long	62	Team History	1st

ROB GRONKOWSKI

CATEGORY	STAT	LEAGUE/YEAR	RANK
Receptions	69	Tight Ends in 2017	5th
Receptions	69	Team History	8th
Receiving Yards	1,084	Tight Ends in 2017	1st
Receiving Yards	1,084	TE/Team History	5th
Receiving Yards	1,084	NFL in 2017	10th
Yards Per Catch	15.7	Tight Ends in 2017	1st
Yards Per Catch	15.7	TE/Team History	5th
Receiving Touchdowns	.8	Tight Ends in 2017	T-2nd
Receiving Touchdowns	.8	TE/Team History	T-7th
Receiving Touchdowns	.8	NFL in 2017	T-8th
Receiving Yards Per Game	77.4	Tight Ends in 2017	1st
Receiving Yards Per Game	77.4	TE/Team History	3rd
25+ Yard Receptions	11	Tight Ends in 2017	1st
25+ Yard Receptions	11	TE/Team History	T-2nd
Yards After Catch	363	Tight Ends in 2017	2nd
Yards After Catch	363	TE/Team History	7th
Receptions Per Game	4.9	Tight Ends in 2017	4th
Receptions Per Game	4.9	TE/Team History	7th
Receiving First Downs	57	Tight Ends in 2017	1st
Receiving First Downs	57	TE/Team History	4th

DION LEWIS

CATEGORY	STAT	LEAGUE/YEAR	RANK
Yards Per Rush	4.98	NFL in 2017	3rd
Yards Per Rush	4.98	Team History	5th
Kickoff Return Average	24.8	NFL in 2017	4th
Kickoff Return Yards	570	NFL in 2017	10th
Kickoff Return Long	103t	NFL in 2017	T-1st
Kickoff Return Long	103t	Team History	T-3rd

JAMES WHITE

CATEGORY	STAT	LEAGUE/YEAR	RANK
Receptions	56	Running Backs in 2017	10th
Receptions	56	RB/Team History	5th
Receptions Per Game	4.0	Running Backs in 2017	6th
Receptions Per Game	4.0	RB/Team History	3rd
Receiving Yards Per Game	30.6	Running Backs in 2017	7th
Receiving Yards Per Game	30.6	RB/Team History	8th
Receiving First Downs	25	Running Backs in 2017	6th
Receiving First Downs	25	RB/Team History	T-2nd
Receiving First Down Percentage	44.6	Running Backs in 2017	7th
Receiving First Down Percentage	44.6	RB/Team History	7th
25+ Yard Receptions	.3	Running Backs in 2017	T-7th



INSIDE

The Numbers

BY THE NUMBERS

3

The Patriots blocked kicks in three consecutive games in 2017 with Cassius Marsh blocking a FG vs. Atlanta (10/22/17), Lawrence Guy blocking a FG vs. LA Chargers (10/29/17) and Rex Burkhead blocking a punt at Denver (11/12/17).

4

The 2017 Patriots had four rookie free agents make the 53-man opening day roster - DL Adam Butler, OL Cole Croston, TE Jacob Hollister and LB Harvey Langi. It is the third-most rookie free agents in the Bill Belichick era. The Patriots had six rookie free agents make the team in 2013 and five in 2000.

5

The 2017 Patriots defense finished the 2017 season by not allowing a fourth quarter touchdown in the final five games. In 14 of 16 games they allowed eight points or less in the fourth quarter.

6-2

The 2017 Patriots finished with a 6-2 record against teams that had a winning record.

6

The Patriots defense had six red zone takeaways in 2017, the most in the NFL. Baltimore was second with five.

9

The Patriots are the only team that has made the playoffs in each of the last nine seasons (2009-17).

11

The Patriots scored in the final minute of the first half in 11 of 16 games in 2017.

14

From 2016-17, the Patriots had a streak of 14 straight road wins, second best in NFL history to the 18 straight road wins by San Francisco.

15

The Patriots have had a rookie free agent make the 53-man opening day roster for 15 straight seasons, the third-longest streak behind the Chargers (22) and Colts (20).

18

The Patriots have 18 first-team All-Pro selections via the draft since 2000, which ranks behind only Carolina (19) over that span.

17

The Patriots have gone 17 straight seasons without being swept by a division opponent after beating each of the AFC East teams in 2017, extending the longest such streak since the 1970 NFL merger.

17

The Patriots have won nine or more games in 17 straight seasons, the most in the NFL.

22

The Patriots have scored on the final possession of the first half and the opening possession of the second half 22 times since 2009, first in the NFL. New Orleans is second with 16 such occurrences.

48

The Patriots finished tied with Philadelphia for first in the NFL with 48 offensive touchdown drives in 2017.

51

The Patriots are 51-13 (.797) against NFC teams since re-alignment in 2002, the best inter-conference record in the NFL during that time.

62

Stephen Gostkowski kicked a Patriots record 62-yard field goal in Mexico City against Oakland on Nov. 19, 2017. His previous long was from 58 yards earlier this season vs. Carolina (10/1/17).

75

Rob Gronkowski and Tom Brady have connected on 75 touchdown passes. It is the second-most connections between a quarterback and a tight end in NFL history and is fifth overall between quarterbacks and pass-catchers.

TOM BRADY BY THE NUMBERS

1.0

Tom Brady has the lowest interception percentage since 2015 with a 1.0 percentage. He has thrown just 17 interceptions on 1,637 pass attempts during that time.

5

Brady is the only QB with five Super Bowl wins. He joined Hall of Fame DL Charles Haley (5) as the only other NFL player with five Super Bowl wins.

8

Brady won his eighth conference title in 2017. He moved past DL Mike Lodish for the most Super Bowls played with seven in Super Bowl LI. Lodish played in six (four with Buffalo and two with Denver).

TOM BRADY BY THE NUMBERS

12

Brady played in his 12th conference championship game in 2017, the most in NFL history. Gene Upshaw and George Blanda (10) are second for most conference championship game appearances.

16

Brady set a Super Bowl record with 16 straight pass completions in Super Bowl XLVI vs. the New York Giants.

19

The longest streak of consecutive pass completions by Brady in a regular season game (Sept. 10, 2015 vs. Pittsburgh), a team record.

90.2

The percent of quarterback keepers converted by Brady (110 of 122) for first downs (84-of-92 on third-and-2 or less and 26-of-30 on fourth-and-2 or less).

505

Brady set a Super Bowl record with 505 passing yards in Super Bowl LIII, breaking the record of 466 yards he set the previous year in Super Bowl LI.

4,577

Brady led the NFL in 2017 with 4,577 yards at age 40 to become the oldest player to lead the NFL. The previous oldest player to lead the league in passing was Fran Tarkenton with 3,468 yards in 1978 at age 38 with Minnesota.

THE KRAFT ERA

5

The number of Super Bowl championships the Patriots have won since Robert Kraft purchased the team in 1994. That mark is the highest total in the NFL over that span.

9

The number of conference championships the Patriots have won since Robert Kraft purchased the team in 1994, an NFL record for most conference championships as an owner.

17

The number of division championships won by the Patriots since Kraft purchased the team in 1994.

19

The number of playoff seasons earned by the Patriots in the 24 seasons since Robert Kraft purchased the team.

44

The number of playoff games the Patriots have appeared in since 1994, the most in the NFL. Green Bay has the second most with 36.

265

The number of consecutive home games that have been sold out, including all playoff and preseason games dating back to the 1994 season opener.

298

The number of games the Patriots have won since Robert Kraft purchased the franchise in 1994. Prior to Kraft's ownership, the team had won 225 total games in its entire 34-year history from 1960-93.

THE BELICHICK ERA

3

Bill Belichick (278 wins) is in third place on the NFL wins list.

4

Bill Belichick is the first coach to lead his team to four 500-point seasons (2007, 2010-12).

5

Bill Belichick has won five Super Bowls as a head coach, the most Super Bowl wins by a head coach in NFL history.

5

The number of 14-win seasons by Bill Belichick, the most among all NFL coaches.

11

Super Bowl LIII was Belichick's 11th Super Bowl overall, including eight as a head coach and three as an assistant coach.



BILL BELICHICK

NEWS & NOTES



24TH SEASON AS HEAD COACH • 44TH NFL SEASON

Overall Record: 278-129 (.683) • **Regular Season:** 250-118 (.679) • **Postseason:** 28-11 (.718)

With Patriots overall (2000-17): 241-84 (.742)

Super Bowl Titles: 7 (86, 90, 01, 03, 04, 14, 16) • **Conf. Titles:** 11 (86, 90, 96, 01, 03, 04, 07, 11, 14, 16, 17)

Division Titles: 22 (75, 78, 86, 89, 90, 96, 98, 01, 03, 04, 05, 06, 07, 09, 10, 11, 12, 13, 14, 15, 16, 17)

Bill Belichick is the only head coach in NFL history to win five Super Bowl titles. He won more regular season games (123) and more games overall (136) during a 10-year stretch (2002-11) than any other coach in NFL history. In the 2007 season, Belichick led the Patriots to the fourth undefeated and untied regular season in NFL history and the first since the NFL established a 16-game schedule in 1978. His 44 consecutive years as an NFL coach are second in NFL history to 45 by Dick LeBeau.



HIGHEST WINNING PCT.

Bill Belichick has recorded 278 career wins, which is third in NFL history. Belichick owns a career winning percentage of .683 which is the highest all-time, in NFL history.

TOP WINNING PERCENTAGE AMONG HEAD COACHES WITH AT LEAST 160 WINS (INCL. POSTSEASON)

Head Coach	Team(s)	Years	W	L	T	PCT.
1. Bill Belichick	.CLE/NE	1991-95, 2000-17	278	129	0	.683
2. George Halas	Chicago	1920-29, 33-41, 46-55, 58-67	324	151	31	.682
3. Don Shula	.BLT/MIA	1963-95	347	173	6	.666
4. Curly Lambeau	.GB/CHI/WAS	1921-53	229	134	22	.630

NOTE: Winning percentage calculated using current NFL rules, counting a tie as a half-win, half-loss.

MOVING ON UP

Bill Belichick ranks third all-time in NFL history with 278 career wins.

MOST WINS NFL COACHES

Head Coach	Team(s)	Years	W	L	T
1. Don Shula	.BLT/MIA	1963-95	347	173	6
2. George Halas	Chicago	1920-29, 33-41, 46-55, 58-67	324	151	31
3. Bill Belichick	.CLE/NE	1991-95, 2000-17	278	129	0
4. Tom Landry	Dallas	1960-88	270	178	6
5. Curly Lambeau	.GB/CHI/WAS	1921-53	229	134	22

WHAT TO LOOK FOR IN 2018

- ★ Belichick has an NFL-best five Super Bowl championships as a head coach. If he wins one more championship, he will join George Halas and Curly Lambeau as the only NFL coaches with six championships since the league began postseason play in 1933.
- ★ Belichick enters the 2018 season tied for third all-time with Tom Landry with 250 career regular season wins, behind Don Shula (328) and George Halas (318).
- ★ Belichick's 15 division titles are the most in NFL history. Don Shula and Tom Landry are second with 13 division crowns.
- ★ Belichick can extend his NFL record with a 10th consecutive division title. Four other coaches are tied for second with six straight division titles.
- ★ Belichick enters 2018 with 17-straight winning seasons, second-most behind Tom Landry with 20 (1966-85).
- ★ Belichick has 15 straight 10-win seasons, an NFL record. George Seifert is second with eight (1989-96).
- ★ Belichick owns the NFL record with 15 11-win seasons. Don Shula is second with 13.
- ★ Belichick has the NFL record with 12 12-win seasons. Don Shula is second with eight.
- ★ Belichick is the only head coach in NFL history with seven seasons of 13-plus wins. George Seifert is second with four 13-win seasons.
- ★ Belichick has five 14-win seasons, an NFL record. George Seifert is second with three 14-win seasons.

SUPER SUCCESS

Bill Belichick has won five Super Bowls, the most by a head coach.

MOST SUPER BOWL VICTORIES

Head Coach	Team	Titles	Seasons
Bill Belichick	New England	5	2001, 2003, 2004, 2014, 2016
Chuck Noll	Pittsburgh	4	1974, 1975, 1978, 1979
Joe Gibbs	Washington	3	1982, 1987, 1991
Bill Walsh	San Francisco	3	1981, 1984, 1988

NOTE: Sorted by most recent championship. Super Bowls have determined NFL champion since 1966.

11 SB APPEARANCES

Super Bowl LII was Bill Belichick's 11th Super Bowl in his career, the most appearances by an NFL coach in history.

MOST SUPER BOWL APPEARANCES AS A HEAD COACH OR ASSISTANT

Head Coach	Super Bowls
Bill Belichick	11 (eight as a head coach)
Dan Reeves	7 (four as a head coach)
Don Shula	6 (six as head coach)
Tom Landry	5 (five as a head coach)
Chuck Noll	5 (four as a head coach)
Marv Levy	5 (four as a head coach)



BILL BELICHICK

NEWS & NOTES

EIGHT CONFERENCE TITLES ARE THE MOST IN SUPER BOWL ERA

The 2017 AFC Championship was Bill Belichick's eighth conference championship, the most in NFL history during the Super Bowl era (since 1966).

MOST CONFERENCE CHAMPIONSHIPS BY A HEAD COACH IN SUPER BOWL ERA

HEAD COACH	TEAM	#	SEASONS	SUPER BOWL APPEARANCES
Bill Belichick	New England	8	2001, 2003, 2004, 2007, 2011, 2014, 2016, 2017	XXXVI, XXXVIII, XXXIX, XLII, XLVI, XLIX, LI, LII
Don Shula	BLT/MIA	6	1968, 1971, 1972, 1973, 1982, 1984	.III, VI, VII, VIII, XVII, XIX
Tom Landry	Dallas	5	1970, 1971, 1975, 1977, 1978	V, VI, X, XII, XIII
Joe Gibbs	Washington	4	1982, 1983, 1987, 1991	XVII, XVIII, XXII, XXVI
Bud Grant	Minnesota	4	1969, 1973, 1974, 1976	IV, VII, IX, XI
Marv Levy	Buffalo	4	1990, 1991, 1992, 1993	XXV, XXVI, XXVII, XXVIII
Chuck Noll	Pittsburgh	4	1974, 1975, 1978, 1979	IX, X, XIII, XIV
Dan Reeves	DEN/ATL	4	1986, 1987, 1989, 1998	XXI, XXII, XXIV, XXIII

ELITE COMPANY

Bill Belichick is one of four NFL head coaches to win five or more championships since the league began postseason play in 1933, but the only one to win five Super Bowls. Belichick can join George Halas and Curly Lambeau as the only coaches with six titles with a victory in Super Bowl LII.

HEAD COACHES WITH FOUR OR MORE NFL TITLES

Coach	NFL Titles	Championship Teams
George Halas	6	Chicago(1921, 33, 40, 41, 46, 63)
Curly Lambeau	6	Green Bay(1929, 30, 31, 36, 39, 44)
Bill Belichick	5	New England (SB XXXVI, XXXVIII, XXXIX, XLIX, LI)
Vince Lombardi	5	Green Bay(1961, 62, 65, SB I, II)

POSTSEASON APPEARANCES

Belichick coached in his NFL record 37th postseason game in the 2017 AFC Divisional Playoff game against Tennessee to move past Tom Landry and Don Shula. He has now coached in 39 postseason games.

MOST POSTSEASON GAMES AS A HEAD COACH

Head Coach	Team(s)	Games
Bill Belichick	CLE/NE	39
Tom Landry	Dallas	36
Don Shula	BLT/MIA	36
Chuck Noll	Pittsburgh	24
Mike Holmgren	GB/SEA	24
Joe Gibbs	Washington	24

12 CONFERENCE CHAMPIONSHIP GAMES

Belichick reached his 12th conference championship game as a head coach in 2017 to extend his record for the most since the 1970 merger.

MOST CONFERENCE CHAMPIONSHIPS AS A HEAD COACH

Head Coach	Conference Championships
Bill Belichick	12
Tom Landry	10
Don Shula	7
Chuck Noll	7
John Madden	6
Bill Cowher	6

MOST POSTSEASON WINS

Belichick earned his NFL-record 21st postseason victory after defeating the Indianapolis Colts in the AFC Championship Game on Jan. 18, 2015.

MOST PLAYOFF WINS BY AN NFL HEAD COACH

COACH	TEAM(S)	WINS
Bill Belichick	CLE/NE	28
Tom Landry	Dallas	20
Don Shula	BLT/MIA	19
Joe Gibbs	Washington	17
Chuck Noll	Pittsburgh	16

BEST POSTSEASON RECORDS IN NFL HISTORY

(Minimum 10 Games)

HEAD COACH	TEAM	W	L	PCT.
Vince Lombardi	GB/WAS	9	1	.900
Tom Flores	Oakland	8	3	.727
Bill Belichick	CLE/NE	28	11	.718
Bill Walsh	San Francisco	10	4	.714
Joe Gibbs	Washington	17	7	.708
Jimmy Johnson	DAL/MIA	9	4	.692

POSTSEASON APPEARANCES

Bill Belichick has led his teams to 16 postseason berths, which is third all-time among NFL head coaches.

NFL HEAD COACHES WITH THE MOST POSTSEASON BERTHS

Head Coach	Postseason Appearances
Don Shula	19
Tom Landry	18
Bill Belichick	16

DIVISION TITLES RECORD

Belichick guided the Patriots to the AFC East title in 2017. His 15 division titles are the most by a head coach in NFL history. Shula and Tom Landry are second with 13 titles.



BILL BELICHICK

NEWS & NOTES

MOST CONSEC. DIVISION TITLES

Belichick is the first NFL coach to lead his team to nine consecutive division titles after claiming the title in 2017. Paul Brown (1950-55), Tom Landry (1966-71), Bud Grant (1973-78) and Chuck Noll (1974-79) led their teams to six straight titles.

NFL COACHES WITH THE MOST CONSECUTIVE DIVISION TITLES

Head Coach	Team	Consec. Div. Titles (Years)
Bill Belichick	New England	9 (2009-2017)
Paul Brown	Cleveland	6 (1950-1955)
Tom Landry	Dallas	6 (1966-1971)
Bud Grant	Minnesota	6 (1973-1978)
Chuck Noll	Pittsburgh	6 (1974-1979)

SUPER COMEBACK

Belichick coached the Patriots back from a 25-point deficit to win Super Bowl LI. A comeback of that magnitude is extremely rare. There had been 2,656 games where a team led by 25 points or more in NFL history, including the postseason. Teams leading by 25 have recorded 2,647 wins, 7 losses and 2 ties, a winning percentage of .997.

PATRIOTS RENAISSANCE

Once head coach Bill Belichick implemented his coaching design on the Patriots, his approach has given him the best record of any NFL head coach who has coached over 40 games since 2001 (including the postseason).

NFL COACHES RECORDS SINCE 2001

Coach	Team(s)	W	L	T	Pct.
Bill Belichick	New England	236	73	0	.764
Tony Dungy	TB/IND	101	41	0	.711
Jim Harbaugh	San Francisco	49	22	1	.688
Bill Cowher	Pittsburgh	70	35	1	.665
Mike Tomlin	Pittsburgh	124	68	0	.646
Mike McCarthy	Green Bay	131	78	1	.626
Pete Carroll	Seattle	88	53	1	.623
Mike Martz	St. Louis	46	29	0	.613
Bruce Arians	Arizona	50	32	1	.608
Dan Quinn	Atlanta	31	20	0	.608
Andy Reid	PHI/KC	177	116	1	.604
Sean Payton	New Orleans	112	76	0	.596

3X COACH OF THE YEAR

The Associated Press named Bill Belichick the NFL's Coach of the Year in 2010, the third time that Belichick earned the honor. He was also named Coach of the Year following the 2003 and 2007 seasons, joining Don Shula (4-time winner) and Chuck Knox as the only three-time winners.

ABOVE THE CENTURY MARK

Bill Belichick has an overall record of 278-129. He joins Don Shula and George Halas as the only coaches with 100 more wins than losses.

MOST WINS AMONG NFL COACHES

Head Coach	Team(s)	W	L	T
Don Shula	BLT/MIA	347	173	6
George Halas	Chicago	324	151	31
Bill Belichick	CLE/NE	278	129	0

200 WINS WITH PATS

Belichick now has 214 career regular season wins with the Patriots, the fourth most regular season wins with one team.

NFL HEAD COACHES WITH THE MOST WINS WITH ONE TEAM

Coach	Team	W	L	T
George Halas	Chicago	318	148	31
Don Shula	Miami	257	133	2
Tom Landry	Dallas	250	162	6
Bill Belichick	New England	214	74	0
Curly Lambeau	Green Bay	209	104	21
Chuck Noll	Pittsburgh	193	148	1

BETTER THAN AVERAGE

Belichick has led the Patriots to 17 straight seasons with a winning record (2001-2017), second all-time behind Tom Landry (1966-85), whose Dallas Cowboys accomplished the feat 20 times from 1966-85.

MOST CONSECUTIVE SEASONS WITH A WINNING RECORD

Head Coach	Team	Years
Tom Landry	Dallas	20 - 1966-1985
Bill Belichick	New England	17 - 2001-2017
Curly Lambeau	Green Bay	14 - 1934-1947
Curly Lambeau	Green Bay	12 - 1921-1932
George Halas	Chicago	10 - 1933-1942
John Madden	Oakland	10 - 1969-1978

CAREER MILESTONE

Belichick is just the sixth NFL head coach to reach 200 career regular-season victories and his 250 regular-season wins are tied with Tom Landry for the third-most regular season wins all-time.

MOST REGULAR-SEASON WINS, NFL HEAD COACHES

Head Coach	Team(s)	W	L	T
Don Shula	BLT/MIA	328	156	6
George Halas	Chicago	318	148	6
Bill Belichick	CLE/NE	250	118	0
Tom Landry	Dallas	250	162	6
Curly Lambeau	GB/CHI/WAS	226	132	22

DIVISIONAL SUCCESS

HEAD COACHES WITH THE HIGHEST WINNING PERCENTAGE AGAINST DIVISION OPPONENTS

(Since 1970 - Minimum 60 Games)

Head Coach	Team(s)	W	L	T	Win Pct.
Mike McCarthy	Green Bay	50	21	1	.701
George Allen	L.A. Rams/WAS	42	18	2	.700
Bud Grant	Minnesota	69	31	1	.688
Tom Landry	Dallas	101	46	0	.687
Bill Belichick	CLE/NE	99	51	0	.666
Marty Schottenheimer	CLE/KC/SD/WAS	95	51	0	.651

HEAD COACHES WITH THE MOST WINS AGAINST DIVISION OPPONENTS SINCE 1970

Head Coach	Team(s)	Wins vs. Div. Opponents
Don Shula	Miami	132
Tom Landry	Dallas	101
Bill Belichick	CLE/NE	99
Dan Reeves	DEN/NYG/ATL	95
Marty Schottenheimer	CLE/KC/SD/WAS	95


500+ FOR 3 STRAIGHT YEARS

Belichick is the first head coach in NFL history to lead a team to three straight 500-point seasons (2010-12) and four overall (2007-589, 2010-518, 2011-513 and 2012-557). St. Louis is the only other team to have done it three times (1999-526, 2000-540, 2001-503).



TOM BRADY

NEWS & NOTES



CAREER NOTES

Tom Brady has quarterbacked the Patriots to victories in 196 of his 251 career regular-season starts, compiling a .781 winning percentage and giving him the best record of any quarterback in the Super Bowl era (since 1966). Brady's 155 career wins in his first 200 starts are the most in NFL history. Peyton Manning is second with 136 wins in his first 200 career starts.



RECORDING SUCCESS

TOP WINNING PERCENTAGE IN SUPER BOWL ERA (Since 1966, Minimum 50 Starts, Regular Season Only)

Player	Team(s)	Years	W	L	T	Pct.
1. Tom Brady	New England	2000-17	196	55	0	.781
2. Roger Staubach	Dallas	1969-79	85	29	0	.746
3. Joe Montana	SF/KC	1979-94	117	47	0	.713

ACTIVE QUARTERBACKS WINNING PERCENTAGE

(Minimum 32 Starts (two full seasons), Regular Season Only)

Quarterback	Team(s)	W	L	T	Pct.
1. Tom Brady	New England	196	55	0	.781
2. Russell Wilson	Seattle	65	30	1	.682
3. Ben Roethlisberger	Pittsburgh	135	63	0	.682
4. Aaron Rodgers	Green Bay	94	48	0	.662
5. Andrew Luck	Indianapolis	43	27	0	.614
6. Matt Ryan	Atlanta	95	63	0	.601
7. Joe Flacco	Baltimore	92	62	0	.597
8. Andy Dalton	Cincinnati	63	44	2	.587
9. Alex Smith	SF/KC	88	62	1	.586
10. Cam Newton	Carolina	62	45	1	.579

12 AFC CHAMPIONSHIP GAME APPEARANCES

The Patriots have reached 12 conference championship games in the Tom Brady - Bill Belichick era (since 2001 with Brady starting at QB). The Patriots have made 12 title games in the 16 seasons with Brady as the starter.

WHAT TO LOOK FOR IN 2018

- ★ If Brady reaches 30 or more touchdowns passes in 2018, he will become just the fourth player in NFL history with 30 or more touchdown passes in eight seasons, joining Brett Favre (9), Peyton Manning (9) and Drew Brees (9).
- ★ Brady is tied with Peyton Manning, Drew Brees and Aaron Rodgers with four seasons with 35 or more touchdowns and needs to reach 35 touchdowns in 2018 for his fifth season with 35 or more touchdowns, for the most in NFL history.
- ★ Brady has passed for 4,000 yards nine times in his career and if he reaches 4,000 yards in 2018, he will be the third player to reach ten seasons with 4,000 yards, joining Peyton Manning (14) and Drew Brees (12).
- ★ Brady led the NFL with 36 touchdowns passes in 2015, his fourth time leading the NFL in passing touchdowns. He tied Drew Brees, Len Dawson, Brett Favre, Peyton Manning, Johnny Unitas and Steve Young for most seasons leading the NFL in touchdown passes.
- ★ Brady has 223 career victories (regular season and postseason) and needs three wins in 2018 to move past Adam Vinatieri (225) for the most wins all-time by an NFL player.
- ★ Brady enters 2018 with 13 regular-season wins at age 40 or older, tied with Brett Favre for the NFL record.
- ★ Brady enters the 2018 season with 559 touchdowns overall (488 in the regular season and 71 in the postseason) and needs 21 touchdown passes in 2018 to move past Peyton Manning (579) to become the all-time leader in touchdown passes.
- ★ Brady has thrown touchdowns to 68 different players in his career, two behind Vinny Testaverde's NFL-record 70 different TD targets.
- ★ Brady enters the 2018 season tied with Drew Brees for third all-time with 488 regular season touchdowns and needs 12 touchdowns to become the third player to reach 500 touchdowns. He would join (Peyton Manning-539) and (Brett Favre-508).

WHAT TO LOOK FOR IN 2018

- ★ Brady enters the 2018 season with 66,159 career passing yards. He needs 3,841 yards this season to become the fourth QB in NFL history with 70,000 career passing yards.
- ★ Brady has 82 300-yard games and needs eight more to become the third NFL player with 90 300-yard games, joining Drew Brees (109) and Peyton Manning (93).
- ★ Brady is tied with seven other NFL players with two games with six or more touchdowns and needs one 6-TD game to tie Peyton Manning, who had three games with six or more touchdowns.
- ★ Tom Brady has won 30 Player of the Week awards to set the NFL record for the most Player of the Week honors, and he also leads with 10 Player of the Month honors.
- ★ Brady leads the NFL with 55 career games with three touchdown passes and no interceptions.
- ★ Brady has started 251 regular season games at quarterback. If he starts all 16 games in 2018 he will move past Peyton Manning (265) and be second all-time with 267 starts, behind Brett Favre (298).
- ★ Brady has played in 253 regular season games entering the 2018 season, which is fifth all-time among NFL quarterbacks. If he plays in all 16 games in 2018 he will move into third place all-time with 269 games played among NFL quarterbacks, behind George Blanda (340) and Brett Favre (302).
- ★ Brady is entering his 19th season in 2018 with the Patriots. He joins Jim Marshall (19-Minnesota), Bruce Matthews (19-Houston/Tennessee), Darrell Green (20-Washington), Jackie Slater (20-LA Rams) and Jason Hanson (21-Detroit) as the only players with at least 19 seasons played with one NFL team.
- ★ Brady (13) needs one more Pro Bowl berth to join Tony Gonzalez (14), Peyton Manning (14), Bruce Matthews (14) and Merlin Olsen (14) as the only NFL players with at least 14 Pro Bowl berths.



TOM BRADY

NEWS & NOTES

ALL-TIME WINS LEADER

MOST CAREER WINS BY A STARTING NFL QUARTERBACK
(Including Playoffs)

Quarterback	Team(s)	Wins
Tom Brady	New England	223 (196 reg. season/27 postseason)
Peyton Manning	IND/DEN	200 (186 reg. season/14 postseason)
Brett Favre	ATL/GB/NYJ/MIN	199 (186 reg. season/13 postseason)
John Elway	Denver	162 (148 reg. season/14 postseason)

MOST GAMES OVER .500
(Including Playoffs)

Quarterback	Games Over .500	W	L	T
Tom Brady	158	223	65	0
Peyton Manning	108	200	92	0

NEARING OVERALL WINS MARK

Brady's 223 career wins are an NFL record by a quarterback and second all-time behind Adam Vinatieri.

MOST WINS BY AN NFL PLAYER
(Including Playoffs)

Player	Wins
Adam Vinatieri	225
Tom Brady	223
George Blanda	218
Jerry Rice	211
Gary Anderson	210
Peyton Manning	201
Brett Favre	201
Morten Andersen	194

PILING UP THE WINS

MOST REGULAR SEASON WINS BY A QB IN NFL HISTORY
(Regular Season Only)

Name	W	L	T	PCT.
Tom Brady	196	55	0	.781
Brett Favre	186	112	0	.624
Peyton Manning	186	79	0	.702
John Elway	148	82	1	.643
Dan Marino	147	93	0	.613
Drew Brees	142	106	0	.573
Ben Roethlisberger	135	63	0	.682
Fran Tarkenton	124	109	6	.531
Johnny Unitas	119	64	4	.647
Joe Montana	117	47	0	.713

MVP AWARDS

Brady was named the 2017 MVP for the third time in his career. He is one of four NFL players to win the honor at least three times.

MOST NFL MVP AWARDS

Player	MVP Awards	Years
Peyton Manning	5	2003, 04, 08, 09, 13
Tom Brady	3	2007, 10, 17
Jim Brown	3	1957, 58, 65
Brett Favre	3	1995, 96, 97
Johnny Unitas	3	1959, 64, 67

NFL FRANCHISE WINS LEADER

Brady has 196 career regular season wins with the Patriots, the most by a starting quarterback with one team. Brady set the record with his 161st win in his 208th game, breaking Brett Favre's record of 160 wins with the Packers (253 starts).

MOST WINS AS A STARTING QB FOR ONE TEAM

Player	Team	Wins
Tom Brady	New England	196
Brett Favre	Green Bay	160
John Elway	Denver	148
Dan Marino	Miami	147
Peyton Manning	Indianapolis	141

RECORD TITLE HOLDER

Tom Brady extended his NFL record with a 15th division championship in 2017.

Quarterback	Division Titles
Tom Brady	15
Peyton Manning	12
Joe Montana	9

BRADY'S COMEBACKS

Brady has engineered 54 career game-winning performances to lead his team to a victory from a fourth quarter deficit or tie.

DATE	OPP.	SCORE	TIME REMAINING				PASSING STATISTICS			
			IN REG.	ATT	CMP	YDS	TD	INT	FINAL	
01/21/18	JAC#	10-20	14:52	14	9	138	2	0	24-20	
12/17/17	at PIT	16-24	15:00	8	4	75	0	0	27-24	
09/24/17	HOU	28-33	2:24	7	5	93	1	0	36-33	
02/05/17	ATL**	9-28	15:00	27	21	246	1	0	[ot] 34-28	
11/27/16	at NYJ	13-17	10:17	15	10	132	1	0	22-17	
11/15/15	at NYG	17-23	15:00	18	11	193	1	1	27-26	
10/25/15	NYJ	16-17	15:00	17	14	150	2	0	30-23	
02/01/15	SEA**	14-24	15:00	15	13	124	2	0	28-24	
01/10/15	BAL*	28-28	15:00	8	9	72	1	0	35-31	
12/21/14	at NYJ	10-13	15:00	6	3	26	0	1	17-13	
12/07/14	at SD	13-14	15:00	8	7	112	1	0	23-14	
12/08/13	CLE	3-19	15:00	20	16	142	2	0	27-26	
12/01/13	at HOU	21-24	15:00	12	8	87	0	0	34-31	
11/24/13	DEN	21-24	15:00	19	12	100	1	0	[ot] 34-31	
10/13/13	NO	23-27	1:13	5	7	70	1	0	30-27	
09/08/13	at BUF	20-21	4:31	7	7	36	0	0	23-21	
10/21/12	NYJ	23-26	1:37	9	13	95	0	0	[ot] 29-26	
09/30/12	at BUF	21-21	15:00	7	4	78	2	0	52-28	
01/22/12	BAL#	16-20	15:00	6	3	20	0	1	23-20	
12/24/11	MIA	17-17	15:00	11	8	120	0	0	27-24	
10/16/11	DAL	13-16	5:13	9	11	87	1	0	20-16	
12/19/10	GB	21-27	13:49	6	5	82	1	0	31-27	
11/25/10	at DET	24-24	15:00	5	5	86	2	0	45-24	
10/17/10	BAL	10-20	14:53	24	16	156	1	1	[ot] 23-20	
09/14/09	BUF	13-24	5:32	13	11	112	2	0	25-24	
12/29/07	at NYG	23-28	15:00	12	8	130	1	0	38-35	
12/03/07	at BAL	17-24	14:25	17	7	113	1	0	27-24	
11/25/07	PHI	24-28	15:00	16	11	109	0	0	31-28	
11/04/07	at IND	10-20	9:42	10	8	144	2	0	24-20	
01/14/07	at SD*	13-21	8:35	14	9	122	1	1	24-21	
12/03/06	DET	13-21	13:07	15	14	101	0	0	28-21	
11/26/06	CHI	10-10	14:46	7	6	98	1	0	17-13	
09/10/06	BUF	14-17	15:00	6	3	58	0	1	19-17	
11/13/05	at MIA	15-16	2:53	2	2	76	1	0	23-16	
10/30/05	BUF	7-16	10:07	4	4	69	0	0	21-16	
10/09/05	at ATL	28-28	3:52	2	2	17	0	0	31-28	
09/25/05	at PIT	10-13	14:19	12	12	167	0	0	23-20	
02/06/05	PHI**	14-14	15:00	4	2	33	0	0	24-21	
10/03/04	at BUF	17-17	15:00	4	2	8	1	0	31-17	
02/01/04	CAR**	29-29	1:08	5	4	47	0	0	32-29	
01/10/04	TEN*	14-14	15:00	11	6	27	0	0	17-14	
11/30/03	at IND	31-31	10:21	6	3	31	1	0	38-34	
11/23/03	at HOU	13-20	3:11	14	10	133	1	0	[ot] 23-20	
11/03/03	at DEN	23-26	2:51	4	5	58	1	0	30-26	
10/19/03	at MIA	13-13	15:00	10	7	147	1	0	[ot] 19-13	
10/05/03	TEN	24-27	4:40	1	1	15	0	0	38-30	
12/29/02	MIA	13-24	4:59	13	8	69	1	0	[ot] 27-24	
11/10/02	at CHI	19-30	5:16	14	9	116	2	0	33-30	
09/22/02	KC	38-38	0:00	5	4	46	0	0	[ot] 41-38	
02/03/02	STL**	17-17	1:21	8	5	53	0	0	20-17	
01/19/02	OAK*	3-13	15:00	27	20	138	0	0	[ot] 16-13	
12/16/01	at BUF	6-9	5:57	13	9	116	0	0	[ot] 12-9	
12/02/01	at NYJ	14-16	15:00	7	6	56	0	0	17-16	
10/14/01	SD	16-26	8:48	18	13	130	1	0	[ot] 29-26	

^Statistics are from the time noted until the end of the game * Divisional Playoffs ** Super Bowl #AFC Championship



TOM BRADY

NEWS & NOTES

42 GAME-WINNING DRIVES

Brady has 42 game-winning drives in the fourth quarter or overtime in the regular season.

MOST GAME WINNING DRIVES IN THE FOURTH QUARTER OR OVERTIME (Regular Season Since 1970)

Player	Team(s)	4th Qtr Game-Winning Drives
Peyton Manning	IND/DEN	54
Dan Marino	Miami	47
Brett Favre	GB/NYJ/MIN	43
Tom Brady	New England	42
Drew Brees	SD/NO	41
John Elway	Denver	40
Warren Moon	HOU/MIN/SEA/KC	35

COMEBACK KID

MOST WINS BY A QB AFTER TRAILING BY 10+ POINTS - SINCE 2000 (Including Playoffs)

Player	Wins
Tom Brady	31
Peyton Manning	26
Eli Manning	20
Ben Roethlisberger	18
Drew Brees	18

DIVISION TITLE MARK

Brady extended his NFL record by leading the Patriots to their ninth straight division title in 2017.

MOST CONSECUTIVE DIVISION TITLES BY A STARTING QB

Player	Team	Consecutive Division Titles (Years)
Tom Brady	New England	9 (2009-2017)
Terry Bradshaw	Pittsburgh	6 (1974-1979)
Fran Tarkenton	Minnesota	6 (1973-1978)

NFL RECORD FOR MOST DIVISION TITLES

Player	Division Titles
Tom Brady	15
Peyton Manning	12
Joe Montana	9
Brett Favre	8
Terry Bradshaw	7
John Elway	7

A WINNING COMPARISON

Tom Brady has won 27 postseason games. Only five NFL franchises have won more playoff games than Brady: Pittsburgh (36), New England, Dallas and Green Bay (34) and San Francisco (30).

Additionally, Tom Brady and Bill Belichick have more playoff wins (27) than the Browns, Cardinals and Lions (25) in their combined seasons of existence.

RECORD AS A STARTER

	REG. SEASON	PLAYOFFS	TOTAL
Overall	196-55	27-10	223-65
Home:	107-18	19-4	126-22
Road:	89-37	8-6*	97-43
By Yardage Total			
Less than 200:	37-16	4-1	41-17
200-299:	91-25	13-5	103-30
300 or more:	68-14	10-4	78-18
Other Records			
On Artificial Turf:	123-19	16-6	139-25
Temp Below 40:	40-6	14-2	54-8
Thanksgiving or later:	74-18	27-10	101-28
Leading at Halftime:	152-17	18-4	170-21
Leading after 3 Qtrs:	164-10	17-3	181-13
Overtime:	9-4	2-0	11-4
Passer rating >100.0:	111-7	14-1	125-8

*Includes eight Super Bowls at neutral sites

LATE GAME WINNER

Brady now has eight career games in which he threw a game-winning touchdown pass in the final minute of the game to turn a Patriots deficit into a Patriots win.

11/10/02 at Chicago* W 33-30

The Patriots trailed 30-25 when Brady threw a 20-yard touchdown to David Patten with 21 seconds left to give the Patriots a 33-30 win.

*Champaign, Ill.

11/3/03 at Denver W 30-26

The Patriots trailed 26-23 when Brady threw an 18-yard touchdown to David Givens with 30 seconds left to give the Patriots a 30-26 win.

12/3/07 at Baltimore W 27-24

The Patriots trailed 24-20 when Brady threw an 8-yard touchdown to Jabar Gaffney with 44 seconds left to give the Patriots a 27-24 win.

9/14/09 vs. Buffalo W 25-24

The Patriots trailed 24-19 when Brady threw a 16-yard touchdown to Ben Watson with 50 seconds left to give the Patriots a 25-24 win.

10/16/11 vs. Dallas W 20-16

The Patriots trailed 16-13 when Brady threw an 8-yard touchdown pass to Aaron Hernandez with 22 seconds left to give the Patriots a 20-16 win.

10/13/13 vs. New Orleans W 30-27

The Patriots trailed 27-23 when Brady threw a 17-yard touchdown pass to Kenbrell Thompkins with five seconds left to give the Patriots a 30-27 win.

12/08/13 vs. Cleveland W 27-26

The Patriots trailed 26-21 when Brady threw a 1-yard touchdown pass to Danny Amendola with 31 seconds left to give the Patriots a 27-26 win.

09/24/17 vs. Houston W 36-33

The Patriots trailed 33-28 with 2:24 to play when Brady threw a 25-yard touchdown pass to WR Brandin Cooks with 23 seconds to play to give the Patriots the lead and then added a two-point play to Cooks for a 36-33 victory.

STERLING CAREER RECORD

Tom Brady's career record is excellent no matter which division or conference foe he is facing.

Record vs. AFC East:	75-19
Record vs. rest of AFC:	73-22
Record vs. NFC:	49-14

WINNINGEST COACH/QB TANDEM

Bill Belichick and Tom Brady have the best winning percentage and most wins for a head coach/starting quarterback tandem since the 1970 merger.

WINNINGEST COACH/QB TANDEM SINCE 1970

(Regular Season Only - By Winning Percentage)

Quarterback/Head Coach	Team	W	L	T	Pct.
Tom Brady/Bill Belichick	NE	196	55	0	.781
Peyton Manning/Tony Dungy	IND	85	27	0	.759
Ken Stabler/John Madden	OAK	60	19	1	.756

WINNINGEST COACH/QB TANDEM SINCE 1970

(Regular Season Only - By Victories)

Quarterback/Head Coach	Team	W	L	T	Pct.
Tom Brady/Bill Belichick	NE	196	55	0	.781
Dan Marino/Don Shula	MIA	116	68	0	.630
Terry Bradshaw/Chuck Noll	PIT	107	51	0	.677

MOST WINS IN 200 STARTS

Brady had 155 career regular-season wins in his first 200 regular season starts (.775 win pct.). Peyton Manning is second with 136 victories in his first 200 starts.

MOST WINS BY A STARTING QB THROUGH 200 STARTS

Quarterback Wins Through 200 Starts

Tom Brady	155
Peyton Manning	136
Dan Marino	125
John Elway	124



TOM BRADY

NEWS & NOTES

NO PLACE LIKE HOME

Brady made his 100th career home start against Chicago on Oct. 26, 2014. The win over Chicago gave Brady an 87-13 home record in his first 100 home starts, the best in NFL history since the merger for a quarterback with at least 50 starts. He owns the best regular-season and overall record at home for a quarterback in NFL history.

BEST HOME REGULAR SEASON STARTING RECORDS (Minimum 40 Starts)

Player	Team	W	L	PCT.
Tom Brady	New England	107	18	.856
Terry Bradshaw	Pittsburgh	67	12	.848
Roger Staubach	Dallas	49	10	.831
John Elway	Denver	95	23	.805
Aaron Rodgers	Green Bay	56	14	.800
Joe Flacco	BAL	58	19	.753

BEST HOME STARTING RECORDS (Including Playoffs)

Player	Team	W	L	PCT.
Tom Brady	New England	126	21	.857
Terry Bradshaw	Pittsburgh	75	14	.843
John Elway	Denver	104	25	.806

BEST HOME REGULAR-SEASON RECORD IN FIRST 100 STARTS

Player	Team	W	L	PCT.
Tom Brady	New England	87	13	.870
Brett Favre	Green Bay	82	18	.820
John Elway	Denver	77	23	.770
Peyton Manning	Indianapolis	74	26	.740

HOME FIELD ADVANTAGE I

Brady won his 100th regular season at Gillette Stadium on Dec. 24, 2017, when the Patriots beat Buffalo, 37-16. He is the only NFL quarterback with 100 wins in a stadium. He now has 101 wins at Gillette Stadium. John Elway is next with 95 wins at Mile High stadium.

HOME FIELD ADVANTAGE II

Brady is 70-8 overall at home in the regular season since 2007. That is more wins than five teams have (home and away) combined during that span.

Team	Wins Since 2007
Tampa Bay	.68
Oakland	.66
Jacksonville	.63
Los Angeles Rams	.57
Cleveland	.48

HOME COOKIN'

The quarterbacks with the most regular season touchdown passes at a single stadium in NFL history:

Player	Team	Stadium	TD Passes
Drew Brees	New Orleans	Mercedes-Benz Superdome	231
Tom Brady	New England	Gillette Stadium	229
Brett Favre	GB/MIN	Lambeau Field	214

ROAD WINNER

The win over Denver on Nov. 12, 2017 was Brady's 86th road victory, breaking a tie with Peyton Manning (85) for the most in NFL history. Brady now has 89 road wins, including a 7-1 road record in 2017.

UNDEFEATED AGAINST 7

Brady is undefeated against seven teams - Atlanta (5-0), Chicago (4-0), Dallas (4-0), Detroit (4-0), Jacksonville (5-0), Minnesota (4-0) and Tampa Bay (4-0). Brady is most successful against Buffalo, with a 28-3 career record and the non-divisional team he has beaten the most is Indianapolis (10-3).

BRADY BEATS BUFFALO

Brady owns a 28-3 record against the Buffalo Bills. Brady's 28 wins are most ever by a quarterback against a single team.

MOST WINS BY A STARTING QUARTERBACK AGAINST AN OPPONENT (Regular Season Only)

Player	Wins
Tom Brady	28 wins against Buffalo
Brett Favre	26 wins against Detroit
Tom Brady	25 wins against New York Jets
Brett Favre	23 wins against Chicago
Dan Marino	22 wins against Indianapolis

ONE OF FOUR WITH 500 TOTAL TDS

Brady is second in NFL history in all-time touchdown passes (regular season and playoffs) and ranks first for most touchdowns with one team.

ALL-TIME TOUCHDOWN PASS LEADERS (Including Playoffs)

Player	Years	Team(s)	Total TD	Reg. Season	Playoffs
Peyton Manning	1998-2015	IND/DEN	579	539	40
Tom Brady	2000-Present	New England	559	488	71
Brett Favre	1991-2010	ATL/GB/NYJ/MIN	552	508	44
Drew Brees	2001-present	SD/NO	517	488	29
Dan Marino	1983-1999	Miami	452	420	32
Ben Roethlisberger	2004-present	Pittsburgh	359	329	30
Eli Manning	2004-present	N.Y. Giants	357	339	18
Fran Tarkenton	1961-1978	MIN/NYG	353	342	11
Philip Rivers	2004-present	LA Chargers	353	342	11
Aaron Rodgers	2005-present	Green Bay	349	313	36

MOST TOUCHDOWN PASSES WITH ONE TEAM (Including Playoffs)

Player	Years	Team	Total TD	Reg. Season	Playoffs
T. Brady	2000-Present	New England	559	488	71
B. Favre	1992-2007	Green Bay	481	442	39
D. Marino	1983-1999	Miami	452	420	32
D. Brees	2006-present	New Orleans	435	408	27
P. Manning	1998-2010	Indianapolis	428	399	29

NEARING 500-TD CLUB

Tom Brady is tied for third in NFL history with 488 career touchdown passes.

MOST CAREER TOUCHDOWN PASSES (Regular Season Only)

Player	Touchdowns
Peyton Manning	539
Brett Favre	508
Tom Brady	488
Drew Brees	488
Dan Marino	420



65,000 YARDS

Tom Brady (66,159) became the fourth NFL player to reach 65,000 passing yards and is fourth all-time on the NFL's passing list. He reached 65,000 passing yards in the win at Buffalo on Dec. 3, 2017

Player	Team(s)	Passing Yards
1. Peyton Manning	IND/DEN	71,940
2. Brett Favre	GB/NYJ/MIN	71,838
3. Drew Brees	SD/NO	70,445
4. Tom Brady	New England	66,159
5. Dan Marino	Miami	61,361
6. Eli Manning	N.Y. Giants	51,682
7. John Elway	Denver	51,475
8. Ben Roethlisberger	Pittsburgh	51,065
9. Philip Rivers	SD/LAC	50,348
10. Warren Moon	HOU/MIN/SEA/KC	49,325



TOM BRADY

NEWS & NOTES

THIRD IN TOTAL YARDS

Brady sits third all-time in NFL history with a combination of passing yards in regular season and postseason as well as regular-season rushing yards and playoff rushing yards as well as receiving yards.

NFL ALL-TIME LEADERS FOR TOTAL YARDS (Including Playoffs)

Player	Total Yards
Peyton Manning	79,978
Brett Favre	79,602
Tom Brady	77,552
Drew Brees	75,505
Dan Marino	65,953

THIRD-HIGHEST QB RATING

Brady owns the third-highest QB rating in NFL history.

HIGHEST QB RATING IN NFL HISTORY

Player	Team(s)	Years	Rating
Aaron Rodgers	Green Bay	2005-17	103.8
Russell Wilson	Seattle	2012-17	98.8
Tom Brady	New England	2000-17	97.6
Tony Romo	Dallas	2004-16	97.1
Steve Young	TB/SF	1985-99	96.8
Drew Brees	SD/NO	2001-17	96.7
Peyton Manning	IND/DEN	1998-2015	96.5
Kirk Cousins	WAS/MIN	2012-17	94.8

BRADY 300-YARD GAMES

Brady has 82 NFL games with 300 or more yards passing and the Patriots are 68-14 in those games. He is one of three players with at least 80 300-yard games.

NFL QUARTERBACK 300-YARD GAMES

Player	300-Yard Games
Drew Brees	109
Peyton Manning	93
Tom Brady	82
Dan Marino	63
Brett Favre	62
Philip Rivers	57

Brady had a career-best 11 300-yard games in the 2011 season, tied for third in NFL history behind Drew Brees (13 in 2011) and Peyton Manning (12 in 2013).

5,000 COMPLETIONS

Brady has the fourth-most completions by an NFL quarterback.

MOST PASS COMPLETIONS IN NFL HISTORY

Player	Completions
Brett Favre	6,300
Drew Brees	6,200
Peyton Manning	6,125
Tom Brady	5,629
Dan Marino	4,967

FOUR 35-TD SEASONS

Brady, who led the NFL in 2015 with 36 touchdowns, is one of four NFL quarterbacks with at least 35 touchdown passes in four different seasons.

QBS WITH THE MOST 35+ PASSING TOUCHDOWNS IN NFL HISTORY

Player	35+ TD Seasons
Tom Brady	4 (50-2007, 36-2010, 39-2011, 36-2015)
Peyton Manning	4 (49-2004, 37-2012, 55-2013, 39-2014)
Drew Brees	4 (46-2011, 43-2012, 39-2013, 37-2016)
Aaron Rodgers	4 (45-2011, 39-2012, 38-2014, 40-2016)
Brett Favre	3 (38-1995, 39-1996, 35-1997)

TOUCHDOWN TOM

Brady has seven 30-touchdown seasons overall. The only other Patriots quarterback to have a 30-touchdown season was Vito "Babe" Parilli in 1964 when he led the AFL with 31. Brady is one of four quarterbacks in NFL history to have 30 or more touchdown passes in at least seven seasons and one of six quarterbacks in NFL history with three or more straight seasons with 30 or more touchdowns.

MOST SEASONS WITH 30-PLUS TOUCHDOWN PASSES

Player	30-TD Seasons
Brett Favre	9
Peyton Manning	9
Drew Brees	9
Tom Brady	7
Aaron Rodgers	6
Philip Rivers	5
Dan Marino	4
Tony Romo	4
Eli Manning	3
Kurt Warner	3

CONSECUTIVE 30 TOUCHDOWN SEASONS

Player	Consec. 30-TD Seasons
Drew Brees	9 (2008-2016)
Brett Favre	5 (1994-98)
Peyton Manning	5 (2009-10, 12-14)
Tom Brady	3 (2010-2012)
Dan Marino	3 (1984-86)
Aaron Rodgers	3 (2014-2016)

ECLIPSING 3K

Brady reached 3,000 passing yards in 2017 for the 15th time.

MOST 3,000-YARD SEASONS

Player	3,000-Yard Seasons
Brett Favre	18
Peyton Manning	16
Tom Brady	15
Drew Brees	15
Dan Marino	13
Eli Manning	13

4,000-YARD SEASONS

Brady (4,577) reached 4,000 yards in 2017 for the ninth time in his career.

ALL-TIME 4,000 YARD PASSING SEASONS

Player	4,000-Yard Seasons
Peyton Manning	14
Drew Brees	12
Tom Brady	9
Philip Rivers	9
Matthew Stafford	7
Matt Ryan	7
Brett Favre	6
Eli Manning	6
Dan Marino	6
Carson Palmer	6
Aaron Rodgers	6

PATRIOTS TOP PASSING YARDS/SEASON

Player	Year	Yards
Tom Brady	2011	5,235
Tom Brady	2012	4,827
Tom Brady	2007	4,806
Tom Brady	2015	4,770
Tom Brady	2017	4,577
Drew Bledsoe	1994	4,555
Tom Brady	2009	4,398
Tom Brady	2013	4,343
Tom Brady	2005	4,110
Tom Brady	2014	4,109
Drew Bledsoe	1996	4,086

A GOOD RATIO

Brady ranks first in touchdown-to-interception ratio among quarterbacks with 400 career TD passes. He ranks second in TD-to-INT ratio overall, behind only Aaron Rodgers (4.01).

BRADY TOPS 400 CLUB IN TD/INT RATIO

Player	Touchdowns	Interceptions	Ratio
Tom Brady	488 (3t)	160 (53t)	3.05 (2)
Peyton Manning	539 (1)	251 (9)	2.15 (7)
Drew Brees	488 (3t)	228 (14t)	2.14 (8)
Dan Marino	420 (5)	252 (8)	1.67 (26)
Brett Favre	508 (2)	336 (1)	1.51 (35)



TOM BRADY

NEWS & NOTES

ELITE COMPANY

Brady (251 starts in the regular season and 37 postseason starts) and Pro Football Hall of Famer Jerry Rice (284 regular season starts and 29 postseason starts) are the only NFL players with at least 200 regular-season starts and at least 25 postseason starts.

MOST STARTS UNDER ONE HC

Brady made his 185th career start at Carolina on Nov. 18, 2013, all under Bill Belichick. It is the most starts by a quarterback under one head coach in NFL history. Brady surpassed Dan Marino, who had 184 career starts under head coach Don Shula. Brady now has 251 career starts under Belichick.

FRANCHISE LEADING PASSER

PATRIOTS ALL-TIME LEADING PASSERS

Player	Years	ATT	COMP	YDS
Tom Brady	2000-17	8,805	5,629	66,159
Drew Bledsoe	1993-01	4,518	2,544	29,657
Steve Grogan	1975-90	3,593	1,879	26,886

NO GAMES OFF

Brady passed Bruce Armstrong at Dallas (10/11/15) with his 213th game played in a Patriot uniform.

MOST GAMES PLAYED IN PATRIOTS HISTORY

Player	Games Played
Tom Brady	253
Bruce Armstrong	212
Julius Adams	206

200-PLUS STARTS

Brady is one of 10 NFL quarterbacks with at least 200 career starts in the regular season.

MOST NFL STARTS BY AN NFL QUARTERBACK

Player	Team(s)	Starts
Brett Favre	GB/NYJ/MIN	298
Peyton Manning	IND/DEN	265
Tom Brady	New England	251
Drew Brees	SD/NO	248
Dan Marino	Miami	240
Fran Tarkenton	MIN/NYG	239
John Elway	Denver	231
Vinny Testaverde	TB/CLE/BAL/DAL/CAR	214
Eli Manning	N.Y. Giants	214
Warren Moon	HOU/MIN/SEA/KC	203

SECOND WITH 200 STARTS

Brady (251) is the second New England Patriots player to start in at least 200 games. Patriots Hall of Fame OL Bruce Armstrong started in 212 games during his career.

PLAYER OF THE WEEK HONORS

Brady has earned an NFL-record 30 Player of the Week honors after winning the award in Week 2, 3 and 10 of the 2017 season. Brady has earned at least three awards in one season five times (2007, 09, 11, 12 and 17). Brady was named Offensive Player of the Month for November in 2017. It is his 10th Player of the Month award, the most in NFL history. Peyton Manning is second with eight.

CAREER PLAYER OF THE WEEK AWARDS

Player	Years	Team(s)	POW Awards
Tom Brady	2000-present	New England	30
Peyton Manning	1998-2015	IND/DEN	27
Dan Marino	1983-1999	Miami	18
Brett Favre	1991-2010	GB/NYJ/MIN	16
John Elway	1983-1998	Denver	15

PER GAME AVERAGE

NFL PLAYERS TO AVG. 250 YARDS PER GAME (Minimum 50 Games)

Player	Team(s)	Yards/Game
Drew Brees	SD/NO	282.9
Matthew Stafford	Detroit	278.0
Peyton Manning	IND/DEN	270.5
Matt Ryan	Atlanta	264.5
Tom Brady	New England	261.5
Kurt Warner	STL/ARI	260.8
Aaron Rodgers	Green Bay	258.4
Philip Rivers	SD/L.A. Chargers	256.9
Ben Roethlisberger	Pittsburgh	255.3
Carson Palmer	CIN/OAK/ARI	254.1
Dan Marino	Miami	253.6

SIX TD PERFORMANCES

Brady has thrown six touchdowns in a game two times and is one of eight NFL players to have thrown at least six touchdowns in a game two times. Brady threw six touchdowns at Miami (10/21/07) and vs. Tennessee (10/18/09).

NFL PLAYERS WITH AT LEAST TWO 6+TD GAMES

Player	Team(s)	6+ TD Games
Peyton Manning	IND/DEN	3 (Two 6 TD games and one 7 TD Game)
George Blanda	Houston	2 games with 7 touchdowns
Y.A. Tittle	N.Y. Giants	2 (1 game with 7 and 1 with 6 TDs)
Drew Brees	New Orleans	2 (1 game with 7 and 1 with 6 TDs)
Tom Brady	New England	2 games with 6 touchdowns
Charley Johnson	St. Louis Cardinals	2 games with 6 touchdowns
Ben Roethlisberger	Pittsburgh	2 games with 6 touchdowns
Aaron Rodgers	Green Bay	2 games with 6 touchdowns

MOST 5 TD PERFORMANCES

MOST CAREER GAMES WITH FIVE TOUCHDOWN PASSES

Player	Team(s)	5-TD Games
Drew Brees	SD/NO	10
Peyton Manning	IND/DEN	9
Tom Brady	New England	6
Dan Marino	Miami	6

28 CAREER 4-TD GAMES

Brady has thrown four or more touchdowns in 28 games - 22 four-TD games, four five-TD games and two six-TD games. The Patriots are 27-1 when Brady throws four or more TD passes. He has two 4-TD games in 2017.

MOST GAMES WITH 4+ TOUCHDOWN PASSES

Player	Team(s)	4+ TD Games
Peyton Manning	IND/DEN	35
Drew Brees	SD/NO	31
Tom Brady	New England	28
Brett Favre	GB/NYJ/MIN	23
Dan Marino	Miami	21
Aaron Rodgers	Green Bay	21

MOST GAMES WITH 4+ TDS AND NO INTERCEPTIONS

Player	Team(s)	Games
Tom Brady	New England	22
Drew Brees	SD/NO	21
Peyton Manning	IND/DEN	18
Aaron Rodgers	Green Bay	16
Brett Favre	GB/NYJ/MIN	12



TOM BRADY

NEWS & NOTES

300 YARDS, 4 TDS & 0 INTS

Brady had his 15th NFL game with 300 yards, four touchdowns and no interceptions vs. Houston (9/24/17), second in NFL history to the 18 such games by Drew Brees.

3 TD & 0 INTS

Brady had his 55th game with at least three touchdowns and no interceptions in the win at Oakland (11/19/17). The Patriots are 53-2 (.963) in such games.

MOST GAMES WITH THREE TDS & ZERO INTS IN NFL HISTORY

Player	Team(s)	Games with 3+ TD/0 INT
Tom Brady	New England	55
Peyton Manning	IND/DEN	51
Drew Brees	SD/NO	42
Aaron Rodgers	Green Bay	41
Brett Favre	GB/NYJ/MIN	36

PASSING TO WIN

BEST NFL RECORDS FOR A QB WITH 50 OR MORE PASS ATTEMPTS (Including Playoffs)

Player	Team(s)	Record
Tom Brady	New England	19-9 (6-2 in postseason)
Dan Marino	Miami	5-11
Drew Brees	SD/NO	4-15
Peyton Manning	IND/DEN	4-13

RECORD FOR ATTEMPTS BETWEEN INTS

Brady attempted 358 consecutive regular-season passes without an interception, a streak spanning from Oct. 17, 2010-Sept. 1, 2011. Brady eclipsed Bernie Kosar's record on Dec. 26, 2010 at Buffalo.

MOST CONSECUTIVE PASS ATTEMPTS WITHOUT AN INTERCEPTION

Player	Team	Season(s)	Att
Tom Brady	New England	2010-11	358
Alex Smith	Kansas City	2015	312
Bernie Kosar	Cleveland	1990-91	308
Drew Brees	New Orleans	2015-16	305
Bart Starr	Green Bay	1964-65	294
Alex Smith	Kansas City	2016-17	292

SPREADING THE WEALTH

Brady connected with TE Dwayne Allen on an 11-yard touchdown pass in the second quarter of the win over Denver (11/12/17). Brady has thrown a touchdown pass to 68 different players.

MOST TOUCHDOWN TARGETS BY AN NFL QUARTERBACK

Quarterback	Team(s)	TD Targets
Vinny Testaverde	TB/CLE/BAL/DAL/CAR	70
Tom Brady	New England	68
Steve DeBerg	SF/DEN/TB/KC/ATL	62
Brett Favre	GB/NYJ/MIN	61

40 YEAR-OLD QBs

Brady joined just 12 other quarterbacks since the 1970 merger to start an NFL game past the age of 40. The oldest player to attempt a pass in a game was George Blanda at age 48 as a member of the Oakland Raiders in the final game of his career on Dec. 21, 1975. Blanda finished with one completion on three attempts for 11 yards. Brady is the fourth Patriots player to play at 40, joining Doug Flutie (43 in 2005), Vinny Testaverde (43 in 2006) and Junior Seau (40 in 2009).

40 YEAR OLDS TO START AT QB SINCE 1970

Player/Team	Age at Last Start	Date of Last Start
Steve DeBerg/ATL	44 years, 9 mos.	10/25/1998 at NYJ
Warren Moon/KC	44 years, 0 mos.	11/26/2000 at SD
Vinny Testaverde/CAR	44 years, 0 mos.	12/9/2007 at JAX
Doug Flutie/SD	42 years, 2 mos.	1/2/2005 vs. KC
Earl Morrall/MIA	41 years, 6 mos.	12/1/1975 vs. NE
Brett Favre/MIN	41 years, 2 mos.	12/20/2010 vs. CHI
Tom Brady/NE	40 years, 6 mos.	02/04/18 vs. PHI
Len Dawson/KC	40 years, 5 mos.	12/7/1975 vs. SD
Vince Evans/OAK	40 years, 5 mos.	12/3/1995 vs. KC
Johnny Unitas/SD	40 years, 5 mos.	10/7/1973 at PIT
Matt Hasselbeck/IND	40 years, 3 mos.	12/27/2015 at MIA
Sonny Jurgensen/WAS	40 years, 3 mos.	12/15/1974 vs. CHI
Brad Johnson/DAL	40 years, 1 mos.	11/2/2008 at NYG

*In NFL history, 13 other QBs aged 40+ have started at least 1 game.

STARTING QUARTERBACKS AT AGE 40-OR-OLDER NFL HISTORY

Player	W-L	TD-INT	Rating
Brett Favre	13-12	36-25	90.2
Tom Brady	13-3	32-8	102.8
Warren Moon	11-14	37-25	80.4
Vinny Testaverde	8-17	24-32	72.3
Matt Hasselbeck	5-3	9-5	84.0
Doug Flutie	3-3	10-4	80.4
Sonny Jurgensen	3-1	11-5	94.5
Charlie Conerly	2-1	7-6	61.8
Earl Morrall	2-0	6-6	74.2
Len Dawson	1-4	5-4	90.0
Vince Evans	1-2	6-8	71.5
Brad Johnson	1-2	2-5	50.5
Johnny Unitas	1-3	3-7	40.0
Steve DeBerg	0-1	3-1	80.4

Brady led the Patriots to their ninth win of the season in the victory over Miami on Nov. 26, 2017, the most ever by a 40-year old quarterback in the Super Bowl era. Brett Favre in 2009 turned 40 on Oct. 10 and led the Vikings to eight wins in their 12-win season after turning 40. Brady threw four touchdowns to push his 2017 total to 26 touchdowns, the most in a single season by a 40-year old quarterback. He moved past Brett Favre (25 in 2009 after he turned 40 in October of that year with Minnesota) and Warren Moon (25 with Seattle in 1997).

Brady led the NFL with 4,577 yards passing in 2017 to become the oldest quarterback to lead the NFL. The previous oldest player to lead the league in passing was Fran Tarkenton with 3,468 yards in 1978 at age 38. Brady moved past Warren Moon (1997 with 3,678) for the most passing yards in a single season by a 40-year old quarterback.

MOST PASSING YARDS BY A PLAYER AT AGE 40

Player	Year	Yards
Tom Brady	2017	4,577
Warren Moon	1997	3,678
Vinny Testaverde	2004	3,532
Brett Favre	2009	3,365



TOM BRADY

NEWS & NOTES

SIX STRAIGHT WITH NO PICKS

Brady ended a streak of six straight games without an interception at Tampa Bay (10/5/17). To that point he had thrown 264 straight passes without an interception.

BRADY'S MOST CONSECUTIVE STARTS WITHOUT AN INT.

Player	Consec. Starts Without an INT	Dates
Tom Brady	11*	(10/24/10-01/02/11)
Tom Brady	6	(12/18/16-10/05/17)

*NFL Record

BRADY'S CONSECUTIVE PASSES WITHOUT AN INTERCEPTION

Player	Consec. Passes Without an INT	Dates
Tom Brady	358*	(10/17/10-9/12/11)
Tom Brady	264	(12/12/16-10/05/17)
Tom Brady	201	(10/14/12-12/02/12)
Tom Brady	196	(12/21/14-10/18/15)
Tom Brady	190	(09/16/12-10/14/12)

*NFL Record

THE BRADY SIX

Brady was the seventh quarterback selected in the 2000 NFL Draft

QUARTERBACKS TAKEN IN THE 2000 NFL DRAFT

Rd	Pick	Player	Taken By
1	18	Chad Pennington	N.Y. Jets
3	65	Giovanni Carmazzi	San Francisco
3	75	Chris Redman	Baltimore
5	163	Tee Martin	Pittsburgh
6	168	Marc Bulger	New Orleans
6	183	Spergon Wynn	Cleveland
6	199	Tom Brady	New England

BRADY SINGLE-SEASON NOTES

BRADY HAS LOW INT PCT.

Brady threw just two interceptions in 432 pass attempts in 2016 for an interception PCT of 0.46, fourth best ever in a single season. Patriots backup QB Brian Hoyer set the NFL record in 2016 with Chicago by attempting 200 passes without an interception.

NFL INTERCEPTION PERCENTAGE (Minimum 150 Attempts)

Player	Team	Year	ATT-INT	Int. Pct.
Brian Hoyer	Chicago	2016	200-0	.00
Damon Huard	Kansas City	2006	244-1	0.41
Josh McCown	Chicago	2013	224-1	0.45
Tom Brady	New England	2016	432-2	0.46
David Garrard	Jacksonville	2005	168-1	0.60
Nick Foles	Philadelphia	2013	317-2	0.63
Joe Ferguson	Buffalo	1976	151-1	0.66
Sam Bradford	Minnesota	2016	519-4	0.77
Tom Brady	New England	2010	492-4	0.81
Dak Prescott	Dallas	2016	459-4	0.87
Steve DeBerg	Kansas City	1990	444-4	0.90
Sam Bradford	Minnesota	2016	552-5	0.90

50 TD PASSES

Brady threw 50 touchdown passes in 2007.

QUARTERBACKS WITH 45 OR MORE TOUCHDOWN PASSES IN A SEASON

Player	Team	Year	TD Passes
Peyton Manning	Denver	2013	55
Tom Brady	New England	2007	50
Peyton Manning	Indianapolis	2004	49
Dan Marino	Miami	1984	48
Drew Brees	New Orleans	2011	46
Aaron Rodgers	Green Bay	2011	45

SINGLE SEASON PASSING LEADERS

Brady owns nine of the 11 4,000-yard passing seasons in Patriots history.

PATRIOTS TOP PASSING YARDS/SEASON

Player	Year	Yards
Tom Brady	2011	5,235
Tom Brady	2012	4,827
Tom Brady	2007	4,806
Tom Brady	2015	4,770
Tom Brady	2017	4,577
Drew Bledsoe	1994	4,555
Tom Brady	2009	4,398
Tom Brady	2013	4,343
Tom Brady	2005	4,110
Tom Brady	2014	4,109
Drew Bledsoe	1996	4,086

PASSING YARD PACE

Brady owns one of the nine 5,000-yard passing seasons in NFL history.

MOST PASSING YARDS IN A SEASON

Player	Team	Year	Yards
Peyton Manning	Denver	2013	5,477
Drew Brees	New Orleans	2011	5,476
Tom Brady	New England	2011	5,235
Drew Brees	New Orleans	2016	5,208
Drew Brees	New Orleans	2012	5,177
Drew Brees	New Orleans	2013	5,162
Dan Marino	Miami	1984	5,084
Drew Brees	New Orleans	2008	5,069
Matthew Stafford	Detroit	2011	5,038

CAREER HIGH COMPLETIONS

Brady set a career high in completions in 2015 with 402. Brady's previous best was 401 completions in 2011 and 2012. Brady (3) joins Drew Brees (9), Matt Ryan (4) and Peyton Manning (3) for the most seasons with 400 completions.

BEST TD/INT RATIO IN NFL HISTORY

Brady threw 28 touchdown passes and just two interceptions in 2016 for an NFL-best single-season TD/INT ratio of 14.0. Brady had 26 touchdown to four interceptions in 2017 for a 6.5 ratio.

BEST SINGLE-SEASON TD/INT RATION IN NFL HISTORY (Minimum of 20 TD Passes)

Player	Team	Year	TD/INT	Ratio
Tom Brady	New England	2016	28/2	14.00
Nick Foles	Philadelphia	2013	27/2	13.50
Tom Brady	New England	2010	36/4	9.00
Aaron Rodgers	Green Bay	2014	38/5	7.60
Aaron Rodgers	Green Bay	2011	45/6	7.50
Tom Brady	New England	2007	50/8	6.25

SINGLE GAME NOTES

300 IN A HALF

Brady had his fifth 300-yard half and his second 300-yard first half after throwing for 302 yards in the first half at New Orleans (9-17-17).

Yards	Game	Half
367	vs. San Francisco (12-16-12)	2nd half
345	vs. Tennessee (10-18-09)	1st half
323	vs. Cleveland (12-08-13)	2nd half
306	at Miami (9-12-11)	2nd half
302	at New Orleans (9-17-17)	1st half



TOM BRADY

NEWS & NOTES

50-YARD DOUBLE DOWN

Brady has thrown at least two 50-yard passes in the same game 12 times in his career. His career best came in 2009 with three 50-yard strikes in one game.

BRADY'S GAMES WITH AT LEAST TWO 50-YARD PASSES

10/9/05 @ Atlanta

55t (3Q) Bethel Johnson
51 (1Q) Deion Branch

1/14/06 @ Denver *AFC Divisional Playoff Round

73 (4Q) Deion Branch
51 (2Q) Andre' Davis

12/31/06 @ Tennessee

62t (3Q) Reche Caldwell
52 (1Q) Corey Dillon

12/9/07 vs. Pittsburgh

63t (2Q) Randy Moss
56t (3Q) Jabar Gaffney >Flea-flicker w/R. Moss

11/15/09 @ Indianapolis

63t (2Q) Randy Moss
55 (1Q) Randy Moss

12/06/09 @ Miami

58t (1Q) Randy Moss
58 (2Q) Wes Welker
81t (3Q) Sam Aiken

11/22/12 @ NY Jets

83t (2Q) Shane Vereen
56t (2Q) Julian Edelman

11/03/13 vs. Pittsburgh

57 (2Q) Danny Amendola
81t(4Q) Aaron Dobson

11/15/15 at New York Giants

76t (4Q) Rob Gronkowski
54(4Q) Brandon LaFell

10/30/16 at Buffalo

53t (1Q) Chris Hogan
53t(2Q) Rob Gronkowski

12/04/16 vs. Baltimore

61 (2Q) James White
79t (4Q) Chris Hogan

11/19/17 at Oakland

52 (2Q) Brandin Cooks
64t (3Q) Brandin Cooks

SECOND-HIGHEST TOTAL

Tom Brady threw for 466 yards at Buffalo (9/20/15), the second-highest single-game mark of his career and the most ever against Buffalo, eclipsing the 464 yards by George Blanda in 1961.

MOST PASSING YARDS IN A GAME IN PATRIOTS HISTORY

Player	Date	Opp	Att	Cmp	Yds	TD	Int
Tom Brady	9/12/11	MIA	48	32	517	4	1
Tom Brady	9/20/15	BUF	59	38	466	3	0
Tom Brady	9/17/17	NO	39	30	447	3	0
Tom Brady	12/16/12	SF	65	36	443	1	2
Tom Brady	11/03/13	PIT	33	23	432	4	0
Drew Bledsoe	11/13/94	MIN	70	45	426	3	0
Drew Bledsoe	11/23/98	MIA	54	28	423	2	2
Tom Brady	9/18/11	SD	40	31	423	3	0

SPREADING THE WEALTH

Brady completed passes to 10 different receivers in the win at Buffalo (10/12/14). It was the 10th time in his career he has completed passes to 10 different receivers in a game and the first time since 12/8/13 vs. Cleveland.

NIFTY 50

Brady and the Patriots knocked off Jacksonville, 51-17, on Sept. 27, 2015, the eighth time that New England scored at least 50 points in a game started by Brady, the most in NFL history. Pro Football Hall of Famer Len Dawson (6) is second. Brady's eight 50-point games are more than 20 current teams have in their entire history.

Date	Opponent	Score
10/28/07	vs. Washington	52-7
11/18/07	at Buffalo	56-10
10/18/09	vs. Tennessee	59-0
09/30/12	at Buffalo	52-28
11/18/12	vs. Indianapolis	59-24
11/03/13	vs. Pittsburgh	55-31
10/26/14	vs. Chicago	51-23
09/27/15	vs. Jacksonville	51-17



TOM BRADY

PLAYOFF NOTES

TOPS IN POSTSEASON STATS LISTS

Tom Brady leads the NFL in postseason touchdowns (71), passing yards (10,226), postseason wins (27) and postseason 300-yard games (14).

NFL ALL-TIME LEADERS: POSTSEASON TOUCHDOWN PASSES

Player	Team(s)	TDs
Tom Brady	New England	71
Joe Montana	SF/KC	45
Brett Favre	GB/MIN.	44
Peyton Manning	IND/DEN.	40
Aaron Rodgers	Green Bay	36
Dan Marino	Miami	32
Kurt Warner	STL/ARZ	31

NFL ALL-TIME LEADERS: POSTSEASON TD PASSES, SINGLE GAME

Player	Team	Game	TDs
Tom Brady	NE	AFC-D: NE vs. DEN (1/14/12)	6
Daryle Lamonica	OAK	AFC-D: OAK vs. HOU (12/21/69)	6
Steve Young	SF	SB: SF vs. SD (1/30/95)	6

NFL ALL-TIME LEADERS: POSTSEASON PASSING YARDS

Player	Team(s)	YDs
Tom Brady	New England	10,226
Peyton Manning	IND/DEN	7,339
Brett Favre	GB/MIN.	5,855
Joe Montana	SF/KC	5,772
Ben Roethlisberger	Pittsburgh	5,256
John Elway	Denver	4,964

NFL ALL-TIME LEADERS: POSTSEASON COMPLETIONS

Player	Team(s)	Completions
Tom Brady	New England	920
Peyton Manning	IND/DEN.	649
Brett Favre	GB/MIN.	481
Joe Montana	SF/KC.	460

NFL ALL-TIME LEADERS: POSTSEASON COMP. PCT., SINGLE GAME

Player	Team	Game	Comp PCT.
Tom Brady	NE	AFC-D: NE vs. JAX (1/12/08)	92.9 (26-28)
Phil Simms	NYG	SB: NYG vs. DEN, (1/26/87)	88.0 (22-25)
Kurt Warner	ARI	NFC-WC: ARI vs. (2/1/09)	87.9 (29-33)

MOST 300-YARD PASSING GAMES, POSTSEASON HISTORY

Player	Team(s)	300-Yard Games
Tom Brady	New England	14
Peyton Manning	IND/DEN	9
Drew Brees	SD/NO	7
Aaron Rodgers	Green Bay	6
Joe Montana	SF/KC	6
Kurt Warner	STL/ARZ	6
Dan Fouts	San Diego	5
Ben Roethlisberger	Pittsburgh	5

NFL ALL-TIME LEADERS: POSTSEASON TD PASSES, CONSECUTIVE GAMES

Player	Team(s)	Games
Brett Favre	GB/MIN.	20 (1995-2009)
Tom Brady	New England	18 (2001-2011)
Dan Marino	Miami	13 (1983-1995)

BRADY IN POSTSEASON

With the win in Super Bowl LI and another MVP award, Brady has the most Super Bowl wins by a quarterback and the most Super Bowl MVP Awards.

QBS WITH 3 OR MORE SUPER BOWL VICTORIES

Player	Team	Wins
Tom Brady	New England	5
Terry Bradshaw	Pittsburgh	4
Joe Montana	San Francisco	4
Troy Aikman	Dallas	3

PLAYERS WITH MULTIPLE SUPER BOWL MVP AWARDS

Player	Team	MVPs
Tom Brady	New England	4
Joe Montana	San Francisco	3
Terry Bradshaw	Pittsburgh	2
Bart Starr	Green Bay	2
Eli Manning	N.Y. Giants	2

BRADY HAS MOST PLAYOFF WINS

Tom Brady is the winningest quarterback in NFL playoff history among signal callers who have made at least 10 starts.

MOST PLAYOFF WINS BY STARTING QB IN NFL HISTORY

Player	Team(s)	Playoff Wins
Tom Brady	New England	27
Joe Montana	SF/KC.	16
Terry Bradshaw	Pittsburgh	14
John Elway	Denver	14
Peyton Manning	IND/DEN.	14
Brett Favre	Green Bay	13
Ben Roethlisberger	Pittsburgh	13
Troy Aikman	Dallas	11
Roger Staubach	Dallas	11

HIGHEST PLAYOFF WIN PCT. BY STARTING QB IN NFL HISTORY

(Minimum 10 Starts)

Player	Team(s)	W	L	PCT.
Bart Starr	Green Bay	9	1	.900
Jim Plunkett	OAK/L.A. Raiders	8	2	.800
Terry Bradshaw	Pittsburgh	14	5	.737
Troy Aikman	Dallas	11	4	.733
Tom Brady	New England	27	10	.730
Joe Montana	SF/KC.	16	7	.696
Kurt Warner	STL/ARZ	9	4	.692
Russell Wilson	Seattle	8	4	.667
John Elway	Denver	14	7	.667
Joe Flacco	Baltimore	10	5	.667
Eli Manning	NY Giants	8	4	.667

MOST PLAYOFF STARTS BY A QUARTERBACK

Player	Team(s)	Starts
Tom Brady	New England	37
Peyton Manning	IND/DEN.	27
Brett Favre	GB/MIN.	24
Joe Montana	SF/KC.	23
John Elway	Denver	21
Ben Roethlisberger	Pittsburgh	21

BRADY IN THE SUPER BOWL

Brady is the all-time leader in Super Bowl passing yards (2,576), completions (235), pass attempts (357) and touchdowns (18). Brady's start in Super Bowl LI was his NFL record eighth Super Bowl start, the most among all NFL players.

SUPER BOWL PASSING YARDS

Player	ATT	CMP	Yards
Tom Brady	357	235	2,576
Kurt Warner	132	83	1,156
Joe Montana	122	83	1,142
John Elway	152	76	1,128
Peyton Manning	155	103	1,001
Terry Bradshaw	84	49	932

SUPER BOWL PASSING TOUCHDOWNS

Player	Appearances	TDs
Tom Brady	8	18
Joe Montana	4	11
Terry Bradshaw	4	9
Roger Staubach	4	8
Kurt Warner	3	6
Steve Young	2	6

SUPER BOWL STARTS BY A QUARTERBACK

Starting QB	Team(s)	Starts	Appearances
Tom Brady	NE	8	XXXVI, XXXVIII, XXXIX, XLII, XLVI, XLIX, LI, LII
John Elway	DEN	5	XXI, XXII, XXIV, XXXII, XXXIII
Terry Bradshaw	PIT	4	IX, X, XIII, XIV
Jim Kelly	BUF	4	XXV, XXVI, XXVII, XXVIII
Peyton Manning	IND/DEN	4	XLI, XLIV, XLVIII, 50
Joe Montana	SF	4	XVI, XIX, XXIII, XXIV
Roger Staubach	DAL	4	VI, X, XII, XIII



TOM BRADY

PLAYOFF NOTES

EIGHT CONFERENCE TITLES ARE THE MOST OF ANY STARTING QB IN SUPER BOWL ERA

The 2017 AFC Championship was Tom Brady's eighth conference title, the most conference titles in NFL history during the Super Bowl Era (Since 1966).

MOST CONFERENCE CHAMPIONSHIPS AS A STARTING QUARTERBACK IN SUPER BOWL ERA

Starting QB	Team(s)	#	Seasons	Super Bowl Appearances
Tom Brady	New England	8	2001, 2003, 2004, 2007, 2011, 2014, 2016, 2017	XXXVI, XXXVIII, XXXIX, XLII, XLVI, XLIX, LI, LII
John Elway	Denver	5	1986, 1987, 1989, 1997, 1998	XXI, XXII, XXIV, XXXII, XXXIII
Terry Bradshaw	Pittsburgh	4	1974, 1975, 1978, 1979	IX, X, XIII, XIV
Jim Kelly	Buffalo	4	1990, 1991, 1992, 1993	XXV, XXVI, XXVII, XXVIII
Joe Montana	San Francisco	4	1981, 1984, 1988, 1989	XVI, XIX, XXIII, XXIV
Roger Staubach	Dallas	4	1971, 1975, 1977, 1978	VI, X, XII, XIII
Peyton Manning	IND/DEN	4	2006, 2009, 2013, 2015	XL, XLIV, XLVIII, 50
Troy Aikman	Dallas	3	1992, 1993, 1995	XXXVII, XXXVIII, XXX
Bob Griese	Miami	3	1971, 1972, 1973	VI, VII, VIII
Ben Roethlisberger	Pittsburgh	3	2005, 2008, 2010	XL, XLIII, XLV
Fran Tarkenton	Minnesota	3	1973, 1974, 1976	VII, IX, XI
Kurt Warner	STL/ARZ	3	1999, 2001, 2008	XXXIV, XXXVI, XLIII

SUPER COMBINATION

New England head coach Bill Belichick and quarterback Tom Brady won their eighth conference championship together in 2017. Three other coach/quarterback duos have qualified for four Super Bowls - Dallas' Tom Landry and Roger Staubach; Buffalo's Marv Levy and Jim Kelly; and Pittsburgh's Chuck Noll and Terry Bradshaw.

MOST CONFERENCE CHAMPIONSHIPS BY A HEAD COACH-QUARTERBACK TANDEM

Quarterback	Head Coach	Team	Conference Titles	Super Bowl Wins
Tom Brady	Bill Belichick	New England	8	5
Terry Bradshaw	Chuck Noll	Pittsburgh	4	4
Roger Staubach	Tom Landry	Dallas	4	2
Jim Kelly	Marv Levy	Buffalo	4	0

DIVISION TITLES

15

Tom Brady added to his NFL record with his 15th division championship in 2017. Peyton Manning has the second-most with 12 division titles.

Quarterback	Division Titles
Tom Brady	15
Peyton Manning	12
Joe Montana	9
Brett Favre	8
Terry Bradshaw	7
John Elway	7

MOST CONSECUTIVE DIVISION TITLES

Tom Brady extended an NFL record by leading the Patriots to their ninth straight division title in 2017.

MOST CONSECUTIVE DIVISION TITLES

Player	Team	Cons. Division Titles
Tom Brady	New England	9 (2009-17)
Terry Bradshaw	Pittsburgh	6 (1974-79)
Fran Tarkenton	Minnesota	6 (1973-78)

CONSECUTIVE COMPLETIONS IN SB HISTORY

In Super Bowl XLVI, Brady completed a record 16 straight passes to set a new Super Bowl record. The previous record was held by Joe Montana, who had 13 straight completions in Super Bowl XXIV.

RECORD 12TH CONFERENCE CHAMPIONSHIP

Tom Brady extended his NFL-record to 12 conference championship game in 2017. Gene Upshaw and George Blanda are second after playing in 10 conference championship games.

BRADY POSTSEASON GAMES

Tom Brady has competed in 37 postseason games, most in NFL history.

MOST POSTSEASON GAMES IN NFL HISTORY

Player	Team(s)	Postseason Games
Tom Brady	New England	37
Adam Vinatieri	NE/IND	30
Jerry Rice	SF/OAK/SEA	29
D.D. Lewis	Dallas	27
Peyton Manning	IND/DEN	27

GOOD THINGS COME IN THREES

Tom Brady threw three TD passes in Super Bowl LII vs. Philadelphia. Brady now has 11 career playoff games with three or more touchdowns, passing Joe Montana for the most in the Super Bowl era. New England is 10-1 in those games.

MOST 3-TOUCHDOWN PASS PLAYOFF GAMES

Player	3-TD Playoff Games
Tom Brady	11
Joe Montana	9
Aaron Rodgers	7
Peyton Manning	6
Brett Favre	6



PATRIOTS OFFENSIVE NOTES

C DAVID ANDREWS

FOOTBALL FAMILY

David Andrews is the nephew of long-time NFL head coach and player Dan Reeves. Andrews said the bond between the two is still strong and he still seeks Reeves' advice.

"Not many people in my family know what it's like to play in the NFL," he told the *Boston Globe*. "So he's kind of the only one I can bounce things off or someone who might understand what it's like, so it's definitely cool."

RB REX BURKHEAD


A SELFLESS CAUSE

As a junior at the University of Nebraska, Rex formed a close bond with a 5-year old fan of his, Jack Hoffman, who had been diagnosed with brain cancer. During that 2011 season, Rex wore a wristband with the phrase "Team Jack - Pray" which helped bring pediatric brain cancer into the national spotlight. Burkhead hosted Hoffman for a lunch, provided a personal tour of Memorial Stadium and has since joined the board of directors of the "Team Jack Foundation," which has raised more than \$4 million dollars to fight pediatric brain cancer since 2013. Rex recently hosted a fund raiser this past offseason at his high school alma mater that raised roughly \$45,000. In 2013, Jack Hoffman's touchdown run during Nebraska's spring football scrimmage went viral and earned him an ESPY award.

WR JULIAN EDELMAN

WHAT TO LOOK FOR IN 2018

- ★ Enters 2018 in seventh place all-time on the Patriots career receptions list with 425. He needs seven receptions to pass Kevin Faulk for sixth place.
- ★ Needs 40 receiving yards to pass Gino Cappelletti for ninth all-time on the Patriots' career receiving yards list.
- ★ With one 100-yard receiving performance in 2018, he will become the eighth player in team history with at least 10 100-yards receiving game.
- ★ Enters 2018 third in NFL history with 89 postseason receptions, behind Jerry Rice (151) and Reggie Wayne (93) and needs five postseason receptions to move past Wayne into second place all-time.
- ★ Is one of 14 NFL players with at least 1,000 postseason receiving yards and his 1,024 postseason receiving yards are ranked 13th in NFL history. He needs 39 postseason yards to move into the top 10.
- ★ Enters the 2018 season tied with Deion Branch and Rob Gronkowski for first in Patriots history with four postseason 100-yard games.



VERY RECEPTIVE

Julian Edelman has averaged 6.5 receptions per game over the last five seasons, third-highest average in the NFL over that span

Player	Team(s)	Receptions Per Game
Antonio Brown	Pittsburgh	7.6
Julio Jones	Atlanta	6.8
Julian Edelman	New England	6.5
Jarvis Landry	Miami/Cleveland	6.3

RECORD RETURNER

Edelman set a franchise record with his fourth career punt return for a touchdown when he returned a punt 84 yards for a touchdown vs. Denver on Nov. 2, 2014. He set a franchise record with a 94-yard punt returned for a touchdown vs. Miami (1/2/11). The previous longest punt return was an 89-yard touchdown return by Mike Haynes vs. Buffalo (11/7/76). Edelman also returned punts for touchdowns vs. Kansas City (11/21/11 - 72 yards) and vs. Indianapolis (11/18/12 - 68 yards). Edelman is now tied for fourth-most punt return touchdowns in the NFL since 2010.

MOST PUNT RETURN TOUCHDOWNS/PATRIOTS CAREER

Player	Punt Return TDs
Julian Edelman	4
Troy Brown	3
Irving Fryar	3
Mike Haynes	2

MOST PUNT RETURN TOUCHDOWNS IN THE NFL SINCE 2010

Player	Team(s)	Punt Return TDs
Devin Hester	CHI/ATL/BAL	7
Marcus Sherels	Minnesota	5
Darren Sproles	SD/NO/PHI	5
Julian Edelman	New England	4
Travis Benjamin	CLE/SD/LAC	4
Antonio Brown	Pittsburgh	4
Patrick Peterson	Arizona	4

NOT YOUR AVERAGE RETURNER

Edelman has returned 157 punts for 1,832 yards during his career and is second in team history and tied for eighth in NFL history with a 11.7 average.

HIGHEST PUNT RETURN AVERAGE, PATRIOTS CAREER (Minimum 20 Returns)

Player	Years	Returns	Yards	Average
Mack Herron	1973-75	74	888	12.0
Julian Edelman	2009-present	156	1,832	11.7
Carl Garrett	1969-72	43	487	11.3
Wes Welker	2007-12	114	1,185	10.4

HIGHEST PUNT RETURN AVERAGE IN NFL HISTORY (75 Returns)

Player	Team(s)	Years	Returns	Yards	Avg.
George McAfee	Chicago	1940-41, 45-50	112	1,431	12.8
Jack Christiansen	Detroit	1951-58	85	1,084	12.8
Claude Gibson	SD/OAK	1961-65	110	1,381	12.6
Bill Dudley	PIT/DEN/WAS	1942-53	124	1,515	12.2
Rick Upchurch	Denver	1975-83	248	3,008	12.1
Desmond Howard	WAS/JAX/GB/OAK/DET	1992-2002	157	1,832	11.7
Billy Johnson	HOU/ATL/WAS	1974-88	282	3,317	11.8
Julian Edelman	New England	2009-present	157	1,832	11.7
Devin Hester	CHI/ATL/BAL	2006-16	315	3,695	11.7
Mack Herron	NE/ATL	1973-75	84	982	11.7



PATRIOTS OFFENSIVE NOTES

EDELMAN'S BIG RETURN

Edelman owns 13 career punt returns of 30 yards or more.

MOST 30-YARD PUNT RETURNS IN PATRIOTS HISTORY

Player	30-yard returns
Troy Brown	14
Julian Edelman	13
Irving Fryar	13
Mike Haynes	13

BEST PUNT RETURN AVERAGE IN A SEASON

Edelman has the two best punt return averages in a single season in New England history. In 2010, Edelman led the AFC and finished second in the NFL with a 15.3 punt return average. Chicago's Devin Hester led the NFL with a 17.1-yard average.

PATRIOTS BEST PUNT RETURN AVERAGE/SEASON (Minimum 15 Returns)

Player	Year	PR Avg.
Julian Edelman	2012	15.5
Julian Edelman	2010	15.3
Mack Herron	1974	14.8
Troy Brown	2001	14.2

RETURNS PILING UP

Edelman is third in team history with 157 punt returns and 1,832 return yards.

MOST PUNT RETURNS IN PATRIOTS HISTORY

Player	Punt Returns
Troy Brown	252
Irving Fryar	206
Julian Edelman	157
David Meggett	142
Wes Welker	114
Mike Haynes	111

MOST PUNT RETURN YARDS IN PATRIOTS HISTORY

Player	Punt Return Yards
Troy Brown	2,625
Irving Fryar	2,055
Julian Edelman	1,832
David Meggett	1,438
Wes Welker	1,185

TWO 1,000-YARD SEASONS

Edelman had his second career 1,000-yard receiving season in 2016 after setting a single-season best with 1,106 yards in 2016. He joins Wes Welker (5), Rob Gronkowski (3), Randy Moss (3), Stanley Morgan (3) and Terry Glenn (2) as the only Patriots players with at least two 1,000-yard seasons. Edelman had 1,056 yards receiving in 2013.

MOST 1,000 YARD SEASON/PATRIOTS HISTORY

Player	1,000-Yard Seasons
Wes Welker	5
Rob Gronkowski	4
Stanley Morgan	3
Randy Moss	3
Julian Edelman	2
Terry Glenn	2

EDELMAN ECLIPSES 1,000 YARDS

Edelman finished the 2016 season with 1,106 receiving yards. He became the 10th Patriots player to register a 1,000-yard season in 2013.

1,000-YARD RECEIVING SEASONS IN PATRIOTS HISTORY

Player	Season	Yards
Wes Welker	2011	1,569
Randy Moss	2007	1,493
Stanley Morgan	1985	1,491
Wes Welker	2012	1,354
Wes Welker	2009	1,348
Rob Gronkowski	2011	1,327
Randy Moss	2009	1,264
Troy Brown	2001	1,199
Rob Gronkowski	2015	1,176
Wes Welker	2007	1,175
Ben Coates	1994	1,174
Wes Welker	2008	1,165
Terry Glenn	1999	1,147
Terry Glenn	1996	1,132
Rob Gronkowski	2014	1,124
Julian Edelman	2016	1,106
Rob Gronkowski	2017	1,084
Brandin Cooks	2017	1,082
Julian Edelman	2013	1,056
Stanley Morgan	1981	1,029
Irving Fryar	1991	1,014
Harold Jackson	1979	1,013
Randy Moss	2008	1,008
Stanley Morgan	1979	1,002

INCHING CLOSER TO THE TOP

Edelman had 21 receptions in the 2016 postseason to move to third all-time in NFL postseason receptions with 89. He is the Patriots all-time leader with 89 receptions and 1,024 receiving yards. He is ranked 13th all-time in postseason receiving yards and is one of 14 players with at least 1,000 postseason receiving yards.

MOST POSTSEASON RECEPTIONS

Player	Receptions
Jerry Rice	151
Reggie Wayne	93
Julian Edelman	89
Hines Ward	88
Wes Welker	88
Michael Irvin	87
Andre Reed	85
Thurman Thomas	76

MOST POSTSEASON RECEPTIONS IN PATRIOTS HISTORY

Player	Receptions
Julian Edelman	89
Wes Welker	69
Rob Gronkowski	68
Troy Brown	58
Danny Amendola	57

MOST POSTSEASON RECEIVING YARDS IN PATRIOTS HISTORY

Player	Receiving Yards
Julian Edelman	1,024
Rob Gronkowski	972
Deion Branch	852
Danny Amendola	709
Troy Brown	694



PATRIOTS OFFENSIVE NOTES

EDELMAN IN A RUSH

Edelman has 39 rushing attempts for 257 yards, the most rushing attempts and rushing yards by a Patriots wide receiver.

MOST RUSHING ATTEMPTS BY A PATRIOTS WIDE RECEIVER

Player	Rushes
Julian Edelman	39
Irving Fryar	35
Troy Brown	29
Darryl Stingley	28
Stanley Morgan	21

MOST RUSHING YARDS BY A PATRIOTS WIDE RECEIVER

Player	Rushing Yards
Julian Edelman	257
Darryl Stingley	244
Irving Fryar	188
Troy Brown	178

ANOTHER TEAM RECORD

Edelman had a 47-yard run in the fourth quarter vs. Indianapolis (11/18/12). It is the longest run ever by a Patriots receiver, topping Troy Brown's 35-yard run vs. Tampa Bay on (9/3/00).

FROM STANDOUT QB TO WR

Edelman began his college football career with a year at the College of San Mateo (Calif.) before transferring to Kent State, where as a senior, he completed 56 percent of his passes (153-of-275 for 1,820 yards) with 13 touchdowns. He was also the leading rusher, gaining 1,551 yards on 215 attempts (an average of 7.5 yards per carry) and scoring 13 touchdowns. His offensive numbers broke Kent State's single-season record for total offense set by Joshua Cribbs in 2003. Said head coach Bill Belichick on the versatility of Edelman: "He played the quarterback position in college at Kent State and all the positions really that he's played in the NFL – covering kicks, returning kicks, slot receiver, outside receiver, slot defender – he didn't do any of those things in college. I think that really speaks to his versatility and how much he's grown as a player and how many things he's learned how to do that he really didn't have much experience with in college. I'd say that's pretty unusual, especially to be as competent in them as he is."

FATHERLY ADVICE

If there is one thing Julian Edelman has never lacked, it's athletic ability. A dual-threat quarterback at Kent State and former baseball standout in high school, Edelman once wowed Toronto Blue Jays players with his impressive footwork while fielding ground balls in an appearance at batting practice in 2011.

This natural ability may have been overlooked by NFL scouts, who let him fall to the Patriots in the seventh round of the 2009 NFL Draft. Edelman remains focused on the lessons his father, Frank Edelman, taught him at a young age. "I'm still constantly trying to learn," Edelman told *The Boston Herald*. "My dad always put it in my head, when you're green, you're growing, when you're ripe, you're lost. When you're done learning, you're done."

TE ROB GRONKOWSKI

WHAT TO LOOK FOR IN 2018



- ★ Gronkowski (4) needs one more 1,000-yard season to move past Tony Gonzalez and Jason Witten for the most 1,000-yard seasons by an NFL tight end with five.
- ★ Gronkowski has led all tight ends in receiving yards four times in his career (2011, 2014, 2015 and 2017). If he leads his position again in 2018, he will tie Shannon Sharpe for second most all-time with five behind Tony Gonzalez (7).
- ★ Gronkowski has an NFL-leading five seasons with 10 or more touchdowns by a tight end and can add to his record in 2018.
- ★ Gronkowski has 26 career 100-yard games, second in NFL history among tight ends behind Tony Gonzalez (31). His 26 100-yard games are third in Patriots history, behind the 38 by Stanley Morgan and the 28 by Wes Welker.
- ★ Gronkowski and Tom Brady have connected on 75 touchdown passes, second among all quarterback and tight end combinations to the 87 by Philip Rivers and Antonio Gates. The Brady to Gronkowski connection is fifth all-time between pass-catchers and quarterbacks.
- ★ Brady and Gronkowski have teamed up for 7,104 receiving yards, a QB to TE total that is third-most in NFL history behind Philip Rivers/Antonio Gates (8,938) and Tony Romo/Jason Witten (7,287).
- ★ Gronkowski enters the 2018 season with 7,179 receiving yards, ninth all-time among NFL tight ends, and needs 802 yards to move into the top five among all tight ends in NFL history.
- ★ Gronkowski enters the 2018 season with 7,179 receiving yards and needs 281 yards to move past Wes Welker (7,459) into second place all-time on the Patriots receiving yards list, behind Stanley Morgan (10,352).
- ★ Gronkowski enters the 2018 season with 474 receptions, 21st in NFL history among tight ends. He needs 26 receptions to become the 14th NFL tight end to reach 500 receptions.
- ★ Gronkowski enters the 2018 season with 474 receptions, fifth in team history and the second-most among New England tight ends, behind the 490 by Ben Coates. He needs 17 receptions to move past Coates.
- ★ Gronkowski enters the 2018 season third all-time among NFL tight ends with 76 receiving touchdowns, behind Antonio Gates (114) and Tony Gonzalez (111).
- ★ Gronkowski has 16 career multi-TD games, third most all-time for a tight end behind Antonio Gates (21) and Tony Gonzalez (18).
- ★ Gronkowski leads all NFL players with 76 touchdown receptions since 2010, ahead of Dez Bryant (73) and Jimmy Graham (69).
- ★ Gronkowski enters the 2018 season first among all NFL tight ends with 12 postseason touchdowns. His 12 postseason touchdowns are tied with John Stallworth for second all-time for most touchdown receptions in the postseason to the 22 by Jerry Rice.
- ★ Gronkowski has four postseason 100-yard games and needs one more to move past Vernon Davis and Keith Jackson for the most 100-yard games by a tight end in postseason history with five.
- ★ Gronkowski (4) needs one more 100-yard game in the postseason to move past Deion Branch and Julian Edelman for the most in New England postseason history with five.



PATRIOTS OFFENSIVE NOTES

RECEIVING YARDS RECORD

Gronkowski finished the 2011 season with 1,327 receiving yards, surpassing San Diego's Kellen Winslow's 1980 record of 1,290 receiving yards for most receiving yards in a season by a tight end. Gronkowski (1,176) reached 1,000 yards for the third time in 2015 and had 11 touchdowns in 2015 for his fifth season with 10 or more touchdowns. His 1,176 yards led all tight ends in 2015 and is 10th all-time for a tight end in NFL history. He enters 2018 first among all tight ends with 1,084 yards.

MOST RECEIVING YARDS BY TIGHT END IN A SINGLE SEASON IN NFL HISTORY

Player	Team	Year	Yards
Rob Gronkowski	New England	2011	1,327
Jimmy Graham	New Orleans	2011	1,310
Kellen Winslow	San Diego	1980	1,290
Tony Gonzalez	Kansas City	2004	1,258
Todd Christensen	L.A. Rams	1983	1,247
Jimmy Graham	New Orleans	2013	1,215
Jackie Smith	St. Louis Cardinals	1967	1,205
Tony Gonzalez	Kansas City	2000	1,203
Pete Retzlaff	Philadelphia	1965	1,190
Rob Gronkowski	New England	2015	1,176

MOST RECEIVING YARDS BY A PATRIOTS TIGHT END

Player	Year	Yards
Rob Gronkowski	2011	1,327
Rob Gronkowski	2015	1,176
Ben Coates	1994	1,174
Rob Gronkowski	2015	1,158
Rob Gronkowski	2014	1,124
Rob Gronkowski	2017	1,084
Ben Coates	1995	915
Aaron Hernandez	2011	910
Marv Cook	1991	808
Don Hasselbeck	1981	808

MOST RECEPTIONS BY A PATRIOTS TIGHT END

Player	Year	Receptions
Ben Coates	1994	96
Rob Gronkowski	2011	90
Ben Coates	1995	84
Rob Gronkowski	2014	82
Marv Cook	1991	82

GRONK LEADS TIGHT ENDS

Gronkowski finished first among all tight ends with 1,084 receiving yards in 2017. It is the fourth time that he has led all tight ends in receiving yards. He led with 1,327 yards in 2011, 1,124 yards in 2014 and 1,176 yards in 2015. Only two tight ends have led in receiving yards at the position more than four times – Tony Gonzalez (7) and Shannon Sharpe (5).

GRONKOWSKI JOINS ELITE CLUB

Gronkowski eclipsed 1,000 yards receiving and 10+ touchdowns for the third time in his career in 2015 and is the only tight end in NFL history with three 1,000-yard and double-digit TD seasons. He had 1,084 yards and eight touchdowns in 2017.

TIGHT ENDS WITH TWO 1,000-YARD RECEIVING & 10+TD SEASONS

Player	Team	Season	Rec.	Yards	Touchdowns
Rob Gronkowski	New England	2011	90	1,327	17
Jimmy Graham	New Orleans	2011	11	1,310	11
Jimmy Graham	New Orleans	2013	16	1,215	16
Rob Gronkowski	New England	2015	11	1,176	11
Rob Gronkowski	New England	2014	12	1,124	12

SPECIAL CONNECTION

Since Rob Gronkowski entered the NFL in 2010, he and Tom Brady have connected on 75 touchdown passes, the most among any NFL duo.

MOST TOUCHDOWN CONNECTIONS SINCE 2010

Player Combination	TD Connections
Tom Brady and Rob Gronkowski	75
Aaron Rodgers and Jordy Nelson	61
Philip Rivers and Antonio Gates	55

MULTI-SCORE GAMES

Gronkowski has had two or more touchdowns in a game 16 times. Gronkowski passed Randy Moss (15) for the franchise record for most games with at least two touchdowns after he scored two touchdowns vs. Miami on Nov. 26, 2017.

PATRIOTS RECORD FOR MOST GAMES WITH MULTIPLE TDs

Player	Multi-TD Games
Rob Gronkowski	16
Randy Moss	15
Corey Dillon	13
Stanley Morgan	11

MOST GAMES WITH MULTIPLE TOUCHDOWNS BY AN NFL TIGHT END

Player	Multi-TD Games
Antonio Gates	21
Tony Gonzalez	18
Rob Gronkowski	16
Jimmy Graham	15

DOUBLE-DIGIT TDs

Gronkowski became the first tight end in NFL history to have five seasons with 10 or more touchdowns. Gronkowski finished the 2017 season with 8 TDs.

NFL TIGHT ENDS WITH MOST 10-PLUS TOUCHDOWN SEASONS

Player	Team[s]	10+ TD Seasons	Years (TDs)
Rob Gronkowski	NE	5	2010 (10), 2011 (18), 2012 (11), 2014 (11), 2015 (11)
Antonio Gates	SD	4	2004 (13), 2005 (10), 2010 (10), 2014 (12)
Jimmy Graham	NO/SEA	4	2011 (11), 2013 (16), 2014 (10), 2017 (10)
Tony Gonzalez	KC	3	1999 (11), 2003 (10), 2008 (10)
Dallas Clark	IND	2	2007 (11), 2009 (10)
Vernon Davis	SF	2	2009 (13), 2013 (13)
Shannon Sharpe	DEN	2	1996 (10), 1998 (10)
Wesley Walls	CAR	2	1996 (10), 1999 (12)
Julius Thomas	DEN	2	2013 (12), 2014 (12)

MOST 10-PLUS TOUCHDOWN SEASONS IN PATRIOTS HISTORY

Player	10+ TD Seasons	Years
Rob Gronkowski	5	2010-12, 2014-15
Randy Moss	3	2007-09
Corey Dillon	3	2004-06
B. Green-Ellis	3	2010-11
Curtis Martin	2	1995-96
Stanley Morgan	2	1979, 1986

TIGHT END TD RECORD

Gronkowski set an NFL record for most touchdowns by a tight end with 18 overall touchdowns in 2011 (17 receiving and 1 rushing).

MOST TOTAL TDs BY A TIGHT END IN A SINGLE NFL SEASON

Player	Team	Year	TDs
Rob Gronkowski	New England	2011	18 (17 rec., 1 rush)
Jimmy Graham	New Orleans	2013	16(16 rec.)
Tyler Eifert	Cincinnati	2015	13(13 rec.)
Vernon Davis	San Francisco	2013	13(13 rec.)
Vernon Davis	San Francisco	2009	13 (13 rec.)
Antonio Gates	San Diego	2004	13 (13 rec.)



PATRIOTS OFFENSIVE NOTES

1,000-YARD SEASONS

Gronkowski (1,084) reached 1,000 yards in 2017 for the fourth time in his career and joins Tony Gonzalez and Jason Witten as the only tight ends in NFL history with four 1,000-yard seasons.

NFL TIGHT ENDS WITH AT LEAST FOUR 1,000-YARD SEASONS

Player	Team	1,000-Yd Seasons	Years
Rob Gronkowski	New England	4	2011, 14-15, 17
Tony Gonzalez	Kansas City	4	2000, 04, 07-08
Jason Witten	Dallas	4	2007, 09-10, 12

SPECIAL CONNECTION I

Gronkowski and Tom Brady have connected for 7,104 yards, the third-most between a quarterback and a tight end in NFL history.

MOST RECEIVING YARDS BETWEEN A QB AND TE IN NFL HISTORY

Quarterback	Tight End	Team	Rec. Yds.
Philip Rivers	Antonio Gates	SD/LAC	8,938
Tony Romo	Jason Witten	Dallas	7,287
Tom Brady	Rob Gronkowski	New England	7,104

GRONK LEADS THE WAY

Gronkowski has the most receiving yards and the fourth-most receptions among tight ends since entering the NFL in 2010. Gronkowski's 7,719 receiving yards are ninth all-time among NFL tight ends. His 474 receptions are ranked 21st among NFL tight ends.

MOST RECEIVING YARDS BY TIGHT ENDS SINCE 2010

Player	Team(s)	Games Played	Rec. Yards
Rob Gronkowski	New England	102	7,179
Jimmy Graham	NO/SEA/GB	121	6,800
Jason Witten	Dallas	128	6,483
Greg Olsen	CHI/CAR	119	5,979
Antonio Gates	SD/LAC	111	5,285

MOST RECEPTIONS BY TIGHT ENDS SINCE 2010

Player	Team(s)	Games Played	Receptions
Jason Witten	Dallas	128	629
Jimmy Graham	NO/SEA/GB	121	556
Greg Olsen	CHI/CAR	119	486
Rob Gronkowski	New England	102	474
Antonio Gates	SD/LAC	111	448

MOST RECEIVING YARDS BY NFL TIGHT ENDS ALL-TIME

Player	Team(s)	Receiving Yards
Tony Gonzalez	KC/ATL	15,127
Jason Witten	Dallas	12,448
Antonio Gates	SD/LAC	11,508
Shannon Sharpe	DEN/BAL	10,060
Ozzie Newsome	Cleveland	7,980
Jackie Smith	STL/DAL	7,918
Greg Olsen	CHI/CAR	7,556
Pete Retzlaff	Philadelphia	7,412
Rob Gronkowski	New England	7,179
Vernon Davis	SF/WAS	7,072

TE TD CLUB

Gronkowski now has 76 career touchdown receptions, third all-time by a tight end.

MOST TOUCHDOWN RECEPTIONS BY AN NFL TIGHT END

Player	Team(s)	Total Career TDs
Antonio Gates	SD/LAC	114
Tony Gonzalez	KC/ATL	111
Rob Gronkowski	New England	76
Jimmy Graham	NO/SEA/GB	69
Jason Witten	Dallas	68

SPECIAL CONNECTION II

Gronkowski has 7,104 receiving yards from Tom Brady and moved past Wes Welker for the most receiving yards from Brady.

MOST RECEIVING YARDS FROM TOM BRADY

Player	Receiving Yards
Rob Gronkowski	7,104
Wes Welker	6,300
Julian Edelman	4,264

BRADY TO GRONK ON REPEAT

THE MOST TD CONNECTIONS BETWEEN A QB AND A TE IN NFL HISTORY

Quarterback	Tight End	Team	TD Connections
Philip Rivers	Antonio Gates	SD/LAC	87
Tom Brady	Rob Gronkowski	New England	75
Drew Brees	Jimmy Graham	New Orleans	51
Drew Bledsoe	Ben Coates	New England	45
Peyton Manning	Dallas Clark	Indianapolis	44
Sonny Jurgensen	Jerry Smith	Washington	43
Dan Fouts	Kellen Winslow	San Diego	41
John Elway	Shannon Sharpe	Denver	41
Ben Roethlisberger	Heath Miller	Pittsburgh	41

MOST TOUCHDOWN CONNECTIONS IN NFL HISTORY

Quarterback	Receiver	Team	TD Connections
Peyton Manning	Marvin Harrison	Indianapolis	112
Philip Rivers	Antonio Gates	SD/LAC	87
Steve Young	Jerry Rice	San Francisco	85
Dan Marino	Mark Clayton	Miami	79
Tom Brady	Rob Gronkowski	New England	75
Drew Brees	Marques Colston	New Orleans	72
Peyton Manning	Reggie Wayne	Indianapolis	67
Jim Kelly	Andre Reed	Buffalo	65
Aaron Rodgers	Jordy Nelson	Green Bay	65

DOUBLE-DIGIT TD SEASONS

Gronkowski is the first tight end in NFL history to have three straight 10-plus touchdown seasons.

CONSECUTIVE 10-PLUS TD SEASON BY A TE/NFL HISTORY

Player	Team	Consec 10+ TD Seasons	Years (TDs)
Rob Gronkowski	New England	3	2010 (10), 2011 (18), 2012 (11)
Antonio Gates	San Diego	2	2004 (13), 2005 (10)

THREE STRAIGHT 10-TD SEASONS

Gronkowski had three straight 10-touchdown seasons (10 in 2010, 18 in 2011 and 11 in 2012). Gronkowski joins Randy Moss (2007, 2008 and 2009) and Corey Dillon (2004, 2005, 2006) as the only Patriots with three straight 10-plus touchdown seasons. He is the first Patriot with five 10-plus touchdown seasons overall after reaching 11 touchdowns in 2015.

CONSECUTIVE 10-PLUS TD SEASONS IN PATRIOTS HISTORY

Player	Consec. 10+ TD Seasons	Years
Rob Gronkowski	3	2010-12
Randy Moss	3	2007-09
Corey Dillon	3	2004-06
BenJarvus Green-Ellis	2	2010-11
Curtis Martin	2	1995-96

MOST 10-PLUS TOUCHDOWN SEASONS IN PATRIOTS HISTORY

Player	10+ TD Seasons	Years
Rob Gronkowski	5	2010-12, 14-15
Randy Moss	3	2007-09
Corey Dillon	3	2004-06
BenJarvus Green-Ellis	2	2010-11
Curtis Martin	2	1995-96
Stanley Morgan	2	1979, 86



PATRIOTS OFFENSIVE NOTES

GRONK FASTEST TE TO 75 TD REC.

Gronkowski scored his 75th career touchdown reception on a 15-yard pass from QB Tom Brady vs. Miami (11/26/17) and became the fastest tight end to reach 75 career touchdown receptions, doing so in his 98th career game.

FEWEST GAMES TO REACH 75 TD RECEPTIONS AMONG ALL NFL TIGHT ENDS

Player	Team	Games to 75 TDs
Rob Gronkowski	New England	98
Antonio Gates	San Diego	129
Tony Gonzalez	Kansas City	189

FEWEST GAMES TO REACH 75 TD RECEPTIONS OVERALL

Player	Team	Games to 75 TDs
Jerry Rice	San Francisco	83
Lance Alworth	San Diego	89
Don Hutson	Green Bay	92
Randy Moss	Minnesota	95
Rob Gronkowski	New England	98

Gronkowski joined an elite group of players that reached 75 touchdown receptions in their first 100 games.

PLAYERS WITH 75 TOUCHDOWN RECEPTIONS IN FIRST 100 GAMES

Player	Receiving TDs Through 100 Games
Jerry Rice	87
Don Hutson	86
Randy Moss	84
Lance Alworth	78
Rob Gronkowski	75

GRONK GOES OVER 100 AGAIN

Gronkowski matched his personal best with five 100-yard games in 2015. He also had five in 2011. The NFL record for most 100-yard games in a season by a tight end is six by Tony Gonzalez (2004 and 2000) and Jimmy Graham (2013). The Patriots record for most 100-yard games in a season is nine by Randy Moss (2007) and Stanley Morgan (1986). Gronkowski had three 100-yard games in 2017.

MOST 100-YARD RECEIVING GAMES IN A SINGLE SEASON BY A TIGHT END

Player	Team	Season	100-Yard Games
Tony Gonzalez	Kansas City	2004	6
Tony Gonzalez	Kansas City	2000	6
Jimmy Graham	New Orleans	2013	6
Rob Gronkowski	New England	2015	5
Rob Gronkowski	New England	2011	5

MOST TD CATCHES BY A PATS TE

MOST TD CATCHES IN A SEASON BY A PATRIOTS TE

Player	Year	Rec	Yds	Avg	Lg	TD
Rob Gronkowski	2011	90	1,327	14.7	.52t	17
Rob Gronkowski	2014	82	1,124	13.7	.46t	12
Rob Gronkowski	2015	72	1,176	16.3	.76T	11
Rob Gronkowski	2012	55	790	14.4	.41	11
Rob Gronkowski	2010	42	546	13	.28	10
Ben Coates	1996	62	682	11	.84t	9

IN GOOD COMPANY

In 2011, Rob Gronkowski joined Dallas Clark, Jimmy Graham, Tony Gonzalez and Todd Christensen, as the only tight ends in NFL history with 90-plus receptions, 1,000-plus yards and 10-plus touchdown receptions in a single season.

TIGHT ENDS WITH 90-PLUS RECEPTIONS, 1,000-PLUS YARDS AND 10-PLUS TOUCHDOWNS IN A SEASON

Player	Team	Year	Rec.	Yards	TDs
Rob Gronkowski	New England	2011	90	1,327	17
Jimmy Graham	New Orleans	2011	99	1,310	11
Dallas Clark	Indianapolis	2009	100	1,106	10
Tony Gonzalez	Kansas City	2008	96	1,058	10
Todd Christensen	L.A. Rams	1983	92	1,247	12

GRONK NETS 26TH 100-YD GAME

Gronkowski finished with a career-best 168 yards at Pittsburgh on Dec. 17, 2017 for his 26th 100-yard receiving game, the second most by a tight end in NFL history to the 31 by Tony Gonzalez.

MOST 100-YARD RECEIVING GAMES IN PATRIOTS HISTORY

Player	100-Yard Games
Stanley Morgan	38
Wes Welker	28
Rob Gronkowski	26
Randy Moss	18

MOST 100-YARD GAMES BY A PATRIOTS TIGHT END

Player	100-Yard Games
Rob Gronkowski	26
Ben Coates	9

MOST 100-YARD GAMES BY A TIGHT END IN NFL HISTORY

Player	100-Yard Games
Tony Gonzalez	31
Rob Gronkowski	26
Kellen Winslow	24
Jackie Smith	22
Antonio Gates	21
Jason Witten	21
Shannon Sharpe	19

Gronkowski had 168 yards receiving in the win at Pittsburgh on Dec. 17, 2017 and now has seven career games with 140 or more yards, tied with Shannon Sharpe (7) for the most by a tight end in NFL history.

SECOND TO ONE

Gronkowski finished the 2011 season with 18 overall touchdowns (17 receiving, 1 rushing), passing Curtis Martin (17 overall in 1996) for the second highest single season total in Patriots history.

MOST TOUCHDOWNS IN A SEASON IN PATRIOTS HISTORY

Player	Year	TDs
Randy Moss	2007	23
Rob Gronkowski	2011	18
LeGarrette Blount	2016	18
Curtis Martin	1996	17

FINDING A WAY TO SCORE

Gronkowski has the second highest touchdown per reception percentage in NFL history among players with at least 200 receptions since the 1970 merger.

HIGHEST TOUCHDOWN PER RECEPTION RATE IN NFL HISTORY

Player	Team(s)	Rec	TD	Pct
Mike Quick	Philadelphia	363	61	16.8
Rob Gronkowski	New England	474	76	16.0
Wesley Walker	N.Y. Jets	438	71	16.2
Randy Moss	MIN, OAK, NE, TEN, SF	982	156	15.9

ALL-PURPOSE PLAYER

In 2011, Gronkowski became the second tight end in NFL history to rush for a touchdown, catch a touchdown, record a tackle and return a kickoff in the same season. Bo Scaife was the first to accomplish the feat in 2006 with Tennessee.

END ZONE DOUBLE DOWN

Gronkowski's seven games with two or more touchdowns in 2011 are an NFL record for a tight end. Antonio Gates (San Diego in 2004) and Jerry Smith (Washington in 1967) each had four two-touchdown games. Gronkowski has 15 such games in his NFL career.

MOST GAMES WITH 2+ TD RECEPTIONS IN A SINGLE SEASON

Player	Team	Year	Multi-TD Games
Randy Moss	New England	2007	8
Rob Gronkowski	New England	2011	7
Cris Carter	Minnesota	1995	7
Jerry Rice	San Francisco	1987	7



PATRIOTS OFFENSIVE NOTES

LEAGUE LEADER

76

Gronkowski's 76 touchdown receptions since the start of the 2010 season are the most in the NFL. His 77 overall touchdowns are tied with LeSean McCoy for the most during that time.

MOST TOUCHDOWN RECEPTIONS SINCE 2010

Player	Team(s)	Touchdowns
Rob Gronkowski	New England	76
Dez Bryant	Dallas	73
Jimmy Graham	NO/SEA/GB	69
Jordy Nelson	GB/OAK	65
Calvin Johnson	Detroit	62

MOST TOUCHDOWN RECEPTIONS BY A TIGHT END SINCE 2010

Player	Team(s)	Touchdowns
Rob Gronkowski	New England	76
Jimmy Graham	NO/SEA/GB	69
Antonio Gates	SD/LAC	55
Jason Witten	Dallas	41
Greg Olsen	CHI/CAR	38
Vernon Davis	SF/WAS	38
Kyle Rudolph	Minnesota	37
Julius Thomas	DEN/JAX/MIA	36

FOUR 3+ TD GAMES

With his three touchdowns against Pittsburgh (9/10/15), Gronkowski tied the Patriots record for most games with three or more touchdowns (4). His four three-touchdown performances are also most in the NFL since 2010.

MOST GAMES WITH THREE OR MORE TDs IN PATRIOTS HISTORY

Player	3+ TD Games
Rob Gronkowski	4
Randy Moss	4
LeGarrette Blount	2
Billy Lott	2
Curtis Martin	2
Larry Garron	2
Sam Cunningham	2

MOST THREE-TD GAMES SINCE 2010

Player	Team(s)	3+TD Games
Rob Gronkowski	New England	3
Doug Baldwin	Seattle	3
Odell Beckham Jr.	N.Y. Giants	2
Antonio Brown	Pittsburgh	2
Michael Crabtree	SF/OAK/BAL	2
Victor Cruz	N.Y. Giants	2
Vincent Jackson	SD/TB	2
Calvin Johnson	Detroit	2
Brandon Marshall	DEN/MIA/CHI/NYJ/NYG/SEA	2
Jordy Nelson	GB/OAK	2
Demaryius Thomas	Denver	2

RACKING UP THE YARDS

Gronkowski is one of three tight ends in NFL history to tally four career 100-yard receiving games in the postseason and is tied with Deion Branch and Julian Edelman for the most postseason 100-yard games.

MOST POSTSEASON 100-YARD GAMES BY A TIGHT END IN NFL HISTORY

Player	Team(s)	100-Yard Games
Rob Gronkowski	New England	4
Vernon Davis	San Francisco	4
Keith Jackson	PHI/GB	4
Dallas Clark	Indianapolis	3
Greg Olsen	CHI/CAR	3

MOST POSTSEASON 100-YARD GAMES IN PATRIOTS HISTORY

Player	100-Yard Games
Rob Gronkowski	4
Deion Branch	4
Julian Edelman	4
Wes Welker	3

TIGHT END TDs

Gronkowski raised his career playoff total to 12 touchdowns in 2017, adding to his Patriots' playoff record for most touchdowns and adding to his NFL playoff record for most touchdowns by a tight end. Gronkowski had three touchdowns in the 2017 postseason, including two in Super Bowl LII.

MOST POSTSEASON TOUCHDOWNS BY A TIGHT END

Player	Team(s)	TDs
Rob Gronkowski	New England	12
Dave Casper	Oakland	7
Vernon Davis	San Francisco	7
Keith Jackson	MIA/GB	6
Jay Novacek	Dallas	6

MOST POSTSEASON TOUCHDOWNS IN PATRIOTS HISTORY

Player	TDs
Rob Gronkowski	12
LeGarrette Blount	8
James White	8
David Givens	7
Tom Brady	6
Danny Amendola	6

POSTSEASON RECORDS

Gronkowski has 12 postseason touchdown receptions to tie John Stallworth for the second-most receiving touchdowns in the postseason.

MOST POSTSEASON TOUCHDOWN RECEPTIONS IN NFL HISTORY

Player	Team(s)	TDs
Jerry Rice	SF/OAK	22
Rob Gronkowski	New England	12
John Stallworth	Pittsburgh	12
Fred Biletnikoff	Oakland	10
Larry Fitzgerald	Arizona	10
Antonio Freeman	Green Bay	10
Randy Moss	MIN/NE	10
Hines Ward	Pittsburgh	10

MOST RECEIVING YARDS BY A TIGHT END IN NFL POSTSEASON HISTORY

Player	Team(s)	Yards
Rob Gronkowski	New England	972
Dallas Clark	Indianapolis	847
Shannon Sharpe	DEN/BAL	814
Brent Jones	San Francisco	740
Jay Novacek	Dallas	645

MOST RECEPTIONS BY A TIGHT END IN NFL POSTSEASON HISTORY

Player	Team(s)	Yards
Rob Gronkowski	New England	68
Dallas Clark	Indianapolis	64
Jay Novacek	Dallas	62
Shannon Sharpe	DEN/BAL	62
Brent Jones	San Francisco	60



PATRIOTS OFFENSIVE NOTES

WR CHRIS HOGAN

UNCONVENTIONAL JOURNEY

Despite a successful three year lacrosse career at Penn State, Hogan, also a standout football player in high school, said that playing college football was always in the back of his mind. Having redshirted his sophomore year of lacrosse, Hogan had an extra year of athletic eligibility following his fourth academic year at Penn State. As the football itch still lurked in the back of his mind, Chris played his final year of eligibility with the Monmouth football team, and at the end of the season joined in on some workouts with teammates who were training for the NFL Combine.

"I honestly didn't know if I had what it took to play in the NFL," Hogan wrote in the Tribune. "Still, it was one of those things where I didn't want to look back in five years and be like, 'Man, I wish I would've tried.'"

Chris did not get invited to compete in that year's Combine but turned heads during a Pro Day held at Fordham. Later that summer, he signed with the San Francisco 49ers as an undrafted free agent.

G TED KARRAS

SCHOOL'S NOT OUT

Although he already owns a bachelor's degree in communications and a master's degree in recreation, sport and tourism from his time at the University of Illinois, Ted Karras hasn't completely given up his notebook for an NFL playbook. Along with teammate Joe Thuney, Karras is pursuing his MBA from Indiana University thanks to an NFLPA program that provides tuition assistance for players while navigating a busy NFL schedule.

"It just seems to be that everyone keeps wanting to pay for my school, so I'm not going to turn it down," Karras told the Boston Globe.

Karras and Thuney began their MBA pursuit two weeks after the Patriots Super Bowl LI victory by taking online classes and Skyping with professors from Indiana University's Kelley School of Business up until training camp. They continued their classes in the 2018 offseason.

OL SHAQ MASON

A FAMOUS NAMESAKE

A noted sports fan and basketball enthusiast, Shaq's mother, Alicia McGuire, named him Shaquille Olajuwon Mason in 1993 after her two favorite NBA stars at the time, Shaquille O'Neal and Hakeem Olajuwon. The Tennessee native had the opportunity to meet one of his namesakes at a Memphis Grizzlies game while O'Neal was a member of the Miami Heat, receiving a special meet-and-greet and having his jersey signed.

WR CORDARRELLE PATTERSON

IN A RUSH

Patriots WR Cordarrelle Patterson has six rushing touchdowns in his career, tied for the seventh-most in NFL history by a wide receiver. The Patriots have had four receivers rush for a touchdown in a team history.

MOST RUSHING TOUCHDOWNS BY A WIDE RECEIVER IN NFL HISTORY

Player	Team(s)	Rush TDs
Bobby Mitchell	CLE/WAS	18
Eric Metcalf	CLE/ATL	12
Charley Taylor	Washington	11
Jerry Rice	San Francisco	10
Tavon Austin	L.A. Rams	9
Frank Jackson	Dallas Texans/KC	7
Cordarrelle Patterson	MIN/OAK	6
Bo Roberson	SD/OAK	6

RUSHING TOUCHDOWNS BY A PATRIOTS RECEIVER

- David Patten - 29-yard touchdown run at Indianapolis on Oct. 21, 2001
- Irving Fryar - 8-yard touchdown run at Seattle on Nov. 17, 1985
- Darryl Stingley - 34-yard touchdown run vs. Kansas City on Sept. 18, 1977
- Darryl Stingley - 23-yard touchdown run vs. Baltimore on Oct. 6, 1974

WR MATTHEW SLATER

WHAT TO LOOK FOR IN 2018

Matthew Slater has earned seven Pro Bowls (2011-17) as a special teams player to match Steve Tasker (1987, 1990-95) for the most special teams Pro Bowl honors in NFL history. He is the first with seven straight special teams Pro Bowl honors.

LIKE FATHER LIKE SON

Slater is one of 10 sons of Hall of Fame members to be drafted in NFL history.

HALL OF FAME FATHERS WITH SONS DRAFTED IN THE NFL

- Jackie Slater (class of 2001) - son, Matthew Slater (NE)**
- Bobby Bell (class of 1983) - son, Bobby Bell (NYJ)
- Tony Dorsett (class of 1994) - son, Anthony Dorsett (HOU)
- Bob Griese (class of 1990) - son, Brian Griese (DEN)
- Russ Grimm (class of 2010) - son, Cody Grimm (TB)
- Howie Long (class of 2000) - sons Chris Long (STL) and Kyle Long (CHI)
- Bruce Matthews (class of 2007) - son, Jake Matthews (ATL)
- Don Shula (class of 1997) - son, Mike Shula (TB)
- Kellen Winslow (class of 1995) - son, Kellen Winslow (CLE)

PRO BOWL RECORD

Slater has earned seven Pro Bowl invitations (2011-17) as a special teams player to match Steve Tasker (1987, 1990-95) for the most special teams Pro Bowl honors in NFL history. Slater is the only special teams player to earn seven consecutive Pro Bowls.



PATRIOTS OFFENSIVE NOTES

ALL-STAR COMBINATION

Slater has been voted to the Pro Bowl for seven straight seasons, matching the seven that his father was voted to with the LA Rams. The Slater family's 14 combined Pro Bowls are the second most among father-son contingents to have been voted to at least one Pro Bowl each.

MOST FATHER AND SON PRO BOWL SELECTIONS

Players	Pro Bowls
Archie (2), Peyton (14) and Eli Manning (4)	20
Jackie (7) and Matthew Slater (7)	14

ELECTED TEAM LEADER

Patriots wide receiver Matthew Slater has been named to seven straight Pro Bowls (2011-17) for his special teams work, but perhaps more revealing of his value to New England is the fact that he was elected a captain by his teammates for the seventh straight season in 2017.

The special teams ace was willing to share his advice on being a great captain with high school football players in a story published by *The Boston Globe*. "I think first and foremost, you have to be able to put others before yourself. Being a captain and leadership is about serving, and to me, that means a great deal of sacrifice – putting aside personal agendas for the greater common goal. Leadership is equated with sacrifice. I think you have to be willing to do whatever it takes for the unit to succeed. I think you need to lead by example. A lot of times, it's about what you do, not what you say."

SLATER'S EMERGENCE WAS SPECIAL

Bill Belichick acknowledged Matthew Slater's role as a gunner on special teams: "Matt is one of the best in the league," Belichick said. "Any time the punt return team has to double somebody, that makes it one less guy they can use somewhere else in the return. He almost always draws two guys out there unless they're in an eight-man rush. Most of the time, there's two guys out there – fourth-and-short, where they're trying to protect the box – but he draws a lot of double teams, and deservedly so. He does an outstanding job of covering punts."

OL JOE THUNEY

THUNEY DOES HAVE THE SIZE

An Ohio native, Joe Thuney was told he may not have the size to play offensive line in the Big Ten conference for his hometown Ohio State Buckeyes. Settling on North Carolina State, Thuney went on to become a mainstay on the offensive line while also earning his bachelor's degree in accounting in just three years, added an international studies degree and also minored in Spanish.

BACK TO SCHOOL

Along with teammate Ted Karras, Joe Thuney has taken advantage of an NFLPA program that assists its players in earning college degrees. After earning his degree in accounting while also studying international studies at N.C. State, Thuney is now pursuing his MBA through Indiana University's Kelley School of Business.

RB JAMES WHITE

WHAT TO LOOK FOR 2018

- ★ With 39 receptions, can reach 200 career catches, which would move him into the top-20 all-time in team history and fourth-most among Patriots running backs.
- ★ With 53 receptions in 2018, can own three of the top six receiving performances by a running back in team history. White caught 60 passes in 2016 and had 56 catches in 2017.

WHITE CATCHES TD PASSES

RB James White has the most touchdown receptions by a running back in the NFL since 2015 with 12.

RUNNING BACK WITH THE MOST RECEIVING TD SINCE 2015

Player	Team(s)	TDs
James White	New England	12
Theo Riddick	Detroit	10
David Johnson	Arizona	8
Chris Thompson	Washington	8
Danny Woodhead	SD/BAL	7

WHITE HAS CAREER DAY

White set career regular-season highs with 10 receptions and 115 receiving yards vs. Philadelphia (12/6/15). White's 115 receiving yards were the second-highest such total for a Patriots running back since the 1970 AFL-NFL merger, trailing only Shane Vereen's team-record 153 receiving yards vs. Cleveland on Dec. 8, 2013. White tied his career high with 10 receptions vs. Carolina on Oct. 1, 2017 and became the second Patriots running back with two regular-season games with at least 10 receptions.

MOST RECEIVING YARDS IN A GAME BY A RUNNING BACK IN PATRIOTS HISTORY

Player	Date	Opponent	Rec
Shane Vereen	12/08/13	Cleveland	153
Dick Christy	11/04/60	Oakland	124
Joe Johnson	11/25/60	Houston	123
James White	12/06/15	Philadelphia	115
Larry Garron	12/11/66	Houston	113
Tony Collins	10/27/85	Tampa Bay	109
Kevin Faulk	11/10/02	Chicago	109
Kevin Faulk	11/23/03	Houston	108
Billy Lott	10/22/61	Buffalo	108

MOST RECEPTIONS IN A GAME BY A RUNNING BACK IN PATRIOTS HISTORY

Player	Date	Opponent	Rec
Shane Vereen	12/08/13	Cleveland	12
Tony Collins	11/29/87	Philadelphia	11
Kevin Faulk	09/03/20	Tampa Bay	11
Leroy Thompson	11/13/94	Minnesota	11
James White	10/01/17	Carolina	10
James White	12/06/15	Philadelphia	10
Tony Collins	11/16/86	L.A. Raiders	10
Tony Collins	09/28/86	Denver	9
Kevin Faulk	12/29/02	Miami	9

SUPER BOWL RECORD SETTER

White set a Super Bowl record with 14 receptions for 110 yards in Super Bowl LI. The previous high was 13 receptions by WR Demaryius Thomas of Denver in Super Bowl XLVII.

MOST RECEPTIONS IN A SUPER BOWL

Player	Team	Super Bowl	Opponent	Receptions
James White	New England	LI	Atlanta	14
Demaryius Thomas	Denver	XLVII	Seattle	13
Dan Ross	Cincinnati	XVI	San Francisco	11
Jerry Rice	San Francisco	XXIX	San Diego	11
Wes Welker	New England	XLII	N.Y. Giants	11
Shane Vereen	New England	XLIX	Seattle	11

White also set a Super Bowl record by scoring 20 points with two rushing touchdowns, one touchdown reception and one two-point conversion.

MOST POINTS SCORED IN A SUPER BOWL

Player	Team	Super Bowl	Opponent	Points
James White	New England	LI	Atlanta	20
Roger Craig	San Francisco	XIX	Miami	18
Jerry Rice	San Francisco	XXIV	Denver	18
Ricky Watters	San Francisco	XXIX	San Diego	18
Terrell Davis	Denver	XXXII	Green Bay	19

MOST TOUCHDOWNS IN A SUPER BOWL

Player	Team	Super Bowl	Opponent	Touchdowns
James White	New England	LI	Atlanta	3 (2 rush, 1 rec.)
Roger Craig	San Francisco	XIX	Miami	3 (2 rec., 1 rush)
Jerry Rice	San Francisco	XXIV	Denver	3 (3 rec.)
Ricky Watters	San Francisco	XXIX	San Diego	3 (2 rec, 1 rush)
Terrell Davis	Denver	XXXII	Green Bay	3 (3 rush)

RB RECEPTIONS

James White holds two of the top-five running back reception season in team history.

MOST RECEPTIONS IN A SEASON BY A PATRIOTS RUNNING BACK

Player	Year	Receptions
Tony Collins	1986	77
Leroy Thompson	1994	65
James White	2016	60
Kevin Faulk	2008	58
James White	2017	56



PATRIOTS DEFENSIVE NOTES

DL ADAM BUTLER

CAREER DEFINING CONTEST

Adam Butler arrived at Vanderbilt as an accomplished high school offensive lineman and spent his freshman season redshirting as a backup at center and guard. During his first offseason, Butler entered a rib eating contest, which judges ruled his team had lost. Butler disagreed and began arguing with the judges. Then Commodore defensive coordinator Bob Shoop was in attendance and witnessed Butler's demeanor and was impressed with his competitive attitude. Shoop convinced then head coach James Franklin to ask Butler to transition to defense.

"Coach Franklin brought me into his office and he asked me what I wanted, and I wanted whatever was best for the team," Butler told *The Tennessean*. "Because we were so short on defensive linemen at that time, that's how it happened."

DL TREY FLOWERS

WHAT TO LOOK FOR 2018

★ If he leads the team in sacks again in 2018, he will become the seventh player in team history to lead the team in sacks for at least three consecutive seasons.

FLOWERS DOUBLES DOWN AGAIN

DL Trey Flowers moved into a starting role in the second half of the 2016 season and posted three two-sack games as a result. In his final eight games of 2016, he recorded seven total sacks, ranking sixth in the NFL during that span.

MOST SACKS IN SECOND HALF OF 2016

Player	Team	Sacks
Vic Beasley, Jr.	Atlanta	9.0
Cameron Wake	Miami	8.5
Danielle Hunter	Minnesota	8.5
Khalil Mack	Oakland	8.0
Olivier Vernon	N.Y. Giants	7.5
Trey Flowers	New England	7.0

MULTI-SACK GAMES

MOST GAMES WITH 2+ SACKS 2016-17

Player	Team(s)	Sacks
Calais Campbell	ARZ/JAX	6
Joey Bosa	SD/LAC	5
Trey Flowers	New England	5
Everson Griffen	Minnesota	5
Cameron Heyward	Pittsburgh	5
Ryan Kerrigan	Washington	5
Terrell Suggs	Baltimore	5
Vic Beasley Jr.	Atlanta	4
Akiem Hicks	Chicago	4
Chandler Jones	Arizona	5
Khalil Mack	Oakland	4
Von Miller	Denver	4
Yannick Ngakoue	Jacksonville	4
Jason Pierre-Paul	N.Y. Giants	4
18 Players		3

DB DURON HARMON

HARMON SECURES THE WIN

Duron Harmon picked off Pittsburgh QB Ben Roethlisberger in the end zone with five seconds to play to secure a 27-24 win on Dec. 17, 2017. It was the fourth time overall that he has picked off a pass in the end zone to secure a win and the second time in the 2017 season. He intercepted Houston QB DeShaun Watson in the end zone as time expired to secure the win on Sept. 24, 2017. He picked off Miami QB Ryan Tannehill in the end zone with nine seconds to play to secure the Patriots 31-24 win on Sept. 18, 2016, and Harmon intercepted a Joe Flacco pass in the end zone with 1:39 left to preserve the Patriots 35-31 lead in an AFC Divisional win vs. Baltimore on Jan. 10, 2015. Ten of his 14 career interceptions have been in the fourth quarter.

4TH QUARTER PICKS

Throughout his six NFL seasons, Duron Harmon has shown a knack for notching late-game interceptions. Of his 14 career picks, 10 have come in the fourth quarter, with six of those occurring during the final two minutes of the second half.

4TH QUARTER INTERCEPTIONS

Date	Opponent	Result
10/27/13	vs. MIA	W, 27-17
11/3/13	vs. PIT	W, 55-31
1/10/15	vs. BAL	W, 35-31*
9/10/15	vs. PIT	W, 28-21
10/29/15	vs. MIA	W, 36-7
9/18/16	vs. MIA	W, 31-24
1/14/17	vs. HOU	W, 34-16*
9/24/17	vs. HOU	W, 36-33
11/26/17	vs. MIA	W, 35-17
12/17/17	at PIT	W, 27-24

INTERCEPTIONS IN THE FINAL 2 MINUTES

Date	Opponent	Time Remaining
10/27/13	vs. MIA	:0:55
01/10/15	vs. BAL	1:46*
9/18/16	vs. MIA	:0:09
9/24/17	vs. HOU	:0:03
11/26/17	vs. MIA	1:54
12/17/17	at PIT	:0:09

* Playoff Game

HARMON INTERCEPTION NOTES:

Eight of 11 occurred in the 4th quarter.
(10 of 14 including postseason)
Five of 11 occurred in the final two minutes of the game.
(6 of 14 including postseason)
Three of 11 occurred in the end zone.
(Four of 14 including postseason)
Six of 11 occurred inside the Patriots red zone.
(Nine of 14 including postseason)
Nine of 11 occurred inside the Patriots 35-yard line.
(12 of 14 including postseason)
All 11 occurred in Patriots' wins.
(13 of 14 including postseason)
Five of 11 have occurred against Miami.
(Four of five against Ryan Tannehill)
Eight of 11 have occurred against either Miami or Pittsburgh.
Eight of 11 have occurred at Gillette Stadium.
(10 of 14 including postseason)



PATRIOTS DEFENSIVE NOTES

LB DONT'A HIGHTOWER

WHAT TO LOOK FOR 2018

- ★ Needs one sack to become the 28th player in team history with 20 career sacks.



WEARING BRUSCHI'S JERSEY #54

As a first round draft pick, Dont'a Hightower is used to high expectations. Hightower went to training camp with jersey #45 but was switched to jersey #54 prior to the start of his rookie year in 2012. Former LB Tedy Bruschi wore #54 for 13 seasons.

Hightower understands the importance of the number and hopes to live up to its legacy. "I definitely feel honored to be able to wear this number," Hightower said. "I've read that Tedy didn't want it to be retired and he hoped another linebacker would come in and be able to wear this number and be able to play as well. I feel honored. Tedy was a great player, and he means a lot to this organization. I'm definitely proud to be able to wear this number."

WINNER ON MULTIPLE LEVELS

Dont'a Hightower and Russell Maryland (2 national championships at University of Miami and three Super Bowl Championships with Dallas) are the only two players in NFL history with two national championships and two Super Bowl wins.

DB DEVIN McCOURTY

WHAT TO LOOK FOR IN 2018

- ★ Devin McCourty enters 2018 tied with Ty Law for second-most Pro Bowls as a Patriots defensive back with four. Only CB Mike Haynes had more Pro Bowl invites as a Patriots DB with six.
- ★ Currently sits 12th all-time in Patriots history with 20 career interceptions and can climb into the top-10 with two interceptions this season.

DOUBLE TROUBLE

After being selected by the Patriots in the first round of the 2010 NFL Draft, CB Devin McCourty became part of a select group in league history. McCourty's identical twin brother, Jason, joined the Patriots this past offseason for his 10th NFL season. The two became the 12th set of twins to play in the NFL. **Devin and Jason look to become the first set of twins to play together on the same NFL team since 1926 when Gene and Tom Golsen suited up together for the Louisville Colonels. Shaquill and Shaquem Griffin of the Seattle Seahawks also aim to accomplish this unique occurrence on Kickoff Weekend. New England also had twins on the team last year, with TE Jacob Hollister on the roster and WR Cody Hollister on the practice squad. Jacob is on the roster again this year and Cody is on injured reserve.**

Devin and Jason were cornerbacks in the Rutgers secondary from 2005-08. Devin redshirted for the 2005 season and was a year behind his brother in eligibility. Devin became the second twin to suit up for the Patriots, after CB Kato Serwanga was a member of the team from 1998-2000. His twin brother, Jason, played for San Francisco and Minnesota from 1999-2001. According to McCourty's mother, the two can only be told apart by tiny scars on their faces left by chickenpox.

McCOURTY GOES LONG

McCourty had a 104-yard kickoff return for a touchdown vs. N.Y. Jets (10/21/12), the second longest kickoff return in team history. Ellis Hobbs has the longest in team history with a 108-yard return for a touchdown at N.Y. Jets on Sept. 9, 2007. He was named AFC Special Teams Player of the Week for his performance.

Longest Kickoff return in Patriots History

Ellis Hobbs 108TD at N.Y. Jets (9-9-07)
Devin McCourty 104TD vs. N. Y. Jets (10-21-12)

IN GOOD COMPANY

McCourty earned Associated Press All-Pro Second Team honors at safety in 2013 and 2016. He also earned Second Team All-Pro Honors as a rookie in 2010 when he played cornerback. McCourty joins Pro Football Hall of Famers Rod Woodson and Ronnie Lott as the only NFL players to earn All-Pro honors at both safety and cornerback.

BROTHERS IN ARMS

Devin, along with twin brother Jason McCourty, has seen first-hand the effects of sickle cell disease. Both their aunt and uncle lived with the disease while their father carried the trait. Devin and Jason partnered with Embrace Kids Foundation to form their own "Tackle Sickle Cell" campaign aiming to educate the public, increase blood donations and raise money and awareness for the fight against sickle cell disease. Devin's work with the local Boston Children's Hospital has helped advance research of the disease with doctors now as close as they've ever been to a cure.




PATRIOTS SPECIAL TEAMS NOTES

K STEPHEN GOSTKOWSKI

WHAT TO LOOK FOR IN 2018

★ If Stephen Gostkowski leads the NFL in scoring in 2018, he will set the NFL mark for most seasons leading the NFL in scoring with six, moving past Don Hutson (5) and Gino Cappelletti (5). Gostkowski has led the NFL in scoring in 2008, 2012-14 and 2015.



★ In 2015, Gostkowski became the first NFL player with four seasons of 150 or more points. He added his fifth season of 150 or more points in 2017 and can add to that number in 2018.

★ Gostkowski (5) needs one more 30-field goal season in 2018 to move out of a tie with David Akers (5), John Carney (5) and Justin Tucker (5) for the most in NFL history with six seasons of 30 or more field goals.

★ Gostkowski has led the NFL in field goals three times (2008, 2013 and 2014), and if he leads the NFL in field goals in 2018, he will join Lou Groza (5), Jack Manders (4), Ward Cuff (4) and Mark Moseley (4) as the only NFL players to lead the NFL in field goals in at least four seasons.

★ Gostkowski made 92.5 (37-of-40) percent of his field goals in 2017. He tied Adam Vinatieri (2002, 2004, 2010, 2014 and 2015) for the most seasons at 90 percent on field goals with five and needs one more season of 90 percent to set the NFL mark.

★ Gostkowski (1,613) enters the 2018 season 18th on the NFL's all-time list for points.

★ Gostkowski (180) is second all-time in postseason points, behind Adam Vinatieri (234) and will look to add to those numbers in 2018.

★ Gostkowski is third on the NFL's all-time postseason list with 34 field goals behind Adam Vinatieri (56) and David Akers (39).

★ Gostkowski (340) is 10 field goals away from becoming the 19th kicker in NFL history to convert 350 field goals in his career.

FRANCHISE SCORING LEADER

Gostkowski became the Patriots all-time leader in points, passing Adam Vinatieri in 2014 vs. Miami (12/14).

PATRIOTS ALL-TIME LEADING SCORERS

Player	Points
Stephen Gostkowski	1,613
Adam Vinatieri	1,158
Gino Cappelletti	1,130

SCORING LEADER I

Gostkowski is the first NFL player with five 150 point seasons. His 156 points in 2017 are tied for the second most of his career and the second most in the NFL in 2017.

PATRIOTS RECORD FOR MOST POINTS IN A SEASON

Player	Year	Points
Stephen Gostkowski	2013	158
Stephen Gostkowski	2017	156
Stephen Gostkowski	2014	156
Gino Cappelletti	1964	155 (includes 7 TDs)
Stephen Gostkowski	2012	153
Stephen Gostkowski	2015	151
Stephen Gostkowski	2008	148
Gino Cappelletti	1961	147

SCORING LEADER II

NFL RECORD FOR MOST POINTS BY A KICKER IN A SINGLE SEASON

Player	Team	Year	Points
David Akers	San Francisco	2011	166
Gary Anderson	Minnesota	1998	164
Jeff Wilkins	St. Louis	2003	163
Mark Moseley	Washington	1983	161
Stephen Gostkowski	New England	2013	158
Matt Bryant	Atlanta	2016	158
Greg Zuerlein	LA Rams	2017	158
Mike Vanderjagt	Indianapolis	2003	157
Stephen Gostkowski	New England	2017	156
Stephen Gostkowski	New England	2014	156
Stephen Gostkowski	New England	2012	153
Stephen Gostkowski	New England	2015	151

NFL ALL-TIME SCORING LEADERS

Gostkowski has the 18th-most points in NFL history.

LEADING SCORERS IN NFL HISTORY

Player	Team(s)	Years	Points
1. Morten Andersen	NO/ATL/NYG/KC/ATL	1982-2007	2,544
2. Adam Vinatieri	NE/IND	1996-2017	2,487
3. Gary Anderson	PIT/PHI/SF/MIN/TEN	1982-2004	2,434
4. Jason Hanson	Detroit	1992-2012	2,150
5. John Carney	TB/SD/NO/NYG	1988-2010	2,062
6. Matt Stover	CLE/BAL/IND	1991-2010	2,004
7. George Blanda	CHI/BLT/HOU/OAK	1949-75	2,002
8. Jason Elam	DEN/ATL	1993-2009	1,983
9. John Kasay	SEA/CAR/NO	1991-2011	1,970
10. Phil Dawson	CLE/SF/ARZ	1999-present	1,817
11. Sebastian Janikowski	OAK/SEA	2000-present	1,799
12. Norm Johnson	SEA/ATL/PIT/PHI	1982-99	1,736
13. David Akers	WAS/PHI/SF/DET	1998-2013	1,721
14. Nick Lowery	NE/KC/NYJ	1978-96	1,711
15. Jan Stenerud	KC/GB/MIN	1967-85	1,699
16. Ryan Longwell	GB/MIN	1997-2011	1,687
17. Matt Bryant	NYG/TB/ATL	2002-present	1,624
18. Stephen Gostkowski	New England	2006-present	1,613
19. Eddie Murray	DET/KC/TB/DAL/PHI/WAS/MIN	1980-2000	1,594
20. Al Del Greco	GB/STL/PHO/HOU/TEN	1984-2000	1,584

GOSTKOWSKI GOES LONG

Gostkowski kicked a franchise record 62-yard field goal against Oakland in Mexico City (11/19/17). Gostkowski had set a team record with a 58-yard field goal in the second quarter vs. Carolina on Oct. 1, 2017. It is the 18th field goal of 60 or more yards in NFL history.

LONGEST FIELD GOALS IN NFL HISTORY

Player	Team	Opponent	Date	Distance
Matt Prater	DEN	vs. TEN	12/08/13	64
Tom Dempsey	NO	vs. DET	11/08/70	63
Jason Elam	DEN	vs. JAX	10/25/98	63
Sebastian Janikowski	OAK	at DEN	09/12/11	63
David Akers	SF	vs. GB	09/09/12	63
Stephen Gostkowski	NE	at OAK	11/19/17	62
Matt Bryant	TB	vs. PHI	10/22/06	62

LONGEST FIELD GOALS IN PATRIOTS HISTORY

Player	Opponent	Date	Distance
Stephen Gostkowski	at OAK	11/19/17	62
Stephen Gostkowski	vs. CAR	10/01/17	58
Stephen Gostkowski	at DAL	10/11/15	57
Adam Vinatieri	at CHI	11/10/02	57
Adam Vinatieri	at STL	12/13/98	55
Matt Bahr	at MIA	11/12/95	55

TEAM FIELD GOAL RECORD

Gostkowski moved past Adam Vinatieri (263) in 2015 to become the Patriots all-time leader with 340 career field goals.

MOST FIELD GOALS IN PATRIOTS HISTORY

Player	Field Goals
Stephen Gostkowski	340
Adam Vinatieri	263
Gino Cappelletti	176
John Smith	128



PATRIOTS SPECIAL TEAMS NOTES

CONSECUTIVE EXTRA POINTS

Gostkowski set an NFL record for most consecutive extra points made in the regular season.

MOST CONSECUTIVE (KICKING) PATS

Player	Team(s)	Years	Consec. XPs
Stephen Gostkowski	New England	2006-16	478
Matt Stover	BAL/IND	1996-2009	422
Jason Elam	Denver	1993-2002	371
Jeff Wilkins	St. Louis	1999-2007	371
Jay Feely	ATL/NYG/MIA/NYJ/ARZ/CHI	2002-14	360

EVEN STEPHEN

Gostkowski has connected on 87.6 percent of his regular season field goal attempts in his career, the best percentage in Patriots history. Additionally, Gostkowski's 87.6 field goal percentage is third-best among NFL kickers all-time.

PATRIOTS ALL-TIME LEADERS / FIELD GOAL PCT.

(Minimum 50 Attempts)

Player	Years	FGM	FGA	Pct.
Stephen Gostkowski	2006-17	340	388	.876
Adam Vinatieri	1996-05	263	321	.819
Matt Bahr	1993-95	55	72	.764

NFL ALL-TIME LEADERS / FIELD GOAL PCT.

(Minimum 50 Attempts)

Player	Team(s)	Years	FGM	FGA	Pct.
Justin Tucker	Baltimore	2012-present	202	224	.90.2
Dan Bailey	Dallas	2011-present	186	210	.88.6
Stephen Gostkowski	New England	2006-present	340	388	.87.6
Steven Hauschka	BAL/SEA/BUF	2008-present	220	252	.87.3
Robbie Gould	CHI/NYG/SF	2005-17	325	374	.86.9
Mike Vanderjagt	IND/DAL	1998-06	230	266	.86.5
Nate Kaeding	SD/MIA	2004-12	181	210	.86.2
Kai Forbath	WAS/NO/MIN	2012-17	116	135	.85.9
Matt Bryant	NYG/TB/ATL	2002-17	368	429	.85.8
Rob Bironas	TEN	2005-13	239	279	.85.7
Shayne Graham	BUF/CAR/CHI/HOU/NO/ATL	2001-15	277	324	.85.5

GOSTKOWSKI HAS TEAM MARK

Gostkowski scored at least one point in 142 straight games, a franchise record. He set the new record in a win vs. Denver on Nov. 24, 2013. The record ended in the shutout loss vs. Buffalo on Oct. 2, 2016.

PATRIOTS RECORD FOR MOST CONSECUTIVE GAMES SCORED

Player	Dates	Consec. Games Scored
Stephen Gostkowski	12/17/06 to 10/02/16	142
Adam Vinatieri	11/24/96 to 12/29/02	101
John Smith	09/28/75 to 10/02/80	101

1,000-POINT BENCHMARK

Gostkowski (1,613) reached the 1,000 point mark in only his 119th career game. He is the only kicker in NFL history to reach 1,000 career points in fewer than 120 career games played.

KICKERS TO REACH 1,000 POINTS IN FEWEST GAMES:

Player	Team	Games to 1,000 Points
Stephen Gostkowski	New England	119
Mike Vanderjagt	Indianapolis	126
Jason Elam	Denver	132
Ryan Longwell	Green Bay	136
Jan Stenerud	Kansas City	136

GOSTKOWSKI PILING ON

Gostkowski is the Patriots all-time leading scorer in the postseason and is second for the most postseason points all-time.

MOST KICKING POINTS IN NFL POSTSEASON HISTORY

Player	Team(s)	Points
Adam Vinatieri	NE/IND	234
Stephen Gostkowski	New England	180
David Akers	PHI/SF	175
Gary Anderson	PIT/PHI/SF/MIN/TEN	153
Mason Crosby	Green Bay	137
George Blanda	CHI/HOU/OAK	115
Matt Stover	CLE/BAL/IND	106
Matt Bahr	PIT/CLE/NYG/NE	103

MOST FIELD GOALS IN NFL POSTSEASON HISTORY

Player	Team(s)	Field Goals
Adam Vinatieri	NE/IND	39
David Akers	PHI/SF	39
Stephen Gostkowski	New England	34
Gary Anderson	PIT/PHI/SF/MIN/TEN	32
Mason Crosby	Green Bay	26

MOST POINTS IN NFL POSTSEASON HISTORY

Player	Team(s)	Field Goals
Adam Vinatieri	NE/IND	234
Stephen Gostkowski	New England	180
David Akers	PHI/SF	175
Gary Anderson	PIT/PHI/SF/MIN/TEN	153
Mason Crosby	Green Bay	137
Jerry Rice	SF/OAK	132
Emmitt Smith	DAL	126
Thurman Thomas	Buffalo	126
George Blanda	CHI/HOU/OAK	115
Matt Stover	CLE/BAL/IND	106

FIVE-TIME LEAGUE LEADER

Gostkowski led the NFL in scoring for the fourth straight season in 2015 with 151 points in 2015. He also led the NFL with 156 points in 2014, 158 points in 2013, 153 points in 2012 and 148 points in 2008. He joins Don Hutson and Gino Cappelletti as the only players to lead the NFL in scoring five times.

NFL RECORD FOR MOST SEASONS LEADING THE LEAGUE IN SCORING

Player	Team	Years	Seasons
Stephen Gostkowski	New England	5	(2008, 2012-15)
Don Hutson	Green Bay	5	(1940-44)
Gino Cappelletti	New England	5	(1961, 1963-66)
Earl Clark	POR/DET	3	(1932), (1935-36)
Pat Harder	Chicago Cardinals	3	(1947-49)
Paul Hornung	Green Bay	3	(1959-61)

GOSTKOWSKI GAME WINNERS

Gostkowski has seven career regular season game-winning kicks and one in the playoffs. Those kicks are listed below.

GOSTKOWSKI'S CAREER GAME-WINNING FIELD GOALS

Time Left	Distance	Final Score	OPP	Date
3:44 4th	32	23-21	@ ARI	09/11/2016
0:01 4th	54	27-16	@ NYG	11/15/2015
3:12 4th	53	34-31	@ HOU	12/01/2013
1:56 OT	31	34-31	DEN	11/24/2013
0:05, 4th	35	23-21	@ BUF	09/08/2013
1:56, OT	35	23-20	BAL	10/17/2010
11:02 OT	48	29-26	NYJ	10/21/2012
1:10, 4th	31	24-21	@ SD	01/14/2007*

*Postseason



PATRIOTS SPECIAL TEAMS NOTES

GOSTKOWSKI DRILLS 300TH FG

Gostkowski's 29-yard field goal in the first quarter vs. NY Jets (12/24/16) was his 300th career field goal. He is one of 31 NFL players to reach 300 career field goals.

MOST FIELD GOALS AMONG ACTIVE NFL KICKERS

Player	Team(s)	Points
Adam Vinatieri	NE/IND	559
Phil Dawson	CLE/SF/ARZ	436
Sebastian Janikowski	OAK/SEA	414
Matt Bryant	NYG/IND/MIA/TB/ATL	368
Stephen Gostkowski	New England	340

GOSTKOWSKI BREAKS HIS OWN TEAM RECORD

Gostkowski set a Patriots franchise record with 38 field goals in 2013 and now owns the top six field goal seasons in team history. His 37 field goals in 2017 were one behind his record of 38 in 2013.

MOST FIELD GOALS MADE IN A PATRIOTS SEASON

Player	Year	Field Goals
Stephen Gostkowski	2013	38
Stephen Gostkowski	2017	37
Stephen Gostkowski	2008	36
Stephen Gostkowski	2014	35
Stephen Gostkowski	2015	33
Tony Franklin	1986	32
Adam Vinatieri	2004	31
Adam Vinatieri	1998	31

ON THE MARK

Gostkowski made 92.5 (37-of-40) of his field goals in 2017. He is now tied with Adam Vinatieri for the most seasons at 90 percent in field goals with five.

PATRIOTS BEST FIELD GOAL PCT./SEASON (Minimum 30 Attempts)

Player	Year	FGM	FGA	Pct.
Stephen Gostkowski	2014	35	37	.946
Adam Vinatieri	2004	31	33	.939
Stephen Gostkowski	2013	38	41	.927
Stephen Gostkowski	2017	37	40	.925
Stephen Gostkowski	2015	33	36	.917
Stephen Gostkowski	2008	36	40	.900
Adam Vinatieri	2002	27	30	.900

MOST 50-YARD FIELD GOALS IN TEAM HISTORY

Gostkowski has the most 50-yard field goals in New England history, including 5-of-6 on 50 yard field goals in 2013, the most by a Patriots player in a single season

PATRIOTS RECORD FOR MOST 50-YARD FIELD GOALS

Player	Years	FGM	FGA	Pct.
Stephen Gostkowski	2006-17	23	30	.76.7
Adam Vinatieri	1996-2005	8	17	.47.1
Tony Franklin	1984-87	3	6	.50.0

30-PLUS FIELD GOAL SEASONS

Gostkowski is one of four players to make 30 or more field goals in five seasons after reaching 37 field goals in 2017.

MOST 30 FIELD GOAL SEASONS

Player	Team(s)	30-FG Seasons	Years
Stephen Gostkowski	New England	5	2008, 13-15, 17
David Akers	SF/PHI	5	2002, 08-11
John Carney	NYG/NO/SD	5	1993-94, 99, 2002, 08
Justin Tucker	Baltimore	5	2012-13, 15-17
Adam Vinatieri	IND/NE	4	1998, 2004, 13-14
Jay Feely	ATL/NYG/NYJ/ARZ	4	2002, 05, 09, 13
Matt Stover	Baltimore	4	2000-01, 03, 05
Robbie Gould	CHI/SF	4	2006-07, 15, 17

FOURTH-MOST FGs IN A SEASON

MOST FIELD GOALS MADE IN A SEASON IN NFL HISTORY

Player	Team	Year	Field Goals
David Akers	San Francisco	2011	44
Neil Rackers	Arizona	2005	40
Olindo Mare	Miami	1999	39
Robbie Gould	San Francisco	2017	39
Jeff Wilkins	St. Louis	2003	39
Stephen Gostkowski	New England	2013	38
Harrison Butker	Kansas City	2017	38
Greg Zuerlein	L.A. Rams	2017	38
Justin Tucker	Baltimore	2016	38
Justin Tucker	Baltimore	2013	38

MOST 50-YARD FGs IN A SEASON

Gostkowski is first in NFL history in points per game with 8.8 points per game.

NFL RECORD FOR MOST POINTS PER GAME

Player	Team(s)	Points Per Game
Stephen Gostkowski	New England	8.8
Mike Vanderjagt	IND/DAL	7.9
Nate Keating	SD/MIA	7.8
Dan Bailey	Dallas	7.7

KICKING A CAREER HIGH

Gostkowski made five field goals vs. Cincinnati (10/5/14), setting a new single-game career high. Gostkowski's five field goals tied the second highest single-game total in Patriots history, trailing only Gino Cappelletti's six successful field goals on Oct. 4, 1964. The last time a Patriots player had five field goals in a game was on Nov. 14, 2004, when Adam Vinatieri had five field goals vs. Buffalo.

TWO FROM 50-PLUS

Gostkowski drilled a 62-yard field goal and a 51-yarder in Mexico City against Oakland on Nov. 19, 2017. It is the third time that he has kicked two 50-yarders in a single game. He drilled a 51-yard field goal and a 53-yarder vs. Arizona (9/16/12) and connected on two 53-yard field goals at Houston (12/1/13). He is the first Patriots player to have two 50-yard field goals in the same game.



PATRIOTS REFERENCE NOTES

8 STRAIGHT 12-WIN SEASONS

In 2017, the Patriots won at least 12 games for an NFL-record eighth straight season. It is the 12th time in team history that the Patriots have won at least 12 games in a season.

CONSECUTIVE 12-WIN SEASONS SINCE 1970 MERGER

Team	Consec. 12-win seasons	Years
New England	8	(2010-17)
Indianapolis	7	(2003-09)
Dallas	4	(1992-95)

12-WIN SEASONS SINCE 1970 MERGER

Team	12-win Seasons
San Francisco	13
New England	12
Dallas	12
Denver	11
Pittsburgh	10

DIVISIONAL DOMINANCE

The Patriots have the highest winning percentage vs. division opponents from November until the end of the season since 2002.

TOP LATE-SEASON WINNING PERCENTAGE VS. DIVISION OPPONENTS SINCE 2002

Team	W	L	T	Pct.
New England	42	12	0	.778
Indianapolis	41	15	0	.732
Pittsburgh	46	18	0	.719
Green Bay	41	20	1	.669
Seattle	36	19	0	.665

TOP-10 OFFENSE

Since the 1970 merger, the Patriots offense has finished in the top 10 a total of 22 times, including 12 times under Bill Belichick. The 2017 Patriots finished first in the NFL for the fourth time in team history (1978, 2007, 2012 and 2017).

TOP-10 OFFENSE UNDER BILL BELICHIK

Year	Rank	Yards per Game
2017	1	394.2
2016	4	386.3
2015	6	374.4
2013	7	384.5
2012	1	427.9
2011	2	428.0
2010	8	363.8
2009	3	397.3
2008	5	365.4
2007	1	411.3
2005	7	352.0
2004	7	411.3

FORCING THE ISSUE

The Patriots lead the NFL with a +194 turnover margin since the 1994 season.

NFL TURNOVER MARGIN SINCE 1994

Team	Turnover Margin
New England	+194
Kansas City	+137
Green Bay	+99

STRONG IN THE SECOND HALF

Since 2001, the Patriots have done a remarkable job of finishing the season strong, compiling an NFL-best 105-29 (.784) record in games on or after Thanksgiving.

PATRIOTS BEFORE AND AFTER THANKSGIVING SINCE 2001

Season	Pre-Thanksgiving	Post-Thanksgiving	Overall
2001	5-5 (.500)	9-0 (1.000)	14-5*
2002	6-5 (.545)	3-2 (.600)^	9-7
2003	9-2 (.818)	8-0 (1.000)	17-2*
2004	9-1 (.900)	8-1 (.889)	17-2*
2005	6-4 (.600)	5-3 (.625)	11-7*
2006	7-3 (.700)	7-2 (.777)	14-5*
2007	10-0 (1.000)	8-1 (.889)	18-1*
2008	7-4 (.636)	4-1 (.800)	11-5
2009	7-3 (.700)	3-4 (.429)	10-7*
2010	8-2 (.800)	6-1 (.857)^	14-3*
2011	7-3 (.700)	8-1 (.889)	15-4*
2012	7-3 (.700)	6-2 (.750)^	13-5*
2013	8-3 (.727)	5-2 (.833)	13-5*
2014	9-2 (.818)	6-2 (.750)	15-4*
2015	10-0 (1.000)	3-5 (.375)	13-5*
2016	8-2 (.800)	9-0 (1.000)	17-2*
2017	8-2 (.800)	7-2 (.777)	15-4*
Totals	131-44 (.749)	105-29 (.784)	236-73

*-Includes playoffs

^Includes games played on Thanksgiving

BEST RECORDS ON OR AFTER THANKSGIVING SINCE 2001 (Including Playoffs)

Team	W	L	T	Pct.
New England	105	29	0	.784
Pittsburgh	85	37	0	.697
Green Bay	76	46	0	.623
Indianapolis	72	49	0	.595
Seattle	71	50	0	.587

SHARP AT GILLETTE

The Patriots concluded a 20-game home winning streak with a 24-20 loss to the New York Giants on Nov. 6, 2011. It was the longest home win streak in team history. The Patriots own an overall record of 107-21 (.836) at Gillette Stadium in regular season games. The NFL record for most consecutive home victories is 27, achieved by Miami from 1971-74.

HIGHEST HOME WINNING PERCENTAGE SINCE 1970 (Minimum 25 Games)

Team	Stadium	W-L-T	Win Pct.
New England	Gillette Stadium	107-21-0	.836
Miami	Orange Bowl	101-22-1	.819
Minnesota	Metropolitan Stadium	64-23-1	.733
Pittsburgh	Heinz Field	99-36-1	.732
LA Rams	Memorial Coliseum	53-20-2	.726

LONGEST HOME WINNING STREAK/PATRIOTS HISTORY (Regular Season Only)

Streak	First Win	Last Win
20	Dec. 21, 2008	Oct. 16, 2011
18	Dec. 29, 2002	Sept. 8, 2005
16	Dec. 30, 2012	Dec. 28, 2014
12	Nov. 26, 2006	Sept. 7, 2008
10	Sept. 18, 1976	Oct. 30, 1977



PATRIOTS REFERENCE NOTES

WHAT'S THE POINT?

During the past 18 seasons, the Patriots defense has consistently ranked higher in points allowed than in yards allowed. The only exceptions came in 2004 and 2015.

PATRIOTS DEFENSIVE RANKINGS SINCE 2000

Year	Avg. Points Allowed	Avg. Yds Allowed
2017	18.5 (5)	366.0 (29)
2016	15.6 (1)	326.4 (8)
2015	19.7 (10)	339.4 (9)
2014	19.5 (8)	344.1 (13)
2013	21.1 (10)	373.1 (26)
2012	20.7 (9t)	373.3 (25)
2011	21.4 (15)	411.1 (31)
2010	19.6 (8)	365.5 (25)
2009	17.8 (5)	320.2 (11)
2008	19.3 (8)	309.0 (10)
2007	17.1 (4)	288.3 (4)
2006	14.8 (2)	294.4 (6)
2005	21.1 (17)	330.2 (26)
2004	16.3 (2t)	310.6 (9)
2003	14.9 (1)	291.6 (7)
2002	21.6 (17)	336.1 (23)
2001	17.0 (6)	334.5 (24)
2000	21.1 (17)	334.6 (20)

TOP OFFENSE

The Patriots had finished in the top 10 in offense for seven straight seasons (2007-13), second only to the 11 straight by New Orleans (2006-16). The NFL record for the most consecutive seasons finishing in the top 10 in offense since the merger in 1970 is the San Francisco 49ers with 15 (1982-96).

IN A RUSH FOR THE END ZONE

Since 2003, the Patriots are the only team to average at least one rushing touchdown per game. The Patriots have 260 rushing touchdowns in 240 games.

RUSHING TOUCHDOWNS SINCE 2003 (Regular Season Only)

Team	Rush TDs since 2003
New England	260
Kansas City	237
Minnesota	228
Carolina	226
New Orleans	225
Philadelphia	221
LA Chargers	220
Atlanta	215

HISTORIC SCORING CLIP

The Patriots had a historic scoring output over a three-game span in October and November 2014. New England tied a team record by scoring 40 or more points in three consecutive games from Oct. 26 to Nov. 16. The Patriots also scored 40 or more in three straight games in 2007. The Patriots have scored 40 or more points 62 times in team history, including 35 times since Bill Belichick became head coach in 2000, and 19 times since 2010.

MOST CONSECUTIVE GAMES WITH 40+ POINTS IN PATRIOTS HISTORY

Gm	Year	Game 1	Game 2	Game 3
3...	2014	10/26/14 (51-23 v. CHI)	11/02/14 (43-21 v. DEN)	11/16/14 (42-20 @ IND)
3...	2007	10/14/07 (48-27 @ DAL)	10/21/07 (49-28 @ MIA)	10/28/07 (52-7 v. WAS)
2...	1962	09/21/62 (41-16 v. DEN)	10/06/62 (43-14 @ NYT)	
2...	2002	09/15/02 (44-7 @ NYJ)	09/22/02 (41-38 v. KC)	
2...	2008	12/14/08 (49-26 @ OAK)	12/21/08 (47-7 v. ARZ)	
2...	2010	11/25/10 (45-24 @ DET)	12/06/10 (45-3 v. NYJ)	
2...	2012	11/18/12 (59-24 v. IND)	11/22/12 (49-19 @ NYJ)	
2...	2015	09/20/15 (40-32 @ BUF)	09/27/15 (51-17 vs. JACK)	

SCORING FLURRY

The Patriots scored three touchdowns in a 57-second span during the final two minutes of the first half against Chicago on Oct. 26, 2014 to turn a 17-7 lead into a 38-7 cushion. It was the fastest three-touchdown flurry in the NFL since the Patriots had three touchdowns in 52 seconds against the New York Jets on Nov. 22, 2012. The Patriots are one of three teams to score three touchdowns in under a minute since the 1970 merger, and are the only team to have achieved the feat twice.

NFL TEAMS TO SCORE THREE TDS IN LESS THAN 1 MINUTE

Team	Opponent	Date
New England	Chicago	10/26/14
New England	N.Y. Jets	11/22/12
Seattle	Minnesota	09/29/02
Atlanta	Carolina	10/04/98

HOW THE PATRIOTS SCORED THREE TOUCHDOWNS IN 57 SECONDS:

- ★ Rob Gronkowski got the scoring started by hauling in a 2-yard touchdown pass from Tom Brady with 1:57 left in the first half to make the score 24-7 and cap off a 10-play, 80-yard drive.
- ★ After the Patriots defense forced a quick three-and-out, a 42-yard Julian Edelman punt return gave New England possession at the Chicago 9-yard line, and Brady found Brandon LaFell for a 9-yard touchdown on the next play to give the Patriots a 31-7 lead with 1:07 left in the first half.
- ★ On the Bears' first play following the LaFell touchdown, Zach Moore forced a Jay Cutler fumble that was recovered by Rob Ninkovich and returned for a 15-yard touchdown and a 38-7 Patriots lead with 55 seconds left in the first half.

A COMEBACK FOR THE AGES

The Patriots came back from a 24-point deficit to defeat the Broncos, 34-31, in overtime in a Sunday Night Football matchup on Nov. 24, 2013, marking the largest regular season comeback win in team history, after trailing 24-0 at half-time.

New England's previous best comeback win was from a 23-0 deficit to win, 38-23, vs. Seattle (9/16/84). The Patriots also came back from 22 points down to win at the New York Giants, 23-22 (12/21/96). The Patriots have come from 21 points down to win four times, most recently vs. Buffalo (1/1/12).



PATRIOTS

PLAYOFF NOTES

ALL-TIME PLAYOFF RESULTS

The Patriots have compiled a 34-20 record in their 54 playoff games and their .630 playoff winning percentage is second-best in NFL history among teams that have played at least 15 playoff games.

PATRIOTS PLAYOFF RECORD BY ROUND

Round	Record
First Round*	0-1
Wild Card Round	4-3
Divisional Round	15-6
AFC Championship	10-4
AFL Championship	0-1
Super Bowl	5-5
Total	34-20

*1982 Strike Season

ALL-TIME BEST NFL PLAYOFF RECORDS (Minimum 15 Postseason Games)

Team	Wins	Losses	Win Pct.
Baltimore	15	8	.652
New England	34	20	.630
Green Bay	34	22	.607
San Francisco	30	20	.600
Pittsburgh	36	25	.590
OAK/L.A. Raiders	25	19	.568
Dallas	34	27	.557

MOST POSTSEASON WINS ALL-TIME

Team	Wins
Pittsburgh Steelers	36
New England Patriots	34
Dallas Cowboys	34
Green Bay Packers	34
San Francisco 49ers	30
Oakland Raiders	25

PATRIOTS IN THE PLAYOFFS

The Patriots have qualified for the playoffs 25 times in their 58-year history. Nineteen of those playoff berths have come in the 24 seasons since Robert Kraft purchased the team in 1994, a dramatic contrast to the six total playoff berths the team earned in its first 34 years of existence. The Patriots have won 20 division crowns, including 15 in the last 17 seasons and 17 of which have come since Robert Kraft's purchase in 1994.

PATRIOTS PLAYOFF SEASONS (25)

Year	How Qualified	Seed	Record	Result
2017	Division Champions	1	2-1	AFC Champions
2016	Division Champions	1	3-0	Super Bowl Champions
2015	Division Champions	2	1-1	AFC Championship Game
2014	Division Champions	1	3-0	Super Bowl Champions
2013	Division Champions	2	1-1	AFC Championship Game
2012	Division Champions	2	1-1	AFC Championship Game
2011	Division Champions	1	2-1	AFC Champions
2010	Division Champions	1	0-1	AFC Divisional Round
2009	Division Champions	3	0-1	Wild Card Round
2007	Division Champions	1	2-1	AFC Champions
2006	Division Champions	4	2-1	AFC Championship Game
2005	Division Champions	4	1-1	AFC Divisional Round
2004	Division Champions	2	3-0	Super Bowl Champions
2003	Division Champions	1	3-0	Super Bowl Champions
2001	Division Champions	2	3-0	Super Bowl Champions
1998	Wild Card	6	0-1	Wild Card Round
1997	Division Champions	3	1-1	AFC Divisional Round
1996	Division Champions	2	2-1	AFC Champions
1994	Wild Card	5	0-1	Wild Card Round

*Kraft era begins

1986	Division Champions	3	0-1	AFC Divisional Round
1985	Wild Card	5	3-1	AFC Champions
1982*	16-Team Format	7	0-1	First Round
1978	Division Champions	2	0-1	AFC Divisional Round
1976	Wild Card	4	0-1	AFC Divisional Round
1963	Division Champions	1	1-1	AFL Championship Game

*Strike Year

34-20 Record

Bold indicates Kraft era

PLAYOFF BERTHS UNDER KRAFT

New England has qualified for the playoffs 25 times in its 58-year history. The Patriots have earned 19 of those playoff berths in the 24 seasons since Robert Kraft purchased the team in 1994. New England has won 20 division crowns overall (19 AFC East crowns) and has qualified as a Wild Card team on four occasions (1998, 1994, 1985 and 1976). The Patriots also qualified for the playoffs in 1982 as part of a 16-team tournament following a players' strike.



ANNUAL ACHIEVEMENT

The Patriots won more than half of their games for the 17th straight year in 2017. They are the first team to win more than half of their games in 17 straight seasons since free agency began in 1993.

The Patriots are also the first team to win more than half of their games in 17 straight seasons since the 1970 AFL-NFL merger, moving past the 49ers (16 straight from 1983-98) and the Cowboys (16 straight from 1970-85).

The Patriots have now won nine or more games in 21 of the 24 seasons Robert Kraft has owned the team.

MOST CONSECUTIVE WINNING SEASONS (Since 1970 NFL Merger)

Team	Years	Winning Seasons
New England	2001-17	17
San Francisco	1983-98	16
Dallas	1970-85	16
Oakland	1970-80	11

MOST CONSECUTIVE WINNING SEASONS ALL-TIME

Team	Years	Winning Seasons
Dallas	1966-85	20
New England	2001-17	17
San Francisco	1983-98	16
Oakland	1965-80	16
Chicago	1930-44	15
Green Bay	1934-47	14
Cleveland	1957-69	13

CONTINUED ADVANCEMENT

TEAMS TO WIN AT LEAST ONE PLAYOFF GAME IN CONSECUTIVE SEASONS

Team	Years	Consec. Seasons	Wins
New England	2011-17	7	13
Dallas	1991-96	6	12
Seattle	2012-16	5	8
New England	2003-07	5	11
Baltimore	2008-12	5	9
Philadelphia	2000-04	5	7
Green Bay	1993-97	5	9
Oakland	1973-77	5	7

2017 AFC EAST CHAMPIONS

The Patriots claimed the AFC East Division title for the ninth consecutive season and for the 17th time under Robert Kraft in 2017.

DIVISION CHAMPIONSHIPS SINCE 1994

Team	Div. Championships
New England	17
Pittsburgh	13
Green Bay	12
Indianapolis	10



PATRIOTS

PLAYOFF NOTES

PLAYOFF TRENDS SINCE 1970

PATRIOTS PLAYOFF TRENDS (Since 1970 NFL Merger)

All-Time (33-19)	Record
vs. AFC	28-14
vs. NFC	5-5
Home	22-4
Away	6-10
Leading at Halftime	24-4
Trailing at Halftime	6-13
Tied at Halftime	3-2
Leading After 3 Quarters	24-4
Trailing After 3 Quarters	3-0
Decided by 7 Points or Fewer	14-9
Decided by 3 Points or Fewer	7-4
When Scoring First	24-7
When Not Scoring First	9-12
Positive Turnover Ratio	21-1
Even Turnover Ratio	5-5
Negative Turnover Ratio	7-13
Winning or Even Penalty Ratio	26-4
Losing Penalty Ratio	7-15
With a 100-Yard Rusher	9-0
Without a 100-Yard Rusher	24-19
With a 100-Yard Receiver	17-8
Without a 100-Yard Receiver	16-11
When Allowing a 100-Yard Rusher	4-5
When Not Allowing a 100-Yard Rusher	29-14
When Allowing a 100-Yard Receiver	7-8
When Not Allowing a 100-Yard Receiver	26-11
With a 300-Yard Passer	10-4
Without a 300-Yard Passer	23-15
Allowing a 300-Yard Passer	7-3
Not Allowing a 300-Yard Passer	26-16

MOST PLAYOFF WINS IN A DECADE

The Patriots won 14 playoff games in the decade from 2000-09, tying the 1970s Pittsburgh Steelers and Dallas Cowboys for the most playoff victories by any NFL team in a decade.

MOST PLAYOFF VICTORIES IN A DECADE

Team	Decade	Playoff Wins	Championships
New England	2000s	14	2001, 2003, 2004
Dallas	1970s	14	1971, 1977
Pittsburgh	1970s	14	1974, 1975, 1978, 1979
New England	2010-present	13	2014, 2016
San Francisco	1980s	13	1981, 1984, 1988, 1989
Dallas	1990s	12	1992, 1993, 1995
Washington	1980s	11	1982, 1987
Buffalo	1990s	10	
Philadelphia	2000	10	
Pittsburgh	2000s	10	2005, 2008

SUSTAINED PLAYOFF SUCCESS

The Patriots won 11 playoff games from 2003-07, tying the NFL's highest playoff victory total over a five-season span.

MOST PLAYOFF VICTORIES IN A FIVE-YEAR SPAN

Team	5-Year Span	Playoff Wins	SB Wins
New England	2003-07	11	2
Dallas	1991-95	11	3
Dallas	1992-96	11	3
New England	2013-17	10	2
New England	2001-05	10	3
Pittsburgh	1974-78	10	3
Pittsburgh	1975-79	10	3
New England	2012-16	9	2
Buffalo	1990-94	9	0
Green Bay	1993-97	9	1
Baltimore	2008-12	9	1

PATS REACH 50 PLAYOFF GAMES

The Patriots are one of five NFL teams with 50 postseason games. Super Bowl LII was the Patriots 54th postseason game.

MOST POSTSEASON GAMES PLAYED

Team	Games Played
Dallas	61
Pittsburgh	61
Green Bay	56
New England	54
San Francisco	50

PATRIOTS AT HOME IN THE PLAYOFFS

The Patriots are 22-4 (.846) at home in the playoffs in their history. Twenty-five of the franchise's 26 home playoff games have taken place since Robert Kraft purchased the team 24 years ago. After Kraft bought the team, the Patriots won 11 consecutive home playoff games before experiencing a home loss.

PATRIOTS AT HOME IN THE PLAYOFFS (22-4)

Date	Round	Opponent	W/L	Score
01/21/18	AFC Championship	Jacksonville	W	24-20
01/13/18	AFC Divisional	Tennessee	W	35-14
01/22/17	AFC Championship	Pittsburgh	W	36-17
01/14/17	AFC Divisional	Houston	W	34-16
01/16/16	AFC Divisional	Kansas City	W	27-20
01/18/15	AFC Championship	Indianapolis	W	45-7
01/10/15	AFC Divisional	Baltimore	W	35-31
01/11/14	AFC Divisional	Indianapolis	W	43-22
01/20/13	AFC Championship	Baltimore	L	13-28
01/13/13	AFC Divisional	Houston	W	41-28
01/22/12	AFC Championship	Baltimore	W	23-20
01/14/12	AFC Divisional	Denver	W	45-10
01/16/11	AFC Divisional	N.Y. Jets	L	21-28
01/10/10	AFC Wild Card	Baltimore	L	14-33
01/20/08	AFC Championship	San Diego	W	21-12
01/12/08	AFC Divisional	Jacksonville	W	31-20
01/07/07	AFC Wild Card	N.Y. Jets	W	37-16
01/07/06	AFC Wild Card	Jacksonville	W	28-3
01/16/05	AFC Divisional	Indianapolis	W	20-3
01/18/04	AFC Championship	Indianapolis	W	24-14
01/10/04	AFC Divisional	Tennessee	W	17-14
01/19/02	AFC Divisional	Oakland	W	16-13 (OT)
12/28/97	AFC Wild Card	Miami	W	17-3
01/12/97	AFC Championship	Jacksonville	W	20-6
01/05/97	AFC Divisional	Pittsburgh	W	28-3
12/31/78	AFC Divisional	Houston	L	14-31

HOME DOMINANCE

The Patriots have a 22-4 (.846) all-time record in home playoff games. The Patriots' .846 winning percentage at home in the postseason is first among teams with at least 15 home playoff games and their 22 wins are the most. The Patriots are one of four teams with at least 20 wins at home. Pittsburgh has 21 home wins in the postseason, followed by Dallas (20) and San Francisco (20).

BEST HOME PLAYOFF RECORDS

Team	Record	Win Pct.
New England	22-4	.846
Oakland	19-5	.792
Green Bay	18-5	.783
Denver	17-5	.773
Washington	13-5	.722
Dallas	20-9	.690
San Francisco	20-9	.690



PATRIOTS FOOTBALL Network

The **Patriots Football Network (PFN)** is the full portfolio of media offerings from the five-time Super Bowl Champion New England Patriots. PFN provides Patriots content produced both in-house and with media partners spanning print, television, radio and the Internet.

PATRIOTS ALL ACCESS

The Emmy Award-winning "Patriots All-Access" airs weekly throughout the season on WBZ-TV Channel 4 in Boston and regional affiliates in Hartford, Providence, Springfield, Burlington, Portland and Bangor. "Patriots All-Access" features exclusive behind-the-scenes access and in-depth weekly features on Patriots players and personnel. Hosted by WBZ's Steve Burton, the show features weekly sit-downs with Bill Belichick including the popular "Belestrator" segment where the coach breaks down upcoming opponents with Scott Zolak.

"Patriots All-Access" airs Fridays from 7-8 p.m. on **WBZ-TV** and Sunday from 9-10 a.m. on **myTV38** in Boston. Check **local listings for airtime.**



PATRIOTS THIS WEEK

PATRIOTS THIS WEEK: Insider information. Passionate debate. Timely analysis. That's what "Patriots This Week" delivers. The show, hosted by Bob Socci with former Patriots Scott Zolak and Matt Chatham, is a fast-paced, half-hour of football talk. From breaking down the previous contest to game planning the next opponent, there's no better way to get ready for football than "Patriots This Week" — every Saturday night at 10:30 p.m. on NBC Sports Boston.



PATRIOTS.COM



Patriots.com features daily updates and exclusive content from the writers of *Patriots Football Weekly*, offering everything from breaking news to player features and the popular "Ask PFW" postings.

VIDEO

The Patriots offer video ready for any device with a screen. Live video includes every Coach Belichick and Tom Brady press conferences, the Dunkin Donuts pregame and Xbox One postgame shows and other events such as special episodes of Patriots All Access and the Patriots Hall of Fame induction ceremony. On demand video ranges from daily news updates, special features, player interviews, game highlights and Patriots Cheerleaders. Video offerings also include exclusive content such as postgame locker room celebrations and "Belichick Break-downs" where coach gives his unique insight into opponents and plays.

AUDIO

Live, original radio shows and on demand podcasts produced from the studios at Gillette Stadium are available on Patriots.com, the Patriots app, TuneIn Radio, iTunes and other podcast platforms. The line-up includes "PFW in Progress," the team's flagship show featuring the writers from Patriots Football Weekly, "Patriots Playbook" with John Rooke, The Bob Socci Show, Fantasy Football Champs and the Cover 2 Podcast with Don Banks and Nick Stevens.

Additional audio content includes, every press conference and conference call, player interviews, Training Camp-cast, Patriots Roster Report, Patriots Prospect Reports and special live NFL Draft shows. Wherever there's a speaker, there's Patriots audio, anytime, anywhere. Check Patriots.com for in-season and out-of-season schedules.

PHOTOS

The Patriots in-house photographers produce the largest selection of Patriots game action and behind-the-scenes photos in the world. Hundreds of player and cheerleader galleries will keep you clicking!

LIFESTYLE

The action doesn't stop with the final whistle. That's why the Patriots started its Lifestyle section a few years ago. Find out what the players are doing off the field plus features on fans, fashion, food and fun!

PATRIOTS MONDAY ON WEEI

WEEI Sports Radio broadcasts Patriots Monday each week, offering fans unique insight and analysis from Coach Belichick and Tom Brady in addition to other Patriots players. WEEI will broadcast Patriots Monday live from Gillette Stadium each Monday, kicking off with Kirk & Callahan at 6 a.m.

PATRIOTS FRIDAY ON WAAF

WAAF broadcasts Patriots Friday each week, offering fans a look ahead at the weekend's game, match ups and rivalries. Various Patriots players will be featured on air. WAAF will broadcast Patriots Fridays each week throughout the season with Greg Hill from the Hill-Man Morning Radio Show.

98.5 THE SPORTS HUB PATRIOTS RADIO NETWORK

98.5 The Sports Hub is the Patriots' flagship station, broadcasting every Patriots game across its radio network and featuring broadcasting duo Bob Socci and Scott Zolak. Three hours prior to kickoff, during halftime and after the game, Marc Bertrand and Chris Gasper will be serving up all the pregame news and notes, while Jim Murray will join Bertrand for the post game news, including live sound from the postgame press conferences.



FLAGSHIP STATION

WBZ-FM...Boston...98.5 FM
Massachusetts

WBZ-FM...Boston...98.5 FM
WAGY...Springfield...102.1 FM
WBEC...Pittsfield...1420 AM
WPKZ...Fitchburg...1280 AM
WNAW...North Adams 1230 AM
WBSM...New Bedford 1420 AM
WVPQ...Greenfield...95.3 FM
WSAR...Fall River...1480 AM
WWFX...Worcester...100.1 FM
WXTK...Hyannis...95.1 FM
WMRC...Milford...1490 AM
WBOQ...Gloucester...104.9 FM

Maine

WBLM...Portland...102.9 FM
WEBB...Augusta...98.5 FM
WEZQ...Bangor...92.9 FM
WOZI...Presque Isle...1390 AM

Connecticut

WTIC...Hartford...1080 AM
WINY...Putnam...1350 AM
WMOS...New London...102.3 FM
WGCH...Greenwich...1490 AM
WINE...Brookfield...940 AM

New Hampshire

WFNQ...Nashua...106.3 FM
WPKG...North Conway 103.7 FM
WSAK...Hampton...102.1 FM
WSHK...Portsmouth/Dover 105.3 FM
WNNH...Concord...99.1 FM
WLNH...Laconia...98.3 FM
WEMJ...Laconia...1490 AM
WING...Keene...98.7 FM
WXXX...Lebanon...100.5 FM

Vermont

WCPV...Burlington...101.3 FM
WDVT...Rutland...94.5 FM
WIKI...Newport...1490 AM
WKVT...Brattleboro...92.7 FM
WRFK...Barre/Montpelier 107.1 FM
WSTJ...St. Johnsbury 1340 AM

Rhode Island

WPRO...Providence...630 AM
WEAN...Providence...99.7 FM

New York

WINU...Albany...104.9 FM
WHTK...Rochester...1280 AM

Florida

WMEN...W. Palm Beach. 640 AM



WINNINGEST PRO SPORTS TEAMS SINCE 1994

PATRIOTS ARE WINNINGEST PRO SPORTS FRANCHISE SINCE 1994

Since the 1994 season, the Patriots have won 69.8 percent of their regular season games (268-116), which is the highest winning percentage in major American professional sports over that period. Since 1994, there have been 145 franchises that have fielded teams in the five major American sports leagues (NFL, MLB, NBA, NHL and MLS) and completed more than two full seasons of competition.

HIGHEST WINNING PERCENTAGE IN MAJOR AMERICAN PROFESSIONAL SPORTS, 1994-PRESENT

(Regular Season – Includes National Football League, Major League Baseball, National Basketball Association, National Hockey League and Major League Soccer)

Records updated through games of September 3, 2018

Rk.	Records since 1994	Lg.	W	L	T/OTL	PCT.
1	New England Patriots	NFL	268	116	0	0.698
2	San Antonio Spurs	NBA	1322	599	0	0.688
3	Pittsburgh Steelers	NFL	245	138	1	0.639
4	Detroit Red Wings	NHL	1026	533	259	0.636
5	Green Bay Packers	NFL	243	140	1	0.634
6	Denver Broncos	NFL	229	155	0	0.596
7	New Jersey Devils	NHL	944	627	247	0.587
8	New York Yankees	MLB	2318	1637	0	0.586
9	Indianapolis Colts	NFL	225	159	0	0.586
10	Dallas Stars	NHL	939	634	245	0.584
11	Philadelphia Flyers	NHL	909	617	279	0.581
12	Utah Jazz	NBA	1112	808	0	0.579
13	Seattle Sounders FC	MLS	149	99	76	0.577
14	Los Angeles Lakers	NBA	1105	815	0	0.576
15	St. Louis Blues	NHL	922	650	247	0.575
16	Oklahoma City/Seattle Thunder	NBA	1102	818	0	0.574
17	Pittsburgh Penguins	NHL	933	668	216	0.573
18	Houston Rockets	NBA	1099	821	0	0.572
19	Boston Bruins	NHL	902	645	271	0.571
20	San Jose Sharks	NHL	913	665	240	0.568
21	Washington Capitals	NHL	912	666	239	0.568
22	Miami Heat	NBA	1082	828	0	0.566
23	Colorado Avalanche/Quebec Nordiques	NHL	918	678	222	0.566
24	Philadelphia Eagles	NFL	213	169	1	0.557
25	Nashville Predators	NHL	739	568	207	0.556
26	Los Angeles Galaxy	MLS	325	244	155	0.556
27	Indiana Pacers	NBA	1063	856	0	0.554
28	Dallas Mavericks	NBA	1062	858	0	0.553
29	Atlanta Braves	MLB	2188	1768	0	0.553
30	Anaheim Ducks	NHL	876	688	254	0.552
31	Boston Red Sox	MLB	2184	1777	0	0.551
32	Minnesota Wild	NHL	652	520	188	0.549
33	Ottawa Senators	NHL	870	700	248	0.547
34	New York City FC	MLS	55	43	31	0.547
35	Chicago Blackhawks	NHL	854	697	258	0.543
36	Minnesota Vikings	NFL	208	175	1	0.543
37	Vancouver Canucks	NHL	860	704	254	0.543
38	Dallas Cowboys	NFL	208	176	0	0.542
39	Portland Trail Blazers	NBA	1040	880	0	0.542
40	St. Louis Cardinals	MLB	2143	1814	0	0.542
41	Baltimore Ravens	NFL	190	161	1	0.541
42	New York Rangers	NHL	872	724	222	0.541
43	Seattle Seahawks	NFL	207	176	1	0.540
44	Los Angeles Dodgers	MLB	2132	1827	0	0.539
45	Montreal Canadiens	NHL	853	718	247	0.537
46	Phoenix Suns	NBA	1021	899	0	0.532
47	Cleveland Indians	MLB	2101	1853	0	0.531
48	Toronto Maple Leafs	NHL	839	740	239	0.527
49	Kansas City Chiefs	NFL	202	182	0	0.526
50	Los Angeles Kings	NHL	828	735	255	0.526

NOTES: This analysis uses NFL rules when calculating winning percentage, counting ties as a half-win and a half-loss. For NHL teams, overtime losses (OTL) and ties from 2001-2004 (the NHL abolished ties in 2005-2006 and instituted a shootout system) are counted as ties when calculating winning percentage.

*The Miami Fusion were contracted following the 2001 MLS season.

HIGHEST WINNING PERCENTAGE AMONG BOSTON-AREA MAJOR PROFESSIONAL SPORTS TEAMS, 1994-PRESENT

(Rankings listed below are each team's overall ranking among the 145 major American pro sports teams)

Records updated through games of September 3, 2018

Rank	Team	Lg.	W	L	T/OTL	Pct.
1	New England Patriots	NFL	268	116	0	0.698
19	Boston Bruins	NHL	902	645	271	0.571
31	Boston Red Sox	MLB	2184	1777	0	0.551
68	Boston Celtics	NBA	975	944	0	0.508
104	New England Revolution	MLS	270	306	147	0.475