



# NEWS RELEASE

ONE COWBOYS WAY ★ FRISCO, TEXAS 75034 ★ P:972.497.4959 ★ WWW.DALLASCOWBOYS.COM

REGULAR SEASON GAME #6 - SUNDAY, OCTOBER 17, 2021  
DALLAS COWBOYS AT NEW ENGLAND PATRIOTS  
GILLETTE STADIUM - FOXBOROUGH, MA. - 3:25 P.M. (CDT)



**CBS SPORTS/CBS 11 DFW**  
Play-By-Play: Jim Nantz  
Analyst: Tony Romo  
Sideline Reporter: Tracy Wolfson



**KRMV-FM 107.5 Mega**  
Play-By-Play: Victor Villalba  
Analyst: Luis Perez



**KRLD-FM 105.3 THE FAN**  
Play-By-Play: Brad Sham  
Analyst: Babe Laufenberg  
Sideline Reporter: Kristi Scales



**COMPASS MEDIA (National)**  
Play-By-Play: Kevin Ray  
Analyst: Danny White

## PUBLIC RELATIONS CONTACTS

Rich Dalrymple .....972-497-4953 ....rdalrymple@dallascowboys.net  
Scott Agulnek.....972-497-4956 ..... sagulnek@dallascowboys.net  
Joe Trahan.....972-497-4552 .....jtrahan@dallascowboys.net  
Dave Abbruzese .....972-497-4355 .. dabbruzese@dallascowboys.net  
Emily Robbins.....972-497-4359 ..... erobbins@dallascowboys.net  
Whitney Faulkner.....972-497-4955 ..... wfaulkner@dallascowboys.net  
Bronte Hermesmeier.972-497-4252 .. bhermesmeier@dallascowboys.net

## QUICK FACTS:



DALLAS COWBOYS (4-1)  
AT  
NEW ENGLAND PATRIOTS (2-3)  
**Regular Season Series Record:**  
Dallas leads the series 7-6



**Last Meeting:**  
@ New England 13, Dallas 9, Nov. 24, 2019  
**Last Meeting in New England:**  
New England 13, Dallas 9, Nov. 24, 2019  
**Last Cowboys Win:**  
@ Dallas 12, New England 6, Dec. 15, 1996  
**Series Streak:**  
After Dallas won the first seven matchups,  
New England has won the last six.

## ★ COWBOYS PR ON TWITTER ★

The official Twitter account of the Dallas Cowboys Public Relations team (@DallasCowboysPR) will provide pertinent stats, information, transactions, game updates and more throughout the week and on gameday. Follow us for the most up-to-date info related to the Cowboys organization.

## ★ BY THE NUMBERS ★

9

Dallas has the longest active streak in the NFL with multiple takeaways, forcing two-or-more turnovers in nine straight contests. The streak is tied for the second-longest in team history.

105

The Dallas Cowboys record against opponents in the AFC is 105-84 since the NFL merger in 1970, the second-most wins and the highest winning percentage (.556) by an NFC club.

200

The Cowboys are one-of-two teams with multiple 200-yard rushing performances in 2021 (Cleveland, two games) and currently have a two-game streak that is tied for the longest in team history (eight previous occurrences).

## ★ THIS WEEK'S SCHEDULE ★

**Wednesday, Oct. 13**  
10:15 a.m. Coach McCarthy press conference (2M media)  
12:00 p.m. First portion of practice open  
1:30 p.m. Player availability

**Thursday Oct. 14**  
10:15 a.m. Coach McCarthy press conference (2M media)  
11:20 p.m. First portion of practice open  
1:30 p.m. Player availability

**Friday, Oct. 15**  
10:15 a.m. Coach McCarthy press conference (2M media)  
2:30 p.m. Player availability (virtual only)

**Saturday, Oct.16**  
Team travel to New England

**Sunday, Oct. 17**  
3:25 p.m. Dallas Cowboys at New England Patriots

## ★ DALLAS COWBOYS OMG ★

The Cowboys launched a new media website at [www.NFLOMG.com](http://www.NFLOMG.com). Please follow the link and click on the Cowboys logo to access the team's page. For access, please send an email request to [dcpr@dallascowboys.net](mailto:dcpr@dallascowboys.net).

The Cowboys NFL OMG site will contain the complete 2021 Media Guide, all weekly game notes and packets, player bios and rosters, Cowboys staff information and bios, weekly flip cards, a game tracker, all team and individual records and statistics, historical information, daily press releases and much more. The packets and media guide are updated weekly during the season and available in a PDF format for printing purposes. On gamedays, the site will host live statistics, updated player notes, postgame quotes and more. For guest access to the site, please use:

**username:** cowboysguest  
**password:** cowboys2021

## ★ TABLE OF CONTENTS ★

Radio and TV broadcast info .....	1
Dallas Cowboys media schedule .....	1
Dallas Cowboys OMG info .....	1
Cowboys PR contact info .....	1
Dallas Cowboys 2021 schedule .....	2
Dallascowboys.com .....	2
Cowboys Round Up Week 6 .....	3
NFC Defensive Player of the Month Graphic .....	4
What to watch for .....	5
Mike McCarthy Facts and Figures .....	6
2021 Coaching Staff .....	6
Mike McCarthy coaching record .....	7
Head coach bios .....	7
2021 NFL Draft .....	8
2021 free agency .....	8
Team Captains .....	8
Player highlights .....	9
Series history .....	9
AT&T Stadium stats and figures .....	10
A Championship Tradition .....	11
Pro Bowl Numbers .....	11
Individual Notes .....	12-35
Dak Prescott .....	12-18
Ezekiel Elliott .....	19-24
Tony Pollard .....	24
Amari Cooper .....	25-26
CeeDee Lamb/Wide Receivers .....	27-28
Offensive Notes .....	29-30
Micah Parsons .....	30
DeMarcus Lawrence/Pass Rush .....	31
Randy Gregory .....	31
Trevon Diggs .....	32-33
Defensive Notes .....	34
Greg Zuerlein .....	35
Special Teams Notes .....	35
2021 Regular Season Stats .....	36
2021 Defensive Stats .....	37
Unofficial Depth Chart .....	38
Pronunciation Guide .....	38
Coaching Staff .....	38
Alphabetical Roster .....	39
Numerical Roster .....	40
Positional Roster .....	41
How The Cowboys Were Built .....	42
Contract Status .....	42
Contract Analysis .....	43
When The Cowboys Were Built .....	44
Transactions by Date .....	45
Transactions by Player .....	46-47
Non Media Guide Bios .....	48-52

## ★ DALLAS COWBOYS 2021 SCHEDULE ★

The Cowboys schedule currently features five games that will be broadcast nationally in primetime, including two from AT&T Stadium. In addition to the two primetime games at AT&T Stadium - one on ESPN and one on NBC - and the club's annual Thanksgiving Day national appearance (this year on CBS), the Cowboys will make three national appearances in primetime on the road, one on NBC Thursday night, one on NBC's Sunday Night Football, and once on Thursday night on Fox/NFL Network/Amazon.

The Cowboys play five games against teams that qualified for the 2020 playoffs - Kansas City, New Orleans, Tampa Bay and Washington (twice). Additionally, for the 19th time in the organization's history, second consecutive, the Cowboys will open and close the season on the road. This will be fifth time in the last 11 years Dallas opens and closes the year away (2011, 2012, 2018, 2020).

This season marks the seventh time - second time in the last three seasons - that the Cowboys will face both Super Bowl participants from the previous season:

<b>Years</b>	<b>Teams</b>	<b>Years</b>	<b>Teams</b>
2021	KC and TB*	1995	SD and SF*
2019	LAR and NE*	1973	MIA* and WAS
2015	NE* and SEA	1970	KC* and MIN
2010	IND and NO*		

\* indicates Super Bowl champion

The NFL also introduced its expanded regular season in 2021 with a 17th game. This season pairs Dallas with its same place finisher from the AFC East (New England).

DATE	REGULAR SEASON (TV)	KICKOFF
Thurs., Sept. 9	@ Tampa Bay (NBC)	L, 29-31
Sun., Sept. 19	@ LA Chargers (CBS)	W, 20-17
<b>Mon., Sept. 27</b>	<b>PHILADELPHIA (ESPN)</b>	<b>W, 41-21</b>
<b>Sun., Oct. 3</b>	<b>CAROLINA (FOX)</b>	<b>W, 36-28</b>
<b>Sun., Oct. 10</b>	<b>N.Y. GIANTS (FOX)</b>	<b>W, 44-20</b>
Sun., Oct. 17	@ New England (CBS)	3:25 p.m.
Sun., Oct. 24	BYE	
Sun., Oct. 31	@ Minnesota (NBC)*	7:20 p.m.
<b>Sun., Nov. 7</b>	<b>DENVER (FOX)</b>	<b>Noon</b>
<b>Sun., Nov. 14</b>	<b>ATLANTA (FOX)</b>	<b>Noon</b>
Sun., Nov. 21	@ Kansas City (FOX)	3:25 p.m.
<b>Thurs., Nov. 25</b>	<b>LAS VEGAS (CBS)</b>	<b>3:30 p.m.</b>
Thurs., Dec. 2	@ New Orleans (FOX/NFLN/Amazon)**	7:20 p.m.
Sun., Dec. 12	@ Washington (FOX)	Noon
Sun., Dec. 19	@ N.Y. Giants (FOX)	Noon
<b>Sun., Dec. 26</b>	<b>WASHINGTON (NBC)*</b>	<b>7:20 p.m.</b>
<b>Sun., Jan. 2</b>	<b>ARIZONA (FOX)</b>	<b>Noon</b>
Sun. Jan. 9	@ Philadelphia (FOX)	Noon

**Home Games in BOLD**  
 Game times and television broadcasts are subject to change  
 \* Sunday night games in Weeks 5-17 subject to change, Week 18 game TBD  
 \*\* NFL Network and Amazon simulcast subject to change

## ★ DALLASCOWBOYS.COM ★



The Dallas Cowboys official website is your one-stop shop for all breaking news, analysis and opinion, along with unique X's and O's breakdown featured in written content, videos and radio podcasts. DallasCowboys.com offers the best collection of timely articles, press conferences and videos, combined with the best spot to purchase tickets and order merchandise from the Cowboys Pro Shop. From the latest news to the latest apparel, there is no better place to visit than DallasCowboys.com.

To view the latest press conferences featuring coaches, player interviews from daily locker room sessions, radio interviews with Cowboys front office executives and Dallas Cowboys game highlights, visit <https://www.dallascowboys.com/all-media/>



@dallascowboys



/dallascowboys



@dallascowboys



@dallascowboys



# Round Up

A look at this week's top storylines



Dallas Cowboys (4-1) at New England Patriots (2-3) • Sunday, Oct. 17, 2021 3:25 p.m. CDT

## Player Spotlight

### 7 TREVON DIGGS



★ Trevon Diggs is the second Cowboys defender to record an interception in each of the first five games of a season (Don Bishop, 1961). The longest INT streak to start a season in NFL history is six consecutive games, and Diggs became the 11th player ever to record a five-game streak with his pick against the N.Y. Giants:

#### Longest INT Streaks to Start a Season

Player	Season	INT Streak
Tom Landry, NYG	1951	6 Games
Barry Wilburn, Was	1987	6 Games
Brian Russell, Min	2003	6 Games
<b>Trevon Diggs, Dal*</b>	<b>2021</b>	<b>5 Games</b>
Don Bishop, Dal	1961	5 Games
Jerry Davis, Chi	1950	5 Games
Pete Jaquess, Hou	1964	5 Games
Carl Karilivacz, Det	1957	5 Games
Lemar Parrish, Was	1979	5 Games
Will Sherman, LAR	1955	5 Games
Bob Smith, Det	1949	5 Games

\*active streak

★ Trevon Diggs has a total of six interceptions through the first five games of the season. Diggs is just the fourth player since the NFL merger to tally six picks in the first five games of a season, joining Marcus Peters (six in 2016), Sam Washington (six in 1984) and Nate Wright (six in 1974).

## SCOUTING REPORT

**0** Dallas and Buffalo are the only teams yet to allow an opposing quarterback to record a 100.0 passer rating through five games in 2021.

**8** New England has scored a touchdown on eight-of-51 drives in 2021, a touchdown scoring efficiency of 15.7% that is tied for 30th in the NFL. Additionally, they are one-of-four teams to have yet to score a touchdown on drives that start at-or-inside their own 20-yard line.

**10** Dak Prescott leads all NFL passers with 10 touchdown tosses on blitz passing situations in 2021, posting a passer rating of 107.9 when pressured. The Patriots have held opposing quarterbacks to one passing score and a passer rating of 76.7 when blitzing this season.





# 7 TREVON DIGGS

*NFC Defensive Player of the Month for September*

TKL	INT	PBU
9	3	6

**PICK-SIX**  
**1**

---



---



- Diggs is the first defensive back and third player overall to win the award in Cowboys history.
- Diggs had three interceptions in the first three games of 2021 - first Cowboys defender since Everson Walls (1985).



## ★ WHAT TO WATCH FOR IN WEEK 6 ★

# 4

### DAK PRESCOTT

- \* Dak Prescott has thrown three-or-more touchdowns in three consecutive games. With three touchdown passes against New England, Prescott will become the first player in Cowboys history to record four straight three touchdown games.
- \* Prescott has recorded eight career 400-yard passing games, most in franchise history and tied with Carson Palmer for 10th all-time in league history. With one more 400-yard performance he would tie Eli Manning and Aaron Rodgers for eighth in NFL history.
- \* Prescott is second in the NFL with a 73.9% completion rate, which is the highest completion percentage in franchise history through the first five games of a season.

# 7

### TREVON DIGGS

- \* Trevon Diggs has intercepted a pass in each of the first five games of 2021, joining Don Bishop (1961) as the only players in team history to pick off a pass in each of the first five contests. With an interception on Sunday, Diggs would tie an NFL record at six consecutive games with an interception to start a season, joining Tom Landry (1951), Brian Russell (2003) and Barry Wilburn (1987).
- \* Trevon Diggs has nine interceptions in just 17 career games, becoming one-of-three cornerbacks in NFL history to record nine picks in his the first 17 games of a career and the first since former Cowboys cornerback Everson Walls recorded 11 interceptions through his first 17 games (1981-82).
- \* In addition to taking the ball away, Diggs has proven to be effective in coverage. According to *PFF*, Diggs has played the most coverage snaps (205) this season without allowing a touchdown. He has also allowed a league-low 38.9 passer rating against opposing quarterbacks, according to *PFF*.

# 19

### AMARI COOPER

- \* With a 100-yard performance against the N.Y. Giants, Amari Cooper would move into a tie for eighth in franchise history for the most 100-yard receiving games (12).
- \* Cooper, who has recorded 474 career receptions, is closing in on 500 catches in his seventh NFL season. The only other Cowboy to notch 500 receptions in his first seven seasons is Jason Witten, who caught 523 from 2003-09.

# 21

### EZEKIEL ELLIOTT

- \* Ezekiel Elliott has 1,498 career rushing attempts and needs three carries to surpass Don Perkins (1,500) for third in team history. Elliott would become the 15th player in NFL history to record 1,500 rushing attempts in the first 77 games of a career and the first since Clinton Portis had 1,566 carries through his first 77 games (2002-07).
- \* With one more receiving touchdown, Elliott will take sole possession of fourth in team history for the most career receiving touchdowns by a Cowboys running back (12), surpassing Timmy Newsome, Preston Pearson and Emmitt Smith.
- \* With a 100 scrimmage yard game against New England, Elliott would surpass Michael Irvin for sole possession of third place in team history with 48 games of 100-plus scrimmage yards.
- \* Elliott has rushed for 100 yards in back-to-back contests. With another 100-yard performance on Sunday, Elliott would post three straight games with 100 rushing yards for the first time since 2019 (10/30/19 - 11/4/19).

# 86

### DALTON SCHULTZ

- \* Dalton Schultz has caught six passes in four of the first five games of 2021, joining Jason Witten as the only tight ends in Cowboys history to tally at least six receptions in four of the first five games of a season. Witten did this three times in his career, most recently in 2011.

# 88

### CEEDEE LAMB

- \* CeeDee Lamb, who has 98 career receptions in 21 games, can tie Herschel Walker as the fastest player in team history to reach 100 career receptions at 22 games.



### DALLAS COWBOYS

- \* The Cowboys have posted 200 team rushing yards in back-to-back games for the ninth time in team history and the first since 2019. With 200 yards on the ground against New England, the 2021 Cowboys would set a franchise record for the most consecutive 200-yard rushing games (three).
- \* Dallas has notched multiple takeaways in nine consecutive games, dating back to Week 14 of 2020, which is the longest active streak in the NFL. With two-or-more takeaways on Sunday, it would tie a franchise record for consecutive games with multiple takeaways (10). The only other times this happened was in 1970-71 & 1976-77.
- \* Dallas has intercepted 10 passes through the first five games of 2021, tied for seventh-most through the first five games in team history and the most since the 2007 Cowboys picked off 10 passes in the first five games.
- \* The Cowboys have not started 5-1 since 2016 when the team finished the regular season 13-3 and advanced to the NFC Divisional Round of the playoffs.

# MIKE McCARTHY

Head Coach  
2020-21



## ★ WINNING HEAD COACH ★

The Dallas Cowboys named Mike McCarthy the ninth head coach in franchise history on Jan. 5, 2020. Along with 13 years of head coaching experience and 13 additional years as an assistant coach in the NFL, McCarthy came to Dallas with a 125-77-2 regular season coaching record - all with the Green Bay Packers (2006-18).

After a 6-10 record in 2020 and a 4-1 start to 2021, he owns the sixth-most wins (29th all-time) and eighth-highest winning percentage among qualifying active NFL coaches. His teams have qualified for the postseason nine times, won six NFC North Division titles, made four NFC Championship Game appearances and took home a Super Bowl XLV championship.

### Most Regular Season Wins by Active Head Coach

Coach	Years	Won	Loss	Tied	Pct
Bill Belichick.....	1991-2021	282	139	0	.670
Andy Reid.....	1999-2021	223	133	1	.626
Pete Carroll.....	1994-2021	147	97	1	.602
Mike Tomlin.....	2007-2021	147	81	1	.644
Sean Payton.....	2006-2021	146	83	0	.638
<b>Mike McCarthy.....</b>	<b>2006-2021</b>	<b>135</b>	<b>88</b>	<b>2</b>	<b>.604</b>
John Harbaugh.....	2008-2021	133	80	0	.625

## ★ 2021 COACHING STAFF ★

**Mike McCarthy** ..... Head Coach  
Rob Davis..... Asst. Head Coach

Kellen Moore..... Offensive Coordinator  
Joe Philbin..... Offensive Line  
Jeff Blasko..... Asst. Offensive Line  
Adam Henry..... Wide Receivers  
Lunda Wells..... Tight Ends  
Skip Peete..... Running Backs  
Doug Nussmeier..... Quarterbacks  
Chase Haslett..... Quality Control - Offense

Dan Quinn..... Defensive Coordinator  
Aden Durde..... Defensive Line  
Leon Lett..... Asst. Defensive Line  
Scott McCurley..... Linebackers  
George Edwards..... Senior Defensive Assistant  
Joe Whitt Jr..... Passing Game Coord./Secondary  
Al Harris..... Defensive Backs  
Cannon Matthews..... Quality Control - Defense

John Fassel..... Special Teams Coordinator  
Matt Daniels..... Asst. Special Teams

Scott Tolzien..... Coaching Assistant

Harold Nash Jr..... Strength and Conditioning Coordinator  
Kendall Smith..... Asst. Strength and Conditioning  
Cedric Smith..... Asst. Strength and Conditioning

Ryan Feder..... Quality Control/Analytics  
Justin Rudd..... Video/Analytics  
Eric Simonelli..... Quality Control/Analytics  
Kyle Valero..... Quality Control/Analytics

## ★ TEAM RANKINGS ★

In 2021 Mike McCarthy has helped guide the Cowboys team to key finishes in several areas:

- 1st** Net Yards-Per-Game (439.6)
- 2nd** Completion Percentage (74.1%)
- 3rd** Explosive Plays (10+ Yds - 82)
- 3rd** TD Scoring Efficiency (34.5%)
- 2nd** Third Down Conversions (51.6%)

---

- 12** Takeaways - second in the NFL

## ★ McCARTHY'S RECORD WHEN... ★

Below is a look at McCarthy's head coaching record under several different circumstances:

Regular season.....	135-88-2
Postseason.....	10-8
Overall.....	145-96-2

	Regular	Post
September.....	32-18-1	
October.....	35-18	
November.....	26-32-1	
December.....	38-19	
January.....	4-2	9-8
February.....		1-0
Playing at home.....	80-31-2	5-3
Playing on the road.....	54-57	5-5
Playing at AT&T Stadium.....	8-4	2-0
Playing in prime time.....	30-32	3-1
Thursday.....	10-7	
Saturday.....	1-1	3-2
Sunday.....	115-69-2	7-6
Monday.....	9-10	
Tuesday.....	0-1	
Playing against the NFC East.....	19-14	5-2
Playing against the NFC.....	101-61-2	9-8
Playing against the AFC.....	32-24	1-0
Playing on grass surface.....	100-52-2	7-6
Playing on artificial surface.....	35-36	3-2
Post Bye.....	10-4	
Post Bye Home.....	4-1	
Post Bye Road.....	6-3	
When scoring 30-plus points.....	78-8	6-2
When team scores first.....	94-34-2	4-2
When team leads at halftime.....	106-21-1	9-2

# ★ McCARTHY'S HEAD COACHING RECORD AND COACHING EXPERIENCE ★

Year	Team	Regular Season				Result	Postseason			Result	McCarthy vs. NFL				
		W	L	T	Pct.		W	L	Pct.		Team	W	L	T	PCT.
2006	Green Bay.....	8	8	0	.500	2nd NFC North					Arizona	3	3	0	0.500
2007	Green Bay.....	13	3	0	.813	1st NFC North	1	1	.500	NFC Championship Game	Atlanta	4	4	0	0.500
2008	Green Bay.....	6	10	0	.375	3rd NFC North					Baltimore	2	2	0	0.500
2009	Green Bay.....	11	5	0	.688	2nd NFC North	0	1	.000	Wild Card Game	Buffalo	2	2	0	0.500
2010	Green Bay.....	10	6	0	.625	2nd NFC North	4	0	1.000	Super Bowl XLV	Carolina	4	3	0	0.571
2011	Green Bay.....	15	1	0	.938	1st NFC North	0	1	.000	Divisional Game	Chicago	18	7	0	0.720
2012	Green Bay.....	11	5	0	.688	1st NFC North	1	1	.500	Divisional Game	Cincinnati	2	2	0	0.500
2013	Green Bay.....	8	7	1	.531	1st NFC North	0	1	.000	Wild Card Game	Cleveland	3	1	0	.750
2014	Green Bay.....	12	4	0	.750	1st NFC North	1	1	.500	NFC Championship Game	Dallas	5	3	0	0.625
2015	Green Bay.....	10	6	0	.625	2nd NFC North	1	1	.500	Divisional Game	Denver	2	1	0	0.667
2016	Green Bay.....	10	6	0	.625	1st NFC North	2	1	.667	NFC Championship Game	Detroit	18	7	0	0.720
2017	Green Bay.....	7	9	0	.438	3rd NFC North					Houston	2	1	0	0.667
2018	Green Bay.....	4	7	1	.375						Indianapolis	1	2	0	0.333
2020	Dallas.....	6	10	0	.375	3rd NFC East					Jacksonville	2	1	0	0.667
2021	Dallas.....	4	1	0	.800						Kansas City	2	1	0	0.667
<b>Totals</b>		<b>135</b>	<b>88</b>	<b>2</b>	<b>.604</b>		<b>10</b>	<b>8</b>	<b>.556</b>		LA Chargers	4	0	0	1.000
											LA Rams	5	3	0	0.625
											Miami	3	1	0	0.750
											Minnesota	16	9	2	0.640
											New England	1	3	0	0.250
											New Orleans	2	4	0	0.333
											NY Giants	6	3	0	0.667
											NY Jets	2	1	0	0.667
											Oakland	3	0	0	1.000
											Philadelphia	6	3	0	0.667
											Pittsburgh	0	4	0	0.000
											San Francisco	6	2	0	0.750
											Seattle	5	5	0	0.500
											Tampa Bay	3	3	0	0.500
											Tennessee	1	2	0	0.333
											Washington	2	5	0	0.285
											<b>Totals</b>	<b>135</b>	<b>88</b>	<b>2</b>	<b>0.604</b>

Year	Position, Team
1987-88.....	Graduate Assistant, Fort Hays State
1989-91.....	Graduate Assistant, Pittsburgh
1992.....	Wide Receivers, Pittsburgh
1993-94.....	Offensive Quality Control, Kansas City Chiefs
1995-98.....	Quarterbacks, Kansas City Chiefs
1999.....	Quarterbacks, Green Bay Packers
2000-04.....	Offensive Coordinator, New Orleans Saints
2005.....	Offensive Coordinator, San Francisco 49ers
2006-18.....	Head Coach, Green Bay Packers
2020-21.....	Head Coach, Dallas Cowboys

## ★ HEAD COACHES ★

### MIKE McCARTHY (135-88-2, 15th Year, 10-11 with Dallas)

The Dallas Cowboys named Mike McCarthy the ninth head coach in franchise history on Jan. 8, 2020, handing the reigns of the team to an innovative offensive mind with a championship pedigree.

McCarthy has 14 years of head coaching experience – 13 with Green Bay and one with Dallas – along with 13 years as an assistant coach in the NFL, including six as an offensive coordinator.

As a head coach, McCarthy has racked up a 135-88-2 regular season coaching record, and he owns the sixth-most wins (27th all-time) among active NFL coaches. His teams have qualified for the postseason nine times, won six NFC North Division titles, made four NFC Championship Game appearances and took home a Super Bowl XLV championship held at AT&T Stadium in Arlington, Texas, following the 2010 NFL season.

In his first season with the Cowboys, McCarthy's plan to install a new culture in Dallas was halted by the COVID-19 pandemic. Due to COVID protocols, McCarthy's first offseason with the Cowboys included no in-person meetings or practices. When the 2020 season came around, McCarthy's challenges continued. He watched his franchise quarterback Dak Prescott suffer a devastating season-ending injury in Week 5, along with having to implement eight different starting offensive line combinations due to injuries up front. Despite the hurdles, the 2020 Dallas Cowboys were in position to win the NFC East entering Week 17 but came up just short.

During his time in Green Bay, McCarthy was known as a prolific offensive mind and the primary play-caller for the Packers. McCarthy's offense finished fourth in the NFL in total offense and third in points-per-game through his 14-year stint with the club.

McCarthy is only the fourth head coach in NFL history to lead a single franchise to eight or more consecutive playoff appearances, joining Tom Landry, Chuck Noll and Bill Belichick. Those eight appearances from 2009-16 were more than the rest of the NFC North Division combined over that span (Minnesota, three; Detroit, three; Chicago, one).

McCarthy's nine playoff appearances overall are the most by a Packers coach since the NFL postseason began in 1933, and he guided the Packers to a franchise-record fourth consecutive division title in 2014. With the victory over Dallas in the 2016 playoffs, McCarthy surpassed Vince Lombardi and Mike Holmgren for the most playoff victories in team history (10).

### BILL BELICHICK (282-139, 27th Year, 246-95 with NE)

Bill Belichick, one of the most accomplished coaches in NFL history, is in his 22nd season as head coach of the New England Patriots. Belichick accepted the job on Jan. 27, 2000, with a franchise that previously had no Super Bowl championships.

Belichick is the only head coach in league history to win six Super Bowl titles. Belichick won his last Super Bowl in 2018, joining George Halas and Curly Lambeau as the only NFL coaches with six championships. Belichick has also won nine conference championships, 17 AFC East crowns and won at least 11 regular season games 17 different times in his head coaching career, extending his NFL record in all categories.

Belichick entered 2021 with the most wins among all active coaches and recently became the third coach in NFL history to reach 300 total victories (regular season and postseason). His winning percentage of .669 ranks third in NFL history among coaches with at least 150 wins. He led the Patriots to a winning record for 19 consecutive seasons (2001-19) before a 7-9 record in 2020 broke the streak. The only other head coach with more consecutive winning seasons was Tom Landry, who recorded 20 consecutive winning seasons with the Cowboys from 1966-85. Belichick has notched 31 postseason wins in his career, most by a head coach in league history.

In his 47th season, Belichick holds the NFL mark for most consecutive seasons as an NFL coach. Belichick began his coaching career as a staff assistant with the Baltimore Colts in 1975 after graduating from Wesleyan University. He was named special assistant to Head Coach Ted Marchibroda at the age of 23. The following season, Belichick joined the Detroit Lions as an assistant special teams coach. In 1977 he was promoted to the tight ends and receivers coach for Detroit. After two seasons with Detroit, Belichick became the assistant special teams coach and assistant to defensive coordinator Joe Collier for the Denver Broncos.

He spent 12 seasons with the New York Giants (1979-90) before becoming head coach of the Cleveland Browns from 1991-95. He then joined the Patriots as assistant head coach/secondary coach under Bill Parcells for the 1996 season and left for the New York Jets the following season for the same title, where he served for three seasons. Belichick returned to New England in 2000 as head coach and turned the Patriots into the winningest NFL franchise of the 21st century thus far.

## ★ 2021 DRAFT PICKS ★

The Dallas Cowboys had 11 total picks in the 2021 NFL Draft. Below is a snapshot of Dallas' 2021 Draft Class:

### 2021 Draft Choices

RND. (#)	PLAYER	POS.	COLLEGE
1. (12)	Micah Parsons	LB	Penn State
2. (44)	Kelvin Joseph	CB	Kentucky
3. (75)	Osa Odighizuwa	DT	UCLA
3. (84)	Chauncey Golston	DE	Iowa
3. (99)	Nahshon Wright	CB	Oregon State
4. (115)	Jabril Cox	LB	Louisiana State
4. (138)	Josh Ball	T	Marshall
5. (179)	Simi Fehoko	WR	Stanford
6. (192)	Quinton Bohanna	DT	Kentucky
6. (227)	Israel Mukuamu	S	South Carolina
7. (238)	Matt Farniok	G	Nebraska

All 11 of Dallas' draft picks made the initial 53-man roster (Kelvin Joseph and Josh Ball were placed on Reserve/Injured after making the initial 53), the second-consecutive year that Dallas had all its draft choices make the team out of training camp, and the eighth time since 1989.

The Cowboys did not have a rookie free agent player from 2021 make the initial roster, the first time there have been no undrafted free agents make the team since 2016.

## ★ NFC EAST STANDINGS ★

Team	W	L	T	Home	Road	Div.	Con.	PF	PA
<b>Dallas</b> .....	<b>4</b>	<b>1</b>	<b>0</b>	<b>3-0</b>	<b>1-1</b>	<b>2-0</b>	<b>3-1</b>	<b>170</b>	<b>117</b>
Washington .....	2	3	0	1-2	1-1	1-0	2-1	123	155
Philadelphia .....	2	3	0	0-2	2-1	0-1	2-2	115	124
New York .....	1	4	0	0-2	1-2	0-2	1-3	103	139

## ★ DALLAS VS. AFC ★

The Dallas Cowboys record against opponents in the AFC is 105-84 since the NFL merger in 1970, the second-most wins and the highest winning percentage (.556) by an NFC club. Dallas is 1-0 against the AFC in 2021 after defeating the LA Chargers 20-17 on the road in Week 2.

### NFC Team With Most Wins Vs. AFC - Since NFL Merger

Team	W	L	T	Win%
San Francisco .....	106	89	0	.544
<b>Dallas</b> .....	<b>105</b>	<b>84</b>	<b>0</b>	<b>.556</b>
Philadelphia .....	103	84	3	.550
St. Louis/LA Rams .....	99	95	0	.510
Minnesota .....	96	96	0	.500

\*Seattle has 185 wins against AFC since 1970, but the team was a member of the AFC from 1977-2001.

## ★ 2021 TEAM CAPTAINS ★

The Dallas Cowboys select three team captains weekly throughout the season, as chosen by the team prior to that week's game. Below are the captains from each week of the 2021 season:

### 2021 Dallas Cowboys Captains

Week 1 - at Tampa Bay	Week 2 - at LA Chargers
Offense ..... Dak Prescott	Offense ..... Tyron Smith
Defense ..... Randy Gregory	Defense ..... Dorance Armstrong
Special Teams .... Darian Thompson	Special Teams .. Cedrick Wilson
Week 3 - vs. Philadelphia	Week 4 - vs. Carolina
Offense ..... Ezekiel Elliott	Offense ..... Zack Martin
Defense ..... Damontae Kazee	Defense ..... Jaylon Smith
Special Teams .... Corey Clement	Special Teams ..... Luke Gifford
Week 5 - vs. N.Y. Giants	
Offense ..... CeeDee Lamb	
Defense ..... Jourdan Lewis	
Special Teams .... Noah Brown	

## ★ 2021 FREE AGENCY ★

At the end of the 2020 season, the Dallas Cowboys had 22 players slotted for free agency - 17 unrestricted, four restricted and one exclusive rights. The Cowboys added eight free agents from other teams in 2021 free agency - which represents the most signings by the Cowboys in any year of free agency since its inception in 1994. Dallas also lost eight of its own free agents to other teams, while signing back six. Below is a list of Dallas' free agent re-signings, additions and losses:

### Free Agent Re-signings (8)

Noah Brown .....	WR
Ron Dell Carter .....	DT
C.J. Goodwin .....	CB
Jourdan Lewis .....	CB
Dak Prescott .....	QB
Malik Turner .....	WR
Cedrick Wilson (RFA) ....	WR
Antwaun Woods (RFA) ...	DT

### Free Agent Losses (8)

Chidobe Awuzie (Cin)....	CB
Blake Bell (KC).....	TE
Andy Dalton (Chi).....	QB
Cam Erving (Car) .....	T
Greg Senat (Cle).....	T
Aldon Smith (Sea).....	DE
Joe Thomas (Hou).....	LB
Xavier Woods (Min).....	FS

### Free Agent Additions (8)

Tarrell Basham.....	DE
Damontae Kazee.....	FS
Jake McQuaide.....	LS
Keanu Neal.....	S/LB
Ty Nsekhe.....	T
Jeremy Sprinkle.....	TE
Brent Urban.....	DT
Carlos Watkins.....	DT

The Cowboys previous high for free agent signings was seven in 2012, and the most players they've lost in free agency was 11 in 1995 and 2017:

### Most Free Agent Additions

<b>2021</b> .....	<b>8</b>
2012 .....	7
2006 .....	6
2003 .....	6

### Most Free Agent Losses

1995 .....	11
2017 .....	11
<b>2021</b> .....	<b>8</b>
2020 .....	8
2015 .....	8
1994 .....	8

## ★ WINNING TRADITION ★

The Dallas Cowboys currently own the league's second-highest all-time regular season winning percentage by current NFL teams:

### Highest Win Percentage - NFL Regular Season

Team	W	L	T	Pct.
Green Bay .....	773	578	38	.572
<b>Dallas</b> .....	<b>530</b>	<b>399</b>	<b>6</b>	<b>.571</b>
Baltimore .....	229	175	1	.567
Chicago .....	780	601	42	.565
New England .....	521	407	9	.561

\* Since 1972, ties have been calculated as half-win and half loss. Prior to 1972 tie games were ignored in calculating a team's winning percentage. Ties since 1972: Dallas (0), Chicago (1), Green Bay (6).

## ★ 2020/2021 STAT COMPARISON ★

(Dallas League Ranking)

	2021	2020
Record .....	4-1	6-10
Scoring Avg. (NFL rank) .....	34.0 (2)	24.7 (17)
Opp. Scoring Avg. (NFL rank).....	23.4 (15)	29.6 (28)
Total Off. (NFL rank).....	439.6 (1)	371.8 (14)
Rushing Off. (NFL rank).....	172.8 (2)	111.8 (17)
Passing Off. (NFL rank).....	266.8 (10)	260.1 (8)
Total Def. (NFL rank).....	390.4 (25)	386.4 (23)
Rushing Def. (NFL rank).....	79.4 (5)	158.8 (31)
Passing Def. (NFL rank).....	311.0 (31)	227.6 (11)
Kickoff Return Avg. ....	21.3 (16)	26.1 (3)
Punt Return Avg. ....	8.8 (14)	9.1 (13)
Turnover Margin .....	+7 (2)	-3 (21)
Penalties.....	35	96
Penalty Yards .....	276	849



## ★ PLAYER HIGHLIGHTS ★

### Amari Cooper - WR

Tallied three receptions for 28 yards and a touchdown in two games against the Patriots - one with Oakland and one with Dallas.

### Ezekiel Elliott - RB

Amassed 126 scrimmage yards (86 rushing and 40 receiving) in one career game at New England (11/24/19).

### Malik Hooker - S

In 2018, recorded a career-high 12 tackles against the Patriots while with Indianapolis.

### Dak Prescott - QB

In his lone start against New England, completed 19-of-33 passes (57.6%) for 212 yards and an interception. The Patriots are only one-of-five NFL teams that Prescott has not thrown a touchdown against.

### Keanu Neal - LB

Recorded 10 tackles and a pass breakup in one game with Atlanta (10/22/17).

### Bryan Anger - P

In five games against the Patriots - two with Jacksonville, one with Tampa Bay and two more with Houston - punted the ball 23 times for 1,088 yards (47.3 avg.) with 10 downed inside the 20. His career-high in gross average was against the Pats as a rookie (56.3, 12/23/12).

## ★ OPPONENT 17 ★

Beginning in 2021 each team is playing a 17 regular season game schedule for the first time, marking the first change to the season structure since the 1978 campaign ushered in an era of 16 regular season and four preseason games.

The 17th game features teams from opposing conferences that finished in the same place within their division the previous season. The AFC was determined to be the home conference for the 17th game in 2021, meaning the Dallas Cowboys will face the New England Patriots in Foxborough as their added opponent this season.

## ★ SERIES HISTORY ★

Dallas and New England have squared off 13 times with Dallas holding a 7-6 advantage. Dallas won the first seven meetings of the series before New England took the last six. Below is a brief look into each game of the series:

Date	Loc.	W/L	Score	Date	Loc.	W/L	Score
10/24/71	Dal	W	44-21	12/5/99	NE	L	6-13
11/16/75	NE	W	34-31	11/16/03	NE	L	0-12
12/3/78	Dal	W	17-10	10/14/07	Dal	L	27-48
9/21/81	NE	W	35-21	10/16/11	NE	L	16-20
11/22/84	Dal	W	20-17	10/11/15	Dal	L	6-30
11/15/87	NE	W(OT)	23-17	11/24/19	NE	L	9-13
12/15/96	Dal	W	12-6				

## ★ 2021 STAT COMPARISON ★

(league ranking)

	Cowboys	Patriots
Record	4-1	2-3
Scoring Avg. (NFL rank)	34.0 (2)	19.2 (26)
Opp. Scoring Avg. (NFL rank)	23.4 (15)	18.4 (5)
Total Off. (NFL rank)	439.6 (1)	319.8 (26)
Rushing Off. (NFL rank)	172.8 (2)	111.0 (14)
Passing Off. (NFL rank)	266.8 (10)	206.6 (5)
Total Def. (NFL rank)	390.4 (25)	317.6 (5)
Rushing Def. (NFL rank)	79.4 (5)	122.8 (20)
Passing Def. (NFL rank)	311.0 (31)	259.3 (20)
Kickoff Return Avg.	21.3 (16)	21.1 (17)
Punt Return Avg.	8.8 (14)	8.9 (13)
Turnover Margin	+7 (2)	-3 (25t)
Penalties	35	31
Penalty Yards	276	272

## ★ ALL-TIME STAT COMPARISON ★

This week's matchup marks the 14th regular season game between Dallas and New England. Below is a brief look into the stats of the series:

### TEAM TOTALS

	Cowboys	Patriots
Wins.....	7	6
Points.....	249	259
Total Net Yards .....	4,299	4,129
Net Rushing Yards .....	1,564	1,394
Net Passing Yards .....	2,735	2,735

### SINGLE-GAME TEAM-HIGHS

	Cowboys	Patriots
Points.....	44 10/24/71	48 10/14/07
Total Net Yards .....	455 9/21/81	448 10/14/07
Net Rushing Yards.....	237 9/21/81	213 12/3/78
Net Passing Yards.....	300 10/16/11	373 10/14/89

### SINGLE-GAME INDIVIDUAL HIGHS

	Cowboys	Patriots
<b>Passing Yards</b>		
331 - T. Romo 10/16/11		388 - T. Brady 10/14/07
<b>Rushing Yards</b>		
173 - H. Walker 11/15/87		112 - C. James 11/22/84
<b>Receiving Yards</b>		
125 - T. Hill 11/22/84		136 - D. Stallworth 10/14/07

## ★ INSIDE THE SERIES HISTORY ★

The Dallas Cowboys and New England Patriots have faced off 13 times. Dallas holds a 7-6 series advantage. The Cowboys won the first seven contests and lost the previous six.

### In the 13 games of the series there has been:

- \* A seven-game win streak by Dallas
- \* A current six-game win streak by New England
- \* Two double-digit wins by Dallas
- \* Three double-digit losses by Dallas
- \* Eight games decided by a touchdown-or-less
- \* Six games decided by six points-or-less
- \* One shutout - a 12-0 New England win (11/16/03)
- \* A 23-point win by Dallas - largest Cowboys win (10/24/71)
- \* A 24-point loss by Dallas - largest Cowboys loss (10/11/15)
- \* Dallas scoring an average of 26 points in wins
- \* A 3-4 Cowboys record in games played in New England
- \* Dallas scoring 123 points and allowing 127 when playing the Patriots on the road
- \* One Sunday night game, one Monday night game and a Thanksgiving Day game

## ★ DATING GAME ★

This week's game at New England is being played on Oct. 17. In the 61-plus years of Dallas Cowboys football, there have been six Oct. 17 games. The Cowboys hold a 1-5 record when playing on Oct. 17. Dallas' first-ever Oct. 17 game came in 1965. Its last Oct. 17 game was in 2010.

Date	Opp/ Loc.	Dal W/L	Score	Date	Opp/ Loc.	Dal W/L	Score
10/17/65	@Cle	L	17-23	10/17/93	SF	W	26-17
10/17/71	NO	L	14-23	10/17/04	Pit	L	20-24
10/17/76	@STL	L	17-21	10/17/10	@Min	L	21-24

## ★ FIRST TIME, LAST TIME ★

The first time these two clubs met was the first-ever game at Texas Stadium on Oct. 24, 1971. Dallas earned the first win in the new stadium with a 44-21 decision in front of 65,708 fans.

The last time these two teams met was Nov. 24, 2019, when a rain storm swept across Gillette Stadium and the Patriots held the Cowboys top-ranked offense without a touchdown during a 13-9 win.

## ★ HOME IS WHERE THE TDS ARE ★

Ezekiel Elliott has not gone hungry in the home confines of AT&T Stadium since he entered the league in 2016, scoring 31 touchdowns (26 rushing, five receiving) in 39 games. His 31 touchdowns are tied for second by any player in his home venue since 2016:

### Most Touchdowns at Home Since 2016

Player	Gms	RushTD	RecTD	RetTD	TotTD
Alvin Kamara .....	32	20	12	0	32
Todd Gurley .....	36	28	3	0	31
<b>Ezekiel Elliott.....</b>	<b>39</b>	<b>26</b>	<b>5</b>	<b>0</b>	<b>31</b>
Aaron Jones.....	28	23	6	0	29
Derrick Henry.....	41	26	1	0	27
Davante Adams.....	37	0	27	0	27
DeAndre Hopkins.....	41	0	27	0	27

Overall, Dallas has scored 140 touchdowns in 43 games at home versus 99 touchdowns in 42 games on the road since 2016. Dallas' 140 home touchdowns rank second in the NFL over that span:

### Most Overall Touchdowns at Home Since 2016

Team	Games	TD	TD/G	Pts/G
New Orleans .....	42	155	3.69	31.0
<b>Dallas .....</b>	<b>43</b>	<b>140</b>	<b>3.26</b>	<b>28.4</b>
Seattle.....	42	139	3.31	27.2
Pittsburgh.....	43	133	3.09	26.8
Tennessee.....	42	131	3.12	25.5
Kansas City.....	43	131	3.05	26.8
Tampa Bay.....	43	131	3.05	24.8

## ★ HOME COOKING ★

Since AT&T Stadium opened in 2009, Dallas has posted a 56-43 regular season record at home. However, since 2016, the Cowboys have utilized their home field advantage, going 29-14 at AT&T Stadium, which ranks seventh. Dallas finished 4-4 in 2020 and is 3-0 at home in 2021.

### NFL Team Home Wins Since 2016

Team	Games	W	L	T	Win %
Green Bay.....	42	31	10	1	.750
Kansas City.....	43	31	12	0	.721
New England.....	43	31	12	0	.721
Baltimore.....	42	31	11	0	.738
New Orleans.....	42	30	12	0	.714
Pittsburgh.....	43	30	13	0	.698
<b>Dallas .....</b>	<b>43</b>	<b>29</b>	<b>14</b>	<b>0</b>	<b>.674</b>
Seattle.....	41	28	13	0	.683
Minnesota.....	43	28	15	0	.651

## ★ TOP PERFORMANCES ★

Below are the top individual performances in several offensive categories at AT&T Stadium since it opened in 2009.

Cowboys		Opponents	
<b>Passing Yards.....</b>	T. Romo (506)	E. Manning, NYG (450)	
<b>Passing TDs.....</b>	T. Romo (5)	M. Flynn, GB (4)	
<b>Rushing Yards.....</b>	D. Murray (253)	B. Brown, Phi (169)	
<b>Rushing TDs.....</b>	D. Murray, (3)	A. Jones, GB (4)	
	D. Prescott (3)		
	J. Randle (3)		
<b>Receiving Yards.....</b>	A. Cooper (226)	D. Jackson, Phi (210)	
<b>Receiving TDs.....</b>	A. Cooper (3)	V. Cruz, NYG (3)	
	M. Gallup (3)		

## ★ AT&T STADIUM RECORD... ★

In 2018 the Dallas Cowboys reached a milestone with their 10th season in what is now AT&T Stadium. The Cowboys finished that regular season 7-1 record at home - tied with the 2016 team for the most wins and best record in a single season all-time at AT&T Stadium. The Cowboys are 3-0 in 2021 after going 4-4 in 2020.

Dallas' first game at the venue was on Sept. 20, 2009 - a 31-33 loss to the N.Y. Giants. The club's first win came a week later with a 21-7 decision over Carolina. Overall, Dallas owns a 56-43 regular season record - 3-1 postseason - and a 59-44 overall mark at home in AT&T Stadium. Below is a breakdown of the club's record on their home turf:

Regular season .....	56-43
Postseason .....	3-1
Overall .....	59-44

	Regular	Post
September .....	15-5	
October .....	12-14	
November .....	15-14	
December .....	12-9	
January .....	2-1	3-1
Playing at noon .....	18-9	
Playing at 3:30 .....	21-21	1-1
Playing in prime time.....	17-13	2-0
Thursday .....	6-7	
Saturday.....	0-2	2-0
Sunday.....	46-29	1-1
Monday.....	4-5	
Fully closed stadium .....	34-25	3-1
Fully open stadium.....	11-11	
Roof open, doors closed .....	2-5	
Roof closed, doors open .....	9-2	
Playing against the NFC East.....	23-15	1-0
Playing against the NFC (non-NFC East).....	20-17	2-1
Playing against the AFC.....	13-11	

Team-by-team							
Team	W	L	Pct	Team	W	L	Pct
Arizona.....	0	2	.000	New England.....	0	1	.000
Atlanta.....	2	1	.667	New Orleans.....	2	2	.500
Baltimore.....	1	0	1.000	N.Y. Giants.....	8	5	.615
Buffalo.....	1	1	.500	N.Y. Jets.....	0	1	.000
Carolina.....	2	1	.667	Oakland.....	2	0	1.000
Chicago.....	1	2	.333	Philadelphia.....	7	6	.538
Cincinnati.....	1	0	1.000	Pittsburgh.....	1	1	.500
Cleveland.....	1	1	.500	San Francisco.....	1	1	.500
Denver.....	0	1	.000	Seattle.....	2	2	.500
Detroit.....	3	1	.750	Tampa Bay.....	3	0	1.000
Green Bay.....	0	3	.000	Tennessee.....	0	2	.000
Houston.....	1	0	1.000	Washington.....	8	4	.667
Indianapolis.....	1	0	1.000				
Jacksonville.....	1	1	.500				
Kansas City.....	1	0	1.000				
LA Chargers.....	0	2	.000				
LA Rams.....	3	1	.750				
Miami.....	2	0	1.000				
Minnesota.....	1	1	.500				

### Postseason

Detroit.....	1	0	1.000
Green Bay.....	0	1	.000
Philadelphia.....	1	0	1.000
Seattle.....	1	0	1.000

The Cowboys 7-1 home mark in 2018 tied the 2016 team for the best home record by a Cowboys team since the stadium opened in 2009:

### Most Single Season Wins at AT&T Stadium - Dallas Cowboys


Season	Wins	Consec. Wins	Home Record
2016.....	7	7	7-1
2018.....	7	4	7-1
2009.....	6	5	6-2
2011.....	5	4	5-3
2019.....	5	2	5-3
2013.....	5	3	5-3

# 390.1      26.9      7.92

Dallas' offense has averaged 390.1 yards-per-game at AT&T Stadium - third-most at home since 2009.

The Cowboys have scored 26.9 points-per-game at home since moving into AT&T Stadium - fourth in the NFL.

Dallas has averaged 7.92 yards-per-play at home since 2009, second in the NFL behind New Orleans (8.0).



# ★ THE DALLAS COWBOYS - A CHAMPIONSHIP TRADITION ★

## SUPER BOWL CHAMPIONSHIPS

New England Patriots.....	6
Pittsburgh Steelers.....	6
<b>DALLAS COWBOYS .....</b>	<b>5</b>
San Francisco 49ers.....	5
Green Bay Packers .....	4
New York Giants.....	4
Denver Broncos.....	3
Oakland Raiders.....	3
Washington Redskins.....	3

## SUPER BOWL APPEARANCES

New England Patriots.....	11
<b>DALLAS COWBOYS .....</b>	<b>8</b>
Pittsburgh Steelers.....	8
Denver Broncos.....	8
San Francisco 49ers.....	7
Green Bay Packers .....	5
Miami Dolphins.....	5
New York Giants.....	5
Oakland Raiders.....	5
Washington Redskins.....	5

## POSTSEASON VICTORIES

New England Patriots.....	37
Pittsburgh Steelers.....	36
Green Bay Packers .....	36
<b>DALLAS COWBOYS ...</b>	<b>35</b>
San Francisco 49ers.....	32
Oakland Raiders.....	25
New York Giants.....	24

## POSTSEASON APPEARANCES

Green Bay Packers .....	34
<b>DALLAS COWBOYS ...</b>	<b>33</b>
New York Giants.....	32
Pittsburgh Steelers.....	32
Minnesota Vikings .....	31
Cle./StL/LA Rams.....	30
Indianapolis Colts .....	29
New England Patriots.....	28
Philadelphia Eagles.....	27
San Francisco 49ers.....	27
Chicago Bears.....	27

## POSTSEASON GAMES

<b>DALLAS COWBOYS ...</b>	<b>63</b>
Pittsburgh Steelers.....	62
Green Bay Packers .....	59
New England Patriots.....	58
San Francisco 49ers.....	51
Minnesota Vikings .....	50
New York Giants.....	49

## CONSEC. POSTSEASON APPEARANCES

New England Patriots (2009-19) ...	11
<b>DALLAS COWBOYS (1975-83) ...</b>	<b>9</b>
Indianapolis Colts (2002-10).....	9
<b>DALLAS COWBOYS (1966-73) ...</b>	<b>8</b>
Pittsburgh Steelers (1972-79).....	8
Los Angeles Rams (1973-80).....	8
San Francisco 49ers (1983-90).....	8

## CONSECUTIVE WINNING SEASONS

<b>DALLAS COWBOYS (1966-85) ...</b>	<b>20</b>
New England Patriots (2001-19) ...	19
Oakland Raiders (1965-80).....	16
San Francisco 49ers (1983-98) ...	16
Chicago Bears (1930-44).....	15
Green Bay Packers (1934-47) ...	14

## ALL-TIME REGULAR SEASON WINNING %

Green Bay Packers .....	0.572
<b>DALLAS COWBOYS .....</b>	<b>0.571</b>
Baltimore Ravens .....	0.567
Chicago Bears.....	0.565
New England Patriots.....	0.561
Miami Dolphins .....	0.551
Minnesota Vikings .....	0.545

43 SEASONS OF .500-OR-BETTER			33 POSTSEASON APPEARANCE		24 DIVISION TITLES		16 NFL/NFC CHAMPIONSHIP GAME FINALIST			8 NFC CHAMPIONSHIPS		5 SUPER BOWL CHAMPIONSHIPS	
1965	1982	2009	1966	1991	1966	1992	1966	1975	1992	1970	1992	1971	1992
1966	1983	2011	1967	1992	1967	1993	1967	1977	1993	1971	1993	1977	1993
1967	1984	2012	1968	1993	1968	1994	1970	1978	1994	1975	1995		1995
1968	1985	2013	1969	1994	1969	1995	1971	1980	1995	1977			
1969	1991	2014	1970	1995	1970	1996	1972	1981		1978			
1970	1992	2016	1971	1996	1971	1998	1973	1982					
1971	1993	2017	1972	1998	1973	2007							
1972	1994	2018	1973	1999	1976	2009							
1973	1995	2019	1975	2003	1977	2014							
1974	1996		1976	2006	1978	2016							
1975	1998		1977	2007	1979	2018							
1976	1999		1978	2009	1981								
1977	2003		1979	2014	1985								
1978	2005		1980	2016									
1979	2006		1981	2018									
1980	2007		1982										
1981	2008		1983										
			1985										



## ★ PRO BOWL COWBOYS ★

Since 2010 Dallas has selected 13 players that have gone on to make at least one Pro Bowl - tied for the third-most in the NFL over that span (Kansas City, 15; Minnesota, 14; Baltimore/Seattle, 13). Since 1989 Dallas has sent 53 different players to the Pro Bowl, and of those, Dallas drafted 37. Additionally, Cowboys draft picks have been selected to 79 Pro Bowls since 2002 (25 different players), which is 13 more than any other team over that span (Kansas City, 66):

### COWBOYS PRO BOWL DRAFT PICKS SINCE 2002 (BY YEAR DRAFTED)

- 2002: Roy Williams (5)
- 2002: Andre Gurode (5)
- 2003: Terence Newman (2)
- 2003: Jason Witten (11)
- 2005: DeMarcus Ware (9 - 7 with Dallas)
- 2005: Marion Barber (1)
- 2005: Jay Ratliff (4)
- 2006: Jason Hatcher (1)
- 2007: Anthony Spencer (1)
- 2007: Nick Folk (1)
- 2008: Mike Jenkins (1)
- 2008: Martellus Bennett (1 - with Chicago)



- 2010: Dez Bryant (3)
- 2010: Sean Lee (2)
- 2011: Tyron Smith (7)
- 2011: DeMarco Murray (3 - 2 with Dallas)
- 2011: Dwayne Harris (1 - with N.Y. Giants)
- 2013: Travis Frederick (5)
- 2014: Zack Martin (6)
- 2014: DeMarcus Lawrence (2)
- 2015: Byron Jones (1)
- 2016: Dak Prescott (2)
- 2016: Ezekiel Elliott (3)
- 2016: Jaylon Smith (1)
- 2018: Leighton Vander Esch (1)



# 20

Since the start of 2016, Dak Prescott is responsible for 20 total touchdowns (17 passing, three rushing) when the game is within seven points in the fourth quarter or overtime, tied for seventh in the NFL over that span.

## ★ CENTURY MARK ★

Dak Prescott reached the century mark with 100 career passing touchdowns against the Seahawks (9/27/20), just three games into the fifth season of his career.

Prescott is the 25th quarterback in NFL history to reach 100 touchdowns through the air in the first five seasons of a career, and in that select group, he ranks 19th in pass touchdown percentage (4.62%), second in interception percentage (1.7%), fourth in passer rating (97.3) and fourth in touchdown/interception ratio (2.65):

### Touchdown/INT Ratio - QBs with 100 TD in First Five Years

Player	Seasons	PassTD	INT	TD/INT
Patrick Mahomes.....	2017-21	130	30	4.33
Deshawn Watson.....	2017-20	104	36	2.88
Russell Wilson.....	2012-16	127	45	2.82
<b>Dak Prescott .....</b>	<b>2016-20</b>	<b>106</b>	<b>40</b>	<b>2.65</b>
Derek Carr.....	2014-18	122	54	2.26
Matt Ryan.....	2008-12	127	60	2.12
Dan Marino.....	1983-87	168	80	2.10

Prescott's touchdown prowess isn't limited to his aerial exploits, running over opposing defenses to the tune of 24 career rushing touchdowns - the most by a quarterback in Cowboys history. By reaching 100 passing touchdowns, he is one-of-three players in NFL history to record 100 touchdowns through the air and 20 touchdowns on the ground in the first five seasons of a career:

### 100 TD Throws with 20 Rush TDs - First Five Seasons

Player	Seasons	PassTD	RushTD	Tot TD
Cam Newton.....	2011-15	117	43	160
Jeff Garcia.....	1999-03	113	21	134
<b>Dak Prescott .....</b>	<b>2016-20</b>	<b>106</b>	<b>24</b>	<b>130</b>

Prescott hit the century mark in just 67 career starts, becoming the third-fastest quarterback in Cowboys history to reach 100 passing touchdowns:

### Fastest Cowboys to 100 Passing Touchdowns

Player	Starts	Attempts	Yards	Pass TD
Tony Romo.....	53	1,758	14,186	101
Danny White.....	62	1,777	13,622	103
<b>Dak Prescott .....</b>	<b>67</b>	<b>2,214</b>	<b>16,966</b>	<b>102</b>

## ★ RAYNEING TOUCHDOWNS... ★

Rayne Dakota Prescott is responsible for 144 combined rushing, passing and receiving touchdowns through his first 74 NFL games which ranks sixth in NFL history at the quarterback position:

### Combined Touchdowns in a QBs First 74 Career Games

Player	TDs	Player	TDs
Dan Marino.....	174	Johnny Unitas.....	140
Aaron Rodgers.....	158	Brett Favre.....	140
Daunte Culpepper.....	157	Peyton Manning.....	139
Andrew Luck.....	155	Matt Stafford.....	138
Cam Newton.....	147	Patrick Mahomes.....	137
<b>Dak Prescott.....</b>	<b>144</b>	Two players tied.....	136

## ★ FOURTH QUARTER WINS ★

Since taking over as the Dallas Cowboys starting quarterback in 2016, Dak Prescott has engineered his share of fourth quarter wins for the club. Included in his 46 regular season wins as a starter are 16 occasions in which he led the team to victory when the club was tied or trailing in the fourth quarter or overtime. Prescott's 16 wins are the second-most by a Dallas signal caller:

### 4th Quarter/OT Wins - Cowboys

Quarterback	Wins	Quarterback	Wins
Tony Romo.....	24	Roger Staubach.....	13
<b>Dak Prescott.....</b>	<b>16</b>	Danny White.....	11
Troy Aikman.....	15		

Below is a look at each of Prescott's 16 games in which the game was tied or the team trailed in the fourth quarter to pull out the win and his 4th quarter/OT stats:

Date	Opp	Score	Time	Left	Att	Com	Yds	TD	Int	Final Score
9/18/16	@Was	20-23	15:00	7	6	66	0	0	0	27-23
10/30/16	PHI*	13-23	7:48	20	11	135	2	0	0	29-23
11/13/16	@Pit	29-30	0:42	11	10	83	0	0	0	35-30
12/1/16	@Min	7-9	14:11	4	2	26	1	0	1	17-15
12/18/16	TB	17-20	15:00	6	6	41	0	0	0	26-20
9/25/17	@Ari	14-14	14:45	3	3	94	1	0	0	28-17
12/10/17	@NYG	10-10	9:29	6	4	158	2	0	0	30-10
12/17/17	@Oak	17-17	6:30	6	5	82	0	0	0	20-17
12/31/17	@Phi	0-0	12:19	9	6	75	1	0	0	6-0
9/30/18	DET	23-24	2:17	11	7	99	0	0	0	26-24
11/11/18	@Phi	20-20	7:27	8	7	88	1	0	0	27-20
11/18/18	@Atl	19-19	1:52	6	4	45	0	0	0	22-19
12/9/18	PHI*	23-23	1:39	12	11	94	1	0	0	29-23
12/30/18	@NYG	28-32	3:21	10	5	78	1	0	0	36-35
9/20/20	Atl	24-36	15:00	21	13	182	1	0	0	40-39
9/19/21	@LAC	17-17	3:54	8	7	47	0	0	0	20-17

\*italics indicate overtime and are reflected in the stats totals

Amongst all NFL quarterbacks, Prescott is tied for the fifth-most game-winning drives from 2016-21:

### Game-Winning Drives - NFL (2016-21)

Player	Drives
Derek Carr, LV.....	21
Matthew Stafford, Det/LAR.....	19
Drew Brees, NO.....	18
Russell Wilson, Sea.....	17
<b>Dak Prescott, Dal.....</b>	<b>16</b>
Ryan Tannehill, Mia/Ten.....	16

\*Game Winning Drive = Fourth quarter drive that puts team ahead for the final time

\*4th Quarter Comeback = Offense overcomes a deficit to win the game

Since 2016, Prescott is responsible for 20 total touchdowns (17 passing, three rushing) when the game is within seven points in the fourth quarter or overtime, tied for seventh in the NFL over that span:

### 4th Qtr & OT TDs, +/- 7 Points - NFL, 2016-20

Player	Total TDs	Player	Total TDs
Russell Wilson.....	29	Aaron Rodgers.....	21
Derek Carr.....	27	Ryan Tannehill.....	21
Matt Ryan.....	25	<b>Dak Prescott.....</b>	<b>20</b>
Drew Brees.....	23	B. Roethlisberger.....	20

## ★ DAK'S RECORD WHEN... ★

Since taking over as Dallas' starting quarterback in 2016, Dak Prescott has compiled a 46-28 regular season record in 74 career starts, and he is 1-2 in the postseason. Below is a look at Prescott's record under several different circumstances:

	Regular	Post
Playing at home: .....	27-11	1-1
Playing on the road: .....	19-17	0-1
Playing indoors: .....	24-11	1-1
Playing outdoors: .....	22-17	0-1
Playing against the NFC East: .....	21-6	
Playing against the NFC (non-NFC East): ..	16-13	1-2
Playing against the AFC: .....	9-9	
Playing on Thursday: .....	5-4	
Playing on Sunday: .....	37-23	1-2
Playing on Sunday night: .....	8-6	
Playing on Monday night: .....	4-1	
Playing on artificial turf: .....	34-21	1-1
Playing on natural grass: .....	12-7	0-1
Offense totals over 400 yards: .....	29-9	0-1
Throws for over 300 yards: .....	10-7	0-1
Throws for 200-299 yards: .....	28-12	1-1
Attempts more than 30 passes: .....	22-24	1-2
Throws only one touchdown: .....	12-6	1-1
Throws more than one touchdown: .....	27-10	0-1
Completes 60.0%-or-more of his passes: ..	42-19	1-2
Averages more than 7.0 yards-per-attempt ..	38-9	0-2
Has more than one Big Play (25+) passing ..	26-9	1-1
Throws no interceptions: .....	35-9	0-1
Throws one interception: .....	9-10	1-1
Throws more than one interception: .....	2-9	
Records at least 100.0 passer rating: .....	34-4	0-1
Commits no turnovers: .....	29-6	0-1
Against teams with winning record: .....	15-15	1-2
Against teams with .500 record: .....	10-6	
Against teams with losing record: .....	21-6	
Has at least one rush attempt: .....	43-24	1-2
Has five-or-more rush attempts: .....	18-5	1-0
Sacked one time-or-less: .....	24-8	1-1
Sacked more than once: .....	22-20	0-1
September: .....	12-8	
October: .....	11-7	
November: .....	12-7	
December: .....	11-5	
January: .....	0-1	1-2

Team-by-team			
Team	W	L	Pct
Arizona	1	0	1.000
Atlanta	2	1	.667
Baltimore	1	0	1.000
Buffalo	0	1	.000
Carolina	1	1	.500
Chicago	1	1	.500
Cincinnati	1	0	1.000
Cleveland	1	1	.500
Denver	0	1	.000
Detroit	3	0	1.000
Green Bay	1	2	.333
Houston	0	1	.000
Indianapolis	0	1	.000
Jacksonville	1	0	1.000
Kansas City	1	0	1.000
LA Chargers	1	1	.500
LA Rams	1	2	.333
Miami	1	0	1.000
Team	W	L	Pct
Minnesota	1	1	.500
New England	0	1	.000
New Orleans	1	1	.500
N.Y. Giants	8	2	.800
N.Y. Jets	0	1	.000
Oakland	1	0	1.000
Philadelphia	6	3	.667
Pittsburgh	1	0	1.000
San Francisco	2	0	1.000
Seattle	0	3	.000
Tampa Bay	2	1	.667
Tennessee	0	1	.000
Washington	7	1	.875
Postseason			
Green Bay	0	1	.000
L.A. Rams	0	1	.000
Seattle	1	0	1.000

## ★ DAK TO THE FUTURE ★

Now in his sixth pro season, Dak Prescott ranks fifth in passing yards (19,002), completions (1,636) and attempts (2,458), sixth in wins (46) and passing touchdowns (119), and second in yards-per-attempt (7.73) in regular season team history:

### Dallas Cowboys All-Time QB Chart

#### WINS AS STARTER

Troy Aikman	94
Roger Staubach	85
Tony Romo	78
Danny White	62
Don Meredith	47
<b>Dak Prescott</b>	<b>46</b>

#### PASSING YARDS

Tony Romo	34,183
Troy Aikman	32,942
Roger Staubach	22,700
Danny White	21,959
<b>Dak Prescott</b>	<b>19,002</b>

#### ATTEMPTS

Troy Aikman	4,715
Tony Romo	4,335
Roger Staubach	2,958
Danny White	2,950
<b>Dak Prescott</b>	<b>2,458</b>

#### PASSING TOUCHDOWNS

Tony Romo	247
Troy Aikman	165
Danny White	155
Roger Staubach	153
Don Meredith	135
<b>Dak Prescott</b>	<b>119</b>

#### COMPLETIONS

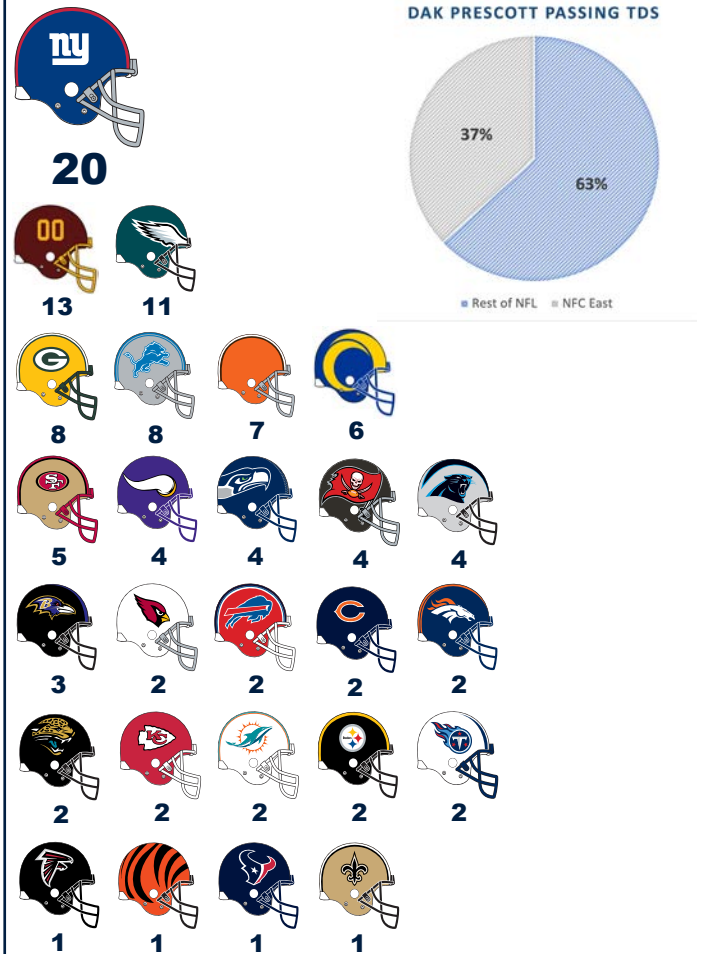
Troy Aikman	2,898
Tony Romo	2,829
Danny White	1,761
Roger Staubach	1,685
<b>Dak Prescott</b>	<b>1,636</b>

#### YARDS-PER-ATTEMPT

Tony Romo	7.89
<b>Dak Prescott</b>	<b>7.73</b>
Roger Staubach	7.67
Don Meredith	7.45
Danny White	7.44

## ★ PRESCOTT TDS BY TEAM ★

Dak Prescott has thrown a touchdown pass against 26 of the other 31 NFL teams in the regular season. Below is a team-by-team breakdown of his touchdowns through the air:



## ★ PRESCOTT TARGETS ★

In his sixth pro season, Dak Prescott has completed 1,636-of-2,458 passes for 19,002 yards with 119 touchdowns in 74 regular season games played behind center. Below is a breakdown of Prescott's targets by position and player:

Position Breakdown							
	Comp.	Yds	TD	Comp.	Yds	TD	
WR.....	951	12,725	81	RB.....	306	2,507	12
TE.....	368	3,707	26	FB.....	11	63	0

Player Breakdown by Completions							
Player	Com	Yds	TD	Player	Com	Yds	TD
E. Elliott.....	222	1,847	10	A. Hurns.....	20	295	2
J. Witten.....	194	1,752	11	N. Brown.....	19	190	0
A. Cooper.....	194	2,633	19	D. Thompson...	14	124	0
C. Beasley...174	1,774	12	L. Dunbar.....	13	103	0	
D. Bryant.....	119	1,634	14	A. Morris.....	9	53	0
M. Gallup.....	117	1,933	9	K. Smith.....	8	46	0
T. Williams...97	1,162	3	D. Smith.....	5	113	1	
B. Jarwin.....	68	773	7	R. Switzer.....	5	39	0
D. Schultz...58	627	5	J. Bell.....	5	71	0	
R. Cobb.....	55	828	3	B. Hanna.....	4	88	1
C. Lamb.....	51	760	4	R. Gathers.....	3	45	0
G. Swaim.....	33	328	1	G. Escobar.....	3	23	1
T. Pollard...32	236	1	L. Whitehead...2	40	0	0	
B. Butler.....	30	533	6	J. Olawale.....	2	13	0
R. Smith.....	29	266	1	D. McFadden...2	6	0	0
C. Wilson.....	27	335	4	V. Bryant.....	1	15	1
T. Austin.....	21	317	3				

Prescott has thrown 119 touchdown passes - good for sixth all-time in team history. Below is his individual touchdown totals:

Player	TDs	Player	TDs
Amari Cooper.....	19	Tavon Austin.....	3
Dez Bryant.....	14	Randall Cobb.....	3
Cole Beasley.....	12	Terrance Williams.....	3
Jason Witten.....	11	Allen Hurns.....	2
Ezekiel Elliott.....	10	Gavin Escobar.....	1
Michael Gallup.....	9	James Hanna.....	1
Brice Butler.....	6	Rod Smith.....	1
Blake Jarwin.....	7	Geoff Swaim.....	1
Dalton Schultz.....	5	Devin Smith.....	1
CeeDee Lamb.....	4	Tony Pollard.....	1
Cedrick Wilson.....	4	Ventell Bryant.....	1

*\*italics indicate current Cowboy*

## ★ TOUCHDOWN BREAKDOWN ★

Dak Prescott has thrown 119 touchdown passes. Below is a look at Prescott's touchdown totals by quarter, down and distance:

Quarter	Down	Distance
1st Quarter ... 18	1st Down..... 34	0-9 Yards..... 34
2nd Quarter ... 42	2nd Down..... 52	10-19 Yards..... 31
3rd Quarter ... 24	3rd Down..... 30	20-29 Yards..... 25
4th Quarter ... 33	4th Down..... 3	30-39 Yards..... 7
OT..... 2		40-49 Yards..... 11
		50+ Yards..... 11

## ★ QB WINS ★

In his sixth season as the starting quarterback of the Dallas Cowboys, Dak Prescott has proven to be a winner, as his 46 victories rank sixth in team history. He posted a winning record in three of his first four seasons, and his 13 wins in 2016 were the most by a rookie quarterback in NFL history. He followed that up with a 9-7 record in 2017, a 10-6 mark in 2018, an 8-8 record in 2019, 2-3 in 2020 and 4-1 in 2021.

Overall, Prescott's 46 wins rank fifth from 2016-21:

Wins by Starting QB - 2016-21			
Player	Wins	Games	Win%
Tom Brady, NE/TB.....	62	81	.765
Russell Wilson, Sea.....	54	85	.641
Aaron Rodgers, GB.....	50	76	.664
Drew Brees, NO.....	48	70	.686
<b>Dak Prescott, Dal.....</b>	<b>46</b>	<b>74</b>	<b>.622</b>
Ben Roethlisberger, Pit.....	45	67	.679

Since 2016, Prescott has the second-most wins against his own division, going 21-6 in games he has started against the NFC East:

Player	Wins	Player	Wins
Tom Brady, NE/TB.....	24	Aaron Rodgers, GB.....	19
<b>Dak Prescott, Dal.....</b>	<b>21</b>	Three players tied.....	18

## ★ QBS MULTIPLE TOUCHDOWNS ★

In seven games in 2016, Dak Prescott tossed at least two touchdowns to tie for fourth by a rookie in NFL history. He had six multi-touchdown passing games in 2018, nine in 2019, two in 2020 and has four in 2021. His 37 total games rank sixth in franchise history:

Multiple Passing-Touchdown Games			
Player	Games	Player	Games
Tony Romo.....	79	Troy Aikman.....	43
Roger Staubach.....	48	Don Meredith.....	41
Danny White.....	44	<b>Dak Prescott.....</b>	<b>37</b>

Prescott also notched four games with three-plus touchdown passes in 2016 - tying the most by a rookie quarterback in NFL history. It was also eighth-most in the NFL in 2016 by any quarterback.

After four more in 2017, two in 2018, six in 2019, two in 2020, and four in 2021 he has 22 in total - second on the team's all-time three-touchdown games list:

Three Passing-Touchdown Games			
Player	Games	Player	Games
Tony Romo.....	40	Roger Staubach.....	17
<b>Dak Prescott.....</b>	<b>22</b>	Don Meredith.....	14
Danny White.....	20	Troy Aikman.....	10

## ★ QB RATINGS AT 100.0 ★

Dak Prescott established the most games with a 100.0 rating by a quarterback in a season in team history with 11 in 2016:

Single-Season 100.0 QB Rating Games		
Player	Games	Season
<b>Dak Prescott*</b> .....	<b>11</b>	<b>2016</b>
Tony Romo.....	10	2007
Tony Romo.....	10	2014

*\*denotes rookie*

Prescott has four games with a 100.0 rating in 2021, and his 38 games with at least a 100.0 rating rank third in team history:

Career 100.0 QB Rating Games			
Player	Games	Player	Games
Tony Romo.....	67	Roger Staubach.....	37
Troy Aikman.....	44	Danny White.....	33
<b>Dak Prescott.....</b>	<b>38</b>	Craig Morton.....	24

Prescott's 38 games with at least a 100.0 rating from 2016-21 trail only Russell Wilson (2012-17) for the most games by a quarterback in his first six seasons in NFL history:

100.0 QB Rating Games - First Six Seasons		
Player	Games	Seasons
Russell Wilson.....	46	2012-17
<b>Dak Prescott.....</b>	<b>38</b>	<b>2016-21*</b>
Ben Roethlisberger.....	37	2004-09
Andy Dalton.....	36	2011-16

*\*Has not completed sixth NFL season*

He continues to add to his resume, and through his first 74 starts, Prescott sits at 38 games with a 100.0 rating, the third-most through 74 starts in NFL history:

100.0 Rtg				
Player	GS	Games	W/L	Win%
Aaron Rodgers.....	74	43	36-7	.837
Tony Romo.....	74	40	32-8	.800
<b>Dak Prescott.....</b>	<b>74</b>	<b>38</b>	<b>34-4</b>	<b>.895</b>
Philip Rivers.....	74	37	29-8	.784
Russell Wilson.....	74	36	33-3	.917
Kirk Cousins.....	74	34	23-10-1	.691
Len Dawson.....	74	33	31-2	.939

Prescott tied the second-most 100.0 rating games in 2019, tallying eight, and after two in his shortened 2020 season, he has four in 2021. Since 2016, Prescott has recorded 23 games with a 100.0 passer rating at AT&T Stadium - third by any quarterback in his home venue during that span:

100.0 Rtg			
Player	Games	W/L	Win%
Drew Brees.....	26	21-5	.808
Russell Wilson.....	24	19-5	.792
<b>Dak Prescott.....</b>	<b>23</b>	<b>20-3</b>	<b>.870</b>
Tom Brady.....	22	21-1	.955
Aaron Rodgers.....	21	20-1	.953
Three players tied.....	20	--	--

## ★ 1,000 COMPLETIONS ★

Dak Prescott reached 1,000 career completions in the 2019 season-opening game against the N.Y. Giants (9/8), doing so in only 49 career games. He is one-of-17 quarterbacks in NFL history to reach 1,000 completions in fewer than 50 career games, and he is tied for the fastest Cowboys quarterback to the mark, reaching the plateau in the same number of starts as Tony Romo:

### Fewest Starts to 1,000 Completions

Player	Com	Att	Pct	Starts
<b>Dak Prescott</b> .....	<b>1,000</b>	<b>1,507</b>	<b>66.4</b>	<b>49</b>
Tony Romo .....	1,013	1,610	62.3	49
Troy Aikman .....	1,004	1,652	60.1	58
Danny White .....	1,009	1,663	60.1	58
Roger Staubach .....	1,013	1,769	57.3	75

## ★ FOUR STAR RATING ★

Dak Prescott reached 1,500 pass attempts in the first week of 2019, qualifying him for the all-time NFL passing record books. Among his notable achievements at this early stage in his career, Prescott ranks sixth in NFL annals in QB Rating, edging out Tony Romo as the highest-rated passer in Cowboys history:

### All-Time NFL Quarterback Rating

Player	Att	Cmp	Pct	Yds	TD	Int	TD/INT	
							Ratio	Rate
Patrick Mahomes	1,882	1,249	66.4	15,642	130	30	4.33	108.4
Deshawn Watson	1,748	1,186	67.8	14,539	104	36	2.89	104.5
Aaron Rodgers	6,750	4,392	65.1	52,486	422	92	4.59	103.9
Russell Wilson	4,460	2,910	65.2	35,142	277	82	3.38	102.3
Drew Brees	10,551	7,142	67.7	80,358	571	243	2.35	98.7
<b>Dak Prescott</b> .....	<b>2,458</b>	<b>1,636</b>	<b>66.7</b>	<b>19,002</b>	<b>119</b>	<b>43</b>	<b>2.77</b>	<b>98.6</b>
Kirk Cousins	3,853	2,586	67.1	29,768	200	86	2.33	98.2
Tom Brady	10,823	6,927	64.0	80,971	596	193	3.09	97.5
Tony Romo	4,335	2,289	65.3	34,183	248	117	2.12	97.1
Steve Young	4,149	2,667	64.3	33,124	232	107	2.17	96.8

## ★ PASS, NO PICKS ★

Dak Prescott recorded a streak of 291 consecutive passes without an interception, spanning the last five games of 2019 and the first three games of 2020. The streak is the longest in Cowboys history, and at the time, it was the 10th-longest in NFL history. Aaron Rodgers holds the record with 402 consecutive passes in 2018:

### Consecutive Passes With No INT - NFL History

Player	Season	Consec. Passes	No. Of Games
1. Aaron Rodgers	2018	402	11
2. Tom Brady	2010-11	358	12
3. Derek Carr	2018	332	12
.....	.....	.....	.....
<b>10. Dak Prescott</b> .....	<b>2019-20</b>	<b>291</b>	<b>8</b>

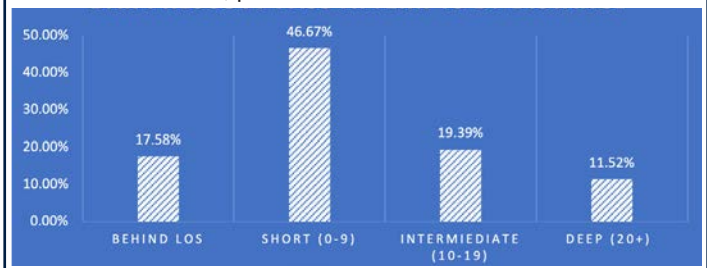
Prescott set the Cowboys record for consecutive passes without a pick in Week 1, 2020 at the LA Rams - breaking Troy Aikman's 20-year record of 216 consecutive throws from the 1999 season - and continued to Week 3, 2020 at Seattle before an interception in the second quarter.

### Dallas Cowboys Consecutive Passes With No INT

Player	Season	Consec. Passes	No. Of Games
<b>Dak Prescott</b> .....	<b>2019-20</b>	<b>291</b>	<b>8</b>
Troy Aikman	1999	216	8
Troy Aikman	1995	184	7
<b>Dak Prescott</b> .....	<b>2016</b>	<b>184</b>	<b>6</b>

## ★ PASSING DEPTH CHART ★

Below is a chart detailing Dak Prescott's attempts by distance for the 2021 season, per PFF:



## ★ TOUCHDOWN-TO-INTERCEPTION RATIO ★

Dak Prescott has shown prolific decision making in the young stages of his career, throwing only 43 interceptions against 119 touchdown passes. Prescott also knows when to tuck the ball and attack with his legs, scoring an additional 24 touchdowns on the ground in his five-plus NFL seasons. Among all qualifying quarterbacks (1,500 pass attempts), Prescott ranks sixth all-time with a 2.77 touchdown/interception ratio, and he is one-of-three quarterbacks in league annals to record fewer than 50 interceptions on at least 2,000 pass attempts (2,458 att., 43 int.), joining Nick Foles (2,010 attempts and 43 interceptions) and Case Keenum (2,101 attempts and 47 interceptions).

### HIGHEST TD/INT RATIO IN NFL HISTORY



## ★ AERIAL ACCOLADES ★

Dak Prescott finished 2019 third in the NFL in completions of 20-or-more yards (68) and tied for second in touchdowns of 20-or-more yards (14). Of Prescott's 30 touchdown passes, 46.7% came from 20-plus yards - fourth-highest in 2019 (min. 100 com):

Player	Team	Com	Att	TD	20+ TD	20+ TD%
Mason Rudolph.....	PIT	176	283	13	8	61.5%
Patrick Mahomes....	KC	319	484	26	15	57.7%
Daniel Jones.....	NYG	284	459	24	12	50.0%
<b>Dak Prescott.....</b>	<b>DAL</b>	<b>388</b>	<b>596</b>	<b>30</b>	<b>14</b>	<b>46.7%</b>
Tom Brady.....	NE	373	613	24	11	45.8%

Prescott led the league with 25 completions of 20-plus yards in 2020 before his season-ending injury in Week 5. In 2021 he is tied for 13th with 17 long completions, but ranks first with seven 20-plus yard touchdowns:

### 2021 20+ Yard Touchdown Pass Leaders

Player	Team	Com	20+ Com	TD	20+ TD	20+ TD%
<b>Dak Prescott.....</b>	<b>Dal</b>	<b>122</b>	<b>17</b>	<b>13</b>	<b>7</b>	<b>53.8%</b>
Joe Burrow.....	Cin	104	16	11	6	54.5%
Patrick Mahomes....	KC	135	14	16	5	31.3%
Tom Brady.....	TB	149	27	15	5	33.3%
Four players tied....	--	--	--	--	4	--

## ★ FIRST DOWNS FOR 4 ★

Dak Prescott has completed 122-of-165 passes through five games in 2021, and he ranks fifth in the NFL in 2021 with 70 passing first downs. His first down rate of 42.4% (70-of-165) ranks fourth in 2021, and since 1991 when the stat began to be tracked, it is second in a single season in Cowboys history:

### Single-Season Passing First Down Rate

Player	Season	Com	Att	Yards	1st	1st%
Tony Romo.....	2014	304	435	3,705	189	43.4%
<b>Dak Prescott.....</b>	<b>2021</b>	<b>122</b>	<b>165</b>	<b>1,368</b>	<b>70</b>	<b>42.4%</b>
Tony Romo.....	2006	220	337	2,903	143	42.4%
Tony Romo.....	2007	335	520	4,211	215	41.3%
Troy Aikman.....	1991	237	363	2,754	148	40.8%
Troy Aikman.....	1995	280	432	3,304	173	40.0%
Dak Prescott.....	2016	311	459	3,667	182	39.7%
Tony Romo.....	2011	346	522	1,184	203	38.9%
Dak Prescott.....	2019	365	563	4,599	216	38.4%

Since 1994 when the data became available, the best first down percentage in a full season among quarterbacks is 46.7% by Peyton Manning in 2004.

## ★ MOVE THE CHAINS ★

Dak Prescott threw for 29 first downs against Cleveland (10/4/20), the most in a single game in Cowboys history and the most by any NFL quarterback in a single game since at least 1994, when the data became available:

Player	Date/Opp	1stD
<b>Dak Prescott.....</b>	<b>10/4/20 vs. Cle</b>	<b>29</b>
Billy Volek.....	12/19/04 vs. Oak	28
Matt Stafford.....	1/1/12 vs. GB	27
Jared Goff.....	9/29/19 vs. TB	27

Prescott's 83 first downs in 2020 through the air were the most through the first four games of a season in NFL history:

Player	Att	Cmp	Pct	Yds	TD	Int	1stD
<b>Dak Prescott, 2020.....</b>	<b>201</b>	<b>137</b>	<b>68.2</b>	<b>1,690</b>	<b>9</b>	<b>3</b>	<b>83</b>
Andrew Luck, 2014.....	167	115	68.9	1,305	13	4	76
Peyton Manning, 2013....	156	117	75.0	1,470	16	0	76
Tom Brady, 2011.....	163	109	66.9	1,553	13	5	75

Prescott has 70 passing first downs on 165 pass attempts in 2021- fifth in the league - and his first down percentage of 42.4% ranks fourth in 2021.

### Most Passing First Downs in 2021

Player	Att	1stD	1stD%
Tom Brady.....	225	96	42.7%
Patrick Mahomes.....	195	84	43.1%
Justin Herbert.....	207	76	36.7%
Matt Stafford.....	172	73	42.4%
<b>Dak Prescott.....</b>	<b>165</b>	<b>70</b>	<b>42.4%</b>
Three players tied.....	--	69	--

## ★ RAYNE MAN ★

Dak Prescott has proven to be a threat with his feet during his young career, and through his first 74 games, he has surpassed 1,000 career rushing yards (1,374) - the fourth Cowboys quarterback to reach that milestone. Prescott did it in 50 games, tying Roger Staubach for the fewest games to the mark.

Overall, Prescott ranks first in rushing scores (24), second in rushing yards (1,374) and third in carries (278) among Cowboys quarterbacks all-time:

### All-Time Dallas Cowboys QB Rushing Yard Leaders

Player	Att	Yards	Avg	Long	TD
Roger Staubach.....	410	2,264	5.5	33	20
<b>Dak Prescott.....</b>	<b>278</b>	<b>1,374</b>	<b>4.9</b>	<b>42</b>	<b>24</b>
Don Meredith.....	242	1,216	5.0	28	15
Troy Aikman.....	327	1,016	3.1	25	9

Prescott has notched 24 rushing scores since his rookie season, third by any NFL quarterback from 2016-21:

### QB Rush TDs - 2016-21

Player	Rush TDs
Cam Newton, Car/NE.....	27
Josh Allen, Buf.....	27
<b>Dak Prescott, Dal.....</b>	<b>24</b>
Lamar Jackson, Bal.....	21

Prescott's 24 rushing touchdowns rank fourth in NFL history through the first 74 games of a quarterback's career, post merger:

### QB Rush TDs - First 74 Games

Player	Rush TDs
Cam Newton, Car.....	40
Daunte Culpepper, Min.....	28
Josh Allen, Buf.....	27
<b>Dak Prescott, Dal.....</b>	<b>24</b>
Steve Grogan, NE.....	23
Steve McNair, Ten.....	22

Prescott has set various rushing records by a Cowboys QB:

### Dak Prescott QB Rushing Records

Team Record Set	Total	Year
Rush Yards by a QB, Single Season.....	357	2017
Rush TDs by a QB, Single Season.....	6	2016, 18
Rush TDs by a QB, Career.....	24	2016-20
Rush Atts by a QB, Single Season.....	75	2018
Rush Atts by a Rookie QB, Single Season.....	57	2016
Longest Rush by a QB.....	42	2019
Rush TDs, Single Game.....	3	2020
Rush Attempts, Single Game.....	11	2018

## ★ THE RULE OF THREE ★

Dak Prescott rushed for three touchdowns against the Atlanta Falcons (9/20/20), becoming just the 10th Cowboys player - first quarterback - to score three touchdowns on the ground in a single game. He became the fourth Cowboys quarterback to notch a multi-rushing touchdown game and the first since Troy Aikman had two against Arizona (9/6/98):

Player	Opp/Date	Rush TDs
<b>Dak Prescott.....</b>	<b>ATL, 9/20/20</b>	<b>3</b>
Don Meredith.....	Pit, 12/8/63	2
Roger Staubach.....	KC, 11/10/75	2
Troy Aikman.....	ARI, 9/6/98	2

Combined with his 450 passing yards, Prescott is the only player in NFL history to throw for 400 yards and score three touchdowns on the ground in a single game.

## ★ BOMBS AWAY ★

Since he entered the league in 2016, Prescott has thrown 11 touchdown passes of more than 50 yards, trailing only six other quarterbacks over the last six seasons:

### Touchdown Passes of 50+ Yards Since 2016

Player	TDs	Player	TDs
Patrick Mahomes, KC.....	13	Philip Rivers, LAC.....	12
Kirk Cousins, Was/Min....	13	Tom Brady, TB.....	12
Russel Wilson, Sea.....	13	<b>Dak Prescott, Dal.....</b>	<b>11</b>
Ryan Tannehill, Mia/Ten... 12		Two others tied.....	11



## ★ MOVING UP THE CHARTS ★

Dak Prescott has 17 games with at least 300 yards through the air - second in Cowboys history:

Player	Games
Tony Romo.....	46
<b>Dak Prescott.....</b>	<b>17</b>
Troy Aikman.....	13
Danny White.....	10
Don Meredith.....	7

His 17 games from 2016-21 are the second-most through a player's first six seasons in Cowboys history (Romo's 24 rank first).

## ★ 400 FOR 4 ★

Dak Prescott started the 2020 season in historic fashion, setting a NFL record for consecutive games with 450 passing yards (three). By adding another 400-yard game in the first week of 2021, Prescott became the first player in NFL history to throw for 400 yards four times in a five-game span:

Date/Opp	Pass Yds
9/20/20 vs. Atl.....	450
9/27/20 at Sea.....	472
10/4/20 vs. Cle.....	502
10/11/20 vs. NYG*.....	166
9/9/21 at TB.....	403

\*Prescott missed rest of 2020 season due to injury

## ★ QUICK DRAW DAK ★

Dak Prescott is getting the ball out of his hands faster than ever in 2021, recording an average time to throw of 2.52 seconds on his pass attempts - per PFF, which is the sixth-fastest in the league:

Player	Dropbacks	Avg Release Time
Ben Roethlisberger.....	208	2.31
Tom Brady.....	239	2.41
Joe Burrow.....	160	2.48
Kirk Cousins.....	204	2.49
Jimmy Garoppolo.....	128	2.51
<b>Dak Prescott.....</b>	<b>184</b>	<b>2.52</b>

As his career has progressed, Prescott has gotten rid of the ball faster, as seen by his average time to throw (ATT) by year:

Year	ATT	Year	ATT
2021.....	2.52	2018.....	2.86
2020.....	2.59	2017.....	2.80
2019.....	2.81	2016.....	2.88

## ★ PRESSURE IS PRIVILEGE ★

Dak Prescott has attempted 63 passes in the face of increased pressure brought by the blitz in 2021 - and has thrown 10 touchdowns, most in the league:

Most Touchdown Passes Against the Blitz - 2021 Season					
Player	Att	Com	Yds	TD	Rating
<b>Dak Prescott.....</b>	<b>63</b>	<b>38</b>	<b>542</b>	<b>10</b>	<b>107.9</b>
Tom Brady.....	51	38	455	7	132.8
Teddy Bridgewater.....	40	31	369	6	144.7
Joe Burrow.....	37	29	383	6	126.9
Jameis Winston.....	46	27	309	5	97.1

## ★ ANY/A GIVEN SUNDAY ★

Prescott also ranks in the upper echelon in terms of adjusted net yards-per-attempt (ANY/A)\*, which is a metric that weighs sacks, places a heavier penalty on interceptions and has a strong correlation with points scored by the offense.

### 2021 Quarterback ANY/A

Player	Att	Com	Yards	TD	INT	Sks	ANY/A
M. Stafford.....	172	117	1,587	12	3	4	9.41
R. Wilson.....	125	90	1,196	10	1	13	9.12
<b>D. Prescott.....</b>	<b>165</b>	<b>122</b>	<b>1,368</b>	<b>13</b>	<b>3</b>	<b>8</b>	<b>8.34</b>
K. Murray.....	165	124	1,512	10	4	10	8.26
L. Jackson.....	167	112	1,519	8	3	13	8.24
T. Brady.....	225	149	1,767	15	2	9	8.19
J. Allen.....	183	114	1,370	12	2	5	7.93
D. Jones.....	157	101	1,282	4	1	8	7.65

\*ANY/A Formula: ((pass yards + 20\*(pass TD)) - (45\*(interceptions thrown) - sack yards))/(passing attempts + sacks)

## ★ ZERO TO 400, REAL QUICK ★

Prescott surpassed 400 yards through the air three times each in 2019 and 2020 - tied with Tony Romo (2012) for the most 400-yard games in a single season in Cowboys history:

Player	Team	Season	Games w/ 400 Yds
Tony Romo.....	Dal	2013	Three
<b>Dak Prescott.....</b>	<b>Dal</b>	<b>2019</b>	<b>Three</b>
<b>Dak Prescott.....</b>	<b>Dal</b>	<b>2020</b>	<b>Three</b>

Prescott's three games with 400 yards are also the second-most in a single season in NFL history behind only Dan Marino, Peyton Manning and Ryan Fitzpatrick - all with four:

Player	Team	Season	Games w/ 400 Yds
Dan Marino.....	Mia	1984	Four
Peyton Manning.....	Den	2013	Four
Ryan Fitzpatrick.....	TB	2018	Four
Tony Romo.....	Dal	2013	Three
<b>Dak Prescott.....</b>	<b>Dal</b>	<b>2019</b>	<b>Three</b>
<b>Dak Prescott.....</b>	<b>Dal</b>	<b>2020</b>	<b>Three</b>
Dan Marino.....	Mia	1986	Three
Aaron Rodgers.....	GB	2018	Three
Eli Manning.....	NYG	2011	Three
Philip Rivers.....	SD	2013	Three

Prescott now has eight career 400-yard games after a 403-yard performance at Tampa Bay in Week 1 of 2021, the most by any quarterback since 2016:

Player	400-Yd Games
<b>Dak Prescott.....</b>	<b>8</b>
Tom Brady.....	5
Aaron Rodgers.....	5
Ryan Fitzpatrick.....	5
Patrick Mahomes.....	5
Kirk Cousins.....	5

Prescott's eight 400-yard games are also the second-most by any passer in the first six seasons of a career:

Player	Seasons	400-Yd Games
Dan Marino.....	1984-88	9
<b>Dak Prescott.....</b>	<b>2016-21</b>	<b>8</b>
Matt Stafford.....	2009-13	6
Patrick Mahomes.....	2018-21	5

Prescott owns the Cowboys record for the most 400-yard games in a Cowboys career:

Player	400-Yd Games	W/L	Win%
<b>Dak Prescott.....</b>	<b>8</b>	<b>4-4</b>	<b>.500</b>
Tony Romo.....	5	0-5	.000
Don Meredith.....	2	1-1	.500
Troy Aikman.....	1	0-1	.000
Kellen Moore.....	1	0-1	.000

### Dak Prescott Career 400-Yard Games

Date/Opp	Att	Com	Yards	W/L
10/4/20 vs. Cle.....	58	41	502	L
9/27/20 at Sea.....	57	37	472	L
10/6/19 vs. GB.....	44	27	463	L
12/9/18 vs. Phi.....	54	42	455	W
9/20/20 vs. Atl.....	47	34	450	W
11/17/19 at Det.....	46	29	444	W
9/8/19 vs. NYG.....	32	25	405	W
9/9/21 at TB.....	58	42	403	L

Prescott is the only quarterback in Cowboys history to pass for 400 yards in consecutive games, and his three-game streak is tied for the longest streak in NFL history with Ryan Fitzpatrick's three-game streak in 2018.

Prescott set an NFL record by passing for at least 450 yards in three straight games (9/20/20 vs. Atl - 10/4/20 vs. Cle), surpassing Jameis Winston (two game streak in 2019):

Player	Season	Games	Yards	TD	W/L
<b>Dak Prescott.....</b>	<b>2020</b>	<b>3</b>	<b>1,424</b>	<b>8</b>	<b>1-2</b>
Jameis Winston.....	2019	2	914	8	2-0

Prescott's 1,424 yards over the three-game stretch (9/20/20 vs. Atl - 10/4/20 vs. Cle) are the most by any NFL quarterback over a three-game stretch in league history.

## ★ COMPLETE CONTROL ★

Dak Prescott ranks second in completion percentage in 2021, recording a career-best 73.9% completion rate so far:

### Highest Completion Percentage Among QBs in 2021

Player	Att	Comp	Yards	Pct	TD	Rating
Kyler Murray	165	124	1,512	75.2%	10	113.0
<b>Dak Prescott</b>	<b>165</b>	<b>122</b>	<b>1,368</b>	<b>73.9%</b>	<b>13</b>	<b>116.9</b>
Russell Wilson	125	90	1,196	72.0%	10	125.3
Joe Burrow	145	104	1,269	71.7%	11	106.4
Mac Jones	190	135	1,243	71.1%	5	86.4

Prescott has been extremely accurate, but not at the detriment of pushing the ball down field, passing for 1,368 yards and 8.29 yards-per-attempt on the year. He is one-of seven players to complete over 75% of his passes and throw for more than 1,000 yards in the first four games of a season since the 1970 NFL Merger:

### First Four Games, 75.0 Completion Pct., 1,000 Yards

Player	Season	Com%	Yards	Yards/Att
Tom Brady	2007	79.2%	1,118	9.32
<b>Dak Prescott</b>	<b>2021</b>	<b>75.2%</b>	<b>1,066</b>	<b>8.02</b>
Kyler Murray	2021	76.5%	1,005	9.85
Alex Smith	2017	76.0%	1,067	8.82
Drew Brees	2018	75.8%	1,295	8.04
Russell Wilson	2020	75.2%	1,285	9.38
Peyton Manning	2013	75.0%	1,470	9.42

Drew Brees holds the NFL record for completion percentage in a season, at 74.4% in 2018.

## ★ YOU COMPLETE ME ★

Dak Prescott completed 23-of-27 passes in Week 2 against the Chargers (9/19), registering a completion percentage of 85.2% that ranks second in the league in 2021 (Baker Mayfield, 90.5% vs. Hou) and fourth in his career in a single game.

### Prescott Career Games with 85.0% Completion Percentage

Date/Opp	Att	Comp	Yards	Pct	TD	INT
12/18/16 vs. TB	36	32	279	88.9%	0	0
9/15/19 at Was	30	26	269	86.7%	3	1
11/29/18 vs. NO	28	24	249	85.7%	1	0
<b>9/19/21 at LAC</b>	<b>27</b>	<b>23</b>	<b>237</b>	<b>85.2%</b>	<b>0</b>	<b>1</b>

Since he entered the league in 2016, Prescott's four games with a completion percentage over 85.0% are the most by any quarterback:

### Games with 85.0% Completion Percentage, Since 2016

Player	Games	W/L
<b>Dak Prescott</b>	<b>4</b>	<b>4-0</b>
Drew Brees	3	3-0
Derek Carr	3	2-1
Six players tied	2	--

## ★ ROAD WARRIOR ★

Prescott has a 19-17 record as the starting quarterback when he plays on the road in his career:

### Prescott Road Stadium Stats by Season

Season	W-L	Att	Comp	Yards	Pct	TD	INT
2016	6-2	211	139	1,691	65.9	12	3
2017	6-2	232	148	1,697	63.8	11	4
2018	3-5	278	177	1,890	63.7	8	5
2019	3-5	310	198	2,282	63.9	10	4
2020	0-2	96	62	738	64.6	4	2
2021	1-1	85	65	640	76.5	3	2
<b>Totals</b>	<b>19-17</b>	<b>1,212</b>	<b>789</b>	<b>8,938</b>	<b>65.1</b>	<b>48</b>	<b>20</b>

In Prescott's 19 road wins are 11 games in which he led a game-winning drive - the most by any quarterback on the road since 2016:

Player	Wins	Road GW-Dr	Player	Wins	Road GW-Dr
<b>Dak Prescott</b>	<b>19</b>	<b>11</b>	B. Roethlisberger	22	8
Derek Carr	18	10	Matt Stafford	17	8
Drew Brees	22	8	Aaron Rodgers	20	8

## ★ THIRD DOWN DARLING ★

Dak Prescott has been clutch on third down so far in 2021, completing 73.2% of his passes - third-highest rate among all QBs - and recording the second-highest passer rating in the league.

### Quarterback Passer Rating on Third Downs in 2021

Player	Att	Comp	Yards	Pct	TD	Rating
Tyrod Taylor	18	13	221	72.2%	1	131.9
<b>Dak Prescott</b>	<b>41</b>	<b>30</b>	<b>420</b>	<b>73.2%</b>	<b>3</b>	<b>130.1</b>
Kyler Murray	36	24	327	66.7%	5	123.5
Matthew Stafford	41	25	428	61.0%	3	118.1
Derek Carr	47	33	529	70.2%	4	116.5

Prescott's ability to make the play that extends the drive on third down should not be overlooked, as he is posting a first down on 24-of-41 third down attempts in 2021 - the second-highest percentage in the league:

### First Down Passing Percentage on Third Downs in 2021

Player	Att	Comp	Yards	1stD	1stD Pct
Tyrod Taylor	18	13	221	11	61.1%
<b>Dak Prescott</b>	<b>41</b>	<b>30</b>	<b>420</b>	<b>24</b>	<b>58.5%</b>
Patrick Mahomes	37	25	287	20	54.1%
Matt Stafford	41	25	428	22	53.7%

Due in large part to Prescott's proficiency, the Cowboys have been money on third downs so far in 2021, converting 51.6% (32-of-62) of their third down tries - second in the NFL. There has only been one Cowboys team to finish a season with a third down percentage above 50.0% in franchise history - the 1978 team that converted 50.2% of its third down attempts:

### Highest Cowboys Third Down Conversion Percentage

Season	Att	Conv	Pct
<b>2021</b>	<b>62</b>	<b>32</b>	<b>51.6%</b>
1978	235	118	50.2%
1979	241	120	49.8%
1980	243	120	49.4%
2006	205	100	48.8%

Below is a breakdown of the Cowboys third down conversions by distance in 2021:

3rd & Short (<4 Yds)	3rd & Med (4-6 Yds)	3rd & Long (>6 Yds)	3rd & 10+
18-26 (69.2%)	11-17 (64.7%)	3-19 (15.8%)	1-10 (10.0%)
Rank: 8th	Rank: 1st	Rank: 28th	Rank: t-24th

## ★ GUESS WHO'S DAK ★

Dak Prescott has returned from his 2020 season-ending ankle injury with a renewed purpose and focus in 2021, and he ranks second in the NFL in passer rating on his comeback tour:

### 2021 NFL Quarterback Rating

Player	Att	Cmp	Pct	Yds	TD	Int	Ratio	Rate
Russell Wilson	125	92	72.0	1,196	10	1	10.00	125.3
<b>Dak Prescott</b>	<b>165</b>	<b>122</b>	<b>73.9</b>	<b>1,368</b>	<b>13</b>	<b>3</b>	<b>4.33</b>	<b>116.9</b>
Matt Stafford	172	117	68.0	1,587	12	3	4.00	113.2
Kyler Murray	165	124	75.2	1,512	10	4	2.50	113.0
Tom Brady	225	149	66.2	1,767	15	2	7.50	108.5

Perhaps most impressive is Prescott's fourth quarter prowess, as he ranks third with a 120.3 passer rating in the final frame.

## ★ ELITE COMPANY ★

Dak Prescott has been incredibly efficient in the early stages of 2021, joining four other quarterbacks in the Super Bowl era to complete 73.0% of his passes while throwing for 1,250 yards and at least 12 touchdowns in the first five games of a season:

Player	Season	Cmp%	Yds	TD
Tom Brady	2007	74.1%	1,383	16
Peyton Manning	2009	73.5%	1,645	12
Peyton Manning	2013	75.8%	1,884	20
Philip Rivers	2013	73.7%	1,610	13
Russell Wilson	2019	73.1%	1,409	12
<b>Dak Prescott</b>	<b>2021</b>	<b>73.9%</b>	<b>1,368</b>	<b>13</b>



# 12.3%

Ezekiel Elliott eats up yards in big portions when he carries the ball, recording 184 rushes of 10-plus yards in his career. Elliott has averaged a big-play rush on 12.3% of his career carries, fourth among all active running backs and 17th all-time.

## ★ KING EZEKIEL ★

After leading the league in rushing as a rookie in 2016, Ezekiel Elliott finished 10th in the NFL in 2017 despite missing six games. He once again won the NFL rushing title in 2018 and finished fourth in 2019. He finished 2020 10th in rushing among running backs, 11th overall, and in 2021 he ranks third in the NFL.

Elliott became the second Cowboy, 11th player, fifth since the merger, to win the rushing title twice in his first three seasons:

### Rushing Titles in Two of First Three Seasons

Player	Seasons	Player	Season
Byron White, Pit/Det	1938, 40	Earl Campbell, Hou	1978-80
Bill Dudley, Pit	1942, 46	Eric Dickerson, LAR	1983-84
Bill Paschal, NYG	1943, 44	Emmitt Smith, Dal	1991-92
Jim Brown, Cle	1957-59	Egerrin James, Ind	1999-00
Cookie Gilchrist, Buf	1962, 64	<b>Ezekiel Elliott, Dal</b>	<b>2016, 18</b>
Jim Nance, Bos	1966-67		

In team history, Elliott became only the second Cowboy to win the rushing title in multiple seasons, joining Emmitt Smith (four):

### Dallas Cowboys Rushing Title Winners

Player	Season	Yards	Player	Season	Yards
Emmitt Smith	1991	1,563	DeMarco Murray	2014	1,845
Emmitt Smith	1992	1,713	<b>Ezekiel Elliott</b>	<b>2016</b>	<b>1,631</b>
Emmitt Smith	1993	1,486	<b>Ezekiel Elliott</b>	<b>2018</b>	<b>1,434</b>
Emmitt Smith	1995	1,773			

Elliott leads all NFC players with 452 rushing yards in 2021, and his total ranks third among all NFL rushers:

### 2021 NFL Rushing Leaders

Player	Att	Yards	Avg	TD	1st	1stD%
Derrick Henry	142	640	4.5	7	34	23.9%
Nick Chubb	90	523	5.8	4	24	26.7%
<b>Ezekiel Elliott</b>	<b>85</b>	<b>452</b>	<b>5.3</b>	<b>5</b>	<b>25</b>	<b>29.4%</b>
James Robinson	67	387	5.8	4	21	31.3%
Joe Mixon	93	386	4.1	3	17	18.3%
Alvin Kamara	94	368	4.2	3	14	14.9%
Austin Ekeler	67	349	5.2	4	19	28.4%

## ★ THE BOOK OF EZEKIEL ★

For only the second time in franchise history, the Dallas Cowboys used a top-five pick on a running back when they chose Ezekiel Elliott out of Ohio State with the fourth overall selection in the 2016 NFL Draft. Dallas selected Tony Dorsett with the second pick in the 1977 NFL Draft.

In his first season, Elliott produced seven 100-yard rushing games - most by a Cowboys rookie all-time and tied for the most in the NFL in 2016. He owns 30 for his career to rank third all-time in team history.

Dallas is 26-4 when Elliott tops 100 yards on the ground:

### Ezekiel Elliott 100-yard Rushing Games (30 total)

Yds	Opp	W/L	Date	Yds	Opp	W/L	Date
159	TB	W	12/18/16	121	WAS	W	11/22/18
157	@GB	W	10/16/16	117	LAR	W	12/15/19
152	DET	W	9/30/18	116	GB	L	10/8/17
151	@Phi	W	11/11/18	114	@Pit	W	11/13/16
150	@Was	W	10/29/17	113	PHI	W	12/9/18
147	@SF	W	10/22/17	111	@Was	W	9/15/19
<b>143</b>	<b>Car</b>	<b>W</b>	<b>10/3/21</b>	111	PHI	W	10/20/19
140	CHI	W	9/25/16	<b>110</b>	<b>NYG</b>	<b>W</b>	<b>10/10/21</b>
139	@NYG	W	11/4/19	107	@NYG	L	12/11/16
138	@SF	W	10/2/16	105	PHI	W	12/27/20
134	CIN	W	10/9/16	105	@NYJ	L	10/13/19
127	@Sea	L	9/23/18	104	NYG	W	9/10/17
125	MIA	W	9/22/19	106	JAX	W	10/14/18
122	@Atl	W	11/18/18	103	@Phi	W	12/31/17
122	WAS	W	12/29/19	103	@Min	W	11/22/20

### Career 100-Yard Rushing Games

Player	Games
Emmitt Smith	76
Tony Dorsett	43
<b>Ezekiel Elliott</b>	<b>30</b>

Elliott set a franchise rookie record with 12 games of 20-plus carries, which was also the most by any NFL rusher in 2016. He has 40 career games with 20-plus carries. Dallas is 30-10 during those contests:

### Ezekiel Elliott 20-plus Carry Games (40 total)

Opp	Date	Att	Yds	W/L	Opp	Date	Att	Yds	W/L
@Was	10/19/17	33	150	W	@Atl	11/18/18	23	122	W
CHI	9/25/16	30	140	W	NO	11/29/18	23	76	W
GB	10/8/17	29	116	L	@Was	9/15/19	23	111	W
@GB	10/16/16	28	157	W	PHI	10/20/19	22	111	W
PHI	12/9/18	28	113	W	PHI	10/30/16	22	96	W
@NYJ	10/13/19	28	105	L	@Ari	9/25/17	22	80	W
KC	11/5/17	27	93	W	@LAR	9/13/20	22	96	L
@Phi	12/31/17	27	103	W	ATL	9/20/20	22	89	W
WAS	11/22/18	26	121	W	@NE	11/24/19	21	86	L
@SF	10/22/17	26	147	W	@Was	9/18/16	21	83	W
DET	9/30/18	25	152	W	@Pit	11/13/16	21	114	W
BAL	11/20/16	25	97	W	LAR	10/1/17	21	85	L
@NYG	12/11/16	24	107	L	@Min	11/22/20	21	103	W
NYG	9/10/17	24	104	W	<b>NYG</b>	<b>10/10/21</b>	<b>21</b>	<b>110</b>	<b>W</b>
SEA	12/24/17	24	97	L	NYG	9/11/16	20	51	L
JAX	10/14/18	24	106	W	WAS	11/20/16	20	97	W
LAR	12/15/19	24	117	W	@Min	12/1/16	20	86	W
@NYG	11/4/19	23	139	W	@Hou	10/7/18	20	54	L
@SF	10/2/16	23	138	W	MIN	11/10/19	20	47	L
TB	12/18/16	23	159	W	<b>Car</b>	<b>10/3/21</b>	<b>20</b>	<b>143</b>	<b>W</b>

## ★ KEEP IT <sup>100</sup> ★

Ezekiel Elliott has posted 30 games with at least 100 rushing yards since 2016 - most in the NFL during that time:

### 100-Yard Rushing Games - 2016-21

Player	Games
<b>Ezekiel Elliott, Dal</b>	<b>30</b>
Derrick Henry, Ten	24
Nick Chubb, Cle	19

Elliott has two 100-yard outings in 2021, which is tied for second:

### 100-Yard Rushing Games - 2021

Player	Games	Player	Games
Derrick Henry	4	Alexander Mattison	2
Nick Chubb	2	David Montgomery	2
C. Edwards-Helaire	2	Many player tied	1
<b>Ezekiel Elliott</b>	<b>2</b>		

## ★ EZEKIEL ELLIOTT RUSHING TOUCHDOWNS BY TEAM ★



### ★ BIG-PLAY RUNS ★

Since entering the league in 2016, Elliott has posted the most "big-play" runs of 10-plus yards:

#### Big-Play Runs - 2016-21

Player	10+ Runs
<b>Ezekiel Elliott, Dal</b> .....	<b>184</b>
Derrick Henry, Ten .....	169
Melvin Gordon III, LAC/Den .....	130

In fact, Elliott has recorded a 10-plus yard run on 12.3% of his career carries, which ranks fourth in the NFL among active running backs and 17th in NFL history (min. 750 att):

#### Big-Play Run Percentage - Active Running Backs

Player	10+ Runs
Dalvin Cook, Min .....	13.0%
Alvin Kamara, NO .....	12.9%
Derrick Henry, Ten .....	12.8%
<b>Ezekiel Elliott, Dal</b> .....	<b>12.3%</b>

Elliott is tied for second in big-play runs in 2021 with 14:

Player	10+ Runs	Player	10+ Runs
Derrick Henry .....	16	Lamar Jackson .....	10
Nick Chubb .....	14	<b>Tony Pollard</b> .....	<b>10</b>
<b>Ezekiel Elliott</b> .....	<b>14</b>	James Robinson .....	10
Dalvin Cook .....	11	Six players tied .....	9

### ★ ALL I DO IS SCORE ★

Ezekiel Elliott's penchant for scoring touchdowns has put him in rarefied company, and with his rushing touchdown against Carolina (10/3), he became just the fifth player in NFL history to post 50 rushing touchdowns and 10 receiving touchdowns in the first 75 games of a career:

#### Players with 50 Rush TD and 10 Rec TD in First 75 Games

Player	Rush TD	Rec TD	Total TD
Jim Brown .....	68	11	79
Marcus Allen .....	52	15	67
Arian Foster .....	53	13	66
Todd Gurley II .....	59	12	71
<b>Ezekiel Elliott</b> .....	<b>50</b>	<b>10</b>	<b>60</b>

Elliott is the second Cowboys rusher to reach 50 scores on the ground in 75 games played, joining Emmitt Smith. Elliott reached 50 rushing scores in his 75th career game, while Smith reached the benchmark in his 61st game.

### ★ BY LAND AND BY AIR ★

Ezekiel Elliott rushed for a 13-yard score and caught a four-yard pass for a touchdown against the N.Y. Giants (10/10). It was Elliott's eighth career game with a touchdown on the ground and through the air, tied for second in the league since 2016:

#### Games with Rush TD & Rec TD Since 2016

Player	Team	Seasons	Games
Christian McCaffrey .....	CAR	2017-21	9
Alvin Kamara .....	NO	2017-21	8
<b>Ezekiel Elliott</b> .....	<b>DAL</b>	<b>2016-21</b>	<b>8</b>
David Johnson .....	ARZ/HOU	2016-21	6
Kareem Hunt .....	KC/CLE	2016-21	6

### ★ AIR & GROUND ★

Ezekiel Elliott has proven himself a dual-threat throughout his career, establishing a club record for the most games with 100 rush yards and 50 receiving yards in Cowboys history:

#### 100 Rush Yds & 50 Rec. Yds Games

Player	Games
<b>Ezekiel Elliott</b> .....	<b>5</b>
Tony Dorsett .....	4
Herschel Walker .....	4
Emmitt Smith .....	4

His five career games with at least 100 rushing yards and 50 receiving yards are also tied for the most by any league rusher since he entered the NFL in 2016 (Christian McCaffrey):

Player	Games	Player	Games
<b>Ezekiel Elliott</b> .....	<b>5</b>	James Conner .....	4
Christian McCaffrey .....	5	Todd Gurley .....	4
Le'Veon Bell .....	4	Four players tied .....	3

Elliott is also the second player in team history with 1,000 rushing yards and 500 receiving yards in a single season, joining Herschel Walker (1988):

#### 1,000 Rush Yds & 500 Rec. Yds

Player	Season	Rush	Rec	Total
Herschel Walker .....	1988	1,514	505	2,019
<b>Ezekiel Elliott</b> .....	<b>2018</b>	<b>1,434</b>	<b>567</b>	<b>2,001</b>

Elliott was voted FedEx Ground Player of the Week for his Week 4 performance against Carolina (10/3/21), when he tallied 143 rushing yards on 20 carries.

## ★ ALWAYS HUNGRY ★

Dak Prescott and Ezekiel Elliott entered the NFL as part of the Cowboys 2016 Draft class, and have shared a bond ever since. Since 2016, Prescott and Elliott have connected for the eighth-most touchdown hookups between a quarterback/running back duo in the NFL with 10 touchdowns:

Players	Team	TDs
Tom Brady/James White	NE	20
Philip Rivers/Austin Ekeler	LAC	14
Drew Brees/Alvin Kamara	NO	14
Jared Goff/Todd Gurley II	LAR	12
Cam Newton/Christian McCaffrey	Car	11
Matt Ryan/Tevin Coleman	Atl	11
Philip Rivers/Melvin Gordon III	LAC	11
<b>Dak Prescott/Ezekiel Elliott</b>	<b>Dal</b>	<b>10</b>
Aaron Rodgers/Aaron Jones	GB	9

Elliott has 11 touchdown catches in his career, which ties him with Emmitt Smith, Preston Pearson and Timmy Newsome for fourth all-time by a running back in Cowboys history:

Most Touchdown Catches by a Cowboys Running Back				
Player	Seasons	Rec	Yds	Rec TDs
Dan Reeves	1965-72	129	1,693	17
Daryl Johnston	1989-99	294	2,227	14
Tony Dorsett	1977-87	382	3,432	13
<b>Ezekiel Elliott</b>	<b>2016-21</b>	<b>250</b>	<b>2,012</b>	<b>11</b>
Timmy Newsome	1980-88	212	1,966	11
Preston Pearson	1975-80	189	2,274	11
Emmitt Smith	1990-02	486	3,012	11

## ★ GO AHEAD TD GLUTTON ★

Ezekiel Elliott has been a touchdown machine for the Cowboys, and he has been extra hungry in the pivotal moments of games, scoring 26 touchdowns to put the Cowboys ahead in the game since his rookie season - tied for the most go ahead touchdowns of any non-passer in the NFL:

### Go Ahead Rush and Rec TDs - 2016-21

Player	Rush TD	Rec TD	Total TDs
Davante Adams	0	26	26
<b>Ezekiel Elliott</b>	<b>22</b>	<b>4</b>	<b>26</b>
Melvin Gordon	20	4	24
Todd Gurley	15	6	21
Derrick Henry	19	0	19
Tyreek Hill	2	16	18
Alvin Kamara	13	5	18
<b>Amari Cooper</b>	<b>0</b>	<b>17</b>	<b>17</b>
Aaron Jones	12	5	17
Travis Kelce	0	17	17

## ★ ALL-TIME COWBOYS RUSHERS ★

Below are Ezekiel Elliott's rankings in several key offensive categories in Cowboys history:

RUSH ATTEMPTS		RUSHING TOUCHDOWNS	
Emmitt Smith	4,052	Emmitt Smith	153
Tony Dorsett	2,755	Tony Dorsett	72
Don Perkins	1,500	<b>Ezekiel Elliott</b>	<b>51</b>
<b>Ezekiel Elliott</b>	<b>1,498</b>	Marion Barber	47

RUSH YARDS		SCRIMMAGE YARDS	
Emmitt Smith	17,162	Emmitt Smith	20,174
Tony Dorsett	12,036	Tony Dorsett	15,468
<b>Ezekiel Elliott</b>	<b>6,836</b>	Jason Witten	12,977
Don Perkins	6,217	Michael Irvin	11,910
		<b>Ezekiel Elliott</b>	<b>8,848</b>

YARDS-PER-ATTEMPT		TOTAL TOUCHDOWNS	
DeMarco Murray	4.85	Emmitt Smith	164
<b>Ezekiel Elliott</b>	<b>4.56</b>	Tony Dorsett	85
Tony Dorsett	4.37	Dez Bryant	73
Walt Garrison	4.32	Bob Hayes	73
		Jason Witten	72
		Michael Irvin	65
		<b>Ezekiel Elliott</b>	<b>62</b>

## ★ HUNGRY? GRAB SCRIMMAGE YARDS ★

Ezekiel Elliott ranked eighth among running backs - 15th overall - in the NFL with 1,317 scrimmage yards in 2020, and ranks fourth in 2021:

### Scrimmage Yards by Running Backs in 2021

Player	Team	Rush Yds	Rec Yds	Tot Yds
Derrick Henry	Ten	640	125	765
Nick Chubb	Cle	523	35	558
Austin Ekeler	LAC	349	194	543
<b>Ezekiel Elliott</b>	<b>Dal</b>	<b>452</b>	<b>55</b>	<b>507</b>
Najee Harris	Pit	307	198	505
Alvin Kamara	NO	368	113	481
James Robinson	Jac	387	88	475
Cordarrelle Patterson	Atl	173	295	468
Kareem Hunt	Cle	295	149	444
D'Andre Swift	Det	190	252	442

Elliott also leads all players in scrimmage yards since he entered the league in 2016:

### Scrimmage Yards Leaders Since 2016

Player	Rush Yds	Rec Yds	Tot Yds
<b>Ezekiel Elliott</b>	<b>6,836</b>	<b>2,012</b>	<b>8,848</b>
Derrick Henry	6,500	817	7,317
Todd Gurley II	4,976	2,066	7,042
Melvin Gordon III	4,867	1,935	6,802
Alvin Kamara	3,708	2,937	6,645

Since 2016, Elliott is the only player in the NFL with at least 6,000 rushing yards and 2,000 receiving yards, and he ranks third in scrimmage yards-per-game among all players in the Super Bowl era:

Player	Scr. Yds/G	Player	Scr. Yds/G
Billy Sims	119.6	C. McCaffrey	114.5
Barry Sanders	118.9	Terrell Davis	113.9
<b>Ezekiel Elliott</b>	<b>116.4</b>	Walter Payton	111.9

## ★ KEEP IT <sup>100</sup> PART 2 ★

Ezekiel Elliott does not discriminate when it comes to 100-yard games, gobbling up yards on the ground and in the air throughout his career to the tune of 47 games with 100 scrimmage yards - by far the most of any player in the NFL since 2016:

### 100 Scrimmage Yard Games - 2016-21

Player	Games
<b>Ezekiel Elliott, Dal</b>	<b>47</b>
Julio Jones, Atl	31
Alvin Kamara, NO	31
David Johnson, Hou	29
Christian McCaffrey, Car	29
Melvin Gordon, LAC/Den	28
Derrick Henry, Ten	28

In fact, Elliott's 47 games with 100 scrimmage yards are tied for 15th by any player in the first six years of a career:

### 100 Scrimmage Yard Games - First Six NFL Seasons

Player	Games	Player	Games
Eric Dickerson	64	Matt Forte	50
Edgerrin James	62	Steven Jackson	50
LaDainian Tomlinson	60	Ricky Watters	50
Emmitt Smith	59	Clinton Portis	49
Marcus Allen	55	Shaun Alexander	47
Adrian Peterson	55	Ottis Anderson	47
Thurman Thomas	55	Arian Foster	47
Curtis Martin	54	LeSean McCoy	47
Barry Sanders	53	<b>Ezekiel Elliott</b>	<b>47</b>
Marshall Faulk	51	Chris Johnson	46

Elliott's 47 games with 100 scrimmage yards are tied for third in Cowboys history with Michael Irvin (47):

### Dallas Cowboys 100-Yard Scrimmage Games

Player	Career Gms	100-Yd Gms	100-Yd%
Emmitt Smith	201	100	49.8%
Tony Dorsett	157	71	45.2%
Michael Irvin	159	47	29.5%
<b>Ezekiel Elliott</b>	<b>76</b>	<b>47</b>	<b>61.8%</b>
Calvin Hill	73	30	41.1%

## ★ MOVE THE CHAINS ★

Ezekiel Elliott was the engine that kept the Cowboys offense moving in 2021, accounting for 82 total first downs on the year - the fifth-most first downs in the league. Elliott has 28 total first downs in 2021 and ranks second with 25 rushing first downs:

### Most Rushing First Downs by Player in 2021

Player	Rush Att	Rush 1st	1st%
Derrick Henry.....	142	34	23.9%
<b>Ezekiel Elliott.....</b>	<b>85</b>	<b>25</b>	<b>29.4%</b>
Nick Chubb.....	90	24	26.7%
Antonio Gibson.....	79	21	26.6%
James Robinson.....	67	21	31.3%

Additionally, Elliott is gaining a first down on 29.4% of his carries, which ranks seventh among qualifying running backs in 2021 (min. 25 carries).

Elliott is one of the most prolific chain movers at the running back position in recent history, picking up a first down on 25.7% of his 1,498 career carries - a percentage that ranks ninth among all rushers since the data became available in 1994 (min. 500 att.):

### Highest Rush 1st Down Percentage by RB Since 1994

Player	Att	Yds	1st D	1st D %
Zack Crockett.....	510	1,701	158	31.0%
Alvin Kamara.....	766	3,708	201	26.2%
Marcus Allen*.....	726	2,934	195	26.9%
Priest Holmes.....	1,780	8,172	471	26.5%
Chris Carson.....	769	3,502	201	26.1%
Jamaal Charles.....	1,407	7,563	368	26.2%
Sammy Morris.....	736	3,053	190	25.8%
Marlon Mack.....	554	2,421	143	25.8%
<b>Ezekiel Elliott.....</b>	<b>1,498</b>	<b>6,836</b>	<b>385</b>	<b>25.7%</b>
Aaron Jones.....	721	3,673	184	25.5%

\*numbers from career stats starting in 1994

## ★ CONSUMMATE CONSUMER ★

Ezekiel Elliott's first five NFL seasons have put him in the upper echelon of running backs at the outset of a career, as he is one-of-four players in NFL history to record 1,200 scrimmage yards and seven touchdowns in each of his first five years:

### Players with 1,200 Yards and Seven TDs in First Five Years

Player	Seasons	Total Yards	Total TD
Ricky Watters.....	1992-96	7,852	58
Randy Moss.....	1998-02	6,884	60
LaDainian Tomlinson.....	2001-05	9,753	80
<b>Ezekiel Elliott.....</b>	<b>2016-20</b>	<b>8,341</b>	<b>56</b>

Elliott tied with Jamal Lewis, Curtis Martin and LaDainian Tomlinson for the 15th-most 100-yard rushing games (28) by a player in his first five NFL seasons, and his 8,341 scrimmage yards in his first five seasons rank eighth in NFL history:

### Most Scrimmage Yards in First Five NFL Seasons

Player	Seasons	Touches	Total Yards
LaDainian Tomlinson.....	2001-05	2,044	9,753
Eric Dickerson.....	1983-87	1,884	9,301
Thurman Thomas.....	1988-92	1,623	8,982
Emmitt Smith.....	1990-94	1,869	8,759
Chris Johnson.....	2008-12	1,693	8,546
William Andrews.....	1979-83	1,535	8,384
Walter Payton.....	1975-79	1,704	8,350
<b>Ezekiel Elliott.....</b>	<b>2016-20</b>	<b>1,654</b>	<b>8,341</b>
Eddie George.....	1996-00	1,927	8,321
Barry Sanders.....	1989-93	1,598	8,288

## ★ COMPLETE BACK ★

Ezekiel Elliott is an integral part in protecting the quarterback in Dallas' passing attack, picking up blitzers and helping combat opposing rushers. Since 2018, he has finished in the top-five in pass block snaps among running backs and has allowed a pressure on very few of those block attempts, posting efficiency numbers above 90.0% every year of his career, per PFF:

Year	Pass Blk Snps	Eff%	Year	Pass Blk Snps	Eff%
2021.....	<b>34 (17th)</b>	<b>90.6%</b>	2018.....	88 (5th)	95.2%
2020.....	99 (1st)	94.0%	2017.....	43 (23rd)	94.7%
2019.....	106 (2nd)	93.7%	2016.....	60 (20th)	95.5%

## ★ FORWARD MOMENTUM ★

The Dallas Cowboys have a tandem of running backs that are among the best at providing positive yards at every opportunity, with Ezekiel Elliott recording a negative rush on only 4.71% of his 85 carries - the seventh-lowest percentage - and Tony Pollard yet to record a negative rush on 51 attempts:

### Lowest Negative Rush Percentage in 2021

Player	Team	Carries	Stuffs	Stuff %
<b>Tony Pollard.....</b>	<b>Dal</b>	<b>51</b>	<b>0</b>	<b>0.00%</b>
Chase Edmonds.....	Ari	49	0	0.00%
Mark Ingram II.....	Hou	68	2	2.94%
Devin Singletary.....	Buf	55	2	3.64%
Sony Michel.....	LAR	45	2	4.44%
Ausint Ekeler.....	LAC	67	3	4.48%
<b>Ezekiel Elliott.....</b>	<b>Dal</b>	<b>85</b>	<b>4</b>	<b>4.71%</b>
Cordarrelle Patterson.....	Atl	41	2	4.88%
Alvin Kamara.....	NO	94	5	5.32%
Leonard Fournette.....	TB	56	3	5.36%

\*min. 30 carries

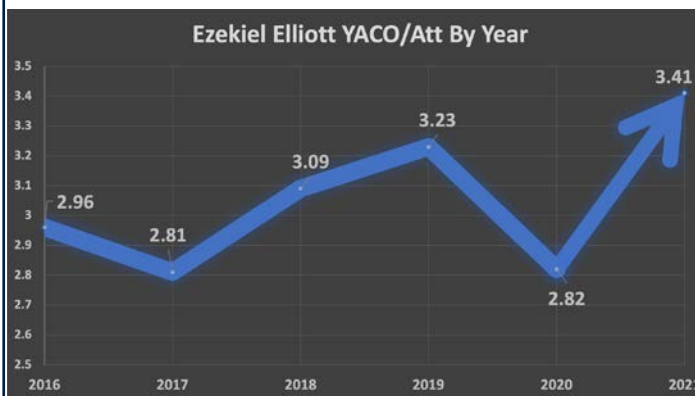
## ★ BUILT ZEKE TOUGH ★

Ezekiel Elliott was a bruising force with the ball in his hands in 2020, punishing opposing defenses with 688 yards after contact when he carried the ball - ninth in the NFL (per PFF). Elliott ranks third in the NFL in 2021 with 290 yards after contact:

Player	Team	Rush	Yards	YACO	YACO/Att
Derrick Henry.....	Ten	142	640	461	3.25
Nick Chubb.....	Cle	90	523	375	4.17
<b>Ezekiel Elliott.....</b>	<b>Dal</b>	<b>85</b>	<b>452</b>	<b>290</b>	<b>3.41</b>
James Robinson.....	Jac	67	387	282	4.21
Joe Mixon.....	Cin	93	386	272	2.92
Alvin Kamara.....	NO	94	368	252	2.68
Antonio Gibson.....	Was	79	313	223	2.82
Najee Harris.....	Pit	78	307	222	2.85

Elliott recorded 99 yards after contact in the Week 4 win over Carolina, his most in a single game since Week 15 of the 2019 season against the LA Rams (12/15/19), when he had 104 yards.

He is averaging 3.41 yards after contact per-attempt in 2021, which is the highest average of his career:



## ★ MR. TOUCHDOWN ★

Ezekiel Elliott reached 50 career touchdowns - 41 rushing and nine receiving - in the 2020 season opener at the LA Rams. He currently sits at 59 scores, the 11th Cowboy to reach 50 career touchdowns and the fourth to do so in his first five seasons, joining Emmitt Smith (75), Dez Bryant (58) and Bob Hayes (53):

### Cowboys Players with 50 TDs Through First Five Years

Player	Gms	Rush TD	Rec TD	Ret TD	Tot TD
Emmitt Smith.....	77	71	4	0	75
Dez Bryant.....	75	0	56	2	58
<b>Ezekiel Elliott.....</b>	<b>71</b>	<b>46</b>	<b>10</b>	<b>0</b>	<b>56</b>
Bob Hayes.....	64	1	49	3	53

Elliott's 62 touchdowns since 2016 are tied for fourth-most in the NFL.

## ★ GIVE HIM 200 ★

Ezekiel Elliott owns four 200 scrimmage yard games in his career - tied with DeMarco Murray and Emmitt Smith for the most such games in Cowboys history. Marshall Faulk owns the NFL record with 14 200-yard games.

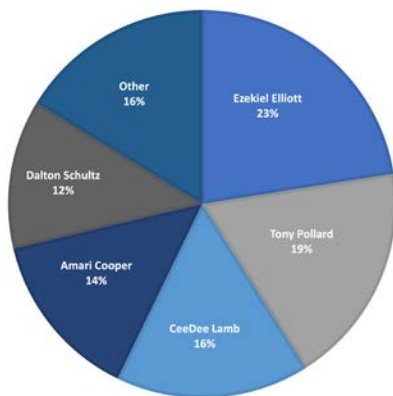
### Ezekiel Elliott 200-Yard Games

Date/Opp	Rush Yds	Rec Yds	Tot Yds
9/30/18 vs. Det.....	152	88	240
10/22/17 at SF.....	147	72	219
11/13/16 at Pit.....	114	95	209
11/18/18 at Atl.....	122	79	201

## ★ DIVIDING UP THE PIE ★

Dallas Cowboys Head Coach Mike McCarthy has a plethora of offensive weapons at his disposal. Below is a breakdown of the percentage of yards gained by player in 2021:

### Dallas Cowboys Offensive Breakdown - 2,254 Gross Yards



## ★ WHAT A RUSH ★

The Cowboys rushed for 245 yards in the win against Carolina (10/3), which is just the fifth time that Dallas has totaled for 245-or-more rushing yards in a single game since 2000. The last time Dallas surpassed 245 rushing yards was against the LA Rams (263, 12/15/19).

### Dallas Cowboys Top Rushing Performances Since 2000

Date/Opp	Rush Att.	Rush Yds	Yds/Att
10/23/11 vs. Stl.....	34	294	8.65
10/22/17 at SF.....	43	265	6.16
12/15/19 vs. LAR.....	45	263	5.84
9/20/09 vs. NYG.....	29	251	8.66
<b>10/3/21 vs. Car.....</b>	<b>34</b>	<b>245</b>	<b>7.21</b>

Dallas again topped 200 yards on the ground against the N.Y. Giants, (10/10), giving them a two-game streak eclipsing the 200-yard mark. The Cowboys are one-of-two teams with multiple 200-yard rushing performances in 2021 (Cleveland, two games), and the two-game streak is tied for the longest in team history (eight previous occurrences):

### Dallas Cowboys Streaks with 200 Rushing Yards

Streak Dates/Opp	Length	Total RushYds
<b>10/3/21 vs. Car - 10/10/21 vs. NYG.....</b>	<b>2*</b>	<b>446</b>
9/15/19 at Was - 9/22/19 vs. Mia.....	2	448
9/20/09 vs. Car - 9/28/09 NYG.....	2	463
10/7/79 at Min - 10/14/79 vs. LAR.....	2	480
10/2/77 vs. TB - 10/9/77 at Stl.....	2	469
12/13/75 vs. Was - 12/21/75 at NYJ.....	2	450
12/16/73 at Stl - 9/15/74 at Atl.....	2	412
12/3/72 at Stl - 12/9/72 vs. Was.....	2	455
10/28/62 vs. Stl - 11/4/62 at Was.....	2	425

\*Active Streak

# 9

Dallas had nine rushes of 10-plus yards against Carolina (10.3), which is tied for the second-highest total in a single game for the Cowboys since 2000. Dallas' highest figure was 10 rushes of 10-or-more yards three different times.

## ★ DEALING OUT 100s ★

Ezekiel Elliott has an active two-game streak with 100 rushing yards, his longest streak since a three-game clip in 2019 and tied for the fifth-longest of his career:

### Ezekiel Elliott 100-Yard Rushing Streaks

Streak Dates/Opp	Length	Total RushYds
9/25/16 vs. Chi - 10-16/16 at GB.....	4	569
10/13/19 at NYJ - 11/4/19 at NYG.....	3	355
11/11/18 at Phi - 11/22/18 vs. Was.....	3	394
10/8/17 vs. GB - 10/29/17 at Was.....	3	413
<b>10/3/21 vs. Car - 10/10/21 vs. NYG.....</b>	<b>2*</b>	<b>253</b>
9/15/19 at Was - 9/22/19 vs. Mia.....	2	236
9/23/18 at Sea - 9/30/18 vs. Det.....	2	279
12/11/16 at NYG - 12/18/16 vs. TB.....	2	266

\*Active Streak

## ★ GIVE THEM 100 ★

The Dallas Cowboys offense has put a premium on its rushing attack, and since 2016, the unit has logged the most games (32) with a 100-yard rusher in the NFL:

### Games with a 100-Yard Rusher - 2016-21

Team	Games
<b>Dallas.....</b>	<b>32</b>
Tennessee.....	30
Cleveland.....	25
Baltimore.....	24

## ★ SETTING THE TABLE ★

The Dallas Cowboys have been one of the most efficient offenses in 2021, ranking fourth in scoring efficiency (50.9%), third in 3 & Out percentage (12.7%) and second in third down conversions (51.6%). A large part of that success stems from their ability to pick up yards on first down, as they lead the NFL in percentage of first down plays gaining four-or-more yards:

Team	1stD Plays	4+ Yd Gains	4+ Pct
<b>Dallas.....</b>	<b>158</b>	<b>100</b>	<b>63.3%</b>
Jacksonville.....	139	82	59.0%
Kansas City.....	160	92	57.5%
Washington.....	139	79	56.8%
Seattle.....	127	72	56.7%

Dallas' rushing efforts have played a large part in its first down success, as it ranks first in yards-per-carry on first down (5.95) on the second-most first down rush attempts (99), and Cowboys rushers have gained four-plus yards on 59.6% of their first down carries:

### First Down Rushes Gaining Four-Plus Yards

Team	1stD Rush	4+ Yd Gains	4+ Pct
Jacksonville.....	64	40	62.5%
<b>Dallas.....</b>	<b>99</b>	<b>59</b>	<b>59.6%</b>
Philadelphia.....	54	32	59.3%
Kansas City.....	73	43	58.9%
Tampa Bay.....	66	37	56.1%
Washington.....	66	37	56.1%

Ezekiel Elliott and Tony Pollard both rank in the top-five in rushing average on first down in 2021:

Player	1stD Rush	1stD Yds	1stD Avg.
<b>Tony Pollard.....</b>	<b>31</b>	<b>221</b>	<b>7.13</b>
Ty'Son Williams.....	16	99	6.19
Jalen Hurts.....	18	105	5.83
Miles Sanders.....	25	144	5.76
<b>Ezekiel Elliott.....</b>	<b>53</b>	<b>295</b>	<b>5.57</b>
Lamar Jackson.....	23	128	5.57
Darrell Henderson Jr.....	35	194	5.54

Dallas has run the ball on a league-high 62.7% of its first down plays:

### First Down Rush Percentage

Team	1stD Plays	1stD Rush	Rush%
<b>Dallas.....</b>	<b>158</b>	<b>99</b>	<b>62.7%</b>
Cleveland.....	150	93	62.0%
Tennessee.....	166	101	60.8%

## ★ SEEING DOUBLE ★

Dallas had two running backs in Ezekiel Elliott (112) and Tony Pollard (103) eclipse 100 scrimmage yards against the N.Y. Giants - the first time Dallas had two running backs over the century mark since 12/5/19 vs. the LA Rams, and the fifth time since 1989:

### Cowboys Running Backs with 100 Scrimmage Yards

Date/Opp	RB1	RB2
10/10/21 vs. NYG	E. Elliott (112)	T. Pollard (103)
12/15/19 vs. LAR	E. Elliott (160)	T. Pollard (143)
9/22/19 vs. Mia	E. Elliott (139)	T. Pollard (128)
9/27/15 vs. Atl	J. Randle (105)	L. Dunbar (105)
9/28/09 vs. Car	F. Jones (114)	T. Choice (118)

## ★ YARD DOGS ★

The Cowboys accumulated 515 yards of offense against the N.Y. Giants (10/10), their first 500-yard game in 2021 after compiling four 500-yard efforts in 2020 - tied with the 1966, 1978 and 2019 squads for the most such games in franchise history.

In the Cowboys 515-yard performance were 314 passing yards and 201 rushing yards, marking the sixth time in team history a Cowboys offense posted 300 yards through the air and 200 yards on the ground in the same game - the first time since 1983:

### Dallas Cowboys Games with 300 Pass Yds, 200 Rush Yds

Date/Opp	Rush Yds	Pass Yds	Tot Yds
10/10/21 vs. NYG	201	314	515
10/16/83 vs. Phi	212	310	522
9/4/78 vs. Bal	278	305	583
9/30/73 vs. Stl	250	328	578
12/20/70 vs. Hou	208	341	549
10/9/66 vs. Phi	212	440	652

## ★ YEAH, THAT'S RIGHT ★

The Cowboys rank third in the NFL with 163 rush attempts so far in 2021, and in those 163 carries they have recorded 64 runs to the middle of the line, 45 runs to the left and 54 runs to the right. The right side of the line is where they have experienced the most success, averaging 6.59 yards-per-carry over the right side:

### Dallas Cowboys Rushing By Location in 2021

	Total Rush	Yards	Yards/Att
Middle	64	313	4.89
Left	45	195	4.33
Right	54	356	6.59

The Cowboys average of 6.59 yards-per-rush behind the right side of the offensive line is the second-highest average by any team in a location (right, left, middle) in 2021:

Team	Location	Rush	Yds	Avg.
Jacksonville	Left	39	301	7.72
Dallas	Right	54	356	6.59
Cleveland	Right	79	511	6.47

## ★ POINT MEN ★

Dallas has scored 170 points through the first five games of 2021 - the highest scoring offense in the NFL in 2021 and the fourth-highest point total through five weeks in team history:

### Dallas Cowboys Most Points Through Five Weeks

Season	Pts
1968	193
1966	183
2007	176
2021	170
2020	163

The Cowboys have started the scoring barrage early in their five games this year, leading the NFL in first quarter points and playing with a lead for an average of 34:39 of game time in 2021 (57.5%).

### Most First Quarter Points in 2021

Team	Pts
Dallas	45
Arizona	38
Buffalo	38

## ★ DOUBLE TROUBLE ★

Tony Pollard complements Ezekiel Elliott as a second option in the Cowboys backfield, and in 2021 he has two 100-yard games as a dual threat option, giving him five for his career:

### Tony Pollard Career 100-Yard Games

Date/Opp	Rush Yds	Rec Yds	Tot Yds
12/15/19 vs. LAR	131	12	143
9/19/21 at LAC	109	31	140
12/20/20 vs. SF	69	63	132
9/22/19 vs. Mia	103	25	128
10/10/21 vs. NYG	75	28	103

Pollard has 10 rushes of 10-plus yards on the season - tied for fifth in the NFL - on only 51 carries, which at 19.6% ranks as the fourth-highest percentage of 10+ runs in the league (min. 20 carries):

### Highest Percentage of 10-Plus Yard Runs in 2021

Player	Rush	10+ Rush	10+%
Dalvin Cook	51	11	21.6%
Jalen Hurts	43	9	20.9%
Josh Allen	35	7	20.0%
<b>Tony Pollard</b>	<b>51</b>	<b>10</b>	<b>19.6%</b>
Cordarrelle Patterson	41	8	19.5%
Ty'Son Williams	31	6	19.4%

## ★ CAN'T TOUCH THIS ★

Tony Pollard has ranked among the leaders at forcing missed tackles, avoiding tacklers on 24.1% of his touches on the ground and in the passing game in 2020, per PFF (min. 75 touches):

### Tackles Avoided Percentage by RBs in 2020

Player	Touches	Tkl Avoided	Avoid %
Nick Chubb	206	64	31.1%
Mike Davis	224	65	29.0%
Alexander Mattison	109	29	26.6%
Justin Jackson	78	20	25.6%
<b>Tony Pollard</b>	<b>129</b>	<b>31</b>	<b>24.1%</b>

Through five games in 2021 Pollard has forced 13 missed tackles on 63 touches (20.6%).



# 37%

Tony Pollard has one touchdown and 19 first downs on 51 carries in 2021 and is averaging a first down or touchdown on 37.3% of his carries in 2021 - the fourth-highest percentage among all running backs, min 25 carries.





## ★ 200-YARD CLUB ★

Amari Cooper exploded for a career-best 226 receiving yards on 11 receptions against Green Bay (10/6/19), his second 200-yard game as a Cowboy and the third of his career. He is the only Cowboys player to have multiple 200-yard games:

### Cowboys Receivers with 200 Yards

Player	Date/Opp	Rec	Yards	TD
Miles Austin	10/11/19 at KC	10	250	2
Bob Hayes	11/13/66 at Was	9	246	2
Frank Clarke	9/16/62 vs. Was	10	241	3
<b>Amari Cooper</b>	<b>10/6/19 vs. GB</b>	<b>11</b>	<b>226</b>	<b>1</b>
Dez Bryant	12/23/12 vs. NO	9	224	2
Lance Rentzel	11/19/67 vs. Was	13	223	1
<b>Amari Cooper</b>	<b>12/9/18 vs. Phi</b>	<b>10</b>	<b>217</b>	<b>3</b>
Tony Hill	11/12/79 vs. Phi	7	213	2
Terrell Owens	11/23/08 vs. SF	7	213	1
Michael Irvin	9/20/92 vs. Pho	8	210	3
James Dixon	11/12/89 at Pho	6	203	1
Kevin Williams	12/25/95 at Ari	9	203	2

Cooper is one-of-five players in NFL history with three-or-more games of 10 receptions and 200 yards:

Player	Team	Games
Calvin Johnson	Det	4
Jerry Rice	SF	4
<b>Amari Cooper</b>	<b>Oak/Dal</b>	<b>3</b>
Isaac Bruce	Stl	3
Julio Jones	Atl	3

# 12

Since Amari Cooper's trade to Dallas in Week 9 of 2018, he has produced **12** touchdown catches of 20-plus yards, the second-most in the NFL. In fact, **52.2%** of Cooper's 23 regular season touchdowns with Dallas have come from 20-plus yards.

## ★ THE AMARI EFFECT ★

Amari Cooper has been a reliable target for the Cowboys and has been particularly efficient at moving the chains for the offense, recording 165 first down receptions (fifth) spanning four seasons since his trade to Dallas:

### NFL 1st Down Receiving Leaders - Week 9, 2018 to 2021

Player	GP	Rec	Yds	TD	1st	1st%
Travis Kelce, KC	44	291	3,708	26	206	70.8%
DeAndre Hopkins, Ari	44	304	3,667	22	204	67.1%
Davante Adams, GB	39	299	3,646	32	190	63.5%
Keenan Allen, LAC	44	294	3,250	20	181	61.6%
<b>Amari Cooper, Dal</b>	<b>46</b>	<b>249</b>	<b>3,346</b>	<b>23</b>	<b>165</b>	<b>66.3%</b>
Mike Evans, TB	43	206	3,234	29	163	79.1%
Julio Jones, Atl/Ten	36	222	3,234	17	163	73.4%
DJ Moore, Car	44	225	3,315	12	163	72.4%
Allen Robinson, Chi	44	247	3,047	16	162	65.6%

Cooper has also demonstrated a penchant for scoring touchdowns in his tenure with the Cowboys, posting 23 touchdown receptions - seventh in the NFL - and finding the end zone on 9.2% of his catches:

### Wide Receiver Touchdown Leaders - Week 9, 2018 to 2021

Player	Rec	TD	TD%
Davante Adams, GB	299	32	10.7%
Tyreek Hill, KC	225	31	13.8%
Mike Evans, TB	206	29	14.1%
Adam Thielen, Min	169	27	15.9%
Travis Kelce, KC	291	26	8.9%
Tyler Lockett, Sea	239	25	10.4%
<b>Amari Cooper, Dal</b>	<b>249</b>	<b>23</b>	<b>9.2%</b>
DeAndre Hopkins, Hou/Ari	304	22	7.2%
DK Metcalf, Sea	166	22	13.3%

Cooper changed the way Dallas was operating on third downs, and since he joined the Cowboys offense, the team ranks third in third down conversion percentage (45.5%). He leads all Cowboys receivers with 42 receiving first downs on third down in his time with Dallas and has converted 82.4% (42-of-51) of his 51 third down receptions into first downs.

## ★ CHECKMATE COOPER ★

Amari Cooper established a career high with 92 catches on the 2020 season, surpassing his previous high of 83:

Season	Team	Rec	Yards	TD
<b>2020</b>	<b>Dallas</b>	<b>92</b>	<b>1,114</b>	<b>5</b>
2016	Oakland	83	1,153	5
2019	Dallas	79	1,189	8
2018	Dal/Oak	75	1,005	7
2015	Oakland	72	1,070	6
2017	Oakland	48	680	7

Cooper's 92 receptions are tied for the eighth-most in single-season team history, and he is only the fourth Cowboys player to eclipse 90 catches in a season:

### Cowboys Players to Record 90 Catches in a Season

Player	90-Catch Seasons
Jason Witten	4 (2007, 09, 10, 12)
Dez Bryant	2 (2012, 13)
Michael Irvin	2 (1991, 95)
<b>Amari Cooper</b>	<b>1 (2020)</b>

Cooper also eclipsed 1,000 receiving yards on the season, marking his third consecutive year topping 1,000 yards and fifth season overall for his career. Cooper is just the 11th player in NFL history to open a career with at least five 1,000-yard seasons in his first six years:

Player	Team(s)	Seasons	1,000-Yd Seasons
Mike Evans	TB	2014-19	6
Randy Moss	Min	1998-03	6
Lance Alworth	SD	1963-67	5
Odell Beckham Jr.	NYG/Cle	2014-19	5
Marques Colston	NO	2006-11	5
<b>Amari Cooper</b>	<b>Oak/Dal</b>	<b>2015-20</b>	<b>5</b>
A.J. Green	Cin	2011-15	5
Torry Holt	Stl	2000-04	5
Chad Johnson	Cin	2002-06	5
Brandon Marshall	Den/Mia	2007-11	5
Jerry Rice	SF	1986-90	5

Cooper has proven to be a reliable receiver for the Cowboys offense, and in 2020 he caught 92-of-130 passes he was targeted on, which at 70.8% was the 10th-highest reception rate among wide receivers in the league (min. 100 targets).

Player	Tgt	Rec	Rec%	Player	Tgt	Rec	Rec%
D. Adams	149	115	77.2%	C. Kupp	124	92	74.2%
C. Beasley	107	82	76.7%	D. Hopkins	160	115	71.9%
S. Diggs	166	127	76.5%	T. Boyd	110	79	71.8%
J. Smith-Schuster	128	97	75.8%	J. Landry	101	72	71.3%
T. Lockett	132	100	75.8%	<b>A. Cooper</b>	<b>130</b>	<b>92</b>	<b>70.8%</b>

## ★ COOPER'S CATCHES BY TEAM ★

Following the game against San Francisco (12/20/20) in which he caught two passes, Amari Cooper now has caught a pass against every NFL team except for the Cowboys and Raiders - the two teams he has played for. Below are Cooper's receptions by team:



Since his trade to Dallas in the middle of 2018, Cooper has caught 10 touchdowns against the NFC East, the sixth-most by any player against his own division in that span:

Player	TD Rec	Player	TD Rec
Chris Godwin	13	Stefon Diggs	11
Davante Adams	11	<b>Amari Cooper</b>	<b>10</b>
Tyler Lockett	11	Jared Cook	9
Marvin Jones Jr.	11	11 players tied	8

## ★ FLY THE COOP ★

Amari Cooper was dynamic in 2020 with 92 receptions (t-11th) to go with 1,114 yards (14th) and 54 first downs (15th).

Cooper's 92 catches in 2020 tied for the eighth-most in a season by any player in Cowboys history:

### Single-Season Catches - Cowboys History

Player	Season	Rec	Player	Season	Rec
Michael Irvin	1995	111	Dez Bryant	2013	93
Jason Witten	2012	110	Michael Irvin	1991	93
Jason Witten	2007	96	<b>Amari Cooper</b>	<b>2020</b>	<b>92</b>
Jason Witten	2009	94	Dez Bryant	2012	92
Jason Witten	2010	94	Two players tied	--	88

Cooper has been especially dynamic at his home venues, where he has totaled the most receiving yards in the NFL since 2018:

### Most Receiving Yards at Home, 2018-2021

Team	Games	Rec.	Yds
<b>Amari Cooper</b>	<b>27</b>	<b>149</b>	<b>2,358</b>
Travis Kelce	26	163	2,199
Keenan Allen	26	192	2,188
DeAndre Hopkins	25	173	2,161

Cooper's league-leading receiving total at home since 2018 is aided by his 23 receptions of 25-plus yards, second-most in the league at home over the same time span.

## ★ THAT'S AMARI! ★

Amari Cooper has changed the way Dallas operates in the passing game, stretching defenses and providing a touchdown threat from anywhere on the field. Since Dallas acquired Cooper, 12 of his 23 touchdowns have come from 20-plus yards - second league-wide from Week 9, 2018 through 2021:

### 20+ Yard Touchdown Receptions from Week 9, 2018-2021

Player	Rec	TD	20+ TD	20+ Pct.
Tyreek Hill, KC	225	31	19	61.3%
<b>Amari Cooper, Dal</b>	<b>249</b>	<b>23</b>	<b>12</b>	<b>52.2%</b>
Mike Evans, TB	206	29	11	37.9%
Antonio Brown, Pit/Ne/TB	127	15	10	66.7%
Marquise Brown, Bal	132	20	10	50.0%
Nelson Agholor, Phi/LV	126	15	9	60.0%
Jared Cook, Oak/NO/LAC	129	20	9	47.4%
Stefon Diggs, Min/Buf	262	20	9	45.0%
Tyler Lockett, Sea	239	25	9	36.0%
DK Metcalf, Sea	166	22	9	40.9%

## ★ CATCH ME IF YOU CAN ★

Amari Cooper caught 10 passes for 81 yards in the 2020 season opener at the LA Rams (9/13/20), and then 13 passes for 139 yards in the 2021 season opener at Tampa Bay (9/9). Cooper's 13 catches are the most by a Cowboys player in the opening game of a season, surpassing the previous record which he tied with his 2020 performance:

Player	Opp/Date	Rec.
<b>Amari Cooper</b>	<b>@TB, 9/9/21</b>	<b>13</b>
<b>Amari Cooper</b>	<b>@LAR, 9/13/20</b>	<b>10</b>
Miles Austin	@WAS, 9/12/10	10
Miles Austin	NYG, 9/8/13	10
Frank Clarke	WAS, 9/16/62	10
Frank Clarke	STL, 9/12/64	10
Tony Dorsett	@LAR, 9/3/84	10

Cooper owns 10 career games with 10-plus catches - including six games as a Dallas Cowboy. His six games with Dallas are the third-most in a Cowboys career:

Player	10+ Rec Gms
Jason Witten	11
Michael Irvin	7
<b>Amari Cooper</b>	<b>6</b>
Miles Austin	5
Dez Bryant	4

Since the start of 2018, his seven games - between Oakland and Dallas - with 10-plus catches rank sixth in the NFL:

Player	Games	Player	Games
Michael Thomas	15	<b>Amari Cooper</b>	<b>7</b>
Davante Adams	12	Zach Ertz	6
Christian McCaffrey	9	Tyreek Hill	6
Stefon Diggs	9	Julio Jones	6
DeAndre Hopkins	8	Robert Woods	6

Additionally, Cooper now owns three games with a stat line of at least 10 catches, over 100 receiving yards and two-plus touchdowns, making him one-of-22 players since the NFL merger with at least three such games:

### Career Games with 10 Rec, 100 Yds and Two TDs

Player	Games	Player	Games
Antonio Brown	7	Anquan Boldin	3
Davante Adams	6	Isaac Bruce	3
Chad Johnson	6	<b>Amari Cooper</b>	<b>3</b>
Cris Carter	5	Zach Ertz	3
Andre Rison	5	Mike Evans	3
Keenan Allen	4	DeAndre Hopkins	3
Tony Gonzalez	4	Julio Jones	3
Marvin Harrison	4	Randy Moss	3
Andre Johnson	4	Reggie Wayne	3
Terrell Owens	4	Wes Welker	3
Jerry Rice	4	Roddy White	3

Cooper is the only player in Cowboys history with multiple games of 10-plus catches, over 100 yards and multiple touchdowns through the air:

### Cowboys Players with 10 Rec, 100 Yds and Two TDs

Player	Games	Player	Games
<b>Amari Cooper</b>	<b>2</b>	Tony Hill	1
Miles Austin	1	Mike Renfro	1

## ★ CEEDEE'S BIG PLAYS ★

CeeDee Lamb proved to be a big-play threat in 2020, tying for the 11th-most receptions of 20-plus yards among all receivers with 18. He is moving towards that mark already in 2021, tied for 13th in the league with six 20-plus yard catches:

### Big-Play Receptions - 2021 NFL Leaders

Player	20+ Rec	Player	20+ Rec
Davante Adams	10	Mike Williams	7
Marquise Brown	9	Antonio Brown	6
Mike Evans	8	<b>Amari Cooper</b>	<b>6</b>
Cooper Kupp	8	Corey Davis	6
DJ Moore	8	<b>CeeDee Lamb</b>	<b>5</b>
Deebo Samuel	8	Tyler Lockett	6
Mark Andrews	7	Terry McLaurin	6
Ja'Marr Chase	7	DK Metcalf	6
Tyreek Hill	7	Emmanuel Sanders	6
Justin Jefferson	7	Many players tied	5
Henry Ruggs III	7		

## ★ SPEEDY CEEDEE ★

CeeDee Lamb surpassed the 1,000 receiving yard mark in Week 1 at Tampa Bay (9/9), doing so in just his 17th career game to become the second-fastest Cowboy to reach 1,000 yards behind Bob Hayes (13 games):

### Fastest Cowboys to 1,000 Career Receiving Yards

Player	Games
Bob Hayes	13
<b>CeeDee Lamb</b>	<b>17</b>
Dez Bryant	19
Michael Irvin	20
Herschel Walker	20

## ★ LAMB CHOPS UP DEFENSES ★

CeeDee Lamb became the 24th non-running back since the NFL Merger to record 1,000 scrimmage yards in his rookie season in 2020, recording 935 receiving yards and 82 rush yards for 1,017 scrimmage yards:

Player/Season	Yards	Player/Season	Yards
Anquan Boldin, 2003	1,417	Eddie Royal, 2008	1,089
Justin Jefferson, 2020	1,402	Eddie Brown, 1985	1,071
Odell Beckham, 2014	1,340	Amari Cooper, 2015	1,067
Randy Moss, 1998	1,317	Mike Evans, 2014	1,051
Michael Clayton, 2004	1,223	Keenan Allen, 2013	1,046
Ernest Givens, 1986	1,210	Marques Colston, 2006	1,038
Joey Galloway, 1995	1,193	<b>CeeDee Lamb, 2020</b>	<b>1,017</b>
Terry Glenn, 1996	1,174	Julio Jones, 2011	1,015
Michael Thomas, 2016	1,137	Cris Collinsworth, 1981	1,009
Bill Brooks, 1986	1,136	Kelvin Benjamin, 2014	1,008
A.J. Brown, 2019	1,111	DeSean Jackson, 2008	1,008
A.J. Green, 2011	1,110	John Jefferson, 1978	1,008

## ★ CEEDEE'S TDS ★

CeeDee Lamb scored seven touchdowns for the Cowboys as a rookie (five receiving, one rushing, one kick return). His touchdown total is tied for eighth in Cowboys history for a rookie, and he is one-of-five players in franchise history to score a touchdown three different ways in the same year:

Player	Season	RushTD	RecTD	Kick/Punt Fum	
				RetTD	RetTD
<b>CeeDee Lamb</b>	<b>2020</b>	<b>1</b>	<b>5</b>	<b>1</b>	<b>0</b>
Kevin Williams	1993	2	2	1	0
Tony Dorsett	1978	7	2	0	1
Mike Montgomery	1972	1	1	0	1
Amos Marsh	1962	6	2	1	0

Additionally, Lamb was one-of-29 rookies in NFL history, and one-of-13 rookies since the NFL Merger, to score a touchdown rushing, receiving and on a kick return:

### NFL Rookies with Rush, Rec and Kick Ret TD since 1970

Player	Season	Player	Season
<b>CeeDee Lamb</b>	<b>2020</b>	Jacoby Ford	2010
Steven Sims	2019	M. Jones-Drew	2006
Alvin Kamara	2017	Tim Brown	1988
Tyreek Hill	2016	Gary Anderson	1985
David Johnson	2015	Ray Williams	1980
Cordarrelle Patterson	2013	Mack Herron	1973
David Wilson	2012		



# 94%

CeeDee Lamb played 483-of-516 passing snaps from the slot receiver position in 2020, which at 93.6% was the highest slot percentage in the league (min 50 snaps).

## ★ NO SILENCING THIS LAMB ★

CeeDee Lamb established a franchise record in the game at Minnesota (11/22/20), surpassing Bob Hayes for the most receptions by a Cowboys rookie:

### Most Receptions by a Cowboys Rookie - Season

Player	Year	Rec	Yds	Avg	TD
<b>CeeDee Lamb</b>	<b>2020</b>	<b>74</b>	<b>935</b>	<b>12.6</b>	<b>5</b>
Bob Hayes	1965	46	1,003	21.8	12
Dez Bryant	2010	45	561	12.5	6
Antonio Bryant	2002	44	733	16.7	6
Terrance Williams	2013	44	736	16.7	5
Mike Sherrard	1986	41	744	18.2	5

## ★ ON THE LAMB ★

In 2020 CeeDee Lamb caught six passes for 106 yards in Week 2 against the Falcons (9/20/20), becoming the 12th Cowboys rookie - 17th time - to post a 100-yard game:

### 100-Yard Receiving Game by a Cowboys Rookie WR

Player	Opp/Date	Yards
James Dixon	@Phi, 11/12/89	203
Bob Hayes	PHI, 10/10/65	177
Antonio Bryant	@ Was, 12/29/02	170
Terrance Williams	DEN, 10/6/13	151
Michael Irvin	@ Was, 12/11/88	149
Drew Pearson	@ STL, 12/16/73	140
Karl Powe	@SF, 12/22/85	127
<b>CeeDee Lamb</b>	<b>NYG, 10/11/20</b>	<b>124</b>
Mike Sherrard	@SD, 11/16/86	115
Mike Sherrard	STL, 10/26/86	111
Cornell Burbage	PHI, 10/11/87	110
Bob Hayes	SF, 11/7/65	108
<b>CeeDee Lamb</b>	<b>Atl, 9/20/20</b>	<b>106</b>
Bob Hayes	@Phi, 12/5/65	106
Dez Bryant	@NYG, 11/14/10	104
Bob Hayes	STL, 12/11/65	103
Alvin Harper	@Was, 11/24/91	101

In doing so in his second game, Lamb tied Cornell Burbage as the fastest Cowboys rookie receiver to reach 100 yards in a game. Lamb then posted 124 yard against the Giants (10/11), becoming the third Cowboys rookie to record multiple 100-yard games (Mike Sherrard, 1986 and Bob Hayes, 1965).

## ★ GIMME FIVE ★

CeeDee Lamb recorded a six-game streak of at least five catches to start his career with the sixth at Washington (10/25/20), becoming the first player in NFL history to start a rookie season with six such games:

### Five Receptions in Each of First Six Games of Career

Player	Season	Games	Tot Rec	Yds	TD
<b>CeeDee Lamb</b> .....	<b>2020</b>	<b>6</b>	<b>36</b>	<b>497</b>	<b>2</b>
Terry Glenn.....	1996	5	30	403	1
Anquan Boldin.....	2003	4	30	464	2
Stefon Diggs.....	2015	4	25	419	2
DeSean Jackson.....	2008	4	22	327	1
Andre Johnson.....	2003	4	26	346	2

## ★ SLOT SNAPS ★

The Cowboys have a group of versatile wide receivers who can line up at any of the receiver positions on offense, making the group hard to game plan for defensively. Here is a look at how each of the Cowboys receivers have lined up in 2021:

### Wide Receiver Snaps by Alignment

Player	Slot Snps	Slot%	Wide Snps	Wide%
Amari Cooper.....	61	33.9%	119	66.1%
CeeDee Lamb.....	47	26.0%	130	71.8%
Michael Gallup.....	4	9.5%	38	90.5%
Cedrick Wilson.....	103	88.8%	13	11.2%
Noah Brown.....	5	16.7%	25	83.3%

### Tight End Snaps By Alignment

Player	Slot Snps	Wide Snps	In-Line Snps
Blake Jarwin.....	40	14	51
Dalton Schultz.....	53	10	79

## ★ CEEDEE'S MOVES ★

CeeDee Lamb was a game-breaking wide receiver after the catch point in college, and he has carried that skill set over to the NFL ranks, ranking 10th in the league in yards after the catch (YAC) at the wide receiver position in 2021:

### Wide Receivers with the Most YAC in 2021

Player	YAC	Player	YAC
Deebo Samuel.....	269	Davante Adams.....	182
Rondale Moore.....	228	Tyreek Hill.....	169
Cooper Kupp.....	207	Kadarius Toney.....	168
Chris Godwin.....	203	Mike Williams.....	164
DJ Moore.....	187	<b>CeeDee Lamb.....</b>	<b>163</b>

## ★ IF UR NOT 1ST, UR LAST ★

The Cowboys compiled 13 first downs in the first quarter at the LA Chargers (9/19) and compiled 14 first downs the next week against Philadelphia (9/27). The 14 first downs are a franchise high dating as far back as 1970, and Dallas is the first NFL team to accomplish the feat in consecutive games and the second to gain 13-plus first downs multiple times in one season (2018 LA Rams).

### Most First Quarter First Downs, Single-Game Since 1970

Team	Date/Opp	Tot1st
LA Rams.....	11/19/18 vs. KC	15
<b>Dallas.....</b>	<b>9/27/21 vs. Phi</b>	<b>14</b>
New Orleans.....	12/25/20 vs. Min	14
LA Rams.....	9/23/18 vs. LAC	14
Atlanta.....	12/4/16 vs. KC	14
LA Chargers.....	10/31/04 vs. LV	14
<b>Dallas.....</b>	<b>9/19/21 at LAC</b>	<b>13</b>
Six others tied.....	--	13

The Cowboys now have 132 first downs through the first five weeks of the 2021 season, second through five weeks in team history, post merger:

### Most First Downs in Weeks 1-5, Cowboys Since 1970

Season	1stD	Season	1stD
2020.....	147	2019.....	123
<b>2021.....</b>	<b>132</b>	2016.....	120

## ★ QUADFECTA ★

Dallas had four wide receivers record 100-yard receiving games in 2020 - tied for second in the NFL (Houston, five) - and the eighth instance in team history where four different players on offense had 100-yard receiving games. Through just one game in 2021, Dallas had two different receivers surpass the century mark, with Amari Cooper (139) and CeeDee Lamb (105) each hitting 100:

### 2021

Player	Position	100-Yd Gms
Amari Cooper.....	WR	1
CeeDee Lamb.....	WR	1

### 2020

Player	Position	100-Yd Gms
Amari Cooper.....	WR	4
Michael Gallup.....	WR	2
CeeDee Lamb.....	WR	2
Cedrick Wilson.....	WR	1

### 2012

Player	Position	100-Yd Gms
Miles Austin.....	WR	2
Dez Bryant.....	WR	5
Kevin Ogletree.....	WR	1
Jason Witten.....	TE	3

### 2010

Player	Position	100-Yd Gms
Miles Austin.....	WR	5
Dez Bryant.....	WR	1
Roy Williams.....	WR	1
Jason Witten.....	TE	1

### 2009

Player	Position	100-Yd Gms
Miles Austin.....	WR	5
Patrick Crayton.....	WR	1
Roy Williams.....	WR	1
Jason Witten.....	TE	3

### 2008

Player	Position	100-Yd Gms
Miles Austin.....	WR	1
Marion Barber.....	RB	1
Terrell Owens.....	WR	2
Jason Witten.....	TE	2

### 2004

Player	Position	100-Yd Gms
Antonio Bryant.....	WR	1
Terry Glenn.....	WR	1
Keyshawn Johnson.....	WR	2
Jason Witten.....	TE	2

### 1993

Player	Position	100-Yd Gms
Alvin Harper.....	WR	2
Michael Irvin.....	WR	5
Jay Novacek.....	TE	1
Emmitt Smith.....	RB	1

### 1985

Player	Position	100-Yd Gms
Doug Cosbie.....	TE	2
Tony Hill.....	WR	4
Kari Powe.....	WR	1
Mike Renfro.....	WR	3

# 5.1%

Dallas' offensive line has yielded a sack on 5.1% of Dallas' drop backs in 2021 (nine-of-175) - the 11th-ranked percentage in the league.

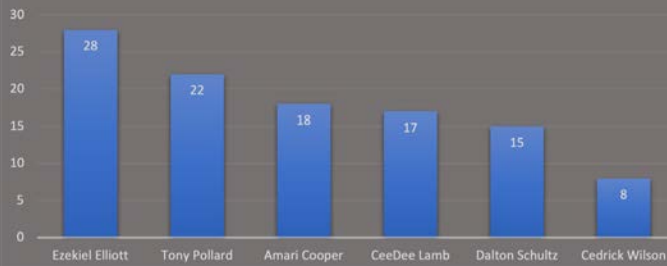
## ★ FIRST DOWN COWBOYS ★

The Dallas Cowboys offense collected first downs at a rapid rate in 2019, ranking third with 379 total first downs. In 2020 the Cowboys recorded the seventh-most first downs (371), and rank second in 2021 with 132 first downs gained:

### 2021 NFL Team First Down Leaders - Offense

Team	Rush	Pass	Pen	Total
Kansas City	38	84	14	136
<b>Dallas</b>	<b>46</b>	<b>71</b>	<b>15</b>	<b>132</b>
Tennessee	48	66	13	127
Tampa Bay	22	98	7	127
LA Chargers	36	76	12	124
Buffalo	45	65	8	118

Cowboys Leaders in First Downs



## ★ DYNAMITE OFFENSE ★

The Cowboys offensive production was correlated in large part to its ability to produce explosive plays (10-plus yards) in 2020. Dallas racked up 238 explosive plays in 2020 - the sixth-most by any offense in the NFL, and is third in 2021 with 82:

### Explosive Plays (10-Plus Yards) - 2021 NFL

Team	10+ Rush	10+ Pass	Tot 10+	10+ TD
Tampa Bay	8	77	85	8
Tennessee	23	62	85	6
<b>Dallas</b>	<b>27</b>	<b>55</b>	<b>82</b>	<b>10</b>
Kansas City	19	58	77	8
LA Chargers	14	63	77	10
Baltimore	18	58	76	7
Cleveland	27	48	75	7
Minnesota	18	57	75	6
Las Vegas	10	64	74	6

## ★ EARLY MOMENTUM ★

Dallas has been one of the best teams in the NFL at scoring early and forcing its opponents to play from behind, scoring 14 points on the first offensive possession of the game in 2021:

### Most Points on First Offensive Possession in 2021

Team	Poss	Scores	Points	Score%
Buffalo	5	4	24	80.0%
Minnesota	5	4	24	80.0%
Kansas City	5	4	20	80.0%
Chicago	5	3	17	60.0%
LA Rams	5	3	17	60.0%
<b>Dallas</b>	<b>5</b>	<b>2</b>	<b>14</b>	<b>40.0%</b>

## ★ POINTS OFF TAKEAWAYS ★

NFL teams have turned the ball over 192 times, and their opponents have scored 537 points off those takeaways. Dallas has scored 42 points off 12 takeaways in 2021.

### Most Points Off Takeaways - 2021 NFL

Team	Takeaways	Points	Pct of Tot Pts Scored on TAs
Buffalo	15	48	27.9%
Arizona	10	42	26.8%
<b>Dallas</b>	<b>12</b>	<b>42</b>	<b>24.7%</b>
New Orleans	10	35	27.6%
Tampa Bay	8	34	20.4%
LA Chargers	7	30	21.1%

## ★ GRINDING OUT POSSESSIONS ★

Dallas has been able to grind out possessions in 2021, wearing down opposing defenses by moving the chains and recording the third-fewest 3 & Out drives in the NFL, with only seven on the year:

Team	Drives	3 & Out	3 & Out %
Kansas City	46	2	4.3%
LA Rams	51	6	11.8%
<b>Dallas</b>	<b>55</b>	<b>7</b>	<b>12.7%</b>
N.Y. Giants	54	7	13.0%
Green Bay	53	7	13.2%
Baltimore	57	8	14.0%
Tampa Bay	56	8	14.3%
Tennessee	56	8	14.3%
Detroit	52	8	15.4%

Dallas also ranks fifth with nine drives of 10-or-more plays:

Team	Drives	10-Play Drives	10-Play Score %
LA Chargers	50	17	76.5%
Kansas City	46	15	86.7%
Tennessee	56	14	71.4%
N.Y. Giants	54	13	69.2%
Carolina	59	12	75.0%
<b>Dallas</b>	<b>55</b>	<b>12</b>	<b>83.3%</b>
Indianapolis	50	12	58.3%
Four teams tied	--	11	-

## ★ KEEP AWAY ★

Dallas has been methodical in its offensive prowess this season, recording the fifth-most 10-play drives in the league and holding onto the ball for 31:25 of game time, the ninth-highest time of possession.

### Highest Time of Possession in 2021

Team	1st Half	2nd Half	Game
Carolina	17:19	17:33	34:51
Cleveland	18:44	16:02	34:46
Tennessee	16:48	16:36	33:26
Denver	15:35	17:08	32:44
Buffalo	15:17	17:21	32:38
Arizona	15:18	16:58	32:17
Indianapolis	15:17	16:56	31:44
Atlanta	16:03	15:23	31:27
<b>Dallas</b>	<b>16:58</b>	<b>14:27</b>	<b>31:25</b>
Baltimore	15:33	15:42	31:23

## ★ YARDS AFTER THE CATCH - YAC ATTACK ★

Dallas exploited defenses for the 11th-most yards after the catch in the NFL in 2020 with 2,053 YAC - 45.5% of their total passing output (4,511 gross yards). The YAC total was the sixth-most by a Cowboys offense since 1992 when the stat began to be tracked, with the highest figure coming in 2009 (2,340). Dallas is off to a fast start in 2021 with 655 YAC - 13th in the league:

DALLAS COWBOYS YARDS AFTER THE CATCH 2020-21



## ★ 11 PERSONNEL ★

With the Cowboys having three game-breaking options at the wide receiver position, they relied heavily on their "11 personnel" (one running back, one tight end and three receivers) in 2020 - ranking fifth among all teams by running 71.5% of their offensive snaps from that formation grouping:

### Snap Percentage from "11 Personnel"

Team	Off Plays	11 Per.	11 Per. %
Cincinnati Bengals .....	1,040	783	75.3%
Pittsburgh Steelers .....	1,043	760	72.9%
Jacksonville Jaguars.....	997	721	72.3%
Kansas City Chiefs .....	1,057	761	72.0%
<b>Dallas Cowboys .....</b>	<b>1,113</b>	<b>795</b>	<b>71.5%</b>

Thus far in 2021, the Cowboys have run 183-of-338 offensive plays from 11 personnel, which at 54.1% ranks 21st among all teams. Below are the Cowboys personnel groupings in 2021 versus 2020:

	2020		2021	
	OffSnaps	Snap%	OffSnaps	Snap%
02 Personnel .....	0	0.0%	1	0.3%
10 Personnel .....	22	2.0%	3	0.9%
11 Personnel.....	795	71.4%	183	54.1%
12 Personnel.....	236	21.2%	98	29.0%
13 Personnel .....	17	1.5%	1	0.3%
20 Personnel .....	6	0.5%	3	0.9%
21 Personnel .....	10	0.9%	15	4.4%
22 Personnel .....	6	0.5%	8	2.4%

## ★ DRIVE FOR SIX ★

After ranking fifth in the NFL with a touchdown on 27.4% of their 174 offensive drives in 2019, the Cowboys took a step back in 2020, averaging a touchdown on 21.7% of 180 drives. Over the last five years (2016-2020), Dallas ranks eighth in offensive touchdown percentage, driving for six on 24.3% of possessions, something the offense will need to improve in its drive for a sixth Super Bowl Championship:

### Offensive TD Percentage, 2016-2020

Team	Off Pos.	TDs	TD%
New Orleans .....	874	266	30.4%
Kansas City.....	850	237	27.9%
Green Bay.....	865	236	27.3%
Atlanta.....	856	218	25.5%
New England .....	883	220	24.9%
Tampa Bay.....	920	225	24.5%
Tennessee.....	892	218	24.4%
<b>Dallas .....</b>	<b>868</b>	<b>211</b>	<b>24.3%</b>

Dallas has scored a touchdown on 19-of-55 offensive possessions so far in 2021, a touchdown percentage of 34.5%.

### Offensive TD Percentage, 2021

Team	Drives	TD%	Team	Drives	TD%
Kansas City .....	46	41.3%	Arizona .....	55	32.7%
La Chargers.....	50	36.0%	LA Rams.....	51	31.4%
<b>Dallas.....</b>	<b>55</b>	<b>34.5%</b>	New Orleans .....	56	30.4%
Tampa Bay.....	56	33.9%	Cleveland .....	53	30.2%
Buffalo .....	58	32.8%	Seattle.....	57	28.1%

## ★ 4TH DOWN CONVERSIONS ★

In 2020 Head Coach Mike McCarthy proved to be one of the more aggressive coaches in the NFL. The Cowboys led the NFL with 31 fourth down attempts, a franchise record and the most McCarthy has attempted in his 15-year career. Dallas' 17 conversions are also a franchise record, and its 54.8% conversion rate is the highest since 2018.

Below is a breakdown of Dallas' fourth down conversions from the past five seasons.

### Fourth Down Conversions, Past Five Years

Coach	Year	Conv.	Att.	Pct.
Jason Garrett .....	2017	10	19	52.6%
Jason Garrett .....	2018	12	21	57.1%
Jason Garrett .....	2019	7	16	43.8%
<b>Mike McCarthy.....</b>	<b>2020</b>	<b>17</b>	<b>31</b>	<b>54.8%</b>
<b>Mike McCarthy.....</b>	<b>2021</b>	<b>3</b>	<b>6</b>	<b>50.0%</b>



**11** Parsons dons his signature "11" jersey number from Penn State, where he followed in the footsteps of Nittany Lion greats Lavar Arrington, NaVorro Bowman and Brandon Bell as linebackers to wear that number in college.

## ★ STIX CITY ★

The Cowboys drafted Micah Parsons with the 12th overall pick in the 2021 NFL Draft, adding a fast play maker to a defense that finished 28th in points/game allowed in 2020.

Parsons is proving to be a versatile chess piece for the Cowboys, playing 62 run defense snaps, 97 pass rush snaps and 87 pass coverage snaps in 2021. Pro Football Focus has credited Parsons with 21 quarterback pressures on the season - tied for 12th in the NFL - largely due to eight pressures in Week 2 at the LA Chargers, a game in which Parsons moved from linebacker to defensive end because of injuries to other players on the Cowboys roster.

Parsons' eight pressures credited from PFF at the LA Chargers are the most by a rookie in a game since Nick Bosa in 2019, and he is generating a pressure on 20.2% of his rush opportunities.

### Highest Pressure Percentage in 2021, per PFF

Player	Rushes	Pressures	Pressure%
Matt Judon.....	103	22	21.4%
Harold Landry III.....	147	30	20.4%
<b>Micah Parsons .....</b>	<b>104</b>	<b>21</b>	<b>20.2%</b>
Myles Garrett.....	167	30	17.9%
Romeo Okwara.....	90	16	17.8%
Maxx Crosby.....	176	31	17.6%
Jadeveon Clowney .....	121	21	17.4%
<b>Randy Gregory.....</b>	<b>115</b>	<b>19</b>	<b>16.5%</b>
Joey Bosa.....	147	24	16.3%
Demerio Davis.....	50	8	16.0%

\*min 50 pass rush snaps

Parsons has lined up all over the defense for Dallas, and below are his snap counts by position, per PFF:

	DLine	LB	CB	S
Week 1 at TB .....	10	38	3	0
Week 2 at LAC .....	39	0	0	0
Week 3 vs. Phi.....	33	3	0	1
Week 4 vs. Car.....	16	48	4	0
Week 5 vs. NYG .....	3	58	2	0
<b>Totals</b>	<b>101</b>	<b>147</b>	<b>9</b>	<b>1</b>



# 26

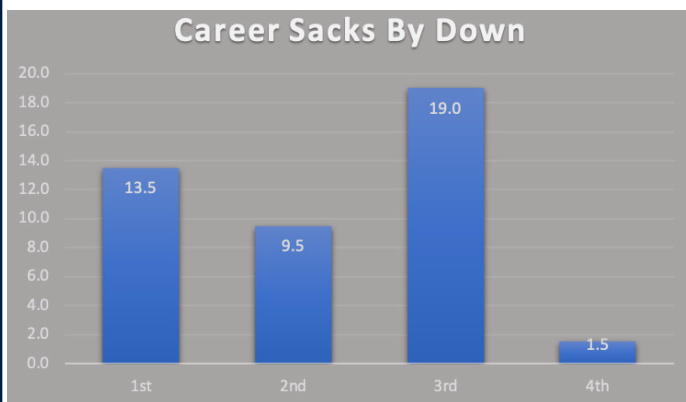
DeMarcus Lawrence has been a key cog in the Cowboys run defense, and in 2019 he finished with a run stop percentage of 9.8% (21 run stops on 214 run snaps), per PFF. In 2020 Lawrence had the 12th-most run stops (26) among all defensive linemen on 253 run snaps (10.3%).

## ★ TANK ROLLING OVER QBS ★

DeMarcus Lawrence has recorded 45.5 sacks in the regular season, with his most coming against Kirk Cousins (5.5). Below is a breakdown of his sacks by quarterback and by down:

Player	Sacks	Player	Sacks
Kirk Cousins	5.5	Teddy Bridgewater	1.0
Eli Manning	4.0	Ryan Fitzpatrick	1.0
Daniel Jones	3.0	Jared Goff	1.0
Carson Palmer	3.0	Marcus Mariota	1.0
Matthew Stafford	3.0	Nick Mullens	1.0
Matt Ryan	2.5	Cam Newton	1.0
Aaron Rodgers	2.0	Ben Roethlisberger	1.0
Trevor Siemien	2.0	Josh Rosen	1.0
Carson Wentz	2.0	Alex Smith	1.0
Jameis Winston	2.0	Ryan Tannehill	1.0
Russell Wilson	1.5	Tyrod Taylor	1.0
Kyle Allen	1.0	Josh Allen	0.5
C.J. Beathard	1.0	Colt McCoy	0.5
Drew Brees	1.0		

Below is a look at Lawrence's career sacks by down:



## ★ PRESSURE PLAYER ★

Randy Gregory made the most of limited snaps in 2020, playing on 174 passing downs and rushing the passer on 170 of them. He recorded a quarterback pressure - a sack, hit or hurry - 25 times on his rushes, a pressure percentage of 14.7% that tied for the 12th-highest pressure rate among all defensive linemen on the season, per PFF. Gregory is even more effective in 2021, generating quarterback pressure on 16.5% of his rush snaps:

Player	Rushes	Pressures	Pressure%
Matt Judon	103	22	21.4%
Harold Landry III	147	30	20.4%
Myles Garrett	167	30	17.9%
Romeo Okwara	90	16	17.8%
Maxx Crosby	176	31	17.6%
Jadeveon Clowney	121	21	17.4%
<b>Randy Gregory</b>	<b>115</b>	<b>19</b>	<b>16.5%</b>
Joey Bosa	147	24	16.3%
Charles Harris	94	15	15.9%
Everson Griffen	105	16	15.2%
Darrell Taylor	79	12	15.2%
Danielle Hunter	182	27	14.8%

\*min 50 pass rush snaps

## ★ NO <sup>100</sup> FOR YOU ★

Dallas is one-of-two teams not to allow an opposing passer to record a passer rating of 100.0-or-better in 2021, joining Buffalo:

### Fewest Games Allowing a Passer Rating of 100.0 in 2021

Team	Games w/ 100.0 Rating	Opp. Ovr. Rating
Buffalo	0	60.7
<b>Dallas</b>	<b>0</b>	<b>85.0</b>
Arizona	1	83.3
Carolina	1	82.1
Denver	1	75.8
Green Bay	1	97.0
New Orleans	1	71.3
LA Chargers	1	95.3
Las Vegas	1	90.2
Seattle	1	103.6

## ★ BLITZ-CAST ★

Dallas sent pressure via blitzes on 24.0% of opposing offenses' passing plays in 2020, 27th in the NFL. So far in 2021, Dallas is blitzing on 27.4% of opponent dropbacks:

Team	Opp Drpbks	Blitz%
1. Washington	211	39.3%
2. Miami	202	37.1%
3. Tampa Bay	239	36.8%
4. Baltimore	206	35.0%
.....		
<b>11. Dallas</b>	<b>230</b>	<b>27.4%</b>

The Cowboys have blitzed the most on third downs in 2021 - at 39.6% of their opponent's third down pass dropbacks:

### Cowboys Percentage of Blitzes on Opponent Passing Plays

First Down	Second Down	Third Down	Fourth Down
(22.9%)	(22.4%)	(39.6%)	(60.0%)
Rank: 15th	Rank: 16th	Rank: 9th	Rank: 7th

## ★ THIRD-AND-I GOT THIS ★

The Cowboys have held opponents to 22-of-61 on third downs in 2021, which at 36.1% ranks 11th in the league.

Below is a breakdown of the Cowboys third down conversions by distance in 2021:

3rd & Short (<4 Yds)	3rd & Med (4-6 Yds)	3rd & Long (>6 Yds)	3rd & 10+
7-16 (43.8%)	7-17 (41.2%)	8-28 (28.6%)	6-19 (31.6%)
Rank: 5th	Rank: 15th	Rank: 22nd	Rank: 29th



**38.9** Trevon Diggs has been targeted 35 times in 2021, and on those targets he has six interceptions and 10 pass breakups - both league-leading stats - and quarterbacks have registered a 38.9 passer rating when throwing his direction.

★ **CAN YOU DIGG(S) IT?** ★

Trevon Diggs intercepted two passes at Philadelphia (11/1/20) - his first career interceptions and the first interceptions by a Dallas defender since Week 1 at the LA Rams (9/13/20). It was the first time the Cowboys had a rookie defender record multiple interceptions since Sean Lee (12/5/10 at Indianapolis) and the 14th time overall:

**Cowboys Rookie Defenders with Multiple INTs in a Game**

Player	Date/Opp	INTs
Terence Newman	12/14/03 at Was	3
<b>Trevon Diggs</b>	<b>11/1/20 at Phi</b>	<b>2</b>
Sean Lee	12/5/10 at Ind	2
Derek Ross	11/3/02 at Det	2
Everson Walls	11/9/81 vs. Buf	2
Everson Walls	10/25/81 vs. Mia	2
Everson Walls	10/18/81 vs. LAR	2
Everson Walls	9/21/81 at NE	2
Anthony Dickerson	10/12/80 vs. SF	2
Charlie Waters	12/20/70 vs. Hou	2
Cliff Harris	9/27/70 vs. NYG	2
Mel Renfro	11/1/64 at Chi	2
Lee Roy Jordan	10/27/63 at Pit	2
Mike Gaechter	12/9/62 at Stl	2

Diggs' ball-hawking skills have developed even further in his second NFL season, as he leads the team with 10 pass breakups and six interceptions, one in each of the first five games of 2021. Diggs is the second Cowboys defender to have an interception in the first five games of a season (Don Bishop, 1961). The longest INT streak to start a season is six consecutive games, and Diggs became the 11th player to record a five-game streak with one against the N.Y. Giants:

**Longest INT Streaks to Start a Season, NFL History**

Player	Season	Games	Player	Season	Games
T. Landry	1951	6	P. Jaquess	1964	5
B. Wilburn	1987	6	C. Karilivacz	1957	5
B. Russell	2003	6	L. Parrish	1979	5
D. Bishop	1961	5	W. Sherman	1655	5
J. Davis	1950	5	B. Smith	1949	5
<b>T. Diggs</b>	<b>2021</b>	<b>5*</b>			

\*Active streak

★ **BELIEVE IN YOURSELF** ★

Trevon Diggs has made the leap in his second season, already passing his rookie season high with six interceptions in the first five games of 2021. His five-game interception streak is the longest in team history in the Super Bowl era, and it is the longest active streak in the NFL.

**Longest INT Streak, Cowboys History Post Merger**

Player	Games	Streak Dates	Tot. INT
<b>T. Diggs</b>	<b>5*</b>	<b>9/9/21 - 10/10/21</b>	<b>6</b>
D. Thurman	4	9/22/85 - 10/13/85	4
M. Downs	4	12/4/83 - 9/3/84	4
C. Waters	4	12/3/72 - 9/16/73	4
C. Waters	4	12/12/70 - 9/26/71	5
Many others tied	3	--	--

Dating back before the NFL Merger and to the inception of the Cowboys franchise, Don Bishop recorded an interception in each of the first five games of the 1961 season, tying Diggs' five game-streak as the longest to start a season in team history:

Player	Games/Dates of Streak	Total INT
Don Bishop	5 (9/17/61 vs. Pit - 10/15/61 vs. Phi)	6
<b>Trevon Diggs</b>	<b>5 (9/9/21 at TB - 10/10/21 vs. NYG)</b>	<b>6</b>

The longest streak at any point in a season in NFL history, post merger, is six games, most recently accomplished by Brian Russell in 2003:

**Longest INT Streaks in a Season, Super Bowl Era**

Player	Season	Games	Player	Season	Games
B. Russell	2003	6	J. Byrd	2009	5
D. Evans	2001	6	C. Bailey	2005	5
B. Wilburn	1987	6	T. Parrish	2003	5
L. Hayes	1980	6	E. Turner	1996	5
E. Hayes	1980	6	R. Buchanan	1994	5
L. Parrish	1978	6	A. Lewis	1993	5
M. Blount	1975	6	J. Allen	1980	5
<b>T. Diggs</b>	<b>2021</b>	<b>5*</b>	G. Barbaro	1980	5
X. Howard	2020	5	L. Hayes	1979	5
J.C. Jackson	2020	5	K. Riley	1975	5
K. Coleman	2015	5	E. Thomas	1973	5
R. Nelson	2015	5			

\*Active streak

★ **DIGGING DEEPER** ★

Trevon Diggs has a total of six interceptions through the first five games of the season. Diggs is just the fourth player since the NFL merger to tally six picks in the first five games of a season.

**Most Interceptions First Five Games of a Season**

**NFL history, 1970-2021**

Player	Int.	Games	Season
<b>Trevon Diggs</b>	<b>6</b>	<b>5</b>	<b>2021</b>
Marcus Peters	6	5	2016
Sam Washington	6	5	1984
Nate Wright	6	5	1974

The NFL record for most interceptions in the first six games of a season is eight, accomplished three times:

Player	Season	INT	Player	Season	INT
G. Gonsoulin	1960	8	B. Hunt	1964	7
T. Morrow	1963	8	P. Jaquess	1964	7
J. Sample	1961	8	<b>T. Diggs</b>	<b>2021</b>	<b>6</b>
Ron Hall	1964	7	Many others	--	6

★ **INTERCEPTION INCEPTION** ★

Trevon Diggs has been among the best defenders in the NFL in 2021, as he leads all defenders in pass breakups (10) and leads the league in interceptions (six):

**2021 Interception Leaders**

Player	INTs	PBUs
<b>Trevon Diggs, Dal</b>	<b>6</b>	<b>10</b>
Micah Hyde, Buf	3	5
Byron Murphy, Jr., Ari	3	6
Logan Wilson, Cin	3	3
Many players tied	2	--



## ★ MAKING A SPLASH ★

Trevon Diggs' impact can be measured by more than interceptions, as he has been the leader on the Dallas defense in splash plays (plays that have a high impact on the game). For this purpose, splash plays are defined as:

- Sacks
- Tackle for loss (non sack)
- Heavy QB pressure leading to throw aways
- Run stuff (no gain)
- Pass stuff (no gain)
- Interception
- Forced fumble
- Fumble recovery
- Pass defended
- Third/fourth down stop

### 2021 Cowboys Splash Play Leaders

Player	Snaps	Splash Plys	Snps/Splsh
Trevon Diggs.....	278	16	17.4
Micah Parsons.....	246	11	23.4
Jayron Kearse.....	278	9	30.9
Anthony Brown.....	303	9	33.7
Osa Odighizuwa.....	183	7	26.1
Chauncey Golston.....	112	6	20.4
Damontae Kazee.....	283	5	56.6
Jourdan Lewis.....	238	5	47.6

Micah Parsons has also made a high number of splashy plays in 2021, and he is tied for the lead in splash plays by a rookie:

### 2021 Defensive Rookie Splash Play Leaders

Player	Snaps	Splash Plys	Snps/Splsh
Odafe Oweh, Bal.....	213	12	17.8
<b>Micah Parsons, Dal.....</b>	<b>246</b>	<b>11</b>	<b>23.4</b>
Asante Samuel Jr., LAC.....	232	10	23.2
Nick Bolton, KC.....	225	10	22.5

## ★ NFC DEFENSIVE POTM ★

Trevon Diggs was named NFC Defensive Player of the Month for September, becoming just the third Cowboys defender and first defensive back to win the award for Dallas.

Diggs was a lock-down corner through three September games for Dallas, helping the Cowboys to a league-leading plus-five turnover differential and NFL-best eight takeaways in the opening month of 2021. Diggs tied for the NFL-lead with three interceptions - matching his career-high from his rookie campaign in 2020, and led all defensive players with six pass breakups in September. In the Week 3 Monday Night Football game against division rival Philadelphia, Diggs returned an interception 59 yards for a touchdown to break open the game, also registering three breakups in the contest and holding Jalen Hurts to a 36.8 passer rating when targeted.

He registered an interception in each of the first three games of the season, tied with Everson Walls (1985) for the longest streak to start a season in Cowboys history since the 1970 merger.

Dallas also ranked 10th in passing yards-per-game with 277.3, at the conclusion of September largely on the strength of Diggs' play.

### Dallas Cowboys to Win NFC Defensive POM

Player	Position	Season	Month
<b>Trevon Diggs.....</b>	<b>CB</b>	<b>2021</b>	<b>September</b>
DeMarcus Lawrence.....	DE	2017	September
Sean Lee.....	LB	2013	October
Sean Lee.....	LB	2011	September

## ★ NFC DEFENSIVE POW ★

On the heels of his NFC Defensive Player of the Month honors, Trevon Diggs added another accolade to his resume, earning NFC Defensive Player of the Week after the Cowboys' 36-28 win over the Panthers.

Diggs recorded four tackles and two interceptions in the game, becoming the fourth player since 1990 and first Cowboy since 1970 with an interception in each of his team's first four games of a season. No other player had two interceptions in Week 4.

Diggs is the first Cowboys cornerback to earn the honor since Brandon Carr (Week 15, 2012).

## ★ WELCOME TO DIGGS ISLAND ★

Trevon Diggs is proving himself to be a lock-down corner in his second NFL season, and he is one-of-eight players to allow a reception on fewer than 50.0% of targets against him and zero touchdowns on the season:

### NFL Defenders Burn Pct. Under 50% and No TDs in 2021

Player	Tgt	Burn%	PBUs
Casey Hayward Jr., LV.....	15	33.3%	3
Jaylon Johnson, Chi.....	22	36.4%	6
Bryce Callahan, Den.....	18	38.9%	4
<b>Trevon Diggs, Dal.....</b>	<b>35</b>	<b>40.0%</b>	<b>10</b>
Bobby Price, Det.....	20	40.0%	3
Taron Johnson, Buf.....	25	44.0%	5
Avonte Maddox, Phi.....	15	46.7%	3
Emmanuel Mosley, SF.....	17	47.1%	5

*\*min 15 targets against*

Diggs' play is even more impressive when you consider quarterbacks have targeted him the fourth most in 2021, and among cornerbacks who have played at least 20% of defensive snaps, he is allowing the lowest passer rating against:

### NFL Cornerbacks Passer Rating Against in 2021

Player	Cvg Snps	Tgts	Passer Rate Agst
<b>Trevon Diggs, Dal.....</b>	<b>219</b>	<b>35</b>	<b>38.9</b>
Jaylon Johnson, Chi.....	197	22	41.4
Jimmy Smith, Bal.....	60	8	42.4
Casey Hayward Jr., LV.....	191	15	42.4
Jaycee Horn, Car.....	95	6	42.4
Arthur Maulet, Pit.....	58	4	43.8
Bryce Callahan, Den.....	144	18	45.2

## ★ DIGGING UP PBUS AND INTS ★

In 2020 Trevon Diggs tied for the ninth-most interceptions by a Cowboys rookie (three):

Player	Season	INTs	Player	Season	INTs
Everson Walls.....	1981	11	Terence Newman.....	2003	4
Michael Downs.....	1981	7	<b>Trevon Diggs.....</b>	<b>2020</b>	<b>3</b>
Mel Renfro.....	1964	7	Duane Hawthorne.....	1999	3
Mike Gaetche.....	1962	5	Tommy Haynes.....	1987	3
Derek Ross.....	2002	5	Lee Roy Jordan.....	1963	3
Charlie Waters.....	1970	5	Obert Logan.....	1965	3
Roy Williams.....	2002	5	Pat Watkins.....	2006	3

He was the first rookie since Byron Jones to lead the Cowboys in pass breakups (14) and only the third rookie in team history to do so. Diggs was also the only rookie defender in Cowboys history to lead the team in pass breakups and interceptions outright. (Cowboys did not track PBUs before 1984).

### Cowboys Rookies to Lead Defense in PBUs

Player	Season	PBUs	INTs
<b>Trevon Diggs.....</b>	<b>2020</b>	<b>14</b>	<b>3</b>
Byron Jones.....	2015	12	0
Derek Ross.....	2002	12	5*

*\*Ross tied for the team lead in INTs in 2002 (R. Williams)*

Despite being the 12th defensive back and seventh cornerback selected in the NFL Draft, Diggs tied the league lead for interceptions by a rookie player in 2020, and he had as many interceptions in his first season as the seven cornerbacks drafted before him had combined:

Player	Draft Selection	Team	INTs
Jeff Okudah.....	Rd. 1, Pick 3	Det	1
C.J. Henderson.....	Rd. 1, Pick 9	Jac	1
A.J. Terrell.....	Rd. 1, Pick 16	Atl	1
Damon Arnette.....	Rd. 1, Pick 19	LV	0
Noah Igbinoghene.....	Rd. 1, Pick 30	Mia	0
Jeff Gladney.....	Rd. 1, Pick 31	Min	0
Jaylon Johnson.....	Rd. 2, Pick 18	Chi	0
<b>Trevon Diggs.....</b>	<b>Rd. 2, Pick 19</b>	<b>Dal</b>	<b>3</b>

## ★ ROOKIE SACK ATTACK ★

The Cowboys have two rookies that rank in the top-five in sacks among rookies so far in 2021, aiding a defense that is missing the presence of a couple key cogs along the defensive front.

### Top Rookie Sack Leaders in 2021

Player	Sacks
Azeez Ojulari, NYG	3.0
Odafe Oweh, Bal	3.0
Greg Rousseau, Buf	3.0
<b>Micah Parsons, Dal</b>	<b>2.5</b>
<b>Osa Odighizuwa, Dal</b>	<b>2.0</b>
Caden Stearns, Den	2.0
Joe Tryon-Shoyikna, TB	2.0

## ★ NO POINTS FOR YOU ★

Dallas is holding its opponents to 23.4 points-per-game in 2021 and allowing scores on only 34.5% of opposing offensive possessions - the eighth-best opponent scoring rate in the league:

### Lowest Opponent Scoring Efficiency in 2021

Team	Opp Drives	Scores	Score %
Buffalo	57	11	19.3%
Carolina	59	15	25.4%
Denver	53	14	26.4%
Arizona	54	15	27.8%
New England	53	17	32.1%
Cincinnati	55	18	32.7%
New Orleans	56	19	33.9%
Baltimore	55	19	34.5%
<b>Dallas</b>	<b>55</b>	<b>19</b>	<b>34.5%</b>
Las Vegas	56	20	35.7%
San Francisco	56	20	35.7%

Additionally, the Cowboys are one-of-four teams this year to not allow any points on their opponents' opening drive of the game:

### Opponent First Offensive Possessions in 2021

Fewest Pts Allowed		Most Pts Allowed	
Team	Pts	Team	Pts
Carolina	0	Washington	24
<b>Dallas</b>	<b>0</b>	Cleveland	20
LA Rams	0	Philadelphia	20
N.Y. Giants	0	Kansas City	18
Buffalo	3	Atlanta	17
Jacksonville	3	Detroit	17
Pittsburgh	3	Green Bay	17
Tampa Bay	3	Seattle	17

## ★ NO SPACE TO RUN ★

The Dallas defense has yet to allow a 100-yard rusher in 2021 and has posted the fifth-ranked rush defense in the league, allowing only 79.4 yards-per-game:

### Top Run Defenses in 2021

Team	Rush YPG	Team	Rush YPG
Tampa Bay	45.8	<b>Dallas</b>	<b>79.4</b>
Cleveland	75.6	Denver	85.4
Buffalo	78.4	Baltimore	93.2
New Orleans	79.0	Carolina	94.8

## ★ START 'EM YOUNG ★

The Dallas Cowboys recorded 5.0 sacks against the Carolina Panthers in Week 4 (10/3), which was the Cowboys highest sack total since posting 5.0 in 2019 at the N.Y. Giants (11/4/19). Embodied in the Carolina performance were three rookie defenders who recorded at least a partial sack for the Cowboys, the first time Dallas had three rookies record a sack stat in the same game since DeMarcus Ware (1.0), Chris Canty (0.5) and Jay Ratliff (0.5) at Oakland (10/2/05):

### Three Cowboys Rookies with a Sack in the Same Game

Oct. 3, 2021 vs., Car	Oct. 2, 2005 at Oak
Micah Parsons (1.0)	DeMarcus Ware (1.0)
Osa Odighizuwa (0.5)	Chris Canty (0.5)
Chauncey Golston (0.5)	Jay Ratliff (0.5)

## ★ WE'RE GOING STREAKING ★

The Dallas defense is currently riding a nine-game streak with at least two takeaways, dating back to Dec. 13, 2020 at Cincinnati. The active streak is the longest in the NFL, and it is Dallas' longest string of games since a nine-game streak in the 1983 season:

### Dallas Cowboys Nine Game Streak with Multiple Takeaways

Date/Opp	Takeaways
12/23/20 at Cin	3
12/20/20 vs. SF	4
12/27/20 vs. Phi	3
1/3/21 at NYG	2
9/9/21 at TB	4
9/19/21 at LAC	2
9/27/21 vs. Phi	2
10/3/21 vs. Car	2
10/10/21 vs. NYG	2

### Active NFL Streaks with Multiple Takeaways

Team	Games
<b>Dallas</b>	<b>9</b>
Buffalo	4
Green Bay	4
Tampa Bay	2

### Longest Cowboys Streaks with Multiple Takeaways

Date Range/Opps	Games
12/12/76 vs. Was - 11/14/77 vs. Stl	10
12/6/70 vs. Was - 10/31/71 at Chi	10
9/11/83 at Stl - 11/6/83 at Phi	9
<b>12/23/20 at Cin - 10/3/21 vs. Car</b>	<b>9</b>
11/8/99 at Min - 12/24/99 at NO	8
11/14/71 vs. Phi - 9/24/72 at NYG	8
11/24/85 vs. Phi - 9/14/86 at Det	7

## ★ I'LL TAKE THAT ★

The Dallas defense forced four takeaways in Week 1 against Tom Brady and the Tampa Bay Buccaneers, tying its single-game high from a season ago (at Phi, 11/1/20 and vs. SF, 12/20/20).

Included in those four takeaways were two interceptions off Brady, his most in a game since 2020 at Kansas City (11/29/20).

The Cowboys finished last season with a -3 turnover differential, tied for 21st in the league, and had a 2-7 record in games that they posted an even or negative turnover margin.

Dallas ranks second with a +7 turnover differential in 2021, and when the team posted a positive turnover margin in 2020, it finished with a 4-3 record.

### 2021 NFL Turnover Differential Leaders

Team	Takeaways	Giveaways	Differential
Buffalo	15	4	+11
<b>Dallas</b>	<b>12</b>	<b>5</b>	<b>+7</b>
Arizona	10	5	+5
New Orleans	10	5	+5
Indianapolis	9	5	+4
Three teams tied	--	--	+3

## ★ TAKEAWAYS IN BUNCHES ★

The Cowboys recorded 16 takeaways (nine fumble recoveries, seven interceptions) in the second half of the 2020 season after recording only seven takeaways in the first eight games of the season. Dallas finished the year with a takeaway in seven straight games, its longest streak with a takeaway since a nine-game streak to close the 2018 season.

Dallas has continued to pilfer the football in 2021, recording 12 takeaways through five games - second in the NFL - and tied for the fourth with two red zone takeaways. The takeaways have not only limited opponent scoring but have lead to points for the Cowboys on 62.5% of drives after takeaways (five-of-eight):

### Most Takeaways Scores in the NFL

Team	Takeaways	Scores	TA Score%
<b>Dallas</b>	<b>12</b>	<b>9</b>	<b>75.0%</b>
Buffalo	15	8	53.3%
Arizona	10	6	60.0%
Indianapolis	9	6	66.7%



## ★ GREG THE LEG ★

Greg Zuerlein has attempted 66 field goals of 50-or-more yards since he entered the league in 2012 - second in the NFL over that span:

Player	50+ FGA	50+ FGM	50+ FG%
Matt Prater.....	67	49	73.1%
<b>Greg Zuerlein.....</b>	<b>66</b>	<b>37</b>	<b>56.1%</b>
Justin Tucker.....	62	44	71.0%
Brandon McManus.....	50	27	54.0%
Mason Crosby.....	49	29	59.2%

Zuerlein is nine-of-11 on field goals in 2021, and he is one-of-two from 50-plus yards. He ranks fourth in the NFL with 44 kicking points.

Zuerlein finished three-of-nine from 50-plus in 2020 and connected on 34-of-41 field goals overall, tied with Richie Cunningham (1997) for the most made field goals in a single season in team history. He also tallied 135 points, tied for second-most in a single season in team history, and became the 60th kicker in NFL history to reach 1,000 career points (1,002).

## ★ WATERMELON BALLS ★

The Cowboys improbable Week 2 comeback win over Atlanta would not have been possible without Greg Zuerlein's "watermelon football" inside kick, a kick that sends the football spinning towards the receiving team. The Cowboys recovered the kick, a feat that has only happened 28 times out of 246 tries league-wide in the last five seasons (11.4% probability from 2017-21):

Season	Onside Kick	Recoveries	Recov.%
2021.....	11	1	9.1%
2020.....	67	3	4.5%
2019.....	62	8	12.9%
2018.....	50	4	8.0%
2017.....	56	12	21.4%
<b>Totals .....</b>	<b>246</b>	<b>28</b>	<b>11.4%</b>

## ★ PIN 'EM BACK ★

The Cowboys signed Bryan Anger to punt for the 2021 season, and he has been good at pinning opposing offenses deep in their own territory, downing three-of-13 punts on the year inside the 10-yard line, an Inside10 percentage that is seventh in the league:

2021 Punts Downed Inside the Opp 10-Yard Line			
Player	Punts	In10	In10%
Bradley Pinion, TB.....	17	5	29.4%
Blake Gillikin, NO.....	21	6	28.6%
Jack Fox, Det.....	18	5	27.8%
Mitch Wishnowsky, SF.....	19	5	26.3%
Aryn Siposs, Phi.....	20	5	25.0%
Thomas Morstead, NYJ.....	17	4	23.5%
<b>Bryan Anger, Dal.....</b>	<b>13</b>	<b>3</b>	<b>23.1%</b>
Corey Bojorquez, GB.....	15	3	20.0%

## ★ START LINE ★

Dallas benefited from good kick returns in 2020, as the offense averaged a starting field position of the 26.6-yard line - the fourth-best starting position in the league.

Average Starting Field Position After Kickoffs				
Team	Opp KO	Ret	Ret%	Start Ln
Baltimore.....	68	23	33.8%	27.3
Buffalo.....	82	36	43.9%	27.0
Chicago.....	86	47	54.7%	26.9
<b>Dallas.....</b>	<b>94</b>	<b>37</b>	<b>39.4%</b>	<b>26.6</b>
Indianapolis.....	80	43	53.8%	26.4

Dallas' return success was aided by the big return, as the Cowboys led the league in kick returns into the opposing team's territory, returning five kick across the 50-yard line in 2020.

Kick Returns Across the 50-Yard Line			
Team	Ret	Across 50	Across 50 %
<b>Dallas.....</b>	<b>37</b>	<b>5</b>	<b>13.5%</b>
Buffalo.....	36	3	8.3%
Five teams tied.....	--	2	--

The Cowboys are averaging a starting position of the 24.0 yard line after kickoffs in 2021 (24th), and have no returns across the 50 on four kick returns.

**135** Greg Zuerlein finished his first season in Dallas with 135 points, tied for the second-most in a single season in team history (Dan Bailey, 2011).

## ★ POINT PERSON ★

Since he entered the league in 2012, Zuerlein has scored 1,046 points, fifth-most in the league:

Player	FGA	FGM	FG%	PAT	Pts
Justin Tucker.....	333	302	90.7%	359	1,265
Stephen Gostkowski.....	287	251	87.5%	410	1,163
Matt Prater.....	281	238	84.7%	380	1,094
Mason Crosby.....	270	224	83.0%	403	1,075
<b>Greg Zuerlein.....</b>	<b>297</b>	<b>244</b>	<b>82.2%</b>	<b>314</b>	<b>1,046</b>
Dan Bailey.....	253	217	85.8%	344	995
Stephen Hauschka.....	258	223	86.4%	286	955
Robbie Gould.....	248	216	87.1%	297	945
Ryan Succop.....	242	202	83.5%	319	925
Adam Vinatieri.....	248	212	85.5%	285	921

## ★ ZUERLEIN'S CLUTCH KICKS ★

Greg Zuerlein had two game-winning kicks for the Cowboys in 2020, first against Atlanta (9/20/20) with a game-winning 46-yard field goal and then against the N.Y. Giants (10/11/20). Zuerlein capped off the Cowboys first victory of the 2021 season with his third game-winning field goal as a Cowboy - 11th career game-clinching kick - booting a 56-yard kick as time expired at the LA Chargers:

Season	Date/Opp	Distance
<b>2021</b>	<b>9/19/21 at LA Chargers</b>	<b>56 yards</b>
2020	10/11/20 vs. N.Y. Giants	34 yards
2020	9/20/20 vs. Atlanta	46 yards
2018*	1/20/19 at New Orleans	57 yards
2018	10/28/18 vs. Green Bay	43 yards
2016	11/13/16 at NY Jets	34 yards
2015	9/13/15 vs. Seattle	37 yards
2014	11/2/14 at San Francisco	39 yards
2014	9/14/14 at Tampa Bay	38 yards
2013	9/8/13 vs. Arizona	48 yards
2012	12/12/12 vs. San Francisco	54 yards

\*NFC Conference Championship Game

The kick to beat the Chargers was the second-longest game-winner of Zuerlein's career - longest regular season kick - and Zuerlein's 57-yard game-winning kick in the NFC Conference Championship game in 2018 is the longest game-winning field goal in postseason history.

# 2021 DALLAS COWBOYS STATISTICS

## WON 4, LOST 1

9/9	L	29-31	at Tampa Bay	65,566
9/19	W	20-17	at L.A. Chargers	70,240
9/27	W	41-21	Philadelphia	93,267
10/3	W	36-28	Carolina	93,262
10/10	W	44-20	N.Y. Giants	93,476

## 2021 TEAM STATISTICS

	DAL	OPP.
<b>FIRST DOWNS</b>	<b>132</b>	<b>104</b>
Rushing	46	21
Passing	71	74
Penalty	15	9
Third Down-Made/Att	32/62	22/61
Third Down Efficiency	51.6%	36.1%
Fourth Down-Made/Att	3/6	6/9
Fourth Down Efficiency	50.0%	66.7%
<b>TOTAL NET YARDS</b>	<b>2,198</b>	<b>1,952</b>
Avg. Per Game	439.6	390.4
Total Plays	338	311
Avg. Per Play	6.5	6.3
<b>NET YARDS RUSHING</b>	<b>864</b>	<b>397</b>
Avg. Per Game	172.8	79.4
Total Rushes	163	94
Avg. Per Rush	5.3	4.2
<b>NET YARDS PASSING</b>	<b>1,334</b>	<b>1,555</b>
Avg. Per Game	266.8	311.0
Sacked/Yards Lost	9/56	9/83
Gross Yards	1,390	1,638
Attempts/Completions	166/123	208/135
Pct. of Completion	74.1%	64.9%
Had Intercepted	3	10
<b>PUNTS/AVERAGE</b>	<b>13/49.5</b>	<b>15/45.4</b>
Net Punting Average	45.5	42.5
<b>PUNT RETURN/AVG.</b>	<b>5/8.8</b>	<b>7/4.6</b>
<b>KICKOFF RETURN/AVG.</b>	<b>4/21.3</b>	<b>5/29.2</b>
<b>INTERCEPTION RETURN/AVG.</b>	<b>10/21.1</b>	<b>3/17.3</b>
<b>PENALTIES/YARDS</b>	<b>35/276</b>	<b>47/371</b>
<b>FUMBLES/BALL LOST</b>	<b>7/2</b>	<b>3/2</b>
<b>TOUCHDOWNS</b>	<b>21</b>	<b>14</b>
Rushing	6	3
Passing	13	10
Returns	2	1
<b>EXTRA POINTS/ATTEMPTS</b>	<b>17/19</b>	<b>13/13</b>
<b>TWO POINT CONVERSION/ATT.</b>	<b>0/2</b>	<b>1/1</b>
<b>FIELD GOALS/ATTEMPTS</b>	<b>9/11</b>	<b>6/9</b>
<b>AVG. TIME OF POSSESSION</b>	<b>31:25</b>	<b>28:35</b>

SCORE BY PERIODS	Q1	Q2	Q3	Q4	OT	PTS
<b>TEAM</b>	45	35	47	43	0	170
<b>OPPONENTS</b>	24	39	20	34	0	117

SCORING	TD	RU	PA	RT	PAT	FG	2PT	S	PTS
G. Zuerlein	0	0	0	0	17/19	9/11	0	0	44
E. Elliott	6	5	1	0	0/0	0/0	0	0	36
A. Cooper	4	0	4	0	0/0	0/0	0	0	24
D. Schultz	3	0	3	0	0/0	0/0	0	0	18
C. Lamb	2	0	2	0	0/0	0/0	0	0	12
C. Wilson	2	0	2	0	0/0	0/0	0	0	12
A. Brown	1	0	0	1	0/0	0/0	0	0	6
T. Diggs	1	0	0	1	0/0	0/0	0	0	6
B. Jarwin	1	0	1	0	0/0	0/0	0	0	6
T. Pollard	1	1	0	0	0/0	0/0	0	0	6
<b>TEAM</b>	<b>21</b>	<b>6</b>	<b>13</b>	<b>2</b>	<b>17/19</b>	<b>9/11</b>	<b>0</b>	<b>0</b>	<b>170</b>
<b>OPPONENTS</b>	<b>14</b>	<b>3</b>	<b>10</b>	<b>1</b>	<b>13/13</b>	<b>6/9</b>	<b>1</b>	<b>0</b>	<b>117</b>

2-Pt Conv: TM 0-2, OPP 1-1

PASSING	ATT	CMP	YDS	CMP%	YDS/ATT	TD	TD%	INT	INT%	LONG	SACK/LOST	RATING
D. Prescott	165	122	1,368	73.9	8.3	13	7.9	3	1.8	49t	9.0/56	116.9
C. Wilson	1	1	22	100.0	22.0	0	0.0	0	0.0	22	0.0/0	118.8
<b>TEAM</b>	<b>166</b>	<b>123</b>	<b>1,390</b>	<b>74.1</b>	<b>8.4</b>	<b>13</b>	<b>7.8</b>	<b>3</b>	<b>1.8</b>	<b>49t</b>	<b>9/56</b>	<b>117.3</b>
<b>OPPONENTS</b>	<b>208</b>	<b>135</b>	<b>1,638</b>	<b>64.9</b>	<b>7.9</b>	<b>10</b>	<b>4.8</b>	<b>10</b>	<b>4.8</b>	<b>55</b>	<b>9/83</b>	<b>85.0</b>

RUSHING	NO.	YDS	AVG	LONG	TD
E. Elliott	85	452	5.3	47	5
T. Pollard	51	325	6.4	28	1
D. Prescott	19	60	3.2	21	0
C. Lamb	3	16	5.3	13	0
C. Wilson	2	11	5.5	6	0
C. Clement	3	0	0.0	5	0
<b>TEAM</b>	<b>163</b>	<b>864</b>	<b>5.3</b>	<b>47</b>	<b>6</b>
<b>OPPONENTS</b>	<b>94</b>	<b>397</b>	<b>4.2</b>	<b>24</b>	<b>3</b>

RECEIVING	NO.	YDS	AVG	LONG	TD
C. Lamb	24	348	14.5	49t	2
A. Cooper	25	318	12.7	35t	4
D. Schultz	26	280	10.8	30	3
C. Wilson	10	126	12.6	35	2
T. Pollard	12	93	7.8	13	0
B. Jarwin	9	89	9.9	20	1
E. Elliott	9	55	6.1	14	1
M. Gallup	4	36	9.0	12	0
N. Brown	4	45	11.3	22	0
<b>TEAM</b>	<b>123</b>	<b>1,390</b>	<b>11.3</b>	<b>49t</b>	<b>13</b>
<b>OPPONENTS</b>	<b>135</b>	<b>1,638</b>	<b>12.1</b>	<b>55</b>	<b>10</b>

INTERCEPTIONS	NO.	YDS	AVG	LONG	TD
T. Diggs	6	100	16.7	59t	1
A. Brown	2	45	22.5	45t	1
J. Lewis	1	66	66.0	66	0
D. Kazeem	1	0	0.0	0	0
<b>TEAM</b>	<b>10</b>	<b>211</b>	<b>21.1</b>	<b>66</b>	<b>2</b>
<b>OPPONENTS</b>	<b>3</b>	<b>52</b>	<b>17.3</b>	<b>26</b>	<b>0</b>

FUMBLES	FUM	LST	FF	REC	TD
D. Prescott	5	2	0	3	0
Z. Martin	0	0	0	1	0
T. Pollard	1	0	0	0	0
T. Biadasz	1	0	0	1	0
<b>TEAM</b>	<b>7</b>	<b>2</b>	<b>0</b>	<b>5</b>	<b>0</b>
<b>OPPONENTS</b>	<b>3</b>	<b>2</b>	<b>0</b>	<b>1</b>	<b>0</b>

PUNTING	NO.	YDS	AVG	NET	TB	IN	LG	B
B. Anger	13	644	49.5	45.5	1	7	63	0
<b>TEAM</b>	<b>13</b>	<b>644</b>	<b>49.5</b>	<b>45.5</b>	<b>1</b>	<b>7</b>	<b>63</b>	<b>0</b>
<b>OPPONENTS</b>	<b>15</b>	<b>681</b>	<b>45.4</b>	<b>42.5</b>	<b>0</b>	<b>5</b>	<b>65</b>	<b>0</b>

PUNT RETURNS	RET	FC	YDS	AVG	LONG	TD
C. Lamb	3	5	37	12.3	17	0
C. Wilson	2	1	7	3.5	5	0
<b>TEAM</b>	<b>5</b>	<b>6</b>	<b>44</b>	<b>8.8</b>	<b>17</b>	<b>0</b>
<b>OPPONENTS</b>	<b>7</b>	<b>4</b>	<b>32</b>	<b>4.6</b>	<b>14</b>	<b>0</b>

KICKOFF RETURNS	NO.	YDS	AVG	LONG	TD
T. Pollard	4	85	21.3	24	0
<b>TEAM</b>	<b>4</b>	<b>85</b>	<b>21.3</b>	<b>24</b>	<b>0</b>
<b>OPPONENTS</b>	<b>5</b>	<b>146</b>	<b>29.2</b>	<b>41</b>	<b>0</b>

FIELD GOALS	1-19	20-29	30-39	40-49	50+
G. Zuerlein	0/0	1/1	6/7	1/1	1/2
<b>TEAM</b>	<b>0/0</b>	<b>1/1</b>	<b>6/7</b>	<b>1/1</b>	<b>1/2</b>
<b>OPPONENTS</b>	<b>0/0</b>	<b>1/1</b>	<b>2/2</b>	<b>1/2</b>	<b>2/4</b>

G. Zuerlein: (31WL, 35, 60SH, 21, 48) (34, 56) () (37) (31, 38, 31)

OPP: (36) (46, 44LU, 32, 29) () (54WL) (54WR, 51, 51)

# 2021 DALLAS COWBOYS DEFENSIVE STATISTICS

RNK	PLAYER	TKL	AST	TOTAL	SACKS/YDS	TFL/YDS	QBPR	FR	FF	INT/YDS	PD
1.	Brown, Anthony	26	5	31						2/45	6
2.	Kearse, Jayron	21	9	30		3/-5	5				2
3.	Vander Esch, Leighton	17	8	25	1.0/-7	2/-4	1				
4.	Parsons, Micah	19	4	23	2.5/-32	1/-2	11				2
5.	Diggs, Trevon	17	2	19						6/100	10
6.	Smith, Jaylon	14	5	19							
7.	Kazee, Damontae	12	2	14					1	1/0	3
8.	Lewis, Jourdan	11	3	14				1		1/66	2
9.	Neal, Keanu	10	3	13		1/-1					
10.	Hooker, Malik	11	1	12		1/-1					1
11.	Golston, Chauncey	6	5	11	0.5/-3		2				
12.	Basham, Tarell	6	3	9	1.0/-7		9				
13.	Odighizuwa, Osa	4	3	7	2.0/-20	2/-3	6				
	Watkins, Carlos	4	3	7			1				
15.	Lawrence, DeMarcus	5	1	6			2		1		
16.	Canady, Maurice	3	0	3							
17.	Armstrong, Dorance	2	1	3			1				
	Bohanna, Quinton	2	1	3							
19.	Gregory, Randy	0	3	3	2.0/-14		12	1			
20.	Anae, Bradlee	2	0	2							
	Faoliu, Austin	2	0	2							
	Kamara, Azur	2	0	2			1				
23.	Urban, Brent	0	2	2			1				1
24.	Cox, Jabril	1	0	1							
	Gifford, Luke	1	0	1		1/-4					
	Hamilton, Justin	1	0	1		1/-1	2				
27.	Wilson, Donovan						1				

Ast=Assist, TFL=Tackle for a Loss, QBPR=Pressures, Int=Interception, FR=Fumble Recovery, FF=Forced Fumble, PD=Pass Defense

2021 COWBOYS SPECIAL TEAMS							
RNK	PLAYER	S	A	TOT	FF	FR	BL
1.	Kearse, Jayron	3	0	3			
2.	Goodwin, C.J.	2	0	2			
3.	Brown, Noah	1	0	1			
	Clement, Corey	1	0	1			
	McQuaide, Jake	1	0	1			
	Neal, Keanu	1	0	1			
	Pollard, Tony	1	0	1			
	Ralston, Nick	1	0	1			
	Wilson, Cedrick	1	0	1			
	Wright, Nahshon	1	0	1			
11.	Kamara, Azur	0	1	1			
	Turner, Malik	0	1	1			
	Vander Esch, Leighton	0	1	1			

DEFENSIVE STATS BY RANK							
PRESSURES		SACKS		TACKLES FOR LOSS		INTERCEPTIONS	
PLAYER	NO	PLAYER	NO	PLAYER	NO	PLAYER	NO
1. R. Gregory	12	1. M. Parsons	2.5	1. J. Kearse	3	1. T. Diggs	6
2. M. Parsons	11	2. R. Gregory	2.0	2. O. Odighizuwa	2	2. A. Brown	2
3. T. Basham	9	O. Odighizuwa	2.0	L. Vander Esch	2	3. D. Kazee	1
4. O. Odighizuwa	6	4. T. Basham	1.0	4. L. Gifford	1	J. Lewis	1
5. J. Kearse	5	L. Vander Esch	1.0	J. Hamilton	1		

FORCED FUMBLES		FUMBLE RECOVERIES		PASSES DEFENSED	
PLAYER	NO	PLAYER	NO	PLAYER	NO
1. D. Kazee	1	1. R. Gregory	1	1. T. Diggs	10
D. Lawrence	1	J. Lewis	1	2. A. Brown	6
				3. D. Kazee	3
				4. J. Kearse	2
				J. Lewis	2

# 2021 DALLAS COWBOYS UNOFFICIAL DEPTH CHART

(As of October 12, 2021)

## OFFENSE

<b>WR</b>	19 Amari Cooper	85 Noah Brown	
<b>LT</b>	77 Tyron Smith	78 Terence Steele	69 Brandon Knight
<b>LG</b>	52 Connor Williams	66 Connor McGovern	
<b>C</b>	63 Tyler Biadasz	52 Connor Williams	<u>68 Matt Farniok</u>
<b>RG</b>	70 Zack Martin	66 Connor McGovern	69 Brandon Knight
<b>RT</b>	78 Terence Steele	79 Ty Nsekhe	69 Brandon Knight
<b>TE</b>	86 Dalton Schultz	89 Blake Jarwin	
<b>WR</b>	88 CeeDee Lamb	<u>81 Simi Fehoko</u>	
<b>WR</b>	1 Cedrick Wilson	17 Malik Turner	
<b>QB</b>	4 Dak Prescott	10 Cooper Rush	15 Will Grier
<b>RB</b>	21 Ezekiel Elliott	20 Tony Pollard	32 Corey Clement

## DEFENSE

<b>LDE</b>	93 Tarell Basham	56 Bradlee Anae	54 Azur Kamara
<b>LDT</b>	<u>97 Osa Odighizuwa</u>	<u>98 Quinton Bohanna</u>	
<b>RDT</b>	91 Carlos Watkins	95 Brent Urban	
<b>RDE</b>	94 Randy Gregory	92 Dorance Armstrong	<u>59 Chauncey Golston</u>
<b>OLB</b>	<u>11 Micah Parsons</u>	<u>14 Jabril Cox</u>	
<b>MLB</b>	42 Keanu Neal		
<b>OLB</b>	55 Leighton Vander Esch	57 Luke Gifford	
<b>LCB</b>	30 Anthony Brown	29 C.J. Goodwin	
<b>NB</b>	26 Jourdan Lewis	31 Maurice Canady	
<b>RCB</b>	7 Trevon Diggs	<u>25 Nahshon Wright</u>	
<b>SS</b>	6 Donovan Wilson	27 Jayron Kears	<u>38 Israel Mukuamu</u>
<b>FS</b>	18 Damontae Kazee	28 Malik Hooker	

## SPECIALISTS

<b>K</b>	2 Greg Zuerlein	
<b>P</b>	5 Bryan Anger	
<b>LS</b>	44 Jake McQuaide	
<b>H</b>	5 Bryan Anger	
<b>KR</b>	20 Tony Pollard	32 Corey Clement
<b>PR</b>	88 CeeDee Lamb	1 Cedrick Wilson

## PRONUNCIATION GUIDE

Bradlee Anae .....	uh-NYE	Damontae Kazee .....	Kay-zee
Dorance Armstrong .....	DOOR-intz	Jayron Kears .....	JAY-RON
Tyler Biadasz .....	be-AH-dish	Jake McQuaide .....	Mc-KWAYD
Quinton Bohanna .....	boe-HAN-ah	Israel Mukuamu .....	moo-KWAH-moo
Corey Clement .....	CLEM-ent	Ty Nsekhe .....	en-SECK-he
Jabril Cox .....	juh-BREEL	Osa Odighizuwa .....	oh-DIGGY-zoowa
Matt Farniok .....	FAR-nee-ack	Malik Turner .....	muh-LEEK
Simi Fehoko .....	SIM-ee FAY-hoko	Nahshon Wright .....	nuh-SHAWN
Azur Kamara .....	ah-ZORE kah-MAR-ah	Greg Zuerlein .....	ZURR-line

## COACHING STAFF

**HEAD COACH:** Mike McCarthy

**ASSISTANTS:** Jeff Blasko (Assistant Offensive Line), Matt Daniels (Assistant Special Teams), Rob Davis (Assistant Head Coach), Aden Durde (Defensive Line), George Edwards (Senior Defensive Assistant), John Fassel (Special Teams Coordinator), Ryan Feder (Quality Control Analytics), Al Harris (Defensive Backs), Chase Haslett (Quality Control/Offense), Adam Henry (Wide Receivers), Leon Lett (Assistant Defensive Line), Cannon Matthews (Quality Control/Defense), Scott McCurley (Linebackers), Kellen Moore (Offensive Coordinator), Harold Nash (Strength & Conditioning Coordinator), Doug Nussmeier (Quarterbacks), Skip Peete (Running Backs), Joe Philbin (Offensive Line), Dan Quinn (Defensive Coordinator), Justin Rudd (Video/Analytics), Eric Simonelli (Quality Control Analytics), Cedric Smith (Assistant Strength & Conditioning), Kendall Smith (Assistant Strength & Conditioning), Scott Tolzien (Offensive Assistant), Kyle Valero (Quality Control Analytics), Lunda Wells (Tight Ends), Joe Whitt (Secondary/Defensive Pass Game Coordinator).

# 2021 DALLAS COWBOYS ALPHABETICAL ROSTER

NO.	NAME	POS	HT	WT	DOB	EXP	COLLEGE	HOMETOWN	GP	GS	DNP	IA
56	Anae, Bradlee	DE	6-3	260	1/17/1998	2	Utah	Laie, Hawaii	3	0	0	0
5	Anger, Bryan	P	6-3	205	10/6/1988	10	California	Camarillo, Calif.	5	0	0	0
92	Armstrong, Dorance	DE	6-4	260	6/10/1997	4	Kansas	Houston, Texas	2	1	0	3
93	Basham, Tarell	DE	6-4	266	3/18/1994	5	Ohio	Rocky Mount, Va.	5	2	0	0
63	Biadasz, Tyler	C	6-4	317	11/20/1997	2	Wisconsin	Amherst, Wisc.	5	5	0	0
98	Bohanna, Quinton	DT	6-4	327	3/16/1999	R	Kentucky	Memphis, Tenn.	5	0	0	0
30	Brown, Anthony	CB	5-11	188	12/16/1993	6	Purdue	Tampa, Fla.	5	5	0	0
85	Brown, Noah	WR	6-2	215	1/6/1996	5	Ohio State	Flanders, N.J.	4	0	0	1
31	Canady, Maurice	CB	6-1	193	5/26/1994	5	Virginia	Richmond, Va.	5	0	0	0
32	Clement, Corey	RB	5-10	220	11/2/1994	5	Wisconsin	Glassboro, N.J.	5	0	0	0
19	Cooper, Amari	WR	6-1	225	6/17/1994	7	Alabama	Miami, Fla.	5	5	0	0
14	Cox, Jabril	LB	6-3	233	4/16/1998	R	Louisiana State	Kansas City, Mo.	5	0	0	0
7	Diggs, Trevon	CB	6-1	203	9/20/1998	2	Alabama	Gaithersburg, Md.	5	5	0	0
21	Elliott, Ezekiel	RB	6-0	228	7/22/1995	6	Ohio State	St. Louis, Mo.	5	5	0	0
68	Farniok, Matt	G	6-5	311	9/26/1997	R	Nebraska	Sioux Falls, S.D.	5	0	0	0
81	Fehoko, Simi	WR	6-4	222	11/5/1997	R	Stanford	Sandy, Utah	3	0	0	2
57	Gifford, Luke	LB	6-3	245	8/28/1995	3	Nebraska	Lincoln, Neb.	4	0	0	0
59	Golston, Chauncey	DE	6-5	268	2/10/1998	R	Iowa	Detroit, Mich.	3	0	0	2
29	Goodwin, C.J.	CB	6-3	187	2/4/1990	6	California (PA)	Wheeling, W.V.	5	0	0	0
94	Gregory, Randy	DE	6-5	260	11/23/1992	4	Nebraska	Jacksonville, Fla.	4	4	0	0
15	Grier, Will	QB	6-1	220	4/3/1995	3	West Virginia	Charlotte, N.C.	0	0	0	5
28	Hooker, Malik	FS	6-1	212	4/2/1996	5	Ohio State	New Castle, Pa.	4	2	0	1
89	Jarwin, Blake	TE	6-5	250	7/16/1994	5	Oklahoma State	Tuttle, Okla.	5	4	0	0
54	Kamara, Azur	DE	6-3	245	9/26/1998	2	Kansas	Glendale, Ariz.	4	0	0	1
18	Kazee, Damontae	S	5-11	174	6/5/1993	5	San Diego State	San Bernardino, Calif.	5	5	0	0
27	Kearse, Jayron	S	6-4	220	2/11/1994	5	Clemson	Fort Myers, Fla.	5	4	0	0
69	Knight, Brandon	T	6-4	315	4/1/1997	3	Indiana	Noblesville, Ind.	1	0	2	1
88	Lamb, CeeDee	WR	6-2	200	4/8/1999	2	Oklahoma	Richmond, Texas	5	5	0	0
26	Lewis, Jourdan	CB	5-10	186	8/31/1995	5	Michigan	Detroit Mich.	5	3	0	0
70	Martin, Zack	G	6-4	315	11/20/1990	8	Notre Dame	Indianapolis, Ind.	4	4	0	0
66	McGovern, Connor	G	6-5	315	11/3/1997	3	Penn State	Larksville, Pa.	5	1	0	0
44	McQuaide, Jake	LS	6-2	235	12/7/1987	11	Ohio State	Cincinnati, Ohio	5	0	0	0
38	Mukuamu, Israel	S	6-4	212	11/28/1999	R	South Carolina	Charlotte, N.C.	1	0	1	3
42	Neal, Keanu	LB	6-0	211	7/26/1995	5	Florida	Bushnell, Fla.	3	1	0	0
79	Nsekhe, Ty	T	6-8	330	10/27/1985	8	Texas State	Austin, TX	1	0	1	3
97	Odighizuwa, Osa	DT	6-2	282	8/13/1998	R	UCLA	Dayton, Ohio	5	5	0	0
11	Parsons, Micah	LB	6-3	246	5/26/1999	R	Penn State	Harrisburg, Pa.	5	5	0	0
20	Pollard, Tony	RB	6-0	210	4/30/1997	3	Memphis	Memphis, Tenn.	5	0	0	0
4	Prescott, Dak	QB	6-2	235	7/29/1993	6	Mississippi State	Haughton, La.	5	5	0	0
10	Rush, Cooper	QB	6-3	225	11/21/1993	3	Central Michigan	Charlotte, Mich.	1	0	4	0
86	Schultz, Dalton	TE	6-5	255	7/11/1996	4	Stanford	South Jordan, Utah	5	5	0	0
77	Smith, Tyrone	T	6-5	305	12/12/1990	11	Southern California	Moreno Valley, Calif.	5	5	0	0
78	Steele, Terence	T	6-6	320	6/4/1997	2	Texas Tech	Cibola, Texas	5	4	0	0
17	Turner, Malik	WR	6-2	202	1/30/1996	4	Illinois	Springfield, Ill.	2	0	0	0
95	Urban, Brent	DE	6-7	305	5/5/1991	8	Virginia	Mississauga, Ont.	5	3	0	0
55	Vander Esch, Leighton	LB	6-4	255	2/8/1996	4	Boise State	Riggins, Idaho	5	4	0	0
91	Watkins, Carlos	DE	6-3	297	12/5/1993	5	Clemson	Mooreboro, N.C.	3	2	0	2
52	Williams, Connor	G	6-5	320	5/12/1997	4	Texas	Coppell, Texas	5	5	0	0
1	Wilson, Cedrick	WR	6-2	195	11/20/1995	4	Boise State	Memphis, Tenn.	5	1	0	0
6	Wilson, Donovan	S	6-0	200	2/21/1995	3	Texas A&M	Shreveport, La.	1	1	0	4
25	Wright, Nahshon	CB	6-4	183	9/23/1998	R	Oregon State	East Palo Alto, Calif.	5	0	0	0
2	Zuerlein, Greg	K	6-0	195	12/27/1987	10	Missouri Western	Lincoln, Neb.	5	0	0	0
<b>PRACTICE SQUAD</b>												
60	Alarcon, Isaac	T	6-6	325	7/27/1998	1	Monterrey Tech	Monterrey, Mexico	0	0	0	0
36	Brown, Kyrion	CB	6-1	195	5/26/1996	2	Akron	Boynton Beach, FL	0	0	0	0
49	Bunting, Ian	TE	6-7	255	2/10/1996	2	California	Hinsdale, Ill.	0	0	0	0
76	Collins, Aviante	T	6-4	292	4/21/1993	3	Texas Christian	Wichita Falls, Texas	0	0	0	0
39	Coyle, Tyler	S	6-0	209	12/31/1969	R	Purdue	Windsor, Conn.	0	0	0	0
3	DiNucci, Ben	QB	6-2	215	11/24/1996	2	James Madison	Wexford, PA	0	0	0	0
58	Faoliu, Austin	DE	6-3	287	1/9/1999	R	Oregon	Santa Ana, Calif.	1	0	0	0
83	Foster, Robert	WR	6-2	194	5/7/1994	4	Alabama	Monaca, Pa.	0	0	0	0
99	Hamilton, Justin	DT	6-2	315	7/27/1993	4	Louisiana-Lafayette	Natchez, Miss.	2	0	0	0
37	Hardy, JaQuan	RB	5-8	211	12/31/1997	R	Tiffin	Westlake, Ohio	0	0	0	0
40	Johnson, Isaiah	CB	6-2	210	12/20/1995	3	Houston	Bryan, Texas	0	0	0	0
62	Jones, Brayton	C	6-3	301	2/10/1998	R	Houston	Tyler, Texas	0	0	0	0
46	Ralston, Nick	FB	6-0	237	11/10/1996	R	Louisiana	Argyle, Texas	3	0	0	0
6	Ratley, Damion	WR	6-2	200	4/16/1995	4	Texas A&M	Yoakum, Texas	0	0	0	0
80	Smith, Brandon	WR	6-1	218	12/10/1998	R	Iowa	Lake Cormorant, Miss.	0	0	0	0
51	Speaks, Breeleand	DE	6-3	285	12/18/1995	3	Mississippi	Jackson, Miss.	0	0	0	0
87	Sprinkle, Jeremy	TE	6-5	255	8/10/1994	5	Arkansas	White Hall, Ark.	5	0	0	0
<b>RESERVE/SUSPENDED</b>												
71	Collins, La'el	T	6-4	323	7/26/1993	7	Louisiana State	Baton Rouge, La.	1	1	0	0
<b>RESERVE/PHYSICALLY UNABLE TO PERFORM</b>												
72	Hill, Trysten	DT	6-3	305	3/25/1998	3	Central Florida	Lee, Fla.	0	0	0	0
<b>RESERVE/NON-FOOTBALL INJURY</b>												
15	Vasher, T.J.	WR	6-6	215	8/29/1998	R	Texas Tech	Wichita Falls, Texas	0	0	0	0
<b>RESERVE/INJURED</b>												
75	Ball, Josh	T	6-8	308	5/15/1998	R	Marshall	Fredericksburg, Va.	0	0	0	0
53	Bernard, Francis	LB	6-0	242	4/8/1995	2	Utah	Herriman, Utah	0	0	0	0
34	Dowdle, Rico	RB	5-11	215	6/14/1998	2	South Carolina	Asheville, N.C.	0	0	0	0
96	Gallimore, Neville	DT	6-2	307	1/17/1997	2	Oklahoma	Ottawa, Ontario	0	0	0	0
13	Gallup, Michael	WR	6-1	205	3/4/1996	4	Colorado State	Monroe, Ga.	1	0	0	0
65	Hyatt, Mitch	T	6-5	315	2/6/1997	2	Clemson	Suwanee, Ga.	0	0	0	0
24	Joseph, Kelvin	CB	5-11	197	11/11/1999	R	Kentucky	Baton Rouge, La.	0	0	0	0
90	Lawrence, DeMarcus	DE	6-3	250	4/28/1992	8	Boise State	Aiken, S.C.	1	1	0	0
84	McKeon, Sean	TE	6-3	255	12/28/1997	2	Michigan	Dudley, Mass.	0	0	0	0
7	Niswander, Hunter	P	6-4	243	11/26/1994	2	Northwestern	Peninsula, Ohio	0	0	0	0
45	Olonilua, Sewo	FB	6-3	235	11/27/1997	2	Texas Christian	Kingwood, Texas	0	0	0	0
41	Robinson, Reggie	CB	6-1	200	4/14/1997	2	Tulsa	Cleburne, Texas	0	0	0	0
<b>PRACTICE SQUAD INJURED</b>												
33	Burton, Deante	CB	6-2	210	7/12/1994	4	Kansas State	Manhattan, KS	0	0	0	0
16	Mitchell, Osirus	WR	6-5	206	9/15/1997	R	Mississippi State	Sarasota, Fla.	0	0	0	0
23	Thompson, Darian	S	6-2	212	9/22/1993	6	Boise State	Lancaster, Calif.	1	0	0	0

# 2021 DALLAS COWBOYS NUMERICAL ROSTER

NO.	NAME	POS	HT	WT	AGE	EXP	COLLEGE	HOW ACQ	GP	GS	DNP	IA
1	Cedrick Wilson	WR	6-2	195	25	4	Boise State	D6b-'18	5	1	0	0
2	Greg Zuerlein	K	6-0	195	33	10	Missouri Western	UFA(LAR)-'20	5	0	0	0
4	Dak Prescott	QB	6-2	235	28	6	Mississippi State	D4b-'16	5	5	0	0
5	Bryan Anger	P	6-3	205	33	10	California	FA-'21	5	0	0	0
6	Donovan Wilson	S	6-0	200	26	3	Texas A&M	D6-'19	1	1	0	4
7	Trevon Diggs	CB	6-1	203	23	2	Alabama	D2-'20	5	5	0	0
10	Cooper Rush	QB	6-3	225	27	3	Central Michigan	FA-'20	1	0	4	0
11	Micah Parsons	LB	6-3	246	22	R	Penn State	D1-'21	5	5	0	0
14	Jabril Cox	LB	6-3	233	23	R	Louisiana State	D4a-'21	5	0	0	0
15	Will Grier	QB	6-1	220	26	3	West Virginia	W(Car)-'21	0	0	0	5
17	Malik Turner	WR	6-2	202	25	4	Illinois	W(GB)-'20	2	0	0	0
18	Damontae Kazee	S	5-11	174	28	5	San Diego State	UFA(Atl)-'21	5	5	0	0
19	Amari Cooper	WR	6-1	225	27	7	Alabama	T(Oak)-'18	5	5	0	0
20	Tony Pollard	RB	6-0	210	24	3	Memphis	D4a-'19	5	0	0	0
21	Ezekiel Elliott	RB	6-0	228	26	6	Ohio State	D1-'16	5	5	0	0
25	Nahshon Wright	CB	6-4	183	23	R	Oregon State	D3c-'21	5	0	0	0
26	Jourdan Lewis	CB	5-10	186	26	5	Michigan	D3-'17	5	3	0	0
27	Jayron Kearse	S	6-4	220	27	5	Clemson	FA-'21	5	4	0	0
28	Malik Hooker	FS	6-1	212	25	5	Ohio State	FA-'21	4	2	0	1
29	C.J. Goodwin	CB	6-3	187	31	6	California (PA)	PS(Cin)-'18	5	0	0	0
30	Anthony Brown	CB	5-11	188	27	6	Purdue	D6a-'16	5	5	0	0
31	Maurice Canady	CB	6-1	193	27	5	Virginia	UFA(Hou)-'20	5	0	0	0
32	Corey Clement	RB	5-10	220	26	5	Wisconsin	FA-'21	5	0	0	0
38	Israel Mukuamu	S	6-4	212	21	R	South Carolina	D6b-'21	1	0	1	3
42	Keanu Neal	LB	6-0	211	26	5	Florida	D1-'16	3	1	0	0
44	Jake McQuaide	LS	6-2	235	33	11	Ohio State	UFA(LAR)-'21	5	0	0	0
52	Connor Williams	G	6-5	320	24	4	Texas	D2-'18	5	5	0	0
54	Azur Kamara	DE	6-3	245	23	2	Kansas	UDFA-'20	4	0	0	1
55	Leighton Vander Esch	LB	6-4	255	25	4	Boise State	D1-'18	5	4	0	0
56	Bradlee Anae	DE	6-3	260	23	2	Utah	D5-'20	3	0	0	0
57	Luke Gifford	LB	6-3	245	26	3	Nebraska	UDFA-'19	4	0	0	1
59	Chauncey Golston	DE	6-5	268	23	R	Iowa	D3b-'21	3	0	0	2
63	Tyler Biadasz	C	6-4	317	23	2	Wisconsin	D4b-'20	5	5	0	0
66	Connor McGovern	G	6-5	315	23	3	Penn State	D3-'19	5	1	0	0
68	Matt Farniok	G	6-5	311	24	R	Nebraska	D7-'21	5	0	0	0
69	Brandon Knight	T	6-4	315	24	3	Indiana	UDFA-'19	1	0	2	1
70	Zack Martin	G	6-4	315	30	8	Notre Dame	D1-'14	4	4	0	0
77	Tyron Smith	T	6-5	305	30	11	Southern California	D1-'11	5	5	0	0
78	Terence Steele	T	6-6	320	24	2	Texas Tech	UDFA-'20	5	4	0	0
79	Ty Nsekhe	T	6-8	330	35	8	Texas State	UFA(Buf)-'21	1	0	1	3
81	Simi Fehoko	WR	6-4	222	23	R	Stanford	D5-'21	3	0	0	2
85	Noah Brown	WR	6-2	215	25	5	Ohio State	D7b-'17	4	0	0	1
86	Dalton Schultz	TE	6-5	255	25	4	Stanford	D4b-'18	5	5	0	0
88	CeeDee Lamb	WR	6-2	200	22	2	Oklahoma	D1-'20	5	5	0	0
89	Blake Jarwin	TE	6-5	250	27	5	Oklahoma State	UDFA-'17	5	4	0	0
91	Carlos Watkins	DE	6-3	297	27	5	Clemson	UFA(Hou)-'21	3	2	0	2
92	Dorance Armstrong	DE	6-4	260	24	4	Kansas	D4a-'18	2	1	0	3
93	Tarell Basham	DE	6-4	266	27	5	Ohio	UFA(NYJ)-'21	5	2	0	0
94	Randy Gregory	DE	6-5	260	28	4	Nebraska	D2-'15	4	4	0	0
95	Brent Urban	DE	6-7	305	30	8	Virginia	UFA(Chi)-'21	5	3	0	0
97	Osa Odighizuwa	DT	6-2	282	23	R	UCLA	D3a-'21	5	5	0	0
98	Quinton Bohanna	DT	6-4	327	22	R	Kentucky	D6a-'21	5	0	0	0
<b>PRACTICE SQUAD</b>												
3	Ben DiNucci	QB	6-2	215	24	2	James Madison	D7-'20	0	0	0	0
6	Damion Ratley	WR	6-2	200	26	4	Texas A&M	FA-'21	0	0	0	0
36	Kyron Brown	CB	6-1	195	25	2	Akron	FA-'21	0	0	0	0
37	JaQuan Hardy	RB	5-8	211	23	R	Tiffin	UDFA-'21	0	0	0	0
39	Tyler Coyle	S	6-0	209	51	R	Purdue	UDFA-'21	0	0	0	0
40	Isaiah Johnson	CB	6-2	210	25	3	Houston	FA-'21	0	0	0	0
46	Nick Ralston	FB	6-0	237	24	R	Louisiana	UDFA-'21	3	0	0	0
49	Ian Bunting	TE	6-7	255	25	2	California	FA-'21	0	0	0	0
51	Breeland Speaks	DE	6-3	285	25	3	Mississippi	FA-'21	0	0	0	0
58	Austin Faoliu	DE	6-3	287	22	R	Oregon	UDFA-'21	1	0	0	0
60	Isaac Alarcon	T	6-6	325	23	1	Monterrey Tech	IPP-'20	0	0	0	0
62	Braylon Jones	C	6-3	301	23	R	Houston	UDFA-'21	0	0	0	0
76	Aviante Collins	T	6-4	292	28	3	Texas Christian	FA-'21	0	0	0	0
80	Brandon Smith	WR	6-1	218	22	R	Iowa	UDFA-'21	0	0	0	0
83	Robert Foster	WR	6-2	194	27	4	Alabama	FA-'21	0	0	0	0
87	Jeremy Sprinkle	TE	6-5	255	27	5	Arkansas	UFA(Was)-'21	5	0	0	0
99	Justin Hamilton	DT	6-2	315	28	4	Louisiana-Lafayette	FA-'19	2	0	0	0
<b>RESERVE/SUSPENDED</b>												
71	La'el Collins	T	6-4	323	28	7	Louisiana State	UDFA-'15	1	1	0	0
<b>RESERVE/PHYSICALLY UNABLE TO PERFORM</b>												
72	Trysten Hill	DT	6-3	305	23	3	Central Florida	D2-'19	0	0	0	0
<b>RESERVE/NON-FOOTBALL INJURY</b>												
15	T.J. Vasher	WR	6-6	215	23	R	Texas Tech	UDFA-'21	0	0	0	0
<b>RESERVE/INJURED</b>												
7	Hunter Niswander	P	6-4	243	26	2	Northwestern	FA-'20	0	0	0	0
13	Michael Gallup	WR	6-1	205	25	4	Colorado State	D3-'18	1	0	0	0
24	Kelvin Joseph	CB	5-11	197	21	R	Kentucky	D2-'21	0	0	0	0
34	Rico Dowdle	RB	5-11	215	23	2	South Carolina	UDFA-'20	0	0	0	0
41	Reggie Robinson	CB	6-1	200	24	2	Tulsa	D4a-'20	0	0	0	0
45	Sewo Olonilu	FB	6-3	235	23	2	Texas Christian	UDFA-'20	0	0	0	0
53	Francis Bernard	LB	6-0	242	26	2	Utah	UDFA-'20	0	0	0	0
65	Mitch Hyatt	T	6-5	315	24	2	Clemson	UDFA-'19	0	0	0	0
75	Josh Ball	T	6-8	308	23	R	Marshall	D4b-'21	0	0	0	0
84	Sean McKeon	TE	6-3	255	23	2	Michigan	UDFA-'20	0	0	0	0
90	DeMarcus Lawrence	DE	6-3	250	29	8	Boise State	D2-'14	1	1	0	0
96	Neville Galimore	DT	6-2	307	24	2	Oklahoma	D3-'20	0	0	0	0
<b>PRACTICE SQUAD INJURED</b>												
16	Osirus Mitchell	WR	6-5	206	24	R	Mississippi State	UDFA-'21	0	0	0	0
23	Darian Thompson	S	6-2	212	28	6	Boise State	FA-'18	1	0	0	0
33	Deante Burton	CB	6-2	210	27	4	Kansas State	PS(Ind)-'19	0	0	0	0



# 2021 DALLAS COWBOYS POSITIONAL ROSTER

## QUARTERBACKS (3)

NO.	NAME	POS.	HT.	WT.	AGE	EXP.	COLLEGE	HOW ACQ.
4	Dak Prescott	QB	6-2	235	28	6	Mississippi State	D4b-'16
10	Cooper Rush	QB	6-3	225	27	3	Central Michigan	FA-'20
15	Will Grier	QB	6-1	220	26	3	West Virginia	W(Car)-'21

## RUNNING BACKS (3)

NO.	NAME	POS.	HT.	WT.	AGE	EXP.	COLLEGE	HOW ACQ.
20	Tony Pollard	RB	6-0	210	24	3	Memphis	D4a-'19
21	Ezekiel Elliott	RB	6-0	228	26	6	Ohio State	D1-'16
32	Corey Clement	RB	5-10	220	26	5	Wisconsin	FA-'21

## WIDE RECEIVERS (6)

NO.	NAME	POS.	HT.	WT.	AGE	EXP.	COLLEGE	HOW ACQ.
1	Cedrick Wilson	WR	6-2	195	25	4	Boise State	D6b-'18
17	Malik Turner	WR	6-2	202	25	4	Illinois	W(GB)-'20
19	Amarl Cooper	WR	6-1	225	27	7	Alabama	T(Oak)-'18
81	Simi Fehoko	WR	6-4	222	23	R	Stanford	D5-'21
85	Noah Brown	WR	6-2	215	25	5	Ohio State	D7b-'17
88	CeeDee Lamb	WR	6-2	200	22	2	Oklahoma	D1-'20

## TIGHT ENDS (2)

NO.	NAME	POS.	HT.	WT.	AGE	EXP.	COLLEGE	HOW ACQ.
86	Dalton Schultz	TE	6-5	255	25	4	Stanford	D4b-'18
89	Blake Jarwin	TE	6-5	250	27	5	Oklahoma State	UDFA-'17

## OFFENSIVE LINE (9)

NO.	NAME	POS.	HT.	WT.	AGE	EXP.	COLLEGE	HOW ACQ.
52	Connor Williams	G	6-5	320	24	4	Texas	D2-'18
63	Tyler Biadasz	C	6-4	317	23	2	Wisconsin	D4b-'20
66	Connor McGovern	G	6-5	315	23	3	Penn State	D3-'19
68	Matt Farniok	G	6-5	311	24	R	Nebraska	D7-'21
69	Brandon Knight	T	6-4	315	24	3	Indiana	UDFA-'19
70	Zack Martin	G	6-4	315	30	8	Notre Dame	D1-'14
77	Tyron Smith	T	6-5	305	30	11	Southern California	D1-'11
78	Terence Steele	T	6-6	320	24	2	Texas Tech	UDFA-'20
79	Ty Nsekhe	T	6-8	330	35	8	Texas State	UFA(Buf)-'21

## DEFENSIVE LINE (10)

NO.	NAME	POS.	HT.	WT.	AGE	EXP.	COLLEGE	HOW ACQ.
54	Azur Kamara	DE	6-3	245	23	2	Kansas	UDFA-'20
56	Bradlee Anae	DE	6-3	260	23	2	Utah	D5-'20
59	Chauncey Golston	DE	6-5	268	23	R	Iowa	D3b-'21
91	Carlos Watkins	DE	6-3	297	27	5	Clemson	UFA(Hou)-'21
92	Dorance Armstrong	DE	6-4	260	24	4	Kansas	D4a-'18
93	Tarell Basham	DE	6-4	266	27	5	Ohio	UFA(NYJ)-'21
94	Randy Gregory	DE	6-5	260	28	4	Nebraska	D2-'15
95	Brent Urban	DE	6-7	305	30	8	Virginia	UFA(Chi)-'21
97	Osa Odighizuwa	DT	6-2	282	23	R	UCLA	D3a-'21
98	Quinton Bohanna	DT	6-4	327	22	R	Kentucky	D6a-'21

## LINEBACKERS (5)

NO.	NAME	POS.	HT.	WT.	AGE	EXP.	COLLEGE	HOW ACQ.
11	Micah Parsons	LB	6-3	246	22	R	Penn State	D1-'21
14	Jabril Cox	LB	6-3	233	23	R	Louisiana State	D4a-'21
42	Keanu Neal	LB	6-0	211	26	5	Florida	D1-'16
55	Leighton Vander Esch	LB	6-4	255	25	4	Boise State	D1-'18
57	Luke Gifford	LB	6-3	245	26	3	Nebraska	UDFA-'19

## DEFENSIVE BACKS (11)

NO.	NAME	POS.	HT.	WT.	AGE	EXP.	COLLEGE	HOW ACQ.
6	Donovan Wilson	S	6-0	200	26	3	Texas A&M	D6-'19
7	Trevon Diggs	CB	6-1	203	23	2	Alabama	D2-'20
18	Damontae Kazee	S	5-11	174	28	5	San Diego State	UFA(Atl) '21
25	Nahshon Wright	CB	6-4	183	23	R	Oregon State	D3c-'21
26	Jourdan Lewis	CB	5-10	186	26	5	Michigan	D3-'17
27	Jayron Kearse	S	6-4	220	27	5	Clemson	FA-'21
28	Malik Hooker	FS	6-1	212	25	5	Ohio State	FA-'21
29	C.J. Goodwin	CB	6-3	187	31	6	California (PA)	PS(Cin)-'18
30	Anthony Brown	CB	5-11	188	27	6	Purdue	D6a-'16
31	Maurice Canady	CB	6-1	193	27	5	Virginia	UFA(Hou)-'20
38	Israel Mukuamu	S	6-4	212	21	R	South Carolina	D6b-'21

## SPECIALISTS (3)

NO.	NAME	POS.	HT.	WT.	AGE	EXP.	COLLEGE	HOW ACQ.
2	Greg Zuerlein	K	6-0	195	33	10	Missouri Western	UFA(LAR)-'20
5	Bryan Anger	P	6-3	205	33	10	California	FA-'21
44	Jake McQuaide	LS	6-2	235	33	11	Ohio State	UFA(LAR)-'21

## HOW THE COWBOYS WERE BUILT/CONTRACT STATUS

YEAR	DRAFT PICKS (37)	FREE AGENTS (16)	COLLEGE FREE AGENTS (10)	TRADES/WAIVERS (3)	PRACTICE SQUAD (1)
2011	T. Smith (1st)				
2014	Z. Martin (1st) D. Lawrence (2nd) *				
2015	R. Gregory (2nd)		L. Collins (UDFA-'15) -		
2016	E. Elliott (1st) K. Neal (1st) D. Prescott (4th) A. Brown (6th)				
2017	J. Lewis (3rd) N. Brown (7th)	B. Jarwin (UDFA-'17)			
2018	L. Vander Esch (1st) C. Williams (2nd) M. Gallup (3rd) * D. Armstrong (4th) D. Schultz (4th-b) C. Wilson (6th-b)			A. Cooper (T Oak -'18)	C. Goodwin (PS Cin -'18)
2019	T. Hill (2nd) $\alpha$ C. McGovern (3rd) T. Pollard (4th) D. Wilson (6th)	L. Gifford (UDFA-'19)	M. Hyatt (UDFA-'19) * B. Knight (UDFA-'19)		
2020	C. Lamb (1st) T. Diggs (2nd) N. Gallimore (3rd) * R. Robinson (4th-a) * T. Biadasz (4th-b) B. Anae (5th)	M. Canady (UFA Hou -'20) H. Niswander (FA-'20) * C. Rush (FA-'20) G. Zuerlein (UFA LAR -'20)	F. Bernard (UDFA-'20) * R. Dowdle (UDFA-'20) * A. Kamara (UDFA-'20) S. McKeon (UDFA-'20) * S. Olonilua (UDFA-'20) * T. Steele (UDFA-'20)	M. Turner (W GB -'20)	
2021	M. Parsons (1st) K. Joseph (2nd) * O. Odighizuwa (3rd-a) C. Golston (3rd-b) N. Wright (3rd-c) J. Cox (4th-a) J. Ball (4th-b) * S. Fehoko (5th) Q. Bohanna (6th-a) I. Mukuamu (6th-b) M. Farniok (7th)	B. Anger (FA-'21) T. Basham (UFA NYJ -'21) C. Clement (FA-'21) M. Hooker (FA-'21) D. Kazee (UFA Atl '21) J. Kearse (FA-'21) J. McQuaide (UFA LAR -'21) T. Nsekhe (UFA Buf -'21) B. Urban (UFA Chi -'21) C. Watkins (UFA Hou -'21)	T. Vasher (UDFA-'21) $\delta$	W. Grier (W Car -'21)	

Key: \* Reserve/Injured, - Reserve/Suspended,  $\alpha$  Reserve/Physically Unable to Perform,  $\delta$  Reserve/Non-Football Injury

### CONTRACT STATUS

PLAYER	SIGNED THROUGH	PLAYER	SIGNED THROUGH	PLAYER	SIGNED THROUGH
Bradlee Anae	2023	Luke Gifford	2021	Hunter Niswander *	2022
Bryan Anger	2021	Chauncey Golston	2024	Ty Nsekhe	2021
Dorance Armstrong	2021	C.J. Goodwin	2022	Osa Odighizuwa	2024
Josh Ball *	2024	Randy Gregory	2021	Micah Parsons	2024
Tarell Basham	2022	Will Grier	2022	Tony Pollard	2022
Francis Bernard *	2021	Trysten Hill $\alpha$	2022	Dak Prescott	2024
Tyler Biadasz	2023	Malik Hooker	2021	Reggie Robinson *	2023
Quinton Bohanna	2024	Mitch Hyatt *	2021	Cooper Rush	2022
Anthony Brown	2022	Blake Jarwin	2023	Dalton Schultz	2021
Noah Brown	2021	Kelvin Joseph *	2024	Tyron Smith	2023
Maurice Canady	2021	Azur Kamara	2022	Terence Steele	2022
Corey Clement	2021	Damontae Kazee	2021	Malik Turner	2021
La'el Collins -	2024	Jayron Kearse	2021	Brent Urban	2021
Amari Cooper	2024	Brandon Knight	2021	Leighton Vander Esch	2021
Jabril Cox	2024	CeeDee Lamb	2023	T.J. Vasher $\delta$	2023
Trevon Diggs	2023	DeMarcus Lawrence *	2023	Carlos Watkins	2021
Rico Dowdle *	2022	Jourdan Lewis	2023	Connor Williams	2021
Ezekiel Elliott	2026	Zack Martin	2024	Cedrick Wilson	2021
Matt Farniok	2024	Connor McGovern	2022	Donovan Wilson	2022
Simi Fehoko	2024	Sean McKeon *	2022	Nahshon Wright	2024
Neville Gallimore *	2023	Jake McQuaide	2021	Greg Zuerlein	2022
Michael Gallup *	2021	Israel Mukuamu	2024		

# 2021 DALLAS COWBOYS CONTRACT ANALYSIS

OFFENSE		2021	2022	2023	2024	2025	2026	2026	2027
QB	Grier, Will			UFA					
	Prescott, Dak					UFA			
	Rush, Cooper			UFA					
RB	Clement, Corey		UFA						
	Dowdle, Rico*			RFA	UFA				
	Elliott, Ezekiel							UFA	
	Olonilua, Sewo*			RFA	UFA				
	Pollard, Tony			UFA					
WR	Brown, Noah		UFA						
	Cooper, Amari					UFA			
	Fehoko, Simi					UFA			
	Gallup, Michael*		UFA						
	Lamb, CeeDee				OPTION	UFA			
	Turner, Malik*		UFA						
	Vasher, T.J.#				RFA	UFA			
Wilson, Cedrick		UFA							
TE	Jarwin, Blake				UFA				
	McKeon, Sean*			RFA	UFA				
	Schultz, Dalton		UFA						
OL	Ball, Josh*					UFA			
	Biadasz, Tyler				UFA				
	Collins, La'el&					UFA			
	Farniok, Matt					UFA			
	Hyatt, Mitch*		ERFA	RFA	UFA				
	Knight, Brandon		RFA	UFA					
	Martin, Zack					UFA			
	McGovern, Connor			UFA					
	Nsekhe, Ty		UFA						
	Smith, Tyron				UFA				
	Steele, Terence			RFA	UFA				
	Williams, Connor		UFA						

DEFENSE		2021	2022	2023	2024	2025	2026	2027	2028
DL	Anae, Bradlee				UFA				
	Armstrong, Dorance		UFA						
	Basham, Tarell			UFA					
	Bohanna, Quinton					UFA			
	Gallimore, Neville*				UFA				
	Golston, Chauncey					UFA			
	Gregory, Randy		UFA						
	Hill, Trysten#			UFA					
	Kamara, Azur			RFA	UFA				
	Lawrence, Demarcus*				UFA				
	Odighizuwa, Osa					UFA			
	Urban, Brent		UFA						
	Watkins, Carlons		UFA						
	Bernard, Francis*		ERFA	RFA	UFA				
LB	Cox, Jabril					UFA			
	Gifford, Luke		RFA	UFA					
	Neal, Keanu		UFA						
	Parsons, Micah					OPTION	UFA		
	Vander Esch, Leighton		UFA						
DB	Brown, Anthony			UFA					
	Canady, Maurice		UFA						
	Diggs, Trevon				UFA				
	Goodwin, C.J.			UFA					
	Hooker, Malik		UFA						
	Joseph, Kelvin*					UFA			
	Kazee, Damonlae		UFA						
	Kearse, Jayron		UFA						
	Lewis, Jourdan				UFA				
	Mukuamu, Israel					UFA			
	Robinson, Reggie*				UFA				
	Wilson, Donovan			UFA					
Wright, Nahshon					UFA				

SPECIAL TEAMS		2021	2022	2023	2024	2025	2026	2027	2028
ST	Anger, Bryan		UFA						
	McQuaide, Jake		UFA						
	Zuerlein, Greg			UFA					

Player is under contract for season  
 Player will be an exclusive rights free agent  
 Player will be an unrestricted free agent  
 Player will be a restricted free agent  
 Player has a club option available  
 \*Reserve/Injured    ^Reserve/COVID-19    #Reserve/PUP or NFI    &Reserve/Suspended

## WHEN BUILT AND WHEN THEY GOT TO THE COWBOYS

### 1st Round (9)

[9] Tyron Smith (2011)  
 [16] Zack Martin (2014)  
 [4] Amari Cooper (2015-OAK)  
 [4] Ezekiel Elliott (2016)  
 [17] Keanu Neal (2016-ATL)  
 [15] Malik Hooker (2017-IND)  
 [19] Leighton Vander Esch (2018)  
 [17] CeeDee Lamb (2020)  
 [12] Micah Parsons (2021)

### 2nd Round (6)

[34] DeMarcus Lawrence (2014)\*  
 [60] Randy Gregory (2015)  
 [50] Connor Williams (2018)  
 [58] Trysten Hill (2019)Ω  
 [51] Trevon Diggs (2020)  
 [44] Kelvin Joseph (2021)\*

### 3rd Round (10)

[70] Bryan Anger (2012-JAX)  
 [80] Tarell Basham (2017-IND)  
 [92] Jourdan Lewis (2017)  
 [81] Michael Gallup (2018)\*  
 [90] Connor McGovern (2019)  
 [100] Will Grier (2019-CAR)  
 [82] Neville Gallimore (2020)\*  
 [75] Osa Odighizuwa (2021)  
 [84] Chauncey Golston (2021)  
 [99] Nahshon Wright (2021)

### 4th Round (10)

[134] Brent Urban (2014-BAL)  
 [135] Dak Prescott (2016)  
 [142] Carlos Watkins (2017-HOU)  
 [116] Dorance Armstrong (2018)  
 [137] Dalton Schultz (2018)  
 [128] Tony Pollard (2019)  
 [123] Reggie Robinson (2020)\*  
 [146] Tyler Biadasz (2020)  
 [115] Jabril Cox (2021)  
 [138] Josh Ball (2021)\*

### 5th Round (3)

[149] Damontae Kazee (2017-ATL)  
 [179] Bradlee Anae (2020)  
 [179] Simi Fehoko (2021)

### 6th Round (7)

[171] Greg Zuerlein (2012-STL)  
 [189] Anthony Brown (2016)  
 [209] Maurice Canady (2016-BAL)  
 [208] Cedrick Wilson (2018)  
 [213] Donovan Wilson (2019)  
 [192] Quinton Bohanna (2021)  
 [227] Israel Mukuamu (2021)

### 7th Round (3)

[244] Jayron Kearsa (2016-MIN)  
 [239] Noah Brown (2017)  
 [238] Matt Farniok (2021)

### Undrafted (18)

Jake McQuaide (2011-STL)  
 Ty Nsekhe (2012-IND)  
 C.J. Goodwin (2014-PIT)  
 La'el Collins (2015)-  
 Corey Clement (2017-PHI)  
 Blake Jarwin (2017)  
 Cooper Rush (2017)  
 Luke Gifford (2019)  
 Mitch Hyatt (2019)\*  
 Brandon Knight (2019)  
 Francis Bernard (2020)\*  
 Rico Dowdle (2020)\*  
 Azur Kamara (2020)  
 Sean McKeon (2020)\*  
 Hunter Niswander (2020)\*  
 Sewo Olonilua (2020)\*  
 Terence Steele (2020)  
 T.J. Vasher (2021)δ

**Key:** \* Reserve/Injured, Ω Reserve/Physically Unable to Perform, - Reserve/Suspended, δ Reserve/Non-Football Injury

## WHEN THEY GOT TO THE COWBOYS

### 2011 (1)

Tyron Smith, Round 1

### 2014 (2)

Zack Martin, Round 1  
 DeMarcus Lawrence, Round 2\*

### 2015 (2)

Randy Gregory, Round 2  
 La'el Collins, UDFA-

### 2016 (4)

Ezekiel Elliott, Round 1  
 Keanu Neal, Round 1  
 Dak Prescott, Round 4  
 Anthony Brown, Round 6

### 2017 (3)

Jourdan Lewis, Round 3  
 Noah Brown, Round 7  
 Blake Jarwin, FA

### 2018 (8)

Leighton Vander Esch, Round 1  
 Connor Williams, Round 2  
 Michael Gallup, Round 3\*  
 Dorance Armstrong, Round 4  
 Dalton Schultz, Round 4  
 Cedrick Wilson, Round 6  
 Amari Cooper, Trades (OAK)  
 C.J. Goodwin, Practice Squad (CIN)

### 2019 (7)

Trysten Hill, Round 2Ω  
 Connor McGovern, Round 3  
 Tony Pollard, Round 4  
 Donovan Wilson, Round 6  
 Luke Gifford, FA  
 Mitch Hyatt, UDFA\*  
 Brandon Knight, UDFA

### 2020 (16)

CeeDee Lamb, Round 1  
 Trevon Diggs, Round 2  
 Neville Gallimore, Round 3\*  
 Tyler Biadasz, Round 4  
 Reggie Robinson, Round 4\*  
 Bradlee Anae, Round 5  
 Francis Bernard, UDFA\*  
 Maurice Canady, FA (HOU)  
 Rico Dowdle, UDFA\*  
 Azur Kamara, UDFA  
 Sean McKeon, UDFA\*  
 Hunter Niswander, FA\*  
 Sewo Olonilua, UDFA\*  
 Cooper Rush, FA  
 Terence Steele, UDFA  
 Greg Zuerlein, FA (STL)

### 2021 (23)

Micah Parsons, Round 1  
 Kelvin Joseph, Round 2\*  
 Chauncey Golston, Round 3  
 Osa Odighizuwa, Round 3  
 Nahshon Wright, Round 3  
 Josh Ball, Round 4\*  
 Jabril Cox, Round 4  
 Simi Fehoko, Round 5  
 Quinton Bohanna, Round 6  
 Israel Mukuamu, Round 6  
 Matt Farniok, Round 7  
 Bryan Anger, FA  
 Tarell Basham, UFA (NYJ)  
 Corey Clement, FA  
 Will Grier, Waivers (CAR)  
 Malik Hooker, FA  
 Damontae Kazee, UFA (ATL)  
 Jayron Kearsa, FA  
 Jake McQuaide, UFA (STL)  
 Ty Nsekhe, UFA (BUF)  
 Brent Urban, UFA (CHI)  
 T.J. Vasher, UDFAδ  
 Carlos Watkins, UFA (HOU)

## 2021 TRANSACTIONS BY DATE

- Jan. 4..... Signed **Isaac Alarcon, Kemon Hall, Ladarius Hamilton, Marcus Henry, Cole Hikutini, Jon'Vea Johnson, Chris Lacy, Walter Palmore, Aaron Parker, Adam Redmond, Cooper Rush, Eric Smith, Saivion Smith** and **Williams Sweet** as Reserve/Futures.
- Jan. 8..... Fired **Mike Nolan** and **Jim Tomsula**.
- Jan 12..... Named **Dan Quinn** defensive coordinator.
- Jan. 21..... Named **Aden Durde** defensive line coach, **Harold Nash Jr.** strength and conditioning coordinator and **Joe Whitt Jr.** secondary/defensive pass game coordinator,
- Feb. 11..... Named **Cedric Smith** assistant strength and conditioning.
- March 9..... Signed **Ron'Dell Carter**.
- March 10... Signed **Dak Prescott**. Released **Jamize Olawale**.
- March 17... Released **Chris Jones**.
- March 18.. Signed **Noah Brown** and **Jourdan Lewis**.
- March 19.. Signed **C.J. Goodwin** and **Malik Turner**. Waived **Marcus Henry, Cole Hikutini, Jon'Vea Johnson** and **Chris Lacy**.
- March 22.. Signed **Tarell Basham, Jake McQuaide, Ty Nsekhe, Brent Urban** and **Carlos Watkins**.
- March 30.. Signed **Jayron Kears**.
- April 7..... Signed **Bryan Anger** and **Jeremy Sprinkle**.
- April 14..... Signed **Keanu Neal**.
- April 29..... Drafted **Micah Parsons**.
- April 30..... Drafted **Chauncey Golston, Kelvin Joseph, Osa Odighizuwa** and **Nahshon Wright**.
- May 1..... Drafted **Jabril Cox, Josh Ball, Simi Fehoko, Quinton Bohanna, Israel Mukuamu** and **Matt Farniok**.
- May 5..... Released **Adam Redmond** and **Antwaun Woods**. Waived **Kemon Hall, Ladarius Hamilton, Walter Palmore** and **Saivion Smith**.
- May 14..... Signed **Tyler Coyle, Brennan Eagles, Nick Eubanks, Austin Faoliu, JaQuan Hardy, Anthony Hines, Braylon Jones, Brenden Knox, Artayvious Lynn, Osirus Mitchell, Nick Ralston, Brandon Smith** and **T.J. Vasher**.
- May 18..... Waived **William Sweet**.
- May 24..... Signed **Johnnie Dixon**.
- June 11 .... Waived/Injured **Stephen Guidry**. Signed **Reggie Davis**.
- July 17 ..... Released **Rashard Robinson**.
- July 22 ..... Placed **Amari Cooper, Chaucey Golston, Trysten Hill, Mitch Hyatt, DeMarcus Lawrence** and **Greg Zuerlein** on Active/PUP. Placed **T.J. Vasher** on Active/NFI.
- July 25 ..... Signed **Kyron Brown**.
- July 27 ..... Placed **Mitch Hyatt** on Reserve/Injured. Signed **Malik Hooker**.
- Aug. 3 ..... **DeMarcus Lawrence** passed physical.
- Aug. 10 .... **Amari Cooper** passed physical.
- Aug. 17 .... Placed **Sewo Olonilua** and **Reggie Robinson** on Reserve/Injured. Waived/Injured **Anthony Hines**. Waived **Kyron Brown** and **Brennan Eagles**.
- Aug. 19 .... Waived **Hunter Niswander**. Signed **Lirim Hajrullahu**.
- Aug. 23 .... Placed **Malik Hooker, CeeDee Lamb, Israel Mukuamu** and **Carlos Watkins** on Reserve/COVID-19
- Aug. 24 .... Waived **Lirim Hajrullahu**.
- Aug. 25 .... Activated **Israel Mukuamu**. **Greg Zuerlein** passed physical. Placed **Rico Dowdle** on Reserve/Injured. Placed **Damontae Kazee** and **Connor Williams** on Reserve/COVID-19.
- Aug. 27 .... Activated **Malik Hooker**.
- Aug. 31 .... Released **Deante Burton, Garrett Gilbert, Justin Hamilton, Jake McQuaide, Eric Smith, Jeremy Sprinkle** and **Darian Thompson**. Waived **Isaac Alarcon, Ron'Dell Carter, Tyler Coyle, Reggie Davis, Ben DiNucci, Johnnie Dixon, Nick Eubanks, Austin Faoliu, Jaquan Hardy, Braylon Jones, Brenden Knox, Artayvious Lynn, Osirus Mitchell, Aaron Parker, Steven Parker, Nick Ralston** and **Brandon Smith**. Placed **Noah Brown** on Reserve/COVID-19. **Trysten Hill** reverted to Reserve/PUP. **T.J. Vasher** reverted to Reserve/NFI. **Chauncey Golston** passed physical.
- Sept. 1 ..... Released **Bryan Anger**. Signed **Isaac Alarcon, Kyron Brown, Tyler Coyle, Ben DiNucci, Austin Faoliu, Justin Hamilton, JaQuan Hardy, Braylon Jones, Osirus Mitchell, Nick Ralston, Brandon Smith, Breeland Speaks** and **Darian Thompson** to the practice squad.
- Sept. 2 ..... Placed **Josh Ball, Francis Bernard, Neville Gallimore, Kelvin Joseph, Sean McKeon** and **Malik Turner** on Reserve/Injured. Signed **Corey Clement** and **Jake McQuaide**. Activated **Damontae Kazee, CeeDee Lamb** and **Carlos Watkins**. Signed **Ian Bunting** to the practice squad.
- Sept. 5 ..... Signed **Bryan Anger**. Activated **Connor Williams** from Reserve/COVID-19. Placed **Brandon Knight** and **Zack Martin** on Reserve/COVID-19.
- Sept. 6 ..... Signed **Aviante Collins** to the practice squad.
- Sept. 8 ..... Activated **Noah Brown** from Reserve/COVID-19.
- Sept. 9 ..... Elevated **Jeremy Sprinkle** and **Darian Thompson** from the practice squad.
- Sept. 10 ... **La'el Collins** placed on Reserve/Suspended.
- Sept. 13 ... Activated **Brandon Knight** and **Zack Martin** from Reserve/COVID-19. Placed **Michael Gallup** on Reserve/Injured. Placed **Randy Gregory** on Reserve/COVID-19. Placed **Deante Burton** and **Darian Thompson** on Practice Squad/Injured.
- Sept. 14 ... Signed **Robert Foster** and **Lirim Hajrullahu** to the practice squad.
- Sept. 16 ... Placed **DeMarcus Lawrence** on Reserve/Injured.
- Sept. 17 ... Placed **Osirus Mitchell** on Practice Squad/Injured.
- Sept. 18 ... Activated **Jeremy Sprinkle** as a COVID-19 Replacement.
- Sept. 21 ... Released **Lirim Hajrullahu** from the practice squad. Signed **Damion Ratley** to the practice squad.
- Sept. 22 ... Placed **Keanu Neal** on Reserve/COVID-19. Signed **Holton Hill** to the practice squad.
- Sept. 23 ... Activated **Randy Gregory**.
- Sept. 24 ... Placed **Bradlee Anae** on Reserve/COVID-19.
- Sept. 27 ... Activated **Justin Hamilton** and **Jeremy Sprinkle** as COVID-19 replacements and elevated **Nick Ralston** from the practice squad.
- Sept. 30 .... **Malik Turner** designated for return.
- Oct. 5 ..... Released **Holton Hill** from the practice squad. Signed **Isaiah Johnson** to the practice squad.
- Oct. 6 ..... Released **Jaylon Smith**. Activated **Keanu Neal** and **Bradlee Anae** from Reserve/COVID.
- Oct. 9 ..... Elevated **Nick Ralston** and **Jeremy Sprinkle** from the practice squad.

## 2021 TRANSACTIONS BY PLAYER

### ALARCON, Isaac - T

1/4..... Signed as Reserve/Future  
 8/31..... Waived  
 9/1..... Signed to practice squad  
**ANAE, Bradlee - DE**  
 9/24..... Placed on Reserve/COVID-19  
 10/6..... Activated  
**ANGER, Bryan - P**  
 4/7..... Signed  
 9/1..... Released  
 9/5..... Signed  
**BALL, Josh - T**  
 5/1..... Drafted  
 9/2..... Placed on Reserve/Injured  
**BASHAM, Tarell - LB**  
 3/22..... Signed  
**BERNARD, Francis-LB**  
 9/2..... Placed on Reserve/Injured  
**BOHANNA, Quinton - DT**  
 5/1..... Drafted  
**BROWN, Kyron - CB**  
 7/25..... Signed  
 8/17..... Waived  
 9/1..... Signed to practice squad  
**BROWN, Noah - WR**  
 3/18..... Re-signed  
 8/31..... Placed on Reserve/COVID-19  
 9/5..... Activated  
**BUNTING, Ian - TE**  
 9/2..... Signed to practice squad  
**BURTON, Deante - CB**  
 8/31..... Released  
 9/1..... Signed to practice squad  
 9/13..... Placed on Practice Squad/Injured  
**CARTER, Ron'Dell - DE**  
 3/9..... Re-Signed  
 8/31..... Waived  
**CLEMENT, Corey - RB**  
 9/2..... Signed  
**COLLINS, Aviante - T**  
 9/6..... Signed to practice squad  
**COLLINS, La'el - T**  
 9/10..... Placed on Reserve/Suspended  
**COOPER, Amari - WR**  
 7/22..... Placed on Active/PUP  
 8/10..... Passed physical  
**COX, Jabril - LB**  
 5/1..... Drafted  
**COYLE, Tyler - S**  
 5/14..... Signed  
 8/31..... Waived  
 9/1..... Signed to practice squad  
**DAVIS, Reggie - WR**  
 6/11..... Signed  
 8/31..... Waived  
**DINUCCI, Ben - QB**  
 8/31..... Waived  
 9/1..... Signed to practice squad  
**DIXON, Johnnie - WR**  
 5/24..... Signed  
 8/31..... Waived  
**DOWDLE, Rico - RB**  
 8/28..... Placed on Reserve/Injured  
**DURDE, Aden**  
 1/21..... Named defensive line coach  
**EAGLES, Brennan - WR**  
 5/14..... Signed  
 8/17..... Waived  
**EUBANKS, Nick - TE**  
 5/14..... Signed  
 8/31..... Waived  
**FARNIOK, Matt - G**  
 5/1..... Drafted  
**FAOLIU, Austin - DT**  
 5/14..... Signed  
 8/31..... Waived  
 9/1..... Signed to practice squad  
**FEHOKO, Simi - WR**  
 5/1..... Drafted  
**FOSTER, Robert - WR**  
 9/14..... Signed to practice squad  
**GALLIMORE, Neville - DT**  
 9/2..... Placed on Reserve/Injured  
**GALLUP, Michael - WR**  
 9/13..... Placed on Reserve/Injured  
**GILBERT, Garrett - QB**  
 8/31..... Released

### GOLSTON, Chauncey - DE

4/30..... Drafted in the third round  
 7/22..... Placed on Active/PUP  
 8/31..... Passed physical  
**GOODWIN, C.J. - CB**  
 3/19..... Re-signed  
**GREGORY, Randy - DE**  
 9/13..... Placed on Reserve/COVID-19  
 9/23..... Activated  
**GUIDRY, Stephen - WR**  
 6/11..... Waived/Injured  
**HAJRULLAHU, Lirim - K**  
 8/19..... Signed  
 8/24..... Waived  
 9/14..... Signed to practice squad  
 9/21..... Released  
**HALL, Kemon - CB**  
 1/4..... Signed as Reserve/Future  
 5/5..... Waived  
**HAMILTON, Justin - DT**  
 8/31..... Released  
 9/1..... Signed to practice squad  
**HAMILTON, Ladarius - LB**  
 1/4..... Signed as Reserve/Future  
 5/5..... Waived  
 9/27..... Elevated as a COVID-19 replacement  
**HARDY, JaQuan - RB**  
 5/14..... Signed  
 8/31..... Waived  
 9/1..... Signed to practice squad  
**HENRY, Marcus - C**  
 1/4..... Signed as Reserve/Future  
 3/19..... Waived  
**HIKUTINI, Cole - TE**  
 1/4..... Signed as Reserve/Future  
 3/19..... Waived  
**HILL, Holton - DB**  
 9/22..... Signed to practice squad  
 10/5..... Released  
**HILL, Trysten - DT**  
 7/22..... Placed on Active/PUP  
 8/31..... Reserve/PUP  
**HINES, Anthony - LB**  
 5/14..... Signed  
 8/17..... Waived/Injured  
**HOOKER, Malik - S**  
 7/27..... Signed  
 8/24..... Placed on Reserve/COVID-19  
 8/27..... Activated  
**HYATT, Mitch - T**  
 7/22..... Placed on Active/PUP  
 7/27..... Placed on Reserve/Injured  
**JOHNSON, Isaiah - CB**  
 10/5..... Signed to practice squad  
**JOHNSON, Jon'Vea - WR**  
 1/4..... Signed as Reserve/Future  
 3/19..... Waived  
**JONES, Braylon - C**  
 5/14..... Signed  
 8/31..... Waived  
 9/1..... Signed to practice squad  
**JONES, Chris - P**  
 3/17..... Released  
**JOSEPH, Kelvin - CB**  
 4/30..... Drafted in the second round  
 9/2..... Placed on Reserve/Injured  
**KAZEE, Damontae - S**  
 8/25..... Placed on Reserve/COVID-19  
 9/2..... Activated  
**KEARSE, Jayron - S**  
 3/30..... Signed  
**KNIGHT, Brandon - T**  
 9/5..... Placed on Reserve/COVID-19  
 9/13..... Activated  
**KNOX, Brenden - RB**  
 5/14..... Signed  
 8/31..... Waived  
**LACY, Chris - WR**  
 1/4..... Signed as Reserve/Future  
 3/19..... Waived  
**LAMB, CeeDee - WR**  
 8/24..... Placed on Reserve/COVID-19  
 9/2..... Activated  
**LAWRENCE, DeMarcus - DE**  
 7/22..... Placed on Active/PUP  
 8/3..... Passed physical  
 9/16..... Placed on Reserve/Injured

### LEWIS, Jourdan - CB

3/18..... Re-signed  
**MARTIN, Zack - G**  
 9/5..... Placed on Reserve/COVID-19  
 9/13..... Activated  
**LYNN, Artavious - TE**  
 5/14..... Signed  
 8/31..... Waived  
**McKEON, Sean - TE**  
 9/2..... Placed on Reserve/Injured  
**McQUAIDE, Jake - LS**  
 3/22..... Signed  
 8/31..... Released  
 9/2..... Signed  
**MITCHELL, Osirus - WR**  
 5/14..... Signed  
 8/31..... Waived  
 9/1..... Signed to practice squad  
 9/17..... Placed on Practice Squad/Injured  
**MUKUAMU, Israel - S**  
 5/1..... Drafted  
 8/24..... Placed on Reserve/COVID-19  
 8/25..... Activated  
**NEAL, Keanu - S**  
 4/14..... Signed  
 9/22..... Placed on Reserve/COVID-19  
 10/6..... Activated  
**NISWANDER, Hunter - P**  
 8/19..... Waived/Injured  
**NOLAN, Mike - Defensive Coordinator**  
 1/8..... Fired  
**NSEKHE, Ty - T**  
 3/22..... Signed  
**ODIGHIZUWA, Osa - DT**  
 4/30..... Drafted in the third round  
**OLAWALE, Jamize - FB**  
 3/10..... Released  
**PALMORE, Walter - DT**  
 1/4..... Signed as Reserve/Future  
 5/5..... Waived  
**PARKER, Aaron - WR**  
 1/4..... Signed as Reserve/Future  
 8/31..... Waived  
**PARKER, Steven - S**  
 8/31..... Waived  
**PARSONS, Micah - LB**  
 4/29..... Drafted in the first round  
**PRESCOTT, Dak - QB**  
 3/10..... Re-Signed  
**QUINN, Dan -**  
 1/12..... Named defensive coordinator  
**RALSTON, Nick - FB**  
 5/14..... Signed  
 8/31..... Waived  
 9/1..... Signed to practice squad  
 9/27..... Standard elevation  
 10/9..... Standard elevation  
**RATLEY, Damion - WR**  
 9/21..... Signed to practice squad  
**REDMOND, Adam - C**  
 1/4..... Signed as Reserve/Future  
 5/5..... Released  
**ROBINSON, Rashard - CB**  
 7/17..... Released  
**RUSH, Cooper - QB**  
 1/4..... Signed as Reserve/Future  
**SMITH, Brandon - WR**  
 5/14..... Signed  
 8/31..... Waived  
 9/1..... Signed to practice squad  
**SMITH, Cedric**  
 2/11..... Named asst. strength and condition.  
**SMITH, Eric - T**  
 1/4..... Signed as Reserve/Future  
 8/31..... Released  
**SMITH, Jaylon - LB**  
 10/6..... Released  
**SMITH, Saivion - CB**  
 1/4..... Signed as Reserve/Future  
 5/5..... Waived  
**SPRINKLE, Jeremy - TE**  
 4/7..... Signed  
 8/31..... Released  
 9/9..... Standard elevation  
 9/18..... Elevated as a COVID-19 replacement  
 9/27..... Elevated as a COVID-19 replacement  
 10/9..... Standard elevation

## 2021 TRANSACTIONS BY PLAYER, cont.

### **SPEAKS, Breeland - DE**

9/1..... Signed to practice squad

### **SWEET, William - T**

1/4..... Signed as Reserve/Future

5/18..... Waived

### **THOMPSON, Darian - S**

8/31..... Released

9/1..... Signed to practice squad

9/9..... Standard elevation

9/13..... Placed on Practice Squad/Injured

### **TOMSULA, Jim - DL Coach**

1/8..... Fired

### **TURNER, Malik - WR**

3/19..... Re-signed

9/2..... Placed on Reserve/Injured

9/30..... Designated for Return

### **URBAN, Brent - DT**

3/22..... Signed

### **VASHER, T.J. - WR**

5/14..... Signed

7/22..... Placed on Active/NFI

8/31..... Reserve/NFI

### **WATKINS, Carlos - DE**

3/22..... Signed

8/24..... Placed on Reserve/COVID-19

9/2..... Activated

### **WHITT Jr., Joe**

1/21..... Named secondary/def. pass coord.

### **WILLIAMS, Connor - G**

8/25..... Placed on Reserve/COVID-19

9/5..... Activated

### **WOODS, Antwaun - DT**

5/5..... Released

### **WRIGHT, Nahshon - CB**

4/30..... Drafted in the third round

### **ZUERLEIN, Greg - K**

7/22..... Placed on Active/PUP

8/25..... Passed physical



**NON-MEDIA GUIDE BIOS**





ONE COWBOYS WAY ★ FRISCO, TEXAS 75034 ★ P:972.497.4959 ★ WWW.DALLASCOWBOYS.COM

## 2021 NON-MEDIA GUIDE BIOS

**COREY CLEMENT** (CLEM-ent)  
**32 • Running Back**  
 5-10 • 220 • 11/2/94  
 Wisconsin • FA-21  
 NFL: 5th Year • Cowboys: 1st year  
 Games/Starts: 2020-15/0-Phi; Career-46/0  
 Postseason: 2020-0/0; Career-3/0



**PRO:** The Dallas Cowboys signed fifth-year running back Corey Clement prior to Week 1 to fill an important special teams void and provide depth to the running back room after Rico Dowdle (hip) landed on Reserve/Injured. Clement, who spent his first four seasons in Philadelphia, arrives in Dallas after spending 2021 training camp with the N.Y. Giants. Clement played in 46 regular season games for the Eagles, contributing mostly on special teams. His 742 special teams snaps were near the top of the team, and he has experience returning punts and kicks in Philadelphia. Clement was an undrafted free agent in 2017 and had an outstanding performance in Philadelphia's Super Bowl LII win against New England, catching four passes for 100 yards and a touchdown. Going into 2021, Clement will serve as a much-needed role player in the Cowboys backfield.

### TRANSACTION SUMMARY:

- 9/2/21:** Signed with Dallas as a free agent.
- 5/16/21:** Signed with the N.Y. Giants as a free agent and waived (8/31).
- 4/29/20:** Signed a one-year contract with Philadelphia.
- 10/11/19:** Placed on Reserve/Injured with a shoulder injury.
- 12/11/18:** Placed on Reserve/Injured with a knee injury.
- 5/11/17:** Signed with Philadelphia as a rookie free agent.

### 2020 (Philadelphia):

- Played in 15 games for the Eagles, mainly on special teams, earning 21 carries for 75 yards and five receptions for 25 yards on offense.
- Scored his only rushing touchdown of the season on a five-yard scamper at the N.Y. Giants (11/15).
- Finished with season-highs of five carries and 24 yards against Dallas (11/1).

### 2019 (Philadelphia):

- Played the season's first four games before a shoulder injury on Oct. 11 landed him on the Reserve/Injured list for the rest of the season.
- Did not tally a carry nor reception in his four appearances.

### 2018 (Philadelphia):

- In 11 games, finished with career-best totals of 22 receptions for 192 yards and ran for 259 yards and two touchdowns on 68 carries.
- Started to showcase his special teams ability in the NFL, leading the Eagles in total kickoff return yards (333) and return average (25.6 yards).
- Caught a career-high five passes for 55 yards and scored a 15-yard rushing touchdown at Tampa Bay (9/16).
- Posted career-high totals of 16 carries for 56 yards against Indianapolis (9/23).
- Suffered a knee injury at Dallas (12/9) and was placed on Reserve/Injured for the remainder of the season.

### 2017 (Philadelphia):

- As a rookie, played in 16 regular season games, and three postseason contests, in his most productive NFL season.
- Finished the season with 74 carries, 321 yards and four touchdowns to go along with 10 receptions and two receiving touchdowns.
- Showcased a career performance during the Eagles Super Bowl LII win over New England. He posted a career-high 100 receiving yards, including a 22-yard touchdown catch, to become the fourth rookie in NFL history with 100-plus receiving yards in the Super Bowl.
- Fielded the snap on one of the most memorable trick plays in Super Bowl history, the "Philly Special," when Nick Foles caught a touchdown pass from wide receiver Trey Burton in the fourth quarter of Super Bowl LII.
- His six touchdowns in the regular season tied for the fourth-most by an Eagles rookie running back.
- Tallied a career-best three touchdowns – two rushing, one receiving – in the 51-23 win against Denver (11/5).

### COLLEGE:

- A four-year letterwinner who was a member of the all-time winningest senior class in Wisconsin history (team went 41-13 from 2013-16).
- In 43 career appearances, with 15 starts, ran for 3,092 yards and 36 touchdowns on 575 carries, while adding 29 catches for 279 yards and two touchdowns.
- As a senior, earned first-team All-Big Ten honors after posting career-highs in carries (314), rushing yards (1,375) and touchdowns (15) in 13 games. Finished his senior season with eight 100-yard rushing games.
- Played in just four games as a junior after suffering a mid-season injury. Logged 48 carries for 221 yards and five touchdowns in 2015, including a season-best 115 rushing yards and three touchdowns on 11 carries against Rutgers.
- In 2014 as a sophomore, carried the ball 147 times for 949 yards (6.5 avg) and nine touchdowns. Combined with Melvin Gordon to set the single-season FBS record for rushing yards by teammates (3,536).
- Played in 12 games as a freshman, rushing for 547 yards on 67 carries (8.2 avg) with seven touchdowns.

**PERSONAL:**

- Rated a four-star recruit out of Glassboro, N.J., High School, where he finished his career with 6,245 rushing yards, 34 rushing scores and 90 total touchdowns.
- As a two-way player his senior year, earned first-team all-state honors after rushing for 2,323 yards and 33 touchdowns while also collecting 47 tackles and 8.0 sacks.
- Set the New Jersey state single-game record with 479 rushing yards against Gloucester City.
- Graduated in 2017 with his bachelor's degree in life sciences communication from Wisconsin.

**CLEMENT'S NFL TOTALS**

Year Team	GP-GS	RUSHING					RECEIVING					
		No	Yds	Avg	Long	TD	No	Yds	Avg	Long	TD	
2017 Philadelphia	16-0	74	321	4.3	28	4	10	123	12.3	28	2	
2018 Philadelphia	11-0	68	259	3.8	32	2	22	192	8.7	23	0	
2019 Philadelphia	4-0	0	0	0.0	0	0	0	0	0.0	0	0	
2020 Philadelphia	15-0	21	75	3.6	7	1	5	25	5.0	12	0	
<b>Totals</b>	<b>46-0</b>	<b>163</b>	<b>655</b>	<b>4.0</b>	<b>32</b>	<b>7</b>	<b>37</b>	<b>340</b>	<b>9.2</b>	<b>28</b>	<b>2</b>	
<b>Playoffs</b>												
2017 Philadelphia	3-0	6	33	5.5	14	0	10	139	13.9	55	1	
Year Team		KICKOFF RETURNS					PUNT RETURNS					
		No	Yds	Avg	Long	TD	No	Yds	Avg	FC	Long	TD
2017 Philadelphia		2	49	24.5	35	0	0	0	0.0	0	0	0
2018 Philadelphia		13	333	25.6	48	0	6	17	2.8	2	10	0
2019 Philadelphia		3	73	24.3	26	0	1	0	0.0	0	0	0
2020 Philadelphia		1	22	22.0	22	0	2	0	0.0	0	0	0
<b>Totals</b>		<b>19</b>	<b>477</b>	<b>25.1</b>	<b>48</b>	<b>0</b>	<b>0</b>	<b>17</b>	<b>2.4</b>	<b>2</b>	<b>10</b>	<b>0</b>

**ADDITIONAL STATISTICS**

**Special Teams Tackles** – 2017 (4-2-6) 2018 (2-1-3), 2019 (1-0-1), 2020 (4-1-5). **Totals: (11-4-15).**

**SINGLE-GAME HIGHS**

**Carries** – 16 vs. Indianapolis, 9/23/18  
**Rushing Yards** – 56 vs. Indianapolis, 9/23/18  
**Long Run** – 32 vs. N.Y. Giants, 11/25/18  
**Receptions** – 5 at Tampa Bay, 9/16/18  
**Receiving Yards** – 55 at Tampa Bay, 9/16/18  
**Kickoff Returns** – 4 at New Orleans, 11/18/18  
**Kickoff Return Yards** – 114 at New Orleans, 11/18/18  
**Long Kickoff Return** – 48 at New Orleans, 11/18/18

**WILL GRIER**

**3 • Quarterback**

6-1 • 220 • 4/3/95  
 West Virginia • W(Car)-21  
 NFL: 3rd year • Cowboys: 1st year  
 Games/Starts: 2020-0/0; Career-2/2  
 Postseason: 2020-0/0; Career-0/0

**PRO:** The Dallas Cowboys added more competition for the backup quarterback spot when they claimed Will Grier off waivers following training camp. Grier, a former Heisman Trophy Finalist at West Virginia, comes to Dallas after spending his first two NFL seasons with the Carolina Panthers. Grier started two games in his rookie season before not seeing any action in 2020. As a former college standout who spent the 2015 season at Florida with current Cowboys Quarterbacks Coach Doug Nussmeier, Grier looks to compete for the lead backup to Prescott.

**TRANSACTION SUMMARY:**

- 9/1/21:** Claimed off waivers by Dallas.
- 8/31/21:** Waived by Carolina.
- 5/9/19:** Drafted in the third round (100th overall) by Carolina.

**2020 (Carolina):**

- Did not appear in any games and was inactive for nine of the final eleven contests.

**2019 (Carolina):**

- Played and started in the final two games, completing 28-of-52 passes for 228 yards and four interceptions.
- Made his NFL debut at Indianapolis, completing 27-of-44 passes for 224 yards and three interceptions.

**COLLEGE:**

- Three-year starter at West Virginia where he was a Heisman Trophy Finalist and fourth-team All-American in 2018.
- As a senior, led the NCAA in passing yards-per-game (305.6) and ranked fifth in the nation in career pass efficiency (165.1). He also ranked second in the country in touchdown passes (37) and third in passing yards (3,864), along with a career-best 67.0% completion rate.
- Named Maxwell Award Finalist, Johnny Unitas Golden Arm Award Top 5 Finalist and Manning Award Finalist for his efforts in 2018.
- In 2017 started the first eleven games before a hand injury ended his season. Despite the injury, finished with All-Big 12 second-team honors after throwing for 3,490 yards and 34 touchdowns.
- Sat out the 2016 season due to NCAA transfer requirements.
- Played in six games as a true freshman at Florida under the watch of then Gators Offensive Coordinator Doug Nussmeier. In his six appearances during 2015, completed 65.9% of his passes for 1,204 yards, 10 touchdowns and just three interceptions.

Will Grier, cont.

**PERSONAL:**

- Played quarterback under his father, Chad Grier, at Davidson Day School in Davidson, N.C., Day School.
- Threw for 4,989 yards as a senior and led the nation with 77 touchdowns, along with 1,251 rushing yards and 13 scores on the ground.
- Named the 2013 Parade National Player of the Year, Maxwell Player of the Year and Tom Lemming Offensive Player of the Year.
- Named Mr. Football USA as the nation's top high school player and was a first-team All-American, according to both MaxPreps and 247 Sports.
- Named the Gatorade North Carolina Player of the Year as a junior and senior.
- Earned an invite to the 2014 U.S. Army All-American Bowl, where his 51-yard pass resulted in the longest play of the game.
- Graduated with his bachelor's degree in multidisciplinary studies from West Virginia.

**GRIER'S NFL TOTALS**

Year Team	GP-GS	PASSING											
		Att	Cmp	Pct	Yds	Yds/Att	TD	TD%	Int	Int%	Long	Sacks	Rating
2019 Carolina.....	2-2	52	28	53.8	228	4.4	0	0.0	4	7.7	28	6/44	33.2
2020 Carolina.....	0-0	0	0	0	0	0	0	0.0	0	0.0	0	0/0	0
<b>Totals .....</b>	<b>2-2</b>	<b>52</b>	<b>28</b>	<b>53.8</b>	<b>228</b>	<b>4.4</b>	<b>0</b>	<b>0.0</b>	<b>4</b>	<b>7.7</b>	<b>28</b>	<b>6/44</b>	<b>33.2</b>

Year Team	RUSHING				
	No	Yds	Avg	Long	TD
2019 Carolina.....	7	22	3.1	11	0
2020 Carolina.....	0	0	0.0	0	0
<b>Totals .....</b>	<b>7</b>	<b>22</b>	<b>3.1</b>	<b>11</b>	<b>0</b>

**MALIK HOOKER**

**28 • Safety**

6-1 • 214 • 4/2/96  
Ohio State • FA-'21  
NFL: 5th year • Cowboys: 1st year  
Games/Starts: 2020-2/2-Ind; Career-36/35  
Postseason: 2020-0/0; Career-1/1



**PRO:** The Dallas Cowboys improved their secondary when they signed Malik Hooker the first week of training camp. Hooker, the former 15th overall pick from the 2017 NFL Draft, arrives in Dallas after spending the first four years of his career with the Indianapolis Colts. The fifth-year safety has displayed his ability to perform at a high level and could be the player Dallas has coveted from the safety position. His four seasons have not come without struggle, as he missed 14 games in 2020 with a torn Achilles and more than half of his rookie season with a torn ACL and MCL. Despite being sidelined two times, Hooker has 35 starts in 36 games played and has picked off seven passes, recovered a pair of fumbles, made 123 tackles and broke up 11 passes.

**TRANSACTION SUMMARY:**

- 7/27/21:** Signed a one-year contract with Dallas through 2021.
- 9/22/20:** Placed on Reserve/Injured with an Achilles injury.
- 10/24/17:** Placed on Reserve/Injured with a knee injury.
- 4/27/17:** Drafted in the first round (15th overall) by Indianapolis.

**2020 (Indianapolis):**

- Was limited to starts in just two games played before tearing his Achilles in the game against Minnesota (9/20) and missing the remainder of the season.
- Opened the year at Jacksonville with five tackles, then added two against the Vikings before the injury.

**2019 (Indianapolis):**

- Started 13-of-13 games played, missing three with a knee injury and finished the year with 51 tackles, one for a loss, two interceptions, three breakups and a fumble recovery.
- Had five tackles and an interception in the opener at the LA Chargers (9/8).
- Missed three games (Games 4-6) with a knee injury, but returned to log consecutive five-tackle games against Denver (10/27) and at Pittsburgh (11/3), adding his first career tackle for loss in the Steelers game.
- Recovered a fumble against Tennessee (12/1) and had a season-best 10 stops along with his second interception of the season at Tampa Bay (12/8).

**2018 (Indianapolis):**

- After rehabbing a knee injury suffered as a rookie, returned to start all 14 games he played, missing two with a hip injury.
- Tallied 44 tackles, two interceptions, four breakups and a fumble recovery on the year.
- Notched a career-best 12 tackles at New England (10/4), then picked off his first pass of the season the next game at the N.Y. Jets (10/14).
- After missing the game at Oakland (10/28) with a hip injury, recovered his first career fumble in the game against Jacksonville (11/11) before missing the Tennessee (11/18) game with the hip.
- Added his second interception of the year against the N.Y. Giants (12/23).

**2017 (Indianapolis):**

- After being selected 15th overall in the NFL Draft, started six of the seven games he played before landing on Reserve/Injured with a knee injury.
- Posted 21 tackles, four breakups and three interceptions.
- Made his NFL debut at the LA Rams (9/10) and had three tackles with one stop on special teams.
- Picked off a pass in three consecutive games - against Arizona (9/17), Cleveland (9/24) and at Seattle (10/1).
- Logged a season-high five tackles against San Francisco (10/8), then played in the next two games, suffering a knee injury against Jacksonville (10/22).

**COLLEGE:**

- Started 13 of the 26 games he played as a safety at Ohio State, helping lead the Buckeyes to a 2015 Fiesta Bowl win and an appearance in the 2016 College Football Playoff.
- Ended his collegiate career with 84 tackles, 5.5 for loss, a half sack, seven interceptions - three returned for touchdowns - and 11 breakups.
- Led the nation with three interceptions returned for touchdowns as a sophomore in 2016, ranked second with 181 interception return yards and third with seven interceptions. Named first-team All-America and was a Thorpe Award semifinalist, starting all 13 games, adding 74 tackles, 5.5 for loss and half a sack.
- Played in all 13 games, including the Fiesta Bowl in 2015 as a redshirt freshman.
- Redshirted as a true freshman in 2014.

**PERSONAL:**

- Played two seasons of football as a wide receiver and cornerback at New Castle, Pa., High School, helping his squad to the state playoffs as a senior in 2013.
- Was a Division I basketball recruit after winning consecutive league championships as a sophomore and junior.

**HOOKER'S NFL TOTALS**

Year Team	GP-GS	DEFENSE							INTERCEPTIONS					FUMBLES REC						
		ST	AT	TT	Sks-Yds	Tkl/Ls	QB Prs	PBU	FF	No	Yds	Avg	Lg	TD	No	Yds	Avg	Lg	TD	
2017 Indianapolis	7-6	15	6-	21	0.0(0)	0(0)	0	4	0	3	73	24.3	32	0	0	0	0.0	0	0	
2018 Indianapolis	14-14	30	14-	44	0.0(0)	0(0)	0	4	0	2	34	17.0	27	0	1	0	0.0	0	0	
2019 Indianapolis	13-13	30	21-	51	0.0(0)	1(-3)	0	3	0	2	39	19.5	26	0	1	3	3.0	3	0	
2020 Indianapolis	2-2	5	2-	7	0.0(0)	0(0)	0	0	0	0	0	0.0	0	0	0	0	0.0	0	0	
<b>Totals</b>	<b>36-35</b>	<b>80</b>	<b>43-</b>	<b>123</b>	<b>0.0(0)</b>	<b>1(-3)</b>	<b>0</b>	<b>11</b>	<b>0</b>	<b>7</b>	<b>146</b>	<b>20.9</b>	<b>32</b>	<b>0</b>	<b>2</b>	<b>3</b>	<b>1.5</b>	<b>3</b>	<b>0</b>	
<b>Playoffs</b>																				
2018 Indianapolis	1-1	1	1-	2	0.0(0)	0(0)	0	0	0	0	0	0.0	0	0	0	0	0.0	0	0	

**ADDITIONAL STATISTICS**  
Special Teams Tackles – 2017 (1-0-1).

**SINGLE-GAME HIGHS**  
Total Tackles – 12 at New England, 10/4/18

**HOOKER'S CAREER GAME-BY-GAME DEFENSE**

**2017 (Indianapolis)**

Game	ST	AT	TT	INTs				
				Tkl/Ls	PBU	No/Yds	Lg	TD
L-@ LAR 9/10	2	1-	3					
L-Ari 9/17	1	1-	2			1/32	32	0
W-Cle 9/24	2	1-	3			1/12	12	0
L-@ Sea 10/1	1	2-	3			1/29	29	0
W-SF 10/8	4	1-	5					
L-@ Ten 10/16	3	0-	3		1			
L-Jac 10/22	2	0-	2					
L-@ Cin 10/29				RESERVE/INJURED-Knee				
W-@ Hou 11/5				RESERVE/INJURED-Knee				
L-Pit 11/12				RESERVE/INJURED-Knee				
L-Ten 11/26				RESERVE/INJURED-Knee				
L-@ Jac 12/3				RESERVE/INJURED-Knee				
L-@ Buf 12/10				RESERVE/INJURED-Knee				
L-Den 12/14				RESERVE/INJURED-Knee				
L-@ Bal 12/23				RESERVE/INJURED-Knee				
W-Hou 12/31				RESERVE/INJURED-Knee				
<b>Totals</b>	<b>15</b>	<b>6-</b>	<b>21</b>	<b>4</b>	<b>3/73</b>	<b>32</b>	<b>0</b>	<b>0</b>

**2018 (Indianapolis)**

Game	ST	AT	TT	INTs				
				Tkl/Ls	PBU	No/Yds	Lg	TD
L-Cin 9/9	4	0-	4					
W-@ Was 9/16	1	0-	1					
L-@ Phi 9/23	6	0-	6		1			
L-Hou 9/30	2	0-	2					
L-@ NE 10/4	4	8-	12					
L-@ NYJ 10/14	1	0-	1			1/27	27	0
W-Buf 10/21	0	1-	1					
W-@ Oak 10/28				INACTIVE/INJURED-Hip				
W-Jac 11/11	4	0-	4					
W-Ten 11/18				INACTIVE/INJURED-Hip				
W-Mia 11/25	1	1-	2					
L-@ Jac 12/2								
W-@ Hou 12/9	1	0-	1					
W-Dal 12/16	0	1-	1					
W-NYG 12/23	4	2-	6			1/7	7	0
W-@ Ten 12/30	2	1-	3		1			
<b>Totals</b>	<b>30</b>	<b>14-</b>	<b>44</b>	<b>4</b>	<b>2/34</b>	<b>27</b>	<b>0</b>	<b>0</b>
<b>Playoffs</b>								
W-@ Hou 1/5/19	1	1-	2					
L-@ KC 1/12/19				INACTIVE/INJURED-Hip				
<b>Totals</b>	<b>1</b>	<b>1-</b>	<b>2</b>					

**2019 (Indianapolis)**

Game	ST	AT	TT	INTs				
				Tkl/Ls	PBU	No/Yds	Lg	TD
L-@ LAC 9/8	4	1-	5			1/26	26	0
W-@ Ten 9/15	3	0-	3					
W-Atl 9/22	1	1-	2					
L-Oak 9/29				INACTIVE/INJURED-Knee				
W-@ KC 10/6				INACTIVE/INJURED-Knee				
W-Hou 10/20				INACTIVE/INJURED-Knee				
W-Den 10/27	3	2-	5					
L-@ Pit 11/3	3	2-	5		1(-3)			
L-Mia 11/10	1	2-	3					
W-Jac 11/17	0	3-	3			1		
L-@ Hou 11/21	2	5-	7					
L-Ten 12/1	1	3-	4					
L-@ TB 12/8	9	1-	10			1/13	13	0
L-@ NO 12/16	1	1-	2					
W-Car 12/22	2	0-	2					
L-@ Jac 12/29								
<b>Totals</b>	<b>30</b>	<b>21-</b>	<b>51</b>	<b>1(-3)</b>	<b>3</b>	<b>2/39</b>	<b>13</b>	<b>0</b>

**2020 (Indianapolis)**

Game	ST	AT	TT	INTs				
				Tkl/Ls	PBU	No/Yds	Lg	TD
L-@ Jac 9/13	3	2-	5					
W-Min 9/20	2	0-	2					
W-NYJ 9/27				RESERVE/INJURED-Achilles				
W-@ Chi 10/4				RESERVE/INJURED-Achilles				
L-@ Cle 10/11				RESERVE/INJURED-Achilles				
W-Cin 10/18				RESERVE/INJURED-Achilles				
W-@ Det 11/1				RESERVE/INJURED-Achilles				
L-Bal 11/8				RESERVE/INJURED-Achilles				
W-@ Ten 11/12				RESERVE/INJURED-Achilles				
W-GB 11/22				RESERVE/INJURED-Achilles				
L-Ten 11/29				RESERVE/INJURED-Achilles				
W-@ Hou 12/6				RESERVE/INJURED-Achilles				
W-@ LV 12/13				RESERVE/INJURED-Achilles				
W-Hou 12/20				RESERVE/INJURED-Achilles				
L-@ Pit 12/27				RESERVE/INJURED-Achilles				
W-Jac 1/3/21				RESERVE/INJURED-Achilles				
<b>Totals</b>	<b>5</b>	<b>2-</b>	<b>7</b>					
<b>Playoffs</b>								
L-@ Buf 1/9/21				RESERVE/INJURED-Achilles				