

2020



NEW ENGLAND PATRIOTS GAME RELEASE



NEW ENGLAND PATRIOTS AT BUFFALO BILLS
REGULAR SEASON WEEK 8



NEW ENGLAND PATRIOTS

GAME RELEASE

REGULAR SEASON WEEK 8

NEW ENGLAND PATRIOTS AT BUFFALO BILLS



TABLE OF CONTENTS

TEAM INFORMATION

Game Summary	3
Broadcast Information.....	3
Media Schedule	3
2020 Patriots Schedule.....	3
2020 AFC East Standings.....	3
2020 Regular-Season Statistics	4
2020 Player Participation	6
2020 Game-By-Game Starters & Inactives	7
Rosters & Depth Chart.....	8
Matchup Notes	15
What to Look for This Week	18
Week 7 Recap.....	20
Projected Contributors	21

INDIVIDUAL AND TEAM NOTES

Robert Kraft	24
2020 Points of Interest.....	27
Patriots Team Notes	28
Home Dominance	33
Inside the Numbers	34
Bill Belichick	35
Patriots Offensive Notes	39
Patriots Defensive Notes.....	47
Patriots Playoff Notes.....	50
Patriots Reference Notes	54
Patriots Football Network	56



NEW ENGLAND PATRIOTS

GAME RELEASE

REGULAR SEASON WEEK 8

NEW ENGLAND PATRIOTS AT BUFFALO BILLS



MEDIA SCHEDULE

ALL TIMES ARE APPROXIMATE

WEDNESDAY, OCTOBER 28

- 8:30 a.m. Patriots head coach Bill Belichick video conference
- 12:35 p.m. Pre-approved Tier 3OA media access at practice
- 4:30 p.m. Patriots player availability via video conference

THURSDAY, OCTOBER 29

- 12:35 p.m. Pre-approved Tier 3OA media access at practice
- 4:30 p.m. Patriots player availability via video conference

FRIDAY, OCTOBER 30

- 8:30 a.m. Patriots head coach Bill Belichick video conference
- 11:50 a.m. Pre-approved Tier 3OA media access at practice
- 1:30 p.m. Patriots player availability via video conference

SATURDAY, OCTOBER 31

No Media Availability - Team Travel to Buffalo

SUNDAY, NOVEMBER 1

- 1:00 p.m. Patriots at Buffalo Bills

2020 PATRIOTS SCHEDULE

REGULAR SEASON (2-4)

Sun., Sept. 13		Miami	21-11	W
Sun., Sept. 20	at	Seattle	30-35	L
Sun., Sept. 27		Las Vegas	36-20	W
Mon., Oct. 5	at	Kansas City	10-26	L
Sun., Oct. 11		Bye Week		
Sun., Oct. 18		Denver	12-18	L
Sun., Oct. 25		San Francisco	6-33	L
Sun., Nov. 1	at	Buffalo	1:00 p.m.	CBS
Mon., Nov. 9	at	N.Y. Jets	8:15 p.m.	ESPN
Sun., Nov. 15		Baltimore	8:20 p.m.	NBC*
Sun., Nov. 22	at	Houston	1:00 p.m.	CBS*
Sun., Nov. 29		Arizona	1:00 p.m.	FOX*
Sun., Dec. 6	at	L.A. Chargers	4:25 p.m.	CBS*
Thurs., Dec. 10	at	L.A. Rams	8:20 p.m.	FOX/NFLN
Sun., Dec. 20	at	Miami	1:00 p.m.	CBS*
Mon., Dec. 28		Buffalo	8:15 p.m.	ESPN
Sun., Jan. 3		N.Y. Jets	1:00 p.m.	CBS*

*Game time and network subject to change

2020 AFC EAST FINAL STANDINGS

TEAM	W	L	T	PCT.	PF	PA
Buffalo Bills	5	2	0	.714	174	178
Miami Dolphins	3	3	0	.500	160	113
NEW ENGLAND	2	4	0	.333	115	143
New York Jets	0	7	0	.000	85	203

GAME SUMMARY

NEW ENGLAND PATRIOTS (2-4) AT BUFFALO BILLS (5-2)

Sunday, November 1, 2020 • Bills Stadium • 1:00 p.m. ET

The New England Patriots will attempt to end a three-game losing streak this week, their first since the 2002 season, when they travel to Buffalo to face the AFC East-leading Bills. The matchup will be the first of two straight AFC East games on the road. Following the Buffalo game, the Patriots will travel to MetLife Stadium for a Monday Night Football game against the New York Jets.

Since 2001, the Patriots have the top divisional record with a 92-25 (.786) mark vs. AFC East opponents. The Patriots have won their last seven games against Buffalo.

BROADCAST INFORMATION

TELEVISION: This week's game will be broadcast by **CBS** and can be seen locally on **WBZ-TV Channel 4**. **Ian Eagle** will handle play-by-play duties with **Charles Davis** as the color analyst. **Evan Washburn** will work from the sidelines. The game will be produced by **Mark Wolff** and directed by **Bob Fishman**.

NATIONAL RADIO: Sunday's game will be broadcast to a national audience on **ESPN Radio**. **Sean Kelley** will call the game with **Barrett Jones** providing analysis.

LOCAL RADIO: **98.5 The Sports Hub** is the flagship station for the **Patriots Radio Network**. A complete listing of the network's 35 stations can be found in this press release. Play-by-play broadcaster **Bob Socci** will call the action along with former Patriots quarterback **Scott Zolak**, who will provide color analysis. The games are produced by **Marc Cappello**.

DIVISIONAL DOMINANCE

The New England Patriots own a 92-25 (.786) record in regular-season AFC East games since the beginning of the 2001 season, compiling the best intra-division record of any team in the NFL.

AFC EAST DIVISIONAL RECORDS SINCE 2001

Team	W	L	T	Pct.	Div. Titles	Years
New England	92	25	0	.786	17	2001, 03-07, 09-19
N.Y. Jets	50	69	0	.420	1	2002
Miami	50	69	0	.420	1	2008
Buffalo	46	73	0	.387	0	---

WEEK 8 HIGHLIGHTS

PAGE 15: New England Patriots at Buffalo Bills matchup notes

PAGE 18: What to look for in this week's game

PAGE 21: Projected Contributors

PAGE 28: Patriots 2020 team notes

MEDIA CONTACTS

Stacey James, Vice President of Media Relations, staceyj@patriots.com, 508-326-6868

Aaron Salkin, Director of Media Relations, aarons@patriots.com, 508-326-6870

Michael Jurovaty, Asst. Director of Media Relations, mjurovaty@patriots.com, 508-326-6187

Anne Noland, Communications Strategist, annen@patriots.com, 508-431-7773



2020 REGULAR SEASON OFFENSIVE STATISTICS

WON 2, LOST 4

09/13	W 21-11	Miami	
09/20	L 30-35	at Seattle	
09/27	W 36-20	Las Vegas	
10/05	L 10-26	at Kansas City	12,729
10/18	L 12-18	Denver	
10/25	L 6-33	San Francisco	
11/01		at Buffalo	
11/09		at N.Y. Jets	
11/15		Baltimore	
11/22		at Houston	
11/29		Arizona	
12/06		at L.A. Chargers	
12/10		at L.A. Rams	
12/20		at Miami	
12/28		Buffalo	
01/03		N.Y. Jets	

N.E. Opp.

TOTAL FIRST DOWNS	135	124
Rushing	55	48
Passing	69	67
Penalty	11	9
3rd Down: Made/Att	26/67	23/61
3rd Down Pct.	38.8	37.7
4th Down: Made/Att	5/7	0/0
4th Down Pct.	71.4	0.0
POSSESSION AVG.	29:48	30:12
TOTAL NET YARDS	2113	2162
Avg. Per Game	352.2	360.3
Total Plays	380	355
Avg. Per Play	5.6	6.1
NET YARDS RUSHING	930	793
Avg. Per Game	155.0	132.2
Total Rushes	187	178
NET YARDS PASSING	1183	1369
Avg. Per Game	197.2	228.2
Sacked/Yards Lost	13/78	9/73
Gross Yards	1261	1442
Att./Completions	180/116	168/114
Completion Pct.	64.4	67.9
Had Intercepted	11	8
PUNTS/AVERAGE	15/47.9	17/50.2
NET PUNTING AVG.	15/46.8	17/45.3
PENALTIES/YARDS	15/169	31/266
FUMBLES/BALL LOST	9/3	7/4
TOUCHDOWNS	13	15
Rushing	8	5
Passing	3	9
Returns	2	1

* SCORE BY PERIODS	Q1	Q2	Q3	Q4	OT	PTS
TEAM	7	36	23	49	0	115
OPPONENTS	29	39	34	41	0	143

* SCORING	TD	Ru	Pa	Rt	K	PAT	FG	S	PTS
Folk	0	0	0	0	10/11	9/11	0	37	
Newton	5	5	0	0			0	30	
Burkhead	3	2	1	0			0	18	
Harry	1	0	1	0			0	6	
Johnson	1	0	1	0			0	6	
D. McCourty	1	0	0	1			0	6	
Michel	1	1	0	0			0	6	
Wise	1	0	0	1			0	6	
TEAM	13	8	3	2	10/11	9/11	0	115	
OPPONENTS	15	5	9	1	12/14	13/14	0	143	
2-Pt Conv: TM 0-2, OPP 1-1									

* RUSHING	No.	Yds	Avg	Long	TD
Newton	50	244	4.9	38	5
Harris	33	177	5.4	41	0
Michel	26	173	6.7	48	1
Burkhead	39	154	3.9	18	2
Taylor	16	70	4.4	11	0
White	12	51	4.3	10	0
Edelman	2	22	11.0	23	0
Zuber	2	21	10.5	13	0
Hoyer	1	8	8.0	8	0
Stidham	4	6	1.5	6	0
Harry	1	2	2.0	2	0
Meyers	1	2	2.0	2	0
TEAM	187	930	5.0	48	8
OPPONENTS	178	793	4.5	23	5

* RECEIVING	No.	Yds	Avg	Long	TD
Edelman	21	315	15.0	49	0
Harry	19	172	9.1	27	1
White	19	136	7.2	22	0
Byrd	18	233	12.9	30	0
Burkhead	15	136	9.1	19	1
Izzo	7	90	12.9	25	0
Meyers	5	67	13.4	21	0
Johnson	3	8	2.7	6	1
Harris	2	26	13.0	14	0
Michel	2	23	11.5	14	0
Newton	1	16	16.0	16	0
Zuber	1	16	16.0	16	0
Olszewski	1	11	11.0	11	0
Keene	1	8	8.0	8	0
Taylor	1	4	4.0	4	0
TEAM	116	1261	10.9	49	3
OPPONENTS	114	1442	12.6	54t	9

* INTERCEPTIONS	No.	Yds	Avg	Long	TD
J. Jackson	3	30	10.0	30	0
D. McCourty	2	62	31.0	43t	1
Gilmore	1	15	15.0	15	0
Phillips	1	5	5.0	5	0
Jones	1	0	0.0	0	0
TEAM	8	112	14.0	43t	1
OPPONENTS	11	163	14.8	51	1

* PUNTING	No.	Yds	Avg	Net	TB	In	Lg	B
Bailey	15	719	47.9	46.8	0	11	60	0
TEAM	15	719	47.9	46.8	0	11	60	0
OPPONENTS	17	853	50.2	45.3	3	8	65	0

* PUNT RETURNS	Ret	FC	Yds	Avg	Long	TD
Byrd	2	5	0	0.0	0	0
Olszewski	1	3	12	12.0	12	0
Taylor	1	0	11	11.0	11	0
TEAM	4	8	23	5.8	12	0
OPPONENTS	3	7	17	5.7	20	0

* KICKOFF RETURNS	No.	Yds	Avg	Long	TD
Olszewski	9	232	25.8	33	0
Taylor	3	69	23.0	28	0
Dugger	2	47	23.5	30	0
TEAM	14	348	24.9	33	0
OPPONENTS	9	190	21.1	44	0

* FIELD GOALS	1-19	20-29	30-39	40-49	50+
Folk	0/0	2/2	3/3	4/5	0/1
TEAM	0/0	2/2	3/3	4/5	0/1
OPPONENTS	0/0	5/5	2/2	4/5	2/2
Folk: (45N) (51N, 25G) (33G, 23G, 32G) (43G) (41G, 38G) (40G, 41G)					
OPP: (46G) () (29G, 41N, 25G) (23G, 39G) (45G, 44G, 27G, 52G, 20G, 54G) (41G, 32G)					

* PASSING	Att	Cmp	Yds	Cmp%	Yds/Att	TD	TD%	Int	Int%	Long	Sack/Lost	Rating
Newton	131	88	969	67.2	7.40	2	1.5	7	5.3	49	10/	53 71.7
Hoyer	24	15	130	62.5	5.42	0	0.0	1	4.2	25	2/	18 59.4
Stidham	23	11	124	47.8	5.39	1	4.3	3	13.0	30	1/	7 39.3
Edelman	2	2	38	100.0	19.00	0	0.0	0	0.0	22	0/	0 118.8
TEAM	180	116	1261	64.4	7.01	3	1.7	11	6.1	49	13/	78 65.1
OPPONENTS	168	114	1442	67.9	8.58	9	5.4	8	4.8	54t	9/	73 92.4



2020 REGULAR SEASON DEFENSIVE STATISTICS

PLAYER Name	TACKLES			SACKS			INTERCEPTIONS				FUMBLES				SP. TEAMS				
	TT	UT	A	S	Yds	QH	Int	Yds	TD	PD	FF	FR	Yds	TD	TT	UT	A	FF	FR
Adrian Phillips	41	26	15	0.0	0.0	0	1	5	0	1	0	0	0	0	1	1	0	0	0
Ja'Whaun Bentley	38	24	14	0.5	6.0	2	0	0	0	2	0	0	0	0	0	0	0	0	0
Jonathan Jones	32	28	4	0.0	0.0	1	1	0	0	5	0	0	0	0	1	0	1	0	0
Devin McCourty	24	17	7	0.0	0.0	0	2	62	1	4	0	0	0	0	0	0	0	0	0
John Simon	23	14	9	1.0	13.0	3	0	0	0	0	0	0	0	0	0	0	0	0	0
Stephon Gilmore	20	15	5	0.0	0.0	0	1	15	0	2	1	0	0	0	0	0	0	0	0
Jason McCourty	18	12	6	0.0	0.0	0	0	0	0	0	0	0	0	0	0	0	0	0	0
Deatrich Wise Jr.	17	8	9	0.5	3.0	3	0	0	0	0	0	1	0	1	0	0	0	0	0
Lawrence Guy	17	10	7	1.0	7.0	4	0	0	0	0	0	1	0	0	0	0	0	0	0
Chase Winovich	15	10	5	2.5	14.0	6	0	0	0	0	1	0	0	0	0	0	0	0	0
Kyle Dugger	15	11	4	0.0	0.0	0	0	0	0	0	0	0	0	0	1	1	0	0	0
J.C. Jackson	14	13	1	0.0	0.0	0	3	30	0	7	0	2	0	0	0	0	0	0	0
Shilique Calhoun	13	8	5	2.0	20.0	2	0	0	0	0	2	0	0	0	0	0	0	0	0
Terrance Brooks	13	11	2	0.0	0.0	1	0	0	0	0	0	0	0	0	1	0	1	0	0
Anfernee Jennings	11	6	5	0.0	0.0	0	0	0	0	0	0	0	0	0	0	0	0	0	0
Brandon Copeland	10	5	5	0.0	0.0	0	0	0	0	0	0	0	0	0	2	1	1	0	0
Adam Butler	9	4	5	0.0	0.0	0	0	0	0	0	0	0	0	0	0	0	0	0	0
Byron Cowart	9	5	4	0.0	0.0	0	0	0	0	0	0	0	0	0	0	0	0	0	0
Derek Rivers	4	1	3	1.5	10.0	3	0	0	0	0	0	0	0	0	0	0	0	0	0
Nick Thurman	4	3	1	0.0	0.0	0	0	0	0	0	0	0	0	0	0	0	0	0	0
Tashawn Bower	3	2	1	0.0	0.0	0	0	0	0	0	0	0	0	0	0	0	0	0	0
Joejuan Williams	2	2	0	0.0	0.0	0	0	0	0	1	0	0	0	0	1	1	0	0	0
Xavier Williams	2	1	1	0.0	0.0	0	0	0	0	0	0	0	0	0	0	0	0	0	0
Gunner Olszewski	0	0	0	0.0	0.0	0	0	0	0	0	0	0	0	0	1	1	0	0	0
Jake Bailey	0	0	0	0.0	0.0	0	0	0	0	0	0	0	0	0	1	1	0	0	0
Matthew Slater	0	0	0	0.0	0.0	0	0	0	0	0	0	0	0	0	1	0	1	0	0
Justin Bethel	0	0	0	0.0	0.0	0	0	0	0	0	0	0	0	0	2	2	0	0	0
Cody Davis	0	0	0	0.0	0.0	0	0	0	0	0	0	0	0	0	3	1	2	0	0
	354	236	118	9.0	73.0	25	8	112	1	22	4	4	0	1	15	9	6	0	0

FUMBLES - LOST (9-3)				
	No.	Lost	Own Rec	O.B.
Damiere Byrd	2	0	0	1
N'Keal Harry	1	1	0	1
Brian Hoyer	1	1	0	0
Ryan Izzo	1	1	0	0
J.C. Jackson	0	0	1	0
Jakob Johnson	1	0	0	0
Cam Newton	2	0	1	0
Gunner Olszewski	1	0	1	0
Mike Onwenu	0	0	1	0
Isaiah Wynn	0	0	1	0
	9	3	5	2

KEY	
TT-Total Tackles	Int/Yds-Interceptions/Yards Returned
UT-Unassisted Tackles	PD-Passes Defensed
A-Assisted Tackles	FF-Forced Fumbles

MISC. OFFENSIVE STATS				
	Tkl	Ast	FF	FR
Damiere Byrd	1	0	0	0
Julian Edelman	1	1	0	0
N'Keal Harry	1	0	0	0
Justin Herron	1	0	0	0
Ryan Izzo	1	0	0	0
Dalton Keene	1	0	0	0
Shaq Mason	1	0	0	0
Jakobi Meyers	2	0	0	0
James White	1	0	0	0
Isaiah Zuber	0	1	0	0
	10	2	0	0

BLOCKED KICKS		
	XP	FG
Totals	0	0



NEW ENGLAND PATRIOTS 2020 STATS PACK

PATRIOTS PARTICIPATION

Player	Regular Season				MIA	at SEA	LAV	at KC	DEN	SF	at BUF	at NYJ	BAL	at HOU	ARZ	at LAC	at LAR	at MIA	BUF	NYJ
	GP	GS	DNP	INA																
Andrews, David	3	3	0	0	C	C				C										
Asiasi, Devin	5	0	0	1	sub	sub	sub	sub	sub	X										
Bailey, Jake	6	0	0	0	sub	sub	sub	sub	sub	sub										
Benenoch, Caleb	0	0	1	0					dnp											
Bentley, Ja'Whaun	6	6	0	0	LB	LB	LB	LB	LB	LB										
Berry, Rashod	1	0	0	0					sub											
Bethel, Justin	6	0	0	0	sub	sub	sub	sub	sub	sub										
Bower, Tashawn	1	0	0	0						sub										
Brooks, Terrence	6	0	0	0	sub	sub	sub	sub	sub	sub										
Bryant, Myles	0	0	0	5		X	X	X	X	X										
Burkhead, Rex	6	0	0	0	sub	sub	sub	sub	sub	sub										
Butler, Adam	6	1	0	0	sub	sub	sub	sub	DT	sub										
Byrd, Damiere	6	4	0	0	WR	sub	WR	WR	WR	sub										
Calhoun, Shilique	6	0	0	0	sub	sub	sub	sub	sub	sub										
Cardona, Joe	6	0	0	0	sub	sub	sub	sub	sub	sub										
Copeland, Brandon	6	4	0	0	LB	LB	LB	sub	sub	LB										
Cowart, Byron	5	5	0	0	DT	DT	DT	DT		DT										
Cunningham, Korey	1	0	2	3	X	X	X	dnp	sub	dnp										
Davis, Carl	0	0	0	2					X	X										
Davis, Cody	3	0	0	0	sub	sub	sub													
Dugger, Kyle	5	0	0	1	sub	sub	sub	sub	sub	X										
Edelman, Julian	6	1	0	0	sub	sub	sub	sub	sub	WR										
Eluemunor, Jermaine	4	4	1	0	RT	RT	RT	dnp	RT											
Ferentz, James	1	1	1	0			dnp	C												
Folk, Nick	6	0	0	0	sub	sub	sub	sub	sub	sub										
Froholdt, Hjalte	6	0	0	0	sub	sub	sub	sub	sub	sub										
Gilmore, Stephon	6	6	0	0	RCB	RCB	RCB	RCB	RCB	RCB										
Guy, Lawrence	6	6	0	0	DT	DT	DT	DT	DT	DT										
Harris, Damien	3	3	0	0				RB	RB	RB										
Harry, N'Keal	6	6	0	0	WR	WR	WR	WR	WR	WR										
Herron, Justin	6	2	0	0	sub	sub	sub	RT	LT	sub										
Hoyer, Brian	1	1	3	2	dnp	dnp	dnp	QB	X	X										
Izzo, Ryan	6	6	0	0	TE	TE	TE	TE	TE	TE										
Jackson, J.C.	6	1	0	0	sub	sub	sub	DB	sub	sub										
Jennings, Anfernee	5	2	0	1	sub	sub	X	sub	LB	LB										
Johnson, Jakob	6	5	0	0	sub	FB	FB	FB	FB	FB										
Jones, Jonathan	6	5	0	0	DB	DB	DB	DB	DB	sub										
Keene, Dalton	1	0	0	5	X	X	X	X	X	sub										
Maluia, Cassh	5	0	0	1	X	sub	sub	sub	sub	sub										
Mason, Shaq	4	4	0	1	RG	RG	RG	X		RG										
McCourty, Devin	6	6	0	0	S	S	S	S	S	S										
McCourty, Jason	6	6	0	0	LCB	LCB	LCB	LCB	LCB	LCB										
Meyers, Jakobi	4	0	1	1	sub	sub	sub	X	dnp	sub										
Michel, Sony	3	3	0	0	RB	RB	RB													
Newton, Cam	5	5	0	0	QB	QB	QB		QB	QB										
Olszewski, Gunner	3	0	0	0				sub	sub	sub										
Onwenu, Mike	6	6	0	0	TE	TE	LG	RG	RG	RT										
Phillips, Adrian	6	6	0	0	S	S	S	S	S	S										
Rivers, Derek	5	0	0	0	sub	sub	sub	sub		sub										
Simon, John	6	6	0	0	DE	DE	DE	DE	DE	DE										
Slater, Matthew	6	0	0	0	sub	sub	sub	sub	sub	sub										
Stidham, Jarrett	2	0	1	3	X	X	X	sub	dnp	sub										
Taylor, J.J.	3	0	1	2	sub	sub	sub	dnp	X	X										
Thuney, Joe	6	6	0	0	LG	LG	C	LG	C	LG										
Thurman, Nick	4	0	0	0		sub	sub		sub	sub										
Uche, Josh	0	0	0	2	X	X														
White, James	4	0	0	2	sub	X	X	sub	sub	sub										
Williams, Joejuan	6	0	0	0	sub	sub	sub	sub	sub	sub										
Williams, Xavier	1	0	0	0	sub															
Winovich, Chase	6	5	0	0	DE	DE	DE	DE	DE	sub										
Wise Jr., Deatrich	6	1	0	0	sub	sub	sub	sub	sub	DE										
Wynn, Isaiah	6	6	0	0	LT	LT	LT	LT	LG	LT										
Zuber, Isaiah	3	0	0	0			sub	sub	sub											
Totals	277	132	11	32																

X - inactive / CAPS - starters / sub - played / dnp - did not play / PS - Practice Squad

KEY:

Not on active roster



NEW ENGLAND PATRIOTS 2020 STATS PACK

GAME-BY-GAME STARTERS

2020 OFFENSIVE STARTERS BY GAME												
Date	Opponent	WR	LT	LG	C	RG	RT	TE	WR	QB	RB	TE
09/13	Miami	N. Harry	I. Wynn	J. Thuney	D. Andrews	S. Mason	J. Eluemunor	R. Izzo	D. Byrd	C. Newton	S. Michel	M. Onwenu
09/20 at	Seattle	N. Harry	I. Wynn	J. Thuney	D. Andrews	S. Mason	J. Eluemunor	R. Izzo	J. Johnson (FB)	C. Newton	S. Michel	M. Onwenu
09/27	Las Vegas	N. Harry	I. Wynn	M. Onwenu	J. Thuney	S. Mason	J. Eluemunor	R. Izzo	D. Byrd	C. Newton	S. Michel	J. Johnson (FB)
10/05 at	Kansas City	N. Harry	I. Wynn	J. Thuney	J. Ferentz	M. Onwenu	J. Herron	R. Izzo	D. Byrd	B. Hoyer	D. Harris	J. Johnson (FB)
10/18	Denver	N. Harry	J. Herron	I. Wynn	J. Thuney	M. Onwenu	J. Eluemunor	R. Izzo	D. Byrd	C. Newton	D. Harris	J. Johnson (FB)
10/25	San Francisco	N. Harry	I. Wynn	J. Thuney	D. Andrews	S. Mason	M. Onwenu	R. Izzo	J. Edelman	C. Newton	D. Harris	J. Johnson (FB)
11/01 at	Buffalo											
11/09 at	N.Y. Jets											
11/15	Baltimore											
11/22 at	Houston											
11/29	Arizona											
12/06 at	L.A. Chargers											
12/10 at	L.A. Rams											
12/20 at	Miami											
12/28	Buffalo											
01/03	N.Y. Jets											
2020 DEFENSIVE STARTERS BY GAME												
Date	Opponent	DE	DT	DT	DE	LB	LB	LB	LCB	RCB	S	S
09/13	Miami	J. Simon	L. Guy	B. Cowart	C. Winovich	J. Bentley	B. Copeland	J. Jones (DB)	J. McCourty	S. Gilmore	D. McCourty	A. Phillips
09/20 at	Seattle	J. Simon	L. Guy	B. Cowart	C. Winovich	J. Bentley	B. Copeland	J. Jones (DB)	J. McCourty	S. Gilmore	D. McCourty	A. Phillips
09/27	Las Vegas	J. Simon	L. Guy	B. Cowart	C. Winovich	J. Bentley	B. Copeland	J. Jones (DB)	J. McCourty	S. Gilmore	D. McCourty	A. Phillips
10/05 at	Kansas City	J. Simon	L. Guy	B. Cowart	C. Winovich	J. Bentley	J. Jackson (DB)	J. Jones (DB)	J. McCourty	S. Gilmore	D. McCourty	A. Phillips
10/18	Denver	J. Simon	L. Guy	A. Butler	C. Winovich	J. Bentley	A. Jennings	J. Jones (DB)	J. McCourty	S. Gilmore	D. McCourty	A. Phillips
10/25	San Francisco	J. Simon	L. Guy	B. Cowart	D. Wise	J. Bentley	A. Jennings	B. Copeland	J. McCourty	S. Gilmore	D. McCourty	A. Phillips
11/01 at	Buffalo											
11/09 at	N.Y. Jets											
11/15	Baltimore											
11/22 at	Houston											
11/29	Arizona											
12/06 at	L.A. Chargers											
12/10 at	L.A. Rams											
12/20 at	Miami											
12/28	Buffalo											
01/03	N.Y. Jets											
2020 GAME-BY-GAME INACTIVES												
Date	Opponent											
09/13	Miami	QB 4 J. Stidham, TE 44 D. Keene, LB 46 C. Maluia, LB 53 J. Uche, OL 74 K. Cunningham										
09/20 at	Seattle	QB 4 J. Stidham, RB 28 J. White, DB 41 M. Bryant, TE 44 D. Keene, LB 53 J. Uche, OL 74 K. Cunningham										
09/27	Las Vegas	QB 4 J. Stidham, RB 28 J. White, DB 41 M. Bryant, TE 44 D. Keene, LB 58 A. Jennings, OL 74 K. Cunningham										
10/05 at	Kansas City	WR 16 J. Meyers, DB 41 M. Bryant, TE 44 D. Keene, OL 69 S. Mason										
10/18	Denver	QB 2 B. Hoyer, DB 41 M. Bryant, RB J. Taylor, TE D. Keene, DL C. Davis										
10/25	San Francisco	QB 2 B. Hoyer, DB 35 K. Dugger, DB 41 M. Bryant, RB J. Taylor, 86 TE D. Asiasi, 96 DL C. Davis										
11/01 at	Buffalo											
11/09 at	N.Y. Jets											
11/15	Baltimore											
11/22 at	Houston											
11/29	Arizona											
12/06 at	L.A. Chargers											
12/10 at	L.A. Rams											
12/20 at	Miami											
12/28	Buffalo											
01/03	N.Y. Jets											



2020 NEW ENGLAND PATRIOTS ROSTER

AS OF OCTOBER 27, 2020

ALPHABETICAL ROSTER

#	NAME	POS	HT	WT	BORN	YR	COLLEGE	H.S. HOMETOWN
60	Andrews, David	C	6-3	300	7/10/1992	6	Georgia	Johns Creek, Ga.
86	Asiasi, Devin	TE	6-3	257	8/14/1997	R	UCLA	Shoreview, Calif.
7	Bailey, Jake	P	6-2	205	6/18/1997	2	Stanford	Solana Beach, Calif.
51	Bentley, Ja'Whaun	LB	6-2	255	8/24/1996	3	Purdue	Glenarden, Md.
29	Bethel, Justin	DB	6-0	200	6/17/1990	9	Presbyterian	Blythewood, S.C.
25	Brooks, Terrence	DB	5-11	205	3/2/1992	7	Florida State	Dunnellon, Fla.
41	Bryant, Myles	DB	5-9	185	1/2/1998	R	Washington	Pasadena, Calif.
34	Burkhead, Rex	RB	5-10	215	7/2/1990	8	Nebraska	Plano, Texas
70	Butler, Adam	DL	6-5	300	4/12/1994	4	Vanderbilt	Duncanville, Texas
10	Byrd, Damiere	WR	5-9	180	1/27/1993	5	South Carolina	Sicklerville, N.J.
90	Calhoun, Shilique	LB	6-4	260	3/20/1992	5	Michigan State	Middletown, N.J.
49	Cardona, Joe	LS	6-3	245	4/16/1992	6	Navy	El Cajon, Calif.
52	Copeland, Brandon	LB	6-3	255	7/2/1991	5	Pennsylvania	Sykesville, Md.
99	Cowart, Byron	DL	6-3	300	5/20/1996	2	Maryland	Tampa, Fla.
74	Cunningham, Korey	OL	6-6	311	5/17/1995	3	Cincinnati	Montevallo, Ala.
98	Davis, Carl	DL	6-5	320	3/2/1992	6	Iowa	Sterling Heights, Mich.
35	Dugger, Kyle	DB	6-2	220	3/22/1996	R	Lenoir-Rhyne	Decatur, Ga.
11	Edelman, Julian	WR	5-10	198	5/22/1986	12	Kent State	Redwood City, Calif.
66	Ferentz, James	OL	6-2	300	6/5/1989	5	Iowa	Iowa City, Iowa
6	Folk, Nick	K	6-1	222	11/5/1984	13	Arizona	Sherman Oaks, Calif.
64	Froholdt, Hjalte	OL	6-5	310	8/20/1996	2	Arkansas	Bradenton, Fla.
24	Gilmore, Stephon	CB	6-1	202	9/19/1990	9	South Carolina	Rock Hill, S.C.
93	Guy, Lawrence	DL	6-4	315	3/17/1990	10	Arizona State	Las Vegas, Nev.
37	Harris, Damien	RB	5-11	213	2/11/1997	2	Alabama	Richmond, Ky.
15	Harry, N'Keal	WR	6-4	225	12/17/1997	2	Arizona State	Chandler, Ariz.
75	Herron, Justin	OL	6-5	305	11/27/1995	R	Wake Forest	Silver Spring, Md.
2	Hoyer, Brian	QB	6-2	216	10/13/1995	12	Michigan State	North Olmsted, Ohio
85	Izzo, Ryan	TE	6-5	255	12/21/1995	3	Florida State	Sparta, N.J.
27	Jackson, J.C.	DB	6-1	198	11/17/1995	3	Maryland	Immokalee, Fla.
58	Jennings, Anfernee	LB	6-3	259	9/1/1997	R	Alabama	Dadeville, Ala.
47	Johnson, Jakob	FB	6-3	255	12/15/1994	2	Tennessee	Stuttgart, Germany
31	Jones, Jonathan	DB	5-10	190	9/20/1993	5	Auburn	Carrollton, Ga.
44	Keene, Dalton	TE	6-4	251	4/14/1999	R	Virginia Tech	Littleton, Colo.
46	Maluia, Cassh	LB	6-0	248	10/3/1998	R	Wyoming	Compton, Calif.
69	Mason, Shaq	OL	6-1	310	8/28/1993	6	Georgia Tech	Columbia, Tenn.
32	McCourty, Devin	DB	5-10	195	8/13/1987	11	Rutgers	Nyack, N.Y.
30	McCourty, Jason	CB	5-11	195	8/13/1987	12	Rutgers	Nyack, N.Y.
16	Meyers, Jakobi	WR	6-2	200	11/9/1996	2	North Carolina State	Lithonia, Ga.
1	Newton, Cam	QB	6-5	245	5/11/1989	10	Auburn	College Park, Ga.
80	Olszewski, Gunner	WR	6-0	190	11/26/1996	2	Bemidji State	Alvin, Texas
71	Onwenu, Mike	OL	6-3	350	12/10/1997	R	Michigan	Detroit, Mich.
21	Phillips, Adrian	DB	5-11	210	3/28/1992	7	Texas	Garland, Texas
95	Rivers, Derek	DE	6-5	250	5/9/1994	4	Youngstown State	Kinston, N.C.
55	Simon, John	DE	6-2	260	10/14/1990	8	Ohio State	Youngstown, Ohio
18	Slater, Matthew	WR	6-0	205	9/9/1985	13	UCLA	Anaheim, Calif.
4	Stidham, Jarrett	QB	6-3	215	8/8/1996	2	Auburn	Stephenville, Texas
42	Taylor, J.J.	RB	5-6	185	1/4/1998	R	Arizona	Corona, Calif.
62	Thuney, Joe	OL	6-5	308	11/18/1992	5	North Carolina State	Centerville, Ohio
28	White, James	RB	5-10	205	2/3/1992	7	Wisconsin	Ft. Lauderdale, Fla.
33	Williams, Joejuan	CB	6-3	212	12/6/1997	2	Vanderbilt	Nashville, Tenn.
50	Winovich, Chase	DL	6-3	250	4/19/1995	2	Michigan	Jefferson Hills, Pa.
91	Wise Jr., Deatrich	DL	6-5	275	7/26/1994	4	Arkansas	Carrollton, Texas
76	Wynn, Isaiah	OL	6-2	310	12/9/1995	3	Georgia	St. Petersburg, Fla.

NUMERICAL ROSTER

#	NAME	POS
1	Cam Newton	QB
2	Brian Hoyer	QB
4	Jarrett Stidham	QB
6	Nick Folk	K
7	Jake Bailey	P
10	Damiere Byrd	WR
11	Julian Edelman	WR
15	N'Keal Harry	WR
16	Jakobi Meyers	WR
18	Matthew Slater	WR
21	Adrian Phillips	DB
24	Stephon Gilmore	CB
25	Terrence Brooks	DB
27	J.C. Jackson	DB
28	James White	RB
29	Justin Bethel	DB
30	Jason McCourty	CB
31	Jonathan Jones	DB
32	Devin McCourty	DB
33	Joejuan Williams	CB
34	Rex Burkhead	RB
35	Kyle Dugger	DB
37	Damien Harris	RB
41	Myles Bryant	DB
42	J.J. Taylor	RB
44	Dalton Keene	TE
46	Cassh Maluia	LB
47	Jakob Johnson	FB
49	Joe Cardona	LS
50	Chase Winovich	DL
51	Ja'Whaun Bentley	LB
52	Brandon Copeland	LB
55	John Simon	DE
58	Anfernee Jennings	LB
60	David Andrews	C
62	Joe Thuney	OL
64	Hjalte Froholdt	OL
66	James Ferentz	OL
69	Shaq Mason	OL
70	Adam Butler	DL
71	Mike Onwenu	OL
74	Korey Cunningham	OL
75	Justin Herron	OL
76	Isaiah Wynn	OL
80	Gunner Olszewski	WR
85	Ryan Izzo	TE
86	Devin Asiasi	TE
90	Shilique Calhoun	LB
91	Deatrich Wise Jr.	DL
93	Lawrence Guy	DL
95	Derek Rivers	DE
98	Carl Davis	DL
99	Byron Cowart	DL

PRACTICE SQUAD

#	NAME	POS	HT	WT	BORN	YR	COLLEGE	H.S. HOMETOWN
65	Benenoch, Caleb	OL	6-5	310	8/8/1994	5	UCLA	Katy, Texas
43	Berry, Rashod	TE/DE	6-4	255	10/14/1996	R	Ohio State	Lorain, Ohio
96	Bower, Tashawn	DL	6-5	250	2/18/1995	3	Louisiana State	Kenilworth, N.J.
82	Burt, Jake	TE	6-3	260	8/25/1996	R	Boston College	Lynnfield, Mass.
8	Dolegala, Jake	QB	6-7	242	10/7/1996	2	Cent. Connecticut St.	Hamburg, N.Y.
59	Hall, Terez	LB	6-2	235	11/18/1995	1	Missouri	Lithonia, Ga.
45	Jackson Sr., Michael	CB	6-1	210	11/10/1997	2	Miami (Fla.)	Birmingham, Ala.
84	Kinsey, Mason	WR	5-10	198	8/29/1998	R	Berry College	Mt. Airy, Ga.
97	Murray, Bill	DL	6-4	265	7/3/1997	R	William & Mary	Morristown, N.J.
48	Pinckney, Michael	LB	6-1	220	5/28/1998	R	Miami (Fla.)	Jacksonville, Fla.
5	Rohrwasser, Justin	K	6-3	230	12/7/1996	R	Marshall	Clifton Park, N.Y.
67	Roos, Jordan	OL	6-3	302	7/6/1993	3	Purdue	Celina, Texas
39	Ross, De'Angelo	DB	5-9	190	10/29/1996	2	New Mexico	La Puente, Calif.
92	Thurman, Nick	DL	6-4	305	6/12/1996	1	Houston	Dallas, Texas
88	Wilkerson, Kristian	WR	6-1	201	1/10/1997	R	SE Missouri State	Memphis, Tenn.
19	Zuber, Isaiah	WR	6-0	190	4/15/1997	R	Mississippi State	Decatur, Ga.

PRACTICE SQUAD

#	NAME	POS
5	Justin Rohrwasser	K
8	Jake Dolegala	QB
19	Isaiah Zuber	WR
39	De'Angelo Ross	DB
43	Rashod Berry	TE/DE
45	Michael Jackson Sr.	CB
48	Michael Pinckney	LB
59	Terez Hall	LB
65	Caleb Benenoch	OL
67	Jordan Roos	OL
82	Jake Burt	TE
84	Mason Kinsey	WR
88	Kristian Wilkerson	WR
92	Nick Thurman	DL
96	Tashawn Bower	DL
97	Bill Murray	DL

RESERVE/INJURED

#	NAME	POS	HT	WT	BORN	YR	COLLEGE	H.S. HOMETOWN
94	Allen, Beau	DL	6-3	327	11/14/1991	6	Wisconsin	Minnetonka, Minn.
77	Cajuste, Yodny	OL	6-5	310	2/21/1996	2	West Virginia	Miami, Fla.
22	Davis, Cody	DB	6-2	203	6/6/1989	8	Texas Tech	Stephenville, Texas
72	Eluemunor, Jermaine	OL	6-4	335	12/13/1994	4	Texas A&M	Rockaway, N.J.
26	Michel, Sony	RB	5-11	215	2/17/1995	3	Georgia	Plantation, Fla.
53	Uche, Josh	LB	6-3	226	9/18/1998	R	Michigan	Miami, Fla.

RESERVE/INJURED

#	NAME	POS
22	Cody Davis	DB
26	Sony Michel	RB
53	Josh Uche	LB
72	Jermaine Eluemunor	OL
77	Yodny Cajuste	OL
94	Beau Allen	DL

RESERVE/PUP LIST

#	NAME	POS	HT	WT	BORN	YR	COLLEGE	H.S. HOMETOWN
36	King, Brandon	LB	6-2	220	6/8/1993	6	Auburn	Alabaster, Ala.

RESERVE/PUP LIST

#	NAME	POS
36	Brandon King	LB

HEAD COACH: BILL BELICHICK

ASSISTANTS: Cam Achord, Special Teams Coordinator; Brian Belichick, Safeties; Steve Belichick, Outside Linebackers; Carmen Brillico, Offensive Line; Troy Brown, Running Backs, Kick Returners; Moses Cabrera, Head Strength and Conditioning; Nick Caley, Tight Ends, Fullbacks; DeMarcus Covington, Defensive Line; Ivan Fears, Running Backs; Jedd Fisch, Quarterbacks; Joe Houston, Special Teams Assistant; Mick Lombardi, Wide Receivers; Deron Mayo, Strength and Conditioning Assistant; Jerod Mayo, Inside Linebackers; Josh McDaniels, Offensive Coordinator; Mike Pellegrino, Cornerbacks; Cole Popovich, Offensive Line.



2020 NUMERICAL ROSTER

October 27, 2020

#	NAME	POS	HT	WT	AGE	YR	COLLEGE	HOW ACQ.
1	Cam Newton	QB	6-5	245	31	10	Auburn	FA-20
2	Brian Hoyer	QB	6-2	216	35	12	Michigan State	FA-20
4	Jarrett Stidham	QB	6-3	215	24	2	Auburn	D4b-19
6	Nick Folk	K	6-1	222	35	13	Arizona	FA-20
7	Jake Bailey	P	6-2	205	23	2	Stanford	D5b-19
10	Damiere Byrd	WR	5-9	180	27	5	South Carolina	UFA (ARI)-20
11	Julian Edelman	WR	5-10	198	34	12	Kent State	D7a-09
15	N'Keal Harry	WR	6-4	225	22	2	Arizona State	D1-19
16	Jakobi Meyers	WR	6-2	200	23	2	North Carolina State	FA-19
18	Matthew Slater	WR	6-0	205	35	13	UCLA	D5-08
21	Adrian Phillips	DB	5-11	210	28	7	Texas	UFA (LAC)-20
24	Stephon Gilmore	CB	6-1	202	30	9	South Carolina	UFA (BUF)-17
25	Terrence Brooks	DB	5-11	205	28	7	Florida State	UFA (NYJ)-19
27	J.C. Jackson	DB	6-1	198	24	3	Maryland	FA-18
28	James White	RB	5-10	205	28	7	Wisconsin	D4b-14
29	Justin Bethel	DB	6-0	200	30	9	Presbyterian	FA-19
30	Jason McCourty	CB	5-11	195	33	12	Rutgers	TR (CLE)-18
31	Jonathan Jones	DB	5-10	190	27	5	Auburn	FA-16
32	Devin McCourty	DB	5-10	195	33	11	Rutgers	D1-10
33	Joejuan Williams	CB	6-3	212	22	2	Vanderbilt	D2-19
34	Rex Burkhead	RB	5-10	215	30	8	Nebraska	UFA (CIN)-17
35	Kyle Dugger	DB	6-2	220	24	R	Lenoir-Rhyne	D2a-20
37	Damien Harris	RB	5-11	213	23	2	Alabama	D3b-19
41	Myles Bryant	DB	5-9	185	22	R	Washington	FA-20
42	J.J. Taylor	RB	5-6	185	22	R	Arizona	FA-20
44	Dalton Keene	TE	6-4	251	21	R	Virginia Tech	D3c-20
46	Cash Maluia	LB	6-0	248	22	R	Wyoming	D6c-20
47	Jakob Johnson	FB	6-3	255	25	2	Tennessee	FA-19
49	Joe Cardona	LS	6-3	245	28	6	Navy	D5-15
50	Chase Winovich	DL	6-3	250	25	2	Michigan	D3a-19
51	Ja'Whaun Bentley	LB	6-2	255	24	3	Purdue	D5-18
52	Brandon Copeland	LB	6-3	255	29	5	Pennsylvania	UFA (NYJ)-20
55	John Simon	DE	6-2	260	30	8	Ohio State	FA-18
58	Anfernee Jennings	LB	6-3	259	23	R	Alabama	D3a-20
60	David Andrews	C	6-3	300	28	6	Georgia	FA-15
62	Joe Thuney	OL	6-5	308	27	5	North Carolina State	D3a-16
64	Hjalte Froholdt	OL	6-5	310	24	2	Arkansas	D4a-19
66	James Ferentz	OL	6-2	300	31	5	Iowa	FA-20
69	Shaq Mason	OL	6-1	310	27	6	Georgia Tech	D4c-15
70	Adam Butler	DL	6-5	300	26	4	Vanderbilt	FA-17
71	Mike Onwenu	OL	6-3	350	22	R	Michigan	D6a-20
74	Korey Cunningham	OL	6-6	311	25	3	Cincinnati	TR (ARI)-19
75	Justin Herron	OL	6-5	305	24	R	Wake Forest	D6b-20
76	Isaiah Wynn	OL	6-2	310	24	3	Georgia	D1a-18
80	Gunner Olszewski	WR	6-0	190	23	2	Bemidji State	FA-29
85	Ryan Izzo	TE	6-5	255	24	3	Florida State	D7c-18
86	Devin Asiasi	TE	6-3	257	23	R	UCLA	D3b-20
90	Shilique Calhoun	LB	6-4	260	28	5	Michigan State	FA-19
91	Deatrich Wise Jr.	DL	6-5	275	26	4	Arkansas	D4-17
93	Lawrence Guy	DL	6-4	315	30	10	Arizona State	UFA (BAL)-17
95	Derek Rivers	DE	6-5	250	26	4	Youngstown State	D3a-17
98	Carl Davis	DL	6-5	320	28	6	Iowa	FA-20
99	Byron Cowart	DL	6-3	300	24	2	Maryland	D5a-19

PRACTICE SQUAD

#	NAME	POS	HT	WT	AGE	YR	COLLEGE	HOW ACQ.
5	Justin Rohrwasser	K	6-3	230	23	R	Marshall	D5-20
8	Jake Dolegala	QB	6-7	242	24	2	Ct. Connecticut State	FA-20
19	Isaiah Zuber	WR	6-0	190	23	R	Mississippi	FA-20
39	D'Angelo Ross	DB	5-9	190	23	2	New Mexico	FA-19
43	Rashod Berry	TE/DE	6-4	255	24	R	Ohio State	FA-20
45	Michael Jackson Sr.	CB	6-1	210	23	2	Miami (Fla.)	FA-20
48	Michael Pinckney	LB	6-1	220	22	R	Miami (Fla.)	FA-20
59	Terez Hall	LB	6-2	235	23	1	Missouri	FA-19
65	Caleb Benenoch	OL	6-5	310	26	5	UCLA	FA-20
67	Jordan Roos	OL	6-3	302	27	3	Purdue	FA-20
82	Jake Burt	TE	6-3	260	24	R	Boston College	FA-20
84	Mason Kinsey	WR	5-10	198	22	R	Berry College	FA-20
88	Kristian Wilkerson	WR	6-1	201	23	R	SE Missouri State	FA-20
92	Nick Thurman	DL	6-4	305	25	1	Houston	FA-19
96	Tashawn Bower	DL	6-5	250	25	3	Louisiana State	FA-19
97	Bill Murray	DL	6-4	265	23	R	William & Mary	FA-20

RESERVE/INJURED

#	NAME	POS	HT	WT	AGE	YR	COLLEGE	DATE
22	Cody Davis	DB	6-2	203	31	8	Texas Tech	(10/5/2020)
26	Sony Michel	RB	5-11	215	25	3	Georgia	(10/5/2020)
53	Josh Uche	LB	6-3	226	22	R	Michigan	(9/26/2020)
72	Jermaine Eluemunor	OL	6-4	335	25	4	Texas A&M	(10/21/20)
77	Yodny Cajuste	OL	6-5	310	24	2	West Virginia	(9/9/2020)
94	Beau Allen	DL	6-3	327	28	7	Wisconsin	(9/7/2020)

RESERVE/PUP LIST

#	NAME	POS	HT	WT	AGE	YR	COLLEGE	HOW ACQ.
36	Brandon King	LB	6-2	220	27	6	Auburn	FA-15



2020 POSITIONAL ROSTER

October 27, 2020

DEFENSE (24)								
#	NAME	POS	HT	WT	BORN	YR	COLLEGE	H.S. HOMETOWN
DEFENSIVE LINE (8)								
70	Butler, Adam	DL	6-5	300	4/12/1994	4	Vanderbilt	Duncanville, Texas
99	Cowart, Byron	DL	6-3	300	5/20/1996	2	Maryland	Tampa, Fla.
98	Davis, Carl	DL	6-5	320	3/2/1992	6	Iowa	Sterling Heights, Mich.
93	Guy, Lawrence	DL	6-4	315	3/17/1990	10	Arizona State	Las Vegas, Nev.
95	Rivers, Derek	DE	6-5	250	5/9/1994	4	Youngstown State	Kinston, N.C.
55	Simon, John	DE	6-2	260	10/14/1990	8	Ohio State	Youngstown, Ohio
50	Winovich, Chase	DL	6-3	250	4/19/1995	2	Michigan	Jefferson Hills, Pa.
91	Wise Jr., Deatrich	DL	6-5	275	7/26/1994	4	Arkansas	Carrollton, Texas
LINEBACKER (5)								
51	Bentley, Ja'Whaun	LB	6-2	255	8/24/1996	3	Purdue	Glenarden, Md.
90	Calhoun, Shilique	LB	6-4	260	3/20/1992	5	Michigan State	Middletown, N.J.
52	Copeland, Brandon	LB	6-3	255	7/2/1991	5	Pennsylvania	Sykesville, Md.
58	Jennings, Anfernee	LB	6-3	259	9/1/1997	R	Alabama	Dadeville, Ala.
46	Maluia, Cassh	LB	6-0	248	10/3/1998	R	Wyoming	Compton, Calif.
DEFENSIVE BACK (11)								
29	Bethel, Justin	DB	6-0	200	6/17/1990	9	Presbyterian	Blythewood, S.C.
25	Brooks, Terrence	DB	5-11	205	3/2/1992	7	Florida State	Dunnellon, Fla.
41	Bryant, Myles	DB	5-9	185	1/2/1998	R	Washington	Pasadena, Calif.
35	Dugger, Kyle	DB	6-2	220	3/22/1996	R	Lenoir-Rhyne	Decatur, Ga.
24	Gilmore, Stephon	CB	6-1	202	9/19/1990	9	South Carolina	Rock Hill, S.C.
27	Jackson, J.C.	DB	6-1	198	11/17/1995	3	Maryland	Immokalee, Fla.
31	Jones, Jonathan	DB	5-10	190	9/20/1993	5	Auburn	Carrollton, Ga.
32	McCourty, Devin	DB	5-10	195	8/13/1987	11	Rutgers	Nyack, N.Y.
30	McCourty, Jason	CB	5-11	195	8/13/1987	12	Rutgers	Nyack, N.Y.
21	Phillips, Adrian	DB	5-11	210	3/28/1992	7	Texas	Garland, Texas
33	Williams, Joejuan	CB	6-3	212	12/6/1997	2	Vanderbilt	Nashville, Tenn.
OFFENSE (26)								
#	NAME	POS	HT	WT	BORN	YR	COLLEGE	H.S. HOMETOWN
OFFENSIVE LINE (9)								
60	Andrews, David	C	6-3	300	7/10/1992	6	Georgia	Johns Creek, Ga.
74	Cunningham, Korey	OL	6-6	311	5/17/1995	3	Cincinnati	Montavillo, Ala.
66	Ferentz, James	OL	6-2	300	6/5/1989	5	Iowa	Iowa City, Iowa
64	Froholdt, Hjalte	OL	6-5	310	8/20/1996	2	Arkansas	Bradenton, Fla.
75	Herron, Justin	OL	6-5	305	11/27/1995	R	Wake Forest	Silver Spring, Md.
69	Mason, Shaq	OL	6-1	310	8/28/1993	6	Georgia Tech	Columbia, Tenn.
71	Onwenu, Mike	OL	6-3	350	12/10/1997	R	Michigan	Detroit, Mich.
61	Woodard, Dustin	OL	6-2	291	3/8/1998	R	Memphis	Chandler, Ariz.
76	Wynn, Isaiah	OL	6-2	310	12/9/1995	3	Georgia	St. Petersburg, Fla.
QUARTERBACK (3)								
2	Hoyer, Brian	QB	6-2	216	10/13/1985	12	Michigan State	North Olmsted, Ohio
1	Newton, Cam	QB	6-5	245	5/11/1989	10	Auburn	College Park, Ga.
4	Stidham, Jarrett	QB	6-3	215	8/8/1996	2	Auburn	Stephenville, Texas
WIDE RECEIVER (6)								
10	Byrd, Damiere	WR	5-9	180	1/27/1993	5	South Carolina	Sicklerville, N.J.
11	Edelman, Julian	WR	5-10	198	5/22/1986	12	Kent State	Redwood City, Calif.
15	Harry, N'Keal	WR	6-4	225	12/17/1997	2	Arizona State	Chandler, Ariz.
16	Meyers, Jakobi	WR	6-2	200	11/9/1996	2	North Carolina State	Lithonia, Ga.
80	Olszewski, Gunner	WR	6-0	190	11/26/1996	2	Bemidji State	Alvin, Texas
18	Slater, Matthew	WR	6-0	205	9/9/1985	13	UCLA	Anaheim, Calif.
RUNNING BACK (5)								
34	Burkhead, Rex	RB	5-10	215	7/2/1990	8	Nebraska	Plano, Texas
37	Harris, Damien	RB	5-11	213	2/11/1997	2	Alabama	Richmond, Ky.
47	Johnson, Jakob	FB	6-3	255	12/15/1994	2	Tennessee	Stuttgart, Germany
42	Taylor, J.J.	RB	5-6	185	1/4/1998	R	Airzona	Corono, Calif.
28	White, James	RB	5-10	205	2/3/1992	7	Wisconsin	Ft. Lauderdale, Fla.
TIGHT END (3)								
86	Asiasi, Devin	TE	6-3	257	8/14/1997	R	UCLA	Shoreview, Calif.
85	Izzo, Ryan	TE	6-5	255	12/21/1995	3	Florida State	Sparta, N.J.
44	Keene, Dalton	TE	6-4	251	4/14/1999	R	Virginia Tech	Littleton, Colo.
SPECIALISTS (3)								
#	NAME	POS	HT	WT	BORN	YR	COLLEGE	H.S. HOMETOWN
SPECIALISTS (3)								
7	Bailey, Jake	P	6-2	205	6/18/1997	2	Stanford	Solana Beach, Calif.
49	Cardona, Joe	LS	6-3	245	4/16/1992	6	Navy	El Cajon, Calif.
6	Folk, Nick	K	6-1	222	11/5/1984	13	Arizona	Sherman Oaks, Calif.
RESERVE/INJURED (6)								
#	NAME	POS	HT	WT	BORN	YR	COLLEGE	H.S. HOMETOWN
RESERVE/INJURED (6)								
94	Allen, Beau	DL	6-3	327	11/14/1991	7	Wisconsin	Minnetonka, Minn.
77	Cajuste, Yodny	OL	6-5	310	2/21/1996	2	West Virginia	Miami, Fla.
22	Davis, Cody	DB	6-2	203	6/6/1989	8	Texas Tech	Stephenville, Texas
72	Eluemunor, Jermaine	OL	6-4	335	12/13/1994	4	Texas A&M	Rockaway, N.J.
26	Michel, Sony	RB	5-11	215	2/17/1995	3	Georgia	Plantation, Fla.
53	Uche, Josh	LB	6-3	226	9/18/1998	R	Michigan	Miami, Fla.
RESERVE/PUP LIST (1)								
#	NAME	POS	HT	WT	BORN	YR	COLLEGE	H.S. HOMETOWN
RESERVE/PUP LIST (1)								
36	King, Brandon	LB	6-2	220	6/8/1993	6	Auburn	Alabaster, Ala.



HOW THE PATRIOTS WERE BUILT

UPDATED: October 27, 2020

<u>YEAR</u>	<u>DRAFTEES (27)</u>	<u>VETERAN FREE AGENTS (15)</u>	<u>WAIVERS (0) / TRADES (2)</u>	<u>ROOKIE AND FIRST-YEAR FREE AGENTS (9)</u>
2008	Matthew Slater (5)			
2009	Julian Edelman (7a)			
2010	Devin McCourty (1)			
2014	James White (4b)			
2015	Shaq Mason (4c) Joe Cardona (5)			David Andrews (fa)
2016	Joe Thuney (3a)			Jonathan Jones (fa)
2017	Derek Rivers (3a) Deatrich Wise Jr. (4)	Rex Burkhead (6) (CIN) Stephon Gilmore (1) (BUF) Lawrence Guy (7) (GB)		Adam Butler (fa)
2018	Isaiah Wynn (1a) Ja'Whaun Bentley (5) Ryan Izzo (7c)	John Simon (4) (BAL)	Jason McCourty (6) (tr-CLE)	J.C. Jackson (fa)
2019	N'Keal Harry (1) Joejuan Williams (2) Chase Winovich (3a) Damien Harris (3b) Hjalte Froholdt (4a) Jarrett Stidham (4b) Byron Cowart (5a) Jake Bailey (5b)	Justin Bethel (6) (ARI) Terrence Brooks (3) (BAL) Shilique Calhoun (3) (OAK)	Korey Cunningham (7) (tr-ARI)	Jakob Johnson (fa) Jakobi Meyers (fa) Gunner Olszewski (fa)
2020	Kyle Dugger (2a) Anfernee Jennings (3a) Devin Asiasi (3b) Dalton Keene (3c) Mike Onwenu (6a) Justin Herron (6b) Cassh Maluia (6c)	Damiere Byrd (fa) (CAR) Brandon Copeland (fa) (BAL) Carl Davis (3) (BAL) James Ferentz (fa) (HOU) Nick Folk (6) (DAL) Brain Hoyer (fa) (NE) Cam Newton (1) (CAR) Adrian Phillips (fa) (SD)		Myles Bryant (fa) J.J. Taylor (fa)

NOTE: Team in parenthesis is the player's original team

(#) – indicates round drafted

(fa) – indicates non-drafted free agents

RESERVE/PUP LIST

Brandon King (fa)

RESERVE/INJURED

Beau Allen (7) (PHI)

Yodny Cajuste (3c)

Cody Davis (fa) (STL)

Jermaine Eluemunor (5) (tr-BAL)

Sony Michel (1b)

Josh Uche (2b)

UNOFFICIAL DEPTH CHART

Unofficial depth chart compiled by Patriots Media Relations

OFFENSE

WR: 15 N'Keal Harry	16 Jakobi Meyers	18 Matthew Slater
LT: 76 Isaiah Wynn	<u>75 Justin Herron</u>	
LG: 62 Joe Thuney	64 Hjalte Froholdt	
C: 60 David Andrews	64 Hjalte Froholdt	66 James Ferentz
RG: 69 Shaq Mason	64 Hjalte Froholdt	
RT: <u>71 Mike Onwenu</u>	74 Korey Cunningham	
TE: 85 Ryan Izzo	<u>86 Devin Asiasi</u>	<u>44 Dalton Keene</u>
WR: 11 Julian Edelman	10 Damiere Byrd	80 Gunner Olszewski
QB: 1 Cam Newton	4 Jarrett Stidham	2 Brian Hoyer
RB: 37 Damien Harris	34 Rex Burkhead	
RB: 28 James White	47 Jakob Johnson (FB)	<u>42 J.J. Taylor</u>

DEFENSE

LE: 50 Chase Winovich	91 Deatrich Wise Jr.	
DT: 93 Lawrence Guy	70 Adam Butler	98 Carl Davis
DT: 99 Byron Cowart	70 Adam Butler	98 Carl Davis
RE: 55 John Simon	95 Derek Rivers	
LB: 90 Shilique Calhoun	<u>58 Anfernee Jennings</u>	
LB: 51 Ja'Whaun Bentley	<u>46 Cassh Maluia</u>	
LB: 52 Brandon Copeland	<u>58 Anfernee Jennings</u>	
RCB: 24 Stephon Gilmore	31 Jonathan Jones	33 Joejuan Williams
LCB: 30 Jason McCourty	27 J.C. Jackson	<u>41 Myles Bryant</u>
S: 21 Adrian Phillips	<u>35 Kyle Dugger</u>	29 Justin Bethel
S: 32 Devin McCourty	25 Terrence Brooks	

SPECIAL TEAMS

K: 6 Nick Folk		
P: 7 Jake Bailey		
H: 7 Jake Bailey		
PR: 80 Gunner Olszewski	10 Damiere Byrd	
KR: 80 Gunner Olszewski	10 Damiere Byrd	<u>42 J.J. Taylor</u>
LS: 49 Joe Cardona		

PRONUNCIATION GUIDE

Devin Asiasi	AH-see-AH-see	Justin Herron	her-RON
Ja'Whaun Bentley	ja-WHAN	Jakob Johnson	YAH-kob
Damiere Byrd	duh-MEER	Cassh Maluia	CASH mahl-uh-WEE-uh
Shilique Calhoun	sha-LEEK cal-HOON	Gunner Olszewski	O-sheh-ski
Joe Cardona	car-DOAN-ah	Mike Onwenu	oh-WHEN-new
Byron Cowart	COW-ert	Jarrett Stidham	STID-um
James Ferentz	FAIR-ins	Joe Thuney	TOO-nee
Hjalte Froholdt	YELL-duh FROH-holdt	Joejuan Williams	joe-WAHN
Stephon Gilmore	steph-AHN	Chase Winovich	WIN-o-vich
Damien Harris	day-MEE-en	Deatrich Wise Jr.	DEE-tritch
N'Keal Harry	nuh-KEEL	Isaiah Wynn	eye-ZAY-ah WIN



2020 TRANSACTIONS

UPDATED: OCTOBER 27, 2020

JANUARY 2020

1/6/2020	Adeboyejo, Quicny	Signed to a future contract
1/6/2020	Hall, Terez	Signed to a future contract
1/6/2020	Melifonwu, Obi	Signed to a future contract
1/6/2020	Pickett, Adarius	Signed to a future contract
1/6/2020	Ross, Devin	Signed to a future contract
1/6/2020	Thurman, Nick	Signed to a future contract
1/6/2020	Toran, Najee	Signed to a future contract
1/7/2020	Bower, Tashawn	Signed to a future contract

FEBRUARY 2020

2/11/2020	Pipkins, Lenzy	Signed
-----------	----------------	--------

MARCH 2020

3/16/2020	Thuney, Joe	Designated Franchise Player
3/18/2020	Harmon, Duron	Traded to Detroit
3/20/2020	Allen, Beau	Signed
3/21/2020	Phillips, Adrian	Signed
3/21/2020	Vitale, Danny	Signed
3/23/2020	Gostkowski, Stephen	Released
3/23/2020	Byrd, Damiere	Signed
3/23/2020	Davis, Cody	Signed
3/24/2020	Calhoun, Shilique	Re-signed
3/25/2020	Copeland, Brandon	Signed
3/25/2020	Hoyer, Brian	Signed

APRIL 2020

4/1/2020	Kessler, Cody	Released
4/16/2020	Eluemunor, Jermaine	Re-signed
4/17/2020	Butler, Adam	Re-signed
4/21/2020	Gronkowski, Rob	Traded to Tampa Bay
4/24/2020	Dugger, Kyle	Drafted
4/24/2020	Uche, Josh	Drafted
4/24/2020	Jennings, Anfernee	Drafted
4/24/2020	Asiasi, Devin	Drafted
4/24/2020	Keene, Dalton	Drafted
4/25/2020	Rohrwasser, Justin	Drafted
4/25/2020	Onwenu, Mike	Drafted
4/25/2020	Herron, Justin	Drafted
4/25/2020	Maluia, Cassh	Drafted
4/25/2020	Woodard, Dustin	Drafted
4/27/2020	Develin, James	Announced his Retirement
4/27/2020	Davis, Keionta	Released
4/27/2020	Melifonwu, Obi	Released
4/28/2020	Lee, Marqise	Signed

MAY 2020

5/5/2020	Berry, Rashod	Signed
5/5/2020	Bryant, Myles	Signed
5/5/2020	Burt, Jake	Signed
5/5/2020	Coe, Nick	Signed
5/5/2020	Harris, Scoota	Signed
5/5/2020	Hastings, Will	Signed
5/5/2020	Lewerke, Brian	Signed
5/5/2020	Murray, Bill	Signed
5/5/2020	Riley, Sean	Signed
5/5/2020	Smith, J'Mar	Signed
5/5/2020	Taylor, J.J.	Signed
5/5/2020	Tezino, Kyahva	Signed
5/5/2020	Thomas, Jeff	Signed
5/5/2020	Wallace Courtney	Signed
5/5/2020	Zuber, Isaiah	Signed
5/7/2020	Uche, Josh	Signed/Draft Choice
5/7/2020	Rohrwasser, Justin	Signed/Draft Choice
5/7/2020	Herron, Justin	Signed/Draft Choice
5/7/2020	Maluia, Cassh	Signed/Draft Choice
5/8/2020	Jennings, Anfernee	Signed/Draft Choice
5/8/2020	Asiasi, Devin	Signed/Draft Choice
5/8/2020	Onwenu, Mike	Signed/Draft Choice
5/8/2020	Woodard, Dustin	Signed/Draft Choice
5/15/2020	Keene, Dalton	Signed/Draft Choice
5/20/2020	Dugger, Kyle	Signed/Draft Choice

JULY 2020

7/8/2020	Newton, Cam	Signed
7/25/2020	Pipkins, Lenzy	Released
7/26/2020	Gant, Malik	Released
7/26/2020	Hastings, Will	Released
7/26/2020	Lewerke, Brian	Released
7/26/2020	Pickett, Sean	Released
7/26/2020	Riley, Sean	Released
7/26/2020	Smith, J'Mar	Released
7/26/2020	Tezino, Kyahva	Released
7/26/2020	Wallace, Courtney	Released
7/26/2020	Zuber, Isaiah	Released
7/28/2020	Hastings, Will	Signed
7/28/2020	Bolden, Brandon	Reserve/Opt-Out
7/28/2020	Cannon, Marcus	Reserve/Opt-Out
7/28/2020	Vitale, Danny	Reserve/Opt-Out
7/29/2020	Chung, Patrick	Reserve/Opt-Out
7/29/2020	Toran, Najee	Reserve/Opt-Out
7/30/2020	Lewerke, Brian	Signed

AUGUST 2020

8/2/2020	Hightower, Dont'a	Reserve/Opt-out
8/2/2020	LaCrosse, Matt	Reserve/Opt-out
8/2/2020	Lee, Marqise	Reserve/Opt-out
8/5/2020	Zuber, Isaiah	Signed

AUGUST 2020 (continued)

8/9/2020	Jackson, Michael	Acquired Via Trade (Detroit)
8/11/2020	Kilgo, Darius	Signed
8/11/2020	King, Brandon	Placed on Reserve/PUP List
8/12/2020	Gauthier, Tyler	Signed
8/13/2020	Miller, Lamar	Signed
8/13/2020	Woodard, Dustin	Placed on Reserve/Retired List
8/13/2020	Coe, Nick	Released
8/15/2020	Adeboyejo, Quincy	Released
8/17/2020	Braden, Ben	Signed
8/17/2020	Butler, Paul	Signed
8/17/2020	Ellis, Alex	Signed
8/22/2020	Quessenberry, Paul	Signed
8/22/2020	Williams, Xavier	Signed
8/22/2020	Ellis, Alex	Released
8/22/2020	Kilgo, Darius	Released
8/24/2020	Barnett, Michael	Signed
8/24/2020	Folk, Nick	Signed
8/28/2020	Hastings, Will	Released
8/29/2020	Baccellia, Andre	Signed

SEPTEMBER 2020

9/3/2020	Sanu Sr., Mohamed	Released
9/3/2020	Barnett, Michael	Released
9/3/2020	Jackson, Michael	Released
9/5/2020	Baccellia, Andre	Released
9/5/2020	Berry, Rashod	Released
9/5/2020	Bower, Tashawn	Released
9/5/2020	Braden, Ben	Released
9/5/2020	Bryant, Myles	Released
9/5/2020	Burt, Jake	Released
9/5/2020	Folk, Nick	Released
9/5/2020	Gauthier, Tyler	Released
9/5/2020	Hall, Terez	Released
9/5/2020	Harris, Scoota	Released
9/5/2020	Lewerke, Brian	Released
9/5/2020	Maluia, Cassh	Released
9/5/2020	Miller, Lamar	Released
9/5/2020	Murray, Bill	Released
9/5/2020	Quessenberry, Paul	Released
9/5/2020	Rohrwasser, Justin	Released
9/5/2020	Ross, D'Angelo	Released
9/5/2020	Ross, Devin	Released
9/5/2020	Taylor, J.J.	Released
9/5/2020	Thomas, Jeff	Released
9/5/2020	Thurman, Nick	Released
9/5/2020	Williams, Xavier	Released
9/5/2020	Zuber, Isaiah	Released
9/6/2020	Berry, Rashod	Signed to the practice squad
9/6/2020	Bower, Rashod	Signed to the practice squad
9/6/2020	Bryant, Myles	Signed to the practice squad
9/6/2020	Burt, Jake	Signed to the practice squad
9/6/2020	Folk, Nick	Signed to the practice squad
9/6/2020	Hall, Terez	Signed to the practice squad
9/6/2020	Maluia, Cassh	Signed to the practice squad
9/6/2020	Murray, Bill	Signed to the practice squad
9/6/2020	Quessenberry, Paul	Signed to the practice squad
9/6/2020	Rohrwasser, Justin	Signed to the practice squad
9/6/2020	Ross, D'Angelo	Signed to the practice squad
9/6/2020	Ross, Devin	Signed to the practice squad
9/6/2020	Taylor, J.J.	Signed to the practice squad
9/6/2020	Thurman, Nick	Signed to the practice squad
9/6/2020	Williams, Xavier	Signed to the practice squad
9/6/2020	Zuber, Isaiah	Signed to the practice squad
9/7/2020	Allen, Beau	Placed on Reserve/Injured
9/7/2020	Harris, Damien	Placed on Reserve/Injured
9/7/2020	Maluia, Cassh	Signed from the practice squad
9/7/2020	Taylor, J.J.	Signed from the practice squad
9/8/2020	Kinsey, Mason	Signed to the practice squad
9/8/2020	Wilkinson, Kristian	Signed to the practice squad
9/9/2020	Quessenberry, Paul	Released from the practice squad
9/9/2020	Levin, Corey	Signed to the practice squad
9/10/2020	Cajuste, Yodny	Placed on Reserve/Injured
9/11/2020	Levin, Corey	Released from the practice squad
9/12/2020	Folk, Nick	Elevated from the practice squad
9/12/2020	Williams, Xavier	Elevated from the practice squad
9/12/2020	Olsewski, Gunner	Placed on Reserve/Injured
9/12/2020	Bennoch, Caleb	Signed to the practice squad
9/14/2020	Folk, Nick	Reverts back to the practice squad
9/14/2020	Williams, Xavier	Reverts back to the practice squad
9/16/2020	Bryant, Myles	Signed from the practice squad
9/16/2020	Folk, Nick	Signed from the practice squad
9/16/2020	Dolegala, Jake	Signed to the practice squad
9/16/2020	Ferentz, James	Signed to the practice squad
9/19/2020	Thurman, Nick	Elevated from the practice squad
9/21/2020	Thurman, Nick	Reverts back to the practice squad
9/26/2020	Ferentz, James	Signed from the practice squad
9/26/2020	Thurman, Nick	Elevated from the practice squad
9/26/2020	Zuber, Isaiah	Elevated from the practice squad
9/26/2020	Andrews, David	Placed on Reserve/Injured
9/26/2020	Uche, Josh	Placed on Reserve/Injured
9/28/2020	Thurman, Nick	Reverts back to the practice squad
9/28/2020	Zuber, Isaiah	Reverts back to the practice squad
9/28/2020	Jackson Sr., Michael	Signed to the practice squad

OCTOBER 2020

10/1/2020	Roos, Jordan	Signed to the practice squad
10/1/2020	Kinsey, Mason	Released from the practice squad
10/2/2020	Pinckney, Michael	Signed to the practice squad
10/2/2020	Williams, Xavier	Released from the practice squad



2020 TRANSACTIONS

OCTOBER 2020 (continued)

10/5/2020	Harris, Damien	Activated to the 53-man roster
10/5/2020	Olszewski, Gunner	Activated to the 53-man roster
10/5/2020	Zuber, Isaiah	Elevated to the 53-man roster
10/5/2020	Davis, Cody	Placed on Reserve/Injured
10/5/2020	Michel, Sony	Placed on Reserve/Injured
10/6/2020	Zuber, Isaiah	Reverted back to the practice squad
10/8/2020	Quessenberry, Paul	Signed to the practice squad
10/14/2020	Davis, Carl	Signed off the Jaguars practice squad
10/15/2020	Quessenberry, Paul	Released from the practice squad
10/17/2020	Benenoch, Caleb	Elevated to the 53-man roster
10/17/2020	Berry, Rashod	Elevated to the 53-man roster
10/17/2020	Thurman, Nick	Elevated to the 53-man roster
10/17/2020	Zuber, Isaiah	Elevated to the 53-man roster
10/29/2020	Benenoch, Caleb	Reverted back to the practice squad
10/19/2020	Berry, Rashod	Reverted back to the practice squad
10/19/2020	Thurman, Nick	Reverted back to the practice squad
10/19/2020	Zuber, Isaiah	Reverted back to the practice squad
10/19/2020	Kinsey, Mason	Signed to the practice squad
10/19/2020	Ross, Devin	Released from the practice squad
10/21/2020	Eluemunor, Jermaine	Placed on Reserve/Injured
10/24/2020	Andrews, David	Activated to the 53-man roster
10/24/2020	Bower, Tashawn	Elevated to the 53-man roster
10/24/2020	Thurman, Nick	Elevated to the 53-man roster
10/25/2020	Bower, Tashawn	Reverted back to the practice squad
10/25/2020	Thurman, Nick	Reverted back to the practice squad



PATRIOTS AT BUFFALO BILLS

SERIES HISTORY

New England and Buffalo will meet for the first of two games in 2020. The Patriots will host Buffalo in a Monday Night Football Game on Dec. 28, 2020. Last season, the Patriots earned their 27th series sweep of Buffalo with a 16-10 win at Buffalo and a 24-17 home win over the Bills. It marked the Patriots' third straight season with a series sweep. The Patriots have 15 series sweeps under Bill Belichick. The 2020 season is the fourth straight season that the Patriots will play the first of the two meetings in Buffalo.

This will be the 121st meeting between the two teams. New England holds a 76-43-1 edge in the series and have won 35 of the last 40 games between the clubs, dating back to 2000.

The series between the AFC East rivals began in 1960. The Patriots 76 wins over the Bills are their highest victory total over any opponent, nine higher than their next highest win total against the New York Jets (67).

After seven straight series sweeps and 15 consecutive Patriots wins from 2003-10, Buffalo ended the streak with a 34-31 victory at Ralph Wilson Stadium in the first meeting between the teams in 2011. The 15-game win streak is tied for the fourth-longest winning streak over a single opponent in NFL history. The Patriots avenged that loss in the 2011 regular-season finale by overcoming a 21-0 first-quarter deficit and scoring 49 unanswered points en route to a 49-21 victory.

The teams have had many memorable matchups over the years, including a span from 1999 to 2001 where four-of-five contests were decided in overtime.

The Patriots first-ever playoff game was a 26-8 win over the Bills at Buffalo on Dec. 28, 1963.

SERIES BREAKDOWN

Home Record.....	39-21
Record in Foxborough	33-16
Foxboro Stadium	17-14
Gillette Stadium.....	16-2
Record in Boston	6-5
Road Record	37-22-1
War Memorial Stadium.....	7-6-1
Ralph Wilson/Rich Stadium/New Era.....	30-16
Largest Margin of Victory.....	46 points (2007)
Largest Margin of Defeat	35 points (1970)
Longest Win Streak.....	15 games (2003-2010)
Bill Belichick vs. Buffalo.....	35-7 (35-5 with NE)
Sean McDermott vs. New England.....	0-6

QUICK HITS

- The Patriots have recorded 76 wins over the Bills, the most by the Patriots against any one opponent. The Jets are second with 67 wins.
- The Buffalo Bills snapped a streak of 13 straight home wins by the Patriots over Buffalo, including 12 straight wins by the Patriots at Gillette Stadium, with their 17-9 win in the 2014 regular-season finale on Dec. 28, 2014.
- Bill Belichick has a 94-31 (.752) all-time regular-season record against the AFC East as head coach of the Patriots.

STREAKING SUCCESS

The Patriots won 15 straight games against the Buffalo Bills from 2003 through 2010, tied for the fourth-longest winning streak over a single opponent in NFL history.

LONGEST WIN STREAKS OVER A SINGLE OPPONENT

Winner	Opponent	Consecutive Wins
Miami	Buffalo	20
San Francisco	L.A./St. Louis Rams	17
Washington	Detroit	16
New England	Buffalo	15
Green Bay	Chicago Cardinals	15

TALE OF THE TAPE

2020 Regular Season	New England	Buffalo
Record	2-4	5-2
Divisional Standings	3rd	1st
Total Yards Gained	2,113	2,637
Total Offense (Rank)	352.2 (24)	376.7 (13)
Rush Offense	155.0 (4)	97.0 (29)
Pass Offense	197.2 (28)	279.7 (6)
Points Per Game	19.1 (29)	24.9 (20)
Total Yards Allowed	2,162	2,515
Total Defense (Rank)	360.3 (17)	359.3 (15)
Rush Defense	132.2 (27)	126.7 (21)
Pass Defense	228.2 (11)	232.6 (15)
Points Allowed/Game	23.8 (12)	25.4 (15)
Possession Avg.	29:48	30:47
Sacks Allowed/Yards Lost	13/78	12/82
Sacks Made/Yards	9/73	17/87
Total Touchdowns Scored	13	20
Penalties Against/Yards	15/169	48/471
Punts/Avg.	15/47.9	16/44.0
Turnover Differential	-2 (22T)	-1 (20T)



PATRIOTS AT BUFFALO BILLS

2019 FIRST MEETING: NEW ENGLAND 16, BUFFALO 10

SEPTEMBER 29, 2019 • NEW ERA FIELD

	1	2	3	4	Final
New England Patriots	13	0	3	0	16
Buffalo Bills	0	3	7	0	10

SCORING SUMMARY

First Quarter:

NE: B.Bolden 4 yd. run (kick failed, wr) (7-50, 2:57)

NE: M.Slater 11 yd. return of blocked punt (S.Gostkowski kick)

Second Quarter

BUF: S.Hauschka 46 yd. Field goal (6-52, 2:13)

Third Quarter

BUF: J.Allen 1 yd. run (S.Hauschka kick) (9-75, 4:23)

NE: S.Gostkowski 23 yd. Field Goal (7-38, 2:59)

TEAM STATISTICS

	NE	BUF
First Downs	11	23
Rushes-Yds (Net)	23-74	22-135
Passing Yds (Net)	150	240
Passes Comp-Att-Int	39-18-1	44-22-4
Total Offense Plays-Yds	62-224	71-375
Fumble Returns-Yards	0-0	0-0
Punt Returns-Yards	0-0	6-46
Kickoff Returns-Yards	2-43	2-71
Interception Returns-Yards	4-50	1-0
Punts (Number-Avg)	9-48.1	6-30.0
Fumbles-Lost	1-0	2-0
Penalties-Yards	8-58	8-76
Possession Time	27:20	32:40
Third-Down Conversions	5-18	2-13
Fourth-Down Conversions	0-0	1-2
Red-Zone Scores-Chances	1-3	1-2
Sacks By: Number-Yards	5-40	0-0

Attendance: 70,317

RUSHING: NE - S.Michel 17-63, P.Dorsett 1-9, B.Bolden 1-4, J.White 1-1, T.Brady (3-(-3)). BUF - F.Gore 17-109, J.Allen 5-26.

PASSING: NE - T.Brady 39-18-150 0 TD/1 INT. BUF - J.Allen 28-13-153 0 TD/3 INT., M.Barkley 16-9-127 0 TD/1 INT.

RECEIVING: NE - J.White 8-57, J.Edelman 4-30, J.Gordon 3-46, P.Dorsett 2-10. BUF - C.Beasley 7-75, J.Brown 5-69, Y.Yeldon 4-68, D.Knox 3-58, Z.Jones 2-4, A.Roberts 1-6.

2019 SECOND MEETING: NEW ENGLAND 24, BUFFALO 17

DECEMBER 21, 2019 • GILLETTE STADIUM

	1	2	3	4	Final
Buffalo Bills	3	7	7	0	17
New England Patriots	7	3	3	11	24

SCORING SUMMARY

First Quarter:

BUF: S.Hauschka 35 yd. Field Goal (7-14, 3:15)

NE: M.LaCrosse 8 yd. pass from T.Brady (N.Folk kick) (11-75, 7:26)

Second Quarter

NE: N.Folk 36 yd. Field Goal (17-81, 8:58)

BUF: D.Dawkins 1 yd. pass from J.Allen (S.Hauschka kick) (6-59, 0:32)

Third Quarter

NE: N.Folk 51 yd. Field Goal (7-44, 3:16)

BUF: J.Brown 53 yd. pass from J.Allen (S.Hauschka kick) (5-64, 2:29)

Fourth Quarter

NE: N.Folk 20 yd. Field Goal (11-77, 6:40)

NE: R.Burkhead 1 yd. run (T.Brady-J.Edelman pass) (7-59, 3:55)

TEAM STATISTICS

	BUF	NE
First Downs	14	23
Rushes-Yds (Net)	23-92	35-143
Passing Yds (Net)	176	271
Passes Comp-Att-Int	26-13-0	33-26-0
Total Offense Plays-Yds	53-268	68-414
Fumble Returns-Yards	1-31	0-0
Punt Returns-Yards	1-17	3-17
Kickoff Returns-Yards	2-57	3-75
Interception Returns-Yards	0-0	0-0
Punts (Number-Avg)	6-44.3	2-46.5
Fumbles-Lost	0-0	1-1
Penalties-Yards	7-46	3-30
Possession Time	21:08	38:52
Third-Down Conversions	2-11	7-14
Fourth-Down Conversions	1-2	1-2
Red-Zone Scores-Chances	1-3	2-4
Sacks By: Number-Yards	0-0	4-32

Attendance: 65,878

RUSHING: BUF - D.Singletary 15-46, J.Allen 7-43, J.Brown 1-3. NE - S.Michel 21-96, R.Burkhead 5-20, N.Harry 2-18, J.White 3-5, T.Brady 4-4.

PASSING: BUF - J.Allen 26-13-208 2 TD/0 INT. NE - T.Brady 33-26-271 1 TD/0 INT.

RECEIVING: BUF - C.Beasley 7-108, I.McKenzie 2-11, J.Brown 1-53, D.Knox 1-33, D.Singletary 1-2, D.Dawkins 1-1. NE - J.Edelman 5-72, R.Burkhead 4-77, J.White 4-24, J.Meyers 3-25, M.Sanu 3-24, B.Watson 3-15, N.Harry 2-21, M.Lacosse 1-8, S.Michel 1-5.



PATRIOTS AT BUFFALO BILLS

CONNECTIONS

FORMER COLLEGE TEAMATES



NE C David Andrews – (2012-15)
NE OL Isaiah Wynn – (2014-17)
BUF QB Jake Fromm – (2017-19)
BUF WR Isaiah McKenzie – (2014-16)



NE C James Ferentz – (2008-12)
NE DL Carl Davis – (2010-14)
BUF S Micah Hyde – (2009-12)



NE TE Coach Nick Caley – (2009-11)
BUF LB A.J. Klein – (2009-12)



NE WR Julian Edelman – (2006-08)
BUF Safeties' Coach Bobby Babich – (GA 2006)



NE DB JC Jackson – (2014-17)
NE DT Byron Cowart – (2015-18)
BUF WR Stefon Diggs – (2012-14)
BUF DL Quinton Jefferson – (2012-15)



QBC Jedd Fisch – (OC/QBC 2009)
BUF DBC John Butler – (STC/LBC 2007-10)



NE OLBs coach Steve Belichick – (Walk on 2011)
BUF TE Tyler Kroft – (2011-14)



NE CB Stephon Gilmore – (2009-11)
BUF DBC John Butler – (STC/LBC 2011)



NE P Jake Bailey – (2015-18)
BUF DT Harrison Phillips – (2014-17)



NE TE Dalton Keene – (2017-19)
BUF LB Tremaine Edmunds – (2016-18)



NE LB Cassh Maluia – (2016-19)
BUF QB Josh Allen – (2015-17)

FORMER PATRIOTS

OC Brian Daboll – Defensive Coaching Assistant (2000-01), Wide Receivers Coach (2002-06), Offensive Assistant (2013), Tight Ends Coach (2014-16).
- Won Super Bowl XXXVI, XXXVIII, XXXIX, XLIX and LI with the Patriots.

FORMER BILLS

DB Stephon Gilmore – (2012-16)

BILLS TIES TO NEW ENGLAND

LB Tyler Matakovich – Hometown: East Haven, CT

LB Matt Milano – College: Boston College (2013-16)

LBC John Butler – Coaching: Harvard (Special Teams/LBC 2003-06)

Ast. DLC Jacques Cesaire – Hometown: Gardner, MA
High School: Gardner High
College: Southern Connecticut State

HS&C Eric Ciano – Hometown: Springfield, MA

DC/Ast. HC Leslie Frazier – Coaching: HC Trinity College (1988-96)

Nickle Jim Salgado – Coaching: Special Teams Western Connecticut (1994-96)
Coaching: Ast. Linebackers Coach Boston University (1996-97)
Coaching: Secondary Northeastern (2000-02)

Ast. STC Matthew Smiley – Coaching: Special Teams Dartmouth (2005-06)

FORMER NFL TEAMMATES



DB Justin Bethel - (2012-17)
WR Damiere Byrd - (2019)
OL Korey Cunningham - (2018)
QB Brian Hoyer - (2012)



WR Andre Roberts - (2010-13)
WR John Brown - (2014-17)

WR Damiere Byrd - (2016-18)
QB Cam Newton - (2011-19)



DE Mario Addison - (2012-19)
DT Vernon Butler - (2016-19)
LB A.J. Klein - (2013-16)
S Dean Marlowe - (2015-16)
CB Josh Norman - (2012-15)
OL Daryl Williams - (2015-19)
GM Brandon Bean - (Many roles 1998-16)
HC Sean McDermott - (DC 2011-16)
DBC Bobby Babich - (Admin Ast./Ast. DBC 2011-12)
QBC Ken Dorsey - (Scout 2011-12, QBC 13-17)
STC Heath Farwell - (Ast. ST 2018)
DLC Shea Tierney - (DLC/DC 2011-19)
Ast. to the HC Matt Worswick - (Ops 2014-17)
Ast. OLC Ryan Wendell (C 2016)

QB Brian Hoyer - (2016)



QB Matt Barkley - (2016)

LB Brandon Copeland - (2015-16)



WR Andre Roberts - (2016)

OL Beau Allen - (2014-17)



QB Matt Barkley - (2013-14)

DL Lawrence Guy - (2014-16)
DB Terrence Brooks - (2014-15)



WR John Brown - (2018)
DQC John Egorugwu - (D Staff Ast. 2015-16)

RB Rex Burkhead - (2013-2016)
DL Carl Davis - (2018)



TE Tyler Kroft - (2015-18)

QB Brian Hoyer - (2013-14)



S Jordan Poyer - (2013-16)
DBC Bobby Babich - (Ast. DBC 2013-15)

QB Brian Hoyer - (2015)
LB John Simon - (2014-16)



DBC John Butler - (2014-17)

DL Lawrence Guy - (2012-13)



DE Mario Addison - (2011) (2012)
DE Jerry Hughes - (2010-12)

LB Shilique Calhoun - (2016-18)



RB Taiwan Jones - (2011-16)
TE Lee Smith - (2015-18)
OLC Bobby Johnson - (TEC 2015-17)

LB Ben Braden - (2018-19)
DB Terrence Brooks - (2017-18)
LB Brandon Copeland - (2018-19)
K Nick Folk - (2010-16)
WRC Mick Lombardi (Ast. QBC 2017-2018)



WR Andre Roberts - (2018)
G Brian Winters - (2013-19)

DB Jason McCourty - (2009-16)



G Quinton Spain - (2015-18)

PATRIOTS TIES TO BUFFALO/UPSTATE NY

RBC Ivan Fears – Coaching: Syracuse (WRC 1980-90)

WORTH NOTING

Bill's Assistant OL Coach Ryan Wendell signed with New England as an undrafted free agent in 2008 out of Fresno State. He spent the '08 season on the practice squad before being promoted to the 53-man roster in December 2009. He appeared in 79 games from 2009 to 2015 and won Super Bowl XLIX with the Patriots.

PATRIOTS *WHAT TO LOOK FOR THIS WEEK*

IF THE PATRIOTS WIN...

- New England will win their 131st road win since 1994, most in the NFL over that span.
- The Patriots will improve their intra-division record to 93-25, the best intra-division record in the NFL since 2001.
- And a player eclipses 100 yards rushing, the team will improve to 53-2 since the 2000 regular season when a player rushes for at least 100 yards.
- And the team does not commit a turnover, New England will win its 70th game since 2008 without committing a turnover. The Patriots enter Week 8 with a 69-9 record in zero turnover games since 2008.

WHAT TO LOOK FOR...

- The Patriots have been called for an NFL-low 15 total penalties. The fewest penalties the Patriots have ever had in a 16-game season was 57 in 2008. Since 2000, the fewest penalties in a season is 55 by the 2012 Atlanta Falcons. The 2020 Patriots are on pace for 40 total penalties.
- New England enters the Week 8 matchup against Buffalo with seven consecutive wins over the Bills and eight straight on the road. The Patriots last loss to the Bills came in a 16-0 loss at Gillette Stadium on Oct. 2, 2016. New England's last loss in Buffalo was a 34-31 defeat on Sept. 25, 2011.

NFL'S TOP DIVISIONAL RECORDS SINCE 2001

Team	W	L	T	Pct.
New England	92	25	0	.786
Pittsburgh	83	35	1	.702
Green Bay	80	36	2	.686
Indianapolis	79	38	0	.675

FEWEST PENALTIES IN A 16-GAME SEASON

Season	Team	Penalties
2012	Atlanta Falcons	55
2008	New England Patriots	57
2010	Atlanta Falcons	58
2007	Seattle Seahawks	59
1992	New Orleans Saints	60

HEAD COACH BILL BELICHICK

WHAT TO LOOK FOR...

- Belichick enters this week third all-time with 275 career regular-season wins, behind George Halas (318) and Don Shula (328).
- Belichick's 306 career victories as a heads coach (including postseason) are third-most all-time behind George Halas (324) and Don Shula (347).



WR JULIAN EDELMAN

WHAT TO LOOK FOR...

- Edelman enters this game with 620 career regular-season receptions, second-most in team history behind Wes Welker's 672.
- With one touchdown catch, Edelman will tie Welker with his 37th career touchdown reception, good for sixth-most in team history.
- Edelman has 41 career touchdowns overall, good for 11th in franchise history. Gino Cappelletti, Irving Fryar and Larry Garron are tied for eighth with 42 career touchdowns.
- Entering this week's game, Edelman has accrued 9,869 career all-purpose yards in the regular season (6,822 receiving, 1,986 punt return, 626 kickoff return, 413 rushing and 22 kickoff fumble return), leaving him 131 yards shy of becoming the fourth player in team history to amass 10,000 career all-purpose yards. Edelman would join Kevin Faulk (12,339), Stanley Morgan (11,468) and Troy Brown (11,106) as the only Patriots to reach the plateau.
- The Patriots are 22-3 (postseason included) when Julian Edelman catches a touchdown pass.

MOST RECEPTIONS IN PATRIOTS HISTORY (REGULAR SEASON)

Player	Receptions
Wes Welker	672
Julian Edelman	620
Troy Brown	557
Stanley Morgan	534
Rob Gronkowski	521

MOST TD RECEPTIONS IN PATRIOTS HISTORY (REGULAR SEASON)

Player	TD Receptions
Rob Gronkowski	79
Stanley Morgan	67
Ben Coates	50
Randy Moss	50
Gino Cappelletti	42
Jim Colclough	39
Irving Fryar	38
Wes Welker	37
Julian Edelman	36



PATRIOTS WHAT TO LOOK FOR THIS WEEK

QB CAM NEWTON

WHAT TO LOOK FOR...

- Cam Newton has scored five rushing touchdowns in 2020, on pace for 13 for the season. That mark would break the Patriots record for a QB, which was 12 by Steve Grogan in 1976.
- Newton has two multi-rush TD games so far this season and is one multi-rush TD performance short of matching his own (and others listed below) for most in a single season
- Newton has 50 rushing attempts so far in 2020, on pace for 133 for the season. The NFL record for most rushing attempts by an NFL quarterback in a single season is 176 in 2019 by Lamar Jackson. Cam Newton's single-season career-high was 139 rushing attempts in 2017. Steve Grogan had the most attempts by a Patriots QB in 1978 with 81.
- Newton has the most rushing first downs by quarterback in NFL history with 381 and has 22 through Week 7 in 2020. He is second in 2020 among QBs behind the 28 by Arizona's Kyle Murray.

MOST RUSH TDS BY A QB IN A SEASON

Player	Team	Season	Rush TDs
Cam Newton	Carolina	2011	14
Steve Grogan	New England	1976	12
Kordell Stewart	Pittsburgh	1997	11
Tobin Rote	Green Bay	1956	11
Johnny Lujack	Chicago	1950	11

MOST RUSH ATTEMPTS BY A QB IN A SEASON

Player	Team	Season	Rush Attempts
Lamar Jackson	Baltimore	2019	176
Lamar Jackson	Baltimore	2018	147
Bobby Douglas	Chicago	1972	141
Cam Newton	Carolina	2017	139

MOST MULTI-RUSH TD GAMES BY A QB IN A SEASON

Player	Team	Season	Multi-TD Games
Cam Newton	Carolina	2011	3
Steve McNair	Tennessee	1997	3
Kordell Stewart	Pittsburgh	1997	3
Steve Grogan	New England	1976	3
Johnny Lujack	Chicago	1950	3



RB JAMES WHITE

WHAT TO LOOK FOR...

- White has 24 touchdown receptions in 82 career regular-season games. Brian Westbrook currently holds the record for the fastest running back to reach the 25-TD reception mark, achieving the feat in 87 regular-season games.
- White needs two receiving touchdowns to tie Larry Garron (26) for the most in franchise history by a running back.
- White currently sits ninth on the Patriots all-time receptions list with 339. Irving Fryar holds the eighth spot with 363 regular-season receptions as a Patriot.
- White enters this week with 2,945 career regular-season receiving yards and needs 55 more yards to join Kevin Faulk (3,701) as the only other Patriots RB with 3,000 career receiving yards in the regular season.
- Since White became a regular contributor on offense in 2015, he has more receptions (334), receiving yards (2,922) and receiving touchdowns (24) than any other running back in the NFL.

FEWEST GAMES TO REACH 25 RECEIVING TOUCHDOWNS AMONG NFL RUNNING BACKS

Player	Games
Brian Westbrook	87
Darren Sproles	107
Marshall Faulk	114
Eric Metcalf	116
James Brooks	126

MOST RECEIVING TOUCHDOWNS BY A PATRIOTS RB

Player	Rec. TDs
Larry Garron	26
James White	24
Kevin Faulk	15
Tony Collins	12



ADDITIONAL NOTES

WHAT TO LOOK FOR...

DB DEVIN MCCOURTY

- With his next interception, Devin McCourty (28) will tie Ron Hall, Roland James and Fred Marion for third all-time in Patriots history with 29 career interceptions.
- If McCourty returns another interception for a touchdown this season, he will tie the team record with two pick-sixes in a single year. The feat has been accomplished nine times.



LAST GAME PATRIOTS VS. 49ERS

49ERS 33, PATRIOTS 6

OCTOBER 25, 2020 • GILLETTE STADIUM

	1	2	3	4	Final
San Francisco 49ers	7	16	7	3	33
New England Patriots	0	3	3	0	6

TEAM NOTES

- Cam Newton becomes 48th NFL player to reach 30,000 passing yards.
- Newton becomes first NFL player with 30,000 passing yards and 5,000 rushing yards.
- 2020 sixth-round draft pick Mike Onwenu starts sixth game; first at right tackle.

MISTAKE-FREE FOOTBALL

The Patriots had three penalties against the 49ers and now have an NFL-low of 15 total penalties. The fewest penalties the Patriots have ever had in a 16-game season was 57 in 2008. Since 2000, the fewest penalties in a season is 55 by the 2012 Atlanta Falcons. The 2020 Patriots are on pace for 40 total penalties.

FEWEST PENALTIES IN A 16-GAME SEASON

Season	Team	Penalties
2012	Atlanta Falcons	55
2008	New England Patriots	57
2010	Atlanta Falcons	58
2007	Seattle Seahawks	59
1992	New Orleans Saints	60

INDIVIDUAL NOTES

NEWTON REACHES 30K CAREER PASSING YARDS

Cam Newton entered the game with 29,912 career regular-season passing yards and needed 88 yards to become the 48th quarterback in NFL history to reach the 30,000-yard passing plateau. He reached the milestone on an 11-yard pass to WR Jakobi Meyers in the third quarter. He now has 30,010 career passing yards.

FIRST NFL QB TO REACH DISTINCT MILESTONE

Newton is the first NFL player with 30,000 passing yards and 5,000 rushing yards. He became the second NFL quarterback to reach 5,000 rushing yards against Denver.

MOST RUSHING YARDS BY A QB IN NFL HISTORY

Player	Rushing Yards
Michael Vick	6,109
Cam Newton	5,031
Randall Cunningham	4,928

NEWTON ON HIGH RUSHING PACE

Newton has 50 rushing attempts so far in 2020, on pace for 133. The NFL record for most rushing attempts by an NFL quarterback is 176 in 2019 by Lamar Jackson. Cam Newton's single-season career-high was 139 in 2017. The most rushing attempts in a season by a Patriots quarterback is Steve Grogan with 81 rushing attempts in 1978.

MOST RUSH ATTEMPTS BY A QB IN A SEASON

Player	Team	Season	Rush Attempts
Lamar Jackson	Baltimore	2019	176
Lamar Jackson	Baltimore	2018	147
Bobby Douglas	Chicago	1972	141
Cam Newton	Carolina	2017	139

SACK-GUY

DL Lawrence Guy registered his first sack of the season when he dropped QB Jimmy Garoppolo for a 7-yard loss in the first quarter.

MCCOURTY MATCHES HAYNES ON PICK LIST

Devin McCourty had a first-quarter interception and now has 28 career interceptions to tie Mike Haynes for sixth place on the Patriots all-time list.

ANDREWS RETURNS TO THE CENTER OF ACTION

Team captain David Andrews returned to action against the 49ers after missing three games on injured reserve.

MASON MAKES HIS RETURN

Shaq Mason returned to the starting lineup at right guard after missing the last two games.

COWART BACK ON THE FIELD

DL Byron Cowart returned to action and the starting lineup after missing one game.

BOWER DEBUTS FOR NEW ENGLAND

DL Tashawn Bower was elevated from the practice squad the day before the game and saw action in his first game for the Patriots. It was his eighth NFL game after playing in seven games for Minnesota (2017-18).

KEENE SEES FIRST NFL ACTION

2020 third-round draft pick TE Dalton Keene made his NFL debut after being inactive for the first five games. He played on special teams and saw limited action on offense. He caught an 8-yard pass from Cam Newton in the third quarter for this first NFL reception.

WISE MAKES FIRST START OF THE SEASON

DL Deatrich Wise Jr. made his first start of the 2020 season, the 12th start of his career and his first since Dec. 8, 2019, vs. Kansas City.

ANOTHER FIRST FOR ONWENU

2020 sixth-round draft pick OL Mike Onwenu made his sixth straight start and his first at right tackle. He started two games as a tight end in a tackle eligible formation, one game at left guard and two games at right guard. He moved to left guard in the third quarter when Joe Thuney left with an injury with Justin Herron moving to right tackle. Onwenu moved back to right tackle when Herron left with an injury.

FROHOLDT SEES ACTION AT GUARD

After seeing his first offensive action at right guard last week vs. Denver, Hjalte Froholdt saw his first action at left guard late in the game due to injuries along the offensive line.



PATRIOTS PROJECTED CONTRIBUTORS: OFFENSE

QB 1



CAM NEWTON | 6-5 | 245 | AUBURN

- Played nine seasons with the Carolina Panthers after joining the team as the No. 1 overall pick in the draft 2011 draft. Signed with New England on July 8.
- League MVP in 2015 and a three-time Pro Bowl selection.
- Is the first NFL player with 30,000 passing yards and 5,000 rushing yards.

RB 28



JAMES WHITE | 5-10 | 205 | WISCONSIN

- Holds three Super Bowl single-game records for receptions (14), points (20) and TDs (three).
- Currently has the most receptions (334), receiving yards (2,922) and receiving touchdowns (24) by a running back since 2015.
- Elected captain by his teammates for the past three seasons.

WR 11



JULIAN EDELMAN | 5-10 | 198 | KENT STATE

- Converted college quarterback drafted by New England in the seventh round of the 2009 draft.
- Super Bowl LIII MVP.
- Currently second all-time in team receptions with 620 behind the 672 by Wes Welker.


RB 34



REX BURKHEAD | 5-10 | 215 | NEBRASKA

- Signed as an unrestricted free agent in 2017 from Cincinnati.
- Played 13 games last season and averaged 4.6 yards per carry.
- Scored the game-winning overtime touchdown against Kansas City in the 2018 AFC Championship Game.

TE 85



RYAN IZZO | 6-5 | 255 | FLORIDA STATE

- Played in six NFL games with four starts in 2019, including starting in his first career game after missing his entire rookie season due to injury.
- Caught first career touchdown pass at Washington in a 33-7 win in 2019.


C 60



DAVID ANDREWS | 6-3 | 300 | GEORGIA

- Signed as a rookie free agent in 2015 and has played in 63 games over his six seasons.
- Has been named team captain four times (2017- 20). Was named to the Patriots All-Decade 2010s team at center.

G 62



JOE THUNEY | 6-5 | 308 | N.C. STATE

- First player in NFL history to start in the Super bowl in each of his first three seasons.
- Has played the second most offensive snaps in the NFL since entering the league in 2016 with 4,858, behind Philadelphia's Jason Kelce (4,877).

G 69



SHAQ MASON | 6-1 | 310 | GEORGIA TECH

- Full name is Shaquille Olajuwon Mason after Shaquille O'Neal and Hakeem Olajuwon.
- Was named to the Patriots All-Decade 2010s team at guard.

T 76



ISSIAH WYNN | 6-2 | 310 | GEORGIA

- Drafted 23rd overall in 2019 but missed his rookie season due to injury.
- Played in eight games last season after spending time on IR. Started all eight games at left tackle.
- College roommates with Sonny Michel at Georgia.

N'KEAL HARRY | 6-4 | 225

WR 15



- Started 2019 rookie season on IR. Played seven games and caught first career touchdown in a 13-9 win vs. Dallas (11/24).
- Became the first receiver the Patriots have selected in the first round since Terry Glenn in 1996.
- Left Arizona State sitting third in program history in both career receptions and career receiving yards.

DAMIEN HARRIS | 5-11 | 213

RB 37



- After playing sparingly as a third-round rookie in 2019, Harris's role has increased in 2020.
- Produced his first 100-yard rushing game at Kansas City (10/5), picking up 100 yards on 17 carries.
- Played youth football on the same team as QB Jarrett Stidham for a season in 2003. The duo also competed against one another in college and were both drafted by New England in 2019.



PATRIOTS PROJECTED CONTRIBUTORS: DEFENSE

DL 99



BYRON COWART | 6-3 | 300 | MARYLAND

- Drafted by New England in the fifth round (159th overall) of the 2019 NFL Draft out of Maryland
- Played sparingly in five games as a rookie last year and posted two tackles.
- Has moved into a prominent role in 2020 and made his first career start in the season-opener vs. Miami.

DL 93



LAWRENCE GUY | 6-4 | 315 | ARIZONA STATE

- Started all 16 games for the Patriots last year and compiled a career high 61 tackles.
- Nine-year NFL veteran with stints with the Packers, Colts, Chargers and Ravens.
- He was named to the Patriots All-Decade Team for the 2010s.


LB 90



SHILIQUE CALHOUN | 6-4 | 260 | MICHIGAN STATE

- Played in 15 games last season, starting once and forced his first career fumble vs. Kansas City on Dec. 8.
- Forced two fumbles against the Raiders (9/27), including one that was recovered in the end zone for a touchdown.


DE 55



JOHN SIMON | 6-2 | 260 | OHIO STATE

- Appeared in all 16 games last year, finishing with 43 tackles, an interception and one forced fumble.
- Was named Big-10 Defensive Player of the Year in 2012 after his senior season at Ohio State.

LB 51



JA'WHAUN BENTLEY | 6-2 | 255 | PURDUE

- Showed promise as a fifth-round pick in his rookie season before getting injured.
- Played in all 16 games in his second year, starting twice and finished with 39 tackles.
- He was the first three-time captain at Purdue. Named Patriots captain in 2020.

LB 52



BRANDON COPELAND | 6-3 | 255 | PENN

- Signed as an unrestricted free agent from the New York Jets in March. Has spent time on the practice squad with Baltimore and Tennessee before playing with Detroit and the Jets.
- Teaches a financial literacy seminar called "Life 101" at Penn in the offseason.


CB 24



STEPHON GILMORE | 6-1 | 202 | SOUTH CAROLINA

- Has been selected to two consecutive Pro Bowls.
- Was named AP Defensive Player of the Year last season, the first defensive back to win the award since Troy Polamalu in 2010 and the first corner back since Charles Woodson in 2009.
- His 20 passes defended in 2019 were the most in the league and rank sixth all time in team history. Ty Law has the most with 27 in the 1998 season.

CB 30



JASON MCCOURTY | 5-11 | 195 | RUTGERS

- Appeared in 12 games with 10 starts in 2019 and had 39 total tackles and one interception.
- He and his brother Devin are just the third set of twins to play on the same NFL team together.
- Jason and Devin are enshrined in the Rutgers Hall of Distinguished Alumni.

S 21



ADRIAN PHILLIPS | 5-11 | 210 | TEXAS

- Seven-year veteran signed with New England this past offseason after six seasons with the Chargers. Originally entered the NFL as a rookie free agent and started his pro career on the Chargers practice squad.
- Earned Pro Bowl and AP All-Pro First Team accolades as a special teamer in 2018.

S 32



DEVIN MCCOURTY | 5-10 | 195 | RUTGERS

- Named captain every year since 2011.
- Was named to the Patriots 2010s All-Decade Team as a safety.
- Was named AFC Defensive Player of the Month for September in 2019.

DEATRICH WISE JR. | 6-5 | 275

DL 91



- Played in 14 games with three starts last season and was part of the number one defense.
- Finished with 26 total tackles in 2019.
- Scored his first touchdown against the Raiders (9/27) after helping force a fumble on a sack at the goal line.

JONATHAN JONES | 5-10 | 190

CB 31



- Emerged as a key reserve in 2017, notching a career-high eight passes defended.
- Played in 15 games last year, starting 9 and matched a career high in tackles with 50.
- Originally signed as a rookie free agent in 2016.

J.C. JACKSON | 6-1 | 198

CB 27



- Signed as a rookie free agent in May of 2018.
- Played in all 16 games last year, starting the final six.
- Had a career high five interceptions and 36 tackles.
- Blocked a punt against Buffalo that lead to a Matthew Slater touchdown.
- Had two multi interception games (Week 4 at BUF and Week 15 at CIN).



INDIVIDUAL AND TEAM NOTES



ROBERT KRAFT

CHAIRMAN & CEO

6 10

SUPER BOWL
WINS

CONFERENCE
TITLES

THE MOST BY ANY SINGLE OWNER IN
PRO FOOTBALL HISTORY

**FASTEST OWNER IN NFL
HISTORY TO REACH**

300 WINS

23-YEAR

SEASON TICKET HOLDER
BEFORE BUYING THE TEAM IN 1994



Since purchasing the team in 1994, the Patriots, under Robert Kraft's leadership, have experienced one of the most dramatic turnarounds in the history of sports.

Kraft has led the two most dominant decades in NFL history in terms of overall wins – 141 (2010-19) and 126 (2000-09)

Mr. Kraft is the most successful owner since he purchased the team in 1994 in terms of wins (326), division titles (19), winning percentage (.694), playoff wins (33), playoff seasons (21).



Since Robert Kraft purchased the team in 1994, the Patriots have experienced one of the most dramatic turnarounds in the history of sports. In his 26 seasons of ownership, he has transformed one of the league's least successful clubs into what observers view as a model NFL franchise. In the five seasons immediately preceding his purchase (1989-93), the Patriots were a moribund team, winning just 19 of 80 games (.238 pct.), logging the worst record in the NFL over that span. When he bought the franchise on Jan. 21, 1994, Kraft announced his intention to bring a championship to New England, a tall order considering the team's previous success rate. But under Kraft's leadership, the Patriots have won more division titles (19), conference crowns (10) and Super Bowl championships (6) than any other NFL team. Additionally, the Patriots have achieved the most winning seasons (23) and have the fewest losing seasons (2) since Kraft assumed ownership beginning in 1994. Super Bowl LIII was the 10th Super Bowl appearance since Kraft purchased the team, a period during which no other team has appeared in more than four Super Bowls. In Kraft's 26 seasons, the Patriots have qualified for the playoffs 21 times, more than doubling the franchise's accomplishments during its first 34 seasons. Kraft earned his 23rd winning season in 26 years of owning the franchise in 2019.



SINCE ROBERT KRAFT PURCHASED THE TEAM IN 1994

TOTAL VICTORIES SINCE 1994 (REGULAR SEASON)

New England Patriots.....	293
Pittsburgh Steelers.....	268
Green Bay Packers.....	267

TOTAL VICTORIES SINCE 1994 (INCL. POSTSEASON)

New England Patriots.....	326
Green Bay Packers.....	288
Pittsburgh Steelers.....	288
Indianapolis Colts.....	261

MOST HOME VICTORIES SINCE 1994 (INCL. POSTSEASON)

New England Patriots.....	186
Green Bay Packers.....	170
Pittsburgh Steelers.....	164
Denver Broncos.....	151

WINNING PERCENTAGE SINCE 1994 (INCL. POSTSEASON)

TEAM	W	L	T	Pct.
New England Patriots	326	144	0	.694
Pittsburgh Steelers	288	166	2	.634
Green Bay Packers	288	170	2	.628
Indianapolis Colts	261	192	0	.576

PLAYOFF WINNING PERCENTAGE SINCE 1994

TEAM	W	L	T	Pct.
New England Patriots	33	15	0	.688
Denver Broncos	14	9	0	.609
Baltimore Ravens	15	10	0	.600
Pittsburgh Steelers	20	14	0	.588
New York Giants	10	7	0	.588
San Francisco 49ers	14	10	0	.583

SUPER BOWL CHAMPIONSHIPS SINCE 1994

New England Patriots.....	6
Denver Broncos.....	3
Baltimore Ravens.....	2
Green Bay Packers.....	2
Pittsburgh Steelers.....	2
N.Y. Giants.....	2

CONFERENCE CHAMPIONSHIPS SINCE 1994

New England Patriots.....	10
Pittsburgh Steelers.....	4
Denver Broncos.....	4
Los Angeles Rams.....	3
Green Bay Packers.....	3
N.Y. Giants.....	3
San Francisco 49ers.....	3
Seattle Seahawks.....	3

DIVISION CHAMPIONSHIPS SINCE 1994

New England Patriots.....	19
Pittsburgh Steelers.....	13
Green Bay Packers.....	13
Indianapolis Colts.....	10

PLAYOFF VICTORIES SINCE 1994

New England Patriots.....	33
Green Bay Packers.....	21
Pittsburgh Steelers.....	20
BAL/IND/PHI.....	15

PLAYOFF VICTORIES ALL TIME

Rooney Family, Pittsburgh (1933-present).....	36
Green Bay Packers (1919-present).....	35
Robert Kraft, New England Patriots (1994-present).....	33

PLAYOFF GAMES PLAYED SINCE 1994

New England Patriots.....	48
Green Bay Packers.....	38
Pittsburgh Steelers.....	34
Indianapolis Colts.....	31

PLAYOFF SEASONS SINCE 1994

New England Patriots.....	21
Green Bay Packers.....	19
Indianapolis Colts.....	17
Pittsburgh Steelers.....	16

DYNASTY VS. DYNASTY

Of all of the great teams throughout the Super Bowl era, the New England Patriots and the San Francisco 49ers have set a standard of extended excellence above all of the others. The 49ers run of success spanned two decades, while New England's streak is still in progress.

49ERS (1981-98)

PATRIOTS (2001-PRESENT)

5.....	Super Bowl Appearances.....	9
5.....	Super Bowl Titles.....	6
10 in 18 years.....	Conference Title Games.....	13 in 19 years
22-11 (.667).....	Playoff Record.....	30-11 (.732)
13.....	Division Titles.....	17
16.....	Playoff Seasons.....	17
207-72-1 (.741).....	Regular Season Record.....	234-76 (.755)
108.....	Pro Bowl Selections.....	94
21 in 18 years.....	Home Playoff Games.....	24 in 19 years
13 in 18 years.....	First-Round Byes.....	13 in 19 years
4 in 18 years.....	Playoff One-and-Dones.....	3 in 19 years
122 (1990-99).....	Most Wins in a Decade.....	141 (2010-19)

	Pre-Kraft 1960-93	Pre-Kraft 1989-93	Kraft Era 1994-19
Overall Record	225-276-9	19-61	326-144
Winning Pct.	.450	.238	.694
Super Bowl Titles	0	0	6
Conference Titles	1	0	10
Division Titles	3	0	19
Playoff Seasons	6	0	21
Playoff Record	4-6	--	33-15
Home Playoff Games	1	0	27
Home Playoff Record	0-1	--	23-4





ROBERT KRAFT

CHAIRMAN & CEO

TEN CONFERENCE TITLES

The 2018 AFC Championship marked the 10th conference championship for Robert Kraft as Patriots owner. His 10 crowns are more than any other owner in NFL history in the Super Bowl Era (since 1966).

MOST CONFERENCE CHAMPIONSHIPS BY AN OWNER IN SUPER BOWL ERA

Owner	TEAM	#	SEASONS	SUPER BOWL APPEARANCES
Robert Kraft	New England	10	1996, 2001, 2003, 2004, 2007 2011, 2014, 2016, 2017, 2018	XXXI, XXXVI, XXXVIII, XXXIX, XLII, XLVI, XLIX, LI, LII, LIII
Pat Bowlen	Denver	7	1986, 1987, 1989, 1997, 1998, 2013, 2015	XXI, XXII, XXIV, XXXII, XXXIII, XLVIII, 50
Jack Kent Cooke	Washington	5	1972, 1982, 1983, 1987, 1991	VII, XVII, XVIII, XXII, XXVI
Al Davis	Oakland/L.A. Raiders	5	1967, 1976, 1980, 1983, 2002	II, XI, XV, XVIII, XXXVII
Eddie DeBartolo	San Francisco	5	1981, 1984, 1988, 1989, 1994	XVI, XIX, XXIII, XXIV, XXIX
Clint Murchison	Dallas	5	1970, 1971, 1975, 1977, 1978	V, VI, X, XII, XIII
Packers Stockholders	Green Bay	5	1966, 1967, 1996, 1997, 2010	I, II, XXXI, XXXII, XLV
Joe Robbie	Miami	5	1971, 1972, 1973, 1982, 1984	VI, VII, VIII, XVII, XIX

A WINNING TRADITION

Robert Kraft won his 300th game overall as owner of the New England Patriots against Miami on Sept. 30, 2018. Kraft reached the milestone in his 25th NFL season and in his 432nd game, the fastest an owner has reached the milestone. Al Davis of Oakland accomplished the feat in 495 games (31 seasons) while Pat Bowlen of Denver reached 300 career wins in 501 games (30 seasons).

A WINNING TRADITION

Kraft's winning percentage with the Patriots (.694) since taking over the team in 1994 is the highest among all owners/ownership groups with at least 200 wins (regular and postseason) with one team. He is one of just four owners with at least 200 wins and a winning percentage over .600.

Owner	Team	Years	Winning Pct.
Robert Kraft	Patriots	1994-present	.694
Eddie DeBartolo, Jr.	49ers	1977-1999	.636
Clint Murchison, Jr.	Cowboys	1960-1983	.634
Joe Robbie	Dolphins	1966-1989	.609
Pat Bowlen	Broncos	1984-2018	.596

ALL-TIME POSTSEASON WINS

Robert Kraft has 33 career postseason wins, which are the third-most in NFL history.

OWNERSHIP	YEARS	WINS
The Rooney Family, Pittsburgh (1933-present)	88	36
Green Bay Packers (1919-present)	102	35
Robert Kraft, New England (1994-present)	27	33
The Mara Family, N.Y. Giants (1925-present)	96	24
Eddie DeBartolo, Jr., San Francisco (1977-1999)	23	22
Al Davis, Oakland/Los Angeles (1972-2011)	40	21
Pat Bowlen, Denver (1984-2018)	35	21

KRAFT PASSES OTHER OWNERS

The Patriots have 326 wins overall under Robert Kraft. He has produced more victories than every other Patriots owner combined. Under Kraft, the Patriots are 326-1434 overall since he purchased the team in 1994. Kraft's predecessors in the owner's office went 225-276-9 in the 34 years prior to his purchase of the team.

CONTINUITY BREEDS SUCCESS

New England is the first team in NFL history to win six Super Bowls with the same owner (Robert Kraft), head coach (Bill Belichick) and quarterback (Tom Brady).

PATRIOTS IN THE PLAYOFFS

The Patriots have qualified for the playoffs 27 times in their 60-year history. Twenty-one of those playoff berths have come in the 26 seasons since Robert Kraft purchased the team in 1994, a dramatic contrast to the six total playoff berths the team earned in its first 34 years of existence. The Patriots have won 22 division crowns, including 17 in the last 19 seasons and 19 of which have come since Robert Kraft's purchase in 1994.

PATRIOTS PLAYOFF SEASONS (27)

Year	How Qualified	Seed	Rec.	Result
2019	Division Champions	3	0-1	Wild Card Round
2018	Division Champions	2	3-0	Super Bowl Champions
2017	Division Champions	1	2-1	AFC Champions
2016	Division Champions	1	3-0	Super Bowl Champions
2015	Division Champions	2	1-1	AFC Championship Game
2014	Division Champions	1	3-0	Super Bowl Champions
2013	Division Champions	2	1-1	AFC Championship Game
2012	Division Champions	2	1-1	AFC Championship Game
2011	Division Champions	1	2-1	AFC Champions
2010	Division Champions	1	0-1	AFC Divisional Round
2009	Division Champions	3	0-1	Wild Card Round
2007	Division Champions	1	2-1	AFC Champions
2006	Division Champions	4	2-1	AFC Championship Game
2005	Division Champions	4	1-1	AFC Divisional Round
2004	Division Champions	2	3-0	Super Bowl Champions
2003	Division Champions	1	3-0	Super Bowl Champions
2001	Division Champions	2	3-0	Super Bowl Champions
1998	Wild Card	6	0-1	Wild Card Round
1997	Division Champions	3	1-1	AFC Divisional Round
1996	Division Champions	2	2-1	AFC Champions
1994	Wild Card	5	0-1	Wild Card Round
1986	Division Champions	3	0-1	AFC Divisional Round
1985	Wild Card	5	3-1	AFC Champions
1982*	16-Team Format	7	0-1	First Round
1978	Division Champions	2	0-1	AFC Divisional Round
1976	Wild Card	4	0-1	AFC Divisional Round
1963	Division Champions	--	1-1	AFL Championship Game

*Strike Year | Bold indicates Kraft era

37-21 Record

A MODEL OF CONSISTENCY

Since Kraft took ownership of the team in 1994, the Patriots have had just three head coaches - Bill Parcells (1994-96), Pete Carroll (1997-99) and current head coach Bill Belichick (2000-present). The only team with fewer head coaches since 1994 is the Pittsburgh Steelers, who have had two: Bill Cowher (1992-2006) and Mike Tomlin (2007-present).

FEWEST HEAD COACHES SINCE 1994

Pittsburgh.....	2
New England.....	3
Baltimore Ravens*.....	3
NFL average.....	7.3

*Since 1996

AFC EAST HEAD COACHES SINCE 1994

New England.....	3
N.Y. Jets.....	9
Buffalo.....	10
Miami.....	12



PATRIOTS POINTS OF INTEREST IN 2020

TEAM - POINTS OF INTEREST

- The Patriots are tied with Pittsburgh for the most Super Bowl wins with six and need one more Super Bowl win for most Super Bowl wins in NFL history.
- The Patriots have played in the most Super Bowls in NFL history with 11 and look to add to that number in 2020.
- The Patriots enter the 2020 season second with 15 Conference Championship Game appearances, one behind the 16 by Pittsburgh and San Francisco.
- The New England Patriots enter the 2020 season with 37 postseason victories, the most in NFL history, and will look to add to that number in 2020. Pittsburgh is second with 36 playoff wins all-time.
- The Patriots have qualified for the playoffs for 11 straight seasons (2009-19), the most in NFL history. Dallas and Indianapolis are tied for second with nine consecutive seasons with a playoff berth.
- The Patriots extended their NFL record with 11 straight division titles (2009-19) and look to add to that number in 2020. The Los Angeles Rams are second with seven straight division titles (1973-79).
- The New England Patriots have earned seven No. 1 seeds and need one more to tie Denver (8) for second behind San Francisco (9) for the most since playoff seeding began in 1975.
- The Patriots have earned a first-round playoff bye an NFL-best 14 times since the current playoff format was instituted in 1990. Pittsburgh and San Francisco are second with nine byes since 1990. The Patriots are the only team in NFL history with nine straight first-round byes (2010-18).
- The Patriots have played in 58 postseason games, tied with Green Bay (58) for third all-time and need to play in two more postseason games in 2020 to become the third NFL team to play in 60 postseason games, joining Dallas (63) and Pittsburgh (61).
- The Patriots have achieved 19 straight seasons (2001-19) with a record of .500 or better, second all-time behind the 21 seasons by Dallas (1965-85).

TEAM - POINTS OF INTEREST (CONT.)

- The Patriots have posted a winning record for 19 straight seasons (2001-19), the most since the 1970 merger and the second-most all-time, behind Dallas with 20 straight winning seasons (1966-85).
- The Patriots have won at least 10 regular-season games for 17 consecutive seasons (2003-19), one more than the 16 by San Francisco (1983-98) for the most consecutive seasons with at least 10 victories and look to add to that number in 2020.
- The Patriots (2010-19) enter 2020 with an NFL record 10 consecutive seasons with at least 11 wins. Indianapolis is second all-time with seven (2003-09).
- The Patriots are second with 13 12-win seasons since 1970 to the 14 12-win seasons by the San Francisco 49ers.
- New England has won 13 games in a single season seven times in franchise history. Only San Francisco has more 13-win seasons with 10.
- The New England Patriots have won 14 or more games in a season five times, most in NFL history. San Francisco is second with four 14-win seasons.
- New England has 27 undefeated months since 2000, most in the NFL over that span. Indianapolis is second with 17 undefeated months during that time.
- The Patriots enter the 2020 season with 34 winning seasons since 1970, second all-time behind the 36 winning seasons by Pittsburgh.
- The Patriots finished the 2019 season with 420 points and have now reached 400 or more points in 13 straight seasons (2007-19) to extend their NFL record. The San Diego Chargers previously held the record by scoring at least 400 points in eight straight seasons from 2004-11. The New Orleans Saints have the second-longest active streak, scoring 400 points for their ninth straight season in 2019.
- The Patriots have tallied seven safeties since 2015, tied with Indianapolis for the most during that time. The Los Angeles Rams are second with six safeties during that time.



2020 TEAM NOTES

PATRIOTS 2020 CAPTAINS

The New England Patriots 2020 team captains were elected by their teammates:



OFFENSE

- C David Andrews, QB Cam Newton & RB James White

DEFENSE

- LB Ja'Whaun Bentley, DL Lawrence Guy, DB Devin McCourty, CB Jason McCourty

SPECIAL TEAMS

- WR Matthew Slater

Devin McCourty and Matthew Slater were chosen captains for the 10th consecutive season. Andrews is a captain for the fourth straight year, and White was elected for the third time. Bentley, Guy, Jason McCourty and Newton are all first-time Patriots captains.

EIGHT PATRIOTS BEGAN THEIR COLLEGE CAREERS PLAYING A DIFFERENT POSITION:

ADAM BUTLER – Moved from an offensive lineman to a defensive lineman after his freshman year at Vanderbilt.

JULIAN EDELMAN – Moved from a college quarterback at Kent State to an NFL wide receiver and a punt returner.

HJALTE FROHOLDT – Moved from the defensive line to the offensive line prior to his sophomore year at Arkansas.

JAKOB JOHNSON – Moved from a college linebacker and tight end at Tennessee to an NFL fullback

BRANDON KING – Moved from safety and defensive end to a linebacker while at Auburn.

JAKOBI MEYERS – Moved from a quarterback during his first year at North Carolina State to a wide receiver.

GUNNER OLSZEWSKI – Moved from a defensive back at Bemidji State to an NFL wide receiver.

MIKE ONWENU – Onwenu began his collegiate career at Michigan as a defensive lineman before switching to offensive line following his freshman season.



Patriots QB Jarrett Stidham and RB Damien Harris were youth football teammates for one season and went undefeated in the Madison County (Ky.) Youth Football League in 2003. Stidham then moved to Texas but the duo stayed in touch over the years and even competed against one another in college before both were drafted by the Patriots in 2019.

OFFENSE

THE PATRIOTS OFFENSE
HAS ECLIPSED
**200 YARDS
RUSHING**
IN A SINGLE GAME
16 TIMES
UNDER BILL BELICHICK



- The Patriots rushed for 217 yards in Week 1 vs. Miami and for 250 yards in Week 3 vs. Las Vegas. The Patriots have also rushed for 200 yards twice in a single season under Belichick in 2004, 08, 10, 12, 14 and 18 but never three times in a single year.
- The Patriots 6.6 yards per carry average vs. Las Vegas in Week 3 was their highest since 7.06 vs. Green Bay on Dec. 19, 2010. It marked the 11th time under Bill Belichick that the Patriots have averaged at least six yards per carry in a single game.



PENALTY-FREE FOOTBALL

The Patriots are the most disciplined team in the NFL with 15 penalties through six games this season. New England also set a team record by not committing an offensive foul through the first three games of the year. The Patriots ended a streak of 226 straight offensive plays without a penalty at Kansas City (10/5)



PATRIOTS TEAM NOTES

DEFENSE

- The Patriots defense has contributed two touchdowns through six games in 2020. DB Devin McCourty returned an interception 43 yards to the house in Week 2 at Seattle and DL Deatrich Wise Jr. recovered a strip-sack fumble in the end zone for his first career TD in the Week 3 win vs. Las Vegas.
- The Patriots have scored nine non-offensive touchdowns since the start of the 2019 season, most in the NFL during that time. In 2019, the Patriots had seven non-offensive touchdowns - two fumbles, two blocked punts, and three interceptions for touchdowns. The Patriots record for most non-offensive touchdowns in a single season is nine in 2010 and 1961.



TEAM NOTES

TWO DECADES OF DOMINANCE

The Patriots finished the 2010s with 125 regular-season and 16 postseason wins, (141 total), the most ever in a single decade.

TEAMS OF THE DECADES

Team	Years	Reg. Season	Postseason	Total
New England	2010-19	125-35 (.781)	16-7 (.696)	141-42 (.770)
New England	2000-09	112-48 (.700)	14-4 (.778)	126-52 (.708)
Indianapolis	2000-09	115-45 (.719)	9-8 (.529)	124-53 (.701)
San Francisco	1990-99	113-47 (.706)	9-7 (.563)	122-54 (.693)

TRIUMPH IN THE 2000S

The Patriots record of 269-98 (.733) since Bill Belichick became head coach in 2000 is the best in the NFL over that span. Only four NFL teams have posted a winning percentage of .600 or better and the Patriots are the only team over .700.

BEST RECORDS SINCE 2000 (INCLUDING POSTSEASON)

Team	W	L	T	Pct.
New England	269	98	0	.733
Pittsburgh	226	123	2	.647
Green Bay	215	135	2	.614
Indianapolis	214	138	0	.608
Baltimore	210	141	0	.598

AFC EAST SUPREMACY

The New England Patriots own a 92-25 (.786) record in regular-season AFC East games since the beginning of the 2001 season, compiling the best intra-division record of any team in the NFL.

NFL'S TOP DIVISIONAL RECORDS SINCE 2001

Team	W	L	T	Pct.
New England	92	25	0	.786
Pittsburgh	83	35	1	.702
Green Bay	80	36	2	.686
Indianapolis	79	38	0	.675

AFC EAST DIVISIONAL RECORDS SINCE 2001

Team	W	L	T	Pct.	Div. Titles	Years
New England	92	25	0	.786	17	2001, 03-07, 09-19
N.Y. Jets	50	69	0	.420	1	2002
Miami	50	69	0	.420	1	2008
Buffalo	46	73	0	.387	0	---

The New England Patriots have won 16 division titles and have 16 playoff berths since realignment in 2002, most in the NFL.

MOST DIVISION TITLES SINCE 2002 REALIGNMENT

Team	Division Titles	Playoff Berths
New England	16	16
Green Bay	10	13
Indianapolis	9	13
Seattle	8	13
Pittsburgh	8	11
Philadelphia	8	11

MOST DIVISION TITLES IN A DECADE

The New England Patriots won 10 division titles in the 2010s, the most ever by a team in a single decade. The Patriots have also won 11 straight division crowns overall, a mark currently leading the league.

MOST DIVISION TITLES IN A DECADE

Team	Decade	Division Titles
New England	2010-19	10
Minnesota	1970-79	8
New England	2000-09	7
San Francisco	1980-89	7
Dallas	1970-79	7
L.A. Rams	1970-79	7
Pittsburgh	1970-79	7
Cleveland	1950-59	7

CURRENT CONSECUTIVE DIVISION TITLES

Team	Division	Consec. Titles
New England	AFC East	11
Kansas City	AFC West	4
New Orleans	NFC South	3

ALL-TIME WINNING SEASONS

The Patriots have 34 seasons in which the team has finished above .500 since the 1970 merger, second only to the Pittsburgh Steelers (36). New England also leads the NFL with 19 consecutive winning seasons since 2001, the only NFL team to post a winning record every year since 2001.

MOST WINNING SEASONS SINCE THE 1970 MERGER

Team	Seasons
Pittsburgh	36
New England	34
Dallas	33
Minnesota	31
Miami	30
Denver	29

MOST WINNING SEASONS WINS SINCE 2001

Team	Seasons
New England	19
Pittsburgh	14
Seattle	14
Indianapolis	13
Green Bay	13
Philadelphia	13



PATRIOTS TEAM NOTES

ALL-TIME WINNING SEASONS (CONT'D)

MOST CONSECUTIVE WINNING SEASONS (ACTIVE)

Team	Seasons
New England.....	19
Seattle	8
Kansas City.....	7

MOST CONSECUTIVE WINNING SEASONS WITH A .500 RECORD OR BETTER RECORD

Team	Seasons	Consecutive Seasons
Dallas	1965-85.....	21
New England	2001-2019.....	19
Cleveland	1957-73.....	17

17 STRAIGHT 10-WIN SEASONS

New England has reached at least 10 regular-season wins for 17 consecutive seasons, most since the 1970 merger.

MOST CONSECUTIVE 10-WIN SEASONS

Team	Years	Consec. Seasons w/10+ Wins
New England	2003-2019	17
San Francisco	1983-1998	16
Indianapolis.....	2002-2010.....	9
Dallas.....	1975-1981	7

TEN STRAIGHT 11-WIN SEASONS

The Patriots have won 11 games 21 times in team history, including a current streak and NFL-record 10 consecutive seasons. The Patriots have had 11 or more wins 16 times in Robert Kraft's 26 seasons of ownership after having only four 11-win seasons prior to Kraft purchasing the team (1976, 78, 85 & 86).

MOST 11-WIN SEASONS SINCE 1970 MERGER

Team	11+ Win Seasons
New England.....	21
Dallas.....	17
Pittsburgh	17
San Francisco	16
Denver	15

MOST CONSECUTIVE 11-WIN SEASONS

Team	Years	Consec. Seasons w/11+ Wins
New England	2010-19	10
Indianapolis.....	2003-09	7
Dallas.....	1976-81	6
San Francisco	1994-98.....	5

ANOTHER SEASON WITH A DOZEN W'S

The Patriots now have 13 12-win seasons since 1970, second-most in the NFL over that span.

MOST 12-WIN SEASONS SINCE 1970 MERGER

Team	12+ Win Seasons
San Francisco	14
New England.....	13
Dallas	12
Denver	11
Pittsburgh.....	10

FLOATING ABOVE .500

Since 2001, the New England Patriots have held a record below .500 for only 14 weeks, fewest in the NFL over that span.

FEWEST WEEKS UNDER .500 SINCE 2001

Team	Weeks Under .500
New England.....	14
Pittsburgh	63
Baltimore	67
Green Bay	70
Denver	79

MOST WINS AMONG ORIGINAL AFL TEAMS

The Patriots have the most overall wins among the original eight AFL teams.

OVERALL VICTORY TOTAL OF ORIGINAL AFL TEAMS (INCLUDING PLAYOFFS)

Team	W	L	T
New England	551	420	9
Denver	508	446	10
Las Vegas	501	454	11
Kansas City	500	443	12
L.A. Chargers	466	475	11
Tennessee	462	492	6
Buffalo	444	502	8
N.Y. Jets	420	520	8

TOP 3 IN WINS SINCE 1960

Since the Patriots franchise began play in 1960, they have the third-most wins in the professional football.

MOST WINS IN PRO FOOTBALL SINCE 1960 (INCLUDING PLAYOFFS)

Team	W	L	T
Pittsburgh Steelers	562	408	10
Dallas Cowboys	557	421	6
New England Patriots	551	420	9
Green Bay Packers	545	413	15

NFL'S BEST AT HOME

Since Gillette Stadium opened in 2002, the Patriots own the NFL's best record at home. The Patriots hold an overall record of 123-25 (.830) at home in regular-season games and a 142-29 (.830) record including playoffs. The Patriots are an NFL-best 186-53 at home since 1994, when Robert Kraft purchased the team.

BEST HOME RECORDS SINCE 2002 (INCLUDING PLAYOFFS)

Team	W	L	T	Pct
New England	142	29	0	.830
Pittsburgh	113	45	1	.714
Seattle	112	46	0	.709
Indianapolis	111	47	0	.703
Baltimore	110	43	0	.719



PATRIOTS TEAM NOTES

ROAD WARRIORS

Since the start of the 1994 season when Robert Kraft purchased the team, the Patriots have the best regular-season road record in the NFL. New England has finished undefeated on the road twice (2007 and 2016).

BEST ROAD RECORDS SINCE 1994

Team	W	L	T	Pct
New England	130	80	0	.619
Pittsburgh	117	92	1	.560
Green Bay	109	102	0	.514
Philadelphia	106	103	2	.507

WINNING THE CLOSE ONES

Since 2001, New England owns the NFL's best record (including postseason) in games decided by three points or fewer. New England is 7-2 in those close games in the playoffs.

BEST RECORD IN GAMES DECIDED BY 3 POINTS OR FEWER SINCE 2001 (INCLUDING PLAYOFFS)

Team	W	L	T	Win Pct
New England	42	19	0	.689
Indianapolis	49	27	0	.645
Seattle	46	34	1	.574
Denver	42	33	0	.560
N.Y. Jets	35	28	0	.556
Tennessee	45	38	0	.542

INTER-CONFERENCE RECORD

The New England Patriots own a 58-16 (.784) record vs. NFC teams since realignment in 2002, the best inter-conference record in the NFL during that time.

NFL'S BEST INTER-CONFERENCE RECORD SINCE 2002

Team	W	L	T	Pct.
New England	58	16	0	.784
Pittsburgh	50	23	1	.682
Indianapolis	47	27	0	.635
Baltimore	45	29	0	.608

BOUNCE BACK PATS

Since 2003, the Patriots are 47-11 (.810) in regular-season games following a loss. They have dropped back-to-back regular-season games in 2006, 09, 11, 12, 15 (twice), 18 (twice), 19 and 20 (three straight).

MODEL OF CONSISTENCY

The New England Patriots have had only one head coach since 2000, showing a level of stability unparalleled in the AFC East.

HEAD COACHES IN AFC EAST SINCE 2000

Team	Head Coaches
New England	1
N.Y. Jets	6
Buffalo	10
Miami	10

OFFENSE

400-POINT SEASONS

The Patriots extended their NFL record to 13 straight seasons with at least 400 total points (2007-19) after finishing seventh in the NFL in 2019 with 420 total points. The Chargers previously held the record by scoring at least 400 points in eight consecutive seasons from 2004-11. New Orleans has a current streak of nine straight seasons with 400 points.

PROTECTING THE BALL

Since 2008, the Patriots lead the NFL with 78 regular-season games without turning the ball over. The Patriots are 69-9 in those games.

ZERO TURNOVER GAMES (SINCE 2008)

New England	78
Green Bay	76
Kansas City	67
San Francisco	59
Seattle	58
Baltimore	57

BALL SECURITY PAYS OFF

Since 2001, the Patriots are an NFL-best 142-23 when not throwing an interception.

ZERO INT GAMES

Team	Games with No Ints	W-L-T	Win Pct.
New England	165	142-23-0	.861
Kansas City	153	104-49-0	.680
Green Bay	151	122-27-2	.815
Seattle	145	105-39-1	.728
Jacksonville	142	82-60-0	.577

RUSH TO VICTORY

Since 2000, New England is 52-2 in the regular season when a Patriot eclipses 100 yards rushing. The only losses during the Bill Belichick era came at Miami on Dec. 20, 2004, when Corey Dillon rushed for 121 yards on 26 carries and the Patriots fell 29-28 to the Dolphins and at Kansas City on Oct. 5, 2020 when Damien Harris had 100 yards in a 26-10 loss.

DEFENSE

FORCING THE ISSUE

The Patriots lead the NFL with a plus-223 turnover margin since 1994.

NFL TURNOVER MARGIN SINCE 1994

New England	+223
Kansas City	+163
Green Bay	+112

MOST SAFETIES SINCE 2015

New England	7
Indianapolis	7
St. Louis/L.A. Rams	6
Pittsburgh	5



PATRIOTS TEAM NOTES

2019

FENSE HAD A HISTORIC SEASON

• The 2019 Patriots finished with the **NO. 1 RANKED OVERALL DEFENSE IN THE NFL** for the first time in team history. The Patriots finished in the top-10 in defense 15 other times, but never No. 1.

• The team finished with the **NO. 1 RANKED SCORING DEFENSE** last year by allowing 14.1 points per game. The Patriots finished first in that category two other times in team history, allowing of 15.6 points per game in 2016 and 14.9 points per game in 2003.

- The **NFL-LOW 225 POINTS ALLOWED** in 2019 were the fewest the team has ever allowed in a 16-game schedule. The previous low was 237 in 2006.
- The 2019 Patriots finished first in the NFL with **25 INTERCEPTIONS** and tied for sixth with 47 sacks.
- New England led the NFL with a **PLUS-21 TURNOVER MARGIN**.

THE SCORING TOUCH

- The 2019 Patriots defense became the **20TH NFL TEAM TO ALLOW 20 OR FEWER DEFENSIVE TOUCHDOWNS** in a season since the league went to a 16-game schedule in 1978. The 2000 Baltimore Ravens and 1986 Chicago Bears had the fewest ever with 16 touchdowns.
- In allowing **14.1 POINTS PER GAME**, the Patriots defense reached its 13th season under Bill Belichick allowing fewer than 20 points per game. That mark is tied with Baltimore for most seasons since 2000 allowing under 20 points per game.

SEASONS ALLOWING 20 POINTS PER GAME OR FEWER SINCE 2001

Team	Seasons	Years
New England	13	2001, 03-04, 06-10, 14-17, 19
Baltimore	13	2001, 03-06, 08-11, 14, 17-19
Pittsburgh	12	2001, 04-08, 10-12, 15, 17, 19
Miami	8	2001-03, 05-06, 08, 11-12
Chicago	8	2001, 2005-06, 10, 12, 17-19
Denver	8	2003-06, 12, 15-16, 19
Seattle	8	2005, 07, 11-16
Jacksonville	8	2001-02, 04-07, 17-18



DOWNRIGHT OFFENSIVE

- The Patriots scored **SEVEN NON-OFFENSIVE TOUCHDOWNS** in 2019. They returned two blocked punts, three interceptions and two fumbles for touchdowns. The Patriots record for most non-offensive touchdowns in a season is nine in 2010 and 1961.

THIRD-DOWN DOMINANCE

The Patriots defense held opposing offenses to 47-of-195 (24.1 pct.) on third down in 2019, best ever for a full season in the NFL - the **FEWEST THIRD-DOWN CONVERSIONS ALLOWED AND THE LOWEST CONVERSION PERCENTAGE**.

SPECIAL TEAMS

BLOCKED PUNT RECORD

New England set a new team record in 2019 with four blocked punts, most in the NFL since the 2014 Philadelphia Eagles also blocked four punts. The 1986 Patriots previously held the team record with three blocked punts. The NFL record for most blocked punts in a season is six by the 1990 Kansas City Chiefs.

MOST BLOCKED KICKS SINCE 2014

New England	18 (8 FGs, 2 XPs & 8 Punts)
Philadelphia	18
Denver	16
Miami	15
Baltimore	15



PATRIOTS HOME DOMINANCE



REGULAR-SEASON HOME RECORD SINCE 2002

Team	W	L	T	Pct.
New England	123	25	0	.831
Baltimore	108	39	0	.735
Pittsburgh	106	41	1	.720
Indianapolis	103	44	0	.701
Green Bay	103	41	2	.712

HOME PLAYOFF RECORD SINCE 2002

Team	W	L	Pct.
Seattle	10	1	.909
New England	19	3	.864
Indianapolis	8	3	.727
Denver	6	3	.667
Pittsburgh	7	4	.636

HOME RECORD SINCE 2002 (INCLUDING PLAYOFFS)

Team	W	L	T	Pct.
New England	142	29	0	.830
Baltimore	110	43	0	.719
Pittsburgh	113	45	1	.714
Seattle	112	46	0	.709
Indianapolis	111	47	0	.703

HOME RECORD AFTER HALLOWEEN SINCE 2002 (INCLUDING PLAYOFFS)

Team	W	L	T	Pct.
New England	80	19	0	.808
Baltimore	67	24	0	.736
Indianapolis	68	26	0	.723
Pittsburgh	65	26	1	.712
Seattle	67	30	0	.691

HOME RECORD VS. NFC SINCE 2002

Team	W	L	T	Pct.
Pittsburgh	29	7	1	.797
New England	29	8	0	.784
Baltimore	28	8	0	.778

HOME RECORD VS. DIVISIONAL OPPONENTS SINCE 2002

Team	W	L	T	Pct.
New England	47	8	0	.855
Indianapolis	42	12	0	.778
Pittsburgh	41	14	0	.745
Green Bay	39	14	2	.727
Baltimore	39	17	0	.696

POINT DIFFERENTIAL AT HOME SINCE 2002 (INCLUDING PLAYOFFS)

Team	Point Differential
New England	1,853
Baltimore	1,165
Green Bay	1,141
Pittsburgh	1,110
Seattle	1,057

POINTS ALLOWED PER GAME AT HOME SINCE 2002 (INCLUDING PLAYOFFS)

Team	Point Average
Baltimore	16.9
New England	17.5
Pittsburgh	19.0
Seattle	19.1
Philadelphia	19.5
Green Bay	19.5

POINTS SCORED PER GAME AT HOME SINCE 2002 (INCLUDING PLAYOFFS)

Team	Point Average
New England	28.3
New Orleans	27.9
Green Bay	26.9
Pittsburgh	25.8
L.A. Chargers	25.7
Seattle	25.6



INSIDE THE NUMBERS

TEAM

2

The Patriots had two of their two 2020 sixth-round draft picks in the starting lineup on the offensive line at Kansas City (10/5) and gained 185 yards rushing. Mike Onwenu started at right guard and Justin Herron started at right tackle.

3

The Patriots had three players finish with at least five interceptions in 2019 - Stephon Gilmore (6), J.C. Jackson (5) and Devin McCourty (5). The Patriots also accomplished that feat in 1964 and 1962.

8

Matthew Slater has earned eight Pro Bowl invitations (2011-17, 19) as a special teams player, moving past Steve Tasker (1987, 90-95) for the most special teams Pro Bowl honors in NFL history.

11

New England is the only team to make the playoffs in each of the last 11 seasons (2009-19). (Kansas City is next with five straight).

14

Since 2001, the Patriots have the fewest weeks with a losing record in the NFL with 14. Pittsburgh is second with 63 weeks.

14.1

The 2019 Patriots finished first in the NFL by allowing 14.1 points per game. The Patriots finished first in that category two other times in team history, allowing 15.6 points per game in 2016 and 14.9 points per game in 2003.

19

The Patriots have gone 19 straight seasons without being swept in a series by a division opponent, extending the longest such streak since the 1970 NFL merger.

20

The 2019 Patriots defense led the NFL with the fewest touchdowns allowed with 20 (seven rushing, 13 receiving), the fewest in team history in a 16-game season. The 2019 Patriots are one of 20 NFL defenses to allow 20 or fewer touchdowns in a season. The Patriots previous low was 21 touchdowns allowed in 2003.

23

The 2020 Patriots defense are second in the NFL, allowing 23 third-down conversions. Miami is first with 21.

36

Jake Bailey set a franchise record with 36 punts inside the 20-yard line. The previous mark was 31 by Lee Johnson (2000) and Ryan Allen (2015). Bailey finished second in the NFL.

101-1

The Patriots are 101-1 all-time at Gillette Stadium when leading at halftime in the regular season.

158.3

Julian Edelman has a perfect passing rating in his career.

225

The Patriots allowed an NFL-low 255 points in 2019, the fewest points allowed in a 16-game schedule by the Patriots. The previous team mark in a 16-game season was 237 points in 2006. The 1977 Patriots allowed 217 points in a 14-game season. The 225 points allowed by the Patriots are the fewest by an NFL defense in the decade. The previous low was by the 2011 Pittsburgh Steelers with 227 points allowed.

381

Cam Newton has the most rushing first downs by a quarterback in NFL history with 381. Michael Vick is second with 343.

ROBERT KRAFT

6

The number of Super Bowl championships the Patriots have won since Robert Kraft purchased the team in 1994. That mark is highest in the NFL over that span.

10

The number of conference championships the Patriots have won since Robert Kraft purchased the team in 1994, the NFL record for most conference championships as an owner.

19

The number of division championships won by the Patriots since Kraft purchased the team in 1994.

21

The number of playoff seasons earned by the Patriots in the 26 seasons since Robert Kraft purchased the team.

48

The number of playoff games the Patriots have appeared in since 1994, the most in the NFL. Green Bay is second with 36.

285

The number of consecutive home games that have sold out, including all playoff and preseason games, dating back to the 1994 season opener. (NOT INCLUDING 2020).

326

The number of games the Patriots have won since Robert Kraft purchased the franchise in 1994. Prior to Kraft's ownership, the team had won 225 total games in its entire 34-year history from 1960-93.

BILL BELICHICK

3

Bill Belichick (306 wins) is in third place on the NFL wins list.

4

Bill Belichick is the first coach to lead his team to four 500-point seasons (2007, 10-12).

6

The number of 13-win seasons by Bill Belichick, the most among all NFL coaches.

6

Bill Belichick has won six Super Bowls as a head coach, the most Super Bowl wins by a head coach in NFL history.

9

Bill Belichick has the most Conference Championships by a head coach with nine.

12


Super Bowl LIII was Belichick's 12th Super Bowl overall, including nine as a head coach and three as an assistant coach.

19

Bill Belichick has led the Patriots to 19-straight seasons with a winning record (2001-19), second all-time behind Tom Landry, whose Dallas Cowboys accomplished the feat 20 straight years from 1966-85.

31

Bill Belichick has the most postseason wins by an NFL coach with 31. Tom Landry is second with 20 postseason wins.



BELICHICK BY THE NUMBERS

46TH COACHING SEASON | 46TH NFL SEASON
21ST SEASON AS PATRIOTS HEAD COACH
26TH HEAD COACHING SEASON

SUPER BOWL WINS (8):

'86 | '90 | '01 | '03 | '04 | '14 | '16 | '18

CONFERENCE TITLES (12):

'86 | '90 | '96 | '01 | '03 | '04 | '07 | '11 | '14 | '16 | '17 | '18

DIVISION TITLES (24):

'75 | '78 | '86 | '89 | '90 | '96 | '98 | '01 | '03 | '04 | '05
 '06 | '07 | '09 | '10 | '11 | '12 | '13 | '14 | '15 | '16 | '17 | '18 | '19

CAREER RECORD: **306-143 (.682)**

REGULAR SEASON: **275-131 (.677)**

POSTSEASON: **31-12 (.721)**

PATRIOTS RECORD: **269-98 (.733)**

Bill Belichick is the only head coach in NFL history to win six Super Bowl titles. He won more regular-season games (123) and more games overall (136) during a 10-year stretch (2002-11) than any other coach in NFL history. In 2007, Belichick led the Patriots to the fourth undefeated and untied regular season in NFL history and the first since the NFL established a 16-game schedule in 1978. His 46 consecutive years as an NFL coach are first in NFL history, passing the 45 by Dick LeBeau. The only other NFL coach with at least 40 consecutive NFL coaching seasons is Tom Moore with 41.



WHAT TO WATCH FOR IN 2020

- Bill Belichick has an NFL-best six Super Bowl championships as a head coach and joins George Halas and Curly Lambeau as the only NFL coaches with six championships since the league began postseason play in 1933.
- Belichick is third all-time with 275 career regular-season wins, behind Don Shula (328) and George Halas (318).
- Belichick has 306 victories (regular season and playoffs combined), third all-time behind Don Shula (347) and George Halas (324).
- Belichick's 17 division titles are the most by a head coach in NFL history. Don Shula and Tom Landry are second with 13 division crowns.
- Belichick can extend his NFL record with a 12th consecutive division title in 2020. Four other coaches are tied for second with six straight division titles.
- Belichick enters 2020 with 19 straight winning seasons, one behind Tom Landry with 20 (1966-85).

- Belichick has 17 straight 10-win seasons, an NFL record. George Seifert is second with eight (1989-96).
- Belichick owns the NFL record with 17 11-win seasons. Don Shula is second with 13.
- Belichick has the NFL record with 13 12-win seasons. Don Shula is second with eight.
- Belichick has led his teams to 18 postseason berths as a head coach, tied with Tom Landry for second all-time, behind the 19 by Don Shula.

2020 ACCOMPLISHMENTS

- The 2020 season is Belichick's 46th consecutive NFL season as a coach, breaking a tie with Dick LeBeau, who coached in the NFL for 45 straight seasons.



BILL BELICHICK NEWS & NOTES

NINE CONFERENCE TITLES ARE THE MOST IN SUPER BOWL ERA

The 2018 AFC Championship was Bill Belichick's ninth conference championship, the most in NFL history during the Super Bowl era (since 1966).

MOST CONFERENCE CHAMPIONSHIPS BY A HEAD COACH IN SUPER BOWL ERA

HEAD COACH	TEAM	#	SEASONS	SUPER BOWL APPEARANCES
Bill Belichick	New England	9	2001, 2003, 2004, 2007, 2011, 2014, 2016, 2017, 2018	XXXVI, XXXVIII, XXXIX, XLII, XLVI, XLIX, LI, LII, LIII
Don Shula	Baltimore/Miami	6	1968, 1971, 1972, 1973, 1982, 1984	III, VI, VII, VIII, XVII, XIX
Tom Landry	Dallas	5	1970, 1971, 1975, 1977, 1978	V, VI, X, XII, XIII
Joe Gibbs	Washington	4	1982, 1983, 1987, 1991	XVII, XVIII, XXII, XXVI
Bud Grant	Minnesota	4	1969, 1973, 1974, 1976	IV, VII, IX, XI
Marv Levy	Buffalo	4	1990, 1991, 1992, 1993	XXV, XXVI, XXVII, XXVIII
Chuck Noll	Pittsburgh	4	1974, 1975, 1978, 1979	IX, X, XIII, XIV
Dan Reeves	Denver/Atlanta	4	1986, 1987, 1989, 1998	XXI, XXII, XXIV, XXIII

THE HIGHEST WINNING PCT.

Bill Belichick's 306 career wins as a head coach are third-most in NFL history and his career winning percentage of .682 is first in NFL history.

TOP WINNING PERCENTAGE AMONG HEAD COACHES WITH AT LEAST 160 WINS (INCL. POSTSEASON)

Head Coach	Team(s)	Years	W	L	T	Pct.
Bill Belichick	CLE/NE	1991-95, 2000-20	306	143	0	.682
George Halas	Chicago	1920-29, 33-41, 46-55, 58-67	324	151	31	.682
Don Shula	BLT/MIA	1963-95	347	173	6	.666
Curly Lambeau	GB/CHI/WAS	1921-53	229	134	22	.630

NOTE: Winning percentage calculated using current NFL rules, counting a tie as a half-win, half-loss.

MOVING ON UP

Bill Belichick ranks third all-time in NFL history with 306 career wins.

MOST WINS BY NFL COACHES

Head Coach	Team(s)	Years	W	L	T
Don Shula	BLT/MIA	1963-95	347	173	6
George Halas	Chicago	1920-29, 33-41, 46-55, 58-67	324	151	31
Bill Belichick	CLE/NE	1991-95, 2000-20	306	143	0
Tom Landry	Dallas	1960-88	270	178	6
Curly Lambeau	GB/CHI/WAS	1921-53	229	134	22

SUPER SUCCESS

Bill Belichick has won six Super Bowls, the most by a head coach.

MOST SUPER BOWL VICTORIES

Head Coach	Team	Titles	Seasons
Bill Belichick	New England	6	2001, 03-04, 14, 16, 18
Chuck Noll	Pittsburgh	4	1974-75, 78-79
Joe Gibbs	Washington	3	1982, 87, 91
Bill Walsh	San Francisco	3	1981, 84, 88

NOTE: Sorted by most recent championship. Super Bowls have determined the NFL champion since 1966.

12 SUPER BOWL APPEARANCES

Super Bowl LIII was Bill Belichick's 12th career Super Bowl appearance, the most appearances by a coach that eventually became a head coach.

MOST SUPER BOWL APPEARANCES AS A HEAD COACH (INCLUDING HIS ASSISTANT YEARS)

Bill Belichick	12 (nine as a head coach)
Dan Reeves	7 (four as a head coach)
Don Shula	6 (six as head coach)
Tom Landry	5 (five as a head coach)
Chuck Noll	5 (four as a head coach)
Marv Levy	5 (four as a head coach)

ELITE COMPANY

Bill Belichick joined George Halas and Curly Lambeau as the only coaches with six NFL championships.

HEAD COACHES WITH FOUR OR MORE NFL TITLES

Coach	NFL Titles	Championship Teams
Bill Belichick	6	New England (SB XXXVI, XXXVIII, XXXIX, XLIX, LI and LIII)
George Halas	6	Chicago (1921, 33, 40, 41, 46 & 63)
Curly Lambeau	6	Green Bay (1929, 30, 31, 36, 39 & 44)
Vince Lombardi	5	Green Bay (1961, 62, 65, SB I & II)

POSTSEASON COACHING MARK

Belichick coached in his NFL-record 37th postseason game in the 2017 AFC Divisional Playoff against Tennessee, moving past Tom Landry and Don Shula. He has now coached in 43 postseason games.

MOST POSTSEASON GAMES AS A HEAD COACH

Head Coach	Team(s)	Games
Bill Belichick	Cleveland/New England	43
Tom Landry	Dallas	36
Don Shula	Baltimore/Miami	36
Andy Reid	Philadelphia/Kansas City	29
Chuck Noll	Pittsburgh	24
Mike Holmgren	Green Bay/Seattle	24
Joe Gibbs	Washington	24



BILL BELICHICK NEWS & NOTES

13 CONFERENCE CHAMPIONSHIP GAME APPEARANCES

Belichick reached his 13th conference championship game as a head coach in 2018 to extend his record for the most since the 1970 merger.

MOST CONFERENCE CHAMPIONSHIP GAMES AS A HEAD COACH

Head Coach	Conference Championship Games
Bill Belichick	13
Tom Landry	10
Don Shula	7
Chuck Noll	7
Andy Reid	7
John Madden	6
Bill Cowher	6

MOST POSTSEASON WINS

Belichick earned his NFL-record 21st postseason victory after the Patriots defeated the Indianapolis Colts in the 2014 AFC Championship. He now has 31 career postseason victories.

MOST PLAYOFF WINS BY AN NFL HEAD COACH

COACH	TEAM(s)	WINS
Bill Belichick	CLE/NE	31
Tom Landry	Dallas	20
Don Shula	BLT/MIA	19
Joe Gibbs	Washington	17
Chuck Noll	Pittsburgh	16

BEST NFL POSTSEASON WIN PERCENTAGE (MINIMUM 10 GAMES)

HEAD COACH	TEAM	W	L	PCT.
Vince Lombardi	GB/WAS	9	1	.900
Tom Flores	Oakland	8	3	.727
Bill Belichick	CLE/NE	31	12	.721
Bill Walsh	San Francisco	10	4	.714
Joe Gibbs	Washington	17	7	.708
Jimmy Johnson	DAL/MIA	9	4	.692

POSTSEASON BERTHS

Bill Belichick has led his teams to 18 postseason berths, which is tied for second all-time among NFL head coaches.

NFL HEAD COACHES WITH THE MOST POSTSEASON BERTHS

Head Coach	Postseason Appearances
Don Shula	19
Bill Belichick	18
Tom Landry	18

DIVISION TITLES RECORD

Belichick again guided the Patriots to the AFC East title in 2019. His 17 division titles are the most by a head coach in NFL history. Don Shula and Tom Landry are second with 13 titles.

MOST CONSECUTIVE DIVISION TITLES

Belichick is the first NFL coach to lead his team to 11 consecutive division titles after claiming another AFC East crown in 2019. Paul Brown (1950-55), Tom Landry (1966-71), Bud Grant (1973-78) and Chuck Noll (1974-79) led their teams to six straight titles.

NFL COACHES WITH THE MOST CONSECUTIVE DIVISION TITLES

Head Coach	Team	Consec. Div. Titles
Bill Belichick	New England	11 (2009-19)
Paul Brown	Cleveland	6 (1950-55)
Tom Landry	Dallas	6 (1966-71)
Bud Grant	Minnesota	6 (1973-78)
Chuck Noll	Pittsburgh	6 (1974-79)

CAREER MILESTONE

Belichick is just the fourth NFL head coach to reach 250 career regular-season victories. His 275 regular-season wins are the third-most regular-season wins all-time.

MOST REGULAR-SEASON WINS, NFL HEAD COACHES

Head Coach	Team(s)	W	L	T
Don Shula	BLT/MIA	328	156	6
George Halas	Chicago	318	148	6
Bill Belichick	CLE/NE	275	131	0
Tom Landry	Dallas	250	162	6
Curly Lambeau	GB/CHI/WAS	226	132	22

CLIMBING THE WINS LADDER

Belichick has 239 career regular-season wins with the Patriots, the fourth-most regular-season wins with one team among head coaches.

NFL HEAD COACHES WITH THE MOST REGULAR-SEASON WINS WITH ONE TEAM

Coach	Team	W	L	T
George Halas	Chicago	318	148	31
Don Shula	Miami	257	133	2
Tom Landry	Dallas	250	162	6
Bill Belichick	New England	239	87	0
Curly Lambeau	Green Bay	209	104	21

PATRIOTS RENAISSANCE

Once head coach Bill Belichick implemented his coaching design on the Patriots, his approach has given him the best record of any NFL head coach since 2001 (including the postseason).

NFL COACHES RECORDS SINCE 2001

Coach	Team(s)	W	L	T	Pct.
Bill Belichick	New England	264	87	0	.752
Tony Dungy	TB/IND	101	41	0	.711
Jim Harbaugh	San Francisco	49	22	1	.688
Sean McVay	L.A. Rams	40	19	0	.678
Bill Cowher	Pittsburgh	70	35	1	.665



BILL BELICHICK NEWS & NOTES

3X COACH OF THE YEAR

The Associated Press has named Bill Belichick the NFL's Coach of the Year for 2003, 2007 and 2010, joining Don Shula (four-time winner) and Chuck Knox as the only three-time winners.

ABOVE THE CENTURY MARK

Bill Belichick has an overall record of 306-143, 163 games above the .500 mark. He joins Don Shula and George Halas as the only coaches with 100 more wins than losses.

COACHES WITH 100 OR MORE WINS THAN LOSSES

Head Coach	Team(s)	W	L	T	Wins above .500
Don Shula	BLT/MIA	347	173	6	174
George Halas	Chicago	324	151	31	173
Bill Belichick	CLE/NE	306	143	0	163

500+ FOR 3 STRAIGHT YEARS

Belichick became the first head coach in NFL history to lead a team to three straight 500-point seasons (2010-12) and four overall (2007-589, 2010-518, 2011-513 and 2012-557). St. Louis was the only other team to have done it three times (1999-526, 2000-540, 2001-503).

TWO DECADES WITH THE PATRIOTS

Bill Belichick is now in his 21st year as head coach of the New England Patriots and is one of seven to coach one team for at least 20 years.

20 YEAR HEAD COACHES WITH ONE TEAM

Head Coach	Years with Team
George Halas.....	40 with Chicago
Curly Lambeau.....	29 with Green Bay
Tom Landry.....	29 with Dallas
Don Shula.....	26 with Miami
Chuck Noll.....	23 with Pittsburgh
Steve Owen.....	23 with N.Y. Giants
Bill Belichick.....	21 with New England

BETTER THAN AVERAGE

Belichick has led the Patriots to 19 straight seasons with a winning record (2001-19), second all-time behind Tom Landry, whose Dallas Cowboys accomplished the feat 20 straight seasons.

MOST CONSECUTIVE SEASONS WITH A WINNING RECORD

Head Coach	Team	Years
Tom Landry	Dallas	20 – 1966-85
Bill Belichick	New England	19 – 2001-19
Curly Lambeau.....	Green Bay	14 – 1934-47
Curly Lambeau.....	Green Bay	12 – 1921-32
George Halas	Chicago	10 – 1933-42
John Madden	Oakland	10 – 1969-78

DOUBLE-DIGIT WINS

Belichick has led New England to 17 consecutive seasons with at least 10 wins, setting a new NFL record.

MOST CONSECUTIVE 10-WIN SEASONS

Team	Years	Consec. Seasons w/10+ Wins
New England	2003-19	17
San Francisco	1993-98	16
Indianapolis.....	2002-10.....	9
Dallas.....	1975-81	7

DIVISIONAL SUCCESS

HIGHEST WIN PCT. VS. DIVISION OPPONENTS (SINCE 1970 - MINIMUM 60 GAMES)

Head Coach	Team(s)	W	L	T	Win Pct.
Mike Tomlin	Pittsburgh	54	22	1	.708
George Allen	LAR/WAS	42	18	2	.700
Bill Belichick	CLE/NE	109	48	0	.694
Bud Grant	Minnesota	69	31	1	.688
Tom Landry	Dallas	101	46	0	.687

MOST WINS VS. DIVISION OPPONENTS SINCE 1970

Head Coach	Team(s)	Wins vs. Div. Opponents
Don Shula.....	Miami	132
Bill Belichick	CLE/NE.....	109
Tom Landry	Dallas	101
Dan Reeves.....	DEN/NYG/ATL.....	95
Marty Schottenheimer.....	CLE/KC/SD/WAS.....	95



PATRIOTS OFFENSIVE NOTES



WR JULIAN EDELMAN

2020 ACCOMPLISHMENTS

- In Week 1 vs. Miami, Edelman (620) joined Wes Welker (672) to become the second Patriot to reach 600 career receptions. Edelman now needs 53 receptions to move past Welker.

- Set a single-game career high with 179 yards receiving on eight receptions at Seattle Week 2. His previous career-high was 151 receiving yards on eight receptions with a touchdown at Miami (11/17).

WHAT TO WATCH FOR IN 2020

- Edelman is in fourth place on the Patriots career receiving yards list with 6,822 receiving yards. He needs 638 yards to move past Wes Welker (7,459) into third place in team history, behind the 7,861 yards by Rob Gronkowski and 10,352 by Stanley Morgan.
- Edelman enters 2020 in ninth place on the Patriots all-time list with 36 receiving touchdowns and can move past Wes Welker (37), Irving Fryar (38), Jim Colclough (39) in 2020.
- Edelman enters the 2020 season with 1,986 punt return yards in the regular season, third in team history to the 2,625 by Troy Brown and 2,055 by Irving Fryar. Edelman needs 14 punt return yards to become the third Patriots player with 2,000 punt return yards.
- Edelman enters 2020 second in NFL history with 118 postseason receptions, second behind Jerry Rice (151).
- Edelman is one of 15 NFL players with at least 1,000 career postseason receiving yards and his 1,442 postseason receiving yards are second all-time, behind the 2,245 playoff receiving yards by Jerry Rice.
- Edelman has accrued six postseason 100-yard receiving games, the most in New England history and tied with Michael Irvin for second all-time, behind the eight 100-yard receiving games by Jerry Rice.

CLIMBING THE FRANCHISE RANKS

Edelman is in second in team history in receptions, and fourth in receiving yards and all-purpose yards

MOST RECEPTIONS IN PATRIOTS HISTORY (REGULAR SEASON)

Player	Receptions
Wes Welker.....	672
Julian Edelman	620
Troy Brown.....	557
Stanley Morgan	534
Rob Gronkowski	521

MOST RECEIVING YARDS IN PATRIOTS HISTORY (REGULAR SEASON)

Player	Receiving Yards
Stanley Morgan	10,352
Rob Gronkowski	7,861
Wes Welker.....	7,459
Julian Edelman	6,822
Troy Brown.....	6,366

MOST ALL-PURPOSE YARDS IN PATRIOTS HISTORY (REGULAR SEASON)

Player	All-Purpose Yards
Kevin Faulk	12,339
Stanley Morgan	11,468
Troy Brown.....	11,128
Julian Edelman.....	9,869
Wes Welker.....	9,070

HAS THE MOST RUSHING ATTEMPTS (58) AND RUSHING YARDS (413) BY A PATRIOTS WIDE RECEIVER.

4TH IN TEAM HISTORY WITH 6,822 RECEIVING YARDS.

3 1,000 YARD SEASONS

2 100 CATCH SEASONS

2ND SECOND IN TEAM HISTORY WITH 620 RECEPTIONS, BEHIND THE 672 RECEPTIONS BY WES WELKER
SECOND IN NFL POSTSEASON HISTORY WITH 118 RECEPTIONS FOR 1,442 YARDS TO JERRY RICE (151-2,245).



10 RECEPTIONS FOR 141 YARDS

TWO 100-RECEPTION SEASONS

Julian Edelman notched his second career 100-reception season in 2019, joining Wes Welker is the only other Patriot with multiple 100-reception seasons.

MOST 100-RECEPTION SEASONS/PATRIOTS HISTORY

Player	100-Catch Seasons
Wes Welker.....	5
Julian Edelman.....	2
Troy Brown.....	1

100 RECEPTION SEASONS IN PATRIOTS HISTORY

Player	Season	Receptions
Wes Welker	2009	123
Wes Welker	2011	122
Wes Welker	2012	118
Wes Welker	2007	112
Wes Welker	2008	111
Julian Edelman	2013	105
Troy Brown	2001	101
Julian Edelman	2019	100

VERY RECEPTIVE

Julian Edelman has averaged 6.2 receptions per game since 2013, fourth-highest average in the NFL over that span.

Player	Team(s)	Receptions Per Game
Antonio Brown	Pittsburgh/New England	7.4
Michael Thomas	New Orleans	7.4
Julio Jones	Atlanta	6.8
Julian Edelman/Christian McCaffrey/Keenan Allen.....	6.2





PATRIOTS OFFENSIVE NOTES

STREAKING RECEIVER

Edelman has at least one reception in each of his last 92 games played.

CONSECUTIVE GAMES WITH AT LEAST ONE RECEPTION

Player	Team(s)	Consec. Games
Larry Fitzgerald	Arizona	250
Julio Jones	Atlanta	123
Golden Tate	SEA/DET/PHI/NYG	121
DeAndre Hopkins	HOU/ARZ	117
Travis Kelce	Kansas City	102
Jarvis Landry	MIA/CLE	101
Julian Edelman	New England	92

EDELMAN ECLIPSES 1,000 YARDS RECEIVING

Edelman became the 10th Patriots player to register a 1,000-yard receiving season in 2013. He now has three such seasons after tallying 1,117 yards receiving in 2019.

1,000-YARD RECEIVING SEASONS IN PATRIOTS HISTORY

Player	Season	Yards
Wes Welker	2011	1,569
Randy Moss	2007	1,493
Stanley Morgan	1985	1,491
Wes Welker	2012	1,354
Wes Welker	2009	1,348
Rob Gronkowski	2011	1,327
Randy Moss	2009	1,264
Troy Brown	2001	1,199
Rob Gronkowski	2015	1,176
Wes Welker	2007	1,175
Ben Coates	1994	1,174
Wes Welker	2008	1,165
Terry Glenn	1999	1,147
Terry Glenn	1996	1,132
Rob Gronkowski	2014	1,124
Julian Edelman	2019	1,117
Julian Edelman	2016	1,106
Rob Gronkowski	2017	1,084
Brandin Cooks	2017	1,082
Julian Edelman	2013	1,056
Stanley Morgan	1981	1,029
Irving Fryar	1991	1,014
Harold Jackson	1979	1,013
Randy Moss	2008	1,008
Stanley Morgan	1979	1,002

THREE 1,000-YARD RECEIVING SEASONS

Edelman had his third career 1,000-yard receiving season in 2019. He joined Wes Welker (5), Rob Gronkowski (4), Randy Moss (3) and Stanley Morgan (3) as the only Patriots with at least three 1,000-yard receiving seasons.

MOST 1,000-YARD RECEIVING SEASONS/PATRIOTS HISTORY

Player	1,000-Yard Seasons
Wes Welker	5
Rob Gronkowski	4
Julian Edelman	3
Stanley Morgan	3
Randy Moss	3

PERFECT PASSER RATING

Edelman has completed 7-of-8 passing attempts for 179 yards with two touchdowns and a perfect 158.3 passer rating in his career (including playoffs). On Oct. 18, 2020 vs. Denver, he joined RB Andy Johnson (Sept. 6, 1981 vs. Baltimore) and RB Dick Christy (Nov. 18, 1960 vs. Dallas Texans) as the three Patriots non-quarterbacks who have completed two passes in a game.

EDELMAN PASSES – REGULAR SEASON

- Nov. 4, 2018 vs. Green Bay - 1-for-1 for 37 yards to James White
- Nov. 11, 2018 at Tennessee - 1-for-1 for 6 yards to Tom Brady
- Sept. 8, 2019 vs. Pittsburgh - 1-for-1 for 32 yards to James White
- Nov. 17, 2019 at Philadelphia - 1-for-1 for a 15-yard touchdown to Phillip Dorsett II
- Oct. 18, 2020 vs. Denver - 2-for-2 for 38 yards (22 yards to James White and 16 yards to Cam Newton)

EDELMAN PASSES – POSTSEASON

- Jan. 10, 2015 vs. Baltimore - 1-for-1 for 1 51-yard touchdown to Danny Amendola
- Feb. 5, 2017 vs. Atlanta - 0-for-1 on an intended pass to Dion Lewis

EDELMAN IN A RUSH

Edelman has 58 rushing attempts for 413 yards, the most rushing attempts and rushing yards by a Patriots wide receiver in team history.

MOST RUSHING ATTEMPTS & RUSHING YARDS BY A PATRIOTS WIDE RECEIVER

Player	Rush Attempts	Player	Rushing Yards
Julian Edelman	58	Julian Edelman	413
Cordarrelle Patterson	42	Darryl Stingley	244
Irving Fryar	35	Cordarrelle Patterson	228
Troy Brown	29	Irving Fryar	188
Darryl Stingley	28	Troy Brown	178

ANOTHER TEAM RECORD

Edelman had a 47-yard run vs. Indianapolis (11/18/12). It is the longest run by a Patriots receiver, topping Troy Brown's 35-yard run vs. Tampa Bay (09/03/00) and Terry Glenn's 35-yarder vs. Kansas City (12/04/00).

FROM STANDOUT QB TO WR

Edelman began his college football career with a year at the College of San Mateo (Calif.) before transferring to Kent State, where as a senior, he completed 56 percent of his passes (153-of-275 for 1,820 yards) with 13 touchdowns. He was also the team's leading rusher, gaining 1,551 yards on 215 attempts (an average of 7.5 yards per carry) and scoring 13 touchdowns. His offensive numbers broke Kent State's single-season record for total offense set by Joshua Cribbs in 2003.

Said head coach Bill Belichick on the versatility of Edelman: "He played the quarterback position in college at Kent State and all the positions really that he's played in the NFL – covering kicks, returning kicks, slot receiver, outside receiver, slot defender – he didn't do any of those things in college. I think that really speaks to his versatility and how much he's grown as a player and how many things he's learned how to do that he really didn't have much experience with in college. I'd say that's pretty unusual, especially to be as competent in them as he is."

FATHERLY ADVICE

If there is one thing Julian Edelman has never lacked, it's athletic ability. A dual-threat quarterback at Kent State and former baseball standout in high school, Edelman once wowed Toronto Blue Jays players with his impressive footwork while fielding ground balls in an appearance at batting practice in 2011.

This natural ability may have been overlooked by NFL scouts, who let him fall to the Patriots in the seventh round of the 2009 NFL Draft. Edelman remains focused on the lessons his father, Frank Edelman, taught him at a young age. "I'm still constantly trying to learn," Edelman told the *Boston Herald*. "My dad always put it in my head, when you're green, you're growing, when you're ripe, you're lost. When you're done learning, you're done."

PATRIOTS OFFENSIVE NOTES

EDELMAN PLAYOFF NOTES

SUPER BOWL MVP

Edelman was named Super Bowl MVP after finishing with 10 receptions for 141 yards in Super Bowl LIII vs. the L.A. Rams. He became the seventh wide receiver to win Super Bowl MVP honors and the second Patriots wide receiver to win the award. Deion Branch was named MVP in Super Bowl XXXIX.

INCHING CLOSER TO THE TOP

Edelman ranks second all-time in NFL postseason history with 118 receptions. He also ranks second all-time in postseason receiving yards and is one of 15 players with at least 1,000 career postseason receiving yards. He is the Patriots all-time playoff leader with 118 receptions and 1,442 receiving yards.

MOST POSTSEASON RECEPTIONS IN NFL HISTORY

Jerry Rice.....	151
Julian Edelman.....	118
Reggie Wayne.....	93
Hines Ward.....	88
Wes Welker.....	88

MOST POSTSEASON RECEIVING YARDS IN NFL HISTORY

Jerry Rice.....	2,245
Julian Edelman.....	1,442
Michael Irvin.....	1,315
Cliff Branch.....	1,289
Reggie Wayne.....	1,254

MOST POSTSEASON RECEPTIONS & RECEIVING YARDS IN PATRIOTS HISTORY

Julian Edelman.....	118
Rob Gronkowski.....	81
Wes Welker.....	69
Troy Brown.....	58
Danny Amendola.....	57
Julian Edelman.....	1,442
Rob Gronkowski.....	1,163
Deion Branch.....	852
Danny Amendola.....	709
Troy Brown.....	694

CAREER PERFORMANCES

Edelman now has six 100-yard playoff receiving games, including two in the Super Bowl. He is now tied with Michael Irvin with six 100-yard postseason games, behind the eight by Jerry Rice.

MOST 100-YARD RECEIVING GAMES IN PLAYOFF HISTORY

- 8 Jerry Rice – 29 postseason games played
- 6 Julian Edelman – 18 postseason games played**
- 6 Michael Irvin – 16 postseason games played
- 5 John Stallworth – 18 postseason games played
- 5 Andre Reed – 21 postseason games played
- 5 Hines Ward – 18 postseason games played
- 5 Larry Fitzgerald – 9 postseason games played
- 5 Antonio Brown – 10 postseason games played

MOST 100-YARD RECEIVING GAMES IN PATRIOTS PLAYOFF HISTORY

Julian Edelman.....	6
Rob Gronkowski.....	4
Deion Branch.....	4
Wes Welker.....	3

MANY PLAYOFF RETURNS

Edelman is the NFL's all-time postseason leader with 39 punt returns for 443 yards in the playoffs. He is also first with 39 punt returns. Additionally, Edelman is tied with Troy Brown for most punt returns in Super Bowl history with eight and ranks third with 69 punt return yards.

MOST PLAYOFF PUNT RETURNS & YARDS IN NFL HISTORY

Player	Punt Returns
Julian Edelman.....	39
Dave Meggett.....	34
Brian Mitchell.....	34
Troy Brown.....	33

Player	Punt Return Yds.
Julian Edelman.....	443
Brian Mitchell.....	339
Troy Brown.....	315

MOST SUPER BOWL PUNT RETURNS & YARDS IN NFL HISTORY

Player	Punt Returns
Julian Edelman.....	8
Troy Brown.....	8

Player	Punt Return Yds.
John Taylor.....	94
Desmond Howard.....	90
Julian Edelman.....	69

QB BRIAN HOYER



BRIAN HOYER IS THE FIRST PLAYER TO HAVE THREE DIFFERENT STINTS WITH THE PATRIOTS.

OCT. 5, 2014

THREW THREE TOUCHDOWN PASSES, INCLUDING A 6-YARDER TO WR TRAVIS BENJAMIN WITH :09 TO PLAY TO HELP LEAD THE CLEVELAND BROWNS BACK FROM A 28-3 SECOND-QUARTER DEFICIT IN A 29-28 WIN AT THE TENNESSEE TITANS.



IN 2016 WITH CHICAGO, HOYER SET AN NFL RECORD WHEN HE ATTEMPTED 200 PASSES WITHOUT THROWING AN INTERCEPTION.



Hoyer is one of seven NFL quarterbacks to lead his team back to win a game after trailing by 25 or more points. Others on that list include San Francisco's Joe Montana (12/7/80 vs. New Orleans), St. Louis' Neil Lomax (11/8/87 vs. Tampa Bay), Buffalo's Frank Reich (1/3/93 vs. Houston), Buffalo's Todd Collins (9/21/97) vs. Indianapolis' Andrew Luck (1/4/14 vs. Kansas City) and Tom Brady (2/5/17) vs. Atlanta.



PATRIOTS OFFENSIVE NOTES



OL SHAQ MASON

A FAMOUS NAMESAKE

A noted sports fan and basketball enthusiast, Shaq's mother, Alicia McGuire, named him Shaquille Olajuwon Mason in 1993 after her two favorite NBA stars at the time, Shaquille O'Neal and Hakeem Olajuwon. The Tennessee native had the opportunity to meet one of his namesakes at a Memphis Grizzlies game while

O'Neal was a member of the Miami Heat, receiving a special meet-and-greet and having his jersey signed.

HELLO MY NAME IS



RB SONY MICHEL

WHAT TO WATCH FOR IN 2020

- Sony Michel looks to become the Patriots first homegrown running back to rush for 1,000 yards since Stevan Ridley in 2012.
- The Patriots are 10-1 in games when Michel scores a touchdown.

ROOKIE RUSHING SURGE

RB Sony Michel finished his rookie season with 931 yards rushing. It is the most by a rookie running back under Bill Belichick, surpassing the 745 rushing yards by Lawrence Maroney as a rookie in 2006.

ROOKIE IN A RUSH

Michel had four 100-yard rushing games in 2018, including a season-high of 133 at the N.Y. Jets on Nov. 25, 2018.

MOST 100-YD RUSH GAMES BY A PATRIOTS ROOKIE

Player	Season	100-Yd. Games
Curtis Martin	1995	9 (Weeks 1, 8, 10-11, 13-17)
John Stephens	1988	5 (Weeks 8-10, 14, 16)
Sony Michel	2018	4 (Weeks 4, 6, 12, 16)
Robert Edwards	1998	4 (Weeks 6-7, 15-16)

HIGH AVERAGE I

Michel had a 13.0 rushing average on nine attempts for 177 yards Week 3 vs. Las Vegas (9/27), marking the highest single-game average for a Patriots running back with at least nine attempts.

HIGHEST RUSHING AVERAGE/SINGLE GAME (Minimum 9 Attempts)

Sony Michel – 13.0 – vs. Las Vegas (09/27/20)
 Larry Garron – 11.6 – vs. Buffalo (10/22/61)
 Sam Cunningham – 11.4 at Buffalo (10/20/74)

HIGH AVERAGE II

Three Patriots Players have rushed for at least 100 yards and averaged at least 13 yards per carry in a single game:

- **QB Steve Grogan** rushed seven times for 103 yards (14.7 avg.) vs. the N.Y. Jets (10/18/76).
- **RB Robert Weathers** totaled six rushing attempts for 100 yards (16.7 avg.) vs. Baltimore Colts (9/4/83).
- **RB Sony Michel** ran for 117 yards on nine carries (13.0-yard average) vs. Las Vegas (9/27/20).

MICHEL GOES LONG (TWICE)

RB Sony Michel ripped off a 38-yard run and a 48-yard run in the quarter vs. Las Vegas (9/27), the two longest runs of his career. His previous long was a 34-yard touchdown run vs. Indianapolis (10/4/18).

SONY SETS ROOKIE PLAYOFF TD MARK

Michel set the NFL postseason record for most rushing touchdowns by a rookie in a single postseason with six. He finished second behind Terrell Davis (8) for most rushing touchdowns in a single post-season.

MOST POSTSEASON RUSH TDS BY A ROOKIE

Player	Team	Season	Rush TDs
Sony Michel	New England	2018	6
Leonard Fournette	Jacksonville	2017	4
Jamal Lewis	Baltimore	2000	4
William Floyd	San Francisco	1994	4
Tony Dorsett	Dallas	1977	4
Norm Standlee	Chicago	1977	4

MOST RUSH TDS IN A SINGLE POSTSEASON

Player	Team	Season	Rush TDs
Terrell Davis	Denver	1997	8
Sony Michel	New England	2018	6
Larry Csonka	Miami	1973	6
Franco Harris	Pittsburgh	1974	6
John Riggins	Washington	1983	6
Gerald Riggs	Washington	1991	6
Emmitt Smith	Dallas	1995	6
Ricky Watters	San Francisco	1993	6

QB CAM NEWTON

2020 ACCOMPLISHMENTS

- Became the 48th QB in NFL history to reach 30,000 career passing yards vs. San Francisco (10/25) and is the only player in NFL history with 30,000 passing yards and 5,000 career rushing yards.
- Joined Michael Vick as the second QB in NFL history to reach 5,000 career rushing yards in vs. Denver (10/18).
- In the season-opener vs. Miami (9/13), Newton set a Patriots record for most rushing attempts (14) in a single game by a QB and had 75 yards rushing, the most by a Patriots QB in a single game under Bill Belichick. He passed that mark with 76 yards rushing vs. Denver (10/18).



PATRIOTS OFFENSIVE NOTES

1ST

NEWTON IS FIRST IN NFL HISTORY WITH 63 RUSHING TOUCHDOWNS BY A QUARTERBACK AND SECOND WITH 5,050 CAREER RUSHING YARDS.

MOST RUSHING TOUCHDOWNS BY AN NFL QUARTERBACK/CAREER

PLAYER	RUSHING TOUCHDOWNS
CAM NEWTON.....	63
Steve Young.....	43
Jack Kemp.....	40

MOST RUSHING YARDS BY AN NFL QUARTERBACK/CAREER

PLAYER	RUSHING YARDS
Mike Vick.....	6,109
CAM NEWTON.....	5,050
Randall Cunningham.....	4,928



CAM NEWTON IS THE SIXTH HEISMAN TROPHY WINNER TO SUIT UP FOR THE PATRIOTS AFTER WINNING THE AWARD IN 2010 AT AUBURN.

PATRIOTS HEISMAN TROPHY WINNERS

Player	Position	Season	School
Joe Bellino	RB	1960	Navy
John Huarte	QB	1964	Notre Dame
Jim Plunkett	QB	1970	Stanford
Doug Flutie	QB	1984	Boston College
Vinny Testaverde	QB	1986	Miami
Cam Newton	QB	2010	Auburn

RECORD-SETTING QB

In addition to owning the NFL record for career rushing touchdowns by a quarterback and sitting second for career rushing yards by a QB, Newton owns two additional QB records for most rushing first downs and most games with a passing and rushing touchdown.

MOST RUSHING FIRST DOWNS BY A QB IN NFL HISTORY

Player	Rushing 1st Downs
Cam Newton.....	381
Michael Vick.....	343
Steve McNair.....	277

MOST GAMES WITH PASSING AND RUSHING TD IN NFL HISTORY

Player	Games
Cam Newton.....	40
Steve Young.....	31
Aaron Rodgers.....	24
Fran Tarkenton.....	24

SEASONAL RUSHING RECORD

Newton set the NFL record for most rushing touchdowns by a quarterback in a single season with 14 in 2011, surpassing the 12 rushing touchdowns by former Patriots QB Steve Grogan. Newton is also the only NFL QB with two seasons with double-digit rushing touchdowns in a season. He had 10 rushing touchdowns in 2015.

MOST RUSH TDS IN A SEASON BY A QB

Player	Team	Season	Rush TDs
Cam Newton	Carolina	2011	14
Steve Grogan	New England	1976	12
Kordell Stewart	Pittsburgh	1997	11
Tobin Rote	Green Bay	1956	11
Johnny Lujack	Chicago	1950	11
Cam Newton	Carolina	2015	10
Billy Kilmer	San Francisco	1961	10
Daunte Culpepper	Minnesota	2002	10

EIGHT CAREER GAME WITH MULTIPLE RUSH TDS

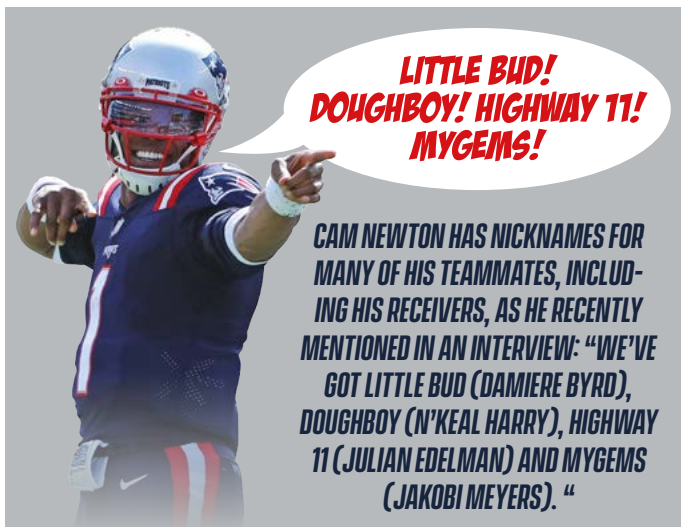
Newton scored two rushing touchdowns in each of his first two games with the Patriots vs. Miami (9/13) and at Seattle (9/20). He surpassed Otto Graham, Steve Young, Jack Kemp and Steve McNair for the most multi-rush touchdown games by a quarterback in NFL history with eight.

MOST RUSH TDS BY A QB IN NFL HISTORY

Player	Multi-Rush TD Games
Cam Newton.....	8
Otto Graham.....	7
Jack Kemp.....	7
Steve McNair.....	7
Steve Young.....	7

NEWTON MULTI-RUSH TD GAMES

Date	Opponent	Rushing TDs
12/04/11	at Tampa Bay	3
09/20/20	at Seattle	2
09/13/20	vs. Miami	2
01/03/16	vs. Tampa Bay	2
09/23/18	vs. Cincinnati	2
11/20/11	at Detroit	2
10/02/11	at Chicago	2
11/26/12	at Philadelphia	2



**LITTLE BUD!
DOUGHBOY! HIGHWAY 11!
MYGEMS!**

CAM NEWTON HAS NICKNAMES FOR MANY OF HIS TEAMMATES, INCLUDING HIS RECEIVERS, AS HE RECENTLY MENTIONED IN AN INTERVIEW: "WE'VE GOT LITTLE BUD (DAMIERE BYRD), DOUGHBOY (N'KEAL HARRY), HIGHWAY 11 (JULIAN EDELMAN) AND MYGEMS (JAKOBI MEYERS)."



PATRIOTS OFFENSIVE NOTES

NEWTON TAKES OFF VS. MIAMI

Cam Newton rushed for 75 yards on 15 carries in the season-opener vs. Miami (9/15), the most rushing yards by a Patriots quarterback under Bill Belichick. He topped that with 76 yards vs. Denver (10/18). His 15 rushing attempts were also the most by a Patriots QB in a single game in team history.

MOST RUSH YARDS BY PATRIOTS QB SINCE 1976

Player	Date	Opponent	Yards
Steve Grogan	10/18/1976	vs. N.Y. Jets	103
Babe Parilli	11/06/1964	vs. Houston	96
Tom Yewcic	11/30/1962	vs. N.Y. Titans	90
Steve Grogan	11/20/1977	at Buffalo	81
Cam Newton	10/18/2020	vs. Denver	76
Steve Grogan	09/19/1976	vs. Miami	76
Cam Newton	09/13/20	vs. Miami	75

MOST RUSH ATTEMPTS BY PATRIOTS QB SINCE 1976

Player	Date	Opponent	Attempts
Cam Newton	09/13/20	vs. Miami	15
Steve Grogan	11/20/77	at Buffalo	12
Cam Newton	09/20/20	at Seattle	11
Tony Eason	11/09/86	at Indianapolis	11
Tom Brady	12/24/06	at Jacksonville	10
Steve Grogan	10/21/79	vs. Miami	10

PATRIOTS QBS WITH MULTI-RUSH TD GAMES

Newton's two touchdown runs at Seattle (9/20) marked the 14th time that a Patriots quarterback has rushed for multiple touchdowns in a single game.



WR MATTHEW SLATER

WHAT TO WATCH FOR IN 2020

- Slater is tied with Tom Brady and Patrick Chung for most consecutive seasons appearing in a playoff game with 11 from 2009 through 2019.

LIKE FATHER LIKE SON

Slater is one of 10 sons of Hall of Fame members to be drafted in NFL history.

HALL OF FAME FATHERS WITH SONS DRAFTED IN THE NFL

Jackie Slater (class of 2001) – son, Matthew Slater (NE)
 Bobby Bell (class of 1983) – son, Bobby Bell (NYJ)
 Tony Dorsett (class of 1994) – son, Anthony Dorsett (HOU)
 Bob Griese (class of 1990) – son, Brian Griese (DEN)
 Russ Grimm (class of 2010) – son, Cody Grimm (TB)
 Howie Long (class of 2000) – sons Chris Long (STL) and Kyle Long (CHI)
 Bruce Matthews (class of 2007) – son, Jake Matthews (ATL)
 Don Shula (class of 1997) – son, Mike Shula (TB)
 Kellen Winslow (class of 1995) – son, Kellen Winslow (CLE)

PRO BOWL RECORD



Slater has earned eight Pro Bowl invitations (2011-17, 19) as a special teams player to pass Steve Tasker (1987, 1990-95) for the most special teams Pro Bowl honors in NFL history. Slater is the only special teams player to earn seven consecutive Pro Bowls, which he did from 2011-17.




HAS EARNED **8** SPECIAL TEAMS PRO BOWL INVITES, THE MOST FOR A SPECIAL TEAMS PLAYER IN NFL HISTORY

LONGEST TENURED PLAYER ON THE PATRIOTS.

1 of 10
SONS OF HALL OF FAMERS TO BE DRAFTED IN THE NFL

10 HAS BEEN VOTED A TEAM CAPTAIN FOR 10 STRAIGHT SEASONS.



ALL-STAR COMBINATION

Slater was voted to the Pro Bowl for seven straight seasons from 2011-17 and again in 2019, one more than the seven that his father was voted to with the L.A. Rams. The Slater family's 15 combined Pro Bowls are the second-most among father-son contingents to have been voted to at least one Pro Bowl each.

MOST FATHER AND SON PRO BOWL SELECTIONS

Players	Pro Bowls
Archie (2), Peyton (14) and Eli Manning (4).....	20
Jackie (7) and Matthew Slater (8)	15

ELECTED TEAM LEADER

Slater was named to eight Pro Bowls (2011-17, 19) for his special teams work, but perhaps more revealing of his value to New England is the fact that he was elected a captain by his teammates for the 10th straight season in 2020.

The special teams ace shared what it means to be a captain with high school football players in a story published by *The Boston Globe*. "You have to be able to put others before yourself. Being a captain and leadership is about serving, and to me, that means a great deal of sacrifice – putting aside personal agendas for the greater common goal. Leadership is equated with sacrifice. I think you have to be willing to do whatever it takes for the unit to succeed. I think you need to lead by example. A lot of times, it's about what you do, not what you say."

SLATER EMERGENCE WAS SPECIAL

Bill Belichick acknowledged Matthew Slater's role as a gunner on special teams: "Matt is one of the best in the league," Belichick said. "Any time the punt return team has to double somebody, that makes it one less guy they can use somewhere else in the return. He almost always draws two guys out there unless they're in an eight-man rush. Most of the time, there's two guys out there — fourth-and-short, where they're trying to protect the box — but he draws a lot of double teams, and deservedly so. He does an outstanding job of covering punts."



PATRIOTS OFFENSIVE NOTES

SLATER SCORES FIRST CAREER TOUCHDOWN

During a 2007 loss to Arizona State, UCLA's Matthew Slater returned a kickoff 89 yards for the final touchdown of his collegiate career. In the Patriots 16-10 win over Buffalo on Sept. 29, 2019, DB J.C. Jackson blocked a punt, which Slater returned 11 yards for his first NFL touchdown, 12 seasons after his last touchdown.

OL JOE THUNEY

SUPER BOWL RECORD SETTER

Joe Thuney became the first player in NFL history to start in the Super Bowl in each of his first three seasons in the NFL.

SNAPS FOR THUNEY

Joe Thuney has registered the second-most offensive snaps since he entered the league in 2016. Thuney has played 4,858 snaps, behind Eagles center Jason Kelce (4,877)

THUNEY STARTS AT CENTER

Thuney made his first NFL start at center Week 3 vs. Las Vegas (9/27). He entered the game with 66 straight starts at left guard, appearing at center for a single drive in the 2017 preseason. He was the projected starting center at North Carolina State as a sophomore, but started at right tackle and right guard to start the year before eventually settling in at left tackle for the rest of that season.

BACK TO SCHOOL

Thuney has taken advantage of an NFLPA program that assists its players in earning college degrees. After earning his degree in accounting while also studying international studies at N.C.. State, Thuney recently earned his MBA through Indiana University's Kelley School of Business.

RB JAMES WHITE

2020 ACCOMPLISHMENTS

- White passed Deion Branch (328) and Terry Glenn (329) into sole possession of ninth place on the club's all-time receptions list. He enters this week with 339 career regular-season receptions.

WHAT TO WATCH FOR IN 2020

- James White has 24 career touchdown receptions in the regular season, second all-time among Patriots running backs behind the 26 by Larry Garron.
- White enters 2020 with 24 touchdown receptions in 82 regular-season games. Philadelphia Eagles RB Brian Westbrook became the fastest running back in NFL history to reach 25 regular-season touchdown receptions, accomplishing the feat in 87 regular-season games.
- White is seventh in NFL history among running backs since 1970 with



SET A SUPER BOWL RECORD IN SUPER BOWL LI WITH 14 RECEPTIONS AND 20 POINTS.

SET A TEAM RECORD BY A RUNNING BACK WITH

87

RECEPTIONS IN 2018.

HIS 2,945 RECEIVING YARDS ARE SECOND-MOST BY A TEAM RUNNING BACK, BEHIND THE 3,701 BY KEVIN FAULK.

24 CAREER TOUCHDOWN RECEPTIONS ARE SECOND IN PATRIOTS ALL-TIME HISTORY AMONG RUNNING BACKS BEHIND THE 26 BY LARRY GARRON.

HIS 339 RECEPTIONS ARE SECOND-MOST IN PATRIOTS HISTORY AMONG RUNNING BACK BEHIND THE 431 BY KEVIN FAULK.



24 touchdown receptions.

- White has 339 career regular-season receptions are second in New England history among running backs, behind the 431 by Kevin Faulk.
- White is second among all Patriots running backs with 2,945 career receiving yards, behind Kevin Faulk (3,701). He needs 757 yards to move into first place on the Patriots all-time list.

WHITE'S RECEIVING RANKS

Entering the 2020 season, James White ranks second in franchise history in receptions, receiving yards and receiving touchdowns.

RB RECEPTIONS IN PATRIOTS HISTORY

Player	Seasons	Receptions
Kevin Faulk	1999-2011	431
James White	2014-present	339
Tony Collins	1981-87	261
Sam Cunningham	1973-82	210

RB RECEIVING YARDS IN PATRIOTS HISTORY

Player	Seasons	Receiving Yards
Kevin Faulk	1999-2011	3,701
James White	2014-present	2,945
Larry Garron	1960-68	2,502
Tony Collins	1981-87	2,356

RB TD RECEPTIONS IN PATRIOTS HISTORY



PATRIOTS OFFENSIVE NOTES

Player	Seasons	Receiving TDs
Larry Garron	1960-68	26
James White	2014-present	24
Kevin Faulk	1999-2011	15

TD RECEPTIONS RECORD

White owns the NFL record for most receiving touchdowns by a running back in his first six seasons and is on pace to update that mark in 2020.

MOST RECEIVING TDs BY A RB IN FIRST SIX SEASONS

Player	Team	Receiving TDs
James White	New England	24
Chuck Foreman	Minnesota	23
Brain Westbrook	Philadelphia	23

MOST RECEIVING TDs BY A RB IN FIRST SEVEN SEASONS

Player	Team(s)	Receiving TDs
Brian Westbrook	Philadelphia	28
Darren Sproles	SD/NO	25
James White	New England	24

300 CLUB

White tallied his 300th career regular-season reception in his 74th game, tied for sixth-fewest games to reach 300 career receptions by a running back.

FEWEST GAMES TO REACH 300 RECEPTIONS/RB

Player	Team(s)	Games
Le'Veon Bell	Pittsburgh	60
Reggie Bush	NO/MIA	61
Roger Craig	San Francisco	65
LaDainian Tomlinson	San Diego	67
James Wilder	Tampa Bay	68
James White	New England	74
Ray Rice	Baltimore	74

PROLIFIC SCORING PACE

In 2018, White tied former Patriots RB Larry Garron for the most touchdown receptions by a Patriots running back in a single season.

SINGLE-SEASON RB TD RECEPTIONS IN PATRIOTS HISTORY

Player	Year	Receiving TDs
James White	2018	7
Larry Garron	1964	7
Billy Lott	1961	6

COPIOUS CATCHES

Since 2015, White leads all NFL running backs in receptions, receiving yards and receiving touchdowns by a running back.

RB RECEPTIONS SINCE 2015

Player	Team	Receptions
James White	New England	334
Christian McCaffrey	Carolina	310
Duke Johnson Jr.	Cleveland/Houston	289
Alvin Kamara	New Orleans	289
Le'Veon Bell	Pittsburgh/N.Y. Jets	253

RB RECEIVING YARDS SINCE 2015

Player	Team	Receiving Yds
James White	New England	2,922
Duke Johnson Jr.	Cleveland/Houston	2,657
Christian McCaffrey	Carolina	2,590

RBS WITH THE MOST RECEIVING TDs SINCE 2015

Player	Team	TDs
James White	New England	24
David Johnson	Arizona/Houston	16
Christian McCaffrey	Carolina	15
Kareem Hunt	Kansas City/Cleveland	15
Austin Ekeler	L.A. Chargers	14

RECORD-SETTING SEASON

White had 87 receptions in 2018, a new team record for a running back in a single season.

MOST RECEPTIONS IN A SEASON BY A PATRIOTS RB

Player	Year	Receptions
James White	2018	87
Tony Collins	1986	77
James White	2019	72
Leroy Thompson	1994	65
James White	2016	60
Kevin Faulk	2008	58
James White	2017	56

RECEIVING YARDS RECORD

White occupies three of the top four spots for a single season receiving yards by a Patriots running back.

MOST RECEIVING YARDS IN A SEASON BY A PATRIOTS RB

Player	Year	Receiving Yards
James White	2018	751
Tony Collins	1986	684
James White	2019	645
James White	2016	551

WHITE JOINS EXCLUSIVE GROUP

In 2018, White became the fourth running back in the Super Bowl era with at least 750 receiving yards and seven receiving touchdowns in a season, joining Gary Anderson (1986), Larry Centers (1996) and Marshall Faulk (2000 and 2001).

WHITE HAS CAREER DAY

White set career regular-season highs with 10 receptions and 115 receiving yards vs. Philadelphia (12/06/15). He is the only Patriots running back with four games with 10 or more receptions.

MOST RECEIVING YARDS IN A GAME BY A RUNNING BACK IN PATRIOTS HISTORY

Player	Date	Opponent	Yds
Shane Vereen	12/08/13	Cleveland	153
Dick Christy	11/04/60	Oakland	124
Joe Johnson	11/25/60	Houston	123
James White	12/06/15	Philadelphia	115
Larry Garron	12/11/66	Houston	113

MOST RECEPTIONS IN A GAME BY A RUNNING BACK IN PATRIOTS HISTORY

Player	Date	Opponent	Rec
Shane Vereen	12/08/13	Cleveland	12
Tony Collins	11/29/87	Philadelphia	11
Kevin Faulk	09/03/20	Tampa Bay	11
Leroy Thompson	11/13/94	Minnesota	11
James White	10/29/18	Buffalo	10
James White	10/04/18	Indianapolis	10
James White	10/01/17	Carolina	10
James White	12/06/15	Philadelphia	10
Tony Collins	11/16/86	L.A. Raiders	10



PATRIOTS DEFENSIVE NOTES

WHITE PLAYOFF NOTES

SUPER BOWL RECORD SETTER

White set a Super Bowl record with 14 receptions for 110 yards in Super Bowl LI.

MOST RECEPTIONS IN A SUPER BOWL

Player	Team	SB	Opponent	Rec.
James White	New England	LI	Atlanta	14
Demaryius Thomas	Denver	XLVII	Seattle	13
Dan Ross	Cincinnati	XVI	San Francisco	11
Jerry Rice	San Francisco	XXIX	San Diego	11
Wes Welker	New England	XLII	N.Y. Giants	11
Shane Vereen	New England	XLIX	Seattle	11

White also set a Super Bowl record by scoring 20 points with two rushing touchdowns, one touchdown reception and one two-point conversion.

MOST POINTS SCORED IN A SUPER BOWL

Player	Team	SB	Opponent	Points
James White	New England	LI	Atlanta	20
Roger Craig	San Francisco	XIX	Miami	18
Jerry Rice	San Francisco	XXIV	Denver	18
Ricky Watters	San Francisco	XXIX	San Diego	18
Terrell Davis	Denver	XXXII	Green Bay	18

MOST TOUCHDOWNS IN A SUPER BOWL

Player	Team	SB	Opponent	TDs
James White	New England	LI	Atlanta	3 (2 rush, 1 rec.)
Roger Craig	San Francisco	XIX	Miami	3 (2 rec., 1 rush)
Jerry Rice	San Francisco	XXIV	Denver	3 (3 rec.)
Ricky Watters	San Francisco	XXIX	San Diego	3 (2 rec., 1 rush)
Terrell Davis	Denver	XXXII	Green Bay	3 (3 rush)

WHITE TIES RECEPTIONS RECORD

White's 15 receptions in the 2018 Divisional Playoff win against L.A. Chargers tied Darren Sproles for most catches in a single playoff contest.

MOST RECEPTIONS IN A PLAYOFF GAME

Player	Team	Rd/Yr	Opponent	Receptions
James White	New England	Div/18	L.A. Chargers	15
Darren Sproles	New Orleans	Div/11	San Francisco	15
James White	New England	SB/16	Atlanta	14
T.Y. Hilton	Indianapolis	WC/13	Kansas City	13
Chad Morton	New Orleans	Div/00	Minnesota	13
Shannon Sharpe	Denver	WC/93	L.A. Raiders	13
Thurman Thomas	Buffalo	Div/89	Cleveland	13
Kellen Winslow	San Diego	Div/81	Miami	13

LB JA'WHAUN BENTLEY



Ja'Whaun and his family were homeless starting his freshman year of high school, living with one set of grandparents, then the other, then an aunt. Ja'Whaun and his brother slept on couches and floors at time over the course of several years until Ja'Whaun entered the NFL and was able to secure permanent housing for his family.



DL ADAM BUTLER

BUTLER NETTED SIX SACKS IN 2019

Adam Butler set a new single-season career-high in 2019 with six sacks. His previous high was three sacks in 2018.

CAREER-DEFINING CONTEST

Adam Butler arrived at Vanderbilt as an accomplished high school offensive lineman and spent his freshman season redshirting as a backup at center and guard. During his first offseason, Butler entered a rib eating contest, which judges ruled his team had lost. Butler disagreed and began arguing with the judges. Then Commodore defensive coordinator Bob Shoop was in attendance and witnessed Butler's demeanor and was impressed with his competitive attitude. Shoop convinced then head coach James Franklin to ask Butler to transition to defense.



"Coach Franklin brought me into his office and he asked me what I wanted, and I wanted whatever was best for the team," Butler told The Tennessean. "Because we were so short on defensive linemen at that time, that's how it happened."

LB BRANDON COPELAND



Copeland interned at investment bank UBS during summer breaks in college and has since returned to Penn to teach a financial literacy seminar called "Life 101."



CB STEPHON GILMORE

WHAT TO WATCH FOR IN 2020

- Stephon Gilmore became the first Patriots player to record two consecutive seasons with at least 20 passes defended after recording 20 in both 2018 and 2019. He can become the first NFL player to have three straight seasons with 20 passes defended.



PATRIOTS DEFENSIVE NOTES

2019 NFL DEFENSIVE PLAYER OF THE YEAR

THE FIRST PATRIOT TO WIN THE ACCOLADE



EARNED HIS THIRD PRO BOWL
SELECTION AND WAS A
UNANIMOUS ALL-PRO FIRST
TEAM SELECTION IN 2019.

HE TIED FOR NFL LEAD WITH SIX
INTERCEPTIONS AND LED THE NFL
WITH 20 PASSES DEFENSED IN 2019.



LOCK-DOWN DEFENDER

CB Stephon Gilmore tied for the NFL lead with six interceptions and led the NFL with 20 passes defended in 2019. The six interceptions marked a career-high and 20 passes defended matched the career-high 20 he had in 2018.

2019 NFL INTERCEPTION LEADERS

Player	Team	Interceptions
Stephon Gilmore.....	New England	6
Tre'Davious White.....	Buffalo	6
Anthony Harris.....	Minnesota	6

2019 NFL PASSES DEFENSED LEADERS

Player	Team	Passes Defensed
Stephon Gilmore.....	New England	20
Carlton Davis.....	Tampa Bay	18
Logan Ryan.....	Tennessee	18
Tre'Davious White.....	Buffalo	17
Jamel Dean.....	Tampa Bay	17
Joe Haden.....	Pittsburgh	17
Jaire Alexander.....	Green Bay	17

MOST PASSES DEFENSED IN A SINGLE SEASON IN PATRIOTS HISTORY

Player	Passes Defensed
Ty Law (1998).....	27
Asante Samuel (2006).....	24
Maurice Hurst (1994).....	23
Ty Law (2003).....	23
Tyrone Poole (2003).....	21
Stephon Gilmore (2019).....	20
Stephen Gilmore (2018).....	20

LEAGUE LEADER

Since entering the NFL in 2012, Stephon Gilmore leads the league in passes defended.

NFL PASSES DEFENSED LEADERS SINCE 2012

Player	Team	Passes Defensed
Stephon Gilmore.....	BUF/NE.....	113
Janoris Jenkins.....	STL/NYG/NO.....	109
Darius Slay.....	Detroit/Philadelphia.....	107
Johnathan Joseph.....	Houston/Tennessee.....	107
Joe Haden.....	CLE/PIT.....	106

SERIOUS BALL SKILLS

Gilmore became the 11th player since 2000 to record back-to-back seasons with 20 or more passes defended.

CONSECUTIVE SEASONS - 20+ PASSES DEFENSED

Player	Team	Seasons
Stephon Gilmore	New England	2018 (20) & 2019 (21)
Kyle Fuller	Chicago	2017 (22) & 2018 (21)
Casey Howard	L.A. Chargers	2016 (20) & 2017 (22)
Marcus Peters	Kansas City	2015 (26) & 2016 (20)
Joe Haden	Cleveland	2013 (20) & 2014 (20)
Tramon Williams	Green Bay	2010 (20) & 2011 (22)
Leon Hall	Cincinnati	2008 (24) & 2009 (24)
Champ Bailey	Denver	2005 (23) & 2006 (21)
Marcus Trufant	Seattle	2003 (20) & 2004 (20)
Marcus Coleman	Houston	2002 (22) & 2003 (22)
Troy Vincent	Philadelphia	2000 (22) & 2001 (27)

GILMORE LEARNS FROM PATRIOTS PREDECESSORS

Stephon Gilmore may be one of the best cover corners in football, and recognizes the importance of the history of his position. "I'm a big history person. I like to know my history. I've watched the players who have played the game. I wouldn't be in the position I'm in now without those guys," Gilmore told the *Boston Herald*. As a player who appreciates the history of the game, Gilmore has placed emphasis on building relationships with former Patriots defensive backs and Pro Football Hall of Famers Ty Law and Mike Haynes.



DB J.C. JACKSON

ACTION JACKSON

J.C. Jackson had five interceptions in 2019, a career-high that was tied for fourth-most in the NFL.

2019 NFL INTERCEPTION LEADERS

Player	Team	Interceptions
Stephon Gilmore.....	New England	6
Tre'Davious White.....	Buffalo	6
Anthony Harris.....	Minnesota	6
J.C. Jackson.....	New England	5
Devin McCourty.....	New England	5
Darius Leonard.....	Indianapolis	5
Marcus Peters.....	LAR/BAL	5
Minkah Fitzpatrick.....	MIA/PIT	5
Joe Haden.....	Pittsburgh	5
Kevin King.....	Green Bay	5
Kevin Byard.....	Tennessee	5



PATRIOTS DEFENSIVE NOTES



DB DEVIN MCCOURTY

2020 ACCOMPLISHMENTS

- McCourty entered the 2020 season in eighth place in franchise history with 26 interceptions and tied Maurice Hurst for seventh place with 27 after an interception return for a touchdown at Seattle on Sept. 20. He tied Mike Haynes for sixth place with a pick vs. San Francisco (10/25).

WHAT TO WATCH FOR IN 2020

- Devin McCourty enters 2020 tied with Ty Law for second most Pro Bowls as a Patriots defensive back with four. Only CB Mike Haynes had more Pro Bowl invites as a Patriots defensive back with six.
- McCourty (28) needs two interceptions in 2020 to join Ty Law (36), Raymond Clayborn (36) as the third Patriot to reach 30 interceptions.

PICK LEADER

Devin McCourty tied for fourth in the NFL with five interceptions in 2019, his third career season with five-plus interceptions. That mark tied Marcus Peters and Earl Thomas for most seasons with 5-plus interception seasons since 2010. Additionally, McCourty's 28 regular-season interceptions since he entered the league in 2010 are tied for the fifth-most in the NFL over that span.

2019 NFL INTERCEPTION LEADERS

Player	Team	Interceptions
Stephon Gilmore.....	New England	6
Tre'Davious White.....	Buffalo	6
Anthony Harris.....	Minnesota	6
J.C. Jackson.....	New England	5
Devin McCourty.....	New England	5
Darius Leonard.....	Indianapolis	5
Marcus Peters.....	LAR/BAL	5
Minkah Fitzpatrick.....	MIA/PIT	5
Joe Haden.....	Pittsburgh	5
Kevin King.....	Green Bay	5
Kevin Byard.....	Tennessee	5

NFL INTERCEPTION LEADERS (SINCE 2010)

Player	Team(s)	Interceptions
Richard Sherman.....	SEA/SF	35
Reggie Nelson.....	CIN/OAK	31
Earl Thomas III.....	SEA/BAL	30
Marcus Peters.....	KC/LAR/BAL	29
Devin McCourty.....	New England	28
Joe Haden.....	CLE/PIT	28
Patrick Peterson.....	Arizona	27
Brent Grimes.....	ATL/MIA/TB	26
Aqib Talib.....	TB/NE/DEN/LAR/MIA	26

MCCOURTY

DB Devin McCourty now has three career touchdowns following his 43-yard interception return for a touchdown at Seattle on Sept. 20. McCourty also had an 84-yard interception return for a touchdown at Buffalo in 2018 and a 104-yard kickoff return vs. the New York Jets in 2012.



HAS STARTED EVERY GAME THAT HE HAS PLAYED.



THREE-TIME PRO BOWL SELECTION

1 OF 7

PLAYERS IN NFL HISTORY TO START IN AT LEAST FIVE SUPER BOWLS

10 HAS BEEN VOTED A TEAM CAPTAIN 10 TIMES.

DOUBLE TROUBLE

After being selected by the Patriots in the first round of the 2010 NFL Draft, CB Devin McCourty became part of a select group in league history. McCourty's identical twin brother, Jason, joined the Patriots in 2018. The two became the 12th set of twins to play in the NFL. In the 2018 season opener, Devin and Jason became the first set of twins to play together on the same NFL team since 1926 when Gene and Tom Golsen suited up together for the Louisville Colonels.

Devin became the second twin to suit up for the Patriots, after CB Kato Serwanga was a member of the team from 1998-2000. His twin brother, Jason, played for San Francisco and Minnesota from 1999-2001. According to McCourty's mother, the two can only be told apart by tiny scars on their faces left by chickenpox.

IN GOOD COMPANY

Devin McCourty earned Associated Press All-Pro Second Team honors at safety in 2013 and 2016. He also earned Second Team All-Pro Honors as a rookie in 2010 when he played cornerback. McCourty joined Pro Football Hall of Famers Rod Woodson and Ronnie Lott as the only NFL players to earn All-Pro honors at both safety and cornerback.

BROTHERS IN ARMS

Devin and Jason McCourty have seen first-hand the effects of sickle cell disease. Both their aunt and uncle lived with the disease while their father carried the trait. Devin and Jason partnered with Embrace Kids Foundation to form their own "Tackle Sickle Cell" campaign aiming to educate the public, increase blood donations and raise money and awareness for the fight against sickle cell disease. Devin's work with the local Boston Children's Hospital has helped advance research of the disease with doctors now as close as they've ever been to a cure.



PATRIOTS PLAYOFF NOTES

ALL-TIME PLAYOFF RESULTS

The Patriots have compiled a 37-21 record in their 58 playoff games and their .638 playoff winning percentage is the best in NFL history among teams that have played at least 15 playoff games.

PATRIOTS PLAYOFF RECORD BY ROUND

Round	Record
First Round*	0-1
Wild Card Round	4-4
Divisional Round	16-6
AFC Championship	11-4
AFL Championship	0-1
Super Bowl	6-5
Total	37-21

*1982 Strike Season

ALL-TIME BEST NFL PLAYOFF RECORDS (MINIMUM 15 POSTSEASON GAMES)

Team	Wins	Losses	Win Pct.
New England	37	21	.638
San Francisco	32	21	.604
Green Bay	35	23	.603
Baltimore	15	10	.600
Pittsburgh	36	25	.590
OAK/L.A. Raiders	25	19	.568
Dallas	35	28	.556

MOST POSTSEASON WINS ALL-TIME

Team	Wins
New England Patriots	37
Pittsburgh Steelers	36
Dallas Cowboys	35
Green Bay Packers	35
San Francisco 49ers	32
Oakland Raiders	25

PATRIOTS IN THE PLAYOFFS

The Patriots have qualified for the playoffs 27 times in their 60-year history. Twenty-one of those playoff berths have come in the 26 seasons since Robert Kraft purchased the team in 1994, a dramatic contrast to the six total playoff berths the team earned in its first 34 years of existence. The Patriots have won 22 division crowns, including 17 in the last 19 seasons, and 19 of which have come since Robert Kraft's purchase in 1994.

PATRIOTS PLAYOFF SEASONS (27)

Year	How Qualified	Seed	Rec.	Result
2019	Division Champions	3	0-1	Wild Card Round
2018	Division Champions	2	3-0	Super Bowl Champions
2017	Division Champions	1	2-1	AFC Champions
2016	Division Champions	1	3-0	Super Bowl Champions
2015	Division Champions	2	1-1	AFC Championship Game
2014	Division Champions	1	3-0	Super Bowl Champions
2013	Division Champions	2	1-1	AFC Championship Game
2012	Division Champions	2	1-1	AFC Championship Game
2011	Division Champions	1	2-1	AFC Champions
2010	Division Champions	1	0-1	AFC Divisional Round
2009	Division Champions	3	0-1	Wild Card Round
2007	Division Champions	1	2-1	AFC Champions
2006	Division Champions	4	2-1	AFC Championship Game
2005	Division Champions	4	1-1	AFC Divisional Round
2004	Division Champions	2	3-0	Super Bowl Champions
2003	Division Champions	1	3-0	Super Bowl Champions
2001	Division Champions	2	3-0	Super Bowl Champions
1998	Wild Card	6	0-1	Wild Card Round
1997	Division Champions	3	1-1	AFC Divisional Round
1996	Division Champions	2	2-1	AFC Champions
1994	Wild Card	5	0-1	Wild Card Round
1986	Division Champions	3	0-1	AFC Divisional Round
1985	Wild Card	5	3-1	AFC Champions
1982*	16-Team Format	7	0-1	First Round
1978	Division Champions	2	0-1	AFC Divisional Round
1976	Wild Card	4	0-1	AFC Divisional Round
1963	Division Champions	--	1-1	AFL Championship Game

*Strike Year | Bold indicates Kraft era

37-21 Record

PLAYOFF BERTHS UNDER KRAFT

New England has qualified for the playoffs 27 times in its 60-year history. The Patriots have earned 21 of those playoff berths in the 26 seasons since Robert Kraft purchased the team in 1994. New England has won 22 division crowns overall (21 AFC East crowns) and has qualified as a Wild Card team on four occasions (1998, 1994, 1985 and 1976). The Patriots also qualified for the playoffs in 1982 as part of a 16-team tournament following a players' strike.



ANNUAL ACHIEVEMENT

The Patriots won more than half of their games for the 19th straight year in 2019. They are the first team to win more than half of their games in 19 straight seasons since free agency began in 1993.

The Patriots are also the first team to win more than half of their games in 19 straight seasons since the 1970 AFL-NFL merger, more than the 49ers (16 straight from 1983-98) and the Cowboys (16 straight from 1970-85).

The Patriots have now won nine or more games in 23 of the 26 seasons Robert Kraft has owned the team.

MOST CONSECUTIVE WINNING SEASONS (SINCE 1970 NFL MERGER)

Team	Years	Winning Seasons
New England	2001-19	19
San Francisco	1983-98	16
Dallas	1970-85	16
Oakland	1970-80	11

MOST CONSECUTIVE WINNING SEASONS ALL-TIME

Team	Years	Winning Seasons
Dallas	1966-85	20
New England	2001-19	19
San Francisco	1983-98	16
Oakland	1965-80	16
Chicago	1930-44	15
Green Bay	1934-47	14
Cleveland	1957-69	13

CONTINUED ADVANCEMENT

TEAMS TO WIN AT LEAST ONE PLAYOFF GAME IN CONSECUTIVE SEASONS

Team	Years	Consec. Seasons	Wins
New England	2011-18	8	16
Dallas	1991-96	6	12
Seattle	2012-16	5	8
New England	2003-07	5	11
Baltimore	2008-12	5	9
Philadelphia	2000-04	5	7
Green Bay	1993-97	5	9
Oakland	1973-77	5	7

2019 AFC EAST CHAMPIONS

The New England Patriots claimed the AFC East Division title for the 11th consecutive season and for the 19th time under Robert Kraft in 2019. New England joined the Atlanta Braves as the only franchises from the NFL, NBA, MLB or NHL to win at least 10 straight division titles. Atlanta won 14 consecutive division championships from 1991-2005.

DIVISION CHAMPIONSHIPS SINCE 1994

New England	19
Green Bay	13
Pittsburgh	13
Indianapolis	10



PATRIOTS PLAYOFF NOTES

PLAYOFF TRENDS SINCE 1970

PATRIOTS PLAYOFF TRENDS (SINCE 1970 NFL MERGER)

<i>All-Time (36-20)</i>	<i>Record</i>
vs. AFC.....	30-15
vs. NFC.....	6-5
Home.....	23-5
Away.....	7-10
Neutral.....	6-5
Leading at Halftime.....	27-4
Trailing at Halftime.....	6-14
Tied at Halftime.....	3-2
Leading After 3 Quarters.....	26-4
Tied After 3 Quarters.....	4-0
Trailing After 3 Quarters.....	6-16
Decided by 7 Points or Fewer.....	15-10
Decided by 3 Points or Fewer.....	7-4
When Scoring First.....	27-8
When Not Scoring First.....	9-12
Positive Turnover Ratio.....	22-1
Even Turnover Ratio.....	6-5
Negative Turnover Ratio.....	8-14
Winning or Even Penalty Ratio.....	27-5
Losing Penalty Ratio.....	9-15
With a 100-Yard Rusher.....	11-0
Without a 100-Yard Rusher.....	25-20
With a 100-Yard Receiver.....	19-8
Without a 100-Yard Receiver.....	17-12
When Allowing a 100-Yard Rusher.....	4-6
When Not Allowing a 100-Yard Rusher.....	32-14
When Allowing a 100-Yard Receiver.....	9-8
When Not Allowing a 100-Yard Receiver.....	27-12
With a 300-Yard Passer.....	12-4
Without a 300-Yard Passer.....	24-16
Allowing a 300-Yard Passer.....	8-3
Not Allowing a 300-Yard Passer.....	28-17

RECORD PLAYOFF PARTICIPATION

The Patriots have played at least one postseason game in 11 straight seasons, the most consecutive seasons participating in a postseason game in NFL history.

MOST CONSECUTIVE SEASONS PARTICIPATING IN A PLAYOFF GAME

<i>Team</i>	<i>Consec. Seasons (Yrs)</i>
New England.....	11 (2009-19)
Dallas.....	9 (1975-83)
Indianapolis.....	9 (2002-10)
Dallas.....	8 (1966-73)
Green Bay.....	8 (2009-16)
L.A. Rams.....	8 (1973-80)
Pittsburgh.....	8 (1972-79)
San Francisco.....	8 (1983-90)

MOST PLAYOFF WINS IN A DECADE

The Patriots have won 16 playoff games this decade to set a new record for the most playoff victories by any NFL team in a decade.

MOST PLAYOFF VICTORIES IN A DECADE

<i>Team</i>	<i>Decade</i>	<i>Playoff Wins</i>	<i>Championships</i>
New England	2010s	16	2014, 16, 18
New England	2000s	14	2001, 03, 04
Dallas	1970s	14	1971, 77
Pittsburgh	1970s	14	1974-75, 1978-79
San Francisco	1980s	13	1981, 84, 1988-89
Dallas	1990s	12	1992-93, 95
Washington	1980s	11	1982, 87
Buffalo	1990s	10	--
Philadelphia	2000s	10	--
Pittsburgh	2000s	10	2005, 08

SUSTAINED PLAYOFF SUCCESS

The Patriots won 12 playoff games from 2014-18, the NFL's highest playoff victory total over a five-season span.

MOST PLAYOFF VICTORIES IN A FIVE-YEAR SPAN

<i>Team</i>	<i>5-Year Span</i>	<i>Playoff Wins</i>	<i>SB Wins</i>
New England	2014-18	12	3
New England	2003-07	11	2
Dallas	1991-95	11	3
Dallas	1992-96	11	3
New England	2013-17	10	2
New England	2001-05	10	3
Pittsburgh	1974-78	10	3
Pittsburgh	1975-79	10	3

PATS REACH 50 PLAYOFF GAMES

The Patriots are one of five NFL teams with 50 or more postseason games played in their franchise's history.

MOST POSTSEASON GAMES PLAYED

<i>Team</i>	<i>Games Played</i>
Dallas.....	63
Pittsburgh.....	61
New England.....	58
Green Bay.....	58
San Francisco.....	53

PATRIOTS AT HOME IN THE PLAYOFFS

The Patriots are 23-5 (.821) at home in the playoffs in their history. Twenty-seven of the franchise's 28 home playoff games have taken place since Robert Kraft purchased the team 26 years ago. After Kraft bought the team, the Patriots won 11 consecutive home playoff games before experiencing a home loss.

PATRIOTS AT HOME IN THE PLAYOFFS (23-5)

<i>Date</i>	<i>Round</i>	<i>Opponent</i>	<i>W/L</i>	<i>Score</i>
01/04/20	AFC Wild Card	Tennessee	L	13-20
01/13/19	AFC Divisional	L.A. Chargers	W	41-28
01/21/18	AFC Championship	Jacksonville	W	24-20
01/13/18	AFC Divisional	Tennessee	W	35-14
01/22/17	AFC Championship	Pittsburgh	W	36-17
01/14/17	AFC Divisional	Houston	W	34-16
01/16/16	AFC Divisional	Kansas City	W	27-20
01/18/15	AFC Championship	Indianapolis	W	45-7
01/10/15	AFC Divisional	Baltimore	W	35-31
01/11/14	AFC Divisional	Indianapolis	W	43-22
01/20/13	AFC Championship	Baltimore	L	13-28
01/13/13	AFC Divisional	Houston	W	41-28
01/22/12	AFC Championship	Baltimore	W	23-20
01/14/12	AFC Divisional	Denver	W	45-10
01/16/11	AFC Divisional	N.Y. Jets	L	21-28
01/10/10	AFC Wild Card	Baltimore	L	14-33
01/20/08	AFC Championship	San Diego	W	21-12
01/12/08	AFC Divisional	Jacksonville	W	31-20
01/07/07	AFC Wild Card	N.Y. Jets	W	37-16
01/07/06	AFC Wild Card	Jacksonville	W	28-3
01/16/05	AFC Divisional	Indianapolis	W	20-3
01/18/04	AFC Championship	Indianapolis	W	24-14
01/10/04	AFC Divisional	Tennessee	W	17-14
01/19/02	AFC Divisional	Oakland	W	16-13 (OT)
12/28/97	AFC Wild Card	Miami	W	17-3
01/12/97	AFC Championship	Jacksonville	W	20-6
01/05/97	AFC Divisional	Pittsburgh	W	28-3
12/31/78	AFC Divisional	Houston	L	14-31



PATRIOTS PLAYOFF NOTES

HOME DOMINANCE

The Patriots have a 23-5 (.821) all-time record in home playoff games. The Patriots .821 winning percentage at home in the post-season is first among teams with at least 15 home playoff games and their 23 wins are the most. The Patriots are one of four teams with at least 20 playoff wins at home. Pittsburgh, Dallas and San Francisco have 21 home wins in the postseason.

BEST HOME PLAYOFF RECORDS

Team	Record	Win Pct.
New England	23-5.....	.821
Oakland	19-5.....	.792
Green Bay	19-5.....	.792
Denver.....	17-5.....	.773
Washington	13-5.....	.722
San Francisco	22-9.....	.710
Dallas.....	21-9.....	.700

AT HOME IN THE PLAYOFFS

LONGEST CONSECUTIVE HOME PLAYOFF WINNING STREAKS

Team	Wins	Seasons
Green Bay	13.....	1939-2001
New England	11.....	1996-2008
Seattle	10.....	2005-16
New England	9.....	2013-19
Buffalo	9.....	1988-95
Washington	8.....	1942-83

PATRIOTS IN THE WILD CARD ROUND

WILD CARD PLAYOFF RESULTS (4-5)

Date	Round	Opponent	W/L	Score
01/04/20	AFC Wild Card	Tennessee	L	13-20
01/10/10	AFC Wild Card	Baltimore	L	14-33
01/07/07	AFC Wild Card	N.Y. Jets	W	37-16
01/07/06	AFC Wild Card	Jacksonville	W	28-3
01/03/99	AFC Wild Card	at Jacksonville	L	10-25
12/28/97	AFC Wild Card	Miami	W	17-3
01/01/95	AFC Wild Card	at Cleveland	L	13-20
12/28/85	AFC Wild Card	at N.Y. Jets	W	26-14
01/08/83*	First Round	at Miami	L	13-28

*16-Team Format

PATRIOTS IN THE DIVISIONAL ROUND

DIVISIONAL PLAYOFF RESULTS (16-6)

Date	Round	Opponent	W/L	Score
01/13/19	AFC Divisional	L.A. Chargers	W	41-28
01/13/18	AFC Divisional	Tennessee	W	35-14
01/14/17	AFC Divisional	Houston	W	34-16
01/16/16	AFC Divisional	Kansas City	W	27-20
01/10/15	AFC Divisional	Baltimore	W	35-31
01/11/14	AFC Divisional	Indianapolis	W	43-22
01/13/13	AFC Divisional	Houston	W	41-28
01/14/12	AFC Divisional	Denver	W	45-10
01/16/11	AFC Divisional	N.Y. Jets	L	21-28
01/12/08	AFC Divisional	Jacksonville	W	31-20
01/14/07	AFC Divisional	at San Diego	W	24-21
01/14/06	AFC Divisional	at Denver	L	13-27
01/16/05	AFC Divisional	Indianapolis	W	20-3
01/10/04	AFC Divisional	Tennessee	W	17-14
01/19/02	AFC Divisional	Oakland	W	16-13 (OT)
01/03/98	AFC Divisional	at Pittsburgh	L	6-7
01/05/97	AFC Divisional	Pittsburgh	W	28-3
01/04/87	AFC Divisional	at Denver	L	17-22
01/05/86	AFC Divisional	at L.A. Raiders	W	27-20
12/31/78	AFC Divisional	Houston	L	14-31
12/18/76	AFC Divisional	at Oakland	L	21-24
12/28/63	AFC Divisional	at Buffalo	W	26-8

PATRIOTS IN THE AFC TITLE GAME

AFC CHAMPIONSHIP GAME RESULTS (11-4)

Date	Round	Opponent	W/L	Score
01/20/19	AFC Championship at	Kansas City	W	37-31 (OT)
01/21/18	AFC Championship	Jacksonville	W	24-20
01/22/17	AFC Championship	Pittsburgh	W	36-17
01/24/16	AFC Championship at	Denver	L	18-20
01/18/15	AFC Championship	Indianapolis	W	45-7
01/19/14	AFC Championship at	Denver	L	16-26
01/20/13	AFC Championship	Baltimore	L	13-28
01/22/12	AFC Championship	Baltimore	W	23-20
01/20/08	AFC Championship	San Diego	W	21-12
01/21/07	AFC Championship at	Indianapolis	L	34-38
01/23/05	AFC Championship at	Pittsburgh	W	41-27
01/18/04	AFC Championship	Indianapolis	W	24-14
01/27/02	AFC Championship at	Pittsburgh	W	24-17
01/12/97	AFC Championship	Jacksonville	W	20-6
01/12/86	AFC Championship at	Miami	W	31-14

PATRIOTS IN THE SUPER BOWL

SUPER BOWL RESULTS (6-5)

Date	Round	Opponent	W/L	Score
02/03/19	Super Bowl LIII	L.A. Rams	W	13-3
02/04/18	Super Bowl LII	Philadelphia	L	33-41
02/05/17	Super Bowl LI	Atlanta	W	34-28 (OT)
02/01/15	Super Bowl XLIX	Seattle	W	28-24
02/05/12	Super Bowl XLVI	N.Y. Giants	L	17-21
02/03/08	Super Bowl XLII	N.Y. Giants	L	14-17
02/06/05	Super Bowl XXXIX	Philadelphia	W	24-21
02/01/04	Super Bowl XXXVIII	Carolina	W	32-29
02/03/02	Super Bowl XXXVI	St. Louis	W	20-17
01/26/96	Super Bowl XXXI	Green Bay	L	21-35
01/26/86	Super Bowl XX	Chicago	L	10-46

WRAPPING IT UP

The Patriots clinched the division title for the 22nd time in their history after a 24-17 win vs. Buffalo (12/21/19). It is the 11th consecutive year that the Patriots have won the division.

DIVISION-CLINCHING GAMES

Year	Date Clinched	Opponent	Score	Record	2nd Place
2019	12/21/19	BUF	24-17	12-4	BUF (10-6)
2018	12/23/18	BUF	24-12	11-5	MIA (7-9)
2017	12/17/17	at PIT	27-24	13-3	BUF (9-7)
2016	12/18/16	at DEN	16-3	14-2	MIA (10-6)
2015	12/13/15	at HOU	27-6	12-4	NYJ (10-6)
2014	12/14/14	MIA	41-13	12-4	BUF (9-7)
2013	12/15/13	at BAL	41-7	12-4	NYJ (8-8)
2012	12/02/12	at MIA	23-16	12-4	MIA (7-9)
2011	12/18/11	at DEN	41-23	13-3	NYJ (8-8)
2010	12/26/10	at BUF	34-3	14-2	NYJ (11-5)
2009	12/27/09	JAX	35-7	10-6	NYJ (9-7)
2007	11/25/07	PHI	31-28	16-0	BUF (7-9)
2006	12/24/06	at JAX	24-21	12-4	NYJ (10-6)
2005	12/17/05	TB	28-0	10-6	MIA (9-7)
2004	12/12/04	CIN	35-28	14-2	NYJ (10-6)
2003	12/07/03	MIA	12-0	14-2	MIA (10-6)
2001	01/06/02@	at CAR	38-6	11-5	MIA (11-5)
1997	12/22/97@	at MIA	14-12	10-6	MIA (9-7)
1996	12/15/96	at DAL	6-12	11-5	BUF (10-6)
1986	12/22/86@	at MIA	34-27	11-5	NYJ (10-6)
1978	12/10/78	BUF	26-24	11-5	MIA (11-5)
1963	12/28/63*	at BUF	26-8	7-6-1	BUF (7-6-1)

@Season Finale

*Division-deciding AFL playoff in Buffalo, N.Y.



PATRIOTS PLAYOFF NOTES

EIGHT STRAIGHT AFC CHAMP. GAMES

The Patriots advanced to the AFC Championship for the eighth straight season in 2018, the most consecutive conference title appearances by any team in NFL history.

MOST CONSECUTIVE CONFERENCE CHAMPIONSHIP GAME APPEARANCES SINCE 1970 MERGER

Team	Years	Results
New England (8) 2011-18 ... (5-3)	W, L, L, W, L, W, W, W
Oakland (5) 1973-77 (1-4) L, L, L, W, L
Philadelphia (4) 2001-04 (1-3) L, L, L, W
Buffalo Bills (4) 1990-93 (4-0) W, W, W, W
Dallas (4) 1970-73 (2-2) W, W, L, L
Dallas (4) 1992-95 (3-1) W, W, L, W
San Francisco (3) 2011-13 (1-2) L, W, L
Dallas (3) 1980-82 (0-3) L, L, L
Green Bay (3) 1995-97 (2-1) L, W, W
Miami (3) 1971-73 (3-0) W, W, W
Pittsburgh (3) 1974-76 (2-1) W, W, L
San Francisco (3) 1992-94 (1-2) L, L, W
San Francisco (3) 1988-90 (2-1) W, W, L
St. Louis (3) 1974-76 (0-3) L, L, L

PATRIOTS MOST BYES SINCE 2001

The Patriots secured a first round playoff bye in 2018 for the 13th time since 2001 — a feat unmatched by any team in the NFL in the last 18 years.

MOST PLAYOFF BYES SINCE 2001

Team	Playoff Byes
New England 13
Denver 5
Pittsburgh 5
Atlanta 4
Chicago 4
Philadelphia 4

MOST BYES SINCE 1990

The Patriots earned a first-round bye in the 2018 NFL playoffs and lead the NFL with 14 first-round byes since the current NFL playoff format was instituted in 1990. The Patriots earned a first-round bye for the ninth consecutive season, becoming the first team in NFL history to do so. Dallas and San Francisco earned four straight byes from 1992-95 and Denver had four straight from 2012-15.

MOST BYES SINCE 1990

Team	Playoff Byes
New England 14
Pittsburgh 9
San Francisco 9
Denver 8

TITLE TOWN

The Patriots extended their mark to 11 straight division titles in 2019. They join the Atlanta Braves (14) as the only franchises from the NFL, NBA, MLB or NHL to win at least 10 straight division titles. The New York Yankees (1998-2006), Colorado Avalanche (1995-2003), LA Lakers (1982-90) and Boston Celtics (1957-65) are the teams from the other major four sports that have streaks of nine straight titles.

MOST CONSECUTIVE DIVISION TITLES

Team	Division	Titles	Years
New England	AFC East	11	2009-19
L.A. Rams	NFC West	7	1973-79
Pittsburgh	AFC Central	6	1974-79
Minnesota	NFC Central	6	1973-78
Dallas	NFL Capitol/NFC East	6	1966-71
Cleveland	American/Eastern Conf.	6	1950-55
New England	AFC East	5	2003-07
Denver	AFC West	5	2011-15
Indianapolis	AFC South	5	2003-07
Dallas	NFC East	5	1992-96
San Francisco	NFC West	5	1986-90
Chicago	NFC Central	5	1984-88
Oakland	AFC West	5	1972-76

The Patriots have won the AFC East for 11 straight seasons, besting the five straight the team won from 2003-07 for the longest streak in AFC East division history. The Patriots have won 17 of the last 19 division crowns. The Patriots have won 19 division titles in the 26 seasons since Robert Kraft bought the team in 1994.

MOST CONSECUTIVE AFC EAST TITLES

Team	Streak	Years
New England 11	2009-19
New England 5	2003-07
Buffalo 4	1988-91
Miami 4	1981, 83-85*
Miami 4	1971-74
Baltimore Colts 3	1975-77
Buffalo Bills 3	1964-66@

*Due to 1982 strike, the NFL played just a nine-game season and the standings were not divided into divisions that season.

@AFL

ALL-TIME SUPER BOWL BERTHS

The Patriots advanced to their 11th Super Bowl last season, a total that is the most in NFL history.

MOST SUPER BOWL APPEARANCES

Team	Super Bowls
New England 11
Dallas 8
Denver 8
Pittsburgh 8
San Francisco 7
GB, NYG, OAK, WAS, MIA 5



PATRIOTS REFERENCE NOTES

CONSECUTIVE WINNING SEASONS

The Patriots have 34 seasons in which the team has finished above .500 since the 1970 merger, second only to the Pittsburgh Steelers (36). New England also leads the NFL with 19 consecutive winning seasons since 2001, the only NFL team to post a winning record every year since 2001.

MOST CONSECUTIVE WINNING SEASONS SINCE MERGER

Team	Seasons	Consecutive Seasons
Dallas	1965-85	21
New England	2001-2019	19
Cleveland	1957-73	17

STRONG IN THE SECOND HALF

Since 2001, the Patriots have done a remarkable job of finishing the season strong, compiling an NFL-best 114-35 (.765) record in games on or after Thanksgiving.

PATRIOTS BEFORE AND AFTER THANKSGIVING SINCE 2001

Season	Pre-Thanksgiving	Post-Thanksgiving	Overall
2001	5-5 (.500)	9-0 (1.000)	14-5*
2002	6-5 (.545)	3-2 (.600)^	9-7
2003	9-2 (.818)	8-0 (1.000)	17-2*
2004	9-1 (.900)	8-1 (.889)	17-2*
2005	6-4 (.600)	5-3 (.625)	11-7*
2006	7-3 (.700)	7-2 (.777)	14-5*
2007	10-0 (1.000)	8-1 (.889)	18-1*
2008	7-4 (.636)	4-1 (.800)	11-5
2009	7-3 (.700)	3-4 (.429)	10-7*
2010	8-2 (.800)	6-1 (.857)^	14-3*
2011	7-3 (.700)	8-1 (.889)	15-4*
2012	7-3 (.700)	6-2 (.750)^	13-5*
2013	8-3 (.727)	5-2 (.833)	13-5*
2014	9-2 (.818)	6-2 (.750)	15-4*
2015	10-0 (1.000)	3-5 (.375)	13-5*
2016	8-2 (.800)	9-0 (1.000)	17-2*
2017	8-2 (.800)	7-2 (.777)	15-4*
2018	7-3 (.700)	7-2 (.778)	14-5*
2019	10-1 (.909)	2-4 (.333)	12-5*
Totals	148-48 (.755)	114-35 (.765)	262-83

*Includes playoffs ^Includes games played on Thanksgiving

BEST RECORDS ON OR AFTER THANKSGIVING SINCE 2001 (INCLUDING PLAYOFFS)

Team	W	L	T	Pct.
New England	114	35	0	.765
Pittsburgh	89	45	0	.664
Green Bay	84	51	0	.622
Philadelphia	81	52	0	.609
Indianapolis	79	55	0	.590

FORCING THE ISSUE

The Patriots lead the NFL with a plus-223 turnover margin since 1994.

NFL TURNOVER MARGIN SINCE 1994

New England	+223
Kansas City	+163
Green Bay	+112

SHARP AT GILLETTE

The Patriots not only have the best home record in the NFL since 1970 but the club also owns two 20-game home win streaks in Gillette Stadium history: a 20-game regular-season win streak from 2008-11 and a 21-game win streak from 2017-19 that included the playoffs.

Gillette STADIUM

HIGHEST HOME WINNING PERCENTAGE SINCE 1970 (MINIMUM 25 GAMES)

Team	Stadium	W-L-T	Win Pct.
New England	Gillette Stadium	123-25-0	.831
Miami	Orange Bowl	101-22-1	.819
Minnesota	Metropolitan Stadium	64-23-1	.733
Pittsburgh	Heinz Field	113-42-1	.728
Pittsburgh	Three Rivers Stadium	169-67-0	.716
Seattle	Century Link	102-45-0	.694

LONGEST HOME WINNING STREAK/PATRIOTS HISTORY (REGULAR SEASON ONLY)

Streak	First Win	Last Win
20	Dec. 21, 2008	Oct. 16, 2011
18	Oct. 22, 2017	Nov. 24, 2019
18	Dec. 29, 2002	Sept. 8, 2005
16	Dec. 30, 2012	Dec. 28, 2014
12	Nov. 26, 2006	Sept. 7, 2008
10	Sept. 18, 1976	Oct. 30, 1977

LONGEST HOME WINNING STREAK/NFL HISTORY (REGULAR SEASON ONLY)

Streak	Team
27	Miami (1971-74)
25	Green Bay (1995-98)
24	Denver (1996-98)
20	New England (2008-11)
20	Green Bay (1928-32)

LONGEST HOME WINNING STREAK/PATRIOTS HISTORY (REGULAR SEASON AND POSTSEASON)

Streak	First Win	Last Win
21	Oct. 22, 2017	Nov. 24, 2019
21	Dec. 29, 2002	Sept. 8, 2005

LONGEST HOME WINNING STREAK/NFL HISTORY (REGULAR SEASON AND POSTSEASON)

Streak	Team
31	Miami (1971-74)
29	Green Bay (1995-98)
21	New England (2017-19)
21	New England (2002-05)
20	Green Bay (1929-32)

TOP OFFENSE

The Patriots finished in the top 10 in offense for seven straight seasons (2007-13), third behind the 11 straight by New Orleans (2006-16) and the San Francisco 49ers with 15 (1982-96).

TOP-10 OFFENSE

Since the 1970 merger, the Patriots offense has finished in the top 10 23 times, including 13 times under Bill Belichick.

TOP-10 OFFENSE UNDER BILL BELICHICK

Year	Rank	Yards per Game
2018.....	5.....	393.4
2017.....	1.....	394.2
2016.....	4.....	386.3
2015.....	6.....	374.4
2013.....	7.....	384.5
2012.....	1.....	427.9
2011.....	2.....	428.0
2010.....	8.....	363.8
2009.....	3.....	397.3
2008.....	5.....	365.4
2007.....	1.....	411.3
2005.....	7.....	352.0
2004.....	7.....	411.3

BEND DON'T BREAK

The Patriots finished first in total defense for the first time in team history in 2019 and first in points allowed for the third time in team history.

PATRIOTS DEFENSIVE RANKINGS SINCE 2000

Year	Avg. Points Allowed	Avg. Yds Allowed
2019.....	14.0 (1).....	275.9 (1)
2018.....	20.3 (7).....	359.1 (21)
2017.....	18.5 (5).....	366.0 (29)
2016.....	15.6 (1).....	326.4 (8)
2015.....	19.7 (10).....	339.4 (9)
2014.....	19.5 (8).....	344.1 (13)
2013.....	21.1 (10).....	373.1 (26)
2012.....	20.7 (9t).....	373.3 (25)
2011.....	21.4 (15).....	411.1 (31)
2010.....	19.6 (8).....	365.5 (25)
2009.....	17.8 (5).....	320.2 (11)
2008.....	19.3 (8).....	309.0 (10)
2007.....	17.1 (4).....	288.3 (4)
2006.....	14.8 (2).....	294.4 (6)
2005.....	21.1 (17).....	330.2 (26)
2004.....	16.3 (2t).....	310.6 (9)
2003.....	14.9 (1).....	291.6 (7)
2002.....	21.6 (17).....	336.1 (23)
2001.....	17.0 (6).....	334.5 (24)
2000.....	21.1 (17).....	334.6 (20)

IN A RUSH FOR THE END ZONE

Since 2003, the Patriots are the only team to average at least one rushing touchdown per game. The Patriots have 303 rushing touchdowns in 278 games.

RUSHING TOUCHDOWNS SINCE 2003 (REGULAR SEASON ONLY)

Team	Rush TDs since 2003
New England.....	303
Kansas City.....	276
New Orleans.....	272
Carolina.....	271

HISTORIC SCORING CLIP

The Patriots had a historic scoring output over a three-game span in October and November 2014. New England tied a team record by scoring 40 or more points in three consecutive games from Oct. 26 to Nov. 16. The Patriots also scored 40 or more in three straight games in 2007. The Patriots have scored 40 or more points 62 times in team history, including 35 times since Bill Belichick became head coach in 2000, and 19 times since 2010.

MOST CONSECUTIVE GAMES WITH 40+ POINTS IN PATRIOTS HISTORY

Gm	Year	Game 1	Game 2	Game 3
3	2014	10/26/14 (51-23 v. CHI)	11/02/14 (43-21 v. DEN)	11/16/14 (42-20 @ IND)
3	2007	10/14/07 (48-27 @ DAL)	10/21/07 (49-28 @ MIA)	10/28/07 (52-7 v. WAS)
2	1962	09/21/62 (41-16 v. DEN)	10/06/62 (43-14 @ NYT)	
2	2002	09/15/02 (44-7 @ NYJ)	09/22/02 (41-38 v. KC)	
2	2008	12/14/08 (49-26 @ OAK)	12/21/08 (47-7 v. ARZ)	
2	2010	11/25/10 (45-24 @ DET)	12/06/10 (45-3 v. NYJ)	
2	2012	11/18/12 (59-24 v. IND)	11/22/12 (49-19 @ NYJ)	
2	2015	09/20/15 (40-32 @ BUF)	09/27/15 (51-17 vs. JACK)	

SCORING FLURRY

The Patriots scored three touchdowns in a 57-second span during the final two minutes of the first half against Chicago on Oct. 26, 2014, turning a 17-7 lead into a 38-7 cushion. It was the fastest three-touchdown flurry in the NFL since the Patriots had three touchdowns in 52 seconds against the New York Jets on Nov. 22, 2012. The Patriots are one of three teams to score three touchdowns in under a minute since the 1970 merger, and are the only team to have achieved the feat twice.

NFL TEAMS TO SCORE THREE TDs IN LESS THAN ONE MINUTE

Team	Opponent	Date
New England.....	Chicago.....	10/26/14
New England.....	N.Y. Jets.....	11/22/12
Seattle.....	Minnesota.....	09/29/02
Atlanta.....	Carolina.....	10/04/98

HOW THE PATRIOTS SCORED THREE TOUCHDOWNS IN 57 SECONDS:

- Rob Gronkowski caught a 2-yard touchdown pass from Tom Brady with 1:57 left in the first half to make the score 24-7 and cap off a 10-play, 80-yard drive.
- After the Patriots defense forced a three-and-out, a 42-yard Julian Edelman punt return gave New England possession at the Chicago 9-yard line, and Brady found Brandon LaFell for a 9-yard touchdown on the next play to give the Patriots a 31-7 lead with 1:07 left in the first half.
- On the Bears first play following the LaFell touchdown, Zach Moore forced a Jay Cutler fumble that was recovered by Rob Ninkovich and returned for a 15-yard touchdown that gave the Patriots a 38-7 Patriots lead with 55 seconds left in the first half.

COMEBACKS FOR THE AGES

The Patriots have staged two historic come-from-behind victories over the past several seasons:

Belichick coached the Patriots back from a 25-point deficit to win Super Bowl LI. A comeback of that magnitude is extremely rare. There had been 2,656 games in which a team led by 25 points or more in NFL history, including the postseason. Teams leading by 25 had recorded 2,647 wins, seven losses and two ties, a winning percentage of .997.

New England came back from a 24-point deficit to defeat the Broncos, 34-31, in overtime in a Sunday Night Football matchup on Nov. 24, 2013, marking the largest regular-season comeback win in team history, after trailing 24-0 at halftime.

New England's previous best comeback win was from a 23-0 deficit to win, 38-23, vs. Seattle (09/16/84). The Patriots also came back from 22 points down to win at the New York Giants, 23-22 (12/21/96). The Patriots have come from 21 points down to win four times, most recently vs. Buffalo (01/01/12).



PATRIOTS FOOTBALL NETWORK

The Patriots Football Network (PFN) is the full portfolio of media offerings from the six-time Super Bowl Champion New England Patriots. PFN provides Patriots content produced both in-house and with media partners spanning print, television, radio and the Internet.

PATRIOTS ALL ACCESS

The Emmy Award-winning "Patriots All-Access" airs weekly throughout the season on WBZ-TV Channel 4 in Boston and regional affiliates in Hartford, Providence, Springfield, Burlington, Portland and Bangor. "Patriots All-Access" features exclusive behind-the-scenes access and in-depth weekly features on Patriots players and personnel. Hosted by WBZ's Steve Burton, the show features weekly sit-downs with Bill Belichick including the popular "Belestrator" segment where the coach breaks down upcoming opponents with Scott Zolak.

"Patriots All-Access" airs Fridays from 7-8 p.m. on **WBZ-TV** and Sunday from 9-10 a.m. on **myTV38** in Boston. **Check local listings for airtime.**

PATRIOTS THIS WEEK

Insider information. Passionate debate. Timely analysis. That's what "Patriots This Week" delivers. The show, hosted by Bob Socci with former Patriots Scott Zolak and Matt Chatham, is a fast-paced, half-hour of football talk. From breaking down the previous contest to game planning the next opponent, there's no better way to get ready for football than "Patriots This Week" — every Friday night at 10:30 p.m. on NBC Sports Boston.

PATRIOTS.COM

NEWS

Patriots.com features daily updates and exclusive content from the writers of Patriots Football Weekly, offering everything from breaking news to player features and the popular "Unfiltered Q&A" postings.

VIDEO

The Patriots offer video ready for any device with a screen. Live video includes every Bill Belichick and player press conference, the Dunkin' pregame and postgame shows and other events such as special episodes of Patriots All-Access and the Patriots Hall of Fame induction ceremony. On demand video ranges from daily news updates, special features, player interviews, game highlights and Patriots Cheerleaders. Video offerings also include exclusive content such as postgame locker room celebrations and "Belichick Breakdowns" where coach gives his unique insight into opponents and plays.

AUDIO

Live, original radio shows and on demand podcasts produced from the studios at Gillette Stadium are available on Patriots.com, the Patriots app, TuneIn Radio, iTunes and other podcast platforms. The line-up includes "Patriots Unfiltered," the team's flagship show featuring the writers from Patriots.com and "Patriots Playbook" with John Rooke. Also, "Pats from the Past" has Patriots Hall of Fame Executive Director Bryan Morry and Matt Smith, Patriots Executive Producer, sitting down for extended conversations with former Patriots. Morry and Smith's combined 40 years of experience with the team makes for great interviews with fan favorites over the decades.

Additional audio content includes every press conference and conference call, player interviews, Training Camp-cast, Patriots Roster Report, Patriots Prospect Reports and special live NFL Draft shows. Wherever there's a speaker, there's Patriots audio, anytime, anywhere. Check Patriots.com for in-season and out-of-season schedules.

PHOTOS

The Patriots in-house photographers produce the largest selection of Patriots game action and behind-the-scenes photos in the world. Hundreds of player and cheerleader galleries will keep you clicking!

PATRIOTS SOCIAL MEDIA

The Patriots social media channels bring the fans closer to the team with unmatched behind-the-scenes access. From press releases and roster transactions to action photos and exclusive videos, the Patriots social media accounts are a must follow for all Patriots fans. The Patriots are active on multiple platforms, providing on-field statistics and milestones, off-the-field lifestyle content as well as information, news and updates. Follow the team's official accounts: Facebook (NewEnglandPatriots), Twitter (@patriots), Instagram (@patriots), Snapchat ('patriots'), YouTube (patriots), Google+ (+patriots) Pinterest (patriots) and TikTok (patriots).

PATRIOTS MONDAY ON WEEI

WEEI Sports Radio broadcasts Patriots Monday each week, offering fans unique insight and analysis from Bill Belichick and Patriots players. WEEI will broadcast Patriots Monday each week, kicking off with "The Greg Hill Show" at 6 a.m., followed by Dale Arnold and Rich Keefe at 10 a.m. and Glenn Ordway, Lou Merloni and Christian Fauria from 2 to 6 p.m.

PATRIOTS FRIDAY ON WEEI

WEEI also broadcasts Patriots Friday each week, offering fans a look ahead at the weekend's game, match ups and rivalries. Various Patriots players will be featured on air. WEEI will broadcast Patriots Fridays each week throughout the season with.

98.5 THE SPORTS HUB PATRIOTS RADIO NETWORK



FLAGSHIP STATION OF THE NEW ENGLAND PATRIOTS

98.5 The Sports Hub is the Patriots flagship station, broadcasting every Patriots game across its radio network and featuring broadcasting duo Bob Socci and Scott Zolak. Three hours prior to kickoff, during halftime and after the game, Marc Bertrand and Chris Gasper will be serving up all the timely news and notes, while Jim Murray will join Bertrand for the postgame news, including live sound from the postgame press conferences.

FLAGSHIP STATION

WBZ-FM Boston 98.5 FM

MASSACHUSETTS

WBZ-FM	Boston	98.5 FM
WAQY	Springfield	102.1 FM
WBEC	Pittsfield	1420 AM
WPKZ	Fitchburg	1280 AM/105.3 FM
WNAW	North Adams	1230 AM
WBSM	New Bedford	1420 AM
WPVQ	Greenfield	95.3 FM
WSAR	Fall River	1480 AM
WWFX	Worcester	100.1 FM
WXTK	Hyannis	95.1 FM
WMRC	Milford	103.1 FM/1490 AM
WBOQ	Gloucester	104.9 FM

MAINE

WBLM	Portland	102.9 FM
WEBB	Augusta	98.5 FM
WEZQ	Bangor	92.9 FM
WOZI	Presque Isle	101.9 FM

CONNECTICUT

WTIC	Hartford	1080 AM
WINY	Putnam	1350 AM
WGCH	Greenwich	1490 AM

NEW HAMPSHIRE

WFNQ	Nashua	106.3 FM
WPKQ	North Conway	103.7 FM
WSAK	Hampton	102.1 FM
WSHK	Portsmouth/Dover	105.3 FM
WNNH	Concord	99.1 FM
WLNH	Laconia	98.3 FM
WINQ	Keene	98.7 FM
WTSV	Claremont	94.3, 94.5 FM/ 1230 AM

VERMONT

WCPV	Burlington	101.3 FM
WDVT	Rutland	94.5 FM
WINQ	Brattleboro	1490 AM
WRFK	Barre/Montpelier	107.1 FM

RHODE ISLAND

WPRO	Providence	630 AM
WEAN	Providence	99.7 FM

NEW YORK

WHTK	Rochester	1280 AM
------	-----------	---------

ALABAMA

WQSI	Auburn	93.9/95.9 FM
------	--------	--------------



WINNINGEST PRO SPORTS TEAMS SINCE 1994

PATRIOTS ARE WINNINGEST PRO SPORTS FRANCHISE SINCE 1994

Since the 1994 season, the Patriots have won 69.4 percent of their regular season games (293-129), which is the highest winning percentage in major American professional sports over that period. Since 1994, there have been 145 franchises that have fielded teams in the five major American sports leagues (NFL, MLB, NBA, NHL and MLS) and completed more than two full seasons of competition.

HIGHEST WINNING PERCENTAGE IN MAJOR AMERICAN PROFESSIONAL SPORTS, 1994-PRESENT

(Regular Season – Includes National Football League, Major League Baseball, National Basketball Association, National Hockey League and Major League Soccer)

Records updated through games completed on October 25, 2020

Rk.	Records since 1994	Lg.	W	L	T/OTL	PCT.
1	New England Patriots	NFL	293	129	0	0.694
2	San Antonio Spurs	NBA	1402	672	0	0.676
3	Pittsburgh Steelers	NFL	268	152	2	0.637
4	Green Bay Packers	NFL	267	153	2	0.635
5	Detroit Red Wings	NHL	1075	622	274	0.615
6	New York Yankees	MLB	2468	1733	0	0.587
7	Seattle Sounders FC	MLS	180	115	89	0.585
8	Dallas Stars	NHL	1019	690	260	0.584
9	Indianapolis Colts	NFL	246	176	0	0.583
10	Utah Jazz	NBA	1206	868	0	0.581
11	Philadelphia Flyers	NHL	987	675	294	0.580
12	Boston Bruins	NHL	995	683	292	0.579
13	St. Louis Blues	NHL	1009	697	2266	0.579
14	Denver Broncos	NFL	244	178	0	0.578
15	New Jersey Devils	NHL	1003	697	269	0.578
16	Houston Rockets	NBA	1196	878	0	0.577
17	Pittsburgh Penguins	NHL	1017	717	234	0.576
18	Oklahoma City/Seattle Thunder	NBA	1195	879	0	0.576
19	Los Angeles Lakers	NBA	1194	879	0	0.576
20	Washington Capitals	NHL	1001	712	251	0.574
21	Colorado Avalanche/Quebec Nordiques	NHL	998	728	244	0.569
22	San Jose Sharks	NHL	988	728	258	0.566
23	Miami Heat	NBA	1165	900	0	0.564
24	New York City FC	MLS	84	60	46	0.563
25	Baltimore Ravens	NFL	219	170	1	0.563
26	Nashville Predators	NHL	821	623	221	0.559
27	Indiana Pacers	NBA	1156	918	0	0.557
28	Atlanta Braves	MLB	2334	1869	0	0.555
29	Philadelphia Eagles	NFL	233	187	2	0.555
30	Seattle Seahawks	NFL	233	187	1	0.553
31	Los Angeles Galaxy	MLS	349	271	162	0.550
32	Kansas City Chiefs	NFL	232	191	0	0.548
33	Boston Red Sox	MLB	2305	1901	0	0.548
34	Dallas Mavericks	NBA	1138	939	0	0.548
35	Minnesota Wild	NHL	724	583	204	0.547
36	Anaheim Ducks	NHL	940	757	273	0.546
37	Los Angeles Dodgers	MLB	2298	1908	0	0.546
38	Portland Trail Blazers	NBA	1124	98	0	0.543
39	Vancouver Canucks	NHL	931	767	264	0.542
40	St. Louis Cardinals	MLB	2272	1921	0	0.542
41	Chicago Blackhawks	NHL	922	761	273	0.541
42	Minnesota Vikings	NFL	227	193	14	0.539
43	Dallas Cowboys	NFL	228	195	0	0.539
44	New York Rangers	NHL	941	788	241	0.539
45	Montreal Canadiens	NHL	928	779	264	0.538
46	Ottawa Senators	NHL	924	781	266	.0536
47	Cleveland Indians	MLB	2243	1958	0	0.534
48	Toronto Maple Leafs	NHL	921	793	256	0.532
49	Portland Timbers	MLS	125	108	92	0.526
50	Calgary Flames	NHL	904	808	258	0.524

NOTES: This analysis uses NFL rules when calculating winning percentage, counting ties as a half-win and a half-loss. For NHL teams, overtime losses (OTL) and ties from 2001-2004 (the NHL abolished ties in 2005-2006 and instituted a shootout system) are counted as ties when calculating winning percentage.

*The Miami Fusion were contracted following the 2001 MLS season.

HIGHEST WINNING PERCENTAGE AMONG BOSTON-AREA MAJOR PROFESSIONAL SPORTS TEAMS, 1994-PRESENT

(Rankings listed below are each team's overall ranking among the 145 major American pro sports teams that have completed more than two full seasons of competition)

Records updated through games completed on October 25, 2020

Rank	Team	Lg.	W	L	T/OTL	Pct.
1	New England Patriots	NFL	293	129	0	0.694
12	Boston Bruins	NHL	975	677	291	0.577
33	Boston Red Sox	MLB	2305	1901	0	0.548
59	Boston Celtics	NBA	1072	1001	0	0.517
102	New England Revolution	MLS	291	325	169	0.478