

2021



NEW ENGLAND PATRIOTS
GAME RELEASE



NEW ENGLAND PATRIOTS vs. PHILADELPHIA EAGLES

PRESEASON WEEK 2



NEW ENGLAND PATRIOTS
GAME RELEASE
PRESEASON WEEK 2
NEW ENGLAND PATRIOTS AT PHILADELPHIA EAGLES



TABLE OF CONTENTS

TEAM INFORMATION

Game Summary	3
Broadcast Information.....	3
Media Schedule	3
2021 Patriots Schedule.....	3
2020 AFC East Standings.....	3
2021 Preseason Statistics	4
2020 Player Participation	6
2020 Game-By-Game Starters & Inactives.....	7
Rosters & Depth Chart.....	8

INDIVIDUAL AND TEAM NOTES

Robert Kraft	17
2020 Team & Individual Rankings	21
Patriots Pro Bowl Selections	22
Patriots Team Notes	23
Home Dominance	29
Inside the Numbers	30
Bill Belichick	31
Patriots Offensive Notes	35
Patriots Defensive Notes.....	41
Special Teams Notes.....	45
Patriots Playoff Notes.....	48
Patriots Reference Notes	52
Patriots Football Network	54



NEW ENGLAND PATRIOTS

GAME RELEASE

PRESEASON WEEK 2

NEW ENGLAND PATRIOTS AT PHILADELPHIA EAGLES



MEDIA SCHEDULE

ALL TIMES ARE APPROXIMATE

MONDAY, AUGUST 16 (JOINT PRACTICE WITH PHILADELPHIA)

10:00 a.m. Media access at practice
12:00 p.m. Patriots player availability

TUESDAY, AUGUST 17 (JOINT PRACTICE WITH PHILADELPHIA)

TBA Patriots head coach Bill Belichick video conference
10:00 a.m. Media access at practice
12:00 p.m. Patriots player availability

WEDNESDAY, AUGUST 18 NO MEDIA AVAILABILITY

THURSDAY, AUGUST 19 7:30 p.m. Patriots at Philadelphia

2021 PATRIOTS SCHEDULE

PRESEASON (1-0)

Thu., Aug. 12	Washington	22-13	W
Thu., Aug. 19	at Philadelphia	7:30 p.m.	CBS
Sun., Aug. 29	at N.Y. Giants	6:00 p.m.	CBS

REGULAR SEASON (0-0)

Sun., Sept. 12	Miami	4:25 p.m.	CBS
Sun., Sept. 19	at New York Jets	1:00 p.m.	CBS
Sun., Sept. 26	New Orleans	1:00 p.m.	FOX
Sun., Oct. 3	Tampa Bay	8:20 p.m.	NBC
Sun., Oct. 10	at Houston	1:00 p.m.	CBS*
Sun., Oct. 17	Dallas	4:25 p.m.	CBS*
Sun., Oct. 24	New York Jets	1:00 p.m.	CBS*
Sun., Oct. 31	at L.A. Chargers	4:05 p.m.	CBS*
Sun., Nov. 7	at Carolina	1:00 p.m.	CBS*
Sun., Nov. 14	Cleveland	1:00 p.m.	CBS*
Thurs., Nov. 18	at Atlanta	8:20 p.m.	FOX/ NFLN/Amazon
Sun., Nov. 28	Tennessee	1:00 p.m.	CBS*
Mon., Dec. 6	at Buffalo	8:15 p.m.	ESPN
Sun., Dec. 12	BYE WEEK		
Sat./Sun., Dec. 18/19	Indianapolis	TBD	TBD
Sun., Dec. 26	Buffalo	1:00 p.m.	CBS*
Sun., Jan. 2	Jacksonville	1:00 p.m.	CBS*
Sun., Jan. 9	at Miami	1:00 p.m.	CBS*

*Game time and network subject to change

2020 AFC EAST FINAL STANDINGS

TEAM	W	L	T	PCT.	PF	PA
Z-- Buffalo Bills	13	3	0	.813	501	375
Miami Dolphins	10	6	0	.625	404	338
NEW ENGLAND	7	9	0	.438	326	353
New York Jets	2	14	0	.125	243	457

Z--: Clinched Division

GAME SUMMARY

NEW ENGLAND PATRIOTS (1-0) AT PHILADELPHIA EAGLES (0-1)

Thursday, August 19, 2021 • Lincoln Financial Field (69,879) • 7:30 p.m. ET

After opening the 2021 preseason with a 22-13 victory over the Washington Football Team at Gillette Stadium, the Patriots will travel to Philadelphia for a series of joint practice sessions prior to the preseason game at Lincoln Financial Field on Thursday at 7:30 p.m.

The Patriots and Eagles have held joint practice sessions two times in the last several years, with the Patriots hosting the Eagles in 2014 and traveling to Philadelphia in 2013.

Philadelphia opened its preseason with a 24-16 loss at home against Pittsburgh.

BROADCAST INFORMATION

TELEVISION: This week's game will be broadcast by the Patriots Preseason Television Network and can be seen in every New England state, as well as Alaska and Hawaii. The preseason network's flagship station is WBZ-TV CBS in Boston. **Bob Succi** provides the play-by-play and is joined by former Patriots quarterback **Scott Zolak** in the broadcast booth. WBZ's **Steve Burton** will provide sideline analysis.

LOCAL RADIO: 98.5 The Sports Hub is the flagship station for the Patriots Radio Network. A complete listing of the network's 35 stations can be found in this press release. The television broadcast will be simulcast the game on the radio during the preseason.

PATRIOTS PRESEASON TELEVISION NETWORK

Massachusetts

Boston, Mass. WBZ-TV Ch. 4
Springfield, Mass. WWLP-TV Ch. 22

Connecticut

Hartford, Conn. WCTX/WTNH-TV Ch. 8

Maine

Portland, Maine WMTW-TV Ch. 8
Bangor, Maine WWIV-TV Ch. 7

New Hampshire

Manchester, N.H. WMUR-TV Ch. 9
Anchorage, Alaska KYUR-TV Ch. 13
Fairbanks, Alaska KATN-TV Ch. 2
Juneau, Alaska KJUD-TV Ch. 8

Rhode Island

Providence, R.I. WPRI-TV Ch. 12

Vermont

Burlington, Vt. WCAX-TV Ch. 3

Alaska

Anchorage, Alaska KYUR-TV Ch. 13
Fairbanks, Alaska KATN-TV Ch. 2
Juneau, Alaska KJUD-TV Ch. 8

Hawaii

Honolulu, Hawaii KFVE-TV Ch. 5

MOST FREQUENT PRESEASON OPPONENTS

The Patriots and Eagles will meet for the 24th time in the preseason, the second most frequent preseason contest, behind the 29 meetings between the Patriots and Giants.

PATRIOTS MOST FREQUENT PRESEASON OPPONENTS

Team	Games	W	L	Last
New York Giants	29	10	19	2019
Philadelphia Eagles	23	13	10	2018
Washington Football Team	23	15	8	2021

MEDIA CONTACTS

Stacey James, Vice President of Communications, staceyj@patriots.com, 508-326-6868

Aaron Salkin, Director of Communications, aarons@patriots.com, 508-326-6870

Stephanie Burnham, Communications Coordinator, stephanieb@patriots.com, 508-431-7773

Michael Jurovaty, Corporate Communications Director, mjurovaty@patriots.com, 508-326-6187



2021 PRESEASON OFFENSIVE STATISTICS

WON 1, LOST 0

08/12 W 22-13 Washington 65,878
 08/19 at Philadelphia
 08/29 at N.Y. Giants

	N.E.	Opp.
TOTAL FIRST DOWNS	16	24
Rushing	6	7
Passing	9	17
Penalty	1	0
3rd Down: Made/Att	4/12	12/20
3rd Down Pct.	33.3	60.0
4th Down: Made/Att	0/0	0/0
4th Down Pct.	0.0	0.0
POSSESSION AVG.	25:03	34:57
TOTAL NET YARDS	320	367
Avg. Per Game	320.0	367.0
Total Plays	56	80
Avg. Per Play	5.7	4.6
NET YARDS RUSHING	179	122
Avg. Per Game	179.0	122.0
Total Rushes	25	31
NET YARDS PASSING	141	245
Avg. Per Game	141.0	245.0
Sacked/Yards Lost	1/9	2/7
Gross Yards	150	252
Att./Completions	30/19	47/31
Completion Pct.	63.3	66.0
Had Intercepted	0	1
PUNTS/AVERAGE	5/54.0	5/44.8
NET PUNTING AVG.	5/42.6	5/34.8
PENALTIES/YARDS	9/58	3/21
FUMBLES/BALL LOST	1/1	0/0
TOUCHDOWNS	2	2
Rushing	2	1
Passing	0	1
Returns	0	0

* SCORE BY PERIODS	Q1	Q2	Q3	Q4	OT	PTS
TEAM	3	3	3	13	0	22
OPPONENTS	0	7	0	6	0	13

* SCORING	TD-Ru	Pa	Rt	K-PAT	FG	S	PTS
Stevenson	2	2	0	0			12
Nordin	0	0	0	0	1/ 2	3/ 3	10
TEAM	2	2	0	0	1/ 2	3/ 3	22
OPPONENTS	2	1	1	0	1/ 1	0/ 2	13
2-Pt Conv: TM 0-0, OPP 0-1							
SACKS: Bower 1, Ca. Davis 1, TM 2, OPP 1							
FUM/LOST: M. Hall 1/1							

* RUSHING

Stevenson	10	127	12.7	91t	2
Michel	6	26	4.3	9	0
Harris	4	17	4.3	8	0
Taylor	2	10	5.0	9	0
M. Jones	2	0	0.0	1	0
Hoyer	1	-1	-1.0	-1	0
TEAM	25	179	7.2	91t	2
OPPONENTS	31	122	3.9	14	1
* RECEIVING	No.	Yds	Avg	Long	TD
Wilkerson	6	39	6.5	8	0
Taylor	5	31	6.2	11	0
White	2	22	11.0	17	0
J. Smith	1	16	16.0	16	0
Bourne	1	13	13.0	13	0
Meyers	1	11	11.0	11	0
Zuber	1	9	9.0	9	0
Johnson	1	5	5.0	5	0
Harry	1	4	4.0	4	0
TEAM	19	150	7.9	17	0
OPPONENTS	31	252	8.1	24	1

* INTERCEPTIONS

No.	Yds	Avg	Long	TD
Williams	1	36	36.0	36 0
TEAM	1	36	36.0	36 0
OPPONENTS	0	0	---	---

* PUNTING

No.	Yds	Avg	Net	TB	In	Lg	B
Bailey	5	270	54.0	42.6	0	1	65 0
TEAM	5	270	54.0	42.6	0	1	65 0
OPPONENTS	5	224	44.8	34.8	2	1	52 0

* PUNT RETURNS

Ret	FC	Yds	Avg	Long	TD
M. Hall	1	0	0	0.0	0 0
Olszewski	1	0	10	10.0	10 0
Taylor	1	0	0	0.0	0 0
TEAM	3	0	10	3.3	10 0
OPPONENTS	4	0	57	14.3	20 0

* KICKOFF RETURNS

No.	Yds	Avg	Long	TD
Taylor	2	45	22.5	29 0
TEAM	2	45	22.5	29 0
OPPONENTS	3	71	23.7	32 0

* FIELD GOALS

	1-19	20-29	30-39	40-49	50+
Nordin	0/ 0	0/ 0	1/ 1	1/ 1	1/ 1
TEAM	0/ 0	0/ 0	1/ 1	1/ 1	1/ 1
OPPONENTS	0/ 0	0/ 0	0/ 0	0/ 1	0/ 1
Nordin: (35G,50G,40G)					
TM: (35G,50G,40G)					
OPP: (40N,50N)					

* PASSING

	Att	Cmp	Yds	Cmp%	Yds/Att	TD	TD%	Int	Int%	Long	Sack/Lost	Rating
M. Jones	19	13	87	68.4	4.58	0	0.0	0	0.0	13	1/ 9	78.2
Newton	7	4	49	57.1	7.00	0	0.0	0	0.0	17	0/ 0	78.9
Hoyer	4	2	14	50.0	3.50	0	0.0	0	0.0	9	0/ 0	58.3
TEAM	30	19	150	63.3	5.00	0	0.0	0	0.0	17	1/ 9	75.7
OPPONENTS	47	31	252	66.0	5.36	1	2.1	1	2.1	24	2/ 7	77.6



2021 PRESEASON DEFENSIVE STATISTICS

PLAYER Name	TACKLES			SACKS			INTERCEPTIONS				FUMBLES				SP. TEAMS				
	TT	UT	A	S	Yds	QH	Int	Yds	TD	PD	FF	FR	Yds	TD	TT	UT	A	FF	FR
Harvey Langi	9	7	2	0.0	0.0	0	0	0	0	0	0	0	0	0	1	1	0	0	0
Michael Jackson	5	4	1	0.0	0.0	0	0	0	0	1	0	0	0	0	0	0	0	0	0
Ronnie Perkins	5	4	1	0.0	0.0	0	0	0	0	0	0	0	0	0	1	0	1	0	0
Myles Bryant	4	4	0	0.0	0.0	0	0	0	0	1	0	0	0	0	1	1	0	0	0
Nick Thurman	4	4	0	0.0	0.0	0	0	0	0	0	0	0	0	0	0	0	0	0	0
Montravius Adams	4	4	0	0.0	0.0	0	0	0	0	0	0	0	0	0	0	0	0	0	0
Malik Gant	4	3	1	0.0	0.0	0	0	0	0	1	0	0	0	0	1	1	0	0	0
Ja'Whaun Bentley	3	3	0	0.0	0.0	1	0	0	0	0	0	0	0	0	0	0	0	0	0
Kyle Dugger	3	3	0	0.0	0.0	0	0	0	0	0	0	0	0	0	1	1	0	0	0
Cash Maluia	3	3	0	0.0	0.0	0	0	0	0	0	0	0	0	0	0	0	0	0	0
Tashawn Bower	3	2	1	1.0	7.0	1	0	0	0	0	0	0	0	0	0	0	0	0	0
Joejuan Williams	3	2	1	0.0	0.0	0	1	36	0	2	0	0	0	0	0	0	0	0	0
Adrian Phillips	3	2	1	0.0	0.0	0	0	0	0	0	0	0	0	0	0	0	0	0	0
Davon Gadchaux	3	1	2	0.0	0.0	0	0	0	0	0	0	0	0	0	0	0	0	0	0
Kyle Van Noy	3	1	2	0.0	0.0	0	0	0	0	0	0	0	0	0	0	0	0	0	0
Jonathan Jones	2	2	0	0.0	0.0	0	0	0	0	0	0	0	0	0	0	0	0	0	0
Carl Davis	2	1	1	1.0	0.0	1	0	0	0	0	0	0	0	0	0	0	0	0	0
Josh Uche	2	1	1	0.0	0.0	0	0	0	0	0	0	0	0	0	0	0	0	0	0
Rashod Berry	2	1	1	0.0	0.0	0	0	0	0	0	0	0	0	0	0	0	0	0	0
Matt Judon	1	1	0	0.0	0.0	1	0	0	0	0	0	0	0	0	0	0	0	0	0
Henry Anderson	1	1	0	0.0	0.0	0	0	0	0	0	0	0	0	0	0	0	0	0	0
Jalen Mills	1	1	0	0.0	0.0	0	0	0	0	0	0	0	0	0	0	0	0	0	0
Lawrence Guy	1	1	0	0.0	0.0	0	0	0	0	0	0	0	0	0	0	0	0	0	0
D'Angelo Ross	1	1	0	0.0	0.0	0	0	0	0	0	0	0	0	0	0	0	0	0	0
Dee Virgin	1	1	0	0.0	0.0	0	0	0	0	0	0	0	0	0	0	0	0	0	0
Deatrich Wise Jr.	1	0	1	0.0	0.0	0	0	0	0	0	0	0	0	0	0	0	0	0	0
J.C. Jackson	0	0	0	0.0	0.0	0	0	0	0	1	0	0	0	0	0	0	0	0	0
Marvin Hall	0	0	0	0.0	0.0	0	0	0	0	0	0	0	0	0	1	1	0	1	0
Gunner Olzewski	0	0	0	0.0	0.0	0	0	0	0	0	0	0	0	0	1	1	0	0	0
Brian Khoury	0	0	0	0.0	0.0	0	0	0	0	0	0	0	0	0	1	1	0	0	0
	74	58	16	2.0	7.0	4	1	36	0	6	0	0	0	0	8	7	1	1	0

FUMBLES - LOST (1-0)				
				Own
No.	Lost	Rec	O.B.	
Marvin Hall	1	0	1	0
	1	0	1	0

KEY	
TT-Total Tackles	Int/Yds-Interceptions/Yards Returned
UT-Unassisted Tackles	PD-Passes Defensed
A-Assisted Tackles	FF-Forced Fumbles

BLOCKED KICKS		
XP	FG	P
Totals		



NEW ENGLAND PATRIOTS 2020 STATS PACK

PATRIOTS PARTICIPATION

Player	Regular Season																					
	GP	GS	DNP	INA	MIA	at SEA	LAV	at KC	DEN	SF	at BUF	at NYJ	BAL	at HOU	ARZ	at LAC	at LAR	at MIA	BUF	NYJ		
Andrews, David	12	12	0	1	C	C				C	C	C	C	C	C	C	C	C	C	C	X	
Asiasi, Devin	9	3	0	2	sub	sub	sub	sub	sub	X	X							sub	TE	TE	TE	
Bailey, Jake	16	0	0	0	sub	sub	sub	sub	sub	sub	sub	sub	sub	sub	sub	sub	sub	sub	sub	sub	sub	
Benench, Caleb	0	0	1	0					dnp													
Bentley, Ja'Whaun	13	13	0	3	LB	LB	LB	LB	LB	LB	LB	X	X	LB	LB	LB	LB	LB	X	LB		
Berry, Rashod	3	0	0	0					sub							sub					sub	
Bethel, Justin	16	0	0	0	sub	sub	sub	sub	sub	sub	sub	sub	sub	sub	sub	sub	sub	sub	sub	sub	sub	
Bower, Tashawn	7	3	1	2						sub	sub	LB	dnp	sub	X	X	sub	DL	DL			
Brooks, Terrence	14	2	0	2	sub	sub	sub	sub	sub	sub	DB	DB	sub	sub	sub	X	X	sub	sub	sub	sub	
Bryant, Myles	9	0	0	6		X	X	X	X	X	sub	sub	sub	X	sub	sub	sub	sub	sub	sub	sub	
Burkhead, Rex	10	0	0	0	sub	sub	sub	sub	sub	sub	sub	sub	sub	sub	sub							
Butler, Adam	15	4	0	1	sub	sub	sub	sub	DL	sub	sub	sub	sub	X	DL	sub	sub	sub	DL	DL		
Byrd, Damiere	16	14	0	0	WR	sub	WR	WR	WR	sub	WR	WR	WR	WR	WR	WR	WR	WR	WR	WR	WR	
Calhoun, Shilique	10	0	0	1	sub	sub	sub	sub	sub	sub	sub	sub						sub	X	sub		
Cardona, Joe	16	0	0	0	sub	sub	sub	sub	sub	sub	sub	sub	sub	sub	sub	sub	sub	sub	sub	sub	sub	
Copeland, Brandon	6	4	0	0	LB	LB	LB	sub	sub	LB												
Cowart, Byron	14	14	0	1	DL	DL	DL	DL		DL	DL	DL	DL	DL	X	DL	DL	DL	DL	DL	DL	
Cunningham, Korey	11	0	2	3	X	X	X	dnp	sub	dnp	sub	sub	sub	sub	sub	sub	sub	sub	sub	sub	sub	
Davis, Carl	3	1	0	3					X	X	X	sub	DT	sub								
Davis, Cody	13	0	0	0	sub	sub	sub				sub	sub	sub	sub	sub	sub	sub	sub	sub	sub	sub	
Dugger, Kyle	14	7	0	2	sub	sub	sub	sub	sub	X	X	sub	DB	DB	DB	DB	DB	DB	DB	sub	DB	
Edelman, Julian	6	1	0	0	sub	sub	sub	sub	sub	WR												
Eluemunor, Jermaine	12	8	1	0	RT	RT	RT	dnp	RT				sub	sub	LT	LT	LT	sub	sub	sub	RT	
Ferentz, James	7	2	5	0			dnp	C			dnp	sub	sub	dnp	dnp	sub	dnp	sub	sub	C		
Folk, Nick	16	0	0	0	sub	sub	sub	sub	sub	sub	sub	sub	sub	sub	sub	sub	sub	sub	sub	sub	sub	
Ford, Isaiah	0	0	1	2									dnp	X	X							
Froholdt, Hjalte	8	0	0	1	sub	sub	sub	sub	sub	sub	sub	sub	X									
Gilmore, Stephon	11	11	0	3	RCB	RCB	RCB	RCB	RCB	RCB	X	X	X	RCB	RCB	RCB	RCB	RCB	RCB			
Guy, Lawrence	14	14	0	2	DL	DL	DL	DL	DL	DL	DL	X	DL	DL	DL	DL	DL	DL	X	DL		
Hall, Terez	8	4	0	1								LB	LB	sub	sub	sub	sub	sub	LB	LB	X	
Harris, Damien	10	10	0	2				RB	RB	RB	RB	RB	RB	RB	RB	RB	RB	X	X			
Harry, N'Keal	14	9	0	2	WR	WR	WR	WR	WR	WR	X	X	sub	sub	WR	WR	WR	WR	WR	WR	WR	
Herron, Justin	12	6	0	0	sub	sub	sub	RT	LT	sub					sub	sub	TE	LT	LT	LT		
Hoyer, Brian	1	1	3	12	dnp	dnp	dnp	QB	X	X	X	X	X	X	X	X	X	X	X	X	X	
Izzo, Ryan	12	12	0	0	TE	TE	TE	TE	TE	TE	TE	TE	TE	TE	TE	TE	TE					
Jackson, J.C.	16	11	0	0	sub	sub	sub	DB	sub	sub	RCB	RCB	RCB	LCB	LCB	LCB	LCB	LCB	RCB	RCB		
Jackson, Michael Sr.	1	0	0	0																sub		
Jennings, Anfernee	14	4	0	2	sub	sub	X	sub	LB	LB	sub	sub	sub	sub	sub	LB	LB	sub	sub	X		
Johnson, Jakob	16	11	0	0	sub	FB	FB	FB	FB	FB	sub	sub	FB	FB	FB	sub	FB	FB	FB	sub		
Jones, Jonathan	16	7	0	0	DB	DB	DB	DB	DB	sub	DB	sub	sub	sub	sub	sub	sub	sub	DB	sub		
Keene, Dalton	6	0	0	7	X	X	X	X	X	sub	X	X					sub	sub	sub	sub	sub	
Mack, Isaiah	2	0	0	3									X	sub	sub	X	X					
Maluia, Cassh	9	0	1	1	X	sub	sub	sub	sub	sub	sub	dnp	sub							sub	sub	
Martin, Marcus	1	0	0	1															X	sub		
Mason, Shaq	13	13	0	2	RG	RG	RG	X		RG	RG	RG	RG	RG	RG	RG	RG	RG	RG	RG	X	
McCourty, Devin	16	16	0	0	S	S	S	S	S	S	S	S	S	S	S	S	S	S	S	S		
McCourty, Jason	16	11	0	0	LCB	LCB	LCB	LCB	LCB	LCB	LCB	LCB	LCB	sub	sub	sub	sub	sub	LCB	LCB		
Meyers, Jakobi	14	9	1	1	sub	sub	sub	X	dnp	sub	WR	WR	WR	WR	sub	WR	WR	WR	WR	WR		
Michel, Sony	9	6	0	1	RB	RB	RB							X	sub	sub	sub	sub	RB	RB	RB	
Moncrief, Donte	6	0	0	1										sub	sub	sub	sub	X	sub	sub		
Newton, Cam	15	15	0	0	QB	QB	QB		QB	QB	QB	QB	QB	QB	QB	QB	QB	QB	QB	QB		
Olszewski, Gunner	13	2	0	0				sub	sub	sub	WR	WR	sub	sub	sub	sub	sub	sub	sub	sub	sub	
Onwenu, Mike	16	16	0	0	TE	TE	LG	RG	RG	RT	RT	RT	RT	RT	RT	RT	RT	RT	RT	RT	RG	
Phillips, Adrian	16	16	0	0	S	S	S	S	S	S	S	S	S	S	S	S	S	S	S	S		
Reynolds, Ross	0	0	1	0																dnp		
Rivers, Derek	8	0	0	0	sub	sub	sub	sub		sub	sub	sub	sub									
Ross, D'Angelo	0	0	0	1																X		
Simon, John	16	16	0	0	DL	DL	DL	DL	DL	DL	DL	DL	DL	DL	DL	DL	DL	DL	DL	DL		
Slater, Matthew	16	0	0	0	sub	sub	sub	sub	sub	sub	sub	sub	sub	sub	sub	sub	sub	sub	sub	sub	sub	
Spence, Akeem	6	0	0	0												sub	sub	sub	sub	sub	sub	
Stidham, Jarrett	5	0	8	3	X	X	X	sub	dnp	sub	dnp	dnp	dnp	dnp	dnp	dnp	dnp	dnp	dnp	dnp	dnp	
Taylor, J.J.	6	0	2	8	sub	sub	sub	dnp	X	X	dnp		X	X	X	X	X	X	sub	sub	sub	
Thomas, Jordan	2	0	0	4									X	sub	sub	X	X	X				
Thuney, Joe	16	16	0	0	LG	LG	C	LG	C	LG	LG	LG	LG	LG	LG	LG	LG	LG	LG	LG		
Thurman, Nick	7	1	0	0		sub	sub		sub	sub	DT											
Uche, Josh	9	1	0	2	X	X					sub	sub	sub	sub	sub	sub	sub	sub	sub	LB		
Virgin, Dee	0	0	0	1																X		
White, James	14	0	0	2	sub	X	X	sub	sub	sub	sub	sub	sub	sub	sub	sub	sub	sub	sub	sub	sub	
Wilkerson, Kristian	1	0	0	0																		
Williams, Joejuan	15	0	0	1	sub	sub	sub	sub	sub	sub	sub	sub	sub	sub	sub	sub	sub	X	sub	sub		
Williams, Xavier	1	0	0	0																		
Winovich, Chase	16	9	0	0	DL	DL	DL	DL	DL	sub	sub	sub	LB	LB	LB	sub	sub	sub	sub	sub	DL	
Wise Jr., Deatrich	16	7	0	0	sub	sub	sub	sub	sub	DL	DL	DL	sub	DL	DL	DL	DL	sub	sub	sub		
Wynn, Isaiah	10	10	0	0	LT	LT	LT	LT	LG	LT	LT	LT	LT	LT								
Zuber, Isaiah	4	0	0	0				sub	sub		sub											
Totals	741	352	27	93																		

X - inactive / CAPS - starters / sub - played / dnp - did not play / PS - Practice Squad

KEY:

Not on active roster



NEW ENGLAND PATRIOTS 2020 STATS PACK

GAME-BY-GAME STARTERS

2020 OFFENSIVE STARTERS BY GAME												
Date	Opponent	WR	LT	LG	C	RG	RT	TE	WR	QB	RB	TE
09/13	Miami	N. Harry	I. Wynn	J. Thuney	D. Andrews	S. Mason	J. Eluemunor	R. Izzo	D. Byrd	C. Newton	S. Michel	M. Onwenu
09/20 at	Seattle	N. Harry	I. Wynn	J. Thuney	D. Andrews	S. Mason	J. Eluemunor	R. Izzo	J. Johnson (FB)	C. Newton	S. Michel	M. Onwenu
09/27	Las Vegas	N. Harry	I. Wynn	M. Onwenu	J. Thuney	S. Mason	J. Eluemunor	R. Izzo	D. Byrd	C. Newton	S. Michel	J. Johnson (FB)
10/05 at	Kansas City	N. Harry	I. Wynn	J. Thuney	J. Ferentz	M. Onwenu	J. Herron	R. Izzo	D. Byrd	B. Hoyer	D. Harris	J. Johnson (FB)
10/18	Denver	N. Harry	J. Herron	I. Wynn	J. Thuney	M. Onwenu	J. Eluemunor	R. Izzo	D. Byrd	C. Newton	D. Harris	J. Johnson (FB)
10/25	San Francisco	N. Harry	I. Wynn	J. Thuney	D. Andrews	S. Mason	M. Onwenu	R. Izzo	J. Edelman	C. Newton	D. Harris	J. Johnson (FB)
11/01 at	Buffalo	J. Meyers	I. Wynn	J. Thuney	D. Andrews	S. Mason	M. Onwenu	R. Izzo	D. Byrd	C. Newton	D. Harris	G. Olszewski (WR)
11/09 at	N.Y. Jets	J. Meyers	I. Wynn	J. Thuney	D. Andrews	S. Mason	M. Onwenu	R. Izzo	D. Byrd	C. Newton	D. Harris	G. Olszewski (WR)
11/15	Baltimore	J. Meyers	I. Wynn	J. Thuney	D. Andrews	S. Mason	M. Onwenu	R. Izzo	D. Byrd	C. Newton	D. Harris	J. Johnson (FB)
11/22 at	Houston	J. Meyers	I. Wynn	J. Thuney	D. Andrews	S. Mason	M. Onwenu	R. Izzo	D. Byrd	C. Newton	D. Harris	J. Johnson (FB)
11/29	Arizona	N. Harry	J. Eluemunor	J. Thuney	D. Andrews	S. Mason	M. Onwenu	R. Izzo	D. Byrd	C. Newton	D. Harris	J. Johnson (FB)
12/06 at	L.A. Chargers	N. Harry	J. Eluemunor	J. Thuney	D. Andrews	S. Mason	M. Onwenu	R. Izzo	D. Byrd	C. Newton	D. Harris	J. Meyers (WR)
12/10 at	L.A. Rams	J. Meyers	J. Eluemunor	J. Thuney	D. Andrews	S. Mason	M. Onwenu	J. Herron	D. Byrd	C. Newton	D. Harris	J. Johnson (FB)
12/20 at	Miami	J. Meyers	J. Herron	J. Thuney	D. Andrews	S. Mason	M. Onwenu	D. Asiasi	D. Byrd	C. Newton	S. Michel	J. Johnson (FB)
12/28	Buffalo	J. Meyers	J. Herron	J. Thuney	D. Andrews	S. Mason	M. Onwenu	D. Asiasi	D. Byrd	C. Newton	S. Michel	J. Johnson (FB)
01/03	N.Y. Jets	J. Meyers	J. Herron	J. Thuney	J. Ferentz	M. Onwenu	J. Eluemunor	D. Asiasi	D. Byrd	C. Newton	S. Michel	N. Harry (WR)
2020 DEFENSIVE STARTERS BY GAME												
Date	Opponent	DL	DL	DL	DL	LB	LB	DB	LCB	RCB	S	S
09/13	Miami	J. Simon	L. Guy	B. Cowart	C. Winovich	J. Bentley	B. Copeland	J. Jones	J. McCourty	S. Gilmore	D. McCourty	A. Phillips
09/20 at	Seattle	J. Simon	L. Guy	B. Cowart	C. Winovich	J. Bentley	B. Copeland	J. Jones	J. McCourty	S. Gilmore	D. McCourty	A. Phillips
09/27	Las Vegas	J. Simon	L. Guy	B. Cowart	C. Winovich	J. Bentley	B. Copeland	J. Jones	J. McCourty	S. Gilmore	D. McCourty	A. Phillips
10/05 at	Kansas City	J. Simon	L. Guy	B. Cowart	C. Winovich	J. Bentley	J. Jackson (DB)	J. Jones	J. McCourty	S. Gilmore	D. McCourty	A. Phillips
10/18	Denver	J. Simon	L. Guy	A. Butler	C. Winovich	J. Bentley	A. Jennings	J. Jones	J. McCourty	S. Gilmore	D. McCourty	A. Phillips
10/25	San Francisco	J. Simon	L. Guy	B. Cowart	D. Wise	J. Bentley	B. Copeland	A. Jennings (LB)	J. McCourty	S. Gilmore	D. McCourty	A. Phillips
11/01 at	Buffalo	J. Simon	L. Guy	B. Cowart	D. Wise	J. Bentley	T. Brooks (DB)	J. Jones	J. McCourty	J. Jackson	D. McCourty	A. Phillips
11/09 at	N.Y. Jets	J. Simon	N. Thurman	B. Cowart	D. Wise	T. Bower	T. Hall	T. Brooks	J. McCourty	J. Jackson	D. McCourty	A. Phillips
11/15	Baltimore	J. Simon	L. Guy	B. Cowart	Ca. Davis	C. Winovich	T. Hall	K. Dugger	J. McCourty	J. Jackson	D. McCourty	A. Phillips
11/22 at	Houston	J. Simon	L. Guy	B. Cowart	D. Wise	C. Winovich	J. Bentley	K. Dugger	J. Jackson	S. Gilmore	D. McCourty	A. Phillips
11/29	Arizona	J. Simon	L. Guy	A. Butler	D. Wise	C. Winovich	J. Bentley	K. Dugger	J. Jackson	S. Gilmore	D. McCourty	A. Phillips
12/06 at	L.A. Chargers	J. Simon	L. Guy	B. Cowart	D. Wise	J. Bentley	A. Jennings	K. Dugger	J. Jackson	S. Gilmore	D. McCourty	A. Phillips
12/10 at	L.A. Rams	J. Simon	L. Guy	B. Cowart	D. Wise	J. Bentley	A. Jennings	K. Dugger	J. Jackson	S. Gilmore	D. McCourty	A. Phillips
12/20 at	Miami	J. Simon	L. Guy	B. Cowart	T. Bower	J. Bentley	T. Hall	K. Dugger	J. Jackson	S. Gilmore	D. McCourty	A. Phillips
12/28	Buffalo	J. Simon	A. Butler	B. Cowart	T. Bower	J. Uche	T. Hall	J. Jones	J. McCourty	J. Jackson	D. McCourty	A. Phillips
01/03	N.Y. Jets	J. Simon	L. Guy	B. Cowart	C. Winovich	A. Butler (DL)	J. Bentley	K. Dugger	J. McCourty	J. Jackson	D. McCourty	A. Phillips
2020 GAME-BY-GAME INACTIVES												
Date	Opponent											
09/13	Miami	OB 4 J. Stidham, TE 44 D. Keene, LB 46 C. Maluia, LB 53 J. Uche, OL 74 K. Cunningham										
09/20 at	Seattle	OB 4 J. Stidham, RB 28 J. White, DB 41 M. Bryant, TE 44 D. Keene, LB 53 J. Uche, OL 74 K. Cunningham										
09/27	Las Vegas	OB 4 J. Stidham, RB 28 J. White, DB 41 M. Bryant, TE 44 D. Keene, LB 58 A. Jennings, OL 74 K. Cunningham										
10/05 at	Kansas City	WR 16 J. Meyers, DB 41 M. Bryant, TE 44 D. Keene, OL 69 S. Mason										
10/18	Denver	QB 2 B. Hoyer, DB 41 M. Bryant, RB J. Taylor, TE D. Keene, DL C. Davis										
10/25	San Francisco	QB 2 B. Hoyer, DB 35 K. Dugger, DB 41 M. Bryant, RB J. Taylor, 86 TE D. Asiasi, 96 DL C. Davis										
11/01 at	Buffalo	QB 2 B. Hoyer, WR 15 N. Harry, CB 24 S. Gilmore, DB 35 K. Dugger, TE 44 D. Keene, TE 86 D. Asiasi, DL 98 C. Davis										
11/09 at	N.Y. Jets	QB 2 B. Hoyer, WR 15 N. Harry, CB 24 S. Gilmore, RB 42 J. Taylor, TE 44 D. Keene, 51 LB J. Bentley, DL 93 L. Guy										
11/15	Baltimore	QB 2 B. Hoyer, CB 24 S. Gilmore, RB 42 J. Taylor, LB 51 J. Bentley, OL 64 H. Froholdt, TE 83 J. Thomas, DT 94 I. Mack										
11/22 at	Houston	QB 2 B. Hoyer, RB 26 S. Michel, 41 DB M. Bryant, 42 RB J. Taylor, 70 DL A. Butler, 84 WR I. Ford										
11/29	Arizona	QB 2 B. Hoyer, RB 42 J. Taylor, WR 84 I. Ford, DL 96 T. Bower, DL 99 B. Cowart										
12/06 at	L.A. Chargers	QB 2 B. Hoyer, DB 25 T. Brooks, RB 42 J. Taylor, TE 83 J. Thomas, DL 94 I. Mack, DL 96 T. Bower										
12/10 at	L.A. Rams	QB 2 B. Hoyer, DB 25 T. Brooks, RB 42 J. Taylor, TE 83 J. Thomas, DL 94 I. Mack										
12/20 at	Miami	QB 2 B. Hoyer, WR 14 D. Moncrief, CB 33 J. Williams, RB 37 D. Harris, TE 83 J. Thomas										
12/28	Buffalo	QB 2 B. Hoyer, RB 37 D. Harris, LB 51 J. Bentley, C 68 M. Martin, LB 90 S. Calhoun, DL 93 L. Guy										
01/03	N.Y. Jets	QB 2 B. Hoyer, DB 38 D. Virgin, DB 39 D. Ross, LB 58 A. Jennings, LB 59 T. Hall, C 60 D. Andrews, OL 69 S. Mason										



2021 NEW ENGLAND PATRIOTS ROSTER

AS OF AUGUST 15, 2021

ALPHABETICAL ROSTER

#	NAME	POS	HT	WT	BORN	YR	COLLEGE	H.S. HOMETOWN
90	Adams, Montravius	DL	6-4	304	7/24/1995	5	Auburn	Vienna, Ga.
13	Agholor, Nelson	WR	6-0	198	5/24/1993	7	Southern California	Tampa, Fla.
94	Anderson, Henry	DL	6-6	301	8/3/1991	7	Stanford	Atlanta, Ga.
60	Andrews, David	C	6-3	300	7/10/1992	7	Georgia	Johns Creek, Ga.
86	Asiasi, Devin	TE	6-3	257	8/14/1997	2	UCLA	Shoreview, Calif.
7	Bailey, Jake	P	6-2	205	6/18/1997	3	Stanford	Solana Beach, Calif.
70	Barmore, Christian	DL	6-5	310	7/28/1999	R	Alabama	Philadelphia, Pa.
d	Bentley, Ja'Whaun	LB	6-2	255	8/24/1996	4	Purdue	Glenarden, Md.
29	Bethel, Justin	DB	6-0	200	6/17/1990	10	Presbyterian	Blythewood, S.C.
34	Bledsoe, Joshuah	S	5-11	201	12/30/1998	R	Missouri	Houston, Texas
25	Bolden, Brandon	RB	5-11	220	1/26/1990	9	Mississippi	Baton Rouge, La.
84	Bourne, Kendrick	WR	6-1	190	8/4/1995	5	Eastern Washington	Portland, Ore.
96	Bower, Tashawn	DL	6-5	250	2/18/1995	4	Louisiana State	Kenilworth, N.J.
77	Brown, Trent	OL	6-8	380	4/13/1993	7	Florida	Albany, Ga.
41	Bryant, Myles	DB	5-9	185	1/2/1998	2	Washington	Pasadena, Calif.
72	Cajuste, Yodny	OL	6-5	310	2/21/1996	3	West Virginia	Miami, Fla.
49	Cardona, Joe	LS	6-3	245	4/16/1992	7	Navy	El Cajon, Calif.
30	Colbert, Adrian	DB	6-2	205	10/6/1993	5	Miami (Fla.)	Mineral Wells, Texas
99	Cowart, Byron	DL	6-3	300	5/20/1996	3	Maryland	Tampa, Fla.
74	Cunningham, Korey	DL	6-6	311	5/17/1995	4	Cincinnati	Montevallo, Ala.
98	Davis, Carl	OL	6-5	320	3/2/1992	7	Iowa	Detroit, Mich.
22	Davis, Cody	DB	6-2	203	6/6/1989	9	Texas Tech	Stephenville, Texas
23	Dugger, Kyle	DL	6-2	220	3/22/1996	2	Lenoir-Rhyne	Decatur, Ga.
65	Ferentz, James	OL	6-2	300	6/5/1989	6	Iowa	Iowa City, Iowa
6	Folk, Nick	K	6-1	222	11/5/1984	14	Arizona	Sherman Oaks, Calif.
88	Fumagalli, Troy	TE	6-6	248	2/17/1995	4	Wisconsin	Aurora, Ill.
d	Gant, Malik	DB	6-2	203	5/29/1997	2	Marshall	Washington, D.C.
24	Gilmore, Stephon	CB	6-1	202	9/19/1990	10	South Carolina	Rock Hill, S.C.
92	Godchaux, Davon	DL	6-3	311	11/11/1994	5	Louisiana State	Plaquemine, La.
93	Guy, Lawrence	DL	6-4	315	3/17/1990	11	Arizona State	Las Vegas, Nev.
59	Hall, Terez	LB	6-2	235	11/18/1996	2	Missouri	Lithonia, Ga.
37	Harris, Damien	RB	5-11	213	2/1/1997	3	Alabama	Richmond, Ky.
15	Harry, N'Keal	WR	6-4	225	12/17/1997	3	Arizona State	Chandler, Ariz.
63	Hawkins, Jerald	OL	6-6	305	10/16/1993	6	Louisiana State	Baldin, La.
85	Henry, Hunter	TE	6-5	250	12/7/1994	6	Arkansas	Little Rock, Ark.
75	Herron, Justin	OL	6-5	305	11/27/1995	2	Wake Forest	Potomac, Md.
54	Hightower, Dont'a	LB	6-3	260	3/12/1990	9	Alabama	Lewisburg, Tenn.
5	Hoyer, Brian	QB	6-2	216	10/13/1985	13	Michigan State	North Olmsted, Ohio
35	Jackson Sr., Michael	CB	6-1	210	1/10/1997	2	Miami (Fla.)	Birmingham, Ala.
27	Jackson, J.C.	DB	6-1	198	11/17/1995	4	Maryland	Immokalee, Fla.
58	Jennings, Anfernee	LB	6-3	259	9/1/1997	2	Alabama	Dadeville, Ala.
47	Johnson, Jakob	FB	6-3	255	12/15/1994	3	Tennessee	Stuttgart, Germany
31	Jones, Jonathan	DB	5-10	190	9/20/1993	6	Auburn	Carrollton, Ga.
10	Jones, Mac	QB	6-3	214	9/5/1998	R	Alabama	Jacksonville, Fla.
9	Judon, Matt	LB	6-3	261	8/15/1992	6	Grand Valley State	West Bloomfield, Mich.
7	Karras, Ted	OL	6-4	305	3/15/1993	6	Illinois	Indianapolis, Ind.
46	Khoury, Brian	LS	6-3	238	7/15/1992	1	Carnegie Mellon	Davenport, Iowa
6	King, Brandon	LB	6-2	220	6/8/1993	7	Auburn	Alabaster, Ala.
83	LaCosse, Matt	TE	6-6	255	9/21/1992	5	Illinois	Naperville, Ill.
48	Langi, Harvey	LB	6-2	250	9/24/1992	4	Brigham Young	South Jordan, Utah
44	Maluia, Cassh	LB	6-0	248	10/3/1998	2	Wyoming	Compton, Calif.
66	Martin, Marcus	OL	6-3	321	11/29/1993	6	Southern California	Los Angeles, Calif.
69	Mason, Shaq	OL	6-1	310	8/28/1993	7	Georgia Tech	Columbia, Tenn.
32	McCourt, Devin	DB	5-10	195	8/13/1987	12	Rutgers	Nyack, N.Y.
d	McGrone, Cameron	LB	6-1	236	6/22/2000	R	Michigan	Indianapolis, Ind.
16	Meyers, Jakobi	WR	6-2	200	11/9/1996	3	North Carolina State	Lithonia, Ga.
26	Michel, Sony	RB	5-11	215	2/17/1995	4	Georgia	Plantation, Fla.
2	Mills, Jalen	DB	6-0	191	4/6/1994	6	Louisiana State	Dallas, Texas
97	Murray, Bill	DL	6-4	265	7/3/1997	1	William & Mary	Morristown, N.J.
1	Newton, Cam	QB	6-5	245	5/11/1989	11	Auburn	College Park, Ga.
87	Nixon, Tre	WR	6-2	180	1/26/1998	R	UCF	Viera, Fla.
3	Nordin, Quinn	K	6-1	196	8/16/1998	R	Michigan	Rockford, Mich.
80	Olszewski, Gunner	WR	6-0	190	11/26/1996	3	Bemidji State	Alvin, Texas
71	Onwenu, Mike	OL	6-3	350	12/10/1997	2	Michigan	Detroit, Mich.
51	Perkins, Ronnie	LB	6-3	253	9/29/1999	R	Oklahoma	St. Louis Mo.
21	Phillips, Adrian	DB	5-11	210	3/28/1992	8	Texas	Garland, Texas
61	Prince, R.J.	OL	6-6	311	4/19/1995	1	North Carolina	Albemarle, N.C.
64	Redmond, Alex	OL	6-5	320	1/18/1995	5	UCLA	Cerritos, Calif.
39	Ross, D'Angelo	DB	5-9	190	10/29/1996	2	New Mexico	La Puente, Calif.
o	Ross, Devin	WR	5-9	192	8/12/1995	1	Colorado	Los Angeles, Calif.
68	Sherman, Will	OL	6-4	310	5/27/1999	R	Colorado	Allen, Texas
18	Slater, Matthew	WR	6-0	205	9/9/1985	14	UCLA	Anaheim, Calif.
81	Smith, Jonnu	TE	6-3	248	8/22/1995	5	Florida International	Ocla, Fla.
52	Spence, Akeem	DL	6-1	303	11/29/1991	9	Illinois	Fort Walton Beach, Fla.
o	Stevenson, Rhamondre	RB	6-0	246	2/23/1998	R	Oklahoma	Las Vegas, Nev.
4	Stidham, Jarrett	QB	6-3	215	8/8/1996	3	Auburn	Stephenville, Texas
42	Taylor, J.J.	RB	5-6	185	1/4/1998	2	Arizona	Corona, Calif.
95	Thurman, Nick	DL	6-4	305	6/12/1995	2	Houston	Dallas, Texas
55	Uche, Josh	LB	6-3	245	9/18/1998	2	Michigan	Miami, Fla.
53	Van Noy, Kyle	LB	6-3	250	3/26/1991	8	Brigham Young	Reno, Nev.
38	d Virgin, Dee	DB	5-9	195	10/29/1993	3	West Alabama	Donalsonville, Ga.
28	White, James	RB	5-10	205	2/3/1992	8	Wisconsin	Ft. Lauderdale, Fla.
17	Wilkerson, Kristian	WR	6-1	201	1/10/1997	1	SE Missouri State	Memphis, Tenn.
33	Williams, Joejuan	CB	6-3	212	12/6/1997	3	Vanderbilt	Nashville, Tenn.
90	Winovich, Chase	DL	6-3	250	4/19/1995	3	Michigan	Jefferson Hills, Pa.
1	Wise Jr., Deatrich	DL	6-5	275	7/26/1994	5	Arkansas	Carrollton, Texas
76	Wynn, Isaiah	OL	6-2	310	12/9/1995	4	Georgia	St. Petersburg, Fla.
19	o Zuber, Isaiah	WR	6-0	190	4/15/1997	1	Mississippi State	Decatur, Ga.

NUMERICAL ROSTER

#	NAME	POS
1	Cam Newton	QB
2	Jalen Mills	DB
3	Quinn Nordin	K
4	Jarrett Stidham	QB
5	Brian Hoyer	QB
6	Nick Folk	K
7	Jake Bailey	P
d	Ja'Whaun Bentley	LB
o	Devin Ross	WR
9	Matt Judon	LB
10	Mac Jones	QB
13	Nelson Agholor	WR
15	N'Keal Harry	WR
16	Jakobi Meyers	WR
17	Kristian Wilkerson	WR
18	Matthew Slater	WR
o	Isaiah Zuber	WR
d	Malik Gant	DB
21	Adrian Phillips	DB
22	Cody Davis	DB
23	Kyle Dugger	DB
24	Stephon Gilmore	CB
25	Brandon Bolden	RB
26	Sony Michel	RB
27	J.C. Jackson	DB
28	James White	RB
29	Justin Bethel	DB
30	Adrian Colbert	S
31	Jonathan Jones	DB
32	Devin McCourt	DB
33	Joejuan Williams	CB
34	Joshuah Bledsoe	S
35	Michael Jackson Sr.	CB
36	Brandon King	LB
37	Damien Harris	RB
d	Dee Virgin	DB
o	Rhamondre Stevenson	RB
39	D'Angelo Ross	DB
41	Myles Bryant	DB
42	J.J. Taylor	RB
44	Cassh Maluia	LB
45	Cameron McGrone	LB
46	Brian Khoury	LB
47	Jakob Johnson	FS
48	Harvey Langi	LB
49	Joe Cardona	LS
50	Chase Winovich	DL
51	Ronnie Perkins	LB
52	Akeem Spence	DL
53	Kyle Van Noy	LB
54	Dont'a Hightower	LB
55	Josh Uche	LB
58	Anfernee Jennings	LB
59	Terez Hall	LB
60	David Andrews	C
61	R.J. Prince	OL
63	Jerald Hawkins	OL
64	Alex Redmond	OL
65	James Ferentz	OL
66	Marcus Martin	OL
67	Ted Karras	OL
68	Will Sherman	OL
69	Shaq Mason	OL
70	Christian Barmore	DL
71	Mike Onwenu	OL
72	Yodny Cajuste	OL
74	Korey Cunningham	OL
75	Justin Herron	OL
76	Isaiah Wynn	OL
77	Trent Brown	OL
80	Gunner Olszewski	WR
81	Jonnu Smith	TE
83	Matt LaCosse	TE
84	Kendrick Bourne	WR
85	Hunter Henry	TE
86	Devin Asiasi	TE
87	Tre Nixon	WR
88	Troy Fumagalli	TE
90	Montravius Adams	DL
91	Deatrich Wise Jr.	DL
92	Davon Godchaux	DL
93	Lawrence Guy	DL
94	Henry Anderson	DL
95	Nick Thurman	DL
96	Tashawn Bower	DL
97	Bill Murray	DL
98	Carl Davis	DL
99	Byron Cowart	DL

RESERVE/INJURED

#	NAME	POS	HT	WT	BORN	YR	COLLEGE	H.S. HOMETOWN
44	Keene, Dalton	TE	6-4	251	4/14/1999	2	Virginia Tech	Littleton, Colo.
46	McMillan, Raekwon	LB	6-2	242	11/17/1995	5	Ohio State	Hinseville, Ga.

RESERVE/INJURED

#	NAME	POS
44	Dalton Keene	TE
46	Raekwon McMillan	LB



2021 NUMERICAL ROSTER

August 15, 2021

#	NAME	POS	HT	WT	AGE	YR	COLLEGE	HOW ACQ.
1	Cam Newton	QB	6-5	245	32	11	Auburn	FA-20
2	Jalen Mills	DB	6-0	191	27	6	Louisiana State	UFA (PHI)-21
3	Quinn Nordin	K	6-1	196	22	R	Michigan	FA-21
4	Jarrett Stidham	QB	6-3	215	25	3	Auburn	D4b-19
5	Brian Hoyer	QB	6-2	216	35	13	Michigan State	FA-21
6	Nick Folk	K	6-1	222	36	14	Arizona	FA-20
7	Jake Bailey	P	6-2	205	24	3	Stanford	D5b-19
8	d Ja'Whaun Bentley	LB	6-2	255	24	4	Purdue	D5-18
8	o Devin Ross	WR	5-9	192	26	1	Colorado	FA-21
9	Matt Judon	LB	6-3	261	28	6	Grand Valley State	UFA (BAL)-21
10	Mac Jones	QB	6-3	214	22	R	Alabama	D1-21
13	Nelson Agholor	WR	6-0	198	28	7	Southern California	UFA (LV)-21
15	N'Keal Harry	WR	6-4	225	23	3	Arizona State	D1-19
16	Jakobi Meyers	WR	6-2	200	24	3	North Carolina State	FA-19
17	Kristian Wilkerson	WR	6-1	201	24	1	SE Missouri State	FA-20
18	Matthew Slater	WR	6-0	205	35	14	UCLA	D5-08
19	o Isaiah Zuber	WR	6-0	190	24	1	Mississippi	FA-20
19	d Malik Gant	DB	6-2	203	24	2	Marshall	FA-21
21	Adrian Phillips	DB	5-11	210	29	8	Texas	UFA (LAC)-20
22	Cody Davis	DB	6-2	203	32	9	Texas Tech	UFA (JAX)-20
23	Kyle Dugger	DB	6-2	220	25	2	Lenoir-Rhyne	D2a-20
24	Stephon Gilmore	CB	6-1	202	30	10	South Carolina	UFA (BUF)-17
25	Brandon Bolden	RB	5-11	220	31	9	Mississippi	UFA (MIA)-19
26	Sony Michel	RB	5-11	215	26	4	Georgia	D1b-18
27	J.C. Jackson	DB	6-1	198	25	4	Maryland	FA-18
28	James White	RB	5-10	205	29	8	Wisconsin	D4b-14
29	Justin Bethel	DB	6-0	200	31	10	Presbyterian	FA-19
30	Adrian Colbert	DB	6-2	205	27	5	Miami (Fla.)	FA-21
31	Jonathan Jones	DB	5-10	190	27	6	Auburn	FA-16
32	Devin McCourty	DB	5-10	195	34	12	Rutgers	D1-10
33	Joeljuan Williams	CB	6-3	212	23	3	Vanderbilt	D2-19
34	Joshuah Bledsoe	S	5-11	201	22	R	Missouri	D6a-21
35	Michael Jackson Sr.	CB	6-1	210	24	2	Miami (Fla.)	FA-20
36	Brandon King	LB	6-2	220	28	7	Auburn	FA-15
37	Damien Harris	RB	5-11	213	24	3	Alabama	D3b-19
38	d Dee Virgin	DB	5-9	195	27	3	West Alabama	FA-20
38	o Rhamondre Stevenson	RB	6-0	246	23	R	Oklahoma	D4-21
39	D'Angelo Ross	DB	5-9	190	24	2	New Mexico	FA-19
41	Myles Bryant	DB	5-9	185	23	2	Washington	FA-20
42	J.J. Taylor	RB	5-6	185	23	2	Arizona	FA-20
44	Cassh Malula	LB	6-0	248	22	2	Wyoming	D6c-20
45	Cameron McGrone	LB	6-1	236	21	R	Michigan	D5-21
46	Brian Khoury	LS	6-3	238	29	1	Carnegie Mellon	FA-21
47	Jakob Johnson	FB	6-3	255	26	3	Tennessee	FA-19
48	Harvey Langi	LB	6-2	250	28	4	Brigham Young	FA-21
49	Joe Cardona	LS	6-3	245	29	7	Navy	D5-15
50	Chase Winovich	DL	6-3	250	26	3	Michigan	D3a-19
51	Ronnie Perkins	LB	6-3	253	21	R	Oklahoma	D3-21
52	Akeem Spence	DL	6-1	303	29	9	Illinois	FA-20
53	Kyle Van Noy	LB	6-3	250	30	8	Brigham Young	FA-21
54	Dont'a Hightower	LB	6-3	260	31	9	Alabama	D1b-12
55	Josh Uche	LB	6-3	245	22	2	Michigan	D2b-20
58	Anfernee Jennings	LB	6-3	259	23	2	Alabama	D3a-20
59	Terez Hall	LB	6-2	235	24	2	Missouri	FA-19
60	David Andrews	C	6-3	300	29	7	Georgia	FA-15
61	R.J. Prince	OL	6-6	320	26	1	North Carolina	FA-21
63	Jerald Hawkins	OL	6-6	305	27	6	Louisiana State	FA-21
64	Alex Redmond	OL	6-5	320	26	5	UCLA	FA-21
65	James Ferentz	OL	6-2	300	32	6	Iowa	FA-21
66	Marcus Martin	OL	6-3	321	27	6	Southern California	FA-20
67	Ted Karras	OL	6-4	305	28	6	Illinois	UFA (MIA)-21
68	Will Sherman	OL	6-4	310	22	R	Colorado	D6b-21
69	Shaq Mason	OL	6-1	310	27	7	Georgia Tech	D4c-15
70	Christian Barmore	DL	6-5	310	22	R	Alabama	D2-21
71	Mike Onwenu	OL	6-3	350	23	2	Michigan	D6a-20
72	Yodny Cajuste	OL	6-5	310	25	3	West Virginia	D3c-19
74	Korey Cunningham	OL	6-6	311	26	4	Cincinnati	TR (ARI)-19
75	Justin Herron	OL	6-5	305	25	2	Wake Forest	D6b-20
76	Isaiah Wynn	OL	6-2	310	25	4	Georgia	D1a-18
77	Trent Brown	OL	6-8	380	28	7	Florida	TR (LV)-21
80	Gunner Olszewski	WR	6-0	190	24	3	Bemidji State	FA-19
81	Jonnu Smith	TE	6-3	248	25	5	Florida International	UFA (TEN)-21
83	Matt LaCosse	TE	6-6	255	28	5	Illinois	FA-19
84	Kendrick Bourne	WR	6-1	190	26	5	Eastern Washington	UFA (SF)-21
85	Hunter Henry	TE	6-5	250	26	6	Arkansas	UFA (LAC)-21
86	Devin Asiasi	TE	6-3	257	24	2	UCLA	D3b-20
87	Tre Nixon	WR	6-2	180	23	R	UCF	D7-21
88	Troy Fumagalli	TE	6-6	248	26	4	Wisconsin	FA-21
90	Montravius Adams	DL	6-4	304	26	5	Auburn	UFA (GB)-21
91	Deatrich Wise Jr.	DL	6-5	275	27	5	Arkansas	D4-17
92	Davon Godchaux	DL	6-3	311	26	5	Louisiana State	UFA (MIA)-21
93	Lawrence Guy	DL	6-4	315	31	11	Arizona State	UFA (BAL)-17
94	Henry Anderson	DL	6-6	301	30	7	Stanford	FA-21
95	Nick Thurman	DL	6-4	305	26	2	Houston	FA-19
96	Tashawn Bower	DL	6-5	250	26	4	Louisiana State	FA-19
97	Bill Murray	DL	6-4	265	24	1	William & Mary	FA-20
98	Carl Davis	DL	6-5	320	29	7	Iowa	FA-20
99	Byron Cowart	DL	6-3	300	25	3	Maryland	D5a-19

RESERVE/INJURED

#	NAME	POS	HT	WT	AGE	YR	COLLEGE	DATE
44	Dalton Keene	TE	6-4	251	22	2	Virginia Tech	(8/7/2021)
46	Raekwon McMillan	LB	6-2	242	25	5	Ohio State	(8/7/2021)



2021 POSITIONAL ROSTER

August 15, 2021								
DEFENSE (42)								
#	NAME	POS	HT	WT	BORN	YR	COLLEGE	H.S. HOMETOWN
DEFENSIVE LINE (13)								
90	Adams, Montravius	DL	6-4	304	7/24/1995	5	Auburn	Vienna, Ga.
94	Anderson, Henry	DL	6-6	301	8/3/1991	7	Stanford	Atlanta, Ga.
70	Barmore, Christian	DL	6-5	310	7/28/1999	R	Alabama	Philadelphia, Pa.
96	Bower, Tashawn	DL	6-5	250	2/18/1995	4	Louisiana State	Kenilworth, N.J.
99	Cowart, Byron	DL	6-3	300	5/20/1996	3	Maryland	Tampa, Fla.
98	Davis, Carl	DL	6-5	320	3/2/1992	7	Iowa	Detroit, Mich.
92	Godchaux, Davon	DL	6-3	311	11/11/1994	5	Louisiana State	Plaquemine, La.
93	Guy, Lawrence	DL	6-4	315	3/17/1990	11	Arizona State	Las Vegas, Nev.
97	Murray, Bill	DL	6-4	265	7/3/1997	1	William & Mary	Morristown, N.J.
52	Spence, Akeem	DL	6-1	303	11/29/1991	9	Illinois	Fort Walton Beach, Fla.
95	Thurman, Nick	DL	6-4	305	6/12/1995	2	Houston	Dallas, Texas
50	Winovich, Chase	DL	6-3	250	4/19/1995	3	Michigan	Jefferson Hills, Pa.
91	Wise Jr., Deatrich	DL	6-5	275	7/26/1994	5	Arkansas	Carrollton, Texas
LINEBACKER (12)								
8	Bentley, Ja'Whaun	LB	6-2	255	8/24/1996	4	Purdue	Glenarden, Md.
59	Hall, Terez	LB	6-2	235	11/18/1996	2	Missouri	Lithonia, Ga.
54	Hightower, Dont'a	LB	6-3	260	3/12/1990	9	Alabama	Lewisburg, Tenn.
58	Jennings, Anfernee	LB	6-3	259	9/1/1997	2	Alabama	Dadeville, Ala.
9	Judon, Matt	LB	6-3	261	8/15/1992	6	Grand Valley State	West Bloomfield, Mich.
36	King, Brandon	LB	6-2	220	6/8/1993	7	Auburn	Alabaster, Ala.
48	Langi, Harvey	LB	6-2	250	9/24/1992	4	Brigham Young	South Jordan, Utah
44	Malula, Cassh	LB	6-0	248	10/3/1998	2	Wyoming	Compton, Calif.
45	McGrone, Cameron	LB	6-1	236	6/22/2000	R	Michigan	Indianapolis, Ind.
51	Perkins, Ronnie	LB	6-3	253	9/29/1999	R	Oklahoma	St. Louis, Mo.
55	Uche, Josh	LB	6-3	245	9/18/1998	2	Michigan	Miami, Fla.
53	Van Noy, Kyle	LB	6-3	250	3/26/1991	8	Brigham Young	Reno, Nev.
DEFENSIVE BACK (17)								
29	Bethel, Justin	DB	6-0	200	6/17/1990	10	Presbyterian	Blythewood, S.C.
34	Bledsoe, Joshua	S	5-11	201	12/30/1998	R	Missouri	Houston, Texas
41	Bryant, Myles	DB	5-9	185	1/2/1998	2	Washington	Pasadena, Calif.
30	Colbert, Adrian	DB	6-2	205	10/6/1993	5	Miami (Fla.)	Mineral Wells, Texas
22	Davis, Cody	DB	6-2	203	6/6/1989	9	Texas Tech	Stephenville, Texas
23	Dugger, Kyle	DB	6-2	220	3/22/1996	2	Lenoir-Rhyne	Decatur, Ga.
19	d Gant, Malik	DB	6-2	203	5/29/1997	2	Marshall	Washington, D.C.
24	Gilmore, Stephon	CB	6-1	202	9/19/1990	10	South Carolina	Rock Hill, S.C.
27	Jackson, J.C.	DB	6-1	198	11/17/1995	4	Maryland	Immokalee, Fla.
35	Jackson Jr., Michael	DB	6-1	210	1/10/1997	2	Miami (Fla.)	Birmingham, Ala.
31	Jones, Jonathan	DB	5-10	190	9/20/1993	6	Auburn	Carrollton, Ga.
32	McCorty, Devin	DB	5-10	195	8/13/1987	12	Rutgers	Nyack, N.Y.
2	Mills, Jalen	DB	6-0	191	4/6/1994	6	Louisiana State	Dallas, Texas
21	Phillips, Adrian	DB	5-11	210	3/28/1992	8	Texas	Garland, Texas
39	Ross, D'Angelo	DB	5-9	190	10/29/1996	2	New Mexico	La Puente, Calif.
38	d Virgin, Dee	DB	5-9	195	10/29/1993	3	West Alabama	Donalsonville, Ga.
33	Williams, Joejuan	CB	6-3	212	12/6/1997	3	Vanderbilt	Nashville, Tenn.
OFFENSE (41)								
#	NAME	POS	HT	WT	BORN	YR	COLLEGE	H.S. HOMETOWN
OFFENSIVE LINE (15)								
60	Andrews, David	C	6-3	300	7/10/1992	7	Georgia	Johns Creek, Ga.
77	Brown, Trent	OL	6-8	380	4/13/1993	7	Florida	Albany, Ga.
72	Cajuste, Yodny	OL	6-5	310	2/21/1996	3	West Virginia	Miami, Fla.
74	Cunningham, Korey	OL	6-6	311	5/17/1995	4	Cincinnati	Montavillo, Ala.
65	Ferentz, James	OL	6-2	300	6/5/1989	6	Iowa	Iowa City, Iowa
63	Hawkins, Jerald	OL	6-6	305	10/16/1993	6	Louisiana State	Baldwin, La.
75	Herron, Justin	OL	6-5	305	11/27/1995	2	Wake Forest	Potomac, Md.
67	Karras, Ted	OL	6-4	305	3/15/1993	6	Illinois	Indianapolis, Ind.
66	Martin, Marcus	OL	6-3	321	11/29/1993	7	Southern California	Los Angeles, Calif.
69	Mason, Shaq	OL	6-1	310	8/28/1993	7	Georgia Tech	Columbia, Tenn.
71	Onwenu, Mike	OL	6-3	350	12/10/1997	2	Michigan	Detroit, Mich.
61	Prince, R.J.	OL	6-6	320	4/19/1995	1	North Carolina	Albemarle, N.C.
64	Redmond, Alex	OL	6-5	320	1/18/1995	5	UCLA	Cerritos, Calif.
68	Sherman, Will	OL	6-4	310	5/27/1999	R	Colorado	Allen, Texas
76	Wynn, Isaiah	OL	6-2	310	12/9/1995	4	Georgia	St. Petersburg, Fla.
QUARTERBACK (4)								
5	Hoyer, Brian	QB	6-2	216	10/13/1985	13	Michigan State	North Olmsted, Ohio
10	Jones, Mac	QB	6-3	214	9/5/1998	R	Alabama	Jacksonville, Fla.
1	Newton, Cam	QB	6-5	245	5/11/1989	11	Auburn	College Park, Ga.
4	Stidham, Jarrett	QB	6-3	215	8/8/1996	3	Auburn	Stephenville, Texas
WIDE RECEIVER (10)								
13	Agholor, Nelson	WR	6-0	198	5/24/1993	7	Southern California	Tampa, Fla.
84	Bourne, Kendrick	WR	6-1	190	8/4/1995	5	Eastern Washington	Portland, Ore.
15	Harry, N'Keal	WR	6-4	225	12/17/1997	3	Arizona State	Chandler, Ariz.
16	Meyers, Jakobi	WR	6-2	200	11/9/1996	3	North Carolina State	Lithonia, Ga.
87	Nixon, Tre	WR	6-2	180	1/26/1998	R	UCF	Viera, Fla.
80	Olsewski, Gunner	WR	6-0	190	11/26/1996	3	Bemidji State	Alvin, Texas
8	o Ross, Devin	WR	5-9	192	8/12/1995	1	Colorado	Los Angeles, Calif.
18	Slater, Matthew	WR	6-0	205	9/9/1985	14	UCLA	Anaheim, Calif.
17	Wilkerson, Kristian	WR	6-1	201	1/10/1997	1	SE Missouri State	Memphis, Tenn.
19	o Zuber, Isaiah	WR	6-0	190	4/15/1997	1	Mississippi State	Decatur, Ga.
RUNNING BACK (7)								
25	Bolden, Brandon	RB	5-11	220	1/26/1990	9	Mississippi	Baton Rouge, La.
37	Harris, Damien	RB	5-11	213	2/11/1997	3	Alabama	Richmond, Ky.
47	Johnson, Jakob	FB	6-3	255	12/15/1994	3	Tennessee	Stuttgart, Germany
26	Michel, Sony	RB	5-11	215	2/17/1995	4	Georgia	Plantation, Fla.
38	o Stevenson, Rhamondre	RB	6-0	246	2/23/1998	R	Oklahoma	Las Vegas, Nev.
42	Taylor, J.J.	RB	5-6	185	1/4/1998	2	Airozna	Corono, Calif.
28	White, James	RB	5-10	205	2/3/1992	8	Wisconsin	Ft. Lauderdale, Fla.
TIGHT END (5)								
86	Asiasi, Devin	TE	6-3	257	8/14/1997	2	UCLA	Shoreview, Calif.
88	Fumagalli, Troy	TE	6-6	248	2/17/1995	4	Wisconsin	Aurora, Ill.
85	Henry, Hunter	TE	6-5	250	12/7/1994	6	Arkansas	Little Rock, Ark.
83	LaCrosse, Matt	TE	6-6	255	9/21/1992	5	Illinois	Naperville, Ill.
81	Smith, Jonnu	TE	6-3	248	8/22/1995	5	Florida International	Ocala, Fla.
SPECIALISTS (5)								
#	NAME	POS	HT	WT	BORN	YR	COLLEGE	H.S. HOMETOWN
SPECIALISTS (5)								
7	Bailey, Jake	P	6-2	205	6/18/1997	3	Stanford	Solana Beach, Calif.
49	Cardona, Joe	LS	6-3	245	4/16/1992	7	Navy	El Cajon, Calif.
6	Folk, Nick	K	6-1	222	11/5/1984	14	Arizona	Sherman Oaks, Calif.
46	Khoury, Brian	LS	6-3	238	7/15/1992	1	Carnegie Mellon	Davenport, Iowa
3	Nordin, Quinn	K	6-1	196	8/16/1998	R	Michigan	Rockford, Mich.
RESERVE/INJURED (2)								
#	NAME	POS	HT	WT	BORN	YR	COLLEGE	H.S. HOMETOWN
RESERVE/INJURED (2)								
44	Keene, Dalton	TE	6-4	251	4/14/1999	2	Virginia Tech	Littleton, Colo.
46	McMillan, Raekwon	LB	6-2	242	11/17/1995	5	Ohio State	Hinseville, Ga.



HOW THE PATRIOTS WERE BUILT

UPDATED: August 15, 2021

<u>YEAR</u>	<u>DRAFTTEES (33)</u>	<u>VETERAN FREE AGENTS (34)</u>	<u>WAIVERS (0) / TRADES (2)</u>	<u>ROOKIE AND FIRST-YEAR FREE AGENTS (19)</u>
2008	Matthew Slater (5)			
2010	Devin McCourty (1)			
2012	Dont'a Hightower (1b)			
2014	James White (4b)			
2015	Shaq Mason (4c) Joe Cardona (5)			David Andrews (fa) Brandon King (fa)
2016				Jonathan Jones (fa)
2017	Deatrich Wise Jr. (4)	Stephon Gilmore (1) (BUF) Lawrence Guy (7) (GB)		
2018	Isaiah Wynn (1a) Sony Michel (1b) Ja'Whaun Bentley (5)			J.C. Jackson (fa)
2019	N'Keal Harry (1) Joejuan Williams (2) Chase Winovich (3a) Damien Harris (3b) Yodny Cajuste (3c) Jarrett Stidham (4b) Byron Cowart (5a) Jake Bailey (5b)	Justin Bethel (6) (ARI) Brandon Bolden (fa) (NE) Matt LaCosse (fa) (NYG)	Korey Cunningham (7) (tr-ARI)	Jakob Johnson (fa) Jakobi Meyers (fa) Gunner Olszewski (fa)
2020	Kyle Dugger (2a) Josh Uche (2b) Anfernee Jennings (3a) Devin Asiasi (3b) Mike Onwenu (6a) Justin Herron (6b) Cassh Maluia (6c)	Tashawn Bower (fa) (MIN) Carl Davis (3) (BAL) Cody Davis (fa) (STL) Nick Folk (6) (DAL) Michael Jackson Sr. (5) (DAL) Marcus Martin (3) (SF) Cam Newton (1) (CAR) Adrian Phillips (fa) (SD) Akeem Spence (4) (TB) Dee Virgin (fa) (HOU)		Myles Bryant (fa) Terez Hall (fa) J.J. Taylor (fa)
2021	Mac Jones (1) Christian Barmore (2) Ronnie Perkins (3) Rhamondre Stevenson (4) Cameron McGrone (5) Joshuah Bledsoe (6a) Will Sherman (6b) Tre Nixon (7)	Montravius Adams (3) (GB) Nelson Agholor (1) (PHI) Henry Anderson (3) (IND) Kendrick Bourne (fa) (SF) Adrian Colbert (7) (SF) James Ferentz (fa) (HOU) Troy Fumagalli (5) (DEN) Malik Gant (fa) (NE) Davon Godchaux (5) (MIA) Jerald Hawkins (4) (PIT) Hunter Henry (2) (LAC) Brian Hoyer (fa) (NE) Matt Judon (5) (BAL) Ted Karras (6) (NE) Harvey Langi (fa) (NE) Jalen Mills (7) (PHI) Alex Redmond (fa) (CIN) Jonnu Smith (3) (TEN) Kyle Van Noy (2) (DET)	Trent Brown (7) (tr-LV)	Brian Khoury (fa) (BAL) Bill Murray (fa) Quinn Nordin (fa) R.J. Prince (fa) (PIT) D'Angelo Ross (fa) Devin Ross (fa) (TEN) Nick Thurman (fa) (HOU) Kristian Wilkerson (fa) (TEN) Isaiah Zuber (fa)

NOTE: Team in parenthesis is the player's original team

(#) – indicates round drafted

(fa) – indicates non-drafted free agents

RESERVE/INJURED

Dalton Keene (3c)

Raekwon McMillan (2) (MIA)



UNOFFICIAL DEPTH CHART

Unofficial depth chart compiled by Patriots Media Relations

OFFENSE

WR: 13 Nelson Agholor	15 N'Keal Harry	87 <u>Tre Nixon</u>
	19 Isaiah Zuber	18 Matthew Slater
LT: 76 Isaiah Wynn	75 Justin Herron	72 Yodny Cajuste
	63 Jerald Hawkins	68 <u>Will Sherman</u>
LG: 71 Mike Onwenu	66 Marcus Martin	64 Alex Redmond
C: 60 David Andrews	67 Ted Karras	65 James Ferentz
RG: 69 Shaq Mason	65 James Ferentz	
RT: 77 Trent Brown	74 Korey Cunningham	61 R.J. Prince
TE: 85 Hunter Henry	86 Devin Asiasi	83 Matt LaCrosse
81 Jonnu Smith		88 Troy Fumagalli
WR: 16 Jakobi Meyers	84 Kendrick Bourne	80 Gunner Olszewski
	17 Kristian Wilkerson	19 Isaiah Zuber
		8 Devin Ross
QB: 1 Cam Newton	10 <u>Mac Jones</u>	5 Brian Hoyer
		4 Jarrett Stidham
RB: 37 Damien Harris	28 James White	25 Brandon Bolden
RB: 26 Sony Michel	47 Jakob Johnson (FB)	42 J.J. Taylor
		38 <u>Rhamondre Stevenson</u>

DEFENSE

LE: 91 Deatrich Wise Jr.	96 Tashawn Bower	
DL: 93 Lawrence Guy	90 Montravius Adams	97 Bill Murray
	95 Nick Thurman	70 <u>Christian Barmore</u>
DL: 92 Davon Godchaux	98 Carl Davis	52 Akeem Spence
		99 Byron Cowart
RE 94 Henry Anderson	50 Chase Winovich	
LB 9 Matt Judon	58 Anfernee Jennings	51 <u>Ronnie Perkins</u>
		36 Brandon King
LB: 54 Dont'a Hightower	8 Ja'Whaun Bentley	44 Cassh Maluia
		59 Terez Hall
LB: 53 Kyle Van Noy	55 Josh Uche	48 Harvey Langi
		45 <u>Cameron McGrone</u>
LCB 27 J.C. Jackson	31 Jonathan Jones	41 Myles Bryant
		39 D'Angelo Ross
RCB 24 Stephon Gilmore	2 Jalen Mills	33 Joejuan Williams
	38 Dee Virgin	35 Michael Jackson Sr.
S: 21 Adrian Phillips	23 Kyle Dugger	29 Justin Bethel
		19 Malik Gant
S: 32 Devin McCourty	30 Adrian Colbert	22 Cody Davis
		34 <u>Joshuah Bledsoe</u>

SPECIAL TEAMS

K: 6 Nick Folk	3 <u>Quinn Nordin</u>	
P: 7 Jake Bailey		
H: 7 Jake Bailey		
PR: 80 Gunner Olszewski		
KR: 80 Gunner Olszewski	42 J.J. Taylor	23 Kyle Dugger
LS: 49 Joe Cardona	46 Brian Khoury	

PRONUNCIATION GUIDE

Montravius Adams	mon-TRAY-vee-us	Matt Judon	JOO-don
Nelson Agholor	AGG-uh-lore	Ted Karras	CARE-us
Devin Asiasi	AH-see AH-see	Matt LaCrosse	la-COSS
Ja'Whaun Bentley	ja-WHAN	Harvey Langi	laun-GEE
Tashawn Berry	tuh-SHAWN	Cassh Maluia	CASH mall-uh-WEE-uh
Yodny Cajuste	YAH-d-nee kuh-JUST	Sony Michel	SO-nee mih-SHELL
Joe Cardona	car-DOAN-a	Jalen Mills	JAY-lin
Byron Cowart	COW-ert	Quinn Nordin	Nor-DEEN
James Ferentz	FAIR-ins	Gunner Olszewski	O-sheh-ski
Troy Fumagalli	foo-mah-GAH-lee	Mike Onwenu	oh-WHEN-new
Malik Gant	mah-LEEK	Jonnu Smith	JAH-new
Stephon Gilmore	steph-AHN	Rhamondre Stevenson	ruh-MON-dray
Davon Godchaux	duh-VAHN-GOD-chaw	Jarrett Stidham	STID-um
Terez Hall	ter-EZ	Josh Uche	OO-chay
Damien Harris	day-MEE-en	Joejuan Williams	joe-WAHN
N'Keal Harry	nuh-KEEL	Chase Winovich	WIN-o-vich
Justin Herron	her-RON	Deatrich Wise Jr.	DEE-tritch
Dont'a Hightower	don-TAY	Isaiah Wynn	eye-ZAY-ah WIN
Jakob Johnson	YAH-kob	Isaiah Zuber	ZOO-burr



2021 TRANSACTIONS

UPDATED: AUGUST 15, 2021

JANUARY 2021

1/4/2021	Aguayo, Roberto	Signed to a future contract
1/4/2021	Dolegala, Jake	Signed to a future contract
1/4/2021	Murray, Bill	Signed to a future contract
1/4/2021	Reynolds, Ross	Signed to a future contract
1/4/2021	Rohrwasser, Justin	Signed to a future contract
1/4/2021	Ross, D'Angelo	Signed to a future contract
1/4/2021	Smith, Devin	Signed to a future contract
1/4/2021	Thurman, Nick	Signed to a future contract
1/4/2021	Wilkerson, Kristian	Signed to a future contract
1/4/2021	Zuber, Isalah	Signed to a future contract
1/6/2021	Pinckney, Michael	Signed to a future contract

MARCH 2021

3/18/2021	Brown, Trent	Acquired via Trade (Las Vegas)
3/18/2021	Cannon, Marcus	Traded to Houston
3/18/2021	Allen, Beau	Released
3/18/2021	Lee, Marqise	Released
3/18/2021	Izzo, Ryan	Traded to Houston
3/19/2021	Adams, Montravius	Signed
3/19/2021	Agholor, Nelson	Signed
3/19/2021	Anderson, Henry	Signed
3/19/2021	Bourne, Kendrick	Signed
3/19/2021	Henry, Hunter	Signed
3/19/2021	Judon, Matt	Signed
3/19/2021	Karras, Ted	Signed
3/19/2021	McMillan, Raekwon	Signed
3/19/2021	Mills, Jalen	Signed
3/19/2021	Smith, Jonnu	Signed
3/19/2021	Van Noy, Kyle	Signed
3/19/2021	Davis, Cody	Re-signed
3/19/2021	Wise Jr., Deatrich	Re-signed
3/22/2021	Chung, Patrick	Placed on Reserve/Retired List
3/22/2021	Andrews, David	Re-signed
3/23/2021	Folk, Nick	Re-signed
3/23/2021	Godchaux, Davon	Signed
3/23/2021	Malula, Cassh	Released
3/23/2021	Pinckney, Michael	Released
3/23/2021	Rohrwasser, Justin	Released
3/24/2021	Reynolds, LaRoy	Signed
3/25/2021	Johnson, Jakob	Re-signed
3/25/2021	White, James	Re-signed
3/30/2021	Guy, Lawrence	Re-signed

APRIL 2021

4/7/2021	Woodard, Dustin	Reinstated from Reserve/Retired
4/9/2021	Reynolds, Ross	Released
4/12/2021	Edelman, Julian	Retired
4/12/2021	Barnett, Michael	Released
4/16/2021	Jackson, J.C.	Re-signed
4/16/2021	Woodard, Dustin	Released
4/29/2021	Jones, Mac	Drafted
4/30/2021	Dolegala, Jake	Released
4/30/2021	Barmore, Christian	Drafted
4/30/2021	Perkins, Ronnie	Drafted

MAY 2021

5/1/2021	Stevenson, Rhymondre	Drafted
5/1/2021	McGrone, Cameron	Drafted
5/1/2021	Bledsoe, Joshuah	Drafted
5/1/2021	Sherman, Will	Drafted
5/1/2021	Nixon, Tre	Drafted
5/6/2021	Nordin, Quinn	Signed
5/10/2021	Langi, Harvey	Signed
5/11/2021	Sherman, Will	Signed/Draft Choice
5/11/2021	Nixon, Tre	Signed/Draft Choice
5/14/2021	McGrone, Cameron	Signed/Draft Choice
5/17/2021	Ferentz, James	Signed
5/17/2021	Redmond, Alex	Signed
5/18/2021	Hoyer, Brian	Signed
5/18/2021	Bledsoe, Joshuah	Signed/Draft Choice
5/18/2021	Toran, Najee	Released
5/19/2021	Stevenson, Rhymondre	Signed/Draft Choice
5/20/2021	Farnsworth, Wes	Signed
5/21/2021	Colbert, Adrian	Signed
5/21/2021	Gaffney, Tyler	Signed
5/27/2021	Fumagalli, Troy	Signed
5/27/2021	Reynolds, LaRoy	Released
5/27/2021	Vitale, Danny	Released

JUNE 2021

6/4/2021	Hall, Marvin	Signed
6/17/2021	Aguayo, Roberto	Released
6/17/2021	Farnsworth, Wes	Released
6/17/2021	Prince, R.J.	Signed
6/21/2021	Ross, Devin	Signed

JULY 2021

7/6/2021	Jones, Mac	Signed/Draft Choice
7/20/2021	Perkins, Ronnie	Signed/Draft Choice
7/21/2021	Barmore, Christian	Signed/Draft Choice
7/23/2021	Wells, David	Signed
7/27/2021	Smith, Devin	Released
7/29/2021	Dolegala, Jake	Claimed off Waivers (GB)
7/30/2021	Hawkins, Jerald	Signed

AUGUST 2021

8/7/2021	Malula, Cassh	Signed
8/7/2021	Keene, Dalton	Reserve/Injured
8/7/2021	McMillan, Raekwon	Reserve/Injured
8/9/2021	Dolegala, Jake	Released

AUGUST 2021

8/9/2021	Khoury, Brian	Signed
8/10/2021	Gant, Malik	Signed
8/10/2021	Gaffney, Tyler	Released
8/15/2021	Berry, Rashod	Released
8/15/2021	Hall, Marvin	Released
8/15/2021	Wells, David	Released



PATRIOTS VS. PHILADELPHIA EAGLES



SERIES HISTORY

The Patriots and Eagles will meet for the 24th time in the preseason and for the first time in the preseason since 2018 when the Patriots notched a 37-20 victory on Aug. 16 at Gillette Stadium. Overall, this week's game will be the Patriots' 11th preseason game in Philadelphia, their fourth preseason game at Lincoln Financial Field and first since the 2013 season.

The Patriots and Eagles last met in the regular season in 2019 when the Patriots came out ahead, 17-10, at Lincoln Financial Field on Nov. 17, 2019.

While the teams have played just 13 times in the regular season, they have played 23 times in the preseason with the Patriots claiming a 13-10 edge in the series.

Philadelphia leads the all-time regular-season series with a 7-6 margin

REGULAR SEASON • PHILADELPHIA 7, NEW ENGLAND 6

DATE	RESULT	SCORE	H/A	STADIUM
11/04/73	L	23-24	A	Veterans Stadium
11/27/77	W	14-6	H	Schaefer Stadium
10/08/78	W	24-14	H	Schaefer Stadium
09/13/81	L	3-13	A	Veterans Stadium
12/09/84	L	17-27	A	Veterans Stadium
11/29/87	L(OT)	31-34	H	Sullivan Stadium
11/04/90	L	20-48	A	Veterans Stadium
12/19/99	L	9-24	A	Veterans Stadium
09/14/03	W	31-10	A	Lincoln Financial Field
11/25/07	W	31-28	H	Gillette Stadium
11/27/11	W	38-20	A	Lincoln Financial Field
12/06/15	L	28-35	H	Gillette Stadium
11/17/19	W	17-10	A	Lincoln Financial Field

PRESEASON • NEW ENGLAND 13, PHILADELPHIA 10

DATE	RESULT	SCORE	H/A	STADIUM
09/02/68	L	20-22	H	Harvard Stadium
08/12/72	L	20-29	A	Veterans Stadium
09/08/74	W	27-17	H	Schaefer Stadium
08/22/75	L	10-24	A	Veterans Stadium
09/05/76	W	27-7	H	Schaefer Stadium
08/22/77	L	10-21	A	Veterans Stadium
08/24/80	L	17-23	H	Schaefer Stadium
08/20/82	L	7-14	A	Veterans Stadium
08/23/87	L(OT)	13-19	H	Sullivan Stadium
08/20/88	W	24-21	A	Veterans Stadium
08/17/95	L	7-31	A	Veterans Stadium
08/18/96	W	37-10	H	Foxboro Stadium
08/21/97	W	28-14	A	Veterans Stadium
08/29/98	W	24-7	H	Foxboro Stadium
08/17/02	W	16-15	H	Gillette Stadium
08/22/03	W	24-12	A	Lincoln Financial Field
08/13/04	W	24-6	H	Gillette Stadium
08/22/08	L	17-27	H	Gillette Stadium
08/13/09	W	27-25	A	Lincoln Financial Field
08/20/12	L	17-27	H	Gillette Stadium
08/09/13	W	31-22	A	Lincoln Financial Field
08/15/14	W	42-35	H	Gillette Stadium
8/16/18	W	37-20	H	Gillette Stadium

PLAYOFFS • NEW ENGLAND 1, PHILADELPHIA 1

DATE	RESULT	SCORE	H/A	STADIUM
*02/06/05	W	24-21	N	Alltel Stadium
**02/04/18	L	33-41	N	US Bank Stadium

*Super Bowl XXXIX
**Super Bowl LII

TALE OF THE TAPE

2020 Regular Season	New England	Philadelphia
Record	7-9	4-11-1
Divisional Standings	3rd	4th
Total Yards Gained	5,236	5,354
Total Offense (Rank)	327.3 (27)	334.6 (24t)
Rush Offense	146.6 (4)	126.7 (9)
Pass Offense	280.6 (30)	207.9 (28)
Points Per Game	20.4 (27)	20.9 (26)
Touchdowns Scored	36	42
Third Down Conversion Pct.	40.9	37.3
Total Yards Allowed	5,660	5,810
Total Defense (Rank)	353.8 (15)	363.1 (19)
Rush Defense	131.4 (26)	125.8 (23)
Pass Defense	222.3 (8)	237.4 (15)
Points Allowed/Game	22.1 (7)	26.1 (20)
Touchdowns Allowed	41	48
Third Down Defense (Pct.)	40.9	37.9
Field Goals Made/Attempted	26/28	14/19
Possession Avg.	28:58	28:58
Sacks Allowed/Yards Lost	37/234	65/401
Sacks Made/Yards	24/165	49/324
Passing TD/INT. (Off.)	12/14	22/20
Passing TD/INT. (DEF)	22/18	27/8
Penalties Against/Yards	62/534	107/853
Punts/Avg.	55/45.6	74/40.6
Turnover Differential	+3 (13t)	-10 (29)



LAST GAME

PATRIOTS VS. WASHINGTON FOOTBALL TEAM

NEW ENGLAND 22, WASHINGTON 13

AUGUST 12, 2021 • GILLETTE STADIUM

	1	2	3	4	Final
Washington Football Team	0	7	0	6	13
New England Patriots	3	3	3	13	22

TEAM NOTES

PATRIOTS PLAY IN FRONT OF FANS FOR FIRST TIME SINCE THE 2019 POSTSEASON

The New England Patriots played in front of a crowd at Gillette Stadium for the first time since the 2019 postseason game vs. the Tennessee Titans on Jan. 4, 2020.

PATRIOTS AND WASHINGTON MEET IN THE PRESEASON FOR THE 23RD TIME

The Patriots and Washington met in the preseason for the 23rd time, tied with Philadelphia for the second-most preseason meetings to the 29 against the New York Giants. The Eagles and the Giants are the Patriots other preseason opponents in 2021.

PATRIOTS HAVE MORE WINS AGAINST WASHINGTON THAN ANY OTHER PRESEASON OPPONENT

The Patriots opened the 2021 preseason with a 22-13 victory over Washington. The Patriots now have 15 victories against Washington in the preseason, the most wins against any other preseason opponent. The Patriots have the second-most preseason wins against Philadelphia with 13 victories. The Patriots will travel to Philadelphia for a preseason game next week.

INDIVIDUAL NOTES

MATT LACOSSE AND DONT'A HIGHTOWER RETURN TO ACTION

TE Matt LaCrosse and LB Dont'a Hightower returned to play after exercising their reserve/opt-out decision last season.

BROWN, LANGI AND VAN NOY MADE RETURN

T Trent Brown, LB Harvey Langi and LB Kye Van Noy made their returns to the Patriots. All three of those players had previous stints with the Patriots before leaving to play for another team. Brown started the game at right tackle and Van Noy started at linebacker.

FIVE OF THE EIGHT 2021 DRAFT SELECTIONS MADE THEIR NFL DEBUTS

Five of the eight draft picks from the 2021 draft class made their NFL debuts. First-round pick QB Mac Jones, third-round pick LB Ronnie Perkins, fourth-round pick RB Rhamondre Stevenson, sixth-round pick Will Sherman and seventh-round pick WR Tre Nixon

NEWTON PLAYED THE FIRST TWO DRIVES FOLLOWED BY JONES AND HOYER

QB Cam Newton started the game and played the first two drives before 2021 first-round draft pick QB Mac Jones entered the game with 55 seconds to play in the first quarter. Newton finished 4-of-7 for 49 yards. Jones first completion was a 7-yard pass to WR Kristian Wilkerson on the last. He also had a streak with 11 straight completions. of the first quarter. Jones played through the third quarter and finished 13-of-19 for 87 yards. Brian Hoyer finished the game and finished

ished 2-of-4 for 14 yards.

ROOKIE K QUINN NORDIN WAS 3-OF-3 IN HIS NFL PRESEASON DEBUT

Rookie free agent K Quinn Nordin connected on all three of his field goal attempts in his NFL preseason debut. He connected on a 35-yard field goal for his first NFL attempt late in the first quarter. He kicked a 50-yard field goal early in the second quarter and a 40-yard field goal in the third quarter. He was 2-of-5 in four games as a senior with Michigan in 2020.

YODNY CAJUSTE SEES FIRST ACTION WITH THE PATRIOTS

2019 third-round draft pick Yodny Cajuste played in his first game as a member of the Patriots after spending the 2019 season on the reserve/non-football injury list and the 2020 season on injured reserve. Cajuste saw action at right tackle.

LINEBACKER BRANDON KING RETURNED TO ACTION

LB Brandon King played in his first game since suffering an injury in the 2019 preseason that forced him to miss the 2019 and 2020 seasons.

SIX PLAYERS ACQUIRED IN THE 2021 OFFSEASON WERE IN THE STARTING LINEUP

The Patriots had six players that were acquired in the 2021 offseason in the starting lineup. Trent Brown (right tackle) and Jonnu Smith (tight end) started on offense, while Davon Godchaux (defensive line), Matt Judon (linebacker), Kyle Van Noy (linebacker) and Jalen Mills (cornerback) started on defense.

JAMES FERENTZ STARTED AT CENTER

James Ferentz started in place of David Andrews at center. Ferentz has made four career starts with the Patriots in the regular season, including three at center. He started at center in two games in 2020 for New England.

CB JOEJUAN WILLIAMS PICK LEADS TO PATRIOTS ONLY TOUCHDOWN

CB Joejuan Williams picked off Washington QB Steven Montez in the fourth quarter and ran 36 yards on the return to the Washington 19-yard line to help set up a 1-yard touchdown run by 2021 fourth-round draft pick RB Rhamondre Stevenson.

STEVENSON HAD A 91-YARD TOUCHDOWN RUN; GOES OVER 100 YARDS AND SCORES 2 TDS

2021 fourth-round draft pick Rhamondre Stevenson had a 91-yard touchdown run with 1:17 to play to seal New England's 22-13 win. The longest run in team history was an 85-yard touchdown run by Larry Garron on Oct. 22, 1961 vs. Buffalo. Stevenson finished the night with 10 carries for 127 yards with two rushing touchdowns and a 12.7-yard average. He also scored on a 1-yard touchdown run early in the fourth quarter. The 91-yard run is the longest in the team's preseason history. The previous long was an 86-yard touchdown run by QB Danny Etling at the New York Giants on August 30, 2018.



INDIVIDUAL AND TEAM NOTES



ROBERT KRAFT

CHAIRMAN & CEO

6 10

SUPER BOWL
WINS

CONFERENCE
TITLES

THE MOST BY ANY SINGLE OWNER IN
PRO FOOTBALL HISTORY

**FASTEST OWNER IN NFL
HISTORY TO REACH**

300 WINS

23-YEAR

SEASON TICKET HOLDER
BEFORE BUYING THE TEAM IN 1994



Under Kraft's leadership since he purchased the team in 1994, the Patriots have experienced one of the most dramatic turnarounds in the history of sports.

Kraft has led the two most dominant decades in NFL history in terms of overall wins – 141 (2010-19) and 126 (2000-09).

Kraft is the most successful owner since he purchased the team in 1994 in terms of wins (331), division titles (19), winning percentage (.690), playoff wins (33) and playoff seasons (21).



Since Robert Kraft purchased the team in 1994, the Patriots have experienced one of the most dramatic turnarounds in the history of sports. In his 27 seasons of ownership, he has transformed one of the league's least successful clubs into what many observers view as a model NFL franchise. In the five seasons immediately preceding his purchase (1989-93), the Patriots were a moribund team, winning just 19 of 80 games (.238 pct.), the worst record in the NFL over that span. When he bought the franchise on Jan. 21, 1994, Kraft announced his intention to bring a championship to New England, a tall order considering the team's previous success rate. But under Kraft's leadership, the Patriots have won more division titles (19), conference crowns (10) and Super Bowl championships (6) than any other NFL team. Additionally, the Patriots have achieved the most winning seasons (23) and are tied with Pittsburgh for the fewest losing seasons (3) since Kraft assumed ownership beginning in 1994. Super Bowl LIII was the 10th Super Bowl appearance since Kraft purchased the team, a period during which no other team has appeared in more than four Super Bowls. In Kraft's 27 seasons, the Patriots have qualified for the playoffs 21 times, more than doubling the franchise's accomplishments during its first 34 seasons, and finished with a winning record 23 times.



SINCE ROBERT KRAFT PURCHASED THE TEAM IN 1994

TOTAL VICTORIES SINCE 1994 (REGULAR SEASON)

New England Patriots.....	298
Green Bay Packers	275
Pittsburgh Steelers.....	274

TOTAL VICTORIES SINCE 1994 (INCL. POSTSEASON)

New England Patriots.....	331
Green Bay Packers	297
Pittsburgh Steelers.....	294
Indianapolis Colts.....	268

MOST HOME VICTORIES SINCE 1994 (INCL. POSTSEASON)

New England Patriots.....	189
Green Bay Packers	176
Pittsburgh Steelers.....	167
Denver Broncos	153

WINNING PERCENTAGE SINCE 1994 (INCL. POSTSEASON)

TEAM	W	L	T	Pct.
New England Patriots	331	149	0	.690
Pittsburgh Steelers	294	171	2	.632
Green Bay Packers	297	173	2	.631
Indianapolis Colts	268	196	0	.578

PLAYOFF WINNING PERCENTAGE SINCE 1994

TEAM	W	L	T	Pct.
New England Patriots	33	15	0	.688
Denver Broncos	14	9	0	.609
Tampa Bay Buccaneers	9	6	0	.600
Baltimore Ravens	16	11	0	.593
New York Giants	10	7	0	.588

SUPER BOWL CHAMPIONSHIPS SINCE 1994

New England Patriots.....	6
Denver Broncos.....	3
Baltimore Ravens	2
Green Bay Packers	2
Pittsburgh Steelers.....	2
N.Y. Giants	2
Tampa Bay Buccaneers	2

CONFERENCE CHAMPIONSHIPS SINCE 1994

New England Patriots.....	10
Pittsburgh Steelers.....	4
Denver Broncos.....	4
Los Angeles Rams.....	3
Green Bay Packers	3
N.Y. Giants	3
San Francisco 49ers.....	3
Seattle Seahawks.....	3

DIVISION CHAMPIONSHIPS SINCE 1994

New England Patriots.....	19
Green Bay Packers	14
Pittsburgh Steelers.....	14
Indianapolis Colts.....	10

PLAYOFF VICTORIES SINCE 1994

New England Patriots.....	33
Green Bay Packers	22
Pittsburgh Steelers.....	20
Baltimore Ravens	16

PLAYOFF VICTORIES ALL TIME

Rooney Family, Pittsburgh (1933-present)	36
Green Bay Packers (1919-present).....	36
Robert Kraft, New England Patriots (1994-present).....	33

PLAYOFF GAMES PLAYED SINCE 1994

New England Patriots.....	48
Green Bay Packers	39
Pittsburgh Steelers.....	35
Indianapolis Colts.....	32

PLAYOFF SEASONS SINCE 1994

New England Patriots.....	21
Green Bay Packers	20
Indianapolis Colts.....	18
Pittsburgh Steelers.....	17

DYNASTY VS. DYNASTY

Of all the great teams throughout the Super Bowl era, the New England Patriots and the San Francisco 49ers have set a standard of extended excellence above all of the others.

49ERS (1981-98)

PATRIOTS (2001-2019)

5	Super Bowl Appearances	9
5	Super Bowl Titles.....	6
10 in 18 years	Conference Title Games	13 in 19 years
22-11 (.667)	Playoff Record	30-11 (.732)
13	Division Titles	17
16	Playoff Seasons	17
207-72-1 (.741)	Regular Season Record	232-72 (.763)
108	Pro Bowl Selections	94
21 in 18 years	Home Playoff Games	24 in 19 years
13 in 18 years	First-Round Byes	13 in 19 years
4 in 18 years.....	Playoff One-and-Dones	3 in 19 years
122 (1990-99).....	Most Wins in a Decade.....	141 (2010-19)

	Pre-Kraft 1960-93	Pre-Kraft 1989-93	Kraft Era 1994-20
Overall Record	225-276-9	19-61	331-149
Winning Pct.	.450	.238	.690
Super Bowl Titles	0	0	6
Conference Titles	1	0	10
Division Titles	3	0	19
Playoff Seasons	6	0	21
Playoff Record	4-6	--	33-15
Home Playoff Games	1	0	27
Home Playoff Record	0-1	--	23-4

WHAT TO LOOK FOR IN 2021

Robert Kraft has 33 career postseason wins as an owner, third most in NFL history behind the Rooney Family in Pittsburgh (36) and the Green Bay Packers (36). Kraft needs three postseason wins in 2021 to match the Rooney family and the Green Bay Packers for the most postseason wins in NFL history.





ROBERT KRAFT

CHAIRMAN & CEO

TEN CONFERENCE TITLES

The 2018 AFC Championship marked the 10th conference championship for Robert Kraft as Patriots owner. His 10 conference crowns are more than any other owner in the Super Bowl Era (since 1966).

MOST CONFERENCE CHAMPIONSHIPS BY AN OWNER IN SUPER BOWL ERA

Owner	TEAM	#	SEASONS	SUPER BOWL APPEARANCES
Robert Kraft	New England	10	1996, 2001, 2003, 2004, 2007 2011, 2014, 2016, 2017, 2018	XXXI, XXXVI, XXXVIII, XXXIX, XLII, XLVI, XLIX, LI, LII, LIII
Pat Bowlen	Denver	7	1986, 1987, 1989, 1997, 1998, 2013, 2015	XXI, XXII, XXIV, XXXII, XXXIII, XLVIII, 50
Jack Kent Cooke	Washington	5	1972, 1982, 1983, 1987, 1991	VII, XVII, XVIII, XXII, XXVI
Al Davis	Oakland/L.A. Raiders	5	1967, 1976, 1980, 1983, 2002	II, XI, XV, XVIII, XXXVII
Eddie DeBartolo	San Francisco	5	1981, 1984, 1988, 1989, 1994	XVI, XIX, XXIII, XXIV, XXIX
Clint Murchison	Dallas	5	1970, 1971, 1975, 1977, 1978	V, VI, X, XII, XIII
Packers Stockholders	Green Bay	5	1966, 1967, 1996, 1997, 2010	I, II, XXXI, XXXII, XLV
Joe Robbie	Miami	5	1971, 1972, 1973, 1982, 1984	VI, VII, VIII, XVII, XIX

A WINNING TRADITION I

Robert Kraft won his 300th game overall as owner of the New England Patriots against Miami on Sept. 30, 2018. Kraft reached the milestone in his 25th NFL season and in his 432nd game, the fastest an owner has reached the milestone. Al Davis of Oakland/Los Angeles accomplished the feat in 495 games (31 seasons) while Pat Bowlen of Denver reached 300 career wins in 501 games (30 seasons).

A WINNING TRADITION II

Kraft's winning percentage with the Patriots (.690) since taking over the team in 1994 is the highest among all owners/ownership groups with at least 200 wins (regular and postseason) with one team. He is one of just four owners with at least 200 wins and a winning percentage over .600.

Owner	Team	Years	Winning Pct.
Robert Kraft	Patriots	1994-present	.690
Eddie DeBartolo, Jr.	49ers	1977-1999	.636
Clint Murchison, Jr.	Cowboys	1960-1983	.634
Joe Robbie	Dolphins	1966-1989	.609
Pat Bowlen	Broncos	1984-2018	.596

ALL-TIME POSTSEASON WINS

Robert Kraft has 33 career postseason wins, which are the third-most in NFL history.

OWNERSHIP	YEARS	WINS
The Rooney Family, Pittsburgh (1933-present)	88	36
Green Bay Packers (1919-present)	102	36
Robert Kraft, New England (1994-present)	27	33
The Mara Family, N.Y. Giants (1925-present)	96	24
Eddie DeBartolo, Jr., San Francisco (1977-1999)	23	22
Al Davis, Oakland/Los Angeles (1972-2011)	40	21
Pat Bowlen, Denver (1984-2018)	35	21

KRAFT PASSES OTHER OWNERS

The Patriots have 331 wins overall under Robert Kraft. He has produced more victories than every other Patriots owner combined. Under Kraft, the Patriots are 331-149 overall since he purchased the team in 1994. Kraft's predecessors in the owner's office went 225-276-9 in the 34 years prior to his purchase of the team.

CONTINUITY BREEDS SUCCESS

New England is the first team in NFL history to win six Super Bowls with the same owner (Robert Kraft), head coach (Bill Belichick) and quarterback (Tom Brady).

PATRIOTS IN THE PLAYOFFS

The Patriots have qualified for the playoffs 27 times in their 61-year history. Twenty-one of those playoff berths have come in the 27 seasons since Robert Kraft purchased the team in 1994, a dramatic contrast to the six total playoff berths the team earned in its first 34 years of existence. The Patriots have won 22 division crowns, including 17 in the last 20 seasons and 19 of which have come since Robert Kraft's purchase in 1994.

PATRIOTS PLAYOFF SEASONS (27)

Year	How Qualified	Seed	Rec.	Result
2019	Division Champions	3	0-1	Wild Card Round
2018	Division Champions	2	3-0	Super Bowl Champions
2017	Division Champions	1	2-1	AFC Champions
2016	Division Champions	1	3-0	Super Bowl Champions
2015	Division Champions	2	1-1	AFC Championship Game
2014	Division Champions	1	3-0	Super Bowl Champions
2013	Division Champions	2	1-1	AFC Championship Game
2012	Division Champions	2	1-1	AFC Championship Game
2011	Division Champions	1	2-1	AFC Champions
2010	Division Champions	1	0-1	AFC Divisional Round
2009	Division Champions	3	0-1	Wild Card Round
2007	Division Champions	1	2-1	AFC Champions
2006	Division Champions	4	2-1	AFC Championship Game
2005	Division Champions	4	1-1	AFC Divisional Round
2004	Division Champions	2	3-0	Super Bowl Champions
2003	Division Champions	1	3-0	Super Bowl Champions
2001	Division Champions	2	3-0	Super Bowl Champions
1998	Wild Card	6	0-1	Wild Card Round
1997	Division Champions	3	1-1	AFC Divisional Round
1996	Division Champions	2	2-1	AFC Champions
1994	Wild Card	5	0-1	Wild Card Round
1986	Division Champions	3	0-1	AFC Divisional Round
1985	Wild Card	5	3-1	AFC Champions
1982*	16-Team Format	7	0-1	First Round
1978	Division Champions	2	0-1	AFC Divisional Round
1976	Wild Card	4	0-1	AFC Divisional Round
1963	Division Champions	--	1-1	AFL Championship Game

*Strike Year | Bold indicates Kraft era

37-21 Record

A MODEL OF CONSISTENCY

Since Kraft took ownership of the team in 1994, the Patriots have had just three head coaches - Bill Parcells (1994-96), Pete Carroll (1997-99) and current head coach Bill Belichick (2000-present). The only team with fewer head coaches since 1994 is the Pittsburgh Steelers, who have had two: Bill Cowher (1992-2006) and Mike Tomlin (2007-present).

FEWEST HEAD COACHES SINCE 1994

AFC EAST HEAD COACHES SINCE 1994

Pittsburgh.....	2	New England.....	3
New England.....	3	N.Y. Jets.....	10
Baltimore Ravens*.....	3	Buffalo.....	10
NFL average.....	7.3	Miami.....	12

*Since 1996



PATRIOTS POINTS OF INTEREST IN 2021

PATRIOTS

- The New England Patriots enter 2021 tied with the Pittsburgh Steelers for the most Super Bowl wins in the NFL with six.
- The Patriots have played in 11 Super Bowls, the most by any team in NFL history.
- The Patriots are third in NFL history with 15 Conference Championship Game appearances, one behind the 16 by Pittsburgh and San Francisco.
- The New England Patriots enter the 2021 season with 37 postseason victories, the most in NFL history. Pittsburgh is second with 36 playoff wins all-time.
- The New England Patriots earned seven No. 1 seeds, behind Denver (8) and San Francisco (9) since playoff seeding began in 1975.
- The Patriots earned a first-round playoff bye an NFL-best 14 times since the current playoff format was instituted in 1990. Pittsburgh and San Francisco are second with nine byes since 1990. New England is the only team in NFL history with nine straight first-round byes (2010-18).
- The Patriots have played in 58 postseason games, fourth-most in NFL history behind Dallas (63), Pittsburgh (62) and Green Bay (60).
- The Patriots need to play in two more postseason games in 2021 to become the fourth NFL team to play in 60 postseason games.
- The Patriots are second with 13 seasons of 12 wins since 1970, behind San Francisco's 14 seasons with 12 victories.



- New England has won 13 games in a single season seven times in franchise history. Only San Francisco has more 13-win seasons with 10.
- The New England Patriots have won 14 or more games in a season five times, most in NFL history. San Francisco is second with four 14-win seasons.
- New England has 27 undefeated months since 2000, most in the NFL over that span. Indianapolis is second with 17 undefeated months during that time.
- The Patriots enter the 2021 season with 34 winning seasons since 1970, second all-time behind Pittsburgh's 37.
- The Patriots enter the 2021 season with 556 total victories, the third-most wins since 1960, behind the 568 wins by Pittsburgh and the 561 wins by Dallas.
- New England will begin the 2021 season with 990 games played in franchise history (regular season and playoffs combined) and will play game No. 1,000 in Week 10.
- With rookie free agent RB J.J. Taylor making the 53-man roster in 2020, the Patriots have now had a rookie free agent make the opening day roster for the 17 straight seasons, the third-longest streak in the NFL. The L.A. Chargers have had a rookie free agent make their opening day roster for 24 straight seasons and Indianapolis has had a rookie free agent make their opening day roster for 22 straight seasons.
- The Patriots have finished in the top 10 for fewest points allowed in each of the last nine seasons (2012-2020) and need to accomplish the feat in 2021 to tie Tampa Bay, who became the last team to reach 10 straight seasons (1996-2005) for the fewest points allowed.



PATRIOTS 2020 TEAM & INDIVIDUAL RANKINGS

TEAM

CATEGORY	#	LEAGUE/YEAR	RANK
Penalties (Ranked least to most)	62	NFL in 2020	1st
Penalties (Ranked least to most)	62	Team History	2nd
Penalties (Ranked least to most)	62	NFL History	T-6th

TEAM OFFENSE

CATEGORY	#	LEAGUE/YEAR	RANK
Rushing First Downs	143	NFL in 2020	2nd
Rushing First Downs	136	Team History	5th
Rushing Yards	2,346	NFL in 2020	4th
Rushing Yards	2,346	Team History	4th
Rushing Yards Per Game	146.6	NFL in 2020	4th
Rushing Yards Per Game	146.6	Team History	7th
Rushing Touchdowns	20	NFL in 2020	T-6th
Rushing Touchdowns	20	Team History	T-7th
Rushing Average	4.67	NFL in 2020	8th
Rushing Average	4.67	Team History	4th
10+ Yard Rushes	62	NFL in 2020	7th
Completion Percentage	64.3	Team History	9th

TEAM DEFENSE

CATEGORY	#	LEAGUE/YEAR	RANK
Interceptions	18	NFL in 2020	T-1st

SPECIAL TEAMS

CATEGORY	#	LEAGUE/YEAR	RANK
Punt Return Yards Allowed	71	NFL in 2020	2nd
Punt Return Yards Allowed	71	Team History	1st
Opponent Punt Returns	12	NFL in 2020	1st
Opponent Punt Returns	12	Team History	2nd

P JAKE BAILEY

CATEGORY	#	LEAGUE/YEAR	RANK
Net Punt Average	45.6	NFL in 2020	1st
Net Punt Average	45.6	Team History	1st
Net Punt Average	45.6	NFL History	2nd
Gross Punting Average	48.7	Team History	1st
Gross Punting Average	48.7	NFL in 2020	4th
Punts Inside Opponent 20	31	NFL in 2020	2nd
Punts Inside Opponent 20	31	Team History	T-2nd

DB JUSTIN BETHEL

CATEGORY	#	LEAGUE/YEAR	RANK
Special Teams Tackles	14	NFL in 2020	T-3rd

K NICK FOLK

CATEGORY	#	LEAGUE/YEAR	RANK
Consecutive FG Made	26	Team History	2nd

RB DAMIEN HARRIS

CATEGORY	#	LEAGUE/YEAR	RANK
Rushing Average (100 att)	5.04	NFL in 2020	9th
Rushing Average (100 att)	5.04	Team History	4th

CB J.C. JACKSON

CATEGORY	#	LEAGUE/YEAR	RANK
Interceptions	9	NFL in 2020	2nd
Interceptions	9	Team History	T-3th
Total Takeaways	11	NFL in 2020	1st

QB CAM NEWTON

CATEGORY	#	LEAGUE/YEAR	RANK
Rushing Touchdowns	12	QBs in 2020	1st
Rushing Touchdowns	12	QBs in Team History	T-1st
Rushing Yards	592	QBs in 2020	3rd
Rushing Yards	592	QBs in Team History	1st

WR/PR GUNNER OLSZEWSKI

CATEGORY	#	LEAGUE/YEAR	RANK
Punt Return Average	17.3	NFL in 2020	1st
Punt Return Average	17.3	Team History	1st
Punt Return Average	17.3	NFL History	2nd
Punt Return Yards	346	NFL in 2020	1st


RB JAMES WHITE

CATEGORY	#	LEAGUE/YEAR	RANK
Receptions	49	Running Backs in 2020	T-9th
Receiving Yards	375	Running Backs in 2020	8th



PATRIOTS PRO BOWL & ALL-PRO SELECTIONS

THREE PATRIOTS SELECTED TO NFL PRO BOWL ; THREE NAMED TO THE AP ALL-PRO TEAM



JAKE BAILEY
1ST PRO BOWL SELECTION
1ST ALL-PRO SELECTION



STEPHON GILMORE
4TH PRO BOWL SELECTION



GUNNER OLSZEWSKI
1ST ALL-PRO SELECTION



MIKE ONWENU
PFWA ALL-ROOKIE TEAM



MATTHEW SLATER
9TH PRO BOWL SELECTION
4TH ALL-PRO SELECTION



Punter Jake Bailey, cornerback Stephon Gilmore and special teams captain Matthew Slater were selected to represent the New England Patriots in the 2021 NFL Pro Bowl. Due to COVID-19, the 2021 NFL Pro Bowl was held as a week-long virtual event instead of a football game between conference all-stars.

Bailey and WR Gunner Olszewski were named to the Associated Press (AP) All-Pro First Team. They also earned All-NFL Team honors from *Pro Football Weekly* and were named to the All-AFC Team by the Pro Football Writers Association (PFWA). Slater earned AP All-Pro Second Team honors. Olszewski was selected as a punt returner. Additionally, offensive lineman Mike Onwenu earned a spot at guard on PFWA's All-Rookie Team.

Bailey earned his first career Pro Bowl invitation. He led the NFL with a net average of 45.6 yards per punt and finished fourth in the NFL with a 48.7 gross punt average. His net and gross punt averages both set new single-season franchise records. Bailey also led the AFC and finished second in the NFL with 31 punts downed inside the opponent 20-yard line. Bailey's punting in 2020 allowed the fewest punt return yards in team history with 71 return yards, second in the NFL behind the 46 yards allowed by New Orleans. Bailey also handled kickoff duties and is the primary holder on extra points and field-goal attempts. He is the second punter in franchise history to earn Pro Bowl honors, joining Rich Camarillo, who was voted to the Pro Bowl in 1983.

Bailey became the first punter in Patriots history to garner AP All-Pro First Team honors and second Patriots punter to earn All-Pro accolades. Rich Camarillo was named to the AP All-Pro Second Team in 1983.

Gilmore earned his fourth career Pro Bowl and his third consecutive with the Patriots. The nine-year veteran started all 11 games he played at cornerback in 2020 and totaled 37 tackles, one interception, three passes defended and one forced fumble. In 2019, Gilmore earned the Associated Press NFL Defensive Player of the Year honors. He led the NFL with 20 passes defended and tied for the league with six interceptions.

Olszewski was named to the AP All-Pro First Team for the first time in his career. Olszewski finished first in the NFL with a 17.3-yard punt return average (20 returns for 346 yards and one touchdown). It is also the highest return average in Patriots history and the second-highest in the NFL since 1970. Julian Edelman had the highest average in a season at 15.5 in 2012. Olszewski is the fourth Patriots player to lead the league in punt return average. Danny Amendola led the NFL with a 12.0-yard average in 2015, Troy Brown led in 2001 with a 14.2-yard average and Irving Fryar tied for the NFL lead with a 14.1-yard average in 1985.

Onwenu started all 16 games at four different positions - 10 at right tackle, three at right guard, two as tackle-eligible tight end and one at left guard. The sixth-round draft pick out of Michigan played over 90 percent of the offensive snaps on the season and showed his versatility once injuries to other players forced him to change positions throughout the season.

Slater was named to his ninth career Pro Bowl as a special teams player, extending his record for most special teams Pro Bowl honors in NFL history. Steve Tasker is second with seven. Slater is tied with John Hannah for the second-most Pro Bowl selections in franchise history, behind the 14 by Tom Brady. The former fifth-round draft pick out of UCLA earned a roster position with the Patriots as a rookie in 2008 with his contributions on special teams. Entering the 2011 season, teammates elected him as their special teams captain. That year, he was also selected to his first Pro Bowl. Since then, he has earned special teams captain honors to start each season and been voted to the Pro Bowl at season's end every year except 2018. Slater has led the Patriots in special teams tackles for seven of his 12 seasons and had seven special teams tackles in 2020.

Slater also earned AP All-Pro Second-Team honors as a special teamer for the second time in his career (2017). He also garnered First-Team accolades in 2016 and 2019, making 2020 his fourth career appearance as an All-Pro.

2021 TEAM NOTES

FIVE PATRIOTS BEGAN THEIR COLLEGE CAREERS PLAYING A DIFFERENT POSITION:

JAKOB JOHNSON – Moved from a college linebacker and tight end at Tennessee to an NFL fullback.

BRANDON KING – Moved from safety and defensive end at Auburn to a linebacker while.

JAKOBI MEYERS – Moved from a quarterback during his first year at North Carolina State to a wide receiver.

GUNNER OLSZEWSKI – Moved from a defensive back at Bemidji State to an NFL wide receiver and kick/punt returner.

MIKE ONWENU – Onwenu began his collegiate career at Michigan as a defensive lineman before switching to offensive line following his freshman season.

RONNIE PERKINS – Perkins moved from a defensive lineman at Oklahoma to an NFL linebacker.

GONE AND BACK

22 players have had two stints with New England since 2000 (on the active roster with the Patriots for at least one game in each stint; on the active roster with another team for at least one game in between). That is tied with the Saints and Buccaneers for the third-most in that category to the Seahawks (26) and the Steelers (24). In 2021, the Patriots have four such players returning for a second stint: Trent Brown, Ted Karras, Harvey Langi and Kyle Van Noy.

PLAYERS WITH MULTIPLE STINTS IN NEW ENGLAND

Player	Years
Tully Banta-Cain.....	2003-06, 2009-10
Caleb Benenoch.....	2019, 2020
Martellus Bennett.....	2016, 2017
LeGarrett Blount.....	2013, 2014-16
Brandon Bolden.....	2012-17, 2019-21
Deion Branch.....	2002-05, 2010-12
Chad Brown.....	2005, 2007
Trent Brown.....	2018, 2021
Andre Carter.....	2011, 2013
Patrick Chung.....	2009-12, 2014-19
Thomas Clayton.....	2010, 2010
Michael Cloud.....	2003, 2005
Jamie Collins.....	2013-16, 2019
Jonathan Freeny.....	2015-16, 2017
Brian Hoyer.....	2009-11, 2017-18, 2020-21
Ted Karras.....	2016-19, 2021
Harvey Langi.....	2017, 2021
Steve Maneri.....	2010, 2014
Jordan Richards.....	2015-17, 2019
Mike Rivera.....	2012, 2012
Guss Scott.....	2005, 2006
Donté Stallworth.....	2007, 2012
Maugaula Tuitele.....	2000-01, 2002
Kyle Van Noy.....	2016-19, 2021
Ken Walter.....	2001-03, 2006
Ben Watson.....	2004-09, 2019



Patriots QB Jarrett Stidham and RB Damien Harris were youth football teammates for one season and went undefeated in the Madison County (KY) Youth Football League in 2003. Stidham moved to Texas but the duo stayed in touch over the years and even competed against one another in college before both were drafted by the Patriots in 2019.

COLLEGE TEAMMATES REUNITING

The Patriots drafted two players from Alabama (QB Mac Jones and DL Christian Barmore) with their first two picks and drafted two players from Oklahoma with their next two picks (LB Ronnie Perkins and RB Rhamondre Stevenson) in the 2021 NFL Draft. It is the first time in team history that the Patriots drafted two players from the same school followed by two players from the same school in a single draft. Since 1970, the only other team to have two picks from one school followed by their next two picks from one school was the 1992 Los Angeles Rams who drafted DE Sean Gilbert (Pittsburgh) in the first round followed by DB Steve Israel (Pittsburgh) in the second round and then used two third-round picks for DL Marc Boutte (LSU) and WR Todd Kinchen (LSU).





PATRIOTS TEAM NOTES

2020 TEAM NOTES

OFFENSE

PUT A RUSH ON THAT

The Patriots finished fourth in the NFL with 2,346 rushing yards in 2020, the fourth-highest single-season rushing total in team history.

MOST RUSHING YARDS IN A SEASON IN PATRIOTS HISTORY

Season	Attempts	Yards	Average/Gm
1978	671	3,165	197.8
1976	591	2,948	184.3
1983	538	2,605	162.8
2020	502	2,346	146.6
1985	565	2,331	145.7
1977	603	2,303	164.5

The Patriots finished the season with 4.67 yards per rushing attempt in 2020, the fourth-highest average in team history.

HIGHEST RUSHING AVERAGE IN A SEASON IN PATRIOTS HISTORY

Season	Attempts	Yards	Average/Rush
1976	591	2,948	4.99
1983	538	2,605	4.84
1978	671	3,165	4.72
2020	502	2,346	4.67
1962	432	1,970	4.56

The Patriots scored 20 rushing touchdowns in 2020, tied for seventh-most in a single season in team history and tied for sixth in the NFL in 2020.

MOST RUSHING TDS IN A SEASON IN PATRIOTS HISTORY

Season	Rush TDs
1978	30
2012	25
1976	24
1981	23
2008	21
1974	21
2020	20
2006	20

THE PATRIOTS OFFENSE
HAS ECLIPSED
**200 YARDS
RUSHING
IN A SINGLE GAME
16 TIMES
UNDER BILL BELICHICK**



- The Patriots rushed for 217 yards in Week 1 vs. Miami in 2020 and for 250 yards in Week 3 vs. Las Vegas. The Patriots have also rushed for 200 yards twice in a single season under Belichick in 2004, '08, '10, '12, '14 and '18.
- The Patriots 6.59 yards per carry average vs. Las Vegas in Week 3 was their highest since 7.06 vs. Green Bay on Dec. 19, 2010. It marked the 11th time under Bill Belichick that the Patriots have averaged at least six yards per carry in a single game.

PENALTY-FREE FOOTBALL

The Patriots committed an NFL-low 62 penalties in 2020, tied for sixth-fewest in a 16-game season.

FEWEST PENALTIES IN A 16-GAME SEASON

Season	Team	Penalties
2012	Atlanta Falcons	55
2008	New England Patriots	57
2010	Atlanta Falcons	58
2007	Seattle Seahawks	59
1992	New Orleans Saints	60
2020	New England Patriots	62
2001	New York Jets	62
1991	Miami Dolphins	62

DEFENSE

- The Patriots defense scored two touchdowns in 2020. S Devin McCourty returned an interception 43 yards for a score in Week 2 at Seattle and DL Deatrich Wise Jr. recovered a strip-sack fumble in the end zone for his first career TD in the Week 3 win vs. Las Vegas.
- The Patriots have scored 11 non-offensive touchdowns since the start of the 2019 season, most in the NFL during that span. In 2019, the Patriots had seven non-offensive touchdowns - two fumbles, two blocked punts, and three interceptions for touchdowns. The Patriots record for most non-offensive touchdowns in a single season is nine in 1961 and 2010.

PICKING OFF THE COMPETITION

The 2020 Patriots defense tied for the NFL lead with Miami, New Orleans, and Pittsburgh with 18 interceptions. The 2019 Patriots defense led the NFL with 25 interceptions; the team record of 31 interceptions was set in 1964.

LIMITING OFFENSES

The 2020 New England Patriots finished 7th in the NFL for fewest points allowed with 22.1 points allowed per game. The Patriots have finished in top 10 in fewest points allowed in each of the last nine seasons, which is the longest current streak. The last team to do that in nine or more consecutive seasons is Tampa Bay (10 straight from 1996 to 2005).

A SHUTDOWN SHUTOUT

The Patriots earned their 29th shutout in franchise history and 12th under Bill Belichick in the 45-0 victory over the L.A. Chargers (12/6/20). New England has scored three 30-plus point road shutout wins over the last two seasons: a 43-0 win at Miami (9/15/19), a 33-0 win at N.Y. Jets (10/21/19) and the 45-0 victory over the Chargers in Week 13.

SPECIAL TEAMS

BAILEY REALLY BOOTED IT IN 2020

Jake Bailey's punting in 2020 allowed a total of 71 punt return yards on 12 returns. It marked the fewest punt return yards allowed by the Patriots in team history and the sixth-fewest punt return yards allowed in a season in NFL history. The 12 punt returns allowed were second in NFL and team history, behind the 11 by New England in 2008.



PATRIOTS TEAM NOTES

FEWEST PR YARDS ALLOWED IN A 16-GAME SEASON

Season	Team	PR Yards Allowed
2020	New Orleans	46
2008	Atlanta	49
1991	Buffalo	53
1997	Atlanta	55
2018	New Orleans	60
2020	New England	71

FEWEST PR YARDS ALLOWED IN TEAM HISTORY

Season	PR Yards Allowed
2020.....	71
2007.....	75
2017.....	105
2001.....	124
2016.....	134
1973.....	152

FEWEST PUNT RETURNS ALLOWED IN A 16-GAME SEASON

Season	Team	Punt Returns Allowed
2008	New England	11
2020	New England	12
2018	New Orleans	12
2018	L.A. Rams	12
2007	New England	14

A SPECIAL NIGHT FOR SCORING

The Patriots scored two touchdowns on special teams at the L.A. Chargers on Dec. 6, 2020. WR Gunner Olszewski scored on a 70-yard punt return and DB Cody Davis blocked a field goal that was returned 44 yards for a touchdown by DB Devin McCourty. It marked the third game under Bill Belichick and fifth time since the 1970 AFL-NFL merger that the Patriots have scored twice in a single game on special teams. Both special teams scores occurred in the second quarter, the second time in team history that has occurred. New England also scored multiple special teams touchdowns in a single quarter at Baltimore on Nov. 23, 1980 (4th Quarter).

MULTIPLE ST SCORES IN A GAME UNDER BELICHICK

The Patriots also scored two special teams touchdowns at Chicago (10/21/18) with a 95-yard kickoff return by WR Cordarrelle Patterson and a 29-yard return of a blocked punt by LB Kyle Van Noy.

On Oct. 4, 2010, at Miami, WR Brandon Tate returned a kickoff 103 yards for a score and CB Kyle Arrington returned a blocked field goal 35 yards for a touchdown.

A RARE OCCURRENCE

In the Week 13 win over the L.A. Chargers (12/6/20), the Patriots became the sixth team in NFL history with both a punt returned for a touchdown and a blocked field goal returned for a touchdown in the same game. It was the first such occasion since Baltimore achieved the feat in Week 12 of the 2015 season.

ARCHIVED TEAM NOTES

TWO DECADES OF DOMINANCE

The Patriots finished the 2010s with 125 regular season and 16 postseason wins (141 total), the most ever in a single decade.

TEAMS OF THE DECADES

Team	Years	Reg. Season	Postseason	Total
New England	2010-19	125-35 (.781)	16-7 (.696)	141-42 (.770)
New England	2000-09	112-48 (.700)	14-4 (.778)	126-52 (.708)
Indianapolis	2000-09	115-45 (.719)	9-8 (.529)	124-53 (.701)
San Francisco	1990-99	113-47 (.706)	9-7 (.563)	122-54 (.693)

TRIUMPH IN THE 2000S

The Patriots record of 274-103 (.727) since Bill Belichick became head coach in 2000 is the best in the NFL over that span.

BEST RECORDS SINCE 2000 (INCLUDING POSTSEASON)

Team	W	L	T	Pct.
New England	274	103	0	.727
Pittsburgh	232	128	2	.644
Green Bay	224	138	2	.618
Indianapolis	221	142	0	.609
Baltimore	217	146	0	.598

AFC EAST SUPREMACY

The New England Patriots own a 94-28 (.770) record in regular season AFC East games since the beginning of the 2001 season, compiling the best intra-division record of any team in the NFL.

NFL'S TOP DIVISIONAL RECORDS SINCE 2001

Team	W	L	T	Pct.
New England	94	28	0	.770
Pittsburgh	86	37	1	.698
Green Bay	83	37	2	.688
Indianapolis	83	39	0	.680

AFC EAST DIVISIONAL RECORDS SINCE 2001

Team	W	L	T	Pct.	Div. Titles	Years
New England	94	28	0	.770	17	2001, 03-07, 09-19
Miami	52	70	0	.426	1	2008
N.Y. Jets	50	72	0	.410	1	2002
Buffalo	49	73	0	.402	1	2020

The New England Patriots have won 16 division titles and have 16 playoff berths since realignment in 2002, most in the NFL.

MOST DIVISION TITLES SINCE 2002 REALIGNMENT

Team	Division Titles	Playoff Berths
New England.....	16	16
Green Bay.....	11	14
Indianapolis.....	9	14
Seattle.....	9	14
Pittsburgh.....	9	12
Philadelphia.....	8	11



PATRIOTS TEAM NOTES

MOST DIVISION TITLES IN A DECADE

The New England Patriots won 10 division titles in the 2010s, the most ever by a team in a single decade. The Patriots also won 11 straight division crowns overall from 2009-19, an NFL record.

MOST DIVISION TITLES IN A DECADE

Team	Decade	Division Titles
New England	2010-19	10
Minnesota	1970-79	8
New England	2000-09	7
San Francisco	1980-89	7
Dallas	1970-79	7
L.A. Rams	1970-79	7
Pittsburgh	1970-79	7
Cleveland	1950-58	7

ALL-TIME WINNING SEASONS

The Patriots have 34 seasons since the 1970 merger in which the team has finished above .500, second only to the Pittsburgh Steelers (37). New England also had 19 consecutive winning seasons from 2001-19, the second longest streak in NFL history.

MOST WINNING SEASONS SINCE THE 1970 MERGER

Team	Seasons
Pittsburgh	37
New England	34
Dallas	33
Minnesota	31
Miami	31
Denver	29

MOST WINNING SEASONS SINCE 2001

Team	Seasons
New England	19
Pittsburgh	15
Green Bay	15
Seattle	15
Baltimore	14
Indianapolis	14
Philadelphia	13

MOST CONSECUTIVE SEASONS AT .500

MOST CONSECUTIVE SEASONS WITH A .500 RECORD OR BETTER

Team	Seasons	Consecutive Seasons
Dallas	1965-85	21
New England	2001-19	19
Cleveland	1957-73	17

17 STRAIGHT 10-WIN SEASONS

New England reached at least 10 regular season wins for 17 consecutive seasons (2003-19), most in the NFL since the 1970 merger.

MOST CONSECUTIVE 10-WIN SEASONS

Team	Years	Consec. Seasons w/10+ Wins
New England	2003-19	17
San Francisco	1983-18	16
Indianapolis	2002-10	9
Dallas	1975-81	7

TEN STRAIGHT 11-WIN SEASONS

The Patriots won 11 games 21 times in team history, including an NFL record 10 consecutive seasons from 2010-19. The Patriots have had 11 or more wins 16 times in Robert Kraft's 27 seasons of ownership after having only four 11-win seasons prior to Kraft purchasing the team (1976, '78, '85 & '86).

MOST 11-WIN SEASONS SINCE 1970 MERGER

Team	11+ Win Seasons
New England	21
Pittsburgh	18
Dallas	17
San Francisco	16
Denver	15

MOST CONSECUTIVE 11-WIN SEASONS

Team	Years	Consec. Seasons w/11+ Wins
New England	2010-19	10
Indianapolis	2003-09	7
Dallas	1976-81	6
San Francisco	1994-98	5

SEASONS WITH A DOZEN W'S

The Patriots have 13 seasons of 12 or more wins since 1970, second-most in the NFL over that span.

MOST 12-WIN SEASONS SINCE 1970 MERGER

Team	12+ Win Seasons
San Francisco	14
New England	13
Dallas	12
Denver	11
Pittsburgh	11

FLOATING ABOVE .500

Since 2001, the New England Patriots have held a record below .500 for only 23 weeks, fewest in the NFL over that span.

FEWEST WEEKS UNDER .500 SINCE 2001

Team	Weeks Under .500
New England	23
Pittsburgh	63
Baltimore	67
Green Bay	70
Denver	89

MOST WINS AMONG ORIGINAL AFL TEAMS

The Patriots have the most overall wins among the original eight AFL teams.

OVERALL VICTORY TOTAL OF ORIGINAL AFL TEAMS (INCLUDING PLAYOFFS)

Team	W	L	T
New England	556	425	9
Denver	511	453	10
Kansas City	510	445	12
Las Vegas	506	459	11
L.A. Chargers	471	480	11
Tennessee	468	497	6
Buffalo	454	504	8
N.Y. Jets	422	527	8



PATRIOTS TEAM NOTES

TOP 3 IN WINS SINCE 1960

Since the Patriots franchise began play in 1960, they have the third-most wins in professional football.

MOST WINS IN PRO FOOTBALL SINCE 1960 (INCLUDING PLAYOFFS)

Team	W	L	T
Pittsburgh Steelers	568	413	10
Dallas Cowboys	561	426	6
New England Patriots	556	425	9
Green Bay Packers	554	416	15

NFL'S BEST AT HOME

Since Gillette Stadium opened in 2002, the Patriots own the NFL's best home record. The Patriots hold a 126-26 (.829) record at home in regular season games and a 145-30 (.829) record including playoffs. The Patriots are an NFL-best 189-54 at home since 1994, the year Robert Kraft purchased the team.

BEST HOME RECORDS SINCE 2002 (INCLUDING PLAYOFFS)

Team	W	L	T	Pct
New England	145	30	0	.829
Pittsburgh	116	47	1	.710
Seattle	116	48	0	.707

ROAD WARRIORS

Since the start of the 1994 season when Robert Kraft purchased the team, the Patriots have the best regular season road record in the NFL. New England has finished undefeated on the road twice (2007 and 2016).

BEST ROAD RECORDS SINCE 1994

Team	W	L	T	Pct
New England	132	84	0	.611
Pittsburgh	120	95	1	.558
Green Bay	112	104	0	.519
Indianapolis	110	106	0	.509

WINNING THE CLOSE ONES

Since 2001, New England owns the NFL's best record (including postseason) in games decided by three points or fewer. New England is 7-2 in those close games in the playoffs.

BEST RECORD IN GAMES DECIDED BY 3 POINTS OR FEWER SINCE 2001 (INCLUDING PLAYOFFS)

Team	W	L	T	Win Pct
New England	44	20	0	.688
Indianapolis	50	28	0	.641
Seattle	47	34	1	.579
Denver	43	35	0	.551
Tennessee	46	38	0	.548
N.Y. Jets	36	30	0	.545
New Orleans	44	37	0	.543

INTER-CONFERENCE RECORD

The New England Patriots own a 59-17 (.776) record vs. NFC teams since realignment in 2002, the best inter-conference record in the NFL during that time.

NFL'S BEST INTER-CONFERENCE RECORD SINCE 2002

Team	W	L	T	Pct.
New England	59	17	0	.776
Pittsburgh	51	24	1	.678
Indianapolis	49	27	0	.645
Baltimore	47	29	0	.618

MODEL OF CONSISTENCY

The New England Patriots have had only one head coach since 2000, showing a level of stability unparalleled in the AFC East.

HEAD COACHES IN AFC EAST SINCE 2000

Team	Head Coaches
New England	1
N.Y. Jets	6
Buffalo	10
Miami	10

OFFENSE

400-POINT SEASONS

The Patriots set an NFL record with 13 straight seasons of at least 400 total points (2007-19). The Chargers previously held the record by scoring at least 400 points in eight consecutive seasons from 2004-11. New Orleans has a current streak of 10 straight seasons with 400 points (2011-20).

PROTECTING THE BALL

Since 2008, the Patriots lead the NFL with 84 regular season games without turning the ball over. The Patriots are 73-11 in those games.

ZERO TURNOVER GAMES (SINCE 2008)

New England	84
Green Bay	81
Kansas City	69
Seattle	63
Indianapolis	60
San Francisco	59
Baltimore	58

BALL SECURITY PAYS OFF

Since 2001, the Patriots are an NFL-best 146-27 when not throwing an interception.

ZERO INT GAMES

Team	Games with No Ints	W-L-T	Win Pct.
New England	173	146-27-0	.844
Kansas City	159	109-50-0	.686
Green Bay	158	128-28-2	.815
Seattle	150	110-39-1	.737
Jacksonville	145	82-63-0	.566



PATRIOTS TEAM NOTES

RUSH TO VICTORY

Since 2000, New England is 53-3 in the regular season when a Patriot eclipses 100 yards rushing. The only losses during the Bill Belichick era came in a 29-28 loss at Miami (12/20/04) when Corey Dillon rushed for 121 yards, at Kansas City (10/05/20) when Damien Harris had 100 yards rushing in a 26-10 loss and a 24-21 defeat at Buffalo (11/01/20) when Harris had 102 yards rushing.

DEFENSE

FORCING THE ISSUE

The Patriots lead the NFL with a plus-228 turnover margin since 1994.

NFL TURNOVER MARGIN SINCE 1994

New England	+228
Kansas City	+161
Green Bay	+117

Since 2001, the Patriots are an NFL-best 146-27 when not throwing an interception.

ZERO INT GAMES

Team	Games with No Ints	W-L-T	Win Pct.
New England	173	146-27-0	.844
Kansas City	159	109-50-0	.686
Green Bay	158	128-28-2	.815
Seattle	150	110-39-1	.737
Jacksonville	145	82-63-0	.5



SPECIAL TEAMS

MOST BLOCKED KICKS SINCE 2014

The Patriots lead the NFL lead with 20 blocked kicks since 2014.

New England	20 (9 FGs, 3 XPs & 8 Punts)
Philadelphia	19
Denver	16
Miami	16
Baltimore	15





PATRIOTS HOME DOMINANCE



REGULAR SEASON HOME RECORD SINCE 2002

Team	W	L	T	Pct.
New England	126	26	0	.829
Baltimore	111	41	0	.730
Pittsburgh	109	42	1	.720
Green Bay	108	42	2	.717
Seattle	106	46	0	.697
Indianapolis	106	46	0	.697

HOME PLAYOFF RECORD SINCE 2002

Team	W	L	Pct.
Seattle	10	2	.833
San Francisco	5	1	.833
New England	19	4	.826
New Orleans	7	2	.778
Indianapolis	8	3	.727

HOME RECORD SINCE 2002 (INCLUDING PLAYOFFS)

Team	W	L	T	Pct.
New England	145	30	0	.829
Baltimore	113	45	0	.715
Pittsburgh	116	47	1	.710
Seattle	116	48	0	.707
Green Bay	115	47	2	.707

HOME RECORD AFTER HALLOWEEN SINCE 2002 (INCLUDING PLAYOFFS)

Team	W	L	T	Pct.
New England	83	20	0	.806
Baltimore	70	26	0	.729
Indianapolis	71	28	0	.717
Pittsburgh	68	28	1	.706
Seattle	71	30	0	.703

HOME RECORD VS. NFC SINCE 2002

Team	W	L	T	Pct.
New England	30	8	0	.789
Baltimore	30	8	0	.789
Pittsburgh	29	8	1	.776

HOME RECORD VS. DIVISIONAL OPPONENTS SINCE 2002

Team	W	L	T	Pct.
New England	48	9	0	.842
Indianapolis	44	13	0	.772
Pittsburgh	43	14	0	.754
Green Bay	40	15	2	.719
Seattle	40	17	0	.702

POINT DIFFERENTIAL AT HOME SINCE 2002 (INCLUDING PLAYOFFS)

Team	Point Differential
New England	1,847
Green Bay	1,212
Baltimore	1,212
Pittsburgh	1,128
Seattle	1,107

POINTS ALLOWED PER GAME AT HOME SINCE 2002 (INCLUDING PLAYOFFS)

Team	Point Average
Baltimore	17.0
New England	17.6
Seattle	19.0
Pittsburgh	19.2
Philadelphia	19.5
Green Bay	19.5

POINTS SCORED PER GAME AT HOME SINCE 2002 (INCLUDING PLAYOFFS)

Team	Point Average
New England	28.1
New Orleans	28.1
Green Bay	27.0
Pittsburgh	25.8
Seattle	25.7
L.A. Chargers	25.5



INSIDE THE NUMBERS

TEAM

6

The Patriots will open and close the season with Miami, marking the sixth time in team history that the team will open and close the season against the same opponent. It also happened in 2003 and 2013 against Buffalo, 1974 and 1987 against Miami and 1981 against the Baltimore Colts.

9

The Patriots have finished in top 10 in fewest points allowed in each of the last nine seasons, which is the longest current streak. The last team to do that in 9 or more consecutive seasons is Tampa Bay (10 straight from 1996 to 2005).

11

J.C. Jackson led the NFL with 11 total takeaways (nine interceptions and two fumble recoveries) in 2020.

12

Jake Bailey's punting in 2020 allowed 12 returns, the second fewest punt returns allowed in a 16-game season in team history, behind the 11 by the 2008 Patriots.

14

Justin Bethel finished with a team-high 14 special teams tackles and has now reached double-digit special teams tackles in each of his nine NFL seasons.

17

J.C. Jackson (17) is second behind Miami's Xavien Howard (18) for most interceptions since 2018.

17.3

Gunner Olszewski led the NFL and set a team record with a 17.3-yard punt return average in 2020 (20 returns for 346 yards).

19

The Patriots went 19 straight seasons (2001-19) without being swept in a series by a division opponent, the longest such streak since the 1970 NFL merger.

31

Jake Bailey finished second in the NFL in 2020 with 31 punts inside the 20-yard line. That mark is also tied for second-most in team history with Lee Johnson (2000) and Ryan Allen (2015). Bailey set the franchise record with 36 punts inside the 20-yard line in 2019.

45.6

Jake Bailey led the NFL and set a team record in 2020 with a 45.6 net-yard punting average, earning First-Team All-Pro Honors. He is the first Patriots punter to earn First-Team All-Pro Honors.

49

Cam Newton's 49-yard run vs. N.Y. Jets on Jan. 3, 2021 is the longest run by a Patriots player at Gillette Stadium.

51

Nick Folk's 51-yard field goal at N.Y. Jets (11/09) and his 50-yarder vs. Arizona (11/29) are the longest game-winning field goals as time expired in Patriots history. The previous long was 48 yards by Adam Vinatieri in Super Bowl XXXVI vs. the Rams.

86

The Patriots have gone 86 straight games (regular and postseason) scoring in the first half, an NFL record. The Patriots also own the second-longest streak at 82 games with a first-half score (2006-11).

102-1

The Patriots are 102-1 all-time at Gillette Stadium in the regular season when leading at halftime.

413

Cam Newton has the most rushing first downs by a quarterback in NFL history with 413. Michael Vick is second with 343. His 55 rushing first downs in 2020 were second among all quarterbacks.

ROBERT KRAFT

6

The number of Super Bowl championships the Patriots have won since Robert Kraft purchased the team in 1994. That mark is tied for most in Super Bowl history.

10

The number of conference championships the Patriots have won since Robert Kraft purchased the team in 1994, the NFL record for most conference championships as an owner.

19

The number of division championships won by the Patriots since Kraft purchased the team in 1994.

21

The number of playoff berths earned by the Patriots in the 27 seasons since Robert Kraft purchased the team.

48

The number of playoff games the Patriots have appeared in since 1994, the most in the NFL. Green Bay is second with 36.

331

The number of games the Patriots have won, including playoffs, since Robert Kraft purchased the franchise in 1994. Prior to Kraft's ownership, the team had won 225 total games in its entire 34-year history from 1960-93.

BILL BELICHICK

3

Bill Belichick's 311 wins (regular season and playoffs combined) ranks third among all-time NFL head coaches.

4

Bill Belichick is the first head coach to lead his team to four 500-point seasons (2007, 10-12).

6

Bill Belichick has won six Super Bowls as a head coach, the most Super Bowl wins by a head coach in NFL history.

7

The number of 13-win seasons by Bill Belichick, the most among all NFL coaches.

9

Bill Belichick has the most conference championships by a head coach with nine.

12

Super Bowl LIII was Belichick's 12th Super Bowl overall, including nine as a head coach and three as an assistant coach.

19

Bill Belichick led the Patriots to 19-straight seasons with a winning record (2001-19), second all-time behind Tom Landry, whose Dallas Cowboys accomplished the feat 20 straight seasons from 1966-85.

31


Bill Belichick has the most postseason victories by an NFL coach with 31. Tom Landry is second with 20 postseason wins.

50

Bill Belichick has won at least one game in 50 different stadiums, including the postseason.



BILL BELICHICK NEWS & NOTES



BELICHICK BY THE NUMBERS

47TH COACHING SEASON | 47TH NFL SEASON
22ST SEASON AS PATRIOTS HEAD COACH
27TH HEAD COACHING SEASON

SUPER BOWL WINS (8):

'86 | '90 | '01 | '03 | '04 | '14 | '16 | '18

CONFERENCE TITLES (12):

'86 | '90 | '96 | '01 | '03 | '04 | '07 | '11 | '14 | '16 | '17 | '18

DIVISION TITLES (24):

'75 | '78 | '86 | '89 | '90 | '96 | '98 | '01 | '03 | '04 | '05
 '06 | '07 | '09 | '10 | '11 | '12 | '13 | '14 | '15 | '16 | '17 | '18 | '19

CAREER RECORD: 311-148 (.678)

REGULAR SEASON: 280-136 (.673)

POSTSEASON: 31-12 (.721)

PATRIOTS RECORD: 274-103 (.727)

Bill Belichick is the only head coach in NFL history to win six Super Bowl titles. He won more games overall (141) during a 10-year stretch (2010-19) than any other coach in NFL history. In 2007, Belichick led the Patriots to the fourth undefeated and untied regular season in NFL history and the first since the NFL established a 16-game schedule in 1978. His 47 consecutive years as an NFL coach are most in NFL history, passing the 45 by Dick LeBeau. The only other NFL coach with at least 40 consecutive NFL coaching seasons is Tom Moore with 41.



BELICHICK POINTS OF INTEREST

- Belichick has an NFL-best six Super Bowl championships as a head coach, joining George Halas and Curly Lambeau as the only NFL coaches with six championships since the league began postseason play in 1933.
- Belichick enters the 2021 season third all-time with 280 career regular season wins, behind Don Shula (328) and George Halas (318).
- Belichick has 311 total victories (regular season and playoffs combined), third all-time behind Don Shula (347) and George Halas (324).
- Belichick's 17 division titles are most by a head coach in NFL history. Don Shula and Tom Landry are tied for second with 13.
- Belichick owns the NFL record with 17 seasons of 11 wins in the regular season. Don Shula is second with 13.
- Belichick has the NFL record with 13 seasons with 12 regular season victories. Don Shula is second with eight.

BELICHICK POINTS OF INTEREST

- Belichick is the only head coach in NFL history with seven seasons of 13-plus wins. George Seifert is second with four 13-win seasons.
- Belichick has five 14-win seasons. George Seifert is second with three 14-win seasons.
- Belichick has led his teams to 18 postseason berths as a head coach, tied with Tom Landry for second all-time, behind the 19 by Don Shula.
- The 2021 season will be Belichick's 47th consecutive NFL season as a coach, the most consecutive coaching seasons in NFL history.
- Belichick has 244 regular season wins with the Patriots and needs six regular season wins in 2021 to reach 250 and join Tom Landry (250). Don Shula (257) and George Halas (318) to become the fourth coach with at least 250 career regular season wins with one team.



BILL BELICHICK NEWS & NOTES

2020 ACCOMPLISHMENTS

- Belichick (459 games) coached in his 455th game at L.A. Chargers (12/06), moving past Tom Landry for the third-most games coached, behind the 526 by Don Shula and the 506 by George Halas.
- Belichick won his 244th regular season game as New England Patriots head coach in 2020, fourth-most for a head coach with a single team behind George Halas's 318 with Chicago, Don Shula's 257 with Miami and Tom Landry's 250 with Dallas
- Belichick completed his 21st year as head coach of the New England Patriots in 2020 and is one of seven to serve as head coach for one team for at least 20 years.

THE SECOND HIGHEST WINNING PCT.

Bill Belichick's 311 career wins as a head coach are third-most in NFL history and his career winning percentage of .678 is second in NFL history.

TOP WINNING PERCENTAGE AMONG HEAD COACHES WITH AT LEAST 160 WINS (INCL. POSTSEASON)

Head Coach	Team(s)	Years	W	L	T	Pct.
George Halas	Chicago	1920-29, 33-41, 46-55, 58-67	324	151	31	.682
Bill Belichick	CLE/NE	1991-95, 2000-20	311	148	0	.678
Don Shula	BLT/MIA	1963-95	347	173	6	.666
Curly Lambeau	GB/CHI/WAS	1921-53	229	134	22	.630

NOTE: Winning percentage calculated using current NFL rules, counting a tie as a half-win, half-loss.

MOVING ON UP

Bill Belichick ranks third all-time in NFL history with 311 career wins.

MOST WINS BY NFL COACHES (INCL. POSTSEASON)

Head Coach	Team(s)	Years	W	L	T
Don Shula	BLT/MIA	1963-95	347	173	6
George Halas	Chicago	1920-29, 33-41, 46-55, 58-67	324	151	31
Bill Belichick	CLE/NE	1991-95, 2000-20	311	148	0
Tom Landry	Dallas	1960-88	270	178	6
Andy Reid	PHI/KC	1999-2020	238	145	1
Curly Lambeau	GB/CHI/WAS	1921-53	229	134	22

SUPER SUCCESS

Bill Belichick has won six Super Bowls, the most by a head coach.

MOST SUPER BOWL VICTORIES

Head Coach	Team	Titles	Seasons
Bill Belichick	New England	6	2001, 03-04, 14, 16, 18
Chuck Noll	Pittsburgh	4	1974-75, 78-79
Joe Gibbs	Washington	3	1982, 87, 91
Bill Walsh	San Francisco	3	1981, 84, 88

NOTE: Sorted by most recent championship. Super Bowls have determined the NFL champion since 1966.

ELITE COMPANY

Bill Belichick joined George Halas and Curly Lambeau as the only coaches with six NFL championships.

HEAD COACHES WITH FOUR OR MORE NFL TITLES

Coach	NFL Titles	Championship Teams
Bill Belichick	6	New England (SB XXXVI, XXXVIII, XXXIX, XLIX, LI and LIII)
George Halas	6	Chicago (1921, 33, 40, 41, 46 & 63)
Curly Lambeau	6	Green Bay (1929, 30, 31, 36, 39 & 44)
Vince Lombardi	5	Green Bay (1961, 62, 65, SB I & II)
Chuck Noll	4	Pittsburgh (SB IX, X, XII, XIV)

12 SUPER BOWL APPEARANCES

Super Bowl LIII was Bill Belichick's 12th career Super Bowl appearance, the most appearances by a coach who eventually became a head coach.

MOST SUPER BOWL APPEARANCES AS A HEAD COACH (INCLUDING YEARS AS AN ASSISTANT)

Bill Belichick	12 (nine as a head coach)
Dan Reeves	7 (four as a head coach)
Don Shula	6 (six as a head coach)
Tom Landry	5 (five as a head coach)
Chuck Noll	5 (four as a head coach)
Marv Levy	5 (four as a head coach)
Andy Reid	5 (three as a head coach)

NINE CONFERENCE TITLES ARE THE MOST IN SUPER BOWL ERA

The 2018 AFC Championship was Bill Belichick's ninth conference championship, the most in NFL history during the Super Bowl era (since 1966).

MOST CONFERENCE CHAMPIONSHIPS BY A HEAD COACH IN SUPER BOWL ERA

HEAD COACH	TEAM	#	SEASONS	SUPER BOWL APPEARANCES
Bill Belichick	New England	9	2001, 2003, 2004, 2007, 2011, 2014, 2016, 2017, 2018	XXXVI, XXXVIII, XXXIX, XLII, XLVI, XLIX, LI, LII, LIII
Don Shula	Baltimore/Miami	6	1968, 1971, 1972, 1973, 1982, 1984	III, VI, VII, VIII, XVII, XIX
Tom Landry	Dallas	5	1970, 1971, 1975, 1977, 1978	V, VI, X, XII, XIII
Joe Gibbs	Washington	4	1982, 1983, 1987, 1991	XVII, XVIII, XXII, XXVI
Bud Grant	Minnesota	4	1969, 1973, 1974, 1976	IV, VII, IX, XI
Marv Levy	Buffalo	4	1990, 1991, 1992, 1993	XXV, XXVI, XXVII, XXVIII
Chuck Noll	Pittsburgh	4	1974, 1975, 1978, 1979	IX, X, XIII, XIV
Dan Reeves	Denver/Atlanta	4	1986, 1987, 1989, 1998	XXI, XXII, XXIV, XXIII



BILL BELICHICK NEWS & NOTES

POSTSEASON COACHING MARK

Bill Belichick coached in his NFL-record 37th postseason game in the 2017 AFC Divisional Playoff against Tennessee, moving past Tom Landry and Don Shula. He has now coached in 43 postseason games, the most in NFL history.

MOST POSTSEASON GAMES AS A HEAD COACH

Head Coach	Team(s)	Games
Bill Belichick	Cleveland/New England	43
Tom Landry	Dallas	36
Don Shula	Baltimore/Miami	36
Andy Reid	Philadelphia/Kansas City	32
Chuck Noll	Pittsburgh	24
Mike Holmgren	Green Bay/Seattle	24
Joe Gibbs	Washington	24

13 CONFERENCE CHAMPIONSHIP GAME APPEARANCES

Coach Belichick reached his 13th conference championship game as a head coach in 2018, extending his record for the most since the 1970 merger.

MOST CONFERENCE CHAMPIONSHIP GAMES AS A HEAD COACH

Head Coach	Conference Championship Games
Bill Belichick	13
Tom Landry	10
Andy Reid	8
Don Shula	7
Chuck Noll	7
John Madden	6
Bill Cowher	6

MOST POSTSEASON WINS

Coach Belichick earned his NFL-record 21st postseason victory after the Patriots defeated the Indianapolis Colts in the 2014 AFC Championship Game. He now has 31 career postseason victories.

MOST PLAYOFF WINS BY AN NFL HEAD COACH

COACH	TEAM(s)	WINS
Bill Belichick	CLE/NE	31
Tom Landry	Dallas	20
Don Shula	BLT/MIA	19
Andy Reid	KC/PHIL	17
Joe Gibbs	Washington	17
Chuck Noll	Pittsburgh	16

BEST NFL POSTSEASON WIN PERCENTAGE (MINIMUM 10 GAMES)

HEAD COACH	TEAM	W	L	PCT.
Vince Lombardi	GB/WAS	9	1	.900
Tom Flores	Oakland	8	3	.727
Bill Belichick	CLE/NE	31	12	.721
Bill Walsh	San Francisco	10	4	.714
Joe Gibbs	Washington	17	7	.708
Jimmy Johnson	DAL/MIA	9	4	.692

POSTSEASON BERTHS

Bill Belichick has led his teams to 18 postseason berths, tied for second all-time among NFL head coaches.

NFL HEAD COACHES WITH THE MOST POSTSEASON BERTHS

Head Coach	Postseason Appearances
Don Shula	19
Bill Belichick	18
Tom Landry	18

DIVISION TITLES RECORD

Coach Belichick guided the Patriots to the AFC East title in 2019. His 17 division titles are the most by a head coach in NFL history. Don Shula and Tom Landry are second with 13 titles.

MOST CONSECUTIVE DIVISION TITLES

Coach Belichick is the first NFL coach to lead his team to 11 consecutive division titles, after claiming the AFC East crown in 2019. Paul Brown (1950-55), Tom Landry (1966-71), Bud Grant (1973-78) and Chuck Noll (1974-79) led their teams to six straight titles.

NFL COACHES WITH THE MOST CONSECUTIVE DIVISION TITLES

Head Coach	Team	Consec. Div. Titles
Bill Belichick	New England	11 (2009-19)
Paul Brown	Cleveland	6 (1950-55)
Tom Landry	Dallas	6 (1966-71)
Bud Grant	Minnesota	6 (1973-78)
Chuck Noll	Pittsburgh	6 (1974-79)

CAREER MILESTONE

Coach Belichick is the fourth NFL head coach to reach 250 career regular season victories. His 280 regular season wins are now third-most all-time.

MOST REGULAR SEASON WINS, NFL HEAD COACHES

Head Coach	Team(s)	W	L	T
Don Shula	BLT/MIA	328	156	6
George Halas	Chicago	318	148	6
Bill Belichick	CLE/NE	280	136	0
Tom Landry	Dallas	250	162	6
Curly Lambeau	GB/CHI/WAS	226	132	22

CLIMBING THE WINS LADDER

Belichick has 244 career regular season wins with the Patriots, the fourth-most regular season wins with one team among head coaches.

NFL HEAD COACHES WITH THE MOST REGULAR SEASON WINS WITH ONE TEAM

Coach	Team	W	L	T
George Halas	Chicago	318	148	31
Don Shula	Miami	257	133	2
Tom Landry	Dallas	250	162	6
Bill Belichick	New England	244	92	0
Curly Lambeau	Green Bay	209	104	21



BILL BELICHICK NEWS & NOTES

PATRIOTS RENAISSANCE

Once head coach Bill Belichick implemented his coaching design on the Patriots, his approach has given him the best record of any NFL head coach since 2001 (including the postseason).

NFL COACHES RECORDS SINCE 2001 (MINIMUM 40 GAMES)

Coach	Team(s)	W	L	T	Pct.
Bill Belichick	New England	269	92	0	.745
Tony Dungy	TB/IND	101	41	0	.711
Jim Harbaugh	San Francisco	49	22	1	.688
Bill Cowher	Pittsburgh	70	35	1	.665
Sean McVay	L.A. Rams	46	24	0	.657

3X COACH OF THE YEAR

The Associated Press has named Bill Belichick the NFL's Coach of the Year in 2003, 2007 and 2010. He joined Don Shula (four-time winner) and Chuck Knox as the only three-time winners.

ABOVE THE CENTURY MARK

Bill Belichick has an overall record of 311-148, 163 games above the .500 mark. Belichick, Don Shula and George Halas are the only coaches with 100 more wins than losses.

COACHES WITH 100 OR MORE WINS THAN LOSSES

Head Coach	Team(s)	W	L	T	Wins above .500
Don Shula	BLT/MIA	347	173	6	174
George Halas	Chicago	324	151	31	173
Bill Belichick	CLE/NE	311	148	0	163

500+ FOR 3 STRAIGHT YEARS

Coach Belichick became the first head coach in NFL history to lead his team to three straight 500-point seasons (2010-12) and four overall (2007-589, 2010-518, 2011-513 and 2012-557). St. Louis was the only other team to have done it three times (1999-526, 2000-540, 2001-503).

BILL BELICHICK'S 500-POINT SEASONS

Season	Points Scored
2007.....	589
2010.....	518
2011.....	513
2012.....	557

TWO DECADES WITH THE PATRIOTS

the 2021 season will be Bill Belichick's 22nd year as head coach of the New England Patriots. He is one of seven to coach one team for at least 20 years.

20 YEAR HEAD COACHES WITH ONE TEAM

Head Coach	Years with Team
George Halas.....	40 with Chicago
Curly Lambeau.....	29 with Green Bay
Tom Landry.....	29 with Dallas
Don Shula.....	26 with Miami
Chuck Noll.....	23 with Pittsburgh
Steve Owen.....	23 with N.Y. Giants
Bill Belichick.....	22 with New England

BETTER THAN AVERAGE

Coach Belichick led the Patriots to 19 straight seasons with a winning record (2001-19), second all-time behind Tom Landry, whose Dallas Cowboys accomplished the feat 20 straight seasons.

MOST CONSECUTIVE SEASONS WITH A WINNING RECORD

Head Coach	Team	Years
Tom Landry.....	Dallas.....	20 – 1966-85
Bill Belichick.....	New England.....	19 – 2001-19
Curly Lambeau.....	Green Bay.....	14 – 1934-47
Curly Lambeau.....	Green Bay.....	12 – 1921-32
George Halas.....	Chicago.....	10 – 1933-42
John Madden.....	Oakland.....	10 – 1969-78

DOUBLE-DIGIT WINS

Coach Belichick led New England to 17 consecutive seasons with at least 10 wins, an NFL record.

MOST CONSECUTIVE 10-WIN SEASONS

Team	Years	Consec. Seasons w/10+ Wins
New England.....	2003-19.....	17
San Francisco.....	1993-98.....	16
Indianapolis.....	2002-10.....	9
Dallas.....	1975-81.....	7

DIVISIONAL SUCCESS

HIGHEST WIN PCT. VS. DIVISION OPPONENTS (SINCE 1970 - MINIMUM 60 GAMES)

Head Coach	Team(s)	W	L	T	Win Pct.
George Allen	LAR/WAS	42	18	2	.700
Mike Tomlin	Pittsburgh	58	25	1	.696
Bud Grant	Minnesota	69	31	1	.688
Tom Landry	Dallas	101	46	0	.687
Bill Belichick	CLE/NE	111	51	0	.685

MOST WINS VS. DIVISION OPPONENTS SINCE 1970

Head Coach	Team(s)	Wins vs. Div. Opponents
Don Shula.....	Miami.....	132
Bill Belichick.....	CLE/NE.....	111
Tom Landry.....	Dallas.....	101
Dan Reeves.....	DEN/NYG/ATL.....	95
Marty Schottenheimer.....	CLE/KC/SD/WAS.....	95



PATRIOTS OFFENSIVE NOTES

WR NELSON AGHOLOR



A DEEP THREAT

WR Nelson Agholor finished second in the NFL in 2020 by averaging a career-high 18.7 yards per reception.

2020 NFL YARDS PER RECEPTION LEADERS (MINIMUM 30 RECEPTIONS)

Player	Team	Rec.	Yds.	Avg.
1. M. Valdes-Scantling	Green Bay	33	690	20.9
2. Nelson Agholor	Las Vegas	48	896	18.7
3. DJ Moore	Carolina	66	1,193	18.1
4. Gabriel Davis	Buffalo	35	599	17.1
5. Breshad Perriman	N.Y. Jets	30	505	16.8

OL TRENT BROWN



BACK IN NEW ENGLAND

When the Patriots acquired Trent Brown in 2021 via trade for the second time, he became the fourth NFL player since 1980 to be traded to the same team multiple times.

PLAYERS TRADED MULTIPLE TIMES TO SAME TEAM (SINCE 1980)

PLAYER	TEAM	TRADE #1	TRADE #2
Walter White	Arizona	1980	1980
Mark Hermann	Indianapolis	1983	1988
Jerome Harrison	Philadelphia	2010	2011
Trent Brown	New England	2018	2021

RB DAMIEN HARRIS

WHAT TO LOOK FOR IN 2021

*Damien Harris averaged 5.04-yards per carry (137 rushing attempts for 691 yards) in 2020, becoming the fourth Patriots player to finish with at least a 5.0-yard average (minimum 100 attempts) in a season. The best back-to-back average in team history was Craig James with a 4.9 average in 1984 followed by a 4.7-yard average in 1985.

BETTER THAN AVERAGE

Harris averaged 5.04-yards per carry (137 rushing attempts for 691 yards) in 2020. Four other Patriots have finished with at least a 5.0-yard average (minimum 100 attempts) in a single season. Harris finished 2020 with the fourth-highest single-season rushing average in team history.

HIGHEST RUSH AVERAGE IN A SEASON/PATRIOTS HISTORY (MINIMUM 100 ATTEMPTS)

Player	Season	Attempts	Yards	Average
Don Calhoun	1976	129	721	5.59
Mosi Tatupu	1983	106	578	5.45
LeGarrette Blount	2013	153	772	5.05
Damien Harris	2020	137	691	5.04
Carl Garrett	1969	137	691	5.04

G SHAQ MASON

A FAMOUS NAMESAKE

A noted sports fan and basketball enthusiast, Shaq's mother, Alicia McGuire, named her son Shaquille Olajuwon Mason in 1993 after her two favorite NBA stars at the time, Shaquille O'Neal and Hakeem Olajuwon. The Tennessee native had the opportunity to meet one of his namesakes at a Memphis Grizzlies game while O'Neal was a member of the Miami Heat, receiving a special meet-and-greet and having his jersey signed.

HELLO MY NAME IS



WR JAKOBI MEYERS

WHAT TO LOOK FOR IN 2021

WR Jakobi Meyers (85 receptions for 1,088 yards) has the most career receptions and receiving yards by any undrafted Patriots receiver that began his career with the team. His 59 receptions for 729 yards in 2020 were also the most in a single season by a rookie free agent that was originally signed by the team. He will look to add to that total during the 2021 season.



PATRIOTS OFFENSIVE NOTES

MEYERS USING HIS ARM

WR Jakobi Meyers threw two touchdown passes in 2020. He completed a 24-yard touchdown pass to RB Rex Burkhead vs. Baltimore (11/15) and a 19-yard touchdown pass to QB Cam Newton vs. N.Y. Jets (1/3). Overall, Patriots wide receivers completed four passes in 2020. WR Julian Edelman also completed two passes. The four pass completions by wide receivers are the most in team history. They had two in 1979, '80, '18 and '19.



MEYERS MAKES HIS MARK

Meyers has the most receptions and receiving yards for any undrafted player who signed with the Patriots as an undrafted free agent.

MOST RECEPTIONS & YARDS BY AN UNDRAFTED PATRIOT

Player	Seasons	Rec.	Yds	Avg.	TDs
Jakobi Meyers	2019-20	85	1,088	12.8	0
Brandon Bolden	2012-17, 19	56	484	8.6	3
Will Moore	1995-96	46	539	11.7	1
Ray Crittenden	1993-94	44	672	15.3	4
Kenbrell Thompkins	2013-14	38	519	13.7	4

MOST RECEPTIONS & YARDS BY AN UNDRAFTED PATRIOT (SINGLE SEASON)

Player	Season	Rec.	Yds	Avg.	TDs
Jakobi Meyers	2020	59	729	12.4	0
Will Moore	1995	43	502	11.7	1
Kenbrell Thompkins	2013	32	466	14.6	4
Ray Crittenden	1994	28	379	13.5	3
Jakobi Meyers	2019	26	359	13.8	0

MULTIPLE TDS FROM JAKOBI



Meyers (two touchdown passes) became the third Patriots wide receiver to throw a touchdown pass under head coach Bill Belichick. David Patten threw a 60-yard touchdown pass on Oct. 21, 2001, at Indianapolis and WR Julian Edelman threw a 15-yard touchdown pass to WR Phillip Dorsett at Philadelphia on Nov. 17, 2019.

A SPECIAL BIRTHDAY PERFORMANCE

Meyers set career highs on his 24th birthday (11/09/20) with 12 receptions for 169 yards in a win over the New York Jets. His previous career highs were six receptions in Week 8 at Buffalo and 74 yards receiving vs. Dallas on Nov. 24, 2019. The 12 receptions were the most by a Patriot since Julian Edelman caught 13 passes at Miami on Dec. 15, 2013.

POSITIONAL SWITCH AND A CHANCE MEETING

Jakobi Meyers and Cam Newton are teammates now, but the wide receiver and former quarterback looked up to Newton and had a chance meeting with him while at an impressionable age. "When I was younger in high school, I made [Newton's] 7-on-7 team – his all-star team – and we traveled to Florida to play in a league," Meyers said. "We ended up losing, but it was still a great experience. It was a good experience to meet Cam when I was very young. A lot of guys where I come from look up to him, so that was definitely a once-in-a-lifetime opportunity for me."

JAKOBI JOINS ELITE CLUB

Meyers, who threw touchdown passes in Weeks 10 and 17, became the fourth wide receiver with two touchdown passes in a single season in the Super Bowl era, joining Rod Gardner (2003), Antwaan Randle El (2010) and Odell Beckham Jr. (2018).

RB SONY MICHEL

WHAT TO LOOK FOR IN 2021

- The Patriots are 11-1 in games when Michel scores a touchdown.

ROOKIE RUSHING SURGE

RB Sony Michel finished his rookie season in 2018 with 931 yards rushing. It is the most by a rookie running back under Bill Belichick, surpassing the 745 rushing yards by Lawrence Maroney in 2006.



HIGH AVERAGE I

Michel had a 13.0-yard rushing average on nine attempts for 177 yards Week 3 vs. Las Vegas (9/27/20), marking the highest single-game average for a Patriots running back with at least nine rushing attempts.

HIGHEST RUSHING AVERAGE/SINGLE GAME (Minimum 9 Attempts)

Sony Michel – 13.0 – vs. Las Vegas (09/27/20)
Larry Garron – 11.6 – vs. Buffalo (10/22/61)
Sam Cunningham – 11.4 at Buffalo (10/20/74)

HIGH AVERAGE II

Three Patriots Players have rushed for at least 100 yards and averaged at least 13 yards per carry in a single game:

- QB Steve Grogan** rushed seven times for 103 yards (14.7 avg.) vs. the N.Y. Jets (10/18/76).
- RB Robert Weathers** totaled six rushing attempts for 100 yards (16.7 avg.) vs. Baltimore Colts (9/4/83).
- RB Sony Michel** ran for 117 yards on nine carries (13.0-yard average) vs. Las Vegas (9/27/20).

MICHEL GOES LONG (TWICE)

Michel ripped off a 38-yard run and a 48-yard run in the third quarter vs. Las Vegas (9/27/20), the two longest runs of his career. His previous long was a 34-yard touchdown run vs. Indianapolis (10/4/18).

SONY SETS ROOKIE PLAYOFF TD MARK

Michel set the NFL postseason record for most rushing touchdowns by a rookie in a single postseason with six. He finished second behind Terrell Davis (8) for most rushing touchdowns in a single postseason.

MOST POSTSEASON RUSH TDS BY A ROOKIE

Player	Team	Season	Rush TDs
Sony Michel	New England	2018	6
Leonard Fournette	Jacksonville	2017	4
Jamal Lewis	Baltimore	2000	4
William Floyd	San Francisco	1994	4
Tony Dorsett	Dallas	1977	4
Norm Standlee	Chicago	1977	4



PATRIOTS OFFENSIVE NOTES

MOST RUSH TDS IN A SINGLE POSTSEASON

Player	Team	Season	Rush TDs
Terrell Davis	Denver	1997	8
Sony Michel	New England	2018	6
Larry Csonka	Miami	1973	6
Franco Harris	Pittsburgh	1974	6
John Riggins	Washington	1983	6
Gerald Riggs	Washington	1991	6
Emmitt Smith	Dallas	1995	6
Ricky Watters	San Francisco	1993	6

QB CAM NEWTON

2020 ACCOMPLISHMENTS

- Became the 48th QB in NFL history to reach 30,000 career passing yards vs. San Francisco (10/25) and is the only player in NFL history with 30,000 passing yards and 5,000 career rushing yards.
- Joined Michael Vick as the second QB in NFL history to reach 5,000 career rushing yards vs. Denver (10/18).
- Newton (12) scored double-digit rushing touchdowns for the third time in his career, becoming the only NFL quarterback to accomplish the feat in three separate seasons. He had an NFL record of 14 in 2011, 10 in 2015 and 12 in 2020, tying him with Steve Grogan (12 in 1976) for the most rushing TDs by a Patriots QB in a single season.
- Newton scored multiple rushing touchdowns in a game four times in 2020, the most in a single season by an NFL quarterback.
- Newton set a new franchise record for most rushing attempts (137) and yards (592) by a Patriots QB in a single season. Steve Grogan previously held the record with 81 rushing attempts for 539 yards in 1978.
- In the season-opener vs. Miami (9/13), Newton set a Patriots record for most rushing attempts in a single game by a QB with 15 attempts for 75 yards. The previous record was held by Steve Grogan, with 12 rushing attempts at Buffalo (11/20/77).
- Newton had a 49-yard rush vs. N.Y. Jets (1/3), the longest run in Patriots history by a quarterback. It was his eighth career run of over 40 yards and his longest since a 62-yard run vs. Minnesota (12/10/17).

RECORD-SETTING QB

In addition to owning the NFL record for career rushing touchdowns by a quarterback and sitting second for career rushing yards by a QB, Newton owns two additional QB records for most rushing first downs and most games with a passing and rushing touchdown.

MOST RUSHING FIRST DOWNS BY A QB IN NFL HISTORY

Player	Rushing 1st Downs
Cam Newton	413
Michael Vick	343
Steve McNair	277

MOST GAMES WITH PASSING AND RUSHING TD IN NFL HISTORY

Player	Games
Cam Newton	42
Steve Young	31
Aaron Rodgers	27
Fran Tarkenton	24

1ST

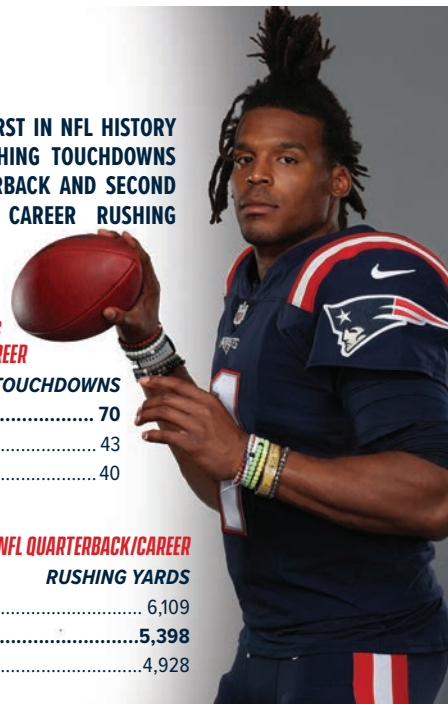
NEWTON IS FIRST IN NFL HISTORY WITH 70 RUSHING TOUCHDOWNS BY A QUARTERBACK AND SECOND WITH 5,398 CAREER RUSHING YARDS.

MOST RUSHING TOUCHDOWNS BY AN NFL QUARTERBACK/CAREER

PLAYER	RUSHING TOUCHDOWNS
CAM NEWTON	70
Steve Young	43
Jack Kemp	40

MOST RUSHING YARDS BY AN NFL QUARTERBACK/CAREER

PLAYER	RUSHING YARDS
Michael Vick	6,109
CAM NEWTON	5,398
Randall Cunningham	4,928



RUSHING FOR SCORES

Newton scored multiple rushing touchdowns in a game for the fourth time in 2020, the most in a single season by an NFL quarterback.

MOST MULTI-TD RUSHING GAMES BY A QB IN A SINGLE SEASON

Player/Team	Multi-Rush TD Games	Season
Cam Newton (NE)	4	2020
Johnny Lujack (CHI)	3	1950
Steve Grogan (NEP)	3	1976
Steve McNair (TEN)	3	1997
Kordell Stewart (PIT)	3	1997
Cam Newton (CAR)	3	2011

SEASONAL RUSHING RECORD

Newton set the NFL record for most rushing touchdowns by a quarterback in a single season with 14 in 2011, surpassing the 12 rushing touchdowns by former Patriots QB Steve Grogan in 1976. Newton is also the only NFL QB with three seasons of double-digit rushing touchdowns. He had 12 rushing touchdowns in 2020.

MOST RUSH TDS IN A SEASON BY A QB

Player	Team	Season	Rush TDs
Cam Newton	Carolina	2011	14
Cam Newton	New England	2020	12
Steve Grogan	New England	1976	12
Kyle Murray	Arizona	2020	11
Kordell Stewart	Pittsburgh	1997	11
Tobin Rote	Green Bay	1956	11
Johnny Lujack	Chicago	1950	11
Cam Newton	Carolina	2015	10
Billy Kilmer	San Francisco	1961	10
Daunte Culpepper	Minnesota	2002	10



PATRIOTS OFFENSIVE NOTES

TEN CAREER GAMES WITH MULTIPLE RUSH TDS

Newton scored two rushing touchdowns four times in 2020: vs. Miami (9/13), at Seattle (9/20), at N.Y. Jets (11/9) and at L.A. Chargers (12/6). The multi-TD rush performance against the Chargers marked the 16th time in Patriots history that a QB has scored multiple rushing TDs.

MOST MULTI-RUSH TDS BY A QB IN NFL HISTORY

Player	Multi-Rush TD Games
Cam Newton	10
Otto Graham	7
Jack Kemp	7
Steve McNair	7
Steve Young	7

NEWTON MULTI-RUSH TD GAMES

Date	Opponent	Rushing TDs
12/04/11	at Tampa Bay	3
12/06/20	at LA Chargers	2
11/01/20	at N.Y. Jets	2
09/20/20	at Seattle	2
09/13/20	vs. Miami	2
09/23/18	vs. Cincinnati	2
01/03/16	vs. Tampa Bay	2
11/26/12	at Philadelphia	2
11/20/11	at Detroit	2
10/02/11	at Chicago	2

NEWTON AT 75+

Newton gained 79 yards rushing on 11 carries in the season finale against the Jets, finishing the year with three games of at least 75 yards rushing. It was his 12th game overall with at least 75 yards rushing.

MOST GAMES WITH 75+ RUSH YARDS BY A QB

Player	75+ Rush-Yard Games
Michael Vick	21
Lamar Jackson	18
Russell Wilson	13
Cam Newton	12

NEWTON TAKES OFF RUNNING

Cam Newton has the three highest rushing totals by a quarterback under Bill Belichick, topped by a 79-yard rushing performance vs. the New York Jets on Jan. 3, 2020. His 15 rushing attempts against Miami (9/15) were also the most by a Patriots QB in a single game.

MOST RUSH YARDS BY PATRIOTS QB SINCE 1976

Player	Date	Opponent	Yards
Steve Grogan	10/18/76	vs. N.Y. Jets	103
Babe Parilli	11/06/64	vs. Houston	96
Tom Yewcic	11/30/62	vs. N.Y. Titans	90
Steve Grogan	11/20/77	at Buffalo	81
Cam Newton	01/03/21	vs. N.Y. Jets	79
Cam Newton	10/18/20	vs. Denver	76
Steve Grogan	09/19/76	vs. Miami	76
Cam Newton	09/13/20	vs. Miami	75

MOST RUSH ATTEMPTS BY PATRIOTS QB SINCE 1976

Player	Date	Opponent	Attempts
Cam Newton	09/13/20	vs. Miami	15
Cam Newton	12/06/20	at LA Chargers	14
Steve Grogan	11/20/77	at Buffalo	12
Cam Newton	01/03/21	vs. N.Y. Jets	11
Cam Newton	11/15/20	vs. Baltimore	11
Cam Newton	09/20/20	at Seattle	11
Tony Eason	11/09/86	at Indianapolis	11



AYYY DIRTY DAVE!

CAM NEWTON HAS NICKNAMES FOR MANY OF HIS TEAMMATES.

DIRTY DAVE - DAVID ANDREWS
MAC AND CHEESE - MAC JONES
WINNIE THE POOH - ISAIAH WYNN
SHAQ DIESEL - SHAQ MASON
CRAZY LEGS - DEATRICH WISE JR.
BENT DOG - JA'WHAWN BENTLEY
DOUGHBOY - N'KEAL HARRY
STIDDY - JARRETT STIDHAM
MICKEY D'S - JOSH MCDANIELS
DOLLA DOLLA BILL Y'ALL - BILL BELICHICK
ACAI BOWL - DEVIN ASIASI
GUN SHOW - GUNNER OLSZEWSKI
SMALL FRY - J.J. TAYLOR
MYGERMS - JAKOBI MEYERS

CAM GOES LONG

Newton ripped off the longest run by a QB in Patriots history in the 2020 season finale vs. N.Y. Jets.

Longest Runs by a Patriots Quarterback

49-yard run by Cam Newton, vs. N.Y. Jets on Jan. 3, 2021
46-yard run by Tom Yewcic, at Denver on Sept. 29, 1963
41-yard TD run by Steve Grogan, vs. N.Y. Jets on Oct. 18, 1976
41-yard run by Steve Grogan, vs. Seattle on Oct. 9, 1976
38-yard run by Cam Newton, vs. Denver on Oct. 18, 2020

NEWTON CATCHES A TD PASS

Newton became the first Patriots QB with a receiving touchdown after a 19-yard strike from WR Jakobi Meyers vs. N.Y. Jets (1/3). It was Newton's second reception of the season and third of his career. The last Patriots quarterback with more than one reception in a season was Steve Grogan with two receptions in 1981. Tom Yewcic has the most receptions in a season by a Patriots quarterback with six in 1961.



PATRIOTS OFFENSIVE NOTES

RB JAMES WHITE

WHAT TO LOOK FOR IN 2021

James White has 25 career touchdown receptions in the regular season, second all-time among Patriots running backs behind the 26 by Larry Garron.



White has 369 career regular season receptions, second in New England history among running backs behind the 431 by Kevin Faulk.

White is second among all Patriots running backs with 3,184 career receiving yards, behind Kevin Faulk (3,701). He needs 518 receiving yards in 2021 to move past Faulk into first among all Patriots running backs.

POINTS OF INTEREST

- White is seventh in NFL history among running backs since 1970 with 25 touchdown receptions.

SECOND-FASTEST TO 25

White scored his first receiving touchdown of the season and 25th of his career in the season finale win over Jets. He became the second-fastest running back to reach 25 career regular-season touchdowns, doing so in 92 games.

FEWEST GAMES TO REACH 25 REC. TDS BY A RB

Player	Team(s)	Games
Brian Westbrook	Philadelphia	87
James White	New England	92
Darren Sproles	San Diego/New Orleans	107
Marshall Faulk	Indianapolis/St. Louis	114
Eric Metcalf	Cleveland/Atlanta	116
James Brooks	San Diego/Cincinnati	126

TD RECEPTIONS RECORD

White owns the NFL record for most receiving touchdowns by a running back in his first six seasons and is tied for second-most in his first seven seasons.

MOST RECEIVING TDS BY A RB IN FIRST SIX SEASONS

Player	Team	Receiving TDs
James White	New England	24
Chuck Foreman	Minnesota	23
Brian Westbrook	Philadelphia	23

MOST RECEIVING TDS BY A RB IN FIRST SEVEN SEASONS

Player	Team(s)	Receiving TDs
Brian Westbrook	Philadelphia	28
James White	New England	25
Darren Sproles	SD/NO	25

WHITE'S RECEIVING RANKS

James White ranks second in franchise history among running backs in receptions, receiving yards and receiving touchdowns.

RB RECEPTIONS IN PATRIOTS HISTORY

Player	Seasons	Receptions
Kevin Faulk	1999-2011	431
James White	2014-present	369
Tony Collins	1981-87	261
Sam Cunningham	1973-82	210



**SET A SUPER BOWL RECORD
IN SUPER BOWL LI WITH
14 RECEPTIONS AND 20 POINTS.**

**SET A TEAM RECORD
BY A RUNNING BACK
WITH**

87

RECEPTIONS IN 2018.

HIS 3,184 RECEIVING YARDS ARE SECOND-MOST BY A PATRIOTS RUNNING BACK, BEHIND THE 3,701 BY KEVIN FAULK.

25 CAREER TOUCHDOWN RECEPTIONS ARE SECOND IN PATRIOTS ALL-TIME HISTORY AMONG RUNNING BACKS BEHIND THE 26 BY LARRY GARRON.

HIS 369 RECEPTIONS ARE SECOND-MOST IN PATRIOTS HISTORY AMONG RUNNING BACKS BEHIND THE 431 BY KEVIN FAULK.



RB RECEIVING YARDS IN PATRIOTS HISTORY

Player	Seasons	Receiving Yards
Kevin Faulk	1999-2011	3,701
James White	2014-present	3,184
Larry Garron	1960-68	2,502
Tony Collins	1981-87	2,356

RB TD RECEPTIONS IN PATRIOTS HISTORY

Player	Seasons	Receiving TDs
Larry Garron	1960-68	26
James White	2014-present	25
Kevin Faulk	1999-2011	15

300 CLUB

White tallied his 350th career regular season reception in his 74th game, tied for sixth-fewest games to reach 300 career receptions by a running back.

FEWEST GAMES TO REACH 350 RECEPTIONS/RB

Player	Team(s)	Games
Le'Veon Bell	Pittsburgh	70
Roger Craig	San Francisco	75
Reggie Bush	NO/MIA	81
LaDainian Tomlinson	San Diego	81
James Wilder	Tampa Bay	82
Larry Centers	Phoenix/Arizona Cardinals	74
James White	New England	86



PATRIOTS OFFENSIVE NOTES

PROLIFIC SCORING PACE

In 2018, White tied former Patriots RB Larry Garron for the most touchdown receptions by a Patriots running back in a single season.

SINGLE-SEASON RB TD RECEPTIONS IN PATRIOTS HISTORY

Player	Year	Receiving TDs
James White	2018	7
Larry Garron	1964	7
Billy Lott	1961	6

COPIOUS CATCHES

Since 2015, White leads all NFL running backs in receptions, receiving yards and receiving touchdowns by a running back.

RB RECEPTIONS SINCE 2015

Player	Team	Receptions
James White	New England	364
Alvin Kamara	New Orleans	326
Christian McCaffrey	Carolina	320
Duke Johnson Jr.	Cleveland/Houston	307
Le'Veon Bell	PIT/NYJ/KC	266

RB RECEIVING YARDS SINCE 2015

Player	Team	Receiving Yds
James White	New England	3,161
Duke Johnson Jr.	Cleveland/Houston	2,829
Alvin Kamara	New Orleans	2,824
Christian McCaffrey	Carolina	2,672

RBS WITH THE MOST RECEIVING TDS SINCE 2015

Player	Team	TDs
James White	New England	25
David Johnson	Arizona/Houston	17
Christian McCaffrey	Carolina	16
Kareem Hunt	Kansas City/Cleveland	16
Austin Ekeler	L.A. Chargers	16
Alvin Kamara	New Orleans	15

RECORD-SETTING SEASON

White had 87 receptions in 2018, team record for a running back in a single season.

MOST RECEPTIONS IN A SEASON BY A PATRIOTS RB

Player	Year	Receptions
James White	2018	87
Tony Collins	1986	77
James White	2019	72
Leroy Thompson	1994	65
James White	2016	60
Kevin Faulk	2008	58
James White	2017	56

RECEIVING YARDS RECORD

White occupies three of the top four spots for single season receiving yards by a Patriots running back.

MOST RECEIVING YARDS IN A SEASON BY A PATRIOTS RB

Player	Year	Receiving Yards
James White	2018	751
Tony Collins	1986	684
James White	2019	645
James White	2016	551

WHITE JOINS EXCLUSIVE GROUP

In 2018, White became the fourth running back in the Super Bowl era with at least 750 receiving yards and seven receiving touchdowns in a season, joining Gary Anderson (1986), Larry Centers (1996) and Marshall Faulk (2000 and 2001).

WHITE HAS CAREER DAY

White set career regular season highs with 10 receptions and 115 receiving yards vs. Philadelphia (12/06/15). He is the only Patriots running back with four games with 10 or more receptions.

MOST RECEPTIONS IN A GAME BY A RUNNING BACK IN PATRIOTS HISTORY

Player	Date	Opponent	Rec
Shane Vereen	12/08/13	Cleveland	12
Tony Collins	11/29/87	Philadelphia	11
Kevin Faulk	09/03/20	Tampa Bay	11
Leroy Thompson	11/13/94	Minnesota	11
James White	10/29/18	Buffalo	10
James White	10/04/18	Indianapolis	10
James White	10/01/17	Carolina	10
James White	12/06/15	Philadelphia	10
Tony Collins	11/16/86	L.A. Raiders	10

WHITE PLAYOFF NOTES

SUPER BOWL RECORD SETTER

White set a Super Bowl record with 14 receptions (110 yards) in Super Bowl LI.

MOST RECEPTIONS IN A SUPER BOWL

Player	Team	SB	Opponent	Rec.
James White	New England	LI	Atlanta	14
Demaryius Thomas	Denver	XLVII	Seattle	13
Dan Ross	Cincinnati	XVI	San Francisco	11
Jerry Rice	San Francisco	XXIX	San Diego	11
Wes Welker	New England	XLII	N.Y. Giants	11
Shane Vereen	New England	XLIX	Seattle	11

White also set a Super Bowl record by scoring 20 points with two rushing touchdowns, one touchdown reception and one two-point conversion.

MOST POINTS SCORED IN A SUPER BOWL

Player	Team	SB	Opponent	Points
James White	New England	LI	Atlanta	20
Roger Craig	San Francisco	XIX	Miami	18
Jerry Rice	San Francisco	XXIV	Denver	18
Ricky Watters	San Francisco	XXIX	San Diego	18
Terrell Davis	Denver	XXXII	Green Bay	18

MOST TOUCHDOWNS IN A SUPER BOWL

Player	Team	SB	Opponent	TDs
James White	New England	LI	Atlanta	3 (2 rush, 1 rec.)
Roger Craig	San Francisco	XIX	Miami	3 (2 rec., 1 rush)
Jerry Rice	San Francisco	XXIV	Denver	3 (3 rec.)
Ricky Watters	San Francisco	XXIX	San Diego	3 (2 rec., 1 rush)
Terrell Davis	Denver	XXXII	Green Bay	3 (3 rush)

WHITE TIES RECEPTIONS RECORD

White's 15 receptions in the 2018 Divisional Playoff win vs. L.A. Chargers tied Darren Sproles for most catches in a single playoff contest.

MOST RECEPTIONS IN A PLAYOFF GAME

Player	Team	Rd/Yr	Opponent	Receptions
James White	New England	Div/18	L.A. Chargers	15
Darren Sproles	New Orleans	Div/11	San Francisco	15
James White	New England	SB/16	Atlanta	14
J. Smith-Schuster	Pittsburgh	WC/20	Cleveland	13
T.Y. Hilton	Indianapolis	WC/13	Kansas City	13
Travis Kelcie	Kansas City	CON/20	Buffalo	13
Chad Morton	New Orleans	Div/00	Minnesota	13

LB JA'WHAUN BENTLEY

2020 ACCOMPLISHMENTS

- Bentley set single-season career-highs with 91 tackles and 1½ sacks in 2020.



Ja'Whaun and his family were homeless starting his freshman year of high school, living with one set of grandparents, then the other, then an aunt. Ja'Whaun and his brother slept on couches and floors at times over the course of several years. Once Ja'Whaun entered the NFL, he was able to secure permanent housing for his family.

CB STEPHON GILMORE

LOCK-DOWN DEFENDER

Gilmore tied for the NFL lead with six interceptions and led the NFL with 20 passes defended in 2019. The six interceptions marked a career-high and 20 passes defended matched the career-high 20 he had in 2018.

Selected to the Pro Bowl in 2020 for the fourth time in his NFL career.



2019 NFL INTERCEPTION LEADERS

Player	Team	Interceptions
Stephon Gilmore	New England	6
Tre'Davious White	Buffalo	6
Anthony Harris	Minnesota	6

2019 NFL PASSES DEFENSED LEADERS

Player	Team	Passes Defensed
Stephon Gilmore	New England	20
Carlton Davis	Tampa Bay	18
Logan Ryan	Tennessee	18
Tre'Davious White	Buffalo	17
Jamel Dean	Tampa Bay	17
Joe Haden	Pittsburgh	17
Jaire Alexander	Green Bay	17

MOST PASSES DEFENSED IN A SINGLE SEASON IN PATRIOTS HISTORY

Player	Passes Defensed
Ty Law (1998)	27
Asante Samuel (2006)	24
Maurice Hurst (1994)	23
Ty Law (2003)	23
Tyrone Poole (2003)	21
Stephon Gilmore (2019)	20
Stephon Gilmore (2018)	20

LEAGUE LEADER

Since entering the NFL in 2012, Stephon Gilmore is second in the NFL with 114 passes defended.

NFL PASSES DEFENSED LEADERS SINCE 2012

Player	Team	Passes Defensed
Janoris Jenkins	STL/NYG/NO	119
Stephon Gilmore	BUF/NE	114
Joe Haden	CLE/PIT	112
Darius Slay	DET/PHI	110
Johnathan Joseph	HOU/TEN	109

SERIOUS BALL SKILLS

Gilmore became the 11th player since 2000 to record back-to-back seasons with 20 or more passes defended.

CONSECUTIVE SEASONS - 20+ PASSES DEFENSED

Player	Team	Seasons
Stephon Gilmore	New England	2018 (20) & 2019 (20)
Kyle Fuller	Chicago	2017 (22) & 2018 (21)
Casey Howard	L.A. Chargers	2016 (20) & 2017 (22)
Marcus Peters	Kansas City	2015 (26) & 2016 (20)
Joe Haden	Cleveland	2013 (20) & 2014 (20)
Tramon Williams	Green Bay	2010 (20) & 2011 (22)
Leon Hall	Cincinnati	2008 (24) & 2009 (24)
Champ Bailey	Denver	2005 (23) & 2006 (21)
Marcus Trufant	Seattle	2003 (20) & 2004 (20)
Marcus Coleman	Houston	2002 (22) & 2003 (22)
Troy Vincent	Philadelphia	2000 (22) & 2001 (27)

GILMORE LEARNS FROM PATRIOTS PREDECESSORS

Stephon Gilmore may be one of the best cover corners in football, and recognizes the importance of the history of his position. "I'm a big history person. I like to know my history. I've watched the players who have played the game. I wouldn't be in the position I'm in now without those guys," Gilmore told the *Boston Herald*. As a player who appreciates the history of the game, Gilmore has placed emphasis on building relationships with former Patriots defensive backs and Pro Football Hall of Famers Ty Law and Mike Haynes.

2019 NFL DEFENSIVE PLAYER OF THE YEAR

THE FIRST PATRIOT TO WIN THE ACCOLADE



HAS EARNED FOUR PRO BOWL SELECTIONS AND WAS A UNANIMOUS ALL-PRO FIRST TEAM SELECTION IN 2019.

TIED FOR NFL LEAD WITH SIX INTERCEPTIONS AND LED THE NFL WITH 20 PASSES DEFENSED IN 2019.



PATRIOTS DEFENSIVE NOTES

LB DONT'A HIGHTOWER

WINNER ON MULTIPLE LEVELS

Dont'a Hightower (three Super Bowl championships and two national titles at Alabama) and Russell Maryland (two national championships at Miami and three Super Bowl Championships with Dallas) are the only two players in NFL history with at least two national championships and two Super Bowl wins.

MR. FEBRUARY



MR. FEBRUARY

Hightower has made two Super-Bowl altering plays during his career and was part of a record-setting performance in another. Head coach Bill Belichick referred to Hightower as "Mr. February" at the team's Super Bowl LIII ring ceremony.

In Super Bowl XLIX vs. Seattle, Hightower made a crucial tackle on Seahawks RB Marshawn Lynch at the 1-yard line the play before CB Malcolm Butler intercepted Seattle QB Russell Wilson to seal the victory in the waning moments.

New England trailed the Atlanta Falcons, 28-12, midway through the fourth quarter when Hightower strip-sacked Falcons QB Matt Ryan at the Atlanta 25-yard line. The fumble was recovered by the Patriots and the turnover led to a touchdown that helped spark the record comeback in Super Bowl LI.

Led a defensive unit in the Super Bowl LIII win over the L.A. Rams (2/3/19). Hightower recorded two sacks and a pass defended as part of a stifling defense that became the second team in Super Bowl history to hold its opponent to just three points.



DB J.C. JACKSON

WHAT TO LOOK FOR IN 2021

J.C. Jackson led the Patriots with nine interceptions in 2020. Asante Samuel set the team record for most interceptions in consecutive seasons with 16. Samuel picked off 10 passes in 2006 and six in 2007.

Jackson has 17 interceptions since 2018, second-most in the NFL over that span behind the 18 by Xavien Howard.

Jackson led the NFL with 11 takeaways in 2020. From 2019-20, Jackson had a total of 16 takeaways, tied with Ron Hall (1963-64) and Asante Samuel (2006-07) for the best two-year total in New England. The Patriots record for most takeaways in a three-year span is 22 by Ron Hall (1964-66 - (20 interceptions in two fumble recoveries).



ACTION JACKSON

J.C. Jackson recorded three interceptions as an undrafted rookie in 2018, five interceptions in 2019, and finished second in the NFL in 2020 with nine interceptions. His 17 interceptions are second-most in the NFL since the start of the 2018 season. Jackson led the NFL in 2020 with 11 total takeaways (nine interceptions and two fumble recoveries).

MOST INTERCEPTIONS SINCE 2018

Player	Team	Interceptions
Xavien Howard	Miami	18
J.C. Jackson	New England	17
Tyrann Mathieu	HOU/KC	12
Marcus Peters	LAR/BAL	12
Justin Simmons	Denver	12

EXCLUSIVE INT CLUB

Jackson became the fifth Patriot and first since Asante Samuel (2006-07) to net at least five interceptions in consecutive seasons. Jackson totaled five interceptions last year and had nine in 2020.

MOST CONSECUTIVE SEASONS WITH 5+ INTERCEPTIONS

Player	INTs (Year)	INTs (Year)	INTs (Year)
Ron Bolton	6 (1973)	7 (1974)	5 (1975)
Mike Haynes	8 (1976)	5 (1977)	6 (1978)
J.C. Jackson	5 (2019)	9 (2020)	
Raymond Clayborn	5 (1979)	5 (1980)	
Asante Samuel	10 (2006)	7 (2007)	

JACKSON SETS TEAM PICK RECORD

J.C. Jackson set a team record in the win over Baltimore (11/15) with an interception in his fifth consecutive game. Devin McCourty and Mike Haynes held the previous record with picks in four straight games.

MOST CONSECUTIVE GAMES WITH AN INT IN PATRIOTS HISTORY

- 5- **J.C. Jackson (10/18/20 – 11/15/20)**
- 4- Devin McCourty (09/08/19 – 09/29/19)
- 4 - Mike Haynes (11/07/76-11/28/76)

JACKSON TAKETH AWAY

With fumble recoveries in back-to-back contests in Weeks 3 & 4, followed by an interception in five consecutive games, Jackson had a takeaway in seven straight contests. That mark is a franchise record and is one short of the NFL record for most consecutive games with a takeaway.



PATRIOTS DEFENSIVE NOTES

MOST CONSECUTIVE GAMES WITH A TAKEAWAY (SINCE 1970 MERGER)

Player	Team	Season	Games
Mark Murphy	Washington	1980	8
Al Richardson	Atlanta	1981	8
J.C. Jackson	New England	2020	7
Chris Dishman	Houston Oilers	1991	7

J.C. HAS TAKEAWAY RECORD UNDER BELICHICK

DB Ron Hall set a Patriots franchise record in 1964 with 13 takeaways (11 interceptions & two fumble recoveries) in a single season. J.C. Jackson recorded nine interceptions and recovered two fumbles for an NFL-leading 11 takeaways in 2020. He passed CB Asante Samuel (10 interceptions) for the record for most takeaways in a single season under Bill Belichick as Patriots head coach. His nine interceptions were tied for third-most in a single season in team history.

MOST TAKEAWAYS BY A PATRIOT UNDER BILL BELICHICK

Player	Year	Takeaways	Interceptions	Fumble Recoveries
J.C. Jackson	2020	11	9	2
Asante Samuel	2006	10	10	0
Kyle Arrington	2011	8	7	1

MOST INTS IN A SINGLE SEASON IN PATRIOTS HISTORY

Player	Season	Interceptions
Ron Hall.....	1964.....	11
Asante Samuel.....	2006.....	10
J.C. Jackson.....	2020.....	9
Ty Law.....	1998.....	9
Ronnie Lippett.....	1986.....	8
Mike Haynes.....	1976.....	8

DB DEVIN McCOURTY

WHAT TO LOOK FOR IN 2021



Devin McCourty enters the 2021 season sixth all-time in New England history with 34 total takeaways. He needs six total takeaways in 2021 to join Raymond Clayborn (44), Fred Marion (42) and Ty Law (40) as the only players in team history with 40 total takeaways.

Devin McCourty enters 2021 tied with Ty Law for second-most Pro Bowl invitations as a Patriots defensive back with four. Only CB Mike Haynes (6) had more Pro Bowl nods as a Patriots defensive back.

McCourty enters 2021 tied with Mike Haynes for sixth place on the Patriots all-time list with 28 interceptions. He needs two picks in 2021 to join Ty Law (36), Raymond Clayborn (36) as the third Patriot to reach 30 interceptions.

Devin McCourty tied for fourth in the NFL with five interceptions in 2019, his third career season with five-plus interceptions. That mark tied Marcus Peters and Earl Thomas for most seasons with five-plus interception seasons since 2010. Additionally, McCourty's 28 regular season interceptions since he entered the league in 2010 are tied for the sixth-most in the NFL over that span.

McCourty enters 2021 having played in 171 career regular season games. If he plays in all 16 games in 2021 he will have played in the 10th-most games in New England history.

McCourty has 493 interception return yards in his regular season career and needs seven yards to become the third Patriot with 500 return yards



HAS STARTED EVERY GAME THAT HE HAS PLAYED.



FOUR-TIME PRO BOWL SELECTION

1 OF 7

PLAYERS IN NFL HISTORY TO START IN AT LEAST FIVE SUPER BOWLS

10 HAS BEEN VOTED A TEAM CAPTAIN 10 TIMES.

NFL INTERCEPTION LEADERS SINCE 2010

Player	Team(s)	Interceptions
Richard Sherman.....	SEA/SF.....	36
Reggie Nelson.....	CIN/OAK.....	31
Marcus Peters.....	KC/LAR/BAL.....	31
Earl Thomas III.....	SEA/BAL.....	30
Joe Haden.....	CLE/PIT.....	29
Devin McCourty.....	New England.....	28
Patrick Peterson.....	Arizona.....	28
Harrison Smith.....	Minnesota.....	28
Brent Grimes.....	ATL/MIA/TB.....	26
Aqib Talib.....	TB/NE/DEN/LAR/MIA.....	26
Janoris Jenkins.....	NY Giants/Stl/NO.....	26

MOST TAKEAWAYS IN PATRIOTS HISTORY

Player	Total Takeaways
Raymond Clayborn.....	44 (36 INT, 8 opp rec)
Fred Marion.....	42 (29 INT, 13 opp rec)
Ty Law.....	40 (36 INT, 4 opp rec)
Roland James.....	36 (29 INT, 7 opp rec)
Mike Haynes.....	35 (28 INT, 7 opp rec)
Devin McCourty.....	34 (28 INT, 6 opp rec)



PATRIOTS DEFENSIVE NOTES

2020 ACCOMPLISHMENTS

- McCourty entered the 2020 season in eighth place in franchise history with 26 interceptions and tied Maurice Hurst for seventh place with 27 after an interception return for a touchdown at Seattle on Sept. 20. He then tied Mike Haynes for sixth place with a pick vs. San Francisco (10/25).

THE MOST IMPORTANT ABILITY IS AVAILABILITY

McCourty has played the most defensive snaps since he entered the NFL in 2010 with 10,859 defensive snaps. Malcolm Jenkins (New Orleans and Philadelphia) is second with 10,817 defensive snaps.

MCCOUR-TD

DB Devin McCourty has four career touchdowns following return of a blocked field goal for a touchdown at L.A. Chargers (12/6/20) and his 43-yard interception return for a touchdown at Seattle (9/20/20). McCourty also had an 84-yard interception return for a touchdown at Buffalo in 2018 and a 104-yard kickoff return vs. N.Y. Jets in 2012.

DOUBLE TROUBLE

After being selected by the Patriots in the first round of the 2010 NFL Draft, Devin McCourty became part of a select group in league history. McCourty's identical twin brother, Jason, joined the Patriots in 2018 (now with Miami). The two became the 12th set of twins to play in the NFL. In the 2018 season opener, Devin and Jason became the first set of twins to play together on the same NFL team since 1926 when Gene and Tom Golsen suited up together for the Louisville Colonels.

Devin became the second twin to suit up for the Patriots, after CB Kato Serwanga was a member of the team from 1998-2000. His twin brother, Jason, played for San Francisco and Minnesota from 1999-2001. According to McCourty's mother, the two can only be told apart by tiny scars on their faces left by chickenpox.

IN GOOD COMPANY

Devin McCourty earned Associated Press All-Pro Second Team honors at safety in 2013 and 2016. He also earned Second Team All-Pro Honors as a rookie in 2010 when he played cornerback. McCourty joined Pro Football Hall of Famers Rod Woodson and Ronnie Lott as the only NFL players to earn All-Pro honors at both safety and cornerback.

BROTHERS IN ARMS

Devin and Jason McCourty have seen first-hand the effects of sickle cell disease. Both their aunt and uncle lived with the disease while their father carried the trait. Devin and Jason partnered with Embrace Kids Foundation to form their own "Tackle Sickle Cell" campaign aiming to educate the public, increase blood donations and raise money and awareness for the fight against sickle cell disease. Devin's work with the local Boston Children's Hospital has helped advance research of the disease with doctors now as close as they've ever been to a cure.





PATRIOTS SPECIAL TEAMS NOTES

P JAKE BAILEY

BAILEY SETS TEAM RECORD

Jake Bailey finished first in the NFL with 45.6 net yards per punt in 2020, a new single-season team record. The previous record was 41.5 by Zoltan Mesko in 2011. His gross punt average of 48.7 is also a team record, besting the 46.5 gross average by Mesko in 2011. His 45.6 net yards per punt is second all-time in NFL history in a single season to the 46.0 net average by Johnny Hekker in 2016 with the Rams.

DIMINISHING [PUNT] RETURNS

Bailey's punting in 2020 allowed a total of just 71 punt return yards on 12 returns. It is the fewest punt return yards allowed by the Patriots in team history and the sixth-fewest punt return yards allowed in a season in NFL history. The 12 punt returns allowed are second in NFL history and team history to the 11 by New England in 2008.

DB JUSTIN BETHEL

WHAT TO LOOK FOR IN 2021

Justin Bethel has reached double-digit special teams tackles in each of his nine NFL seasons, and will try to reach 10 straight in 2021. Bethel led the team with 14 special teams tackles.



K NICK FOLK

WHAT TO LOOK FOR IN 2021

Nick Folk finished the 2020 season with 26 consecutive made field goals. After missing his first two field goals of the season, Folk did not miss. It marks the second-longest field goal streak in team history and the longest streak in Folk's career. His previous best was 23 straight field goals in 2013 when he played for the New York Jets.

MOST CONSECUTIVE FIELD GOALS MADE/PATRIOTS HISTORY

Stephen Gostkowski	31
Nick Folk	26
Adam Vinatieri	25
Adam Vinatieri	23
Stephen Gostkowski	21

LOCAL LINEAGE

Nick Folk's mother is a direct descendant of William Bradford, a founder, settler and long-time governor of the Plymouth Colony settlement. Bradford was also a passenger on the *Mayflower's* original voyage to America.

FOLK'S HIGH CONVERSION RATE

Nick Folk finished the 2020 season 26-of-28 on field goal attempts for a conversion rate of 92.9. Folk previously had two seasons when with a field-goal conversion rate of at least 90 percent. He was 20-of-22 (90.9%) in 2008 with Dallas and 33-of-36 (91.7%) in 2013 with the New York Jets. The highest field-goal percentage in a season for the Patriots was 95.6 by Stephen Gostkowski in 2014, when he converted 35-of-37 field goals.

FOLK HERO

Folk kicked his second game-winning field goal as time expired, connecting on a 50-yard field goal against Arizona (11/29/20) to give the Patriots a 20-17 win. He had a 51-yard game-winning field goal as time expired at the New York Jets on Nov. 9, 2020 to give the Patriots a 30-27 victory. He is the first NFL kicker with two game-winning field goals as time expired in a single season. Overall, he has three game-winning field goals as time expired. He also kicked a 53-yard field game-winning field goal as time expired at Buffalo on Oct. 8, 2007, when he was a rookie with the Dallas Cowboys.

FOLK DIGS THE LONG BALL


Folk's 50-yard game-winning field goal vs. Arizona (11/29) was the second-longest game-winning field goal with no time left in Patriots history, behind the 51-yarder he hit at N.Y. Jets (11/9). The previous long was 48 yards by Adam Vinatieri in Super Bowl XXXVI vs. the St. Louis Rams.

WR GUNNER OLSZEWSKI

WHAT TO LOOK FOR IN 2021

Gunner Olszewski will attempt to become the first New England player to lead the NFL in two straight years in punt return average and the first NFL player since Devin Hester led the NFL in 2010 and 2011.

Olszewski will look to become the first NFL player to average 17.0-yards per punt return or more in back-to-back seasons. Devin Hester owns the best mark with a 17.1-yard average in 2010 followed by 16.2-yard average in 2011.



PUNT RETURN RECORD

WR Gunner Olszewski finished first in the NFL with a 17.3-yard punt return average (20 returns for 346 yards and one touchdown) in 2020. It is the highest return average in Patriots history and the second-highest in the NFL since 1970. Julian Edelman had the highest average in a season at 15.5 in 2012. Olszewski is the fourth Patriots player to lead the league in punt return average. Danny Amendola led the NFL with a 12.0-yard average in 2015, Troy Brown led in 2001 with a 14.2-yard average and Irving Fryar tied for the NFL lead with a 14.1-yard average in 1985.

HIGHEST PUNT RETURN AVERAGE IN A SINGLE SEASON (SINCE 1970 MERGER) (MIN. 20 RETURNS)

Player	Team	Season	PR Avg.
Leodis McKelvin	Buffalo	2012	18.7
Gunner Olszewski	New England	2020	17.3
Devin Hester	Chicago	2010	17.1

OLSZEWSKI SCORES FIRST NFL TD ON A PUNT RETURN

WR Gunner Olszewski scored his first NFL touchdown on a 70-yard punt return at the L.A. Chargers on Dec. 6, 2020. It was the first punt return for a touchdown for New England since WR Julian Edelman returned a punt 84 yards vs. Denver on Nov. 2, 2014. Olszewski's return came on the heels of an 82-yard punt return for a touchdown that was called back due to a penalty in the previous game.



PATRIOTS SPECIAL TEAMS NOTES

NO. 2 ON SINGLE GAME LIST

Olszewski finished with 145 punt return yards in the win at the L.A. Chargers (12/6/20), the second-most ever by a Patriot in a single game.

MOST PR YARDS IN A SINGLE GAME IN PATRIOTS HISTORY

Player	Game	PR Yards
Mike Haynes	vs. Buffalo - Nov. 7, 1976	156
Gunner Olszewski	at L.A. Chargers - Dec. 6, 2020	145

GUNNER GOES LONG TWICE

Olszewski scored on a 70-yard punt return touchdown and had a 61-yard return in the Patriots win at the L.A. Chargers on Dec. 6, 2020. He is the first player in Patriots history with two punt returns of at least 60 yards in a single game and the first NFL player to do so since Indianapolis RB Nyheim Hines had 84 and 71-yard punt return touchdowns vs. Carolina on Dec. 22, 2019. Before Olszewski, the two longest punt returns in a single game for the Patriots was Julian Edelman on Nov. 18, 2012, vs. Indianapolis with a 68-yard punt returned for a touchdown and a 49-yard return.

MULTIPLE LONG PUNT RETURNS IN A SINGLE GAME IN PATRIOTS HISTORY

Player	Opponent	Date	PR Yards	Returns
Gunner Olszewski	at L.A. Chargers	12/6/20	131	70t, 61
Julian Edelman	vs. Indianapolis	11/18/12	117	68, 49

GAME BALL TO GUNNER

Olszewski scored his first touchdown reception on a career-long 38-yard pass in the win at the L.A. Chargers on Dec. 6, 2020. Olszewski joined Julian Edelman (vs. Denver in 2014 and vs. Indianapolis in 2012), Stanley Morgan (vs. Baltimore in 1979) and Irving Fryar (vs. Indianapolis in 1985) as the only Patriots with a punt returned touchdown and a touchdown reception in the same game.

WR MATTHEW SLATER



WHAT TO LOOK FOR IN 2021

- Matthew Slater has earned an NFL record nine special teams Pro Bowl invitations and will look to add to that in 2021.

- Slater will enter his 14th season with the Patriots in 2021, tied with Stephen Gostkowski, Bruce Armstrong and Steve Nelson for the fourth-most in team history, behind the 15 by Troy Brown and Julius Adams, the 16 by Steve Grogan and the 20 by Tom Brady.

- Slater has played in 189 regular season games. If he plays in all 16 games in 2021 he will reach 205, the fourth-most in team history and will be one of five players to play in 200 regular season games for the Patriots.

2020 ACCOMPLISHMENTS

- Slater earned his ninth Pro Bowl invitation in 2020, extending his NFL record for most Pro Bowl selections as a special teamer. Slater is now tied with John Hannah (1976, 78-85) for second-most Pro Bowl selections as a Patriot with nine. Tom Brady holds the franchise record with 14.



HAS EARNED **9** SPECIAL TEAMS PRO BOWL INVITES, THE MOST FOR A SPECIAL TEAMS PLAYER IN NFL HISTORY

LONGEST TENURED PLAYER ON THE PATRIOTS.

1 of 10

SONS OF HALL OF FAMERS TO BE DRAFTED IN THE NFL

10

HAS BEEN VOTED A TEAM CAPTAIN FOR 10 STRAIGHT SEASONS.



LIKE FATHER LIKE SON

Slater is one of 10 sons of Hall of Fame members to be drafted in NFL history.

HALL OF FAME FATHERS WITH SONS DRAFTED IN THE NFL

- Jackie Slater (class of 2001) – son, Matthew Slater (NE)
- Bobby Bell (class of 1983) – son, Bobby Bell (NYJ)
- Tony Dorsett (class of 1994) – son, Anthony Dorsett (HOU)
- Bob Griese (class of 1990) – son, Brian Griese (DEN)
- Russ Grimm (class of 2010) – son, Cody Grimm (TB)
- Howie Long (class of 2000) – sons Chris Long (STL) and Kyle Long (CHI)
- Bruce Matthews (class of 2007) – son, Jake Matthews (ATL)
- Don Shula (class of 1997) – son, Mike Shula (TB)
- Kellen Winslow (class of 1995) – son, Kellen Winslow (CLE)

PATRIOTS SPECIAL TEAMS NOTES

PRO BOWL RECORD



Slater has earned nine Pro Bowl invitations (2011-17, 19-20) as a special teams player. He passed Steve Tasker (1987, 90-95) for the most special teams Pro Bowl honors in NFL history last year. Slater is also the only special teams player to earn seven consecutive Pro Bowls, which he did from 2011-17.

ALL-STAR COMBINATION

Slater was voted to the Pro Bowl for seven straight seasons from 2011-17 and two more from 2019-20. Those nine selections are two more than the seven that his father earned with the L.A. Rams. The Slater family's 16 combined Pro Bowls are the second-most among father-son contingents to have been voted to at least one Pro Bowl each.

MOST FATHER AND SON PRO BOWL SELECTIONS

Players	Pro Bowls
Archie (2), Peyton (14) and Eli Manning (4).....	20
Jackie (7) and Matthew Slater (9)	16

ELECTED TEAM LEADER

Slater has been named to nine Pro Bowls (2011-17, 19-20) for his special teams work, but perhaps more revealing of his value to New England is the fact that he was elected a captain by his teammates for the 10th straight season in 2020.

The special teams ace shared what it means to be a captain with high school football players in a story published by *The Boston Globe*. "You have to be able to put others before yourself. Being a captain and leadership is about serving, and to me, that means a great deal of sacrifice – putting aside personal agendas for the greater common goal. Leadership is equated with sacrifice. I think you have to be willing to do whatever it takes for the unit to succeed. I think you need to lead by example. A lot of times, it's about what you do, not what you say."

SLATER'S EMERGENCE WAS SPECIAL

Bill Belichick acknowledged Matthew Slater's role as a gunner on special teams: "Matt is one of the best in the league," Belichick said. "Any time the punt return team has to double somebody, that makes it one less guy they can use somewhere else in the return. He almost always draws two guys out there unless they're in an eight-man rush. Most of the time, there's two guys out there — fourth-and-short, where they're trying to protect the box — but he draws a lot of double teams, and deservedly so. He does an outstanding job of covering punts."

SLATER'S SCORE

During a 2007 game against Arizona State, UCLA's Matthew Slater returned a kickoff 89 yards for the final touchdown of his collegiate career. In the Patriots 16-10 win over Buffalo on Sept. 29, 2019, DB J.C. Jackson blocked a punt, which Slater returned 11 yards for his first NFL touchdown, 12 seasons after his last touchdown.





PATRIOTS PLAYOFF NOTES

ALL-TIME PLAYOFF RESULTS

The Patriots have compiled a 37-21 record in their 58 playoff games and their .638 playoff winning percentage is the best in NFL history among teams that have played at least 15 postseason games.

PATRIOTS PLAYOFF RECORD BY ROUND

Round	Record
First Round*	0-1
Wild Card Round	4-4
Divisional Round	16-6
AFC Championship	11-4
AFL Championship	0-1
Super Bowl	6-5
Total	37-21

*1982 Strike Season

ALL-TIME BEST NFL PLAYOFF RECORDS (MINIMUM 15 POSTSEASON GAMES)

Team	Wins	Losses	Win Pct.
New England	37	21	.638
San Francisco	32	21	.604
Green Bay	36	24	.600
Baltimore	16	11	.593
Pittsburgh	36	26	.581
OAK/L.A. Raiders	25	19	.568
Dallas	35	28	.556

MOST POSTSEASON WINS ALL-TIME

Team	Wins
New England Patriots	37
Green Bay Packers	36
Pittsburgh Steelers	36
Dallas Cowboys	35
San Francisco 49ers	32
Oakland Raiders	25

PATRIOTS IN THE PLAYOFFS

The Patriots have qualified for the playoffs 27 times in their 60-year history. Twenty-one of those playoff berths have come in the 27 seasons since Robert Kraft purchased the team in 1994, a dramatic contrast to the six total playoff berths the team earned in its first 34 years of existence. The Patriots have won 22 division crowns - 19 since Robert Kraft's purchase in 1994 and 17 in the last 19 seasons.

PATRIOTS PLAYOFF SEASONS (27)

Year	How Qualified	Seed	Rec.	Result
2019	Division Champions	3	0-1	Wild Card Round
2018	Division Champions	2	3-0	Super Bowl Champions
2017	Division Champions	1	2-1	AFC Champions
2016	Division Champions	1	3-0	Super Bowl Champions
2015	Division Champions	2	1-1	AFC Championship Game
2014	Division Champions	1	3-0	Super Bowl Champions
2013	Division Champions	2	1-1	AFC Championship Game
2012	Division Champions	2	1-1	AFC Championship Game
2011	Division Champions	1	2-1	AFC Champions
2010	Division Champions	1	0-1	AFC Divisional Round
2009	Division Champions	3	0-1	Wild Card Round
2007	Division Champions	1	2-1	AFC Champions
2006	Division Champions	4	2-1	AFC Championship Game
2005	Division Champions	4	1-1	AFC Divisional Round
2004	Division Champions	2	3-0	Super Bowl Champions
2003	Division Champions	1	3-0	Super Bowl Champions
2001	Division Champions	2	3-0	Super Bowl Champions
1998	Wild Card	6	0-1	Wild Card Round
1997	Division Champions	3	1-1	AFC Divisional Round
1996	Division Champions	2	2-1	AFC Champions
1994	Wild Card	5	0-1	Wild Card Round
1986	Division Champions	3	0-1	AFC Divisional Round
1985	Wild Card	5	3-1	AFC Champions
1982*	16-Team Format	7	0-1	First Round
1978	Division Champions	2	0-1	AFC Divisional Round
1976	Wild Card	4	0-1	AFC Divisional Round
1963	Division Champions	--	1-1	AFL Championship Game

*Strike Year | Bold indicates Kraft era

37-21 Record

PLAYOFF BERTHS UNDER KRAFT

New England has qualified for the playoffs 27 times in the team's 61-year history. The Patriots have earned 21 of those playoff berths in the 27 seasons since Robert Kraft purchased the team in 1994. New England has won 22 division crowns overall (21 AFC East crowns) and has qualified as a Wild Card team on four occasions (1976, '85, '94 and '98). The Patriots also qualified for the playoffs in 1982 as part of a 16-team tournament following a players' strike.



ANNUAL ACHIEVEMENT

The Patriots are also the only team to win more than half of their games in 19 straight seasons since the 1970 AFL-NFL merger, more than the 49ers (16 straight from 1983-98) and the Cowboys (16 straight from 1970-85).

The Patriots have now won nine or more games in 23 of the 27 seasons Robert Kraft has owned the team.

MOST CONSECUTIVE WINNING SEASONS (SINCE 1970 NFL MERGER)

Team	Years	Winning Seasons
New England	2001-19	19
San Francisco	1983-98	16
Dallas	1970-85	16
Oakland	1970-80	11

MOST CONSECUTIVE WINNING SEASONS ALL-TIME

Team	Years	Winning Seasons
Dallas	1966-85	20
New England	2001-19	19
San Francisco	1983-98	16
Oakland	1965-80	16
Chicago	1930-44	15
Green Bay	1934-47	14
Cleveland	1957-69	13

CONTINUED ADVANCEMENT

TEAMS TO WIN AT LEAST ONE PLAYOFF GAME IN CONSECUTIVE SEASONS

Team	Years	Consec. Seasons	Wins
New England	2011-18	8	16
Dallas	1991-96	6	12
Seattle	2012-16	5	8
New England	2003-07	5	11
Baltimore	2008-12	5	9
Philadelphia	2000-04	5	7
Green Bay	1993-97	5	9
Oakland	1973-77	5	7

2019 AFC EAST CHAMPIONS

The New England Patriots claimed the AFC East Division title for the 11th consecutive season and for the 19th time under Robert Kraft in 2019. New England joined the Atlanta Braves as the only franchises from the NFL, NBA, MLB or NHL to win at least 10 straight division titles. Atlanta won 14 consecutive division championships from 1991-2005.

DIVISION CHAMPIONSHIPS SINCE 1994

New England	19
Green Bay	14
Pittsburgh	14
Indianapolis	10



PATRIOTS PLAYOFF NOTES

PLAYOFF TRENDS SINCE 1970

PATRIOTS PLAYOFF TRENDS (SINCE 1970 NFL MERGER)

<i>All-Time (36-20)</i>	<i>Record</i>
vs. AFC.....	30-15
vs. NFC.....	6-5
Home.....	23-5
Away.....	7-10
Neutral.....	6-5
Leading at Halftime.....	27-4
Trailing at Halftime.....	6-14
Tied at Halftime.....	3-2
Leading After 3 Quarters.....	26-4
Tied After 3 Quarters.....	4-0
Trailing After 3 Quarters.....	6-16
Decided by 7 Points or Fewer.....	15-10
Decided by 3 Points or Fewer.....	7-4
When Scoring First.....	27-8
When Not Scoring First.....	9-12
Positive Turnover Ratio.....	22-1
Even Turnover Ratio.....	6-5
Negative Turnover Ratio.....	8-14
Winning or Even Penalty Ratio.....	27-5
Losing Penalty Ratio.....	9-15
With a 100-Yard Rusher.....	11-0
Without a 100-Yard Rusher.....	25-20
With a 100-Yard Receiver.....	19-8
Without a 100-Yard Receiver.....	17-12
When Allowing a 100-Yard Rusher.....	4-6
When Not Allowing a 100-Yard Rusher.....	32-14
When Allowing a 100-Yard Receiver.....	9-8
When Not Allowing a 100-Yard Receiver.....	27-12
With a 300-Yard Passer.....	12-4
Without a 300-Yard Passer.....	24-16
Allowing a 300-Yard Passer.....	8-3
Not Allowing a 300-Yard Passer.....	28-17

RECORD PLAYOFF PARTICIPATION

The Patriots played at least one postseason game for 11 straight seasons from 2009-19, the most consecutive seasons participating in a postseason game in NFL history.

MOST CONSECUTIVE SEASONS PARTICIPATING IN A PLAYOFF GAME

<i>Team</i>	<i>Consec. Seasons (Yrs)</i>
New England.....	11 (2009-19)
Dallas.....	9 (1975-83)
Indianapolis.....	9 (2002-10)
Dallas.....	8 (1966-73)
Green Bay.....	8 (2009-16)
L.A. Rams.....	8 (1973-80)
Pittsburgh.....	8 (1972-79)
San Francisco.....	8 (1983-90)

MOST PLAYOFF WINS IN A DECADE

The Patriots won 16 playoff games in the 2010's, a new record for the most playoff victories by any NFL team in a decade.

MOST PLAYOFF VICTORIES IN A DECADE

<i>Team</i>	<i>Decade</i>	<i>Playoff Wins</i>	<i>Championships</i>
New England	2010s	16	2014, 16, 18
New England	2000s	14	2001, 03, 04
Dallas	1970s	14	1971, 77
Pittsburgh	1970s	14	1974-75, 1978-79
San Francisco	1980s	13	1981, 84, 1988-89
Dallas	1990s	12	1992-93, 95
Washington	1980s	11	1982, 87
Buffalo	1990s	10	--
Philadelphia	2000s	10	-
Pittsburgh	2000s	10	2005, 08

SUSTAINED PLAYOFF SUCCESS

The Patriots won 12 playoff games from 2014-18, the NFL's highest playoff victory total over a five-season span.

MOST PLAYOFF VICTORIES IN A FIVE-YEAR SPAN

<i>Team</i>	<i>5-Year Span</i>	<i>Playoff Wins</i>	<i>SB Wins</i>
New England	2014-18	12	3
New England	2003-07	11	2
Dallas	1991-95	11	3
Dallas	1992-96	11	3
New England	2013-17	10	2
New England	2001-05	10	3
Pittsburgh	1974-78	10	3
Pittsburgh	1975-79	10	3

PATS REACH 50 PLAYOFF GAMES

The Patriots are one of six NFL teams with 50 or more postseason games played in their franchise's history.

MOST POSTSEASON GAMES PLAYED

<i>Team</i>	<i>Games Played</i>
Dallas.....	63
Pittsburgh.....	62
Green Bay.....	60
New England.....	58
San Francisco.....	53
Minnesota.....	51

PATRIOTS AT HOME IN THE PLAYOFFS

The Patriots are 23-5 (.821) at home in the playoffs in their history. Twenty-seven of the franchise's 28 home playoff games have taken place since Robert Kraft purchased the team in 1994. After Kraft bought the team, the Patriots won 11 consecutive home playoff games before experiencing a home loss.

PATRIOTS AT HOME IN THE PLAYOFFS (23-5)

<i>Date</i>	<i>Round</i>	<i>Opponent</i>	<i>W/L</i>	<i>Score</i>
01/04/20	AFC Wild Card	Tennessee	L	13-20
01/13/19	AFC Divisional	L.A. Chargers	W	41-28
01/21/18	AFC Championship	Jacksonville	W	24-20
01/13/18	AFC Divisional	Tennessee	W	35-14
01/22/17	AFC Championship	Pittsburgh	W	36-17
01/14/17	AFC Divisional	Houston	W	34-16
01/16/16	AFC Divisional	Kansas City	W	27-20
01/18/15	AFC Championship	Indianapolis	W	45-7
01/10/15	AFC Divisional	Baltimore	W	35-31
01/11/14	AFC Divisional	Indianapolis	W	43-22
01/20/13	AFC Championship	Baltimore	L	13-28
01/13/13	AFC Divisional	Houston	W	41-28
01/22/12	AFC Championship	Baltimore	W	23-20
01/14/12	AFC Divisional	Denver	W	45-10
01/16/11	AFC Divisional	N.Y. Jets	L	21-28
01/10/10	AFC Wild Card	Baltimore	L	14-33
01/20/08	AFC Championship	San Diego	W	21-12
01/12/08	AFC Divisional	Jacksonville	W	31-20
01/07/07	AFC Wild Card	N.Y. Jets	W	37-16
01/07/06	AFC Wild Card	Jacksonville	W	28-3
01/16/05	AFC Divisional	Indianapolis	W	20-3
01/18/04	AFC Championship	Indianapolis	W	24-14
01/10/04	AFC Divisional	Tennessee	W	17-14
01/19/02	AFC Divisional	Oakland	W	16-13 (OT)
12/28/97	AFC Wild Card	Miami	W	17-3
01/12/97	AFC Championship	Jacksonville	W	20-6
01/05/97	AFC Divisional	Pittsburgh	W	28-3
12/31/78	AFC Divisional	Houston	L	14-31



PATRIOTS PLAYOFF NOTES

HOME DOMINANCE

The Patriots have a 23-5 (.821) all-time record in home playoff games. The Patriots .821 winning percentage at home in the post-season is first among teams with at least 15 home playoff games and their 23 wins are the most. The Patriots are one of four teams with at least 20 playoff wins at home. Pittsburgh, Dallas and San Francisco have 21 home wins in the postseason.

BEST HOME PLAYOFF RECORDS

Team	Record	Win Pct.
New England	23-5.....	.821
Seattle	12-3.....	.800
Buffalo	12-3.....	.800
Las Vegas	19-5.....	.792
Denver.....	17-5.....	.773
Green Bay	20-6.....	.769

AT HOME IN THE PLAYOFFS

LONGEST CONSECUTIVE HOME PLAYOFF WINNING STREAKS

Team	Wins	Seasons
Green Bay	13.....	1939-2001
New England	11.....	1996-2008
Seattle	10.....	2005-16
New England	9.....	2013-18
Buffalo	9.....	1988-95
Washington	8.....	1942-83

PATRIOTS IN THE WILD CARD ROUND

WILD CARD PLAYOFF RESULTS (4-5)

Date	Round	Opponent	W/L	Score
01/04/20	AFC Wild Card	Tennessee	L	13-20
01/10/10	AFC Wild Card	Baltimore	L	14-33
01/07/07	AFC Wild Card	N.Y. Jets	W	37-16
01/07/06	AFC Wild Card	Jacksonville	W	28-3
01/03/99	AFC Wild Card	at Jacksonville	L	10-25
12/28/97	AFC Wild Card	Miami	W	17-3
01/01/95	AFC Wild Card	at Cleveland	L	13-20
12/28/85	AFC Wild Card	at N.Y. Jets	W	26-14
01/08/83*	First Round	at Miami	L	13-28

*16-Team Format

PATRIOTS IN THE DIVISIONAL ROUND

DIVISIONAL PLAYOFF RESULTS (16-6)

Date	Round	Opponent	W/L	Score
01/13/19	AFC Divisional	L.A. Chargers	W	41-28
01/13/18	AFC Divisional	Tennessee	W	35-14
01/14/17	AFC Divisional	Houston	W	34-16
01/16/16	AFC Divisional	Kansas City	W	27-20
01/10/15	AFC Divisional	Baltimore	W	35-31
01/11/14	AFC Divisional	Indianapolis	W	43-22
01/13/13	AFC Divisional	Houston	W	41-28
01/14/12	AFC Divisional	Denver	W	45-10
01/16/11	AFC Divisional	N.Y. Jets	L	21-28
01/12/08	AFC Divisional	Jacksonville	W	31-20
01/14/07	AFC Divisional	at San Diego	W	24-21
01/14/06	AFC Divisional	at Denver	L	13-27
01/16/05	AFC Divisional	Indianapolis	W	20-3
01/10/04	AFC Divisional	Tennessee	W	17-14
01/19/02	AFC Divisional	Oakland	W	16-13 (OT)
01/03/98	AFC Divisional	at Pittsburgh	L	6-7
01/05/97	AFC Divisional	Pittsburgh	W	28-3
01/04/87	AFC Divisional	at Denver	L	17-22
01/05/86	AFC Divisional	at L.A. Raiders	W	27-20
12/31/78	AFC Divisional	Houston	L	14-31
12/18/76	AFC Divisional	at Oakland	L	21-24
12/28/63	AFC Divisional	at Buffalo	W	26-8

PATRIOTS IN THE AFC TITLE GAME

AFC CHAMPIONSHIP GAME RESULTS (11-4)

Date	Round	Opponent	W/L	Score
01/20/19	AFC Championship at	Kansas City	W	37-31 (OT)
01/21/18	AFC Championship	Jacksonville	W	24-20
01/22/17	AFC Championship	Pittsburgh	W	36-17
01/24/16	AFC Championship at	Denver	L	18-20
01/18/15	AFC Championship	Indianapolis	W	45-7
01/19/14	AFC Championship at	Denver	L	16-26
01/20/13	AFC Championship	Baltimore	L	13-28
01/22/12	AFC Championship	Baltimore	W	23-20
01/20/08	AFC Championship	San Diego	W	21-12
01/21/07	AFC Championship at	Indianapolis	L	34-38
01/23/05	AFC Championship at	Pittsburgh	W	41-27
01/18/04	AFC Championship	Indianapolis	W	24-14
01/27/02	AFC Championship at	Pittsburgh	W	24-17
01/12/97	AFC Championship	Jacksonville	W	20-6
01/12/86	AFC Championship at	Miami	W	31-14

PATRIOTS IN THE SUPER BOWL

SUPER BOWL RESULTS (6-5)

Date	Round	Opponent	W/L	Score
02/03/19	Super Bowl LIII	L.A. Rams	W	13-3
02/04/18	Super Bowl LII	Philadelphia	L	33-41
02/05/17	Super Bowl LI	Atlanta	W	34-28 (OT)
02/01/15	Super Bowl XLIX	Seattle	W	28-24
02/05/12	Super Bowl XLVI	N.Y. Giants	L	17-21
02/03/08	Super Bowl XLII	N.Y. Giants	L	14-17
02/06/05	Super Bowl XXXIX	Philadelphia	W	24-21
02/01/04	Super Bowl XXXVIII	Carolina	W	32-29
02/03/02	Super Bowl XXXVI	St. Louis	W	20-17
01/26/96	Super Bowl XXXI	Green Bay	L	21-35
01/26/86	Super Bowl XX	Chicago	L	10-46

WRAPPING IT UP

The Patriots clinched the division title for the 22nd time in their history in 2019. It was the 11th consecutive year that the Patriots won the division.

DIVISION-CLINCHING GAMES

Year	Date Clinched	Opponent	Score	Record	2nd Place
2019	12/21/19	BUF	24-17	12-4	BUF (10-6)
2018	12/23/18	BUF	24-12	11-5	MIA (7-9)
2017	12/17/17	at PIT	27-24	13-3	BUF (9-7)
2016	12/18/16	at DEN	16-3	14-2	MIA (10-6)
2015	12/13/15	at HOU	27-6	12-4	NYJ (10-6)
2014	12/14/14	MIA	41-13	12-4	BUF (9-7)
2013	12/15/13	at BAL	41-7	12-4	NYJ (8-8)
2012	12/02/12	at MIA	23-16	12-4	MIA (7-9)
2011	12/18/11	at DEN	41-23	13-3	NYJ (8-8)
2010	12/26/10	at BUF	34-3	14-2	NYJ (11-5)
2009	12/27/09	JAX	35-7	10-6	NYJ (9-7)
2007	11/25/07	PHI	31-28	16-0	BUF (7-9)
2006	12/24/06	at JAX	24-21	12-4	NYJ (10-6)
2005	12/17/05	TB	28-0	10-6	MIA (9-7)
2004	12/12/04	CIN	35-28	14-2	NYJ (10-6)
2003	12/07/03	MIA	12-0	14-2	MIA (10-6)
2001	01/06/02@	at CAR	38-6	11-5	MIA (11-5)
1997	12/22/97@	at MIA	14-12	10-6	MIA (9-7)
1996	12/15/96	at DAL	6-12	11-5	BUF (10-6)
1986	12/22/86@	at MIA	34-27	11-5	NYJ (10-6)
1978	12/10/78	BUF	26-24	11-5	MIA (11-5)
1963	12/28/63*	at BUF	26-8	7-6-1	BUF (7-6-1)

@Season Finale

*Division-deciding AFL playoff in Buffalo, N.Y.



PATRIOTS PLAYOFF NOTES

EIGHT STRAIGHT AFC CHAMP. GAMES

The Patriots advanced to the AFC Championship for the eighth straight season in 2018, the most consecutive conference title game appearances by any team in NFL history.

MOST CONSECUTIVE CONFERENCE CHAMPIONSHIP GAME APPEARANCES SINCE 1970 MERGER

Team	Years	Results
New England (8) 2011-18 ... (5-3)	W, L, L, W, L, W, W, W
Oakland (5) 1973-77 (1-4) L, L, L, W, L
Philadelphia (4) 2001-04 (1-3) L, L, L, W
Buffalo (4) 1990-93 (4-0) W, W, W, W
Dallas (4) 1970-73 (2-2) W, W, L, L
Dallas (4) 1992-95 (3-1) W, W, L, W
Kansas City (3) 2018-20 (2-1) L, W, W
San Francisco (3) 2011-13 (1-2) L, W, L
Dallas (3) 1980-82 (0-3) L, L, L
Green Bay (3) 1995-97 (2-1) L, W, W
Miami (3) 1971-73 (3-0) W, W, W
Pittsburgh (3) 1974-76 (2-1) W, W, L
San Francisco (3) 1992-94 (1-2) L, L, W
San Francisco (3) 1988-90 (2-1) W, W, L
St. Louis (3) 1974-76 (0-3) L, L, L

PATRIOTS MOST BYES SINCE 2001

The Patriots secured a first round playoff bye in 2018 for the 13th time since 2001 — a feat unmatched by any team in the NFL in the last 18 years.

MOST PLAYOFF BYES SINCE 2001

Team	Playoff Byes
New England 13
Denver 5
Pittsburgh 5
Atlanta 4
Chicago 4
Philadelphia 4

MOST BYES SINCE 1990

The Patriots lead the NFL with 14 first-round byes since the current NFL playoff format was instituted in 1990. The Patriots earned a first-round bye for nine straight seasons from 2010-18, becoming the first team in NFL history to do so. Dallas and San Francisco earned four straight byes from 1992-95 and Denver had four straight from 2012-15.

MOST BYES SINCE 1990

Team	Playoff Byes
New England 14
Pittsburgh 9
San Francisco 9
Denver 8

TITLE TOWN

The Patriots extended their mark to 11 straight division titles in 2019. They joined the Atlanta Braves (14) as the only franchises from the NFL, NBA, MLB or NHL to win at least 10 straight division titles. The New York Yankees (1998-2006), Colorado Avalanche (1995-2003), LA Lakers (1982-90) and Boston Celtics (1957-65) are the teams from the other major four sports that have streaks of nine straight titles.

MOST CONSECUTIVE NFL DIVISION TITLES

Team	Division	Titles	Years
New England	AFC East	11	2009-19
L.A. Rams	NFC West	7	1973-79
Pittsburgh	AFC Central	6	1974-79
Minnesota	NFC Central	6	1973-78
Dallas	NFL Capitol/NFC East	6	1966-71
Cleveland	American/Eastern Conf.	6	1950-55
New England	AFC East	5	2003-07
Kansas City	AFC West	5	2016-20
Denver	AFC West	5	2011-15
Indianapolis	AFC South	5	2003-07
Dallas	NFC East	5	1992-96
San Francisco	NFC West	5	1986-90
Chicago	NFC Central	5	1984-88
Oakland	AFC West	5	1972-76

The Patriots won the AFC East for 11 straight seasons from 2009-19, besting the five straight the team won from 2003-07 for the longest streak in AFC East division history. The Patriots have also won 17 of the last 19 division crowns overall and 19 division titles in the 26 seasons since Robert Kraft bought the team in 1994.

MOST CONSECUTIVE AFC EAST TITLES

Team	Streak	Years
New England 11	2009-19
New England 5	2003-07
Buffalo 4	1988-91
Miami 4	1981, 83-85*
Miami 4	1971-74
Baltimore Colts 3	1975-77
Buffalo Bills 3	1964-66@

*Due to 1982 strike, the NFL played just a nine-game season and the standings were not divided into divisions that season.

@AFL

ALL-TIME SUPER BOWL BERTHS

The Patriots advanced to their 11th Super Bowl in the 2018 season, a total that is the most in NFL history.

MOST SUPER BOWL APPEARANCES

Team	Super Bowls
New England 11
Dallas 8
Denver 8
Pittsburgh 8
San Francisco 7
GB, NYG, OAK, WAS, MIA 5



PATRIOTS REFERENCE NOTES

CONSECUTIVE WINNING SEASONS

The Patriots have 34 seasons in which the team has finished above .500 since the 1970 merger, second only to the Pittsburgh Steelers with 37. New England also led the NFL with 19 consecutive winning seasons (2001-19).

MOST CONSECUTIVE SEASONS AT .500 OR BETTER

Team	Seasons	Consecutive Seasons
Dallas	1965-85	21
New England	2001-19	19
Cleveland	1957-73	17

STRONG IN THE SECOND HALF

Since 2001, the Patriots have done a remarkable job of finishing the season strong, compiling an NFL-best 117-38 (.755) record in games on or after Thanksgiving.

PATRIOTS BEFORE AND AFTER THANKSGIVING SINCE 2001

Season	Pre-Thanksgiving	Post-Thanksgiving	Overall
2001	5-5 (.500)	9-0 (1.000)	14-5*
2002	6-5 (.545)	3-2 (.600)^	9-7
2003	9-2 (.818)	8-0 (1.000)	17-2*
2004	9-1 (.900)	8-1 (.889)	17-2*
2005	6-4 (.600)	5-3 (.625)	11-7*
2006	7-3 (.700)	7-2 (.777)	14-5*
2007	10-0 (1.000)	8-1 (.889)	18-1*
2008	7-4 (.636)	4-1 (.800)	11-5
2009	7-3 (.700)	3-4 (.429)	10-7*
2010	8-2 (.800)	6-1 (.857)^	14-3*
2011	7-3 (.700)	8-1 (.889)	15-4*
2012	7-3 (.700)	6-2 (.750)^	13-5*
2013	8-3 (.727)	5-2 (.833)	13-5*
2014	9-2 (.818)	6-2 (.750)	15-4*
2015	10-0 (1.000)	3-5 (.375)	13-5*
2016	8-2 (.800)	9-0 (1.000)	17-2*
2017	8-2 (.800)	7-2 (.777)	15-4*
2018	7-3 (.700)	7-2 (.778)	14-5*
2019	10-1 (.909)	2-4 (.333)	12-5*
2020	4-6 (.400)	3-3 (.500)	7-9
Totals	152-54 (.738)	117-38 (.755)	269-92

*-Includes playoffs ^Includes games played on Thanksgiving

BEST RECORDS ON OR AFTER THANKSGIVING SINCE 2001 (INCLUDING PLAYOFFS)

Team	W	L	T	Pct.
New England	117	38	0	.755
Pittsburgh	91	50	0	.645
Green Bay	91	52	0	.636
Baltimore	83	54	0	.606
Philadelphia	83	57	0	.593

FORCING THE ISSUE

The Patriots lead the NFL with a plus-228 turnover margin since 1994.

NFL TURNOVER MARGIN SINCE 1994

New England	+228
Kansas City	+161
Green Bay	+117

SHARP AT GILLETTE

The Patriots not only have the best home record at their home stadium in the NFL since 1970, but the club also owns three 20-game home win streaks in Gillette Stadium history: a 20-game regular season win streak from 2008-11 and two 21-game win streaks that includes the playoffs.

Gillette STADIUM

HIGHEST HOME WINNING PERCENTAGE SINCE 1970 (MINIMUM 25 GAMES)

Team	Stadium	W-L-T	Win Pct.
New England	Gillette Stadium	126-26-0	.829
Miami	Orange Bowl	101-22-1	.819
Minnesota	Metropolitan Stadium	64-23-1	.733
Pittsburgh	Heinz Field	116-43-1	.728
Pittsburgh	Three Rivers Stadium	169-67-0	.716
Denver	Mile High Stadium	167-66-4	.715
Baltimore	MT&T Bank Stadium	131-53-0	.712
Seattle	Century Link	106-46-0	.697

LONGEST HOME WINNING STREAK/PATRIOTS HISTORY (REGULAR SEASON ONLY)

Streak	First Win	Last Win
20	Dec. 21, 2008	Oct. 16, 2011
18	Oct. 22, 2017	Nov. 24, 2019
18	Dec. 29, 2002	Sept. 8, 2005
16	Dec. 30, 2012	Dec. 28, 2014
12	Nov. 26, 2006	Sept. 7, 2008
10	Sept. 18, 1976	Oct. 30, 1977

LONGEST HOME WINNING STREAK/NFL HISTORY (REGULAR SEASON)

Streak	Team
27	Miami (1971-74)
25	Green Bay (1995-98)
24	Denver (1996-98)
20	New England (2008-11)
20	Green Bay (1928-32)

LONGEST HOME WINNING STREAK/PATRIOTS HISTORY (REGULAR SEASON AND POSTSEASON)

Streak	First Win	Last Win
21	Oct. 22, 2017	Nov. 24, 2019
21	Dec. 29, 2002	Sept. 8, 2005

LONGEST HOME WINNING STREAK/NFL HISTORY (REGULAR SEASON AND POSTSEASON)

Streak	Team
31	Miami (1971-74)
29	Green Bay (1995-98)
21	New England (2017-19)
21	New England (2002-05)
20	Green Bay (1929-32)

TOP OFFENSE

The Patriots finished in the top-10 in offense for seven straight seasons (2007-13), third behind the San Francisco 49ers with 15 (1982-96) and the 11 straight by New Orleans (2006-16)



PATRIOTS REFERENCE NOTES

TOP-10 OFFENSE

Since the 1970 merger, the Patriots offense has finished with a top-10 ranking 23 times, including 13 times under Bill Belichick.

TOP-10 OFFENSE UNDER BILL BELICHICK

Year	Rank	Yards per Game
2018.....	5.....	393.4
2017.....	1.....	394.2
2016.....	4.....	386.3
2015.....	6.....	374.4
2013.....	7.....	384.5
2012.....	1.....	427.9
2011.....	2.....	428.0
2010.....	8.....	363.8
2009.....	3.....	397.3
2008.....	5.....	365.4
2007.....	1.....	411.3
2005.....	7.....	352.0
2004.....	7.....	411.3

BEND DON'T BREAK

The Patriots finished first in the NFL in total defense for the first time in team history in 2019 and first in points allowed for the third time in team history.

PATRIOTS DEFENSIVE RANKINGS SINCE 2000

Year	Avg. Points Allowed	Avg. Yds Allowed
2020.....	22.1 (7).....	353.8 (15)
2019.....	14.0 (1).....	275.9 (1)
2018.....	20.3 (7).....	359.1 (21)
2017.....	18.5 (5).....	366.0 (29)
2016.....	15.6 (1).....	326.4 (8)
2015.....	19.7 (10).....	339.4 (9)
2014.....	19.5 (8).....	344.1 (13)
2013.....	21.1 (10).....	373.1 (26)
2012.....	20.7 (9t).....	373.3 (25)
2011.....	21.4 (15).....	411.1 (31)
2010.....	19.6 (8).....	365.5 (25)
2009.....	17.8 (5).....	320.2 (11)
2008.....	19.3 (8).....	309.0 (10)
2007.....	17.1 (4).....	288.3 (4)
2006.....	14.8 (2).....	294.4 (6)
2005.....	21.1 (17).....	330.2 (26)
2004.....	16.3 (2t).....	310.6 (9)
2003.....	14.9 (1).....	291.6 (7)
2002.....	21.6 (17).....	336.1 (23)
2001.....	17.0 (6).....	334.5 (24)
2000.....	21.1 (17).....	334.6 (20)

IN A RUSH FOR THE END ZONE

Since 2003, the Patriots and Saints are the only teams to average at least one rushing touchdown per game. The Patriots have 315 rushing touchdowns in 288 games.

MOST RUSHING TOUCHDOWNS SINCE 2003 (REGULAR SEASON ONLY)

Team	Rush TDs since 2003
New England.....	315
New Orleans.....	293

HISTORIC SCORING CLIP

The Patriots had a historic scoring output over a three-game span in October and November 2014. New England tied a team record by scoring 40 or more points in three consecutive games from Oct. 26 to Nov. 16. The Patriots also scored 40 or more in three straight games in 2007. The Patriots have scored 40 or more points 62 times in team history, including 35 times since Bill Belichick became head coach in 2000, and 19 times since 2010.

MOST CONSECUTIVE GAMES WITH 40+ POINTS IN PATRIOTS HISTORY

Gm	Year	Game 1	Game 2	Game 3
3	2014	10/26/14 (51-23 v. CHI)	11/02/14 (43-21 v. DEN)	11/16/14 (42-20 @ IND)
3	2007	10/14/07 (48-27 @ DAL)	10/21/07 (49-28 @ MIA)	10/28/07 (52-7 v. WAS)
2	1962	09/21/62 (41-16 v. DEN)	10/06/62 (43-14 @ NYT)	
2	2002	09/15/02 (44-7 @ NYJ)	09/22/02 (41-38 v. KC)	
2	2008	12/14/08 (49-26 @ OAK)	12/21/08 (47-7 v. ARZ)	
2	2010	11/25/10 (45-24 @ DET)	12/06/10 (45-3 v. NYJ)	
2	2012	11/18/12 (59-24 v. IND)	11/22/12 (49-19 @ NYJ)	
2	2015	09/20/15 (40-32 @ BUF)	09/27/15 (51-17 vs. JACK)	

SCORING FLURRY

The Patriots scored three touchdowns in a 57-second span during the final two minutes of the first half against Chicago on Oct. 26, 2014, turning a 17-7 lead into a 38-7 cushion. It was the fastest three-touchdown flurry in the NFL since the Patriots had three touchdowns in 52 seconds against the New York Jets on Nov. 22, 2012. The Patriots are one of three teams to score three touchdowns in under a minute since the 1970 merger, and are the only team to have achieved the feat twice.

NFL TEAMS TO SCORE THREE TDS IN LESS THAN ONE MINUTE

Team	Opponent	Date
New England.....	Chicago.....	10/26/14
New England.....	N.Y. Jets.....	11/22/12
Seattle.....	Minnesota.....	09/29/02
Atlanta.....	Carolina.....	10/04/98

HOW THE PATRIOTS SCORED THREE TOUCHDOWNS IN 57 SECONDS:

- Rob Gronkowski caught a 2-yard touchdown pass from Tom Brady with 1:57 left in the first half to make the score 24-7 and cap off a 10-play, 80-yard drive.
- After the Patriots defense forced a three-and-out, a 42-yard Julian Edelman punt return gave New England possession at the Chicago 9-yard line, and Brady found Brandon LaFell for a 9-yard touchdown on the next play to give the Patriots a 31-7 lead with 1:07 left in the first half.
- On the Bears first play following the LaFell touchdown, Zach Moore forced a Jay Cutler fumble that was recovered by Rob Ninkovich and returned for a 15-yard touchdown that gave the Patriots a 38-7 Patriots lead with 55 seconds left in the first half.

COMEBACKS FOR THE AGES

The Patriots have staged two historic come-from-behind victories over the past several seasons:

Belichick coached the Patriots back from a 25-point deficit to win Super Bowl LI. A comeback of that magnitude is extremely rare. There had been 2,656 games in which a team led by 25 points or more in NFL history, including the postseason. Teams leading by 25 had recorded 2,647 wins, seven losses and two ties, a winning percentage of .997.

New England came back from a 24-point deficit to defeat the Broncos, 34-31, in overtime in a Sunday Night Football matchup on Nov. 24, 2013, marking the largest regular season comeback win in team history, after trailing 24-0 at halftime.

New England's previous best comeback win was from a 23-0 deficit to win, 38-23, vs. Seattle (09/16/84). The Patriots also came back from 22 points down to win at the New York Giants, 23-22 (12/21/96). The Patriots have come from 21 points down to win four times, most recently vs. Buffalo (01/01/12).



PATRIOTS FOOTBALL NETWORK

The Patriots Football Network (PFN) is the full portfolio of media offerings from the six-time Super Bowl Champion New England Patriots. PFN provides Patriots content produced both in-house and with media partners spanning print, television, radio and the Internet.

PATRIOTS ALL ACCESS

The Emmy Award-winning "Patriots All-Access" airs weekly throughout the season on WBZ-TV Channel 4 in Boston and regional affiliates in Hartford, Providence, Springfield, Burlington, Portland and Bangor. "Patriots All-Access" features exclusive behind-the-scenes access and in-depth weekly features on Patriots players and personnel. Hosted by WBZ's Steve Burton, the show features weekly sit-downs with Bill Belichick including the popular "Belestrator" segment where the coach breaks down upcoming opponents with Scott Zolak.

"Patriots All-Access" airs Fridays from 7-8 p.m. on **WBZ-TV** and Sunday from 9-10 a.m. on **myTV38** in Boston. **Check local listings for airtime.**

PATRIOTS THIS WEEK

Insider information. Passionate debate. Timely analysis. That's what "Patriots This Week" delivers. The show, hosted by Bob Socci with former Patriots Scott Zolak and Levin Reid, is a fast-paced, half-hour of football talk. From breaking down the previous contest to game planning the next opponent, there's no better way to get ready for football than "Patriots This Week" — every Friday night at 10:30 p.m. on NBC Sports Boston.

PATRIOTS.COM

NEWS

Patriots.com features daily updates and exclusive content from the writers of Patriots Football Weekly, offering everything from breaking news to player features and the popular "Unfiltered Q&A" postings.

VIDEO

The Patriots offer video ready for any device with a screen. Live video includes every Bill Belichick and player press conference, the Dunkin' pregame and postgame shows and other events such as special episodes of Patriots All-Access and the Patriots Hall of Fame induction ceremony. On demand video ranges from daily news updates, special features, player interviews, game highlights and Patriots Cheerleaders. Video offerings also include exclusive content such as postgame locker room celebrations and "Belichick Breakdowns" where coach gives his unique insight into opponents and plays.

AUDIO

Live, original radio shows and on demand podcasts produced from the studios at Gillette Stadium are available on Patriots.com, the Patriots app, TuneIn Radio, iTunes and other podcast platforms. The line-up includes "Patriots Unfiltered," the team's flagship show featuring the writers from Patriots.com and "Patriots Playbook" with John Rooke. Also, "Pats from the Past" has Patriots Hall of Fame Executive Director Bryan Morry and Matt Smith, Patriots Executive Producer, sitting down for extended conversations with former Patriots. Morry and Smith's combined 40 years of experience with the team makes for great interviews with fan favorites over the decades.

Additional audio content includes every press conference and conference call, player interviews, Training Camp-cast, Patriots Roster Report, Patriots Prospect Reports and special live NFL Draft shows. Wherever there's a speaker, there's Patriots audio, anytime, anywhere. Check Patriots.com for in-season and out-of-season schedules.

PHOTOS

The Patriots in-house photographers produce the largest selection of Patriots game action and behind-the-scenes photos in the world. Hundreds of player and cheerleader galleries will keep you clicking!

PATRIOTS SOCIAL MEDIA

The Patriots social media channels bring the fans closer to the team with unmatched behind-the-scenes access. From press releases and roster transactions to action photos and exclusive videos, the Patriots social media accounts are a must follow for all Patriots fans. The Patriots are active on multiple platforms, providing on-field statistics and milestones, off-the-field lifestyle content as well as information, news and updates. Follow the team's official accounts: Facebook (NewEnglandPatriots), Twitter (@patriots), Instagram (@patriots), Snapchat ('patriots'), YouTube (patriots), Google+ (+patriots) Pinterest (patriots) and TikTok (patriots).

PATRIOTS MONDAY ON WEEI

WEEI Sports Radio broadcasts Patriots Monday each week, offering fans unique insight and analysis from Bill Belichick and Patriots players. WEEI will broadcast Patriots Monday each week, kicking off with "The Greg Hill Show" at 6 a.m., followed by Andy Gresh and Rich Keefe at 10 a.m. and Lou Merloni and Christian Fauria from 2 to 6 p.m.

PATRIOTS FRIDAY ON WEEI

WEEI also broadcasts Patriots Friday each week, offering fans a look ahead at the weekend's game, match ups and rivalries. Various Patriots players will be featured on air. WEEI will broadcast Patriots Fridays each week throughout the season with.

98.5 THE SPORTS HUB PATRIOTS RADIO NETWORK



FLAGSHIP STATION OF THE NEW ENGLAND PATRIOTS

98.5 The Sports Hub is the Patriots flagship station, broadcasting every Patriots game across its radio network and featuring broadcasting duo Bob Socci and Scott Zolak. Three hours prior to kickoff, during halftime and after the game, Marc Bertrand and Chris Gasper will be serving up all the timely news and notes, while Jim Murray will join Bertrand for the postgame news, including live sound from the postgame press conferences.

FLAGSHIP STATION

WBZ-FM Boston 98.5 FM

MASSACHUSETTS

WBZ-FM	Boston	98.5 FM
WAQY	Springfield	102.1 FM
WBEC	Pittsfield	1420 AM
WPKZ	Fitchburg	1280 AM/105.3 FM
WNAW	North Adams	1230 AM
WBSM	New Bedford	1420 AM
WPVQ	Greenfield	95.3 FM
WSAR	Fall River	1480 AM
WWFX	Worcester	100.1 FM
WXTK	Hyannis	95.1 FM
WMRC	Milford	103.1 FM/1490 AM
WBOQ	Gloucester	104.9 FM

MAINE

WBLM	Portland	102.9 FM
WEBB	Augusta	98.5 FM
WWMJ	Bangor	92.9 FM
WOZI	Presque Isle	101.9 FM

CONNECTICUT

WTIC	Hartford	1080 AM
WINY	Putnam	1350 AM
WGCH	Greenwich	1490 AM/105.5 FM

NEW HAMPSHIRE

WFNQ	Nashua	106.3 FM
WPKQ	North Conway	103.7 FM
WSAK	Hampton	102.1 FM
WSHK	Portsmouth/Dover	105.3 FM
WNNH	Concord	99.1 FM
WLNH	Laconia	98.3 FM
WINQ	Keene	98.7 FM
WTSV	Claremont	94.3, 94.5 FM/ 1230 AM

VERMONT

WCPV	Burlington	101.3 FM
WDEV	Waterbury	550 AM/96.1 FM
WLVB	Morrisville	93.9 FM
WDVT	Rutland	94.5 FM
WINQ	Brattleboro	1490 AM

RHODE ISLAND

WPRO	Providence	630 AM
WEAN	Providence	99.7 FM

NEW YORK

WHTK	Rochester	1280 AM
------	-----------	---------