



CAROLINA PANTHERS VS NEW ENGLAND PATRIOTS



WEEK 9

NOVEMBER 7, 2021 • 1:00 P.M. ET
CHARLOTTE, N.C. • BANK OF AMERICA STADIUM

THE MATCHUP

- The Carolina Panthers return home following back-to-back road trips for a Week 9 matchup with the New England Patriots.
- The Panthers enter this week with a 4-4 record after defeating Atlanta last Sunday by a score of 19-13. This marks the 4th time that Carolina has started a season 4-4 and the first since 2007. Carolina sits in 3rd place in the NFC South standings.
- New England also holds a 4-4 record after winning each of its last two games (Week 7 vs. NYJ, Week 8 at LAC). The Patriots are currently in 2nd place in the AFC East.
- Carolina is 2-0 against AFC opponents this season and have an all-time record of 15-14 against AFC East teams.

SERIES

ALL-TIME SERIES (6 REGULAR, 1 POSTSEASON)
7 total matchups | Carolina leads the series 4-3

LAST REGULAR SEASON GAME
10/1/17 | Panthers 33 @ Patriots 30

SERIES RECORD AT VENUE
Carolina is 2-1 in home games against New England

SERIES STREAK
Carolina won each of the last 2 matchups (2013 and 2017)

2021 SCHEDULE

PRESEASON 1	PRESEASON 2	PRESEASON 3	WEEK 1
AUG 15 th at U	AUG 21 st vs B	AUG 27 th vs C	SEPT 12 th vs WFC
L • 18-21	L • 3-20	W • 34-9	W • 19-14
WEEK 2	WEEK 3	WEEK 4	WEEK 5
SEPT 19 th vs N	SEPT 23 rd at A	OCT 3 rd at S	OCT 10 th vs E
W • 26-7	W • 24-9	L • 28-36	L • 18-21
WEEK 6	WEEK 7	WEEK 8	WEEK 9
OCT 17 th vs M	OCT 24 th at NY	OCT 31 st at F	NOV 7 th vs J
L • 28-34	L • 3-25	W • 19-13	1 PM
WEEK 10	WEEK 11	WEEK 12	WEEK 14
NOV 14 th at P	NOV 21 st vs W	NOV 28 th at D	DEC 12 th vs T
4:05 PM	1 PM	1 PM	1 PM
WEEK 15	WEEK 16	WEEK 17	WEEK 18
DEC 18 th at K	DEC 26 th vs L	JAN 2 nd at N	JAN 9 th at A
TBD	1 PM	1 PM	1 PM

WEEKLY SPOTLIGHT

Carolina's defense has excelled this year, ranking near the top of the NFL in numerous categories.

The Panthers have made improvements in several defensive statistics compared to 2020, including total yards allowed, passing yards allowed, third down percentage, points allowed and sacks.

	NFL RANK	2021	2020
TOTAL YARDS ALLOWED/GAME	2ND	295.6	360.1
PASS YARDS ALLOWED/GAME	2ND	188.9	239.1
3RD DOWN %	3RD	32.0	49.2
POINTS ALLOWED/GAME	5TH	19.9	25.1
SACKS (THROUGH WEEK 8)	T-4TH	21	8



BROADCAST INFORMATION



TELEVISION
CBS
Greg Gumbel
Adam Archuleta
AJ Ross

RADIO FLAGSHIP
WBT 1110 AM - 99.3 FM
Mick Mixon
Jake Delhomme
Jim Szoke
Kristen Balboni

NATIONAL RADIO
Sports USA
Josh Appel
Charles Arbuckle

PANTHERS COMMUNICATIONS DEPARTMENT
Bruce Speight Director of Football Communications and Social Engagement
Chris Brannon Communications Coordinator
Preston Edwards Communications Coordinator
Jordan Trgovac Communications Coordinator
Dillon Love Communications Intern
Media Website: www.NFL.COM



2021 TEAM STATISTICS

PANTHERS

PATRIOTS

OFFENSE

328.5 (25th)	Total Yards Per Game	354.6 (15th)
114.5 (16th)	Rushing Yards Per Game	101.1 (22nd)
3.91 (23rd)	Rushing Yards Per Attempt	3.91 (24th)
214.0 (28th)	Passing Net Yards Per Game	253.5 (13th)
24 (t-28th)	Sacks Allowed	15 (t-13th)
35.7 (t-24th)	Third Down Efficiency	44.9 (6th)
20.6 (22nd)	Points Per Game	25.8 (10th)

DEFENSE

295.6 (2nd)	Total Yards Allowed Per Game	352.9 (13th)
106.8 (13th)	Rushing Yards Per Game	112.8 (16th)
4.40 (22nd)	Rushing Yards Per Attempt	4.21 (13th)
188.9 (2nd)	Passing Net Yards Per Game	240.1 (14th)
21 (t-4th)	Sacks	13 (t-12th)
8 (t-18th)	Takeaways	13 (t-7th)
32.0 (3rd)	Third Down Efficiency	40.7 (18th)
19.9 (5th)	Points Allowed Per Game	20.5 (8th)

DIVISIONAL STANDINGS

NFC SOUTH

W L PF PA PD

Tampa Bay	6	2	260	183	+77
New Orleans	5	2	176	128	+48
Carolina	4	4	165	159	+6
Atlanta	3	4	148	195	-47

AFC EAST

W L PF PA PD

Buffalo	5	2	229	109	+120
New England	4	4	206	164	+42
New York	2	5	114	206	-92
Miami	1	7	138	233	-95



SAM DARNOLD



CHRIS McCAFFREY



DJ MOORE

OFFENSIVE LEADERS

PASSING

1,814	Passing Yards	1,997
(166-273) 60.8	Completion %	68.1 (192-282)
7	Passing TDs	9
8	Interceptions	6
76.8	Passer Rating	90.1

RUSHING

391	Rushing Yards	517
108	Attempts	118
3.6	Yards Per Rush	4.38
2	Rushing TDs	6
510	Scrimmage Yards	577

RECEIVING

645	Receiving Yards	427
50	Receptions	45
12.9	Yards Per Reception	9.49
3	Receiving TDs	0
247	Yards After Catch	122



MAC JONES



DAMIEN HARRIS



JAKOBI MEYERS

PREVIOUS RESULTS

PANTHERS (4-3) vs PATRIOTS

Home: 2-1...Away: 2-1...Postseason: 0-1

10/29/95 at New England.....	W 20-17
1/6/02 NEW ENGLAND.....	L 6-38
2/1/04 at New England (SB XXXVIII)...	L 29-32
9/18/05 NEW ENGLAND.....	W 27-17
12/13/09 at New England.....	L 10-20
11/18/13 NEW ENGLAND.....	W 24-20
10/1/17 at New England.....	W 33-30

PANTHERS BESTS vs PATRIOTS

PASSING

Passing Yards.....	316 - Cam Newton (10/1/17)
Passing TDs.....	3 - 2x, last by Cam Newton (10/1/17)
Passer Rating.....	130.8 - Cam Newton (10/1/17)

RUSHING

Rushing Yards.....	168 - Richard Huntley (1/6/02)
Rushing TDs.....	3 - Stephen Davis (9/18/05)

RECEIVING

Receptions.....	7 - 3x, last by Devin Funchess (10/1/17)
Receiving Yards.....	104 - Kelvin Benjamin (10/1/17)
Receiving TDs.....	2 - Devin Funchess (10/1/17)

DEFENSE

Tackles.....	17 - Thomas Davis (11/18/13)
Interceptions.....	2 - Deon Grant (1/6/02)
Sacks.....	2.0 - Julius Peppers (10/1/17)

LAST WEEK'S RECAP

WEEK 8 vs FALCONS

MERCEDES-BENZ STADIUM • ATLANTA, GA.
SUNDAY, OCT. 31 • 1:00 PM ET



19 - 13



GROUND ATTACK

- Carolina rushed for 203 yards on 47 attempts, both season highs.
- The 47 rushing attempts are the 4th most in a single game in franchise history, and the most since 2009 (10/18/2009 at Tampa Bay).
- Sunday's game marked the first 200-yard rushing game by the Panthers since Week 5 of 2019 (10/06/2019 vs. Jacksonville).
- Rookie RB Chuba Hubbard led the team with 82 rushing yards on 24 attempts, scoring the Panthers only touchdown of the game in the fourth quarter. Hubbard's 108 rushing attempts this season are the 10th most by all NFL players.
- QB Sam Darnold rushed for 66 yards on Sunday before exiting the game with an injury. His 66 rushing yards at Atlanta mark the 2nd-most rushing yards in a game of his career, only trailing his 84 yards rushing game against the Denver Broncos (10/1/20).



FULL CONTROL

- Carolina finished the game with a +10:46 margin in time of possession. The Panthers finished the game with 35:23 in time of possession, their fourth game this season with 35+ minutes in T.O.P.
- The Panthers are averaging 32:25 in T.O.P. per game, 3rd highest in the NFL.
- The Panthers had three drives of at least 15 plays in Sunday's game. The offense has recorded 19 total drives this season of 10 or more plays, tied for 3rd most by any team.

THIRD DOWN SUCCESS

- The Panthers offense posted a season-best 58.8% conversion rate on third downs on Sunday, the third highest mark by Carolina in a single game since the start of the 2018 season (highest since 66.7 at New Orleans 10/25/20).
- Carolina converted 10-of-17 third downs at Atlanta. The 10 conversions are tied for the third most in a single game in franchise history, and the most since Week 10 of 2017 (11/13/2017 vs. Miami).
- Carolina's defense held Atlanta's offense to 30% on third downs.

GILMORE'S DEBUT

- CB Stephon Gilmore made his first appearance in a Panthers uniform on Sunday, tallying two tackles (one solo), one pass defended and one interception in just 17 snaps played.
- Gilmore's interception was the 26th of his career, tied for the 4th most by any player since he entered the NFL in 2012. His 115 passes defended are tied for 2nd with Steelers CB Joe Haden since 2012, only trailing Janoris Jenkins (121).



SHAQ IS BACK

- Sunday's game in Atlanta marked LB Shaq Thompson's first game back from injury since Week 4 (10/13/21 at Dallas).
- Thompson finished the game with a team-high 10 tackles, one tackle for loss, one pass defended and one interception. The interception was his second of the season and third of his career.
- Sunday marked Thompson's 14th-career game with 10 or more tackles.
- Thompson and Gilmore's interceptions in Atlanta marked Carolina's first game with multiple interceptions since Week 16 of 2020 (12/27/2020 at Washington).

GONZALEZ NAILS CAREER LONG

- K Zane Gonzalez nailed each of his four field goal attempts at Atlanta. The field goal distances were 29, 51, 57 and 23 yards.
- Gonzalez's 57-yard field goal marked a new career-long and was the second longest made field goal in Panthers franchise history.
- His performance marked the fourth time in franchise history that Carolina made two field goals from 50+ yards in a game.





CONNECTIONS



**STEPHON
GILMORE**

CB 9 STEPHON GILMORE

Rock Hill, SC | University of South Carolina

Now in a Panthers uniform, Stephon Gilmore will welcome a familiar foe in Week 9 having spent the last four full seasons in Foxborough (2017-20). During his time as a Patriot, Gilmore was named to four Pro Bowls (2016, 18-20), two AP All-Pro teams (2018, 2019) and the 2019 AP Defensive Player of the Year. Gilmore tallied an interception in his Panthers debut last week at Atlanta in the same stadium where he recorded an interception en route to a Super Bowl LIII victory with the New England Patriots.

REGIONAL CONNECTIONS

- Patriots wide receivers/kick returners coach Troy Brown is a native of Barnwell, SC and attended Blackville-Hilda HS.
- Patriots DB Justin Bethel is a native of Blythewood, SC and attended Blythewood HS. Bethel would go on to play his college years at Presbyterian College from 2008-11.
- Patriots DB Kyle Dugger played his college years at Lenoir-Rhyne from 2015-19.
- Patriots OL Justin Herron played his college years at Wake Forest from 2015-19.
- Patriots WR Jakobi Meyers played his college years at NC State from 2016-18.

STAFF / COACHING CONNECTIONS

- Panthers vice president of player personnel Pat Stewart served 11 years in the Patriots scouting department (2007-17).
- Patriots wide receivers coach Mick Lombardi is the brother of Panthers assistant quarterbacks coach Matt Lombardi. Mick and Matt are the two sons of former Patriots assistant to the coaching staff (2014-15), Michael Lombardi.
- Patriots running backs coach Vinnie Sunseri is the son of Sal Sunseri who coached the defensive line for the Carolina Panthers from 2002-08.
- Patriots quality control/quarterbacks coach Bo Hardegree spent three seasons as a graduate assistant at Duke from 2008-10.
- Patriots wide receivers coach Mick Lombardi and Panthers senior offensive assistant/running backs coach Jeff Nixon were on staff together for the San Francisco 49ers in 2016.
- Patriots assistant offensive line coach Billy Yates, senior football advisor Matt Patricia, and Panthers quarterbacks coach Sean Ryan were on staff together for the Detroit Lions from 2019-20.

PRO CONNECTIONS

- Panthers CB Stephon Gilmore spent four full seasons (2017-2020) with the New England Patriots. During his time in Foxborough, Gilmore was named to three Pro Bowls (2018-20), two AP All-Pro teams (2018, 2019), a Super Bowl Champion (2018), and named the Defensive Player of the Year (2019).
- Panthers CB Rashaan Melvin spent some time on the Patriots roster in 2015.
- Patriots DB Justin Bethel and Panthers OLB Haason Reddick played together for the Arizona Cardinals in 2017.
- Patriots DL Carl Davis, DB Cody Davis, and Panthers CB A.J. Bouye played together for the Jacksonville Jaguars in 2019.
- Patriots DB Cody Davis and Panthers DE Morgan Fox played together for the Los Angeles Rams from 2016-17.
- Patriots OL James Ferentz and Panthers C Matt Paradis played together for the Denver Broncos from 2015-16.
- Patriots TE Hunter Henry, DB Adrian Phillips, and Panthers OL Trent Scott played together for the Los Angeles Chargers in 2019.
- Patriots TE Jonnu Smith and Panthers DT DaQuan Jones played together for the Tennessee Titans from 2017-20.

COLLEGE CONNECTIONS

- Patriots tight end Jonnu Smith and Panthers CB Stanley Thomas-Oliver played together at Florida International in 2016.
- Patriots DT Davon Godchaux, CB Jalen Mills, and Panthers CB Donte Jackson played together at LSU in 2015.
- Patriots LB Jermaine Carter Jr., WR DJ Moore, and Patriots DB J.C. Jackson played together at Maryland from 2016-17.
- Patriots CB Shaun Wade and Panthers OL Michael Jordan played together at Ohio State in 2018.
- Patriots DB Myles Bryant and Panthers CB Keith Taylor Jr. played together at Washington from 2017-19.
- Patriots OL Yodny Cajuste and Panthers S Kenny Robinson played together at West Virginia from 2017-18.



THE HEAD COACHES



MATT RHULE

2nd season
3rd season
9-15 (.375)
0-0 (.000)

Years as HC w/ current team
NFL Coaching Experience
Regular Season Record as HC
Postseason Record as HC

Matt Rhule enters his second season as head coach of the Carolina Panthers after being named the franchise's fifth head coach in franchise history on January 8, 2020. Rhule has spent 23 years as a coach in the college and NFL ranks.

Despite a 5-11 record during his first season with Carolina, the Panthers were competitive in nearly every game, playing 11 games decided by eight points or fewer which tied for second-most in the NFL.

In 2020, the Panthers led the NFL with 15 fumble recoveries and tied for the league lead with three fumble recovery touchdowns. Offensively, Carolina became the fifth team in the Super Bowl era to have four different players (DJ Moore 1,215, Robby Anderson 1,111, Curtis Samuel 1,051 and Mike Davis 1,015) record over 1,000 scrimmage yards.

Rhule joined Carolina after three seasons (2017-19) as the head coach at Baylor University, where he helped rebuild the Baylor program, guiding the team from a 1-11 finish in his first season to a 7-6 record and a bowl berth in 2018 to an 11-3 record and appearance in the Big 12 Championship and the Sugar Bowl in 2019. Baylor's appearance in the Sugar Bowl was just the second-ever in school history, and under Rhule's leadership the Bears became the first Power 5 program to go from 11 losses (2017) to 11 wins (2019) within two seasons. Rhule was only the second coach in Baylor history to make bowl trips in two of his first three seasons.

Rhule went to Baylor after four seasons as head coach at Temple University. In his head coaching debut at Temple, (2013-16), Rhule took the Owls from a 2-10 mark in his first season to a 6-6 record in 2014 and two consecutive 10-win seasons in 2015 and 2016. He guided the Owls to the school's first-ever back-to-back 10-win seasons. Rhule led Temple to the 2016 AAC championship with a 34-10 victory over Navy in the title game and earned a bid to the Military Bowl.

Rhule returned to Temple after coaching with the New York Giants under head coach Tom Coughlin in 2012.

Prior to his stint in the NFL, Rhule spent six seasons as an assistant at Temple under head coaches Al Golden and Steve Addazio.

From 2002-05, Rhule was an assistant at Western Carolina, serving as assistant head coach during his last three seasons. He also was part of the staffs at UCLA (2001), Buffalo (1999-2000) and Albright College (1998).

A native of New York City, Rhule played linebacker at Penn State from 1994-97. He holds a master's degree from Buffalo. Rhule and his wife Julie have three children, Bryant, Vivienne and Leona.

RHULE COACHING HISTORY

1998	Albright College	Linebackers
1999-2000	University of Buffalo	Defensive Line
2001	UCLA	Defensive Line
2002	Western Carolina	Special Teams/Linebackers
2003-04	Western Carolina	Associate Head Coach/Linebackers/Special Teams
2005	Western Carolina	Associate Head Coach/Running Game Coordinator/Special Teams/Linebackers
2006	Temple	Defensive Line
2007	Temple	Quarterbacks
2008-10	Temple	Offensive Coordinator/Quarterbacks
2011	Temple	Tight Ends
2012	New York Giants	Assistant Offensive Line
2013-16	Temple	Head Coach
2017-19	Baylor	Head Coach
2020-21	Carolina Panthers	Head Coach



BILL BELICHIK

22nd season
47th season
284-140 (.670)
31-12 (.721)

Bill Belichick is in his 47th season as an NFL coach and his 22nd season as head coach of the New England Patriots. His 47 consecutive seasons as an NFL coach are the most in NFL history. Hired by Chairman and CEO Robert Kraft on Jan. 27, 2000, Belichick led the Patriots to 19 consecutive winning seasons (2001-19).

In 2020, the Patriots finished with a 7-9 record, good for a third place finish in the AFC East. The team finished fourth in the NFL with 2,346 rushing yards in 2020, the fourth-highest rushing total in team history. The Patriots finished the season with 4.67 yards per rushing attempt, the fourth-highest average in team history. In addition, the Patriots scored 20 rushing touchdowns, tied for sixth in the NFL in 2020. The Patriots defense tied for the NFL lead with Miami, New Orleans and Pittsburgh with 18 interceptions.

Through 21 seasons with New England, Belichick has delivered six Super Bowl championships, nine conference titles, 17 division crowns and 30 playoff victories, while posting an overall record of 274-103. Belichick directed the Patriots to victories in Super Bowls XXXVI (2001), XXXVIII (2003), XXXIX (2004), XLIX (2014), LI (2016) and LIII (2018), and in 2007 he became the first NFL head coach to guide his team to a 16-0 regular-season record. His 17 division titles are the most among any coach.

Belichick began his coaching career after graduating from Wesleyan University and accepting a staff assistant position with the Baltimore Colts in 1975. Belichick continued his NFL career as an assistant coach with Detroit (1976-77), Denver (1978) and the New York Giants (1979-90). Belichick was named head coach of the Cleveland Browns in 1991, becoming the youngest head coach in the NFL at the time at age 38.

By 1994, Belichick led the Browns to the postseason, finishing 11-5 and advancing to the second round of the playoffs, while allowing a league-low 204 total points. In 1996, Belichick joined New England and was a key contributor to the Patriots' first division title in 10 years, en route to an appearance in Super Bowl XXXI. In 1997, Belichick headed to the N.Y. Jets where he spent 3 seasons as the assistant head coach/secondary coach before returning to Foxborough.

A native of Nashville, Tennessee, Belichick was a center/tight end at Wesleyan University from 1971-74.

BELICHIK COACHING HISTORY

1975	Baltimore Colts	Special Assistant
1976-77	Detroit Lions	Assistant Special Teams/Tight Ends/Wide Receivers
1978	Denver Broncos	Assistant Special Teams/Assistant to Defensive Coordinator
1979-80	New York Giants	Special Teams
1981-82	New York Giants	Special Teams/Linebacker
1983-84	New York Giants	Linebackers
1985-88	New York Giants	Defensive Coordinator
1989-90	New York Giants	Defensive Coordinator/Secondary
1991-95	Cleveland Browns	Head Coach
1996	New England Patriots	Assistant Head Coach/Secondary
1997-99	New York Jets	Assistant Head Coach/Secondary
2000-21	New England Patriots	Head Coach

NFL RANKINGS

2021 NFL RANKINGS AFTER EACH WEEK

Category	Wk 1	Wk 2	Wk 3	Wk 4	Wk 5	Wk 6	Wk 7	Wk 8	Wk 9	Wk 10	Wk 11	Wk 12	Wk 13	Wk 14	Wk 15	Wk 16	Wk 17	Wk 18
Net Yards/Game	18	14	10	13	16t	17	25	25										
Rush Yards/Game	18	21	14t	16t	18	17t	20	16										
Net Pass Yards/Game	14	9	8	8	13	13	26	28										
3rd Down Efficiency	25	14t	11t	18	21	26	28	24t										
Points/Game	21	18t	16	13	16t	15	22t	22										
Opp. Net Yards/Game	3t	1	1	3	2	3	3	2										
Opp. Rush Yards/Game	2	1	1	10	8	15	13	13										
Opp. Pass Yards/Game	9	1	1	2	1	2	2	2										
Opp. 3rd Down %	10	1	1	1	1	2	3	3										
Sacks	1t	1	1	2t	3t	6t	7t	4t										
Opp. Points/Game	5t	1	2	3	3	6	7t	5										

PANTHERS HISTORICAL RANKINGS BY SEASON

TOP-10 RANKINGS ARE **BOLDED** • SINGLE-SEASON FRANCHISE RECORDS ARE IN **BLUE**

OFFENSE

NFL Rank (Statistic)

Season	TotYPG	RshYPG	PsYPG	3rd%	Pts/G
2021	25 (328.5)	16 (114.5)	28 (214.0)	24t (35.7)	22 (20.6)
2020	21 (349.5)	21 (106.5)	18 (243.0)	25 (39.0)	24 (21.9)
2019	19 (341.8)	14 (113.7)	20 (228.1)	29 (31.9)	20 (21.2)
2018	15 (373.3)	7 (133.5)	12 (239.8)	12 (41.6)	11 (23.5)
2017	19 (323.7)	4 (131.4)	28 (192.3)	7 (41.9)	12 (22.7)
2016	19 (343.7)	10 (113.4)	21 (230.3)	23 (37.2)	15 (23.1)
2015	11 (366.9)	2 (142.6)	24 (224.3)	7 (42.4)	1 (31.2)
2014	16 (346.7)	7 (127.3)	19 (219.4)	12 (41.9)	19 (21.2)
2013	26 (316.8)	11 (126.6)	29 (190.2)	4 (43.8)	18 (22.9)
2012	12 (360.7)	9 (130.5)	16 (230.2)	6 (43.1)	18 (22.3)
2011	7 (389.8)	3 (150.5)	13 (239.3)	10 (40.5)	5 (25.4)
2010	32 (258.4)	13 (115.4)	32 (143.1)	30 (30.4)	32 (12.3)
2009	19 (331.1)	3 (156.1)	27 (174.9)	19 (37.3)	21 (19.7)
2008	10 (349.7)	3 (152.3)	19 (197.4)	19 (39.3)	7 (25.9)
2007	29 (284.9)	14 (114.0)	29 (170.9)	24 (36.0)	26 (16.7)
2006	24 (307.7)	24 (103.7)	15 (204.0)	32 (31.1)	27 (16.9)
2005	22 (309.4)	19 (104.9)	17 (204.4)	6 (42.2)	8 (24.4)
2004	13 (326.6)	28 (98.9)	9 (227.7)	10 (40.3)	13 (22.2)
2003	16 (321.3)	7 (130.7)	18 (190.6)	20 (35.6)	15 (20.3)
2002	31 (267.5)	25 (99.1)	30 (168.4)	30 (28.6)	30 (16.1)
2001	30 (265.9)	29 (85.8)	26 (180.1)	30 (30.6)	29 (15.8)
2000	20 (290.9)	29 (74.1)	12 (216.8)	15 (39.4)	21 (19.4)
1999	6 (355.4)	20 (95.3)	2 (260.1)	10 (38.3)	4 (26.3)
1998	20 (298.8)	28 (91.1)	14 (207.6)	13 (37.0)	12 (21.0)
1997	26 (288.4)	15 (110.6)	26 (177.8)	2 (44.0)	27 (16.6)
1996	23 (300.8)	15 (108.1)	22 (192.7)	21 (37.2)	7 (22.9)
1995	26 (288.7)	20 (98.3)	24 (190.4)	20 (38.1)	25 (18.1)

DEFENSE

NFL Rank (Statistic)

Season	OpTotYPG	OpRshYPG	OpPsYPG	Op3rd%	Sacks	OpPtsPG
2021	2 (295.6)	13 (106.8)	2 (188.9)	3 (32.0)	4t (21)	5 (19.9)
2020	18 (360.1)	20 (121.0)	18 (239.1)	31 (49.2)	23t (29)	18 (25.1)
2019	23 (374.5)	29 (143.5)	13 (231.0)	21t (39.9)	2 (53)	31 (29.4)
2018	13 (353.2)	8 (112.8)	21 (240.4)	17 (39.9)	23 (35)	20 (23.9)
2017	7 (317.1)	3 (88.1)	18 (229.1)	13 (37.9)	3 (50)	11 (20.4)
2016	21 (359.8)	6 (91.6)	29 (268.2)	10 (37.9)	2 (47)	26 (25.1)
2015	6 (322.9)	4 (88.4)	11 (234.5)	13 (37.9)	6 (44)	6 (19.3)
2014	10 (339.8)	16 (112.0)	11 (227.8)	22 (42.4)	12t (40)	21 (23.4)
2013	2 (301.3)	2 (86.9)	6 (214.3)	12 (35.0)	1 (60)	2 (15.1)
2012	10 (333.1)	14 (110.1)	13 (223.0)	9 (36.1)	9t (39)	18 (22.7)
2011	28 (377.6)	25 (130.8)	24 (246.8)	27 (42.8)	24t (31)	27 (26.8)
2010	18 (335.9)	23 (123.8)	11 (212.1)	16 (38.0)	20t (31)	26 (25.5)
2009	8 (315.8)	22 (124.8)	4 (191.0)	7 (35.5)	22t (31)	9 (19.3)
2008	18 (331.2)	20 (119.5)	16 (211.7)	18 (39.7)	9 (37)	12 (20.6)
2007	16 (324.8)	18 (110.7)	17 (214.1)	26 (42.5)	31 (23)	15 (21.7)
2006	7 (296.1)	11 (108.6)	4 (187.5)	3 (31.5)	6t (41)	8t (19.1)
2005	3 (282.6)	4 (91.6)	9 (191.1)	27 (40.7)	7 (44)	5 (16.2)
2004	20 (336.4)	17 (119.0)	18 (217.4)	31 (46.0)	24t (34)	15t (21.2)
2003	8 (295.3)	11 (107.6)	9 (187.7)	8 (34.7)	8 (40)	10 (19.0)
2002	2 (290.4)	8 (103.3)	4 (187.1)	2 (33.0)	2 (52)	5 (18.9)
2001	31 (371.4)	31 (143.8)	28 (227.6)	27 (41.6)	28 (26)	28 (25.6)
2000	27 (353.5)	26 (121.8)	26 (231.7)	27 (43.3)	27t (28)	12 (19.4)
1999	26 (343.9)	24 (118.6)	23 (225.3)	30 (41.6)	23t (35)	26 (23.8)
1998	30 (365.1)	26 (133.3)	28 (231.8)	26 (41.7)	21t (37)	27 (25.8)
1997	15 (311.3)	22 (123.3)	9 (187.9)	17 (36.9)	23 (36)	13t (19.6)
1996	10 (298.5)	8 (97.6)	12 (200.9)	1 (32.4)	1 (60)	2 (13.6)
1995	7 (314.2)	10 (98.5)	14 (215.7)	15 (40.8)	14t (36)	8 (20.3)

TEAM OFFENSIVE NOTES

PLAY FOR KEEPS

- Through eight games this season, the Panthers are averaging a 32:25 time of possession per game, 3rd highest in the NFL.
- Carolina has four offensive drives of 15 or more plays this season, tied for the most in the NFL. Through the first 8 games of a season, the four drives of 15+ plays are tied for a franchise record (2017) since drive stats are available dating back to 2000.
- The Panthers have 19 drives of 10 or more plays this season, a franchise record through eight games (since drive stats are available dating back to 2000) and tied for 3rd most by any team this season.

AVG. TIME OF POSSESSION PER GAME // 2021

Team	T.O.P./Game
1 - Cleveland Browns	33:02
2 - Tennessee Titans	32:49
3 - Carolina Panthers	32:25
4 - Buffalo Bills	32:23

DRIVES OF 15+ PLAYS // 2021

Team	Drives
1t - Carolina Panthers	4
1t - Kansas City Chiefs	4
3t - NO/CHI/HOU/DEN/ATL/NE	3

DRIVES OF 10+ PLAYS // 2021

Team	Drives
1 - Kansas City Chiefs	24
2 - Tennessee Titans	20
3t - Carolina Panthers	19
3t - New York Giants	19

LAST WEEK'S SUCCESS

- In Week 8 at Atlanta, Carolina tallied 10 third down conversions, tied for the 3rd most in a single game in franchise history and the most since Week 10 of 2017 (11vs. Miami 11/13/17).
- Carolina's 58.8 third down conversion percentage in Week 8 at Atlanta was the 3rd highest mark by Carolina in a single game since 2018 (highest since 66.7 at New Orleans 10/25/20).
- The Panthers tallied 47 rushing attempts against the Falcons, the most in a single game by any team this season.
- Carolina had four players with 25+ rushing yards each in Week 8 at ATL. Last time Carolina had four players with 25+ yards was 11/4/18 vs. TB.
- The Panthers didn't allow a sack for the first time since Week 12 in Minnesota last season (11/29/20).



QB AND RB DUOS TO RUSH FOR AT LEAST 60 YARDS EACH THIS SEASON

Team	Date	Opponent	Players
Panthers	10/31/21	Falcons	S.Darnold (66 yds) & C.Hubbard (82yds)
Eagles	10/31/21	Lions	J. Hurts (71 yds) & B. Scott (60 yds)
Ravens	09/19/21	Chiefs	L. Jackson (107 yds) & T. Williams (77 yds)
Ravens	09/13/21	Raiders	L. Jackson (86 yds) & T. Williams (65 yds)
Eagles	09/12/21	Falcons	J. Hurts (62 yds) & M. Sanders (74 yds)

TEAM DEFENSIVE NOTES

TOP DEFENSE

Carolina's defense is off to a hot start in 2021 as it ranks near the top of the NFL in various categories:

YARDS ALLOWED/GAME		YARDS ALLOWED PER PLAY		
1	Buffalo	269.0	1 Buffalo	4.58
2	Carolina	295.6	2 Carolina	5.03
3	Cleveland	304.9	3 Cleveland	5.09
4	Arizona	319.0	4 Las Vegas	5.15
5	San Francisco	324.0	5 San Francisco	5.17
5	Denver	325.8	6 Philadelphia	5.19

3RD DOWN %		FIRST DOWNS ALLOWED/GAME		
1	Arizona	30.9%	1 Buffalo	15.6
2	Dallas	31.3%	2 Carolina	17.4
3	Carolina	32.0%	3 Denver	17.6
4	Baltimore	32.5%	4 Cleveland	18.4
5	Buffalo	32.6%	5 Arizona	18.8

PASS YARDS ALLOWED/GAME		SACKS		
1	Buffalo	182.4	1 Los Angeles Rams	25
2	Carolina	188.9	2 Minnesota	24
3	San Francisco	196.9	3 Cleveland	22
4	Arizona	198.9	4 t Carolina	21
5	Los Angeles Chargers	203.1	4 t Chicago	21

PASS RUSH

- Carolina's 21 sacks are tied for 4th in the NFL and their 48 QBhs are tied for 6th.
- The Panthers are allowing the second fewest passing yards per game in the NFL (188.9).
- Carolina has 10 players who have contributed in the sack column, tied for 4th most in the NFL.

Player	Sacks	QBhs
OLB Haason Reddick	7.5	11
DE Brian Burns	4.5	8
DE Yetur Gross-Matos	3.0	3
LB Frankie Luvu	2.5	5
DT Derrick Brown	2.0	4
DE Marquis Haynes	2.0	5
DE Morgan Fox	1.0	5
DT DaQuan Jones	1.0	3
LB Shaq Thompson	1.0	4
DT Daviyon Nixon	0.5	3

TAKEAWAYS

- The Panthers have tallied six interceptions by five different players this year - CB Jaycee Horn, FS Juston Burris, LB Shaq Thompson (2x), CB Donte Jackson and CB Stephon Gilmore.
- The six players to force a fumble this season are LB Haason Reddick, CB A.J. Bouye, LB Frankie Luvu, CB Donte Jackson, S Sean Chandler and CB Keith Taylor.

NO EASY YARDS

- Carolina has held its opponents to 295.6 total yards per game this season, the 2nd fewest by any team.
- Opposing teams are averaging 5.03 yards per play against the Panthers, the 2nd lowest average in the league.
- Carolina has given up 17.4 first downs this season, the 2nd fewest allowed by any team this season.

BUILT THROUGH THE DRAFT

- Over the last three seasons, Carolina has spent five draft picks in the first two rounds on defensive players. Since Matt Rhule was named head coach, Carolina has selected 11 defensive players in two drafts.
- Six of the Panthers defensive starters were drafted by Carolina, including four 1st-round selections.
- In 2020, Carolina became the first team in the common draft era — which began in 1967 — to spend each of its picks on defensive players.

PANTHERS DEFENSIVE PLAYERS DRAFTED IN THE 1ST/2ND ROUND


Year	Round (pick)	Player
2021	1st (8th)	CB Jaycee Horn
2020	1st (7th)	DT Derrick Brown
2020	2nd (38th)	DE Yetur Gross-Matos
2020	2nd (64th)	FS Jeremy Chinn
2019	1st (16th)	DE Brian Burns
2018	2nd (55th)	CB Donte Jackson
2015	1st (25th)	LB Shaq Thompson

DEFENSIVE IMPROVEMENTS 2020 vs 2021

	2020	2021
Yards Allowed/Game	360.1	295.6
Sacks (Through Week 8)	8	21
3rd Down %	49.2%	32.0%
First Downs Allowed/Game	22.5	17.4
Points Allowed/Game	25.1	20.6
Passing Yards Allowed/Game	239.1	188.9
Yards Allowed Per Play	5.64	5.03

OFFENSIVE NOTES

2 DJ MOORE



- WR DJ Moore enters Week 9 of the 2021 season tied for 5th in the NFL in receptions (50) and 7th in receiving yards (645).
- Since Week 1 of the 2019 season, Moore has totaled 3,013 receiving yards, 6th most in the NFL over that span.
- Moore has averaged 14.84 yards per reception since 2019, the 4th-most by any player with at least 150 receptions in that span.
- In 2020, he totaled 1,193 receiving yards, a single-season best and the 11th most in the NFL, 9th among WRs. His 18.1 average yards per catch ranked 3rd among all qualified players in 2020.

CAROLINA PANTHERS FRANCHISE LEADERS

RECEIVING YARDS

1 - Steve Smith	12,197
2 - Muhsin Muhammad	9,255
3 - Greg Olsen	6,463
4 - Wesley Walls	3,902
5 - DJ Moore	3,801
6 - Christian McCaffrey	2,835
7 - Mark Carrier	2,547

RECEPTIONS

1 - Steve Smith	836
2 - Muhsin Muhammad	696
3 - Greg Olsen	524
4 - Christian McCaffrey	336
5 - Wesley Walls	324
6 - DJ Moore	258
7 - Curtis Samuel	185

2021 RECEIVING LEADERS


RECEPTIONS		RECEIVING YARDS		
1	Tyreek Hill KC	64	1 Cooper Kupp LAR	924
2	Cooper Kupp LA	63	2 Deebo Samuel SF	819
3	Davante Adams GB	52	3 Ja'Marr Chase CIN	786
4	Brandin Cooks HOU	51	4 Davante Adams GB	744
5t	DJ Moore CAR	50	5 Tyreek Hill KC	735
5t	Chris Godwin TB	50	6 Chris Godwin TB	660
RECEIVING FIRST DOWNS		7	DJ Moore CAR	645
1	Tyreek Hill KC	43	8 Ceedee Lamb DAL	609
2	Cooper Kupp LA	41	9 Michael Pittman IND	594
3t	DJ Moore CAR	35	10 Brandin Cooks HOU	585
3t	Davante Adams GB	35	11 DK Metcalf SEA	580
3t	Chris Godwin TB	35	12t Tyler Lockett SEA	579
			12t Courtland Sutton DEN	579

MOORE IS THE ONLY WR IN THE NFL WITH 1,200+ YARDS FROM SCRIMMAGE IN EACH OF THE PAST TWO SEASONS

RECEIVING YARDAGE LEADERS SINCE 2019

Player	Rec. Yds	Receptions	Yds/Rec.
1 - Travis Kelce KC	3,205	251	12.77
2 - Stefon Diggs BUF/MIN	3,168	232	13.66
3 - Davante Adams GB	3,115	250	12.46
4 - Cooper Kupp LA	3,059	249	12.29
5 - DeAndre Hopkins HOU/ARI	3,058	254	12.04
6 - DJ Moore CAR	3,013	203	14.84

11 ROBBY ANDERSON



- In WR Robby Anderson's first season in Carolina last year, he recorded career highs in receptions (95) and receiving yards (1,096). He ranked 10th in the NFL in receptions and 15th in receiving yards. His 95 receptions are the 6th most in a single season in franchise history.
- In the 2021 season opener vs. the Jets (9/12/21), Anderson scored his 10th career touchdown of 40+ yards, tied for second-most in the NFL since entering the league in 2016.
- Anderson is 1-of-11 players to have 50+ receptions and 750+ receiving yards in each of the last four full seasons dating back to 2017.

The Panthers were 1-of-3 NFL teams in 2020 with two players who each recorded 1,000+ receiving yards (Kansas City and Seattle).


Players	Rec. Yds	Receptions	Yds/Rec.
1 - Stefon Diggs BUF	1,535	127	12.1
2 - Travis Kelce KC	1,416	105	13.5
3 - DeAndre Hopkins ARZ	1,407	115	12.2
4 - Justin Jefferson MIN	1,400	88	15.9
5t - Calvin Ridley ATL	1,374	90	15.3
5t - Davante Adams GB	1,374	115	11.9
7 - DK Metcalf SEA	1,303	83	15.7
8 - Tyreek Hill KC	1,276	87	14.7
9 - Allen Robinson CHI	1,250	102	12.3
10 - Darren Waller LV	1,196	107	11.2
11 - DJ Moore CAR	1,193	66	18.1
12 - Brandin Cooks HOU	1,150	81	14.2
13 - Terry McLaurin WAS	1,118	87	12.9
14 - Amani Cooper DAL	1,114	92	12.1
15 - Robby Anderson CAR	1,096	95	11.5

OFFENSIVE NOTES

14 SAM DARNOLD

WELCOME TO CAROLINA

- Through eight games this year, QB **Sam Darnold** is averaging career highs in numerous statistical categories including passing yards (226.7 per game), completion percentage (60.8), completions per game (20.7) and rushing TDs (5).
- Darnold threw for 305 yards in Week 2 vs. New Orleans (9/19/21) and 304 yards in Week 3 at Houston (9/23/21), marking the first back-to-back 300-yard performances in his career. Darnold followed it up with 301 passing yards in Week 4 at Dallas (10/3/21), becoming the first Panthers QB with three-consecutive 300-yard passing performances.
- Through eight weeks of play, Darnold is tied for first league-wide among quarterbacks with five rushing touchdowns, the most in a single season of his career.
- Darnold joined Carolina this offseason following three years with the Jets. The Panthers traded New York three picks in exchange for the new starting QB: a 6th-round pick in the 2021 draft (which New York traded away to Kansas City), along with a 2nd-round pick and 4th-round pick in 2022.
- Darnold started all 38 games played for the Jets from 2018-20. His best season came in 2019 when he threw for 3,024 yards and 19 touchdowns, while completing 61.9% of his passes.



CAREER BESTS

SINGLE GAME

Passing Yards.....	341 vs. GB, 12/23/18
Passing TDs	4 at WAS, 11/17/19
Pass Completions...	28 (2x) last at CIN 12/1/19
Passer Rating.....	128.4 vs. GB 12/23/18
Longest Pass.....	92 (TD) vs. DAL 10/13/19
Rushing Yards.....	84 vs. DEN 10/1/20
Longest Run.....	46 (TD) vs. DEN 10/1/20

SINGLE SEASON

Passing Yards.....	3,024 - 2019
Passing TDs	19 - 2019
Completion Percentage	61.9 - 2019
Passer Rating.....	84.3 - 2019
Rushing Yards.....	217 - 2020

OFFENSIVE NOTES









































VARIOUS LINEUPS

- Through eight games this season, Carolina has started six different lineups along the offensive line.
- C Matt Paradis is the only Panthers offensive lineman to start every game at the same position in 2021. Paradis has started every game for Carolina since joining the team in 2019.
- T Taylor Moton has started all eight games this season, seven at RT and one at LT.
- T Brady Christensen is the only rookie lineman to start any games this season. He has one start at each tackle position. The Panthers selected Christensen in the 3rd round of this year's draft out of BYU.
- T Cam Erving and G Pat Elflein joined Carolina in the offseason as free agent signings.

LAST WEEK'S SUCCESS

- In Week 8 at Atlanta, Carolina's front paved running lanes on 47 rushing attempts, the most in a single game by any team this season. The Panthers have tallied 234 rushing attempts through Week 8, the 5th most in the NFL.
- The Panthers totaled 203 rushing yards, the most since Week 5 of 2019 (10/06/2019 vs. Jacksonville).
- The offensive line allowed zero sacks, its first game with no sacks allowed since Week 12 last year (11/29/20 at Minnesota).

STARTING OFFENSIVE LINE BY WEEK

	LT	LG	C	RG	RT
WEEK 1 vs NYJ	 ERVING	 ELFLEIN	 PARADIS	 DALEY	 MOTON
WEEK 2 vs NO	 ERVING	 ELFLEIN	 PARADIS	 MILLER	 MOTON
WEEK 3 at HOU	 ERVING	 DALEY	 PARADIS	 MILLER	 MOTON
WEEK 4 at DAL	 ERVING	 DALEY	 PARADIS	 MILLER	 MOTON
WEEK 5 vs PHI	 MOTON	 DALEY	 PARADIS	 MILLER	 CHRISTENSEN
WEEK 6 vs MIN	 ERVING	 DALEY	 PARADIS	 MILLER	 MOTON
WEEK 7 at NYG	 CHRISTENSEN	 JORDAN	 PARADIS	 MILLER	 MOTON
WEEK 8 at ATL	 ERVING	 JORDAN	 PARADIS	 SCOTT	 MOTON

OFFENSIVE NOTES



30 CHUBA HUBBARD

HUBBARD'S HOT START

- Rookie RB Chuba Hubbard has played in every game this season, starting five contests in place of an injured Christian McCaffrey. Hubbard has racked up 391 rushing yards on 108 attempts, averaging 3.6 yards per carry. He's added 119 receiving yards on 18 catches.
- In Week 5 against Philadelphia, Hubbard became the first Panthers rookie RB to rush for 100+ yards since Jonathan Stewart in 2008 (12/8/08 vs. Tampa Bay). Hubbard is one-of-four rookies in Panthers history to eclipse 100 rushing yards in a game, joining Brad Hoover (11/27/00 vs. GB), DeAngelo Williams (11/19/06 vs. STL) and Stewart (11/16/08 vs. DET and 12/08/08 vs. TB). Hubbard finished the game with 134 scrimmage yards, 101 rushing yards, 24 rushing attempts, 33 receiving yards and 5 receptions.
- Among NFL rookies, Hubbard ranks 3rd in both rushing yards (391) and yards from scrimmage (510).
- Hubbard has totaled 510 yards from scrimmage this year, the 2nd most ever by any Panthers rookie through the first eight games of a season, only trailing Kelvin Benjamin (571 in 2014).

100-YARD RUSHING PERFORMANCES BY PANTHERS ROOKIES ALL-TIME

Player	Rush Yards	Attempts	Game
1 - Jonathan Stewart	130	15	11/16/08 vs DET
2 - Brad Hoover	117	24	11/27/00 vs GB
3 - Jonathan Stewart	115	15	12/8/08 vs TB
4 - DeAngelo Williams	114	20	11/19/06 vs STL
5 - Chuba Hubbard	101	24	10/10/21 vs PHI

SCRIMMAGE YARDAGE LEADERS AMONG 2021 ROOKIES

Player	Scrim.Yds	RushYds	RecYds
1 - Ja'Marr Chase CIN	793	7	786
2 - Najee Harris PIT	752	479	273
3 - Chuba Hubbard CAR	510	391	119
4 - Michael Carter NYJ	505	279	226
5 - Javonte Williams DEN	490	355	135



82 TOMMY TREMBLE

TOUCHDOWN TOMMY

- Rookie TE Tommy Tremble joined the Panthers after the team selected him with the 83rd overall pick in this year's draft.
- Tremble has played in all eight games this season, starting six of the contests. He has scored 2 touchdowns on his 10 touches this season (8 receptions, 2 rushes).
- In a Thursday Night game at Houston in Week 3 (9/23/21), Tremble tallied his first-career touchdown, taking a handoff on a sweep play and running seven yards to help the Panthers win 24-9. According to NFL Media Research, Tremble is the youngest TE (21 years, 113 days old) to score a rushing TD in NFL history. Tremble also recorded the first reception of his career in the game, posting a 30-yard catch in the third quarter.
- In Week 5 against Philadelphia (10/10/21), he tallied the first receiving touchdown of his career, reeling in a 5-yard pass from QB Sam Darnold.
- In Week 6 at home vs. Minnesota (10/17/21), Tremble helped Carolina force overtime after a fourth quarter comeback. Trailing by 8, Carolina drove the field to score a touchdown on its final drive of regulation. On the ensuing 2-point attempt, the rookie TE caught a shovel pass from Darnold and tied the game 28-28.

TOMMY TREMBLE

YOUNGEST TIGHT END IN
NFL HISTORY TO SCORE A
RUSHING TD

21 YEARS, 113 DAYS



DEFENSIVE NOTES

BRIAN BURNS

• Since being drafted by Carolina in 2019, **DE Brian Burns'** 21.0 sacks leads all Panthers players.


• Burns has played in 39 career games. He ranks 2nd in franchise history in sacks through a player's first 39 games, only trailing Julius Peppers (28.0 sacks, 2002-04).

• Burns' 21.0 sacks, 46 QBHs and 4 strip sacks are the 2nd most among the entire 2019 draft class.

PANTHERS SACK LEADERS

THROUGH FIRST 39 GAMES PLAYED

Player	Sacks	Years
1 - Julius Peppers	28.0	2002-04
2 - Brian Burns	21.0	2019-21
3 - Greg Hardy	13.5	2010-12
4 - Charles Johnson	13.0	2007-09
5t - Kris Jenkins	10.0	2001-03



SACK LEADERS // 2020-21

Player	Sacks	QB Hits	Strip Sacks
1 - T.J. Watt PIT	23.5	57	4
2 - Myles Garrett CLE	22.5	40	4
3 - Trey Hendrickson NO/CIN	21.0	38	2
4 - Haason Reddick ARI/CAR	20.0	29	6
5 - Aaron Donald LAR	18.5	42	4
6t - Leonard Floyd LAR	17.0	29	2
6t - Leonard Williams NYG	17.0	42	0
8 - Khalil Mack CHI	15.0	21	2
9t - Matt Judon NE	14.0	35	0
9t - Harold Landry TEN	14.0	32	0
11t - Brian Burns CAR	13.5	30	3
11t - DeForest Buckner IND	13.5	34	1

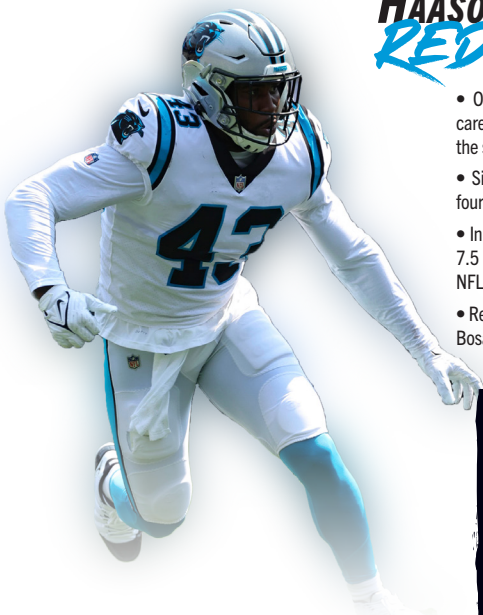
HAASON REDDICK

• OLB Haason Reddick joined Carolina this offseason following a career-best 12.5 sacks last year with Arizona. His 6 strip sacks since the start of the 2020 season is a league best.

• Since the start of the 2020 season, Reddick's 20.0 sacks ranks fourth in the NFL.

• In his first eight games with the Panthers, Reddick has racked up a 7.5 sacks, 38 tackles, 11 TFL, 1 FF, 1 FR. He's the only player in the NFL with at least 10 TFL, 1 FF, 1FR and 35 tackles.


• Reddick leads the NFC with 7.5 sacks and is tied with 49ers DE Nick Bosa for the most TFLs in the NFC (11).



STRIP SACK LEADERS // 2020-21

	Strip Sacks	Total Sacks
1 - Haason Reddick CAR/ARI	6	20.0
2 - Jason Pierre-Paul TB	5	12.0
3t - Myles Garrett CLE	4	22.5
3t - Aaron Donald LAR	4	18.5
3t - Yannick Ngakoue LV/MIN	4	12.0

DEFENSIVE NOTES



DONTE JACKSON

- CB **Donte Jackson** has tallied 11 career INTs since being selected by Carolina in the 2nd round (55th overall) of the 2018 Draft. His 11 picks are the most by any CB from his draft class, and tied for 1st with Steelers S Minkah Fitzpatrick.
- Jackson ranks 5th on the Panthers with 34 tackles in 2021 and is 1st with 6 passes defended.
- Jackson is one of eight players to record at least 5 tackles, 1 forced fumble and 1 interception in a game this season.
- Jackson led the team with 3 INTs in 2020. He added 11 passes defended as well, most on the team despite missing two games this season.
- In Panthers history, Jackson ranks 2nd in INTs and 5th in passes defended by all players through their first three NFL seasons.

CBs SELECTED IN THE 1ST/2ND ROUND OF THE 2018 DRAFT

Round (pick)	Player	Career INTs
1st (4th)	Denzel Ward	7
1st (18th)	Jaire Alexander GB	5
1st (30th)	Mike Hughes MIN/KC	3
2nd (45th)	Josh Jackson GB/NYG	0
2nd (53rd)	M.J. Stewart TB/CLE	2
2nd (55th)	Donte Jackson CAR	11
2nd (56th)	Duke Dawson NE	0
2nd (58th)	Isaiah Oliver ATL	1
2nd (63rd)	Carlton Davis TB	6

2018 DRAFT CLASS CAREER INTERCEPTION LEADERS

Player	INTs	Drafted (Pick)
M. Fitzpatrick MIA/PIT	11	1st Rd (11th)
Donte Jackson CAR	11	2nd Rd (55th)
Jessie Bates CIN	9	2nd Rd (54th)
Darius Leonard IND	9	2nd Rd (36th)
Denzel Ward CLE	7	1st Rd (4th)
Justin Reid HOU	7	3rd Rd (68th)

JEREMY CHINN



NUMBERS DON'T LIE

Below is a look at where Chinn ranked among all 2nd year players

TOTAL TACKLES		FUMBLE RECOVERIES	
1	Jeremy Chinn CAR	159	1t Jeremy Chinn CAR
2	Patrick Queen BAL	143	1t Chase Young WAS
3	Karmen Curl WAS	133	3t Kwity Paye IND
4	Jordyn Brooks SEA	128	3t Patrick Queen BAL

FORCED FUMBLES		DEFENSIVE TDs	
1	Chase Young WAS	6	1t Jeremy Chinn CAR
2t	Antonie Winfield Jr. TB	4	1t Trevon Diggs DAL
2t	Michael Ojemudia DEN	4	3t Patrick Queen BAL
2t	A.J. Terrell ATL	4	3t Chase Young WAS
5	Isaiah Simmons ARI	3	3t Javon Kinlaw SF
6t	Jeremy Chinn CAR	2	3t Tae Crowder NYG

MOST TACKLES BY 2020 ROOKIES

Player	Tackles	Pass Def.	INTs	FF	FR	Def TDs
Jeremy Chinn CAR	116	5	1	2	2	2
Kenneth Murray LAC	106	3	0	0	0	0
Patrick Queen BAL	105	2	1	2	2	1
Antoine Winfield TB	91	6	1	2	1	0
Kamren Curl WAS	88	4	3	0	0	1
Jeff Gladney MIN	81	3	0	1	0	0

DEFENSIVE NOTES

SHAQ THOMPSON

- According to press box statistics (since 2000), LB Shaq Thompson is 1-of-5 players in Panthers history to record back-to-back seasons with 100+ tackles (109 tackles in 2019).
- Thompson returned to the field in Week 8 at Atlanta after missing the last three games due to injury. He tallied a team-high 10 tackles and recorded his second interception of the year. Thompson was the only player in Week 8 with 10+ defensive tackles and an interception.
- In the season opener against the Jets (9/12/21), Thompson had a career game, finishing with a team-high 10 tackles, 1.0 sack, 1 interception, 3 passes defended, 1 TFL and 1 QBH.
- Thompson ranked 2nd on the Panthers last season with 104 tackles.
- Thompson is the second-longest tenured player on the team (only trailing JJ Jansen) after being selected by Carolina in the first round of the 2015 Draft.



PANTHERS ALL-TIME TACKLE LEADERS (PRESS BOX STATISTICS)

Player	Tackles	Years
1 - Luke Kuechly	1,092	2012-19
2 - Thomas Davis	1,077	2005-18
3 - Mike Minter	592	1997-06
4 - Jon Beason	580	2007-13
5 - Chris Gamble	493	2004-12
6 - Shaq Thompson	494	2015-21
7 - Julius Peppers	440	2002-09; 17-18
8 - James Anderson	432	2006-12
9t - Mike Rucker	388	1999-07
9t - Dan Morgan	388	2001-07

DERRICK BROWN

17 QB Pressures in 2020

2nd most among 2020 rookies

3rd most by any Panther in 2020

3rd most by a rookie DT in CAR history

- In the 2021 season opener against the Jets (9/12/21), Brown racked up 4 tackles, 1.0 sack and 1 QBH. Brown is tied for 3rd on the team with 2 TFLs this season.
- Carolina's first round pick (7th overall) from the 2020 Draft played in every game his rookie campaign, starting all but one of the contests.
- As a rookie last year, Brown tied for the team lead with 8 tackles for loss and tallied 2.0 sacks as a rookie, both coming on Packers QB Aaron Rodgers in Week 15.
- Brown finished 2020 with 34 tackles, 17 qb pressures, 12 QBHs and 4 passes defended.



DEFENSIVE NOTES

STEPHON GILMORE

- The Panthers acquired CB Stephon Gilmore in a trade with New England in Week 5 (10/6/21) in exchange for a 2023 sixth-round draft pick.
- In his Panthers debut (Week 8 at Atlanta), Gilmore recorded his first interception of the season, picking off Falcons QB Matt Ryan in the fourth quarter.
- Since entering the NFL in 2012, Gilmore is tied for 4th in the NFL with 26 interceptions and tied for 2nd in passes defended with 115.
- A 2x First Team All-Pro (2018-19), 4x Pro Bowler (2016, 2018-20) and 2019 AP Defensive Player of the Year, Gilmore played five seasons in Buffalo (2012-16) and four in New England (2017-20).
- Gilmore is a native of Rock Hill, S.C. and attended South Pointe High School. He then went on to star at the University of South Carolina, where he earned First Team All-America honors in 2011, All-SEC honors in 2010 and 2011, and was named to the Freshman All-America Team in 2009.



NFL LEADERS SINCE 2012

INTERCEPTIONS		PASSES DEFENSED		
1	Richard Sherman	32	1 Janoris Jenkins	121
2	Marcus Peters	31	2t Stephon Gilmore	115
3	Harrison Smith	28	2t Joe Haden	115
4t	Stephon Gilmore	26	4 Darius Slay	113
4t	Janoris Jenkins	26	5 Johnathan Joseph	109
4t	Patrick Peterson	26	6 Casey Hayward	104
7t	Tyrann Mathieu	25	7 Richard Sherman	98
7t	Tashaun Gipson	25	8 Logan Ryan	92
7t	Reggie Nelson	25	9 Robert Alford	89



4x PRO BOWL
2016, 2018, 2019, 2020



2x AP ALL-PRO
2018, 2019



DEFENSIVE PLAYER OF THE YEAR

- Gilmore was named the AP NFL Defensive Player of the Year in 2019, becoming the first DB to win the award since Troy Polamalu in 2010, first CB since Charles Woodson in 2009 and the sixth CB overall to earn the accolade.
- In 2019, Gilmore led the NFL with 20 passes defended, matching his single-season high from 2018. He also tied for the league-lead with six interceptions (two returned for TDs) and added one forced fumble and 53 tackles.
- He became the first CB chosen as PFWA Defensive Player of the Year for his performance in 2019. Also selected to the PFWA All-NFL team in consecutive seasons for the 2018 and 2019 campaigns.

2021 OFFSEASON ADDITIONS

QB 14

SAM DARNOLD T 75

Darnold was traded to Carolina after three seasons with the New York Jets (2018-20). Last year, he threw for 2,208 yards and nine touchdowns, while completing 217-of-364 passes (59.6%). In 2019, he posted his best season with 13 starts and 3,024 passing yards with 19 passing touchdowns and 13 interceptions. Averaged 232.6 passing yards per game and registered a passer rating of 84.3. Led the Jets to a 6-2 record over the final eight games, tied for the most quarterback wins in the NFL during that span, while also ranking in the top 10 in touchdown percentage, interception percentage and passer rating over those games. Originally a first-round selection by the Jets, Darnold set a Jets franchise record for highest passer rating by a rookie quarterback (77.6). In 2018, at just over 21 years old, he was the youngest quarterback to start a season opener since the 1970 merger.



CAMERON ERVING

Erving came to the Panthers following one season with Dallas (2020) after spending three years with Kansas City (2017-19) and two years with Cleveland (2015-16). In 2020, started five games with six appearances at tackle for Dallas while battling injury with two stints on IR with knee injuries. Played in 13 games with eight starts at left tackle for Kansas City in 2019 and was part of an offensive line that allowed just 25.0 sacks, third-fewest in the NFL. He appeared in 29 games, starting 17, in his first two seasons in Cleveland in 2015 and 2016. Saw action at center and both guard positions. In 2016, he helped Cleveland rank second in the NFL with a 4.89 rushing average.



DE 91

MORGAN FOX

Fox enters his sixth NFL season and first with Carolina after spending the first five seasons of his career with the Los Angeles Rams. He posted career-best numbers in 2020 with the Rams, playing in 16 games with two starts. He finished with 27 tackles, eight tackles for loss, 6.0 sacks and nine QB hits. In the Wild Card round of playoffs vs. Seattle, he posted a sack and two tackles for loss. Was tied for sixth among NFL defensive linemen with eight tackles for loss in 2020. In 2019, played in 16 games with three starts making 18 tackles, including three for loss with 2.0 sacks. In his career, Fox has played in 52 games with six starts, totaling 69 tackles (50 solo), 17 quarterback hits, 10.5 sacks, 14 tackles for loss, three forced fumbles, three fumble recoveries and two passes defended.



CB 24

A.J. BOUYE

Bouye came to the Panthers following one season with the Broncos (2020) after spending three years with Jacksonville (2017-19) and four years with Houston (2013-16). Despite only playing seven games with Denver in 2020 due to injury, he tallied 23 tackles and six pass deflections. Had a career-best season in 2017, helping Jacksonville advance to the AFC Championship game. Earned Pro Bowl and All-Pro Second Team honors. Ranked second among all NFL cornerbacks with six interceptions and tied for sixth with 18 pass deflections. Made 16 tackles in three postseason games, ranking second among cornerbacks.



DT 90

DAQUAN JONES

Jones joins the Panthers after spending seven seasons with the Titans (2014-20). In 2020, he started all 16 games and posted a career-high 49 tackles, including a career-best eight tackles for loss, adding 2.0 sacks and one forced fumble. Started all 16 games in 2019, tallying 42 tackles with 1.0 sack. He helped the Titans to the AFC Championship game and started all three games in the playoffs and made six tackles with a half-sack. Since 2015, has played in 92 games, tying for the ninth-most games played among NFL defensive tackles during that stretch.



OLB 43 HAASON REDDICK

Reddick comes to Carolina after spending four seasons with Arizona (2017-20), appearing in every regular season game over the last four seasons. Had a career-best season in 2020 for Arizona, tying for fourth in the NFL with 12.5 sacks, ranking second with six forced fumbles and tied for third with 15 tackles for loss. Had 5.0 sacks and three forced fumbles in one game against the Giants in Week 14 of 2020 season, becoming just the second NFL player with at least five sacks and three forced fumbles in a game since FFs were recorded in 2000. Is one of three NFL players (Jamal Adams, Kyle Van Noy) with at least 250 tackles and 20.0 sacks since 2017 season.



2021 DRAFT CLASS



JAYCEE HORN
6'1" // 200
SOUTH CAROLINA
ALPHARETTA, GA.

8
GB

Round 1 • 8TH overall

The Panthers' 2021 first round pick played three seasons at South Carolina where he led all SEC players with just a 33% completion percentage allowed in 2020, according to PFF. Earned second-team All-SEC honors in 2020. As a freshman in 2018, tied for the SEC lead among freshmen with 4.0 tackles for loss. Horn finished his college career with 101 career tackles, 23 pass breakups and two interceptions.




TERRACE MARSHALL JR.
6'2" // 200
LSU
BOSSIER CITY, LA.

88
WR

Round 2 • 59TH overall

Marshall Jr. appeared in 32 games at LSU where he helped the Tigers win the 2019 National Championship. He left LSU tied for fourth in school history in career TD receptions (23). He is one of only six players in LSU history with at least 1,500 receiving yards and 20 TDs to his credit. He finished his college career with 106 career receptions for 1,594 yards and 23 TDs.



BRADY CHRISTENSEN
6'6" // 300
BYU
BOUNTIFUL, UTAH

70
T

Round 3 • 70TH overall

Christensen played and started every game for three straight years (2018-20) at BYU, where he was a 2020 Consensus All-American at left tackle and named to 12 different All-America teams in 2020, including seven first-team honors. In 2020, only allowed two pressures on 293 pass blocking regular season snaps.



TOMMY TREMBLE
6'4" // 250
NOTRE DAME
PEACHTREE CORNERS, GA.

82
TE

Round 3 • 83RD overall

Tremble played two seasons at Notre Dame in 2019 and 2020. An effective blocker, Tremble helped lead the Fighting Irish to the ACC Championship game in 2020. He tallied 401 receiving yards on 35 receptions with four touchdowns in his career.



CHUBA HUBBARD
6'1" // 210
OKLAHOMA STATE
ALBERTA, CANADA

30
RB

Round 4 • 126TH overall

The Canadian native played three seasons at Oklahoma State (2018-20), where he finished his collegiate career ranked fourth in program history in rushing yards per game. Led all FBS with 2,094 rushing yards and 21 rushing touchdowns in 2019. Totaled 3,459 rushing yards and 33 rushing touchdowns in career.



DAVIYON NIXON
6'3" // 305
IOWA
KENOSHA, WIS.

94
DT

Round 5 • 158TH overall

Played two seasons at Iowa in 2019-20 after transferring from Iowa Western Community College. Was a consensus All-American and Big Ten Defensive Player of the Year in 2020. Made 5.5 sacks and 13.5 tackles for loss in 2020, leading the Big Ten and ranking 13th in the country. Totaled 74 career tackles and 19.0 tackles for loss.




KEITH TAYLOR
6'3" // 195
WASHINGTON
LONG BEACH, CALIF.

28
GB

Round 5 • 166TH overall

Taylor played four seasons at Washington from 2017-20. He started all 20 games in his last two seasons. A junior in 2019, posted career-highs in total tackles (59), tackles for loss (2.0) and pass breakups (5). Recorded 91 total tackles in his career at Washington, 3.5 for a loss, adding 10 passes defended.

2021 DRAFT CLASS



DEONTE
BROWN
6'4" // 350
ALABAMA
DECATUR, GA.

77
G

Round 6 • 193RD overall

Brown played in 48 games for Alabama (2017-20). With 13 starts in 2020 at left guard he allowed just half of a sack, one pressure and five hurries. Earned first team All-SEC honors from the league coaches and second team All-SEC by the Associated Press in 2020. Two-time National Champion while at Alabama (2017 & 2020).



SHI
SMITH
5'10" // 190
SOUTH CAROLINA
ORION, S.C.

12
WR

Round 6 • 204TH overall

The South Carolina native appeared in 43 games at South Carolina (2017-2020) with 35 starts. In 2020, ranked fifth in the SEC in receptions per game (6.3) and ninth in receiving yards (70.3). Finished his career ranked fourth in receptions and eighth in receiving yards. Made 174 receptions for 2,204 yards and 13 touchdowns during his time at South Carolina.



THOMAS
FLETCHER
6'1" // 235
ALABAMA
BRADENTON, FLA.

46
LS

Round 6 • 222ND overall

Fletcher played at Alabama from 2017-20, finishing perfect on all snapping duties for every snap in his four seasons with the Crimson Tide. Won the Patrick Mannelly Award for best long snapper in the country in 2020. Named First Team All-America by Rubio Long Snapping. Two-time National Champion during his career at Alabama (2017 & 2020).




PHIL
HOSKINS
6'5" // 280
KENTUCKY
TOLEDO, OHIO

71
DT

Round 7 • 232ND overall

Hoskins appeared in 31 career games with 11 starts, all coming in 2020, at Kentucky after transferring from Highland Community College. Finished his senior season with 30 total tackles and 4.0 tackles for loss. Totaled 53 tackles, 7.5 TFL, 4.0 sacks, seven QBH, one interception, one forced fumble and one fumble recovery for his career.

PANTHERS COORDINATORS




JOE
BRADY

OFFENSIVE COORDINATOR

Joe Brady orchestrated a 2020 Panthers offense that returned just two starting offensive linemen from 2019 and possessed a new starting quarterback and wide receiver. Additionally, star RB Christian McCaffrey played in just three games due to injury.

Despite the circumstances, Brady still managed to accomplish many feats, including helping Carolina become the fifth team in the Super Bowl era to have four players total 1,000+ scrimmage yards apiece in a single season - WR Robby Anderson, RB Mike Davis, WR DJ Moore and WR Curtis Samuel. Anderson and Moore became the fourth Panthers duo to record 1,000+ receiving yards in the same year. Davis posted career bests in rushing yards, rushing touchdowns and scrimmage yards. Samuel also had a career year, posting single-season highs in receptions, receiving yards and yards from scrimmage.

Brady helped new starting QB Teddy Bridgewater post career highs in passing yards and passing touchdowns. Bridgewater also completed 340-of-492 attempts in Brady's offense, totaling a 69.1 completion percentage, a new Panthers franchise record.



PHIL
SNOW

DEFENSIVE COORDINATOR

In 2020, Phil Snow oversaw a young defense, that possessed a league-high 11 rookies who recorded defensive snaps, with six starting at least one game. Carolina's 3,498 snaps and 287 tackles by rookies led the entire NFL in 2020.

Carolina's defense made improvements in numerous categories in comparison to 2019, including total net yards allowed per game (2020: 360.1, 2019: 374.5), rushing yards allowed per attempt (2020: 4.75, 2019: 5.16), rushing yards allowed per game (2020: 121.0, 2019: 143.5) and points allowed per game (2020: 25.1, 2019: 29.4).

Panthers LB/S Jeremy Chinn and DT Derrick Brown earned postseason honors, being named to the PFWA All-Rookie Team. Chinn became the first player in franchise history to earn NFL Defensive Rookie of the Month honors twice in the same season (October and November).

The Panthers tied for 10th in the NFL with 22 total takeaways in 2020, including a league-best 15 opponent fumbles recovered.



PANTHERS IN THE COMMUNITY

PANTHERS PLAY 60


This past summer, the Panthers partnered with the City of Raleigh to build a new Panthers Play 60 Challenge Course at Barwell Road Park in southeast Raleigh. It's the team's fifth Play 60 Challenge Course in the region. The team celebrated the NFL's Play 60 initiative during the game against the Minnesota Vikings and partnered with AUDL to present a check in the amount of \$4000 to the Barwell Road Community Center. In addition to the donation, a group of kids from the center were hosted for their first ever Carolina Panthers game.



PANTHERS, ATRIUM HEALTH AND THE AMERICAN CANCER SOCIETY TO HONOR KEEP POUNDING COIN TOSS CAPTAINS

On Sunday, Oct. 10, the Carolina Panthers, Atrium Health and The American Cancer Society honored cancer fighters and survivors who served as the game's honorary Crucial Catch/Keep Pounding coin toss captains. Together, they honored those who have lost their battle to cancer, those who are in the fight as well as celebrate those who have conquered the disease.

The captains, wore full Panthers uniforms and presented official game coin at midfield as they each wore the No. 51 jersey in tribute to the late Panthers player and coach Sam Mills, who famously exhorted the Panthers to "Keep Pounding" during his courageous battle with cancer during the team's Super Bowl XXXVIII season. Jerseys will also feature authentic NFL Crucial Catch captains patches.



KEEP POUNDING KID MEET AND GREET - CRUCIAL CATCH

The Carolina Panthers welcomed the newest member of the team... KP the interactive robot! KP started contributing immediately by connecting Panthers players with pediatric cancer patients from Atrium Health Levine Children's Hospital. KP helped patients enjoy a behind-the-scenes visit to a Panthers practice and share well wishes with the team. Following practice, KP hosted an up close and personal lunch in the team dining room for the patients.

PANTHERS IN THE COMMUNITY

DAVID & NICOLE TEPPER, JOHN M. BELK FOUNDATION, CLASSROOM CENTRAL AND CAROLINA PANTHERS CHARITIES PROVIDE BACKPACKS AND SCHOOL SUPPLIES FOR 15,000 STUDENTS IN THE CAROLINAS

The David and Nicole Tepper Foundation, John M. Belk Endowment, Classroom Central and Carolina Panthers Charities are partnering to provide more than 15,000 backpacks with school supplies to resource-challenged students in Charlotte-Mecklenburg Schools, Durham Public Schools and York County (S.C.) school districts. Each district is receiving 5,000 backpacks with school supplies. The two-state distribution kicked off with an all-star packing event led by the Carolina Panthers 2021 rookie class, organizing and stuffing backpacks with school supplies. Nicole Tepper, Sir Purr and the TopCats visited Thom- asboro Academy in Charlotte on Sept. 17 to distribute the backpacks packed by the rookie class to students at the school.

RELIEF EFFORTS IN GOLF COAST REGION AND NORTH CAROLINA

Carolina Panthers Charities, the Nicole & David Tepper Foundation and David A. Tepper Charitable Foundation provided a \$1 million donation to assist Hurricane Ida recovery efforts in New Orleans and the surrounding region. Closer to home, Nicole and David Tepper have pledged support for Haywood and transylvania Counties in western North Carolina, which were recently impacted by severe flooding events.

CAROLINA PANTHERS CHARITIES ANNOUNCE \$50,000 IN FLOOD RELIEF GRANTS TO BENEFIT HIGH SCHOOL ATHLETIC PROGRAMS AT PISGAH AND ROSMAN HIGH SCHOOLS

Carolina Panthers Charities is announcing \$50,000 in grant funding to assist the on-going recovery efforts of Pisgah High School and Rosman High School in the aftermath of flood damage in western North Carolina caused by Tropical Storm Fred this past August. The grant funding is designed to assist each high school's athletic programs for the replacement or repair of equipment or athletic infrastructure lost or damaged during the storm.

Panthers representatives will participate in a ceremonial check presentation with Pisgah High School principal Clint Conner and athletic director Heidi Morgan during this Friday's East Henderson vs. Pisgah football game. The game will be played at Erwin High School in Asheville, which has hosted Pisgah home games this season due to damage to Pisgah Memorial Stadium as a result of severe flooding caused by Tropical Storm Fred. Rosman High School will recognize the funding gift during their

CAROLINA PANTHERS CHALLENGER FLAG FOOTBALL LEAGUE TO HOST ANNUAL END-OF-SEASON JAMBOREE FOR REGIONAL TEAMS SATURDAY, OCTOBER 23

The Carolina Panthers, in partnership with park and recreation programs from across the region, will host the team's annual Challenger Flag Football League end-of-season jamboree Saturday, October 23 at the team's Atrium Health Dome in Charlotte. Established in 2005, the Panthers Challenger Flag Football League provides a structured league for children and young adults with disabilities to participate in the sport of flag football.

PANTHERS ROCK HILL DEVELOPMENT

The Carolina Panthers, York County and the city of Rock Hill, S.C. have joined in a community partnership to transition the team's headquarters to Rock Hill.


The breathtaking new campus will open in 2023, and will be anchored by a 700,000-square foot, state-of-the-art headquarters and training facility. Steel for the headquarters began going up in June 2021 and the facility will be the year-round home of the football team and the organization's administrative and business offices.

This one-of-a-kind 240-acre development will deliver the ultimate work, live and play environment and serve as a destination for unparalleled entertainment, sport, dining, shopping, working and leisure activities. Groundbreaking for the site commenced in July 2020 with the first phase opening planned for 2023. Constructed on a 240-acre site adjacent to I-77, the facility and development will ultimately include:

- The Panthers new HQ offices
- An indoor practice facility
- Outdoor practice fields which can also be utilized to host multiple high school football games.
- Indoor facility to host athletic events and games, concerts and corporate events
- A premier orthopedic sports medicine facility
- Corporate offices
- Residential space
- Retail stores

The headquarters will also mean significant infrastructure improvements for the region. An interchange off I-77 will be part of additional road improvements, including more than 13,000 feet of new public streets, 2,600 parking spaces, sidewalks and trail networks for cyclists and pedestrian walkers and runners.

DESIGN OVERVIEW



The Carolina Panthers Rock Hill Development is an innovative mixed-use, pedestrian friendly community anchored by the practice facility, headquarters offices, and sports/entertainment venue with emphasis on retail/entertainment/media productions, hospitality, employment, research and development, residential dwellings, indoor and outdoor recreation, and open space uses. Constructed on a 200+ acre site adjacent to I-77, the Panthers organization is investing to develop and build the facility and development infrastructure, which will initially include: new headquarters offices; an indoor practice facility; outdoor practice fields; scalable small stadium to host high school sports, concerts, festivals, etc.; an indoor facility to host games, concerts and corporate events; and a premier orthopedic sports medicine facility.

Inspired by the quarries of South Carolina and the city of Rock Hill, Populous introduced its design with the following fundamental principles:

- To think football and beyond
- To be smart and state-of-the-art
- To be authentically Panthers



As guests arrive at the training facility, the entrance greets everyone with a moment of significant impact - a series of canted glass walls, articulated metal panels and LED displays are choreographed to captivate visitors upon entry, culminating at one of the building's peaked rooflines which rises toward the southeast. The west lobby serves as the team entry and opens up to a one-of-a-kind commons area that serves as a social gathering space for café style dining, impromptu meetings, and multi-purpose events - each offering the ability to enjoy expansive views of the surrounding landscape.

Once arriving to the athlete facilities, the team locker room and training and recovery programs organize themselves around the primary length of the building and open themselves up to natural light and the outdoor practice fields to the south. Elevated office environments, lounges, and a café provide open views to the south and a direct relationship to the pavilion to the north which houses the facility's indoor playing field. Beyond the pavilion to the north lies an outdoor playing field, spectator seating, and bermed viewing areas, which will serve as a unique outdoor canvas for live events. For increased capacities and integration of indoor and outdoor space, the pavilion's two 90-foot wide by 80-foot tall operable glazed doors will open to transform the complex into a spectacular event space for concerts and live events.

For more information and additional renderings, visit panthers.com/rockhill.

UNOFFICIAL DEPTH CHART

(As of November 2, 2021)

OFFENSE

WR	2 DJ Moore	<u>12</u> Shi Smith	<u>88</u> Terrace Marshall Jr.
LT	75 Cameron Erving	65 Dennis Daley	
LG	73 Michael Jordan	65 Dennis Daley	
C	61 Matt Paradis	68 Sam Tecklenburg	
RG	78 Trent Scott	65 Dennis Daley	
RT	72 Taylor Moton	<u>70</u> Brady Christensen	
TE	<u>82</u> Tommy Tremble		
TE	80 Ian Thomas	86 Colin Thompson	
WR	11 Robby Anderson	13 Alex Erickson	
RB	14 Sam Darnold	6 PJ Walker	
QB	<u>30</u> Chuba Hubbard	32 Royce Freeman	20 Ameer Abdullah 45 Giovanni Ricci

DEFENSE

DE	53 Brian Burns	98 Marquis Haynes Sr.	
DT	95 Derrick Brown	<u>71</u> Phil Hoskins	
DT	90 DaQuan Jones	93 Bravvion Roy	
DE	91 Morgan Fox	97 Yetur Gross-Matos	
SAM	43 Haason Reddick	49 Frankie Luvu	
MIKE	4 Jermaine Carter Jr.	57 Clay Johnston	
WILL	7 Shaq Thompson	50 Julian Stanford	47 Kamal Martin
CB	26 Donte Jackson	15 CJ Henderson	23 Stantley Thomas-Oliver
CB	24 A.J. Bouye	<u>28</u> Keith Taylor Jr.	29 Rashaan Melvin 9 Stephon Gilmore
FS	21 Jeremy Chinn	42 Sam Franklin Jr.	
SS	34 Sean Chandler	27 Kenny Robinson	

SPECIALISTS

K	5 Zane Gonzalez		
H			
P			
LS	44 JJ Jansen		
PR	13 Alex Erickson	<u>12</u> Shi Smith	2 DJ Moore
KR	20 Ameer Abdullah	13 Alex Erickson	<u>12</u> Shi Smith

PRONUNCIATION GUIDE

A.J. Bouye	boy-YAY	Kamal Martin	kuh-MALL
Stephon Gilmore	steph-AHN	Taylor Moton	MOAT-ton
Yetur Gross-Matos	YEE-tore	Matt Paradis	PARE-uh-diss
Marquis Haynes Sr.	mar-KEESE	Haason Reddick	ha-SAHN
Chuba Hubbard	CHEW-ba	Bravvion Roy	BRAY-vee-on
DaQuan Jones	Day-QUAN	Shi Smith	SHY
Frankie Luvu	LOO-voo		

ALPHABETICAL ROSTER

NO.	NAME	POS	HT	WT	DOB	EXP	COLLEGE	HOMETOWN	HOW ACQ
20	Abdullah, Ameer	RB	5-8	200	28	7	Nebraska	Homewood, Ala.	FA-21
11	Anderson, Robby	WR	6-3	190	28	6	Temple	Fort Lauderdale, Fla.	FA-20 NYJ
24	Bouye, A.J.	CB	6-0	190	30	9	Central Florida	Tucker, Ga.	UFA-20
95	Brown, Derrick	DT	6-5	320	23	2	Auburn	Burford, Ga.	D1-20
53	Burns, Brian	DE	6-5	250	23	3	Florida State	Fort Lauderdale, Fla.	D1-19
4	Carter Jr., Jermaine	LB	6-1	225	26	4	Maryland	Rockville, Md.	D5-18
34	Chandler, Sean	S	5-10	200	25	3	Temple	Camden, N.J.	FA-20
21	Chinn, Jeremy	S	6-3	220	23	2	Southern Illinois	Fishers, Ind.	D2b-20
70	Christensen, Brady	T	6-6	300	25	R	BYU	Bountiful, Utah	D3a-21
65	Daley, Dennis	G	6-6	325	25	3	South Carolina	Columbia, S.C.	D6-19
14	Darnold, Sam	QB	6-3	225	24	4	Southern California	Capistrano Beach, CA	TR-21 NYJ
13	Erickson, Alex	WR	6-0	195	28	6	Wisconsin	Darlington, Wis.	FA-21
75	Erving, Cameron	T	6-5	315	29	7	Florida State	Moultrie, Ga.	FA-21
91	Fox, Morgan	DE	6-3	260	27	6	Colorado State Pueblo	Fountain, Colo.	FA-21
42	Franklin Jr., Sam	S	6-3	210	25	2	Temple	Crystal River, Fla.	FA-21 DEN
32	Freeman, Royce	RB	6-0	238	25	4	Oregon	Imperial, Calif.	WW-21
9	Gilmore, Stephen	CB	6-1	202	31	10	South Carolina	Rock Hill, S.C.	TR-21 NE
5	Gonzalez, Zane	K	6-0	202	26	5	Arizona State	Deer Park, Texas	FA-21
97	Gross-Matos, Yetur	DE	6-5	265	23	2	Penn State	Spotsylvania, Va.	D2a-20
98	Haynes Sr., Marquis	DE	6-2	235	27	4	Mississippi	Jacksonville, Fla.	D4b-18
15	Henderson, CJ	CB	6-1	205	23	2	Florida	Miami, Fla.	TR-21 JAX
71	Hoskins, Phil	DT	6-5	280	24	R	Kentucky	Toledo, Ohio	D7-21
30	Hubbard, Chuba	RB	6-1	210	22	R	Oklahoma State	Alberta, Canada	D4-21
26	Jackson, Donte	CB	5-10	180	25	4	Louisiana State	Metairie, La.	D2-18
44	Jansen, JJ	LS	6-2	235	35	14	Notre Dame	Phoenix, Ariz.	TR-09 GB
57	Johnston, Clay	LB	6-1	225	25	1	Baylor	Ablene, Texas	FA-20
90	Jones, DaQuan	DT	6-4	320	29	8	Penn State	Johnson City, N.Y.	UFA-21 TEN
73	Jordan, Michael	G	6-6	315	23	3	Ohio State	Canton, Mich.	WW-21 CIN
49	Luvu, Frankie	LB	6-3	235	25	4	Washington State	Tafuna, American Samoa	FA-21
88	Marshall Jr., Terrace	WR	6-2	200	21	R	Louisiana State	Bossier City, La.	D2-21
47	Martin, Kamal	LB	6-3	240	23	2	Minnesota	Burnsville, Minn.	FA-21
29	Melvin, Rashaan	CB	6-2	195	32	9	Northern Illinois	Waukegan, Ill.	FA-21
2	Moore, DJ	WR	6-0	210	24	4	Maryland	Philadelphia, Pa.	D1-18
72	Moton, Taylor	T	6-5	325	27	5	Western Michigan	Okemos, Mich.	D2b-17
61	Paradis, Matt	C	6-3	300	32	7	Boise State	Council, Idaho	UFA-19 DEN
43	Reddick, Haason	OLB	6-1	235	27	5	Temple	Camden, NJ	FA-21
45	Ricci, Giovanni	FB	6-3	240	25	1	Western Michigan	Loveand, Ohio	FA-20
27	Robinson, Kenny	S	6-2	200	22	2	West Virginia	Wilksburg, Pa.	D5-20
93	Roy, Bravron	DT	6-1	330	25	2	Baylor	Spring, Texas	D6-20
78	Scott, Trent	OL	6-5	320	27	3	Grambling State	Huntsville, Ala.	WW-20 LAC
12	Smith, Shi	WR	5-10	180	23	R	South Carolina	Union, S.C.	D6b-21
60	Starlin, Julian	LB	6-1	200	21	R	Wagner	Bloomfield, CT	D1-21
28	Taylor Jr., Keith	CB	6-3	195	22	R	Washington	Long Beach, Calif.	D5b-21
68	Tecklenburg, Sam	C	6-4	310	24	1	Baylor	Plano, Texas	FA-20
80	Thomas, Ian	TE	6-4	260	25	4	Indiana	Baltimore, Md.	D4a-18
23	Thomas-Oliver, Stanley	CB	6-0	190	23	2	Florida International	Punta Gorda, Fla.	D7-20
86	Thompson, Colin	TE	6-4	255	27	2	Temple	Doyltestown, Pa.	FA-20
7	Thompson, Shaq	LB	6-0	230	27	7	Washington	Sacramento, Calif.	D1-15
82	Tremble, Tommy	TE	6-4	250	21	R	Notre Dame	Peachtree Corners, Ga.	D3b-21
6	Walker, PJ	QB	5-11	210	26	2	Temple	Elizabeth, N.J.	FA-20

Practice Squad (16)

39	Bonnafon, Reggie	RB	6-0	215	25	3	Louisville	Louisville, Ky.	FA-18
33	Brown, Spencer	RB	6-0	220	22	R	Alabama-Birmingham	Warrior, Ala.	FA-21
83	Cole, Matt	WR	5-10	195	24	1	McKendree	Chicago, Ill.	FA-21
10	Edwards, Lachlan	P	6-4	209	29	5	Sam Houston State	Hastings, Australia	FA-21
36	Harper, Madre	CB	6-1	196	24	2	Southern Illinois	Arlington, Texas	FA-21
66	Horton, Mike	G	6-4	325	25	1	Auburn	Atlanta, Ga.	FA-20
18	Kirkwood, Keith	WR	6-3	210	27	4	Temple	Neptune, N.J.	FA-20
96	Larkin, Austin	DE	6-3	265	26	2	Purdue	San Ramon, Calif.	FA-20
17	Love, Josh	QB	6-2	205	25	1	San Jose State	Mission Viejo, Calif.	FA-21
62	Monteiro, Aaron	G	6-6	315	24	1	Boston College	Brockton, Mass	FA-19
10	Morgan, James	QB	6-4	230	24	2	Florida International	Green Bay, WI	FA-21
19	Parker, Aaron	WR	6-3	205	23	1	Rhode Island	Bradwinne, Md.	FA-21
74	Pleasants, Austen	OL	6-7	315	24	1	Ohio	Ironton, Ohio	FA-21
81	Saunders, C.J.	WR	5-10	190	25	R	Ohio State	Ironton, Ohio	FA-21
17	Snead, Willie	WR	5-11	205	29	7	Ball State	Muskegon Heights, Mich.	FA-21
84	Sullivan, Stephen	TE	6-5	245	24	1	Louisiana State	Donaldsonville, La.	FA-20

Injured Reserve - Designated For Return (1)

31	Burris, Justin	S	6-0	210	28	6	North Carolina State	Raleigh, N.C.	UFA-20 CLE
----	----------------	---	-----	-----	----	---	----------------------	---------------	------------

Injured Reserve (12)

77	Brown, Deonte	G	6-4	335	23	R	Alabama	Decatur, Ala.	D6a-21
3	Charlton, Joseph	P	6-5	190	24	2	South Carolina	Columbia, S.C.	FA-21
60	Elfein, Pat	G	6-3	305	27	5	Ohio State	Pickerington, OH	FA-21
46	Fletcher, Thomas	LS	6-1	235	23	R	Alabama	Bradenton, Fla.	D6c-21
38	Hartsfield, Myles	S	5-11	210	24	2	Mississippi	Sayreville, N.J.	FA-20
8	Horn, Jaycee	CB	6-1	200	21	R	South Carolina	Alpharetta, Ga.	D1-21
92	Johnson, Darryl	DE	6-6	262	24	3	North Carolina A&T	Kingsland, Ga.	D1-21 BUF
22	McCaffrey, Christian	RB	5-11	205	25	5	Stanford	Highlands Ranch, Colo.	FA-20
67	Miller, John	G	6-3	315	28	7	Louisville	Miami, Fla.	D1-17
94	Nixon, Daviyon	DT	6-3	305	22	R	Iowa	Kenosha, Wisc.	D5a-21
25	Pride Jr., Troy	CB	5-11	195	23	2	Notre Dame	Greer, S.C.	D4-20
16	Zylstra, Brandon	WR	6-2	215	28	4	Concordia	Spicer, Minn.	WW-19 MIN

Practice Squad/Injured Reserve (1)

69	Herron, Frank	DE	6-5	275	27	2	Louisiana State	Centerville, Ill.	FA-21
----	---------------	----	-----	-----	----	---	-----------------	-------------------	-------

NUMERICAL ROSTER

NO.	NAME	POS	HT	WT	DOB	EXP	COLLEGE	HOMETOWN	HOW ACQ
2	Moore, DJ	WR	6-0	210	24	4	Maryland	Philadelphia, Pa.	D1-18
4	Carter Jr., Jermaine	LB	6-1	225	26	4	Maryland	Rockville, Md.	D5-18
5	Gonzalez, Zane	K	6-0	202	26	5	Arizona State	Deer Park, Texas	FA-21
6	Walker, PJ	QB	5-11	210	26	2	Temple	Elizabeth, N.J.	FA-20
7	Thompson, Shaq	LB	6-0	230	27	7	Washington	Sacramento, Calif.	D1-15
9	Gilmore, Stephen	CB	6-1	202	31	10	South Carolina	Rock Hill, S.C.	TR-21 NE
11	Anderson, Robby	WR	6-3	190	28	6	Temple	Fort Lauderdale, Fla.	UFA-20 NYJ
12	Smith, Shi	WR	5-10	190	23	R	South Carolina	Union, S.C.	D6b-21
13	Erickson, Alex	WR	6-0	195	28	6	Wisconsin	Darlington, Wis.	FA-21
14	Darnold, Cam	QB	6-3	225	24	4	Southern California	Capistrano Beach, CA	TR-21 NYJ
15	Henderson, CJ	CB	6-1	205	23	2	Florida	Miami, Fla.	TR-21 JAX
20	Abdullah, Ameer	RB	5-8	200	28	7	Nebraska	Homewood, Ala.	FA-21
21	Chinn, Jeremy	S	6-3	220	23	2	Southern Illinois	Fishers, Ind.	D2b-20
23	Thomas-Oliver, Stantley	CB	6-0	190	23	2	Florida International	Punta Gorda, Fla.	D7-20
24	Bouye, A.J.	CB	6-0	190	30	9	Central Florida	Tucker, Ga.	FA-21
26	Jackson, Donte	CB	5-10	180	25	4	Louisiana State	Metairie, La.	D2-18
27	Robinson, Nenny	S	6-2	200	22	2	West Virginia	Wilksburg, Pa.	D5-20
28	Taylor Jr., Keith	CB	6-3	195	22	R	Washington	Long Beach, Calif.	D5b-21
29	Melvin, Rashaan	CB	6-2	195	32	9	Northern Illinois	Waukegan, Ill.	FA-21
30	Hubbard, Chuba	RB	6-1	210	22	R	Oklahoma State	Alberta, Canada	D4-21
32	Freeman, Royce	RB	6-0	238	25	4	Oregon	Imperial, Calif.	WW-21 DEN
34	Chandler, Sean	S	5-10	200	25	3	Temple	Camden, N.J.	FA-20
42	Franklin Jr., Sam	S	6-3	210	25	2	Temple	Crystal River, Fla.	FA-20
43	Reddick, Haason	OLB	6-1	235	27	5	Temple	Camden, NJ	FA-21
44	Jansen, JJ	LS	6-2	235	35	14	Notre Dame	Phoenix, Ariz	TR-09 GB
45	Ricci, Giovanni	FB	6-3	240	25	1	Western Michigan	Loveland, Ohio	FA-20
47	Martin, Kamal	LB	6-3	240	23	2	Minnesota	Burnsville, Minn.	FA-21
49	Luvu, Frankie	LB	6-3	235	25	4	Washington State	Tafuna, American Samoa	FA-21
50	Stanford, Julian	LB	6-1	230	31	8	Wagner	Bloomfield, CT	FA-21
51	Burns, Brian	DE	6-5	250	23	3	Florida State	Fort Lauderdale, Fla.	D1-19
57	Johnston, Clay	LB	6-1	225	25	1	Baylor	Ablene, Texas	FA-20
61	Paradis, Matt	C	6-3	300	32	7	Boise State	Council, Idaho	UFA-19 DEN
65	Daley, Dennis	G	6-6	325	25	3	South Carolina	Columbia, S.C.	D6-19
68	Tecklenburg, Sam	C	6-4	310	24	1	Baylor	Plano, Texas	FA-20
70	Christensen, Brady	T	6-6	300	25	R	BYU	Bountiful, Utah	D3a-21
71	Hoskins, Phil	DT	6-5	280	24	R	Kentucky	Toledo, Ohio	D7-21
72	Moton, Taylor	T	6-5	325	27	5	Western Michigan	Okemos, Mich.	D2b-17
73	Jordan, Michael	G	6-6	315	23	3	Ohio State	Canton, Mich.	WW-21 CIN
75	Erving, Cameron	T	6-5	315	29	7	Florida State	Moultrie, Ga.	FA-21
78	Scott, Trent	OL	6-5	320	27	3	Grambling State	Huntsville, Ala.	WW-20 LAC
80	Thomas, Ian	TE	6-4	260	25	4	Indiana	Baltimore, Md.	D4a-18
82	Tremble, Tommy	TE	6-4	250	21	R	Notre Dame	Peachtree Corners, Ga.	D3b-21
86	Thompson, Colin	TE	6-4	255	27	2	Temple	Doylestown, Pa.	FA-20
88	Marshall Jr., Terrace	WR	6-2	200	21	R	Louisiana State	Bossier City, La.	D2-21
90	Jones, DaQuan	DT	6-4	320	29	8	Penn State	Johnston City, N.Y.	UFA-21 TEN
91	Fox, Morgan	DE	6-3	260	27	6	Colorado State Pueblo	Fountain, Colo.	FA-21
93	Roy, Bravion	DT	6-1	330	25	2	Baylor	Spring, Texas	D6-20
95	Brown, Derrick	DT	6-5	320	23	2	Auburn	Buford, Ga.	D1-20
97	Gross-Matos, Yetur	DE	6-5	265	23	2	Penn State	Spotsylvania, Va.	D2a-20
98	Haynes Sr., Marquis	DE	6-2	235	27	4	Mississippi	Jacksonville, Fla.	D4b-18

Practice Squad (16)

10	Morgan, James	QB	6-4	230	24	2	Florida International	Green Bay, WI	FA-21
10	Edwards, Lachlan	P	6-4	209	29	5	Sam Houston State	Hastings, Australia	FA-21
17	Snead, Willie	WR	5-11	205	29	7	Ball State	Muskegon Heights, Mich.	FA-21
17	Love, Josh	QB	6-2	205	25	1	San Jose State	Mission Viejo, Calif.	FA-21
18	Kirkwood, Keith	WR	6-3	210	27	4	Temple	Neptune, N.J.	FA-20
19	Parker, Aaron	WR	6-3	205	23	1	Rhode Island	Brandywine, Md.	FA-21
33	Brown, Spencer	RB	6-0	220	22	R	Alabama-Birmingham	Warrior, Ala.	FA-21
36	Harper, Madie	CB	6-1	196	24	2	Southern Illinois	Arlington, Texas	FA-21
39	Bonaton, Reggie	RB	6-0	215	25	3	Louisville	Louisville, Ky	FA-18
62	Monteiro, Aaron	G	6-6	315	24	1	Boston College	Brockton, Mass	FA-19
66	Horton, Mike	G	6-4	325	25	1	Auburn	Atlanta, Ga.	FA-20
74	Pleasanten, Austen	OL	6-7	315	24	1	Ohio	Ironton, Ohio	FA-21
81	Saunders, C.J.	WR	5-10	190	25	R	Ohio State	Atlanta, Ga.	FA-21
83	Cole, Matt	WR	5-10	195	24	1	McKendree	Chicago, Ill.	FA-21
84	Sullivan, Stephen	TE	6-5	245	24	1	Louisiana State	Donaldsonville, La.	FA-20
96	Larkin, Austin	DE	6-3	265	26	2	Purdue	San Ramon, Calif.	FA-20

Injured Reserve - Designated For Return (1)

31	Burris, Justin	S	6-0	210	28	6	North Carolina State	Raleigh, N.C.	UFA-20 CLE
----	----------------	---	-----	-----	----	---	----------------------	---------------	------------

Injured Reserve (12)

3	Charlton, Joseph	P	6-5	190	24	2	South Carolina	Columbia, S.C.	FA-20
8	Horn, Jaycee	CB	6-1	200	21	R	South Carolina	Alpharetta, Ga.	D1-21
16	Zylstra, Brandon	WR	6-2	215	28	4	Concordia	Spicer, Minn.	WW-19 MIN
22	McCaffrey, Christian	RB	5-11	205	25	5	Stanford	Highlands Ranch, Colo.	D1-17
25	Pride Jr., Troy	CB	5-11	195	23	2	Notre Dame	Greer, S.C.	D4-20
38	Hartsfield, Myles	S	5-11	210	24	2	Mississippi	Sayreville, N.J.	FA-20
46	Fletcher, Thomas	LS	6-1	235	23	R	Alabama	Bradenton, Fla.	D6c-21
60	Elfflein, Pat	G	6-3	305	27	5	Ohio State	Pickerington, OH	FA-21
67	Miller, John	G	6-3	315	28	7	Louisville	Miami, Fla.	FA-20
77	Brown, Deonte	G	6-4	335	23	R	Alabama	Decatur, Ala.	D6a-21
92	Johnson, Darryl	DE	6-6	262	24	3	North Carolina A&T	Kingsland, Ga.	TR-21 BUF
94	Nixon, Daviyon	DT	6-3	305	22	R	Iowa	Kenosha, Wisc.	D5a-21

Practice Squad/Injured Reserve (1)

69	Herron, Frank	DE	6-5	275	27	2	Louisiana State	Centerville, Ill.	FA-21
----	---------------	----	-----	-----	----	---	-----------------	-------------------	-------

POSITIONAL ROSTER

NO.	NAME	POS.	HT.	WT.	AGE	EXP.	COLLEGE	HOMETOWN	HOW ACQ.
QUARTERBACKS (4)									
6	Walker, PJ	QB	5-11	210	26	2	Temple	Elizabeth, N.J.	FA-20
10	Morgan, James (PS)	QB	6-4	230	24	2	Florida International	Green Bay, WI	FA-21
14	Darnold, Sam	QB	6-3	225	24	4	Southern California	Capistrano Beach, CA	TR-21 NYJ
17	Love, Josh (PS)	QB	6-2	205	25	1	San Jose State	Mission Viejo, Calif.	FA-21
RUNNING BACKS (7)									
20	Abdullah, Ameer	RB	5-8	200	28	7	Nebraska	Homewood, Ala.	FA-21
22	McCaffrey, Christian (IR)	RB	5-11	205	25	5	Stanford	Highlands Ranch, Colo.	D1-17
30	Hubbard, Chuba	RB	6-1	210	22	R	Oklahoma State	Alberta, Canada	D4-21
32	Freeman, Royce	RB	6-0	238	25	4	Oregon	Imperial, Calif.	WW-21 DEN
33	Brown, Spencer (PS)	RB	6-0	220	22	R	Alabama-Birmingham	Warrior, Ala.	FA-21
39	Bonnafon, Reggie (PS)	RB	6-0	215	25	3	Louisville	Louisville, Ky.	FA-18
45	Ricci, Giovanni	FB	6-3	240	25	1	Western Michigan	Loveland, Ohio	FA-20
WIDE RECEIVERS (11)									
2	Moore, DJ	WR	6-0	210	24	4	Maryland	Philadelphia, Pa.	D1-18
11	Anderson, Robby	WR	6-3	190	28	6	Temple	Fort Lauderdale, Fla.	UFA-20 NYJ
12	Smith, Shi	WR	5-10	190	23	R	South Carolina	Union, S.C.	D6b-21
13	Erickson, Alex	WR	6-0	195	28	6	Wisconsin	Darlington, Wis.	FA-21
16	Zylstra, Brandon (IR)	WR	6-2	215	28	4	Concordia	Spicer, Minn.	WW-19 MIN
17	Snead, Willie (PS)	WR	5-11	205	29	7	Ball State	Muskegon Heights, Mich.	FA-21
18	Kirkwood, Keith (PS)	WR	6-3	210	27	4	Temple	Neptune, N.J.	FA-20
19	Parker, Aaron (PS)	WR	6-3	205	23	1	Rhode Island	Brandywine, Md.	FA-21
81	Saunders, C.J. (PS)	WR	5-10	190	25	R	Ohio State		FA-21
83	Cole, Matt (PS)	WR	5-10	195	24	1	McKendree	Chicago, Ill.	FA-21
88	Marshall Jr., Terrace	WR	6-2	200	21	R	Louisiana State	Bossier City, La.	D2-21
TIGHT ENDS (4)									
80	Thomas, Ian	TE	6-4	260	25	4	Indiana	Baltimore, Md.	D4a-18
82	Tremble, Tommy	TE	6-4	250	21	R	Notre Dame	Peachtree Corners, Ga.	D3b-21
84	Sullivan, Stephen (PS)	TE	6-5	245	24	1	Louisiana State	Donaldsonville, La.	FA-20
86	Thompson, Colin	TE	6-4	255	27	2	Temple	Doylstown, Pa.	FA-20
OFFENSIVE LINE (14)									
60	Elflein, Pat (IR)	G	6-3	305	27	5	Ohio State	Pickerington, OH	FA-21
61	Paradis, Matt	C	6-3	300	32	7	Boise State	Council, Idaho	UFA-19 DEN
62	Monteiro, Aaron (PS)	G	6-6	315	24	1	Boston College	Brockton, Mass	FA-19
65	Daley, Dennis	G	6-6	325	25	3	South Carolina	Columbia, S.C.	D6-19
66	Horton, Mike (PS)	G	6-4	325	25	1	Auburn	Atlanta, Ga.	FA-20
67	Miller, John (IR)	G	6-3	315	28	7	Louisville	Miami, Fla.	FA-20
68	Tecklenburg, Sam	C	6-4	310	24	1	Baylor	Plano, Texas	FA-20
70	Christensen, Brady	T	6-6	300	25	R	BYU	Bountiful, Utah	D3a-21
72	Moton, Taylor	T	6-5	325	27	5	Western Michigan	Okemos, Mich.	D2b-17
73	Jordan, Michael	G	6-6	315	23	3	Ohio State	Canton, Mich.	WW-21 CIN
74	Pleasant, Austen (PS)	OL	6-7	315	24	1	Ohio	Ironton, Ohio	FA-21
75	Erving, Cameron	T	6-5	315	29	7	Florida State	Moultrie, Ga.	FA-21
77	Brown, Deonte (IR)	G	6-4	335	23	R	Alabama	Decatur, Ala.	D6a-21
78	Scott, Trent	OL	6-5	320	27	3	Grambling State	Huntsville, Ala.	WW-20 LAC
LINEBACKERS (7)									
4	Carter Jr., Jermaine	LB	6-1	225	26	4	Maryland	Rockville, Md.	D5-18
7	Thompson, Shaq	LB	6-0	230	27	7	Washington	Sacramento, Calif.	D1-15
43	Reddick, Haason	OLB	6-1	235	27	5	Temple	Camden, NJ	FA-21
47	Martin, Kamal	LB	6-3	240	23	2	Minnesota	Burnsville, Minn.	FA-21

POSITIONAL ROSTER

49	Luvu, Frankie	LB	6-3	235	25	4	Washington State	Tafuna, American Samoa	FA-21
50	Stanford, Julian	LB	6-1	230	31	8	Wagner	Bloomfield, CT	FA-21
57	Johnston, Clay	LB	6-1	225	25	1	Baylor	Abilene, Texas	FA-20

DEFENSIVE BACKS (16)

8	Horn, Jaycee (IR)	CB	6-1	200	21	R	South Carolina	Alpharetta, Ga.	D1-21
9	Gilmore, Stephon	CB	6-1	202	31	10	South Carolina	Rock Hill, S.C.	TR-21 NE
15	Henderson, CJ	CB	6-1	205	23	2	Florida	Miami, Fla.	TR-21 JAX
21	Chinn, Jeremy	S	6-3	220	23	2	Southern Illinois	Fishers, Ind.	D2b-20
23	Thomas-Oliver, Stantley	CB	6-0	190	23	2	Florida International	Punta Gorda, Fla.	D7-20
24	Bouye, A.J.	CB	6-0	190	30	9	Central Florida	Tucker, Ga.	FA-21
25	Pride Jr., Troy (IR)	CB	5-11	195	23	2	Notre Dame	Greer, S.C.	D4-20
26	Jackson, Donte	CB	5-10	180	25	4	Louisiana State	Metairie, La.	D2-18
27	Robinson, Kenny	S	6-2	200	22	2	West Virginia	Wilkinsburg, Pa.	D5-20
28	Taylor Jr., Keith	CB	6-3	195	22	R	Washington	Long Beach, Calif.	D5b-21
29	Melvin, Rashaan	CB	6-2	195	32	9	Northern Illinois	Waukegan, Ill.	FA-21
31	Burris, Justin (IRD)	S	6-0	210	28	6	North Carolina State	Raleigh, N.C.	UFA-20 CLE
34	Chandler, Sean	S	5-10	200	25	3	Temple	Camden, N.J.	FA-20
36	Harper, Madre (PS)	CB	6-1	196	24	2	Southern Illinois	Arlington, Texas	FA-21
38	Hartsfield, Myles (IR)	S	5-11	210	24	2	Mississippi	Sayreville, N.J.	FA-20
42	Franklin Jr., Sam	S	6-3	210	25	2	Temple	Crystal River, Fla.	FA-20

DEFENSIVE LINE (12)

53	Burns, Brian	DE	6-5	250	23	3	Florida State	Fort Lauderdale, Fla.	D1-19
69	Herron, Frank (PSIR)	DE	6-5	275	27	2	Louisiana State	Centerville, Ill.	FA-21
71	Hoskins, Phil	DT	6-5	280	24	R	Kentucky	Toledo, Ohio	D7-21
90	Jones, DaQuan	DT	6-4	320	29	8	Penn State	Johnson City, N.Y.	UFA-21 TEN
91	Fox, Morgan	DE	6-3	260	27	6	Colorado State Pueblo	Fountain, Colo.	FA-21
92	Johnson, Darryl (IR)	DE	6-6	262	24	3	North Carolina A&T	Kingsland, Ga.	TR-21 BUF
93	Roy, Bravvion	DT	6-1	330	25	2	Baylor	Spring, Texas	D6-20
94	Nixon, Daviyon (IR)	DT	6-3	305	22	R	Iowa	Kenosha, Wisc.	D5a-21
95	Brown, Derrick	DT	6-5	320	23	2	Auburn	Buford, Ga.	D1-20
96	Larkin, Austin (PS)	DE	6-3	265	26	2	Purdue	San Ramon, Calif.	FA-20
97	Gross-Matos, Yetur	DE	6-5	265	23	2	Penn State	Spotsylvania, Va.	D2a-20
98	Haynes Sr., Marquis	DE	6-2	235	27	4	Mississippi	Jacksonville, Fla.	D4b-18

SPECIALISTS (5)

3	Charlton, Joseph (IR)	P	6-5	190	24	2	South Carolina	Columbia, S.C.	FA-20
5	Gonzalez, Zane	K	6-0	202	26	5	Arizona State	Deer Park, Texas	FA-21
10	Edwards, Lachlan (PS)	P	6-4	209	29	5	Sam Houston State	Hastings, Australia	FA-21
44	Jansen, JJ	LS	6-2	235	35	14	Notre Dame	Phoenix, Ariz.	TR-09 GB
46	Fletcher, Thomas (IR)	LS	6-1	235	23	R	Alabama	Bradenton, Fla.	D6c-21

HOW BUILT

YEAR	DRAFTEES (22)	FREE AGENTS (17)	COLLEGE FREE AGENTS (3)	TRADES/WAIVERS (6)	PRACTICE SQUAD (0)
2009				LS JJ Jansen (TR-09 GB)	
2015	LB Shaq Thompson (1)				
2017	T Taylor Moton (2)				
2018	WR DJ Moore (1) CB Donte Jackson (2) DE Marquis Haynes Sr. (4) TE Ian Thomas (4) LB Jermaine Carter Jr. (5)				
2019	DE Brian Burns (1) G Dennis Daley (6)	C Matt Paradis (UFA-19 DEN)			
2020	DT Derrick Brown (1) DE Yetur Gross-Matos (2) S Jeremy Chinn (2b) S Kenny Robinson (5) DT Bravvion Roy (6) CB Stantley Thomas-Oliver (7)	WR Robby Anderson (UFA-20 NYJ) S Sean Chandler (FA-20) LB Clay Johnston (FA-20) TE Colin Thompson (FA-20) QB PJ Walker (FA-20)	S Sam Franklin Jr. (FA-20) FB Giovanni Ricci (FA-20) C Sam Tecklenburg (FA-20)	OL Trent Scott (WV-20 LAC)	
2021	WR Terrace Marshall Jr. (2) T Brady Christensen (3) TE Tommy Tremble (3) RB Chuba Hubbard (4) CB Keith Taylor Jr. (5b) WR Shi Smith (6b) DT Phil Hoskins (7)	CB A.J. Bouye (FA-21) WR Alex Erickson (FA-21) T Cameron Erving (FA-21) DE Morgan Fox (FA-21) K Zane Gonzalez (FA-21) DT DaQuan Jones (UFA-21 TEN) LB Frankie Luvu (FA-21) LB Kamal Martin (FA-21) CB Rashaan Melvin (FA-21) OLB Haason Reddick (FA-21) LB Julian Stanford (FA-21)		QB Sam Darnold (TR-21 NYJ) RB Royce Freeman (WV-21 DEN) CB CJ Henderson (TR-21 JAX) G Michael Jordan (WV-21 CIN)	

TRANSACTIONS

DATE	POS.	NAME	TRANSACTION	DATE	POS.	NAME	TRANSACTION
30-Oct	CB	Stephon Gilmore	Activated from PUP list	18-Sep	C	Sam Tecklenburg	Elevated to active roster via standard COVID elevation
30-Oct	DE	Darryl Johnson	Placed on reserve/injured list				
30-Oct	P	Lachlan Edwards	Elevated to active roster via standard COVID elevation	18-Sep	CB	Rashaan Melvin	Elevated to active roster via standard COVID elevation
30-Oct	WR	Keith Kirkwood	Elevated to active roster via standard COVID elevation	17-Sep	CB	Rashaan Melvin	Signed to practice squad
29-Oct	WR	Willie Snead	Signed to practice squad	17-Sep	CB	John Brannon	Released from practice squad
29-Oct	DE	Frank Herron	Placed on practice squad/injured list	15-Sep	G	John Miller	Activated from reserve/COVID-19 list
28-Oct	DT	Davyon Nixon	Placed on reserve/injured list	14-Sep	CB	Corn Elder	Signed to practice squad
27-Oct	S	Justin Burris	Designated to return from IR	14-Sep	K	Zane Gonzalez	Signed
27-Oct	WR	Devin Smith	Signed to practice squad	14-Sep	K	Ryan Santos	Waived
27-Oct	DE	Austin Larkin	Signed to practice squad	13-Sep	DB	Myles Hartsfield	Placed on reserve/injured list
				13-Sep	S	Jalen Julius	Signed to practice squad
				13-Sep	WR	Alex Erickson	Signed to active roster
25-Oct	P	Ryan Winslow	Released	13-Sep	WR	Omar Bayless	Released from practice squad
25-Oct	K	Dominik Eberle	Released	11-Sep	WR	Alex Erickson	Elevated (COVID-19 Replacement) to active roster
25-Oct	P	Lachlan Edwards	Signed to practice squad				
25-Oct	G	John Miller	Placed on reserve/injured list	10-Sep	LB	Kamal Martin	Signed to practice squad
23-Oct	WR	Aaron Parker	Elevated to active roster via standard COVID elevation	10-Sep	S	Jalen Julius	Released from practice squad
				10-Sep	CB	John Brannon	Signed to practice squad
23-Oct	WR	Keith Kirkwood	Elevated to active roster via standard COVID elevation	6-Sep	G	John Miller	Placed on reserve/COVID-19 list
				6-Sep	WR	Alex Erickson	Signed to practice squad
23-Oct	RB	Ameer Abdullah	Signed	6-Sep	K	Dominik Eberle	Signed to practice squad
19-Oct	P	Ryan Winslow	Signed to active roster	6-Sep	G	Mike Horton	Signed to practice squad
19-Oct	WR	Brandon Zylstra	Placed on reserve/injured list	2-Sep	RB	Royce Freeman	Claimed off waivers
19-Oct	RB	Reggie Bonnafon	Signed to practice squad	2-Sep	QB	James Morgan	Signed to practice squad
				2-Sep	WR	Aaron Parker	Signed to practice squad
16-Oct	RB	Christian McCaffrey	Placed on reserve/injured list	2-Sep	CB	Rashaan Melvin	Released from practice squad
16-Oct	G	Deonte Brown	Placed on reserve/injured list	1-Sep	G	Michael Jordan	Claimed off waivers
16-Oct	G	Michael Jordan	Signed to active roster	1-Sep	S	Jalen Julius	Signed to practice squad
16-Oct	RB	Spencer Brown	Elevated to active roster via standard COVID elevation	1-Sep	S	Kenny Robinson	Signed to practice squad
				1-Sep	TE	Stephen Sullivan	Signed to practice squad
16-Oct	P	Ryan Winslow	Elevated to active roster via standard COVID elevation	1-Sep	DE	Frank Herron	Signed to practice squad
				1-Sep	WR	Omar Bayless	Signed to practice squad
14-Oct	S	Doug Middleton	Released	1-Sep	WR	C.J. Saunders	Signed to practice squad
14-Oct	S	Sheldrick Redwine	Signed to practice squad	1-Sep	RB	Spencer Brown	Signed to practice squad
14-Oct	P	Joseph Charlton	Placed on reserve/injured list	1-Sep	WR	Keith Kirkwood	Signed to practice squad
14-Oct	S	Kenny Robinson	Signed to active roster	1-Sep	RB	Rodney Smith	Signed to practice squad
14-Oct	P	Ryan Winslow	Signed to practice squad	1-Sep	C	Sam Tecklenburg	Signed to practice squad
				1-Sep	T	Aaron Monteiro	Signed to practice squad
12-Oct	T	Austen Pleasants	Signed to practice squad	1-Sep	CB	Rashaan Melvin	Signed to practice squad
11-Oct	RB	Rodney Smith	Released from practice squad	1-Sep	WR	David Moore	Waived
9-Oct	RB	Rodney Smith	Elevated to active roster via standard COVID elevation	31-Aug	CB	A.J. Bouye	Placed on reserve/suspended list
				31-Aug	RB	Rodney Smith	Waived
9-Oct	S	Kenny Robinson	Elevated to active roster via standard COVID elevation	31-Aug	LS	Thomas Fletcher	Placed on reserve/injured list
				31-Aug	S	Kenny Robinson	Waived
6-Oct	CB	Stephon Gilmore	Acquired via trade (NE)	31-Aug	CB	Rashaan Melvin	Waived
4-Oct	G	Michael Jordan	Released	31-Aug	RB	Reggie Bonnafon	Waived/Injured
4-Oct	LB	Kamal Martin	Signed to active roster	31-Aug	QB	Will Grier	Waived
4-Oct	WR	Matt Cole	Signed to practice squad	31-Aug	C	Sam Tecklenburg	Waived
4-Oct	CB	Jalen Julius	Released from practice squad	31-Aug	TE	Stephen Sullivan	Waived
2-Oct	RB	Rodney Smith	Elevated to active roster via standard COVID elevation	31-Aug	OL	Aaron Monteiro	Waived
				31-Aug	WR	C.J. Saunders	Waived
2-Oct	S	Kenny Robinson	Elevated to active roster via standard COVID elevation	31-Aug	WR	Keith Kirkwood	Waived
				31-Aug	OL	Mike Horton	Waived
28-Sep	S	Justin Burris	Placed on reserve/injured list	31-Aug	DE	Frank Herron	Waived
28-Sep	C	Sam Tecklenburg	Signed to active roster	31-Aug	WR	Omar Bayless	Waived
28-Sep	CB	Madre Harper	Signed to practice squad	31-Aug	LB	Josh Bynes	Waived
27-Sep	CB	Jaycee Horn	Placed on reserve/injured list	31-Aug	CB	Jalen Julius	Waived
27-Sep	CB	Rashaan Melvin	Signed to active roster	31-Aug	RB	Spencer Brown	Waived
27-Sep	G	Mike Horton	Signed to practice squad	31-Aug	DE	Christian Miller	Waived
27-Sep	TE	Dan Arnold	Traded to Jacksonville (C.J. Henderson & 2022 5th-round)	30-Aug	DE	Darryl Johnson	Acquired via trade (BUF)
				28-Aug	S	Doug Middleton	Waived
27-Sep	CB	C.J. Henderson	Acquired via trade (JAX)	28-Aug	LB	Jonathan Celestin	Waived
23-Sep	C	Sam Tecklenburg	Elevated to active roster via standard COVID elevation	28-Aug	WR	Ishael Hyman	Waived
				28-Aug	RB	Darius Clark	Waived/Injured
23-Sep	CB	Rashaan Melvin	Elevated to active roster via standard COVID elevation	28-Aug	LB	Paddy Fisher	Waived
				28-Aug	T	Martez Ivey	Waived
21-Sep	G	Pat Elflein	Placed on reserve/injured list	28-Aug	K	Joey Strye	Waived
21-Sep	CB	A.J. Bouye	Activated from commissioner's suspended list to active roster	27-Aug	S	Brian Cole	Waived
				26-Aug	K	Dominik Eberle	Waived
				26-Aug	K	Ryan Santos	Acquired via trade (NYG)

TRANSACTIONS

DATE	POS.	NAME	TRANSACTION	DATE	POS.	NAME	TRANSACTION
25-Aug	LB	Denzel Perryman	Traded to Las Vegas (2022 6th-rd pick)	1-May	TE	Tommy Tremble	Drafted 83rd overall
				30-Apr	T	Brady Christensen	Drafted 70th overall
24-Aug	K	Dominik Eberle	Signed	30-Apr	WR	Terrace Marshall Jr.	Drafted 59th overall
24-Aug	CB	LaDarius Wiley	Waived	29-Apr	CB	Jaycee Horn	Drafted in 8th overall
24-Aug	DE	Kendall Donnerson	Waived	28-Apr	QB	Teddy Bridgewater	Traded to Denver (2021 6th-round pick)
24-Aug	DT	Carau Reid	Waived				
23-Aug	DT	Walter Palmore	Waived	20-Apr	DT	DaQuan Jones	Signed unrestricted free agent
23-Aug	WR	Krishawn Hogan	Waived	19-Apr	LB	Jordan Mack	Placed on reserve/retired list
23-Aug	G	Marquel Harrell	Waived	13-Apr	FB	Mikey Daniel	Signed
19-Aug	WR	Micah Simon	Waived	13-Apr	DE	Frank Herron	Signed
19-Aug	DT	Walter Palmore	Free agent signing	13-Apr	DT	P.J. Johnson	Signed
18-Aug	G	Marquel Harrell	Free agent signing	12-Apr	CB	A.J. Bouye	Signed
17-Aug	OL	Matt Kaskey	Waived/Injured	6-Apr	S	J.T. Ibe	Signed
17-Aug	T	Greg Little	Traded to Miami (2022 7th-rd pick)	6-Apr	CB	Jalen Julius	Signed
17-Aug	FB	Rod Smith	Waived	6-Apr	T	Martez Ivey	Signed
17-Aug	C	Mike Panasiuk	Waived/Injured	5-Apr	QB	Sam Darnold	Acquired via trade (NYJ)
17-Aug	LB	Nate Hall	Waived/Injured	30-Mar	G	John Miller	Re-signed
17-Aug	CB	Troy Pride Jr.	Placed on reserve/injured list	30-Mar	WR	Micah Simon	Signed
11-Aug	LB	Josh Bynes	Free agent signing	24-Mar	K	Matt Amendola	Signed
11-Aug	S	Lano Hill	Waived	23-Mar	LB	Frankie Luvu	Signed
11-Aug	S	Lano Hill	Activated off reserve/COVID-19 list	22-Mar	K	Lirim Hajrullahu	Waived
10-Aug	FB	Mikey Daniel	Waived	22-Mar	TE	Dan Arnold	Signed unrestricted free agent
9-Aug	TE	Stephen Sullivan	Activated off reserve/COVID-19 list	20-Mar	WR	David Moore	Signed unrestricted free agent
9-Aug	WR	Marken Michel	Waived	19-Mar	LB	Denzel Perryman	Signed unrestricted free agent
8-Aug	DB	LaDarius Wiley	Signed	19-Mar	DE	Morgan Fox	Signed unrestricted free agent
8-Aug	DE	Kendall Donnerson	Signed	19-Mar	OLB	Haason Reddick	Signed unrestricted free agent
8-Aug	OL	David Moore	Waived	19-Mar	OL	Pat Elflin	Signed unrestricted free agent
8-Aug	DE	Austin Larkin	Waived/Injured	18-Mar	OL	Cam Erving	Signed unrestricted free agent
5-Aug	S	Brian Cole	Signed	18-Mar	RB	Darius Clark	Signed
5-Aug	WR	Ventell Bryant	Waived	17-Mar	LS	J.J. Jansen	Signed to one-year contract
5-Aug	P	Oscar Draguicevich	Waived	17-Mar	S	Tre Boston	Terminated vested veteran
5-Aug	RB	Rod Smith	Signed	16-Mar	DT	Zach Kerr	Terminated vested veteran
4-Aug	S	Doug Middleton	Signed	15-Mar	WR	Amara Darboh	Released
4-Aug	FB	Mason Stokke	Waived	11-Mar	TE	Greg Olsen	Signed one-day contract
3-Aug	LB	Nate Hall	Claimed off waivers	11-Mar	LB	Thomas Davis	Signed one-day contract
3-Aug	DB	J.T. Ibe	Waived	9-Mar	T	Taylor Moton	Placed Franchise tag
2-Aug	LB	Jonathan Celestin	Signed	23-Feb	T	Trent Scott	Signed to one-year contract extension
30-Jul	DT	Phil Hoskins	Activated off active/PUP list	22-Feb	WR	Brandon Zylstra	Signed to one-year contract extension
29-Jul	LB	Frankie Luvu	Activated from reserve/COVID-19 list	22-Feb	WR	Keith Kirkwood	Signed to one-year contract extension
28-Jul	WR	Krishawn Hogan	Signed	19-Feb	P	Michael Palardy	Terminated vested veteran
28-Jul	TE	Stephen Sullivan	Placed on reserve/COVID-19 list	19-Feb	DE	Stephen Weatherly	Terminated vested veteran
28-Jul	DB	Lano Hill	Placed on reserve/COVID-19 list	16-Feb	DT	Kawann Short	Terminated vested veteran
28-Jul	DT	Phil Hoskins	Placed on active/PUP list	12-Feb	DB	Natrell Jamerson	Released
27-Jul	LB	Frankie Luvu	Placed on Reserve/COVID-19 list	12-Feb	DT	Woodrow Hamilton	Released
27-Jul	DB	Lano Hill	Placed on active/PUP list	3-Feb	TE	Stephen Sullivan	Signed to reserve/future contract
19-Jul	T	Taylor Moton	Signed Contract Extension	5-Jan	K	Joey Snye	Signed to one-year contract extension
1-Jun	WR	C.J. Saunders	Signed	4-Jan	TE	Colin Thompson	Signed to contract extension
1-Jun	QB	Tommy Stevens	Waived	4-Jan	C	Sam Tecklenburg	Signed to reserve/future contract
26-May	DE	Frank Herron	Signed	4-Jan	DT	Mike Panasiuk	Signed to reserve/future contract
26-May	DE	Kendall Donnerson	Waived	4-Jan	TE	Giovanni Ricci	Signed to reserve/future contract
24-May	DT	Carau Reid	Signed	4-Jan	G	Aaron Monteiro	Signed to reserve/future contract
24-May	LB	Chris Orr	Waived	4-Jan	LB	Chris Orr	Signed to reserve/future contract
18-May	LB	Julian Stanford	Signed	4-Jan	WR	Marken Michel	Signed to reserve/future contract
16-May	DB	Delano Hill	Signed	4-Jan	WR	Ishmael Hyman	Signed to reserve/future contract
16-May	LB	Kendall Donnerson	Signed	4-Jan	LB	Clay Johnston	Signed to reserve/future contract
16-May	LB	Daniel Bituli	Waived	4-Jan	G	Mike Horton	Signed to reserve/future contract
16-May	DT	P.J. Johnson	Waived	4-Jan	K	Lirim Hajrullahu	Signed to reserve/future contract
16-May	K	Matt Amendola	Waived	4-Jan	WR	Amara Darboh	Signed to reserve/future contract
10-May	LB	Paddy Fisher	Signed undrafted free agent	4-Jan	DB	Sean Chandler	Signed to reserve/future contract
10-May	RB	Spencer Brown	Signed undrafted free agent	4-Jan	WR	Ventell Bryant	Signed to reserve/future contract
10-May	DT	Frank Herron	Waived	4-Jan	LB	Daniel Bituli	Signed to reserve/future contract
6-May	FB	Mason Stokke	Signed as an undrafted free agent				
6-May	P	Oscar Draguicevich	Signed as an undrafted free agent				
6-May	G	David Moore	Signed as an undrafted free agent				
2-May	DT	Phil Hoskins	Drafted 232nd overall				
2-May	G	Deonte Brown	Drafted 193rd overall				
1-May	LS	Thomas Fletcher	Drafted 222nd overall				
1-May	WR	Shi Smith	Drafted 204th overall				
1-May	CB	Keith Taylor	Drafted 166th overall				
1-May	DT	Daviyon Nixon	Drafted 158th overall				
1-May	RB	Chuba Hubbard	Drafted 126th overall				

2021 GAME-BY-GAME STARTERS

2021 REGULAR SEASON

DATE	OPPONENT	OFFENSE											
		LT	LG	C	RG	RT	TE	TE	WR	WR	WR	RB	QB
9/12	at N.Y. Jets	Cameron Erving	Pat Efflein	Matt Paradis	Dennis Daley	Taylor Moton	Ian Thomas	Dan Arnold	DJ Moore	Robby Anderson	--	Christian McCaffrey	Sam Damold
9/19	New Orleans	Cameron Erving	Pat Efflein	Matt Paradis	John Miller	Taylor Moton	<u>Tommy Tremble</u>	--	DJ Moore	Robby Anderson	<u>Terrace Marshall Jr.</u>	Christian McCaffrey	Sam Damold
9/23	at Houston	Cameron Erving	Dennis Daley	Matt Paradis	John Miller	Taylor Moton	Ian Thomas	Colin Thompson	DJ Moore	Robby Anderson	--	Christian McCaffrey	Sam Damold
10/3	at Dallas	Cameron Erving	Dennis Daley	Matt Paradis	John Miller	Taylor Moton	<u>Tommy Tremble</u>	--	DJ Moore	Robby Anderson	<u>Terrace Marshall Jr.</u>	<u>Chuba Hubbard</u>	Sam Damold
10/10	Philadelphia	Taylor Moton	Dennis Daley	Matt Paradis	John Miller	<u>Brady Christensen</u>	<u>Tommy Tremble</u>	--	DJ Moore	Robby Anderson	<u>Terrace Marshall Jr.</u>	<u>Chuba Hubbard</u>	Sam Damold
10/17	Minnesota	Cameron Erving	Dennis Daley	Matt Paradis	John Miller	Taylor Moton	<u>Tommy Tremble</u>	Ian Thomas	DJ Moore	Robby Anderson	--	<u>Chuba Hubbard</u>	Sam Damold
10/24	at N.Y. Giants	<u>Brady Christensen</u>	Michael Jordan	Matt Paradis	John Miller	Taylor Moton	<u>Tommy Tremble</u>	Ian Thomas	DJ Moore	Robby Anderson	--	<u>Chuba Hubbard</u>	Sam Damold
10/31	at Atlanta	Cameron Erving	Michael Jordan	Matt Paradis	Trent Scott	Taylor Moton	<u>Tommy Tremble</u>	Ian Thomas	DJ Moore	Robby Anderson	--	<u>Chuba Hubbard</u>	Sam Damold
11/7	New England	--	--	--	--	--	--	--	--	--	--	--	--
11/14	at Arizona	--	--	--	--	--	--	--	--	--	--	--	--
11/21	Washington	--	--	--	--	--	--	--	--	--	--	--	--
11/28	at Miami	--	--	--	--	--	--	--	--	--	--	--	--
12/12	Atlanta	--	--	--	--	--	--	--	--	--	--	--	--
12/19	at Buffalo	--	--	--	--	--	--	--	--	--	--	--	--
12/26	Tampa Bay	--	--	--	--	--	--	--	--	--	--	--	--
1/2	at New Orleans	--	--	--	--	--	--	--	--	--	--	--	--
1/9	at Tampa Bay	--	--	--	--	--	--	--	--	--	--	--	--

2021 REGULAR SEASON

DATE	OPPONENT	DEFENSE											
		DE	DT	DT	DE	SAM	MIKE	WILL	CB	CB	CB	S	S
9/12	N.Y. Jets	Brian Burns	DuQuan Jones	Derrick Brown	Morgan Fox	Shaq Thompson	Jermaine Carter Jr.	Haason Reddick	Donte Jackson	<u>Joyde Hoon</u>	--	Jeremy Chinn	Justin Burris
9/19	New Orleans	Brian Burns	DuQuan Jones	Derrick Brown	Morgan Fox	Shaq Thompson	Jermaine Carter Jr.	Haason Reddick	Donte Jackson	<u>Joyde Hoon</u>	--	Jeremy Chinn	Justin Burris
9/23	at Houston	Brian Burns	DuQuan Jones	Derrick Brown	Morgan Fox	Shaq Thompson	Jermaine Carter Jr.	Haason Reddick	Donte Jackson	<u>Joyde Hoon</u>	--	Jeremy Chinn	Justin Burris
10/3	at Dallas	Brian Burns	DuQuan Jones	Derrick Brown	Morgan Fox	Shaq Thompson	Jermaine Carter Jr.	Haason Reddick	Donte Jackson	A.J. Boyle	--	Jeremy Chinn	Sean Chandler
10/10	Philadelphia	Brian Burns	Derrick Brown	DuQuan Jones	Morgan Fox	Haason Reddick	Jermaine Carter Jr.	Frankie Luva	Donte Jackson	A.J. Boyle	--	Jeremy Chinn	Sean Chandler
10/17	Minnesota	Brian Burns	Derrick Brown	DuQuan Jones	Morgan Fox	Haason Reddick	Jermaine Carter Jr.	Frankie Luva	Donte Jackson	A.J. Boyle	--	Jeremy Chinn	Sean Chandler
10/24	at N.Y. Giants	Brian Burns	Derrick Brown	DuQuan Jones	Morgan Fox	Haason Reddick	Jermaine Carter Jr.	Frankie Luva	Donte Jackson	A.J. Boyle	--	Jeremy Chinn	Sean Chandler
10/31	at Atlanta	Brian Burns	Derrick Brown	DuQuan Jones	Haason Reddick	Shaq Thompson	Jermaine Carter Jr.	--	Donte Jackson	A.J. Boyle	<u>Keith Taylor Jr.</u>	Jeremy Chinn	Sean Chandler
11/7	New England	--	--	--	--	--	--	--	--	--	--	--	--
11/14	at Arizona	--	--	--	--	--	--	--	--	--	--	--	--
11/21	Washington	--	--	--	--	--	--	--	--	--	--	--	--
11/28	at Miami	--	--	--	--	--	--	--	--	--	--	--	--
12/12	Atlanta	--	--	--	--	--	--	--	--	--	--	--	--
12/19	at Buffalo	--	--	--	--	--	--	--	--	--	--	--	--
12/26	Tampa Bay	--	--	--	--	--	--	--	--	--	--	--	--
1/2	at New Orleans	--	--	--	--	--	--	--	--	--	--	--	--
1/9	at Tampa Bay	--	--	--	--	--	--	--	--	--	--	--	--

Rookies underlined.

2021 SEASON TEAM STATS

CAROLINA PANTHERS / REGULAR SEASON WEEK 17 / THROUGH SUNDAY, JANUARY 3, 2021

WON 4, LOST 4					MATT RHULE (8 GAMES)	
09/12	W	19-14	N.Y. Jets	70,211		
09/19	W	26-7	New Orleans	70,675		
09/23	W	24-9	at Houston	68,320		
10/03	L	28-36	at Dallas	93,262		
10/10	L	18-21	Philadelphia	72,545		
10/17	L	28-34 (OT)	Minnesota	72,104		
10/24	L	3-25	at N.Y. Giants	71,899		
10/31	W	19-13	at Atlanta	68,583		

2021 TEAM STATISTICS		
	CAR	OPP
FIRST DOWNS	167	139
Rushing	57	45
Passing	92	79
Penalty	18	15
Third Down-Made/Att	40/112	31/97
Third Down Efficiency	35.7%	32.0%
Fourth Down-Made/Att	7/11	3/9
Fourth Down Efficiency	63.6%	33.3%
TOTAL NET YARDS	2,628	2,365
Avg. Per Game	328.5	295.6
Total Plays	446	470
Avg. Per Play	5.8	5.0
NET YARDS RUSHING	916	854
Avg. Per Game	114.5	106.8
Total Rushes	234	194
Avg. Per Rush	3.9	4.4
NET YARDS PASSING	1,712	1,511
Avg. Per Game	214.0	188.9
Sacked/Yards Lost	24/135	21/150
Gross Yards	1,847	1,661
Attempts/Completions	288/169	255/163
Pct. of Completion	58.7%	63.9%
Had Intercepted	8	6
PUNTS/AVERAGE	39/39.4	42/47.2
Net Punting Average	36.1	41.9
PUNT RETURN/AVG.	17/8.2	13/5.6
KICKOFF RETURN/AVG.	9/19.4	15/27.1
INTERCEPTION RETURN/AVG.	6/11.5	8/8.4
PENALTIES/YARDS	55/393	58/479
FUMBLES/BALL LOST	7/4	12/2
TOUCHDOWNS	17	18
Rushing	9	6
Passing	7	12
Returns	1	0
EXTRA POINTS/ATTEMPTS	14/16	9/10
TWO POINT CONVERSION/ATT.	1/1	2/7
FIELD GOALS/ATTEMPTS	15/17	12/15
AVG. TIME OF POSSESSION	32:30	27:30

SCORE BY PERIODS	Q1	Q2	Q3	Q4	OT	PTS			
TEAM	41	47	17	57	0	165			
OPPONENTS	19	33	55	46	6	159			
SCORING	TD	RU	PA	RT	K-PAT	FG	2PT	S	PTS
Z. Gonzalez	0	0	0	0	13/14	13/15	0	0	52
S. Darnold	5	5	0	0	0/0	0/0	0	0	30
D. Moore	3	0	3	0	0/0	0/0	0	0	18
T. Tremble	2	1	1	0	0/0	0/0	1	0	14
R. Anderson	2	0	2	0	0/0	0/0	0	0	12
C. Hubbard	2	2	0	0	0/0	0/0	0	0	12
R. Santos	0	0	0	0	1/2	2/2	0	0	7
C. McCaffrey	1	1	0	0	0/0	0/0	0	0	6
K. Robinson	1	0	0	1	0/0	0/0	0	0	6
B. Zylstra	1	0	1	0	0/0	0/0	0	0	6
TEAM	17	9	7	1	14/16	15/17	1	0	165
OPPONENTS	18	6	12	0	9/10	12/16	2	0	159

2-PT Conv: T. Tremble 1, TM 1-1, OPP 2-7
 R. Santos: (2G, 29G) (-) (-) (-) (-) (-) (-) Z. Gonzalez: (-) (2OG, 50B, 42G) (21G) (54WL) (48G, 43G, 50G) (47G, 23G) (45G) (29G, 51G, 57G, 23G)
 OPP: (53G) (37G) (30G, 58G) (25G, 25G, 38G, 50WR, 47WR) (49G, 53G, 44G) (46G, 45WR, 53G)

SACKS: H. Reddick 7.5, B. Burns 4.5, D. Brown 2.0, F. Luvu 1.5, M. Fox 1.0, D. Jones 1.0, Y. Gross-Matos 1.0, S. Thompson 1.0, M. Haynes Sr. 1.0, D. Nixon 0.5, TM 21.0, OPP 24.0													
PASSING	ATT	CMP	YDS	CMP%	YDS/ATT	TD	INT	INT%	LONG	SACK	LOST	RATING	
S. Darnold	273	166	1,814	60.8	6.6	7	2.6	8	2.9	57/1	21.0	119	76.8
P. Walker	15	3	33	20.0	2.2	0	0.0	0	0.0	19	3.0	16	39.6
TEAM	288	169	1,847	58.7	6.4	7	2.4	8	2.8	57/1	24	135	74.2
OPPONENTS	255	163	1,661	63.9	6.5	12	4.7	6	2.4	53	21	150	84.4

RUSHING	NO.	YDS	AVG	LONG	TD
C. Hubbard	108	391	3.6	26	2
C. McCaffrey	52	201	3.9	18	1
S. Darnold	34	176	5.2	30	5
R. Freeman	21	77	3.7	13	0
A. Abdullah	8	31	3.9	9	0
D. Moore	5	21	4.2	14	0
P. Walker	2	12	6.0	13	0
T. Tremble	2	7	3.5	7/1	1
R. Anderson	1	3	3.0	3	0
S. Smith	1	-3	-3.0	-3	0
TEAM	234	916	3.9	30	9
OPPONENTS	194	854	4.4	47	6

RECEIVING	TAR	NO.	YDS	AVG	LONG	TD
D. Moore	81	50	645	12.9	39	3
R. Anderson	50	18	204	11.3	57/1	2
C. Hubbard	26	18	119	6.6	12	0
T. Marshall Jr.	22	14	116	8.3	23	0
C. McCaffrey	17	16	163	10.2	32	0
I. Thomas	17	11	130	11.8	41	0
T. Tremble	14	8	72	9.0	30	0
D. Arnold	11	7	84	12.0	19	0
B. Zylstra	8	8	139	17.4	55	1
K. Kirkwood	6	3	17	5.7	7	0
R. Freeman	6	3	15	5.0	8	0
R. Smith	5	5	48	9.6	17	0
A. Abdullah	5	3	35	11.7	17	0
S. Smith	5	3	18	6.0	16	0
A. Erickson	2	2	42	21.0	25	0
C. Thompson	1	0	0	0.0	0	0
TEAM	276	169	1,847	10.9	57/1	7
OPPONENTS	243	163	1,661	10.2	53	12

INTERCEPTIONS	NO.	YDS	AVG	LONG	TD
S. Thompson	2	39	19.5	29	0
J. Burris	1	17	17.0	17	0
J. Horn	1	13	13.0	13	0
S. Gilmore	1	0	0.0	0	0
D. Jackson	1	0	0.0	0	0
TEAM	6	69	11.5	29	0
OPPONENTS	8	75	9.4	23	0

FUMBLES	FUM	LST	FF	REC	TD
S. Darnold	5	2	0	2	0
C. Hubbard	1	1	0	1	0
D. Moore	1	1	0	0	0
M. Paradis	0	0	0	2	0
TEAM	7	4	1	3	0
OPPONENTS	13	3	0	4	0

PUNTING	NO.	YDS	AVG	NET	TB	IN	LG	B
J. Charlton	21	821	39.1	35.8	0	8	54	1
R. Winslow	13	502	38.6	37.2	0	3	46	0
L. Edwards	4	175	43.8	38.5	0	1	49	0
Z. Gonzalez	1	40	40.0	20.0	1	0	40	0
TEAM	39	1,538	47.4	36.1	1	12	54	1
OPPONENTS	42	1,981	47.2	41.9	2	14	65	1

PUNT RETURNS	RET	FC	YDS	AVG	LONG	TD
A. Erickson	16	13	130	8.1	22	0
D. Moore	1	0	9	9.0	9	0
TEAM	17	13	139	8.2	22	0
OPPONENTS	13	18	73	5.6	22	0

KICKOFF RETURNS	NO.	YDS	AVG	LONG	TD
A. Erickson	2	57	28.5	39	0
A. Abdullah	3	39	13.0	16	0
S. Smith	1	24	24.0	24	0
T. Tremble	1	21	21.0	21	0
C. Hubbard	1	21	21.0	21	0
D. Moore	1	13	13.0	13	0
TEAM	9	175	19.4	39	0
OPPONENTS	15	406	27.1	45	0

FIELD GOALS	1-19	20-29	30-39	40-49	50+
R. Santos	0/0	2/2	0/0	0/0	0/0
Z. Gonzalez	0/0	5/5	0/0	5/5	3/5
TEAM	0/0	7/7	0/0	5/5	3/5
OPPONENTS	0/0	2/2	3/3	3/5	4/5

2021 SEASON DEFENSIVE STATS

2021 REGULAR SEASON CAROLINA PANTHERS DEFENSIVE STATS (THROUGH WEEK 8)

POS.	PLAYER	TOTAL	TKL.	AST.	TFL	SACKS	PRES	FR	FF	INT.	PD
S	J. Chinn	43	32	11	1	0.0	3	1	0	0	3
OLB	H. Reddick	38	24	14	11	7.5	11	1	1	0	0
LB	J. Carter Jr.	37	18	19	1	0.0	3	0	0	0	1
LB	S. Thompson	35	24	11	3	1.0	4	0	0	2	3
CB	D. Jackson	34	29	5	3	0.0	0	0	1	1	6
S	S. Chandler	34	20	14	0	0.0	1	0	0	0	0
DE	B. Burns	28	18	10	8	4.5	8	0	0	0	4
DT	D. Brown	22	15	7	4	2.0	4	0	0	0	3
CB	K. Taylor Jr.	19	17	2	1	0.0	0	0	1	0	3
CB	A. Bouye	16	14	2	2	0.0	0	0	1	0	3
DE	M. Fox	15	8	7	0	1.0	5	0	0	0	0
LB	F. Luvu	13	9	4	4	1.5	3	0	0	0	1
DT	D. Jones	11	3	8	1	1.0	3	0	0	0	0
S	J. Burris	10	8	2	1	0.0	0	0	0	1	1
CB	C. Henderson	9	9	0	0	0.0	0	0	0	0	0
S	S. Franklin Jr.	9	7	2	1	0.0	1	0	0	0	1
CB	R. Melvin	9	7	2	0	0.0	0	0	0	0	0
DE	Y. Gross-Matos	9	5	4	2	1.0	1	0	0	0	0
DT	D. Nixon	9	1	8	0	0.5	2	0	0	0	0
DT	B. Roy	8	3	5	0	0.0	1	0	0	0	1
CB	J. Horn	5	3	2	0	0.0	0	0	0	1	1
LB	C. Johnston	5	2	3	0	0.0	0	0	0	0	0
S	K. Robinson	4	1	3	0	0.0	0	0	0	0	0
DE	M. Haynes Sr.	3	2	1	1	1.0	2	0	0	0	0
CB	S. Gilmore	2	1	1	0	0.0	0	0	0	1	1
S	M. Hartsfield	2	1	1	0	0.0	0	0	0	0	1
LB	J. Stanford	2	0	2	0	0.0	0	0	0	0	0
CB	S. Thomas-Oliver	1	0	1	0	0.0	0	0	0	0	0
PANTHERS TOTALS		432	281	151	44	21.0	52	2	4	6	33
OPP. TOTALS		513	315	198	40	24.0	53	4	5	8	34

Ast.=Assist, TKL=Tackle for a Loss, Int.=Interception, FR=Fumble Recovery, FF=Forced Fumble, PD=Pass Defense

2021 PANTHERS SPECIAL TEAMS

POS.	PLAYER	TKL	AST.	COMB.
LB	F. Luvu	4	1	5
CB	S. Thomas-Oliver	2	3	5
S	S. Franklin Jr.	3	1	4
LB	C. Johnston	3	1	4
S	S. Chandler	2	2	4
WR	B. Zylstra	2	2	4
LB	J. Stanford	1	3	4
S	K. Robinson	2	0	2
FB	G. Ricci	1	1	2
P	J. Charlton	1	0	1
T	B. Christensen	1	0	1
LB	K. Martin	1	0	1
CB	K. Taylor Jr.	1	0	1
TOTALS		24	14	38

DEFENSIVE STATS BY RANK

SACKS		INTERCEPTIONS		TACKLES FOR LOSS		PASSES DEFENSED		PRES	
PLAYER	NO.	PLAYER	NO.	PLAYER	NO.	PLAYER	NO.	PLAYER	NO.
H. Reddick	7.5	S. Thompson	2	H. Reddick	11	D. Jackson	6	H. Reddick	11
B. Burns	4.5	J. Burris	1	B. Burns	8	B. Burns	4	B. Burns	8
D. Brown	2.0	S. Gilmore	1	D. Brown	4	A. Bouye	3	M. Fox	5
F. Luvu	1.5	J. Horn	1	F. Luvu	4	D. Brown	3	D. Brown	4
M. Fox	1.0	D. Jackson	1	D. Jackson	3	J. Chinn	3	S. Thompson	4
Y. Gross-Matos	1.0			S. Thompson	3	K. Taylor Jr.	3	J. Carter Jr.	3
M. Haynes Sr.	1.0			A. Bouye	2	S. Thompson	3	J. Chinn	3
D. Jones	1.0			Y. Gross-Matos	2	J. Burris	1	D. Jones	3
D. Nixon	1.0			J. Burris	1	J. Carter Jr.	1	F. Luvu	3
S. Thompson	1.0			J. Carter Jr.	1	S. Franklin Jr.	1	M. Haynes Sr.	2
D. Nixon	0.5			J. Chinn	1	S. Gilmore	1	D. Nixon	2
				S. Franklin Jr.	1	M. Hartsfield	1	S. Chandler	1
				M. Haynes Sr.	1	J. Horn	1	S. Franklin Jr.	1
				D. Jones	1	F. Luvu	1	Y. Gross-Matos	1
				K. Taylor Jr.	1	B. Roy	1	B. Roy	1

TEAM RANKINGS

AMERICAN FOOTBALL CONFERENCE							
	OFFENSE				DEFENSE		
	TOTAL	RUSH	PASS		TOTAL	RUSH	PASS
Baltimore Ravens	4	3	7	T	7	*1	12
Buffalo Bills	7	6	5		*1	2	*1
Cincinnati Bengals	5	10	3		12	5 T	13
Cleveland Browns	2	*1	12		3	3	5
Denver Broncos	10	7	7	T	6	9	6
Houston Texans	15	13	14		15	16	11
Indianapolis Colts	8	4	10		10	10	10
Jacksonville Jaguars	12	8	15		8	5 T	9
Kansas City Chiefs	*1	5	*1		14	14	15
Las Vegas Raiders	9	15	2		4	12	3
Los Angeles Chargers	11	11	6		5	15	2
Miami Dolphins	13	12	11		16	13	16
New England Patriots	6	9	4		11	11	7
New York Jets	16	16	16		9	7 T	8
Pittsburgh Steelers	14	14	13		2	4	4
Tennessee Titans	3	2	9		13	7 T	14

NATIONAL FOOTBALL CONFERENCE							
	OFFENSE				DEFENSE		
	TOTAL	RUSH	PASS		TOTAL	RUSH	PASS
Arizona Cardinals	4	4	4		5	11	3
Atlanta Falcons	14	16	11		4	8	4
Carolina Panthers	10	6	13		2	7	2
Chicago Bears	16	*1	16		11	14	9
Dallas Cowboys	3	2	3		6	2	10
Detroit Lions	12	14	9		14	16	11
Green Bay Packers	9	10	8		8	10	6
Los Angeles Rams	2	11	2		12	5	14
Minnesota Vikings	8	8	6		7	6	5
New Orleans Saints	15	7	15		3	*1	8
New York Giants	7	15	5		13	12	12
Philadelphia Eagles	6	3	10		10	13	7
San Francisco 49ers	11	9	12		*1	9	*1
Seattle Seahawks	13	12	14		16	15	15
Tampa Bay Buccaneers	*1	13	*1		9	3	13
Washington Football Team	5	5	7		15	4	16

TEAM RANKINGS

NATIONAL FOOTBALL LEAGUE						
	OFFENSE			DEFENSE		
	TOTAL	RUSH	PASS	TOTAL	RUSH	PASS
Arizona Cardinals	5	7	6	10	24	6
Atlanta Falcons	27	28 T	23	8	18	7
Baltimore Ravens	8	6	13	T 15	2	25
Buffalo Bills	11	12	10	*1	3	*1
Carolina Panthers	21	11	25	3	16	4
Chicago Bears	32	3	32	22	28	15
Cincinnati Bengals	9	22	7	23	8 T	27
Cleveland Browns	6	*1	21	6	6	11
Dallas Cowboys	4	4	5	11	4	18 T
Denver Broncos	18	18	13	T 13	12	13
Detroit Lions	23	24	19	27	30	21
Green Bay Packers	19	16	17	14	22	10
Houston Texans	29	28 T	28	30	32	23
Indianapolis Colts	12	8	18	20	17	20
Jacksonville Jaguars	25	20	29	17	8 T	18 T
Kansas City Chiefs	2	10	3	29	25	29
Las Vegas Raiders	17	31	4	7	21	5
Los Angeles Chargers	20	25	11	9	31	3
Los Angeles Rams	3	17	2	24	14	26
Miami Dolphins	26	27	20	32	23	32
Minnesota Vikings	16	14	12	12	15	9
New England Patriots	10	21	9	21	20	16
New Orleans Saints	31	13	31	4	*1	14
New York Giants	15	26	8	26	26	22
New York Jets	30	32	30	18	10 T	17
Philadelphia Eagles	14	5	22	19	27	12
Pittsburgh Steelers	28	30	26	5	7	8
San Francisco 49ers	22	15	24	2	19	2
Seattle Seahawks	24	19	27	31	29	30
Tampa Bay Buccaneers	*1	23	*1	16	5	24
Tennessee Titans	7	2	16	25	10 T	28
Washington Football Team	13	9	15	28	13	31

* = NFL leader | T = Tied for position

2021 SEASON GAME-BY-GAME OFFENSE

2021 REGULAR SEASON PANTHERS GAME-BY-GAME OFFENSE																		
	09/12	09/19	09/23	10/03	10/10	10/17	10/24	10/31	11/07	11/14	11/21	11/28	12/12	12/19	12/26	01/02	01/09	Totals
	NYJ	NO	HOU	DAL	PHI	MIN	NYG	ATL	NE	ARI	WAS	MIA	ATL	BUF	TB	NO	TB	
FIRST DOWNS																		
Total	18	28	28	24	17	20	11	21										167
Rushing	4	4	10	9	6	8	3	13										57
Passing	14	18	15	13	9	8	8	7										92
Penalty	0	6	3	2	2	4	0	1										18
THIRD DOWNS																		
Attempts	14	15	11	13	15	12	15	17										112
Converted	4	8	5	4	5	2	2	10										40
Percentage	28.6	53.3	45.5	30.8	33.3	16.7	13.3	58.8										35.7
FOURTH DOWNS																		
Attempts	1	0	1	3	0	2	4	0										11
Converted	0	0	0	3	0	2	2	0										7
Percentage	0.0	0	0.0	100.0	0	100.0	50.0	0										63.6
TOT. OFFENSE																		
Net Yards	381	383	407	379	267	306	173	332										2,628
Plays	63	73	70	68	70	68	62	72										546
Avg./Play	6.0	5.2	5.8	5.6	3.8	4.5	2.8	4.6										4.8
RUSHING																		
Net Yards	111	89	117	113	109	118	56	203										916
Rush. Att.	27	33	33	24	30	23	17	47										234
Avg./Att.	4.1	2.7	3.5	4.7	3.6	5.1	3.3	4.3										3.9
PASSING																		
Net Yards	270	294	290	266	158	188	117	129										1,712
Attempts	35	38	34	39	37	41	39	25										288
Completions	24	26	23	26	21	17	19	13										169
Intercepted	0	1	0	2	3	1	1	0										8
Gross Yards	279	305	304	301	177	207	145	129										1,847
Sacked	1.0	2.0	3.0	5.0	3.0	4.0	6.0	0.0										24.0
Yards Lost	9	11	14	35	19	19	28	0										135
ADVANCES																		
Rushes	27	33	33	24	30	23	17	47										234
Completions	24	26	23	26	21	17	19	13										169
Totals	51	59	56	50	51	40	36	60										403
Total Drives	12	12	10	11	14	14	12	11										96
PENALTIES																		
Number	6	5	8	6	9	6	7	8										55
Yards	38	49	64	32	69	28	37	76										393
FUMBLES																		
Number	1	1	2	0	0	2	0	1										7
Lost	1	0	0	0	0	2	0	1										4
PUNTING																		
Yards	225	160	111	136	229	244	258	175										1,538
Punts	6	4	3	3	7	6	7	4										40
Net Avg.	35.0	40.0	38.3	45.3	23.4	39.5	35.1	38.5										36.1
Gross Avg.	37.5	40.0	37.0	45.3	32.7	40.7	36.9	43.8										38.5
SCORING																		
Points	19	26	24	28	18	28	3	19										165
Q1	0	7	7	7	10	7	3	3										44
Q2	16	10	0	7	5	3	0	6										47
Q3	0	0	7	0	0	7	0	3										17
Q4	3	9	10	14	3	11	0	7										57
OT	0	0	0	0	0	0	0	0										0
TD Rushing	1	1	3	2	0	1	0	1										9
TD Passing	1	2	0	2	1	1	0	0										7
TD KO Returns	0	0	0	0	0	0	0	0										0
TD Punt Returns	0	0	0	0	0	0	0	0										0
TD Sp. Teams	0	0	0	0	0	1	0	0										1
TD Def. Returns	0	0	0	0	0	0	0	0										0
FG Attempts	2	3	1	1	3	2	1	4										17
FG Made	2	2	1	0	3	2	1	4										15
Safety	0	0	0	0	1	0	0	0										1
2-Pt Attempts	0	0	0	0	0	1	0	0										1
2-Pt Made	0	0	0	0	0	1	0	0										1
Time of Possession	31:20	38:32	35:45	33:36	35:03	26:34	25:25	35:23										261:38

2021 SEASON GAME-BY-GAME DEFENSE

2021 REGULAR SEASON PANTHERS GAME-BY-GAME DEFENSE																		
	09/12	09/19	09/23	10/03	10/10	10/17	10/24	10/31	11/07	11/14	11/21	11/28	12/12	12/19	12/26	01/02	01/09	Totals
	NYJ	NO	HOU	DAL	PHI	MIN	NYG	ATL	NE	ARI	WAS	MIA	ATL	BUF	TB	NO	TB	
FIRST DOWNS																		
Total	16	6	14	24	15	26	21	17										139
Rushing	4	2	2	12	6	10	7	2										45
Passing	10	3	10	10	8	16	11	11										79
Penalty	2	1	2	2	1	0	3	4										15
THIRD DOWNS																		
Attempts	13	11	9	9	13	16	16	10										97
Converted	4	2	1	3	4	7	7	3										31
Percentage	30.8	18.2	11.1	33.3	30.8	43.8	43.8	30.0										32.0
FOURTH DOWNS																		
Attempts	2	2	1	1	1	0	1	1										9
Converted	1	0	0	1	0	0	0	1										3
Percentage	50.0	0.0	0.0	100.0	0.0	0	0.0	100.0										33.3
TOT. OFFENSE																		
Net Yards	252	128	193	433	273	571	302	213										2,365
Plays	60	43	49	56	61	84	67	50										470
Avg./Play	4.2	3.0	3.9	7.7	4.5	6.8	4.5	4.3										5.0
RUSHING																		
Net Yards	45	48	42	245	91	198	103	82										854
Rush. Att.	17	17	17	34	22	36	31	20										194
Avg./Att.	2.6	2.8	2.5	7.2	4.1	5.5	3.3	4.1										4.4
PASSING																		
Net Yards	207	80	151	188	182	373	199	131										1,511
Attempts	37	22	28	22	37	48	34	27										255
Completions	20	11	19	14	22	33	24	20										163
Intercepted	1	2	0	0	1	0	0	2										6
Gross Yards	258	111	168	188	198	373	219	146										1,661
Sacked	6.0	4.0	4.0	0.0	2.0	0.0	2.0	3.0										21.0
Yards Lost	51	31	17	0	16	0	20	15										150
ADVANCES																		
Rushes	17	17	17	34	22	36	31	20										194
Completions	20	11	19	14	22	33	24	20										163
Totals	37	28	36	48	44	69	55	40										357
Total Drives	12	12	9	11	15	16	13	10										98
PENALTIES																		
Number	5	11	7	7	6	11	8	3										58
Yards	30	115	51	50	60	98	60	15										479
FUMBLES																		
Number	1	0	2	1	2	4	1	1										12
Lost	0	0	0	0	1	1	0	0										2
PUNTING																		
Yards	347	294	267	190	276	188	229	190										1,981
Punts	7	6	6	4	6	5	5	4										43
Net Avg.	43.9	45.0	41.7	42.5	39.5	30.5	39.0	47.5										41.9
Gross Avg.	49.6	49.0	44.5	47.5	46.0	37.6	45.8	47.5										46.1
SCORING																		
Points	14	7	9	36	21	34	25	13										159
Q1	0	0	0	7	3	6	0	3										19
Q2	0	0	6	6	3	6	5	7										33
Q3	8	0	0	20	7	13	7	0										55
Q4	6	7	3	3	8	3	13	3										46
OT	0	0	0	0	0	6	0	0										6
TD Rushing	0	1	0	1	2	1	1	0										6
TD Passing	2	0	1	4	0	3	1	1										12
TD KO Returns	0	0	0	0	0	0	0	0										0
TD Punt Returns	0	0	0	0	0	0	0	0										0
TD Sp. Teams	0	0	0	0	0	0	0	0										0
TD Def. Returns	0	0	0	0	0	0	0	0										0
FG Attempts	0	0	1	1	2	5	3	3										15
FG Made	0	0	1	1	2	3	3	2										12
Safety	0	0	0	0	0	0	1	0										1
2-Pt Attempts	2	0	0	2	1	2	0	0										7
2-Pt Made	1	0	0	0	1	0	0	0										2
Time of Possession	28:40	21:28	24:15	26:24	24:57	37:38	34:35	24:37										222:34

RED ZONE STATISTICS

PANTHERS 2021 REGULAR SEASON INSIDE 20 EFFICIENCY

PANTHERS																			
Date	Opponent	Pos	TD	PAT	2-Pt.	Miss PAT	FG	FGA	BIK/MFG	INT	Fum	Dwns	Drive Ends			TD%	Score		
													Half	Game	Pts		Pct.	Pts/Poss	
09/12	N.Y. Jets	4	1	1	0	0	2	2	0	0	1	0	0	0	0	13	25.0	75.0	3.3
09/19	New Orleans	3	2	1	0	1	1	1	0	0	0	0	0	0	16	66.7	100.0	5.3	
09/23	at Houston	5	3	3	0	0	1	1	0	0	0	1	0	0	24	60.0	80.0	4.8	
10/03	at Dallas	4	4	4	0	0	0	0	0	0	0	0	0	0	28	100.0	100.0	7.0	
10/10	Philadelphia	2	1	1	0	0	1	1	0	0	0	0	0	0	10	50.0	100.0	5.0	
10/17	Minnesota	3	2	1	1	0	1	1	0	0	0	0	0	0	18	66.7	100.0	6.0	
10/24	at N.Y. Giants	1	0	0	0	0	0	0	0	1	0	0	0	0	0	0.0	0.0	0.0	
10/31	at Atlanta	3	1	1	0	0	2	2	0	0	0	0	0	0	13	33.3	100.0	4.3	
11/07	New England	--	--	--	--	--	--	--	--	--	--	--	--	--	--	--	--	--	
11/14	at Arizona	--	--	--	--	--	--	--	--	--	--	--	--	--	--	--	--	--	
11/21	Washington	--	--	--	--	--	--	--	--	--	--	--	--	--	--	--	--	--	
11/28	at Miami	--	--	--	--	--	--	--	--	--	--	--	--	--	--	--	--	--	
12/12	Atlanta	--	--	--	--	--	--	--	--	--	--	--	--	--	--	--	--	--	
12/19	at Buffalo	--	--	--	--	--	--	--	--	--	--	--	--	--	--	--	--	--	
12/26	Tampa Bay	--	--	--	--	--	--	--	--	--	--	--	--	--	--	--	--	--	
01/02	at New Orleans	--	--	--	--	--	--	--	--	--	--	--	--	--	--	--	--	--	
01/09	at Tampa Bay	--	--	--	--	--	--	--	--	--	--	--	--	--	--	--	--	--	
TOTALS		25	14	12	1	1	8	8	0	1	1	1	0	0	122	56.0	88.0	4.9	

OPPONENT 2021 REGULAR SEASON INSIDE 20 EFFICIENCY

OPPONENT																		
Date	Opponent	Pos	TD	PAT	2-Pt.	Miss PAT	FG	FGA	BIK/MFG	INT	Fum	Dwns	Drive Ends			TD%	Score	
													Half	Game	Pts		Pct.	Pts/Poss
09/12	N.Y. Jets	1	1	0	0	0	0	0	0	0	0	0	0	0	6	100.0	100.0	6.0
09/19	New Orleans	1	1	1	0	0	0	0	0	0	0	0	0	0	7	100.0	100.0	7.0
09/23	at Houston	1	1	0	0	1	0	0	0	0	0	0	0	0	6	100.0	100.0	6.0
10/03	at Dallas	3	3	1	0	0	0	0	0	0	0	0	0	0	19	100.0	100.0	6.3
10/10	Philadelphia	4	2	1	1	0	1	1	0	0	0	0	0	1	18	50.0	75.0	4.5
10/17	Minnesota	5	3	1	0	0	2	2	0	0	0	0	0	0	25	60.0	100.0	5.0
10/24	at N.Y. Giants	3	2	2	0	0	0	0	0	0	1	0	0	0	14	66.7	66.7	4.7
10/31	at Atlanta	1	1	1	0	0	0	0	0	0	0	0	0	0	7	100.0	100.0	7.0
11/07	New England	--	--	--	--	--	--	--	--	--	--	--	--	--	--	--	--	--
11/14	at Arizona	--	--	--	--	--	--	--	--	--	--	--	--	--	--	--	--	--
11/21	Washington	--	--	--	--	--	--	--	--	--	--	--	--	--	--	--	--	--
11/28	at Miami	--	--	--	--	--	--	--	--	--	--	--	--	--	--	--	--	--
12/12	Atlanta	--	--	--	--	--	--	--	--	--	--	--	--	--	--	--	--	--
12/19	at Buffalo	--	--	--	--	--	--	--	--	--	--	--	--	--	--	--	--	--
12/26	Tampa Bay	--	--	--	--	--	--	--	--	--	--	--	--	--	--	--	--	--
01/02	at New Orleans	--	--	--	--	--	--	--	--	--	--	--	--	--	--	--	--	--
01/09	at Tampa Bay	--	--	--	--	--	--	--	--	--	--	--	--	--	--	--	--	--
TOTALS		19	14	7	1	1	3	3	0	0	0	1	0	1	102	73.7	89.5	5.4

SCORING BREAKDOWN & TURNOVER SUMMARY

(AS OF NOV 2, 2021, 5:28 PM EDT)													2021 : REGULAR SEASON			
			PANTHERS						OPPONENTS						POINT OVERALL	
DATE	OPPONENT	W/L/T	1ST	2ND	3RD	4TH	OT	TOTAL	1ST	2ND	3RD	4TH	OT	TOTAL	DIFF	RECORD
9/12	N.Y. Jets	W	0	16	0	3	--	19	0	0	8	6	--	14	+5	1-0
9/19	New Orleans	W	7	10	0	9	--	26	0	0	0	7	--	7	+19	2-0
9/23	at Houston	W	7	0	7	10	--	24	0	6	0	3	--	9	+15	3-0
10/3	at Dallas	L	7	7	0	14	--	28	7	6	20	3	--	36	-8	3-1
10/10	Philadelphia	L	10	5	0	3	--	18	3	3	7	8	--	21	-3	3-2
10/17	Minnesota	L	7	3	7	11	0	28	6	6	13	3	6	34	-6	3-3
10/24	at N.Y. Giants	L	3	0	0	0	--	3	0	5	7	13	--	25	-22	3-4
10/31	at Atlanta	W	3	6	3	7	--	19	3	7	0	3	--	13	+6	4-4
11/7	New England	--	--	--	--	--	--	--	--	--	--	--	--	--	--	--
11/14	at Arizona	--	--	--	--	--	--	--	--	--	--	--	--	--	--	--
11/21	Washington	--	--	--	--	--	--	--	--	--	--	--	--	--	--	--
11/28	at Miami	--	--	--	--	--	--	--	--	--	--	--	--	--	--	--
12/12	Atlanta	--	--	--	--	--	--	--	--	--	--	--	--	--	--	--
12/19	at Buffalo	--	--	--	--	--	--	--	--	--	--	--	--	--	--	--
12/26	Tampa Bay	--	--	--	--	--	--	--	--	--	--	--	--	--	--	--
1/2	at New Orleans	--	--	--	--	--	--	--	--	--	--	--	--	--	--	--
1/9	at Tampa Bay	--	--	--	--	--	--	--	--	--	--	--	--	--	--	--
2021 TOTALS		4-4	44	47	17	57	0	165	19	33	55	46	6	159	6	4-4
AVG/GAME			5.5	5.9	2.1	7.1	0.0	20.6	2.4	4.1	6.9	5.8	6.0	19.9	0.8	

DATE	OPPONENT	CAR +/- RATIO	CAR TAKES	POINTS OFF TAKES	CAR GIVES	POINTS OFF GIVES	POINTS OFF TO RATIO
09/12	N.Y. Jets	0	1 (0 FUM, 1 INT)	3	1 (1 FUM, 0 INT)	0	+3
09/19	New Orleans	+1	2 (0 FUM, 2 INT)	0	1 (0 FUM, 1 INT)	7	-7
09/23	at Houston	0	0 (0 FUM, 0 INT)	0	0 (0 FUM, 0 INT)	0	0
10/03	at Dallas	-2	0 (0 FUM, 0 INT)	0	2 (0 FUM, 2 INT)	10	-10
10/10	Philadelphia	-1	2 (1 FUM, 1 INT)	0	3 (0 FUM, 3 INT)	3	-3
10/17	Minnesota	-2	1 (1 FUM, 0 INT)	7	3 (2 FUM, 1 INT)	10	-3
10/24	at N.Y. Giants	-1	0 (0 FUM, 0 INT)	0	1 (0 FUM, 1 INT)	0	0
10/31	at Atlanta	+1	2 (0 FUM, 2 INT)	0	1 (1 FUM, 0 INT)	3	-3
11/07	New England	--	--	--	--	--	--
11/14	at Arizona	--	--	--	--	--	--
11/21	Washington	--	--	--	--	--	--
11/28	at Miami	--	--	--	--	--	--
12/12	Atlanta	--	--	--	--	--	--
12/19	at Buffalo	--	--	--	--	--	--
12/26	Tampa Bay	--	--	--	--	--	--
01/02	at New Orleans	--	--	--	--	--	--
01/09	at Tampa Bay	--	--	--	--	--	--
TOTALS		-4	8 (2 FUM, 6 INT)	10	12 (4 FUM, 8 INT)	33	-23

2021 SEASON DRIVE CHARTS

WEEK 1: PANTHERS 19, JETS 14

SEPTEMBER 12, 2021

PANTHERS													JETS												
#	RECD	LOST	POSS	OBTAINED	BEGAN	PLAYS	YDS	PEN	NET	1ST ENDED	GIVEN UP	#	RECD	LOST	POSS	OBTAINED	BEGAN	PLAYS	YDS	PEN	NET	1ST ENDED	GIVEN UP		
1	11:24	08:58	2:26	Punt	CAR 26	4	26	-10	16	1	CAR 42	Punt	1	15:00	11:24	3:36	Kickoff	NYJ 25	6	2	-5	-3	1	NYJ 22	Punt
2	07:38	04:37	3:01	Punt	CAR 26	4	17	0	17	1	NYJ 33	Punt	2	08:58	07:38	1:20	Punt	NYJ 22	3	2	-15	-13	0	NYJ 9	Punt
3	01:10	11:30	4:40	Punt	CAR 15	11	76	0	76	3	NYJ 4	Fumble	3	04:37	01:10	3:27	Punt	NYJ 15	6	10	-5	5	1	NYJ 20	Punt
4	09:26	07:26	2:00	Int	NYJ 32	6	29	0	29	2	NYJ 3	Field Goal	4	11:30	09:26	2:04	Fumble	NYJ 9	4	37	5	42	2	CAR 49	Int
5	04:14	04:06	0:08	Downs	CAR 43	1	57	0	57	1	CAR 43	TD	5	07:26	04:14	3:12	Kickoff	NYJ 25	7	32	0	32	2	CAR 42	Downs
6	02:35	00:35	2:00	Punt	CAR 38	7	62	0	62	4	NYJ 5	TD	6	04:06	02:35	1:31	Kickoff	NYJ 25	3	-3	0	-3	0	NYJ 22	Punt
7	15:00	13:20	1:40	Kickoff	CAR 21	3	-1	0	-1	0	CAR 20	Punt	7	00:35	00:00	0:35	Kickoff	NYJ 25	1	2	0	2	0	NYJ 25	End Half
8	11:38	09:23	2:15	Punt	CAR 16	5	22	0	22	1	CAR 38	Punt	8	13:20	11:38	1:42	Punt	NYJ 41	5	-2	8	6	1	NYJ 47	Punt
9	07:03	06:05	0:58	Punt	CAR 26	3	3	-5	-2	0	CAR 24	Punt	9	09:23	07:03	2:20	Punt	NYJ 27	3	2	0	2	0	NYJ 29	Punt
10	01:25	08:42	7:43	Kickoff	CAR 37	12	57	-5	52	3	NYJ 11	Field Goal	10	06:05	01:25	4:40	Punt	NYJ 30	8	70	0	70	4	CAR 22	TD
11	07:00	04:27	2:33	Punt	CAR 46	4	16	-5	11	1	NYJ 43	Punt	11	08:42	07:00	1:42	Kickoff	NYJ 25	4	2	0	2	1	NYJ 27	Punt
12	01:56	00:00	1:56	Kickoff	NYJ 45	5	12	0	12	1	NYJ 31	End Game	12	04:27	01:56	2:31	Punt	NYJ 7	10	98	-5	93	4	CAR 8	TD

WEEK 2: PANTHERS 26, SAINTS 7

SEPTEMBER 19, 2021

PANTHERS													SAINTS												
#	RECD	LOST	POSS	OBTAINED	BEGAN	PLAYS	YDS	PEN	NET	1ST ENDED	GIVEN UP	#	RECD	LOST	POSS	OBTAINED	BEGAN	PLAYS	YDS	PEN	NET	1ST ENDED	GIVEN UP		
1	15:00	12:00	3:00	Kickoff	CAR 25	5	75	0	75	3	NO 20	TD	1	12:00	09:56	2:04	Kickoff	NO 35	3	9	5	14	1	NO 49	Punt
2	09:56	06:48	3:08	Punt	CAR 7	6	35	15	50	2	NO 43	Punt	2	06:48	05:08	1:40	Punt	NO 10	3	6	0	6	0	NO 16	Punt
3	05:08	11:11	8:57	Punt	CAR 34	15	74	-10	64	4	NO 2	Field Goal	3	11:11	07:25	3:46	Kickoff	NO 25	5	19	0	19	1	NO 44	Punt
4	07:25	04:55	2:30	Punt	CAR 28	10	68	4	72	5	NO 2	TD	4	01:55	00:23	1:32	Kickoff	NO 43	6	31	-11	20	1	CAR 37	Int
5	00:23	00:00	0:23	Int	CAR 23	3	23	10	33	3	NO 39	End Half	5	15:00	13:22	1:38	Kickoff	NO 25	3	0	0	0	0	NO 25	Punt
6	13:22	08:27	4:55	Punt	CAR 23	10	30	15	45	4	NO 32	Blocked FG	6	08:27	05:25	3:02	Blocked FG	CAR 38	5	8	-10	-2	0	CAR 33	Downs
7	05:25	03:59	1:26	Downs	CAR 40	3	9	0	9	0	CAR 49	Punt	7	03:59	01:42	2:17	Punt	NO 12	3	9	-5	4	0	NO 16	Punt
8	01:42	01:34	0:08	Punt	CAR 25	1	0	0	0	0	CAR 25	Int	8	01:34	14:37	1:57	Int	CAR 18	5	18	0	18	2	CAR 8	TD
9	14:37	09:42	4:55	Kickoff	CAR 25	7	19	-5	14	2	CAR 39	Punt	9	09:42	08:42	1:00	Punt	NO 10	3	6	0	6	0	NO 16	Punt
10	08:42	05:53	2:49	Punt	CAR 47	7	38	15	53	4	NO 11	TD	10	05:53	04:28	1:25	Kickoff	NO 32	4	0	0	0	0	NO 32	Downs
11	04:28	03:21	1:07	Downs	NO 32	4	8	0	8	0	NO 24	Field Goal	11	03:21	02:36	0:45	Kickoff	NO 33	2	23	0	23	1	CAR 44	Int
12	02:36	00:22	2:14	Int	CAR 14	5	4	15	19	1	CAR 33	Punt	12	00:22	00:00	0:22	Punt	NO 30	1	-1	0	-1	0	NO 30	End Game

WEEK 3: PANTHERS 24, TEXANS 9

SEPTEMBER 23, 2021

PANTHERS													TEXANS												
#	RECD	LOST	POSS	OBTAINED	BEGAN	PLAYS	YDS	PEN	NET	1ST ENDED	GIVEN UP	#	RECD	LOST	POSS	OBTAINED	BEGAN	PLAYS	YDS	PEN	NET	1ST ENDED	GIVEN UP		
1	15:00	14:02	0:58	Kickoff	CAR 25	3	7	0	7	0	CAR 32	Punt	1	14:02	12:36	1:26	Punt	HOU 36	3	4	0	4	0	HOU 40	Punt
2	12:36	06:36	6:00	Punt	CAR 12	10	88	0	88	5	HOU 5	TD	2	06:36	03:30	3:06	Kickoff	HOU 25	5	27	-10	17	1	HOU 42	Punt
3	03:30	10:47	7:43	Punt	CAR 14	14	81	0	81	6	HOU 5	Downs	3	10:47	05:47	5:00	Downs	HOU 5	6	11	20	31	2	HOU 36	Punt
4	05:47	04:00	1:47	Punt	CAR 29	3	2	0	2	0	CAR 31	Punt	4	04:00	02:08	1:52	Punt	HOU 28	3	2	0	2	0	HOU 30	Punt
5	02:08	01:37	0:31	Punt	CAR 26	3	1	0	1	0	CAR 27	Punt	5	01:37	00:25	1:12	Punt	HOU 36	7	64	0	64	4	CAR 1	TD
6	00:25	00:00	0:25	Kickoff	CAR 25	2	4	0	4	1	CAR 35	End Half	6	15:00	10:37	4:23	Kickoff	HOU 17	10	25	14	39	3	CAR 44	Punt
7	10:37	06:20	4:17	Punt	CAR 9	9	76	15	91	6	HOU 7	TD	7	06:20	04:15	2:05	Kickoff	HOU 25	3	-5	0	-5	0	HOU 20	Punt
8	04:15	12:44	6:31	Punt	CAR 41	10	60	-4	56	3	HOU 3	Field Goal	8	12:44	09:09	3:35	Kickoff	HOU 25	8	40	0	40	3	CAR 35	Field Goal
9	09:09	04:07	5:02	Kickoff	CAR 25	12	75	0	75	6	HOU 1	TD	9	04:07	02:31	1:36	Kickoff	HOU 39	5	19	0	19	1	HOU 45	Downs
10	02:31	00:00	2:31	Downs	CAR 42	5	9	0	9	1	HOU 48	End Game													

WEEK 4: PANTHERS 28, COWBOYS 36

OCTOBER 3, 2021

PANTHERS													COWBOYS												
#	RECD	LOST	POSS	OBTAINED	BEGAN	PLAYS	YDS	PEN	NET	1ST ENDED	GIVEN UP	#	RECD	LOST	POSS	OBTAINED	BEGAN	PLAYS	YDS	PEN	NET	1ST ENDED	GIVEN UP		
1	13:38	12:07	1:31	Punt	CAR 20	3	-4	0	-4	0	CAR 16	Punt	1	15:00	13:38	1:22	Kickoff	DAL 25	3	4	0	4	0	DAL 29	Punt
2	07:27	02:41	4:46	Kickoff	CAR 25	9	75	0	75	5	DAL 1	TD	2	12:07	07:27	4:40	Punt	DAL 30	9	80	-10	70	5	CAR 1	TD
3	14:09	07:02	7:07	Kickoff	CAR 25	13	80	-5	75	6	DAL 11	TD	3	02:41	14:09	3:32	Kickoff	DAL 25	9	80	-5	75	4	CAR 18	TD
4	04:19	01:40	2:39	Punt	CAR 9	6	16	0	16	1	CAR 25	Punt	4	07:02	04:19	2:43	Kickoff	DAL 25	6	20	0	26	2	CAR 49	Punt
5	00:48	00:00	0:48	Punt	CAR 12	2	-1	0	-1	0	CAR 5	End Half	5	01:40	00:48	0:52	Punt	DAL 32	4	20	0	20	1	CAR 48	Punt
6	15:00	12:49	2:11	Kickoff	CAR 25	6	49	-10	39	1	DAL 36	Missed FG	6	12:49	10:49	2:00	Missed FG	DAL 44	4	56	0	56	3	CAR 35	TD
7	10:49	09:10	1:39	Kickoff	CAR 25	3	-3	0	-3	0	CAR 22	Punt	7	09:10	07:21	1:49	Punt	DAL 34	4	66	0	66	3	CAR 6	TD
8	07:21	03:37	3:44	Kickoff	CAR 25	7	20	0	20	1	CAR 45	Int	8	03:37	02:17	1:20	Int	CAR 37	3	37	0	37	2	CAR 23	TD
9	02:17	01:22	0:55	Kickoff	CAR 25	3	7	0	7	0	CAR 32	Int	9	01:22	14:56	1:26	Int	CAR 29	4	14	-5	9	0	CAR 20	Field Goal
10	14:56	08:58	5:58	Kickoff	CAR 25	10	60	15	75	6	DAL 6	TD	10	08:58	06:49	2:09	Kickoff	DAL 25	4	17	-5	12	1	DAL 37	Punt
11	06:49	04:31	2:18	Punt	CAR 20	7	80	0	80	4	DAL 8	TD	11	04:31	00:00	4:31	Kickoff	DAL 19	7	39	5	44	3	CAR 36	End Game

GXG TEAM HIGHS AND LOWS

2021 REGULAR SEASON CAROLINA PANTHERS OFFENSIVE HIGHS AND LOWS (THROUGH WEEK 8)

HIGH	DATE	OPPONENT	CATEGORY	OPPONENT	DATE	LOW
28	10/3	at Dallas	Points	at N.Y. Giants	10/24	3
16	9/12	vs. N.Y. Jets	Points in a Quarter	vs. N.Y. Jets	9/12	0
				vs. New Orleans	9/19	
				at Houston	9/23	
				at Dallas	10/3	
				vs. Philadelphia	10/10	
				at N.Y. Giants	10/24	
18	10/17	vs. Minnesota	Points in a Half	at N.Y. Giants	10/24	0
4	10/3	at Dallas	Total Touchdowns	at N.Y. Giants	10/24	0
73	9/19	vs. New Orleans	Total Plays	at N.Y. Giants	10/24	62
407	9/23	at Houston	Total Net Yards	at N.Y. Giants	10/24	173
28	9/19	vs. New Orleans	Total First Downs	at N.Y. Giants	10/24	11
13	10/31	at Atlanta	First Downs Rushing	at N.Y. Giants	10/24	3
18	9/19	vs. New Orleans	First Downs Passing	at Atlanta	10/31	7
6	9/19	vs. New Orleans	First Down Penalties	vs. N.Y. Jets	9/12	0
				at N.Y. Giants	10/24	
58.8%	10/31	at Atlanta	Third Down Efficiency	at N.Y. Giants	10/24	13.3%
6	9/12	vs. N.Y. Jets	Average Yards Per Play	at N.Y. Giants	10/24	2.8
203	10/31	at Atlanta	Total Net Yards Rushing	at N.Y. Giants	10/24	56
47	10/31	at Atlanta	Rushing Attempts	at N.Y. Giants	10/24	17
5.1	10/17	vs. Minnesota	Rushing Average Yards	vs. New Orleans	9/19	2.7
3	9/23	at Houston	Rushing Touchdowns	vs. Philadelphia	10/10	0
				at N.Y. Giants	10/24	
294	9/19	vs. New Orleans	Total Net Yards Passing	at N.Y. Giants	10/24	117
41	10/17	vs. Minnesota	Passing Attempts	at Atlanta	10/31	25
26	9/19	vs. New Orleans	Passing Completions	at Atlanta	10/31	13
2	9/19	vs. New Orleans	Passing Touchdowns	at Houston	9/23	0
				at N.Y. Giants	10/24	
				at Atlanta	10/31	
7.8	9/23	at Houston	Passing Yards Average	at N.Y. Giants	10/24	2.6
3	10/10	vs. Philadelphia	Passes Thrown for Interception	vs. N.Y. Jets	9/12	0
				at Houston	9/23	
				at Atlanta	10/31	
6	10/24	at N.Y. Giants	Times Sacked	at Atlanta	10/31	0
6	10/24	at N.Y. Giants	QB Sacks	at Atlanta	10/31	0
35	10/3	at Dallas	Sack Yards Lost	at Atlanta	10/31	0
7	10/10	vs. Philadelphia	Total Punts	at Houston	9/23	3
				at Dallas	10/3	
				at Houston	9/23	
258	10/24	at N.Y. Giants	Total Punt Yards	at Houston	9/23	111
45.3	10/3	at Dallas	Punt Gross Average Yards	vs. Philadelphia	10/10	32.7
45.3	10/3	at Dallas	Punt Net Average Yards	vs. Philadelphia	10/10	23.4
4	9/12	vs. N.Y. Jets	Punt Returns	at Dallas	10/3	0
				at Atlanta	10/31	
40	9/12	vs. N.Y. Jets	Punt Return Yards	at Dallas	10/3	0
				at Atlanta	10/31	
13.0	10/10	vs. Philadelphia	Punt Return Yards Average	at Dallas	10/3	0.0
				at Atlanta	10/31	
3	10/10	vs. Philadelphia	Kickoff Returns	vs. New Orleans	9/19	0
				at Houston	9/23	
				at Dallas	10/3	
				at Atlanta	10/31	

GXG TEAM HIGHS AND LOWS

70	10/10	vs. Philadelphia
9	10/10	vs. Philadelphia
76	10/31	at Atlanta
2	9/23	at Houston
2	10/17	vs. Minnesota
38:32	9/19	vs. New Orleans
3	10/10	vs. Philadelphia
93,262	10/3	at Dallas

Kickoff Return Yards

Total Penalties

Penalty Yards

Total Fumbles

Fumbles Lost

Time of Possession

Turnovers

Attendance

vs. New Orleans	9/19	0
at Houston	9/23	
at Dallas	10/3	
at Atlanta	10/31	
vs. New Orleans	9/19	5
vs. Minnesota	10/17	28
at Dallas	10/3	0
vs. Philadelphia	10/10	
at N.Y. Giants	10/24	
vs. New Orleans	9/19	0
at Houston	9/23	
at Dallas	10/3	
vs. Philadelphia	10/10	
at N.Y. Giants	10/24	
at N.Y. Giants	10/24	25:25
at Houston	9/23	0
at Houston	9/23	68,320

GXG TEAM HIGHS AND LOWS

2021 REGULAR SEASON CAROLINA PANTHERS DEFENSIVE HIGHS AND LOWS (THROUGH WEEK 8)

HIGH	DATE	OPPONENT	CATEGORY	OPPONENT	DATE	LOW
36	10/3	at Dallas	Points	vs. New Orleans	9/19	7
20	10/3	at Dallas	Points in a Quarter	vs. N.Y. Jets	9/12	0
				vs. New Orleans	9/19	
				at Houston	9/23	
				at N.Y. Giants	10/24	
				at Atlanta	10/31	
23	10/3	at Dallas	Points in a Half	vs. N.Y. Jets	9/12	0
				vs. New Orleans	9/19	
5	10/3	at Dallas	Total Touchdowns	vs. New Orleans	9/19	1
				at Houston	9/23	
				at Atlanta	10/31	
84	10/17	vs. Minnesota	Total Plays	vs. New Orleans	9/19	43
571	10/17	vs. Minnesota	Total Net Yards	vs. New Orleans	9/19	128
26	10/17	vs. Minnesota	Total First Downs	vs. New Orleans	9/19	6
12	10/3	at Dallas	First Downs Rushing	vs. New Orleans	9/19	2
				at Houston	9/23	
				at Atlanta	10/31	
16	10/17	vs. Minnesota	First Downs Passing	vs. New Orleans	9/19	3
4	10/31	at Atlanta	First Down Penalties	vs. Minnesota	10/17	0
43.8%	10/17	vs. Minnesota	Third Down Efficiency	at Houston	9/23	11.1%
7.7	10/3	at Dallas	Average Yards Per Play	vs. New Orleans	9/19	3
245	10/3	at Dallas	Total Net Yards Rushing	at Houston	9/23	42
36	10/17	vs. Minnesota	Rushing Attempts	vs. N.Y. Jets	9/12	17
				vs. New Orleans	9/19	
				at Houston	9/23	
7.2	10/3	at Dallas	Rushing Average Yards	at Houston	9/23	2.5
2	10/10	vs. Philadelphia	Rushing Touchdowns	vs. N.Y. Jets	9/12	0
				at Houston	9/23	
				at Atlanta	10/31	
373	10/17	vs. Minnesota	Total Net Yards Passing	vs. New Orleans	9/19	80
48	10/17	vs. Minnesota	Passing Attempts	vs. New Orleans	9/19	22
				at Dallas	10/3	
33	10/17	vs. Minnesota	Passing Completions	vs. New Orleans	9/19	11
4	10/3	at Dallas	Passing Touchdowns	vs. New Orleans	9/19	0
				vs. Philadelphia	10/10	
8.5	10/3	at Dallas	Passing Yards Average	vs. New Orleans	9/19	3.1
2	9/19	vs. New Orleans	Passes Thrown for Interception	at Houston	9/23	0
				at Dallas	10/3	
				vs. Minnesota	10/17	
				at N.Y. Giants	10/24	
6	9/12	vs. N.Y. Jets	Times Sacked	at Dallas	10/3	0
				vs. Minnesota	10/17	
6	9/12	vs. N.Y. Jets	QB Sacks	at Dallas	10/3	0
				vs. Minnesota	10/17	
51	9/12	vs. N.Y. Jets	Sack Yards Lost	at Dallas	10/3	0
				vs. Minnesota	10/17	
7	9/12	vs. N.Y. Jets	Total Punts	at Dallas	10/3	4
				at Atlanta	10/31	
347	9/12	vs. N.Y. Jets	Total Punt Yards	vs. Minnesota	10/17	188
49.6	9/12	vs. N.Y. Jets	Punt Gross Average Yards	vs. Minnesota	10/17	37.6
47.5	10/31	at Atlanta	Punt Net Average Yards	vs. Minnesota	10/17	30.5
5	10/24	at N.Y. Giants	Punt Returns	vs. New Orleans	9/19	0
				at Dallas	10/3	

GXG TEAM HIGHS AND LOWS

22	10/10	vs. Philadelphia
22.0	10/10	vs. Philadelphia
6	9/19	vs. New Orleans
173	9/19	vs. New Orleans
11	9/19	vs. New Orleans
115	9/19	vs. New Orleans
4	10/17	vs. Minnesota
1	10/10	vs. Philadelphia
37:38	10/17	vs. Minnesota
2	9/19	vs. New Orleans
93,262	10/3	at Dallas

Punt Return Yards
Punt Return Yards Average
Kickoff Returns
Kickoff Return Yards
Total Penalties
Penalty Yards
Total Fumbles
Fumbles Lost

Time of Possession
Turnovers

Attendance

at Houston	9/23	-4
at Houston	9/23	-4.0
vs. N.Y. Jets	9/12	0
vs. N.Y. Jets	9/12	0
at Atlanta	10/31	3
at Atlanta	10/31	15
vs. New Orleans	9/19	0
vs. N.Y. Jets	9/12	0
vs. New Orleans	9/19	
at Houston	9/23	
at Dallas	10/3	
at N.Y. Giants	10/24	
at Atlanta	10/31	
vs. New Orleans	9/19	21:28
at Houston	9/23	0
at Dallas	10/3	
at N.Y. Giants	10/24	
at Houston	9/23	68,320

2021 SEASON SCORING DRIVES

PANTHERS 2021 REGULAR SEASON SCORING DRIVES										
DATE	OPPONENT	ACQUIRED	DRIVE START	PLAYS	YARDS	Q-TIME	FIRST DOWNS	SCORING PLAY	CAR	OPP
09/12	N.Y. Jets	Interception	NYJ 32	6	29	Q2-2:00	2	R. Santoso: 22-yard FG	3	0
		Downs	CAR 43	1	57	Q2-0:08	1	R. Anderson: 57-yard pass from S. Darnold	9	0
		Punt	CAR 38	7	62	Q2-2:00	4	S. Darnold: 5-yard run	16	0
		Kickoff	CAR 37	12	52	Q3-7:43	3	Q4: R. Santoso: 29-yard FG	19	8
09/19	New Orleans	Kickoff	CAR 25	5	75	Q1-3:00	3	B. Zylstra: 20-yard pass from S. Darnold	7	0
		Punt	CAR 34	15	64	Q1-8:57	4	Q2: Z. Gonzalez: 20-yard FG	10	0
		Punt	CAR 28	10	72	Q2-5:30	5	D. Moore: 2-yard pass from S. Darnold	17	0
		Punt	CAR 47	7	53	Q4-2:49	4	C. McCaffrey: 11-yard run	23	7
		Downs	NO 32	4	8	Q4-1:07	0	Z. Gonzalez: 42-yard FG	26	7
09/23	at Houston	Punt	CAR 12	10	88	Q1-6:00	5	S. Darnold: 5-yard run	7	0
		Punt	CAR 9	9	91	Q3-4:17	6	T. Tremble: 7-yard run	14	6
		Punt	CAR 41	10	56	Q3-6:31	3	Q4: Z. Gonzalez: 21-yard FG	17	6
		Kickoff	CAR 25	12	75	Q4-5:02	6	S. Darnold: 1-yard run	24	9
10/03	at Dallas	Kickoff	CAR 25	9	75	Q1-4:46	5	S. Darnold: 1-yard run	7	7
		Kickoff	CAR 25	13	75	Q2-7:07	6	S. Darnold: 11-yard run	14	13
		Kickoff	CAR 25	10	75	Q4-5:58	6	D. Moore: 6-yard pass from S. Darnold	21	36
		Punt	CAR 20	7	80	Q4-2:18	4	D. Moore: 8-yard pass from S. Darnold	28	36
10/10	Philadelphia	Punt	CAR 38	8	32	Q1-2:27	2	Z. Gonzalez: 48-yard FG	3	0
		Kickoff	CAR 38	9	62	Q1-3:38	4	T. Tremble: 5-yard pass from S. Darnold	10	3
		Punt	PHI 40	6	15	Q2-3:12	2	Z. Gonzalez: 43-yard FG	13	3
		Kickoff	CAR 25	11	44	Q3-6:39	3	Q4: Z. Gonzalez: 50-yard FG	18	13
10/17	Minnesota	Fumble	MIN 18	2	18	Q1-0:42	2	C. Hubbard: 2-yard run	7	3
		Punt	CAR 39	10	32	Q2-4:23	2	Z. Gonzalez: 47-yard FG	10	12
		Missed FG	CAR 40	7	55	Q4-2:19	2	Z. Gonzalez: 23-yard FG	20	28
		Punt	CAR 4	11	96	Q4-1:27	4	R. Anderson: 7-yard pass from S. Darnold	28	28
10/24	at N.Y. Giants	Kickoff	CAR 27	13	46	Q1-6:23	3	Z. Gonzalez: 45-yard FG	3	0
10/31	at Atlanta	Kickoff	CAR 25	15	64	Q1-7:17	5	Z. Gonzalez: 29-yard FG	3	3
		Kickoff	CAR 25	8	42	Q2-4:45	2	Z. Gonzalez: 51-yard FG	6	10
		Punt	CAR 27	5	34	Q2-0:24	1	Z. Gonzalez: 57-yard FG	9	10
		Punt	CAR 17	16	78	Q3-8:42	5	Z. Gonzalez: 23-yard FG	12	10
		Missed FG	CAR 35	15	65	Q4-7:40	6	C. Hubbard: 6-yard run	19	10
11/07	New England	--	--	--	--	--	--	--	--	
11/14	at Arizona	--	--	--	--	--	--	--	--	
11/21	Washington	--	--	--	--	--	--	--	--	
11/28	at Miami	--	--	--	--	--	--	--	--	
12/12	Atlanta	--	--	--	--	--	--	--	--	
12/19	at Buffalo	--	--	--	--	--	--	--	--	
12/26	Tampa Bay	--	--	--	--	--	--	--	--	
01/02	at New Orleans	--	--	--	--	--	--	--	--	
01/09	at Tampa Bay	--	--	--	--	--	--	--	--	
AVG				9.1	57.1	4:21	3.5			
TOTALS				283	1,770	135:11	110			

2021 SEASON BIG PASS PLAYS (20+ YARDS)

2021 REGULAR SEASON - BIG PASS PLAYS (20+ YARDS)												
DATE	OPPONENT	QTR	PANTHERS PLAYER	YDS.	DOWN	RESULT	QTR	OPP. PLAYER	YDS.	DOWN	RESULT	
09/12	N.Y. Jets	2	Sam Darnold -> DJ Moore	26	2-9-CAR 29	Fumble	2	Zach Wilson -> Corey Davis	35	2-8-NYJ 11	Interception	
		2	Sam Darnold -> DJ Moore	27	2-5-NYJ 40	Fumble	3	Zach Wilson -> Corey Davis	20	2-9-NYJ 31	Touchdown	
		2	Sam Darnold -> Robby Anderson	57T	1-10-CAR 43	Touchdown	3	Zach Wilson -> Corey Davis	22T	1-10-CAR 22	Touchdown	
		2	Sam Darnold -> Christian McCaffrey	22	1-10-NYJ 27	Touchdown	4	Zach Wilson -> Braxton Berrios	25	4-8-NYJ 25	Touchdown	
		4					4	Zach Wilson -> Denzel Mims	40	1-10- 50	Touchdown	
09/19	New Orleans	1	Sam Darnold -> Christian McCaffrey	32	2-7-CAR 28	Touchdown	2	Jameis Winston -> Lil'Jordan Humphrey	27	3-17-NO 36	Interception	
		1	Sam Darnold -> DJ Moore	20	2-10-NO 40	Touchdown	4	Jameis Winston -> Juwan Johnson	23	1-10-NO 33	Interception	
		1	Sam Darnold -> Brandon Zylstra	20T	1-10-NO 20	Touchdown						
09/23	at Houston	1	Sam Darnold -> DJ Moore	29	3-9-CAR 25	Touchdown	2	Davis Mills -> Brandin Cooks	30	2-2-HOU 44	Touchdown	
		1	Sam Darnold -> DJ Moore	26	2-7-HOU 31	Touchdown						
		2	Sam Darnold -> DJ Moore	24	2-10-HOU 38	Downs						
		3	Sam Darnold -> Alex Erickson	25	1-10-HOU 32	Touchdown						
		4	Sam Darnold -> Tommy Tremble	30	2-11-HOU 42	Field Goal						
4	Sam Darnold -> Terrace Marshall Jr.	23	1-10-HOU 40	Touchdown								
10/03	at Dallas	1	Sam Darnold -> DJ Moore	29	1-10-DAL 38	Touchdown	2	Dak Prescott -> Amari Cooper	20	1-10-DAL 32	Punt	
		3	Sam Darnold -> DJ Moore	39	1-13-CAR 22	Missed FG	3	Dak Prescott -> Amari Cooper	35T	1-10-CAR 35	Touchdown	
		4	Sam Darnold -> Brandon Zylstra	55	4-8-CAR 32	Touchdown	3	Dak Prescott -> Cedrick Wilson	23T	2-10-CAR 23	Touchdown	
10/10	Philadelphia	3	Sam Darnold -> Ian Thomas	24	2-5-CAR 33	Punt	3	Jalen Hurts -> Quez Watkins	53	3-10-PHI 37	Touchdown	
		4	Sam Darnold -> Robby Anderson	25	3-15-CAR 20	Interception	4	Jalen Hurts -> Dallas Goedert	20	2-9-CAR 26	Touchdown	
10/17	Minnesota	4	Sam Darnold -> Brandon Zylstra	21	2-6-MIN 26	Field Goal	2	Kirk Cousins -> Adam Thielen	20	2-7-MIN 28	Touchdown	
		4	Sam Darnold -> Ian Thomas	41	4-10-CAR 4	Touchdown	2	Kirk Cousins -> Adam Thielen	24	2-3-CAR 45	Touchdown	
		4	Sam Darnold -> DJ Moore	25	4-6-MIN 32	Touchdown	3	Kirk Cousins -> Tyler Conklin	24	1-10-CAR 40	Touchdown	
							3	Kirk Cousins -> Adam Thielen	35	1-10-CAR 39	Touchdown	
							4	Kirk Cousins -> Justin Jefferson	26	3-2-MIN 25	Field Goal	
							4	Kirk Cousins -> Tyler Conklin	40	1-10-MIN 25	Punt	
							5	Kirk Cousins -> K.J. Osborn	21T	2-13-CAR 27	Touchdown	
10/24	at N.Y. Giants	2	Sam Darnold -> DJ Moore	21	1-10-CAR 44	Interception	2	Daniel Jones -> Dante Pettis	27	2-9-NYG 38	Field Goal	
10/31	at Atlanta	2	Sam Darnold -> DJ Moore	23	1-10-CAR 38	Field Goal						
		2	Sam Darnold -> DJ Moore	21	2-1-CAR 36	Field Goal						
11/07	New England	--	--	--	--	--	--	--	--	--		
11/14	at Arizona	--	--	--	--	--	--	--	--	--		
11/21	Washington	--	--	--	--	--	--	--	--	--		
11/28	at Miami	--	--	--	--	--	--	--	--	--		
12/12	Atlanta	--	--	--	--	--	--	--	--	--		
12/19	at Buffalo	--	--	--	--	--	--	--	--	--		
12/26	Tampa Bay	--	--	--	--	--	--	--	--	--		
01/02	at New Orleans	--	--	--	--	--	--	--	--	--		
01/09	at Tampa Bay	--	--	--	--	--	--	--	--	--		

TOTALS 24 - 685 (28.5), 2 TDS

21 - 596 (28.4), 4 TDS

2021 SEASON BIG RUN PLAYS (10+ YARDS)

2021 REGULAR SEASON - BIG RUN PLAYS (10+ YARDS)											
DATE	OPPONENT	QTR	PANTHERS PLAYER	YDS.	DOWN	RESULT	QTR	OPP. PLAYER	YDS.	DOWN	RESULT
09/12	N.Y. Jets	4	DJ Moore	14	3-1-NYJ 43	Field Goal	4	Ty Johnson	12	1-10-NYJ 25	Punt
		4	Christian McCaffrey	15	1-10-CAR 46	Punt					
		4	Christian McCaffrey	18	2-10-NYJ 45	End Game					
09/19	New Orleans	2	Christian McCaffrey	16	1-10-CAR 48	Touchdown	3	Jameis Winston	12	2-17-CAR 45	Downs
		4	Christian McCaffrey	11T	1-10-NO 11	Touchdown					
09/23	at Houston	1	Christian McCaffrey	10	1-10-CAR 30	Downs	NONE				
		3	Royce Freeman	13	1-10-HOU 45	Touchdown					
		4	Chuba Hubbard	12	1-10-CAR 37	Touchdown					
		4	Chuba Hubbard	14	2-8-HOU 15	Touchdown					
10/03	at Dallas	1	Chuba Hubbard	14	1-10-CAR 25	Touchdown	1	Ezekiel Elliott	19	1-10-DAL 30	Touchdown
		1	Chuba Hubbard	12	2-10-CAR 39	Touchdown	1	Dak Prescott	15	1-20-DAL 39	Touchdown
		2	Sam Darnold	14	3-11-CAR 35	Touchdown	1	Dak Prescott	21	4-1-DAL 46	Touchdown
		2	Sam Darnold	11T	2-9-DAL 11	Touchdown	3	Ezekiel Elliott	11	1-10-DAL 44	Touchdown
							3	Ezekiel Elliott	47	1-10-DAL 47	Touchdown
					3	Tony Pollard	14	1-10-CAR 37	Touchdown		
					3	Tony Pollard	14	1-15-CAR 34	Field Goal		
					4	Ezekiel Elliott	10	1-10-DAL 25	Punt		
					4	Tony Pollard	18	1-10-DAL 19	End Game		
10/10	Philadelphia	1	Chuba Hubbard	26	1-10-PHI 49	Touchdown	4	Jalen Hurts	14	2-6-PHI 29	Downs
		4	Chuba Hubbard	11	1-10-PHI 49	Field Goal	4	Miles Sanders	18	2-3-CAR 36	End Game
							4	Kenneth Gainwell	12	2-13-CAR 21	End Game
10/17	Minnesota	4	Sam Darnold	30	1-10-CAR 40	Field Goal	1	Dalvin Cook	14	2-7-CAR 29	Field Goal
		4	Sam Darnold	13	2-4-MIN 49	Touchdown	3	Dalvin Cook	14	1-10-MIN 8	Blocked Punt
							3	C.J. Ham	30	3-1-MIN 30	Touchdown
							3	Dalvin Cook	16T	1-10-CAR 16	Touchdown
							4	Dalvin Cook	23	1-10-CAR 49	Field Goal
					4	Kirk Cousins	16	2-6-MIN 29	Missed FG		
					5	Dalvin Cook	16	2-6-CAR 40	Touchdown		
10/24	at N.Y. Giants	1	Chuba Hubbard	13	2-4-CAR 44	Field Goal	1	Daniel Jones	14	1-10-NYG 25	Punt
		4	PJ Walker	13	4-10-CAR 39	Downs	3	Devontae Booker	11	3-1-CAR 23	Touchdown
						4	Devontae Booker	19T	1-10-CAR 19	Touchdown	
10/31	at Atlanta	2	Sam Darnold	13	3-8-CAR 27	Punt	2	Mike Davis	18	1-10-CAR 44	Interception
		3	Sam Darnold	20	2-4-CAR 35	Field Goal	3	Cordarrelle Patterson	14	1-10-ATL 25	Missed FG
		4	Sam Darnold	11	3-9-ATL 22	Touchdown					
11/07	New England	--	--	--	--	--	--	--	--	--	
11/14	at Arizona	--	--	--	--	--	--	--	--	--	
11/21	Washington	--	--	--	--	--	--	--	--	--	
11/28	at Miami	--	--	--	--	--	--	--	--	--	
12/12	Atlanta	--	--	--	--	--	--	--	--	--	
12/19	at Buffalo	--	--	--	--	--	--	--	--	--	
12/26	Tampa Bay	--	--	--	--	--	--	--	--	--	
01/02	at New Orleans	--	--	--	--	--	--	--	--	--	
01/09	at Tampa Bay	--	--	--	--	--	--	--	--	--	
TOTALS			22 - 324 (14.7), 2 TDS				26 - 442 (17.0), 2 TDS				

TEAM RECORD WHEN...

PANTHERS 2021 REGULAR SEASON RECORD WHEN...

CATEGORY	2021 SEASON		CATEGORY	2021 SEASON	
	W-L-T			W-L-T	
OVERALL	4-4		PANTHERS WEARING BLUE	0-1	
PANTHERS AT BANK OF AMERICA STADIUM	2-2		PANTHERS WEARING BLACK	0-2	
PANTHERS ON THE ROAD	2-2		PANTHERS WEARING WHITE	4-1	
PANTHERS ON GRASS	0-0				
PANTHERS ON ARTIFICIAL TURF	4-4				
PANTHERS OUTDOORS	2-3		IN SEPTEMBER	3-0	
PANTHERS INDOORS	1-1		IN OCTOBER	1-4	
			IN NOVEMBER	0-0	
PANTHERS SCORE FIRST	3-2		IN DECEMBER	0-0	
OPPONENT SCORES FIRST	1-2		IN JANUARY	0-0	
PANTHERS LEAD AT HALFTIME	3-2				
PANTHERS TRAIL AT HALFTIME	1-2		ON MONDAY NIGHT	0-0	
SCORE TIED AT HALFTIME	0-0				
PANTHERS LEAD AFTER 3RD QUARTER	4-1		DAY GAMES	3-4	
PANTHERS TRAIL AFTER 3RD QUARTER	0-3		NIGHT GAMES	1-0	
SCORE TIED AFTER 3RD QUARTER	0-0				
GAME GOES TO OVERTIME	0-1		VS. NFC SOUTH OVERALL	2-0	
PANTHERS HAVE + TURNOVER RATIO	2-0		VS. NFC	2-4	
PANTHERS HAVE - TURNOVER RATIO	0-4		VS. NFC NORTH	0-1	
TURNOVER RATIO EVEN	2-0		VS. NFC EAST	0-3	
			VS. NFC WEST	0-0	
PANTHERS HAVE 100-YARD RUSHER	0-1				
PANTHERS HAVE 1 100-YARD RECEIVER	1-1		VS. AFC	2-0	
OPPONENTS HAVE 100-YARD RUSHER	0-2		VS. AFC EAST	1-0	
WHEN OUTFRUSHING OPPONENTS	4-1		VS. AFC SOUTH	1-0	
WITH A 300-YARD PASSER	2-1		VS. AFC NORTH	0-0	
OPPONENTS HAVE 300 NET PASSING YARDS	0-1		VS. AFC WEST	0-0	
OPPONENTS HAVE 1 100-YARD RECEIVER	1-1				
PANTHERS WIN COIN TOSS	1-2				
PANTHERS LOSE COIN TOSS	3-2				

2021 GAME SUMMARIES



14

WEEK 1

New York Jets 14, Carolina Panthers 19

70,211 Bank of America Stadium Sep 12, 2021



19

New York Jets	0	0	8	6	—	14
Carolina Panthers	0	16	0	3	—	19

SCORING DRIVES

TEAM	QTR	TIME	SCORING PLAY	NYJ	CAR
Panthers	2	07:26	R.Santoso 22 yd. Field Goal (6-29, 2:00)	0	3
Panthers	2	04:06	R.Anderson 57 yd. pass from S.Darnold (kick failed, wl) (1-57, 0:08)	0	9
Panthers	2	00:35	S.Darnold 5 yd. run (R.Santoso kick) (7-62, 2:00)	0	16
Jets	3	01:25	C.Davis 22 yd. pass from Z.Wilson (Z.Wilson run) (8-70, 4:40)	8	16
Panthers	4	08:42	R.Santoso 29 yd. Field Goal (12-52, 7:43)	8	19
Jets	4	01:56	C.Davis 8 yd. pass from Z.Wilson (pass failed) (10-93, 2:31)	14	19

NEW YORK JETS

OFFENSE		DEFENSE	
WR 84	C. Davis	DL 94	F. Fatukasi
WR 8	E. Moore	DL 91	J. Franklin-Myers
G 62	G. Van Roten	DL 47	B. Huff
C 60	C. McGovern	DL 95	O. Williams
OL 75	A. Vera-Tucker	LB 57	C. Mosley
TE 86	R. Griffin	LB 45	H. Nastriiden
TE 85	T. Wesco	LB 44	I. Sherwood
T 77	M. Becton	CB 26	B. Echols
T 76	G. Fant	CB 37	B. Hall
QB 2	Z. Wilson	S 29	L. Joyner
RB 23	T. Coleman	S 20	M. Maye

CAROLINA PANTHERS

OFFENSE		DEFENSE	
LT 75	C. Erving	DE 53	B. Burns
LG 60	P. Efflein	DT 90	D. Jones
C 61	M. Paradis	DT 95	D. Brown
RG 65	D. Daley	DE 91	M. Fox
RT 72	T. Moton	SAM 7	S. Thompson
TE 80	I. Thomas	MIKE 4	J. Carter Jr.
TE 85	D. Arnold	WILL 43	H. Reddick
WR 2	D. Moore	CB 26	D. Jackson
WR 11	R. Anderson	CB 8	J. Horn
RB 22	C. McCaffrey	S 21	J. Chinn
QB 14	S. Darnold	S 31	J. Burns

NEW YORK JETS

PASSING	ATT	CP	YDS	SK/YD	TD	LG	INT	RTG
Zach Wilson	37	20	258	6/51	2	40	1	82.9
TOTAL	37	20	258	6/51	2	40	1	82.9

RUSHING	ATT	YDS	AVG	LG	TD
Tevin Coleman	9	24	2.7	9	0
Ty Johnson	4	15	3.8	12	0
Michael Carter	4	6	1.5	2	0
TOTAL	17	45	2.6	12	0

RECEIVING	NO	YDS	AVG	LG	TD
Corey Davis	5	97	19.4	35	2
Braxton Berrios	5	51	10.2	25	0
Tyler Kroft	3	26	8.7	10	0
Ryan Griffin	3	22	7.3	8	0
Denzel Mims	1	40	40.0	40	0
Michael Carter	1	14	14.0	14	0
Ty Johnson	1	11	11.0	11	0
Elijah Moore	1	-3	-3.0	-3	0
TOTAL	20	258	12.9	40	2

TOP DEFENSE	TOT	SOLO	AST	SCK	YDS	INT
Del'Shawn Phillips	8	2	6	0.0	0.0	0
Marcus Maye	8	5	3	0.0	0.0	0
Brandin Echols	5	5	0	0.0	0.0	0

FIELD GOALS	FGM/FGA	PERCENT	RESULTS
No Field Goals			

CAROLINA PANTHERS

PASSING	ATT	CP	YDS	SK/YD	TD	LG	INT	RTG
Sam Darnold	35	24	279	1/9	1	57T	0	102.0
TOTAL	35	24	279	1/9	1	57T	0	102.0

RUSHING	ATT	YDS	AVG	LG	TD
Christian McCaffrey	21	98	4.7	18	0
DJ Moore	1	14	14.0	14	0
Sam Darnold	5	-1	-0.2	5t	1
TOTAL	27	111	4.1	18	1

RECEIVING	NO	YDS	AVG	LG	TD
Christian McCaffrey	9	89	9.9	22	0
DJ Moore	6	80	13.3	27	0
Terrace Marshall Jr.	3	26	8.7	11	0
Dan Arnold	2	6	3.0	5	0
Chuba Hubbard	2	4	2.0	3	0
Robby Anderson	1	57	57.0	57t	1
Ian Thomas	1	17	17.0	17	0
TOTAL	24	279	11.6	57T	1

TOP DEFENSE	TOT	SOLO	AST	SCK	YDS	INT
Shaq Thompson	10	5	5	1.0	10.0	1
Donte Jackson	7	5	2	0.0	0.0	0
Derrick Brown	4	2	2	1.0	10.0	0

FIELD GOALS	FGM/FGA	PERCENT	RESULTS
Ryan Santos	2-2	100.0	22G, 29C
TOTAL	2-2	100.0	

TEAM STATISTICS

First Downs	16
3rd-Down Eff. (Made/Att/Pct)	4/13/31%
4th-Down Eff. (Made/Att/Pct)	1/2/50%
Total Net Yards	252
Total Plays	60
Yards Per Play	4.2
Rushes/Net Yards	17/45
Net Passing	207
Pass Attempts/Completions	37/20
Had Intercepted	1
Sacked/Yards Lost	6/51
Punts/Average	7/49.6
Penalties/Yards	5/30
Fumbles/Lost	1/0
Possession Time	28:40

JETS PANTHERS

16	18
4/13/31%	4/14/29%
1/2/50%	0/1/0%
252	381
60	63
4.2	6.0
17/45	27/111
207	270
37/20	35/24
1	0
6/51	1/9
7/49.6	6/37.5
5/30	6/38
1/0	1/1
28:40	31:20

2021 GAME SUMMARIES



7

WEEK 2

New Orleans Saints 7, Carolina Panthers 26
70,675 Bank of America Stadium Sep 19, 2021



26

New Orleans Saints 0 0 0 7 — 7
Carolina Panthers 7 10 0 9 — 26

SCORING DRIVES

TEAM	QTR	TIME	SCORING PLAY	NO	CAR
Panthers	1	12:00	B.Zylstra 20 yd. pass from S.Darnold (Z.Gonzalez kick) (5-75, 3:00)	0	7
Panthers	2	11:11	Z.Gonzalez 20 yd. Field Goal (15-64, 8:57)	0	10
Panthers	2	01:55	Dj.Moore 2 yd. pass from S.Darnold (Z.Gonzalez kick) (10-72, 5:30)	0	17
Saints	4	14:37	J.Winston 8 yd. run (A.Rosas kick) (5-18, 1:57)	7	17
Panthers	4	05:53	C.McCaffrey 11 yd. run (kick failed, wl) (7-53, 2:49)	7	23
Panthers	4	03:21	Z.Gonzalez 42 yd. Field Goal (4-8, 1:07)	7	26

NEW ORLEANS SAINTS	
OFFENSE	DEFENSE
WR 88 T. Montgomery II	RDE 96 C. Granderson
WR 80 C. Hogan	RDE 94 C. Jordan
LT 72 T. Armstead	DT 70 C. Ringo
LT 71 R. Ramczyk	DT 99 S. Tuttle
LG 75 A. Peat	WILL 56 D. Davis
C 51 C. Ruiz	LCB 29 P. Adebo
QB 7 T. Hill	LCB 26 P. Williams
QB 2 J. Winston	FS 43 M. Williams
RB 41 A. Kamara	
RB 34 T. Jones Jr.	

CAROLINA PANTHERS	
OFFENSE	DEFENSE
LT 75 C. Erving	DE 53 B. Burns
LG 60 P. Eflin	DT 90 D. Jones
C 61 M. Paradis	DT 95 D. Brown
RG 67 J. Miller	DE 91 M. Fox
RT 72 T. Moton	SAM 7 S. Thompson
TE 82 T. Tremble	MIKE 4 J. Carter Jr.
WR 2 D. Moore	WILL 43 H. Reddick
WR 11 R. Anderson	CB 26 D. Jackson
WR 88 T. Marshall Jr.	CB 8 J. Horn
RB 22 C. McCaffrey	S 21 J. Chinn
QB 14 S. Darnold	S 31 J. Burris

NEW ORLEANS SAINTS

PASSING	ATT	CP	YDS	SK/YD	TD	LG	INT	RTG
Jameis Winston	22	11	111	4/31	0	27	2	26.9
TOTAL	22	11	111	4/31	0	27	2	26.9

RUSHING	ATT	YDS	AVG	LG	TD
Jameis Winston	3	19	6.3	12	1
Taysom Hill	2	16	8.0	9	0
Tony Jones Jr.	3	7	2.3	6	0
Alvin Kamara	8	5	0.6	5	0
Deonte Harris	1	1	1.0	1	0
TOTAL	17	48	2.8	12	1

RECEIVING	NO	YDS	AVG	LG	TD
Alvin Kamara	4	25	6.3	8	0
Marquez Callaway	2	8	4.0	4	0
Lil'Jordan Humphrey	1	27	27.0	27	0
Juwan Johnson	1	23	23.0	23	0
Chris Hogan	1	16	16.0	16	0
Deonte Harris	1	9	9.0	9	0
Ty Montgomery II	1	3	3.0	3	0
TOTAL	11	111	10.1	27	0

TOP DEFENSE	TOT	SOLO	AST	SCK	YDS	INT
Demario Davis	12	8	4	0.0	0.0	0
Marcus Williams	8	4	4	0.0	0.0	0
Cameron Jordan	7	2	5	0.0	0.0	0

FIELD GOALS	FGM/FGA	PERCENT	RESULTS
Aldrick Rosas	0-1	0.0	
TOTAL	0-1	0.0	

TEAM STATISTICS

First Downs	6	28
3rd-Down Eff. (Made/Att/Pct)	2/11/18%	8/15/53%
4th-Down Eff. (Made/Att/Pct)	0/2/0%	0/0/0%
Total Net Yards	128	383
Total Plays	43	73
Yards Per Play	3.0	5.2
Rushes/Net Yards	17/48	33/89
Net Passing	80	294
Pass Attempts/Completions	22/11	38/26
Had Intercepted	2	1
Sacked/Yards Lost	4/31	2/11
Punts/Average	6/49.0	4/40.0
Penalties/Yards	11/115	5/49
Fumbles/Lost	0/0	1/0
Possession Time	21:28	38:32

CAROLINA PANTHERS

PASSING	ATT	CP	YDS	SK/YD	TD	LG	INT	RTG
Sam Darnold	38	26	305	2/11	2	32	1	99.1
TOTAL	38	26	305	2/11	2	32	1	99.1

RUSHING	ATT	YDS	AVG	LG	TD
Christian McCaffrey	24	72	3.0	16	1
Chuba Hubbard	8	10	1.3	9	0
Sam Darnold	1	7	7.0	7	0
TOTAL	33	89	2.7	16	1

RECEIVING	NO	YDS	AVG	LG	TD
DJ Moore	8	79	9.9	20	1
Christian McCaffrey	5	65	13.0	32	0
Dan Arnold	3	55	18.3	19	0
Brandon Zylstra	3	44	14.7	20t	1
Robby Anderson	3	38	12.7	18	0
Terrace Marshall Jr.	3	17	5.7	11	0
Ian Thomas	1	7	7.0	7	0
TOTAL	26	305	11.7	32	2

TOP DEFENSE	TOT	SOLO	AST	SCK	YDS	INT
Justin Burris	5	4	1	0.0	0.0	1
Brian Burns	4	3	1	1.0	8.0	0
Shaq Thompson	4	2	2	0.0	0.0	0

FIELD GOALS	FGM/FGA	PERCENT	RESULTS
Zane Gonzalez	2-3	66.7	20G, 50B, 42G
TOTAL	2-3	66.7	

SAINTS PANTHERS

2021 GAME SUMMARIES



24

WEEK 3

Carolina Panthers 24, Houston Texans 9
68,320 NRG Stadium Sep 23, 2021



9

Carolina Panthers	7	0	7	10	—	24
Houston Texans	0	6	0	3	—	9

SCORING DRIVES

TEAM	QTR	TIME	SCORING PLAY	CAR	HOU
Panthers	1	06:36	S.Darnold 5 yd. run (Z.Gonzalez kick) (10-88, 6:00)	7	0
Texans	2	00:25	A.Miller 1 yd. pass from D.Mills (kick failed, wr) (7-64, 1:12)	7	6
Panthers	3	06:20	T.Tremble 7 yd. run (Z.Gonzalez kick) (9-91, 4:17)	14	6
Panthers	4	12:44	Z.Gonzalez 21 yd. Field Goal (10-56, 6:31)	17	6
Texans	4	09:09	J.Slye 53 yd. Field Goal (8-40, 3:35)	17	9
Panthers	4	04:07	S.Darnold 1 yd. run (Z.Gonzalez kick) (12-75, 5:02)	24	9

HOUSTON TEXANS	
OFFENSE	DEFENSE
QB 10 D. Mills	DE 54 J. Martin
RB 2 M. Ingram II	DT 97 M. Collins
WR 13 B. Cooks	DT 91 R. Lopez
WR 18 C. Conley	DE 52 J. Greenard
TE 85 P. Brown	SLB 48 J. Thomas
TE 83 A. Auclair	MLB 58 C. Kirksey
LT 78 L. Tunstall	WLB 41 Z. Cunningham
LG 71 T. Howard	CB 26 V. Hargreaves III
C 68 J. Britt	CB 24 T. Smith
RG 74 M. Scharping	S 1 L. Johnson Jr.
RT 61 M. Cannon	S 23 E. Murray

CAROLINA PANTHERS	
OFFENSE	DEFENSE
LT 75 C. Erving	DE 53 B. Burns
LG 65 D. Daley	DT 90 D. Jones
C 61 M. Paradis	DT 95 D. Brown
RG 67 J. Miller	DE 91 M. Fox
RT 72 T. Moton	SAM 7 S. Thompson
TE 80 I. Thomas	MIKE 4 J. Carter Jr.
TE 86 C. Thompson	WILL 43 H. Reddick
WR 2 D. Moore	CB 26 D. Jackson
WR 11 R. Anderson	CB 8 J. Horn
RB 22 C. McCaffrey	S 21 J. Chinn
QB 14 S. Darnold	S 31 J. Burris

CAROLINA PANTHERS

PASSING	ATT	CP	YDS	SK/YD	TD	LG	INT	RTG
Sam Darnold	34	23	304	3/14	0	30	0	95.7
TOTAL	34	23	304	3/14	0	30	0	95.7

RUSHING	ATT	YDS	AVG	LG	TD
Chuba Hubbard	11	52	4.7	14	0
Christian McCaffrey	7	31	4.4	10	0
Royce Freeman	5	17	3.4	13	0
Sam Darnold	8	11	1.4	5t	2
Tommy Tremble	1	7	7.0	7t	1
DJ Moore	1	-1	-1.0	-1	0
TOTAL	33	117	3.5	14	3

RECEIVING	NO	YDS	AVG	LG	TD
DJ Moore	8	126	15.8	29	0
Terrace Marshall Jr.	4	48	12.0	23	0
Chuba Hubbard	3	27	9.0	10	0
Dan Arnold	2	23	11.5	12	0
Christian McCaffrey	2	9	4.5	8	0
Tommy Tremble	1	30	30.0	30	0
Alex Erickson	1	25	25.0	25	0
Robby Anderson	1	8	8.0	8	0
Royce Freeman	1	8	8.0	8	0
TOTAL	23	304	13.2	30	0

TOP DEFENSE	TOT	SOLO	AST	SCK	YDS	INT
Donte Jackson	6	5	1	0.0	0.0	0
Shaq Thompson	6	5	1	0.0	0.0	0
Jeremy Chinn	5	3	2	0.0	0.0	0

FIELD GOALS	FGM/FGA	PERCENT	RESULTS
Zane Gonzalez	1-1	100.0	21G
TOTAL	1-1	100.0	

TEAM STATISTICS

	PANTHERS	TEXANS
First Downs	28	14
3rd-Down Eff. (Made/Att/Pct)	5/11/45%	1/9/11%
4th-Down Eff. (Made/Att/Pct)	0/1/0%	0/1/0%
Total Net Yards	407	193
Total Plays	70	49
Yards Per Play	5.8	3.9
Rushes/Net Yards	33/117	17/42
Net Passing	290	151
Pass Attempts/Completions	34/23	28/19
Had Intercepted	0	0
Sacked/Yards Lost	3/14	4/17
Punts/Average	3/37.0	6/44.5
Penalties/Yards	8/64	7/51
Fumbles/Lost	2/0	2/0
Possession Time	35:45	24:15

HOUSTON TEXANS

PASSING	ATT	CP	YDS	SK/YD	TD	LG	INT	RTG
Davis Mills	28	19	168	4/17	1	30	0	95.5
TOTAL	28	19	168	4/17	1	30	0	95.5

RUSHING	ATT	YDS	AVG	LG	TD
Mark Ingram II	6	21	3.5	6	0
David Johnson	2	11	5.5	7	0
Phillip Lindsay	7	5	0.7	3	0
Brandin Cooks	1	5	5.0	5	0
Davis Mills	1	0	0.0	0	0
TOTAL	17	42	2.5	7	0

RECEIVING	NO	YDS	AVG	LG	TD
Brandin Cooks	9	112	12.4	30	0
Jordan Akins	4	32	8.0	12	0
Anthony Miller	4	20	5.0	10	1
Rex Burkhead	1	5	5.0	5	0
Mark Ingram II	1	-1	-1.0	-1	0
TOTAL	19	168	8.8	30	1

TOP DEFENSE	TOT	SOLO	AST	SCK	YDS	INT
Zach Cunningham	14	6	8	0.0	0.0	0
Christian Kirksey	10	7	3	0.0	0.0	0
Vernon Hargreaves III	8	6	2	0.0	0.0	0

FIELD GOALS	FGM/FGA	PERCENT	RESULTS
Joey Slye	1-1	100.0	53G
TOTAL	1-1	100.0	

2021 GAME SUMMARIES



28

WEEK 4

Carolina Panthers 28, Dallas Cowboys 36
93,262 AT&T Stadium Oct 3, 2021



36

Carolina Panthers	7	7	0	14	—	28
Dallas Cowboys	7	6	20	3	—	36

SCORING DRIVES

TEAM	QTR	TIME	SCORING PLAY	CAR	DAL
Carolina Panthers	1	07:29	E.Elliott 1 yd. run (G.Zuerlein kick) (9-70, 4-40)	0	7
Panthers	1	02:41	S.Darnold 1 yd. run (Z.Gonzalez kick) (9-75, 4-46)	7	7
Carolina Panthers	2	14:09	B.Jarwin 18 yd. pass from D.Prescott (pass failed) (9-75, 3-32)	7	13
Panthers	2	07:02	S.Darnold 11 yd. run (Z.Gonzalez kick) (13-75, 7-07)	14	13
Carolina Panthers	3	10:49	A.Cooper 35 yd. pass from D.Prescott (G.Zuerlein kick) (4-56, 2-00)	14	20
Carolina Panthers	3	07:21	D.Schultz 6 yd. pass from D.Prescott (pass failed) (4-66, 1-49)	14	26
Carolina Panthers	3	02:17	C.Wilson 23 yd. pass from D.Prescott (G.Zuerlein kick) (3-37, 1-20)	14	33
Carolina Panthers	4	14:56	G.Zuerlein 37 yd. Field Goal (4-9, 1:26)	14	36
Panthers	4	08:58	Dj.Moore 6 yd. pass from S.Darnold (Z.Gonzalez kick) (10-75, 5-58)	21	36
Panthers	4	04:31	Dj.Moore 8 yd. pass from S.Darnold (Z.Gonzalez kick) (7-80, 2-18)	28	36

CAROLINA PANTHERS

PASSING	ATT	CP	YDS	SK/YD	TD	LG	INT	RTG
Sam Darnold	39	26	301	5/35	2	55	2	85.5
TOTAL	39	26	301	5/35	2	55	2	85.5

RUSHING	ATT	YDS	AVG	LG	TD
Chuba Hubbard	13	57	4.4	14	0
Sam Darnold	6	35	5.8	14	2
Royce Freeman	3	12	4.0	6	0
DJ Moore	1	6	6.0	6	0
Robby Anderson	1	3	3.0	3	0
TOTAL	24	113	4.7	14	2

RECEIVING	NO	YDS	AVG	LG	TD
DJ Moore	8	113	14.1	39	2
Rodney Smith	5	48	9.6	17	0
Robby Anderson	5	46	9.2	13	0
Ian Thomas	3	15	5.0	9	0
Brandon Zylstra	2	63	31.5	55	0
Chuba Hubbard	2	14	7.0	11	0
Terrace Marshall Jr.	1	2	2.0	2	0
TOTAL	26	301	11.6	55	2

TOP DEFENSE	TOT	SOLO	AST	SCK	YDS	INT
Sean Chandler	8	3	5	0.0	0.0	0
Jeremy Chinn	6	5	1	0.0	0.0	0
Shaq Thompson	5	4	1	0.0	0.0	0

FIELD GOALS	FGM/FGA	PERCENT	RESULTS
Zane Gonzalez	0-1	0.0	54WL
TOTAL	0-1	0.0	

TEAM STATISTICS

First Downs	24
3rd-Down Eff. (Made/Att/Pct)	4/13/31%
4th-Down Eff. (Made/Att/Pct)	3/3/100%
Total Net Yards	379
Total Plays	68
Yards Per Play	5.6
Rushes/Net Yards	24/113
Net Passing	266
Pass Attempts/Completions	39/26
Had Intercepted	2
Sacked/Yards Lost	5/35
Punts/Average	3/45.3
Penalties/Yards	6/32
Fumbles/Lost	0/0
Possession Time	33:36

DALLAS COWBOYS

OFFENSE	DEFENSE
WR 88 C. Lamb	LDE 93 T. Basham
LT 77 T. Smith	LDT 97 O. Odighizuwa
LG 52 C. Williams	RDT 95 B. Urban
C 63 T. Biadasz	RDE 94 R. Gregory
RG 70 Z. Martin	OLB 11 M. Parsons
RT 78 T. Steele	MLB 55 L. Vander Esch
TE 86 D. Schultz	LCB 7 T. Diggs
TE 89 B. Jarwin	Nickel 26 J. Lewis
WR 19 A. Cooper	RCB 30 A. Brown
QB 4 D. Prescott	SS 27 J. Kearse
RB 21 E. Elliott	FS 18 D. Kazee

CAROLINA PANTHERS

OFFENSE	DEFENSE
LT 75 C. Erving	DE 53 B. Burns
LG 65 D. Daley	DT 90 D. Jones
C 61 M. Paradis	DT 95 D. Brown
RG 67 J. Miller	DE 91 M. Fox
RT 72 T. Moton	SAM 7 S. Thompson
TE 82 T. Tremble	MIKE 4 J. Carter Jr.
WR 2 D. Moore	WILL 43 H. Reddick
WR 11 R. Anderson	CB 26 D. Jackson
WR 88 T. Marshall Jr.	CB 24 A. Bouye
RB 30 C. Hubbard	S 21 J. Chinn
QB 14 S. Darnold	S 34 S. Chandler

DALLAS COWBOYS

PASSING	ATT	CP	YDS	SK/YD	TD	LG	INT	RTG
Dak Prescott	22	14	188	0/0	4	35t	0	130.3
TOTAL	22	14	188	0/0	4	35t	0	130.3

RUSHING	ATT	YDS	AVG	LG	TD
Ezekiel Elliott	20	143	7.2	47	1
Tony Pollard	10	67	6.7	18	0
Dak Prescott	4	35	8.8	21	0
TOTAL	34	245	7.2	47	1

RECEIVING	NO	YDS	AVG	LG	TD
Dalton Schultz	6	58	9.7	18	1
Amari Cooper	3	69	23.0	35t	1
Cedrick Wilson	2	30	15.0	23t	1
CeeDee Lamb	2	13	6.5	7	0
Blake Jarwin	1	18	18.0	18t	1
TOTAL	14	188	13.4	35t	4

TOP DEFENSE	TOT	SOLO	AST	SCK	YDS	INT
Anthony Brown	8	6	2	0.0	0.0	0
Chauncey Golston	5	3	2	0.5	3.0	0
Leighton Vander Esch	5	4	1	0.0	0.0	0

FIELD GOALS	FGM/FGA	PERCENT	RESULTS
Greg Zuerlein	1-1	100.0	37G
TOTAL	1-1	100.0	

PANTHERS COWBOYS

24	24
4/13/31%	3/9/33%
3/3/100%	1/1/100%
379	433
68	56
5.6	7.7
24/113	34/245
266	188
39/26	22/14
2	0
5/35	0/0
3/45.3	4/47.5
6/32	7/50
0/0	1/0
33:36	26:24

2021 GAME SUMMARIES



21

WEEK 5

Philadelphia Eagles 21, Carolina Panthers 18

72,545 Bank of America Stadium Oct 10, 2021



18

Philadelphia Eagles 3 3 7 8 — 21
 Carolina Panthers 10 5 0 3 — 18

SCORING DRIVES

TEAM	QTR	TIME	SCORING PLAY	PHI	CAR
Panthers	1	11:12	Z.Gonzalez 48 yd. Field Goal (8-32, 2:27)	0	3
Eagles	1	06:47	J.Elliott 30 yd. Field Goal (4--2, 2:15)	3	3
Panthers	1	03:09	T.Tremble 5 yd. pass from S.Darnold (Z.Gonzalez kick) (9-62, 3:38)	3	10
Panthers	2	02:39	Z.Gonzalez 43 yd. Field Goal (6-15, 3:12)	3	13
Panthers	2	02:21	J.Hurts fumble out of bounds in end zone for a Safety	3	15
Eagles	2	00:00	J.Elliott 58 yd. Field Goal (5-44, 0:31)	6	15
Eagles	3	00:08	J.Hurts 1 yd. run (J.Elliott kick) (6-80, 2:19)	12	15
Panthers	4	08:29	Z.Gonzalez 50 yd. Field Goal (11-44, 6:39)	13	18
Eagles	4	02:38	J.Hurts 6 yd. run (J.Hurts-D.Smith pass) (4-27, 1:15)	21	18

PHILADELPHIA EAGLES

OFFENSE	DEFENSE
WR 18 J. Reagor	DE 96 D. Barnett
WR 6 D. Smith	DE 94 J. Sweat
WR 16 Q. Watkins	DT 91 F. Cox
C 62 J. Kelce	DT 97 J. Hargrave
T 77 A. Dillard	CB 29 A. Maddox
T 63 J. Driscoll	CB 3 S. Nelson
T 68 J. Mailata	CB 2 D. Stay
TE 86 Z. Ertz	S 28 A. Harris
RB 26 M. Sanders	S 23 R. McLeod
QB 1 J. Hurts	

CAROLINA PANTHERS

OFFENSE	DEFENSE
LT 72 I. Moton	DE 53 B. Burns
LG 65 D. Daley	DT 95 D. Brown
C 61 M. Paradis	DT 90 D. Jones
RG 67 J. Miller	DE 91 M. Fox
RT 70 B. Christensen	SAM 43 H. Reddick
TE 82 T. Tremble	MIKE 4 J. Carter Jr.
WR 2 D. Moore	WILL 49 F. Livu
WR 11 R. Anderson	CB 26 D. Jackson
WR 88 T. Marshall Jr.	CB 24 A. Bouye
RB 30 C. Hubbard	S 21 J. Chinn
QB 14 S. Darnold	S 34 S. Chandler

PHILADELPHIA EAGLES

PASSING	ATT	CP	YDS	SK/YD	TD	LG	INT	RTG
Jalen Hurts	37	22	198	2/16	0	53	1	62.7
TOTAL	37	22	198	2/16	0	53	1	62.7

RUSHING	ATT	YDS	AVG	LG	TD
Miles Sanders	11	45	4.1	18	0
Jalen Hurts	9	30	3.3	14	2
Kenneth Gainwell	2	16	8.0	12	0
TOTAL	22	91	4.1	18	2

RECEIVING	NO	YDS	AVG	LG	TD
DeVonta Smith	7	77	11.0	17	0
Miles Sanders	5	6	1.2	6	0
Quez Watkins	3	48	16.0	53	0
Jalen Reagor	3	24	8.0	15	0
Dallas Goedert	2	28	14.0	20	0
Kenneth Gainwell	1	8	8.0	8	0
Zach Ertz	1	7	7.0	7	0
TOTAL	22	198	9.0	53	0

TOP DEFENSE	TOT	SOLO	AST	SCK	YDS	INT
Alex Singleton	13	9	4	0.0	0.0	0
Genard Avery	8	4	4	0.0	0.0	0
Marcus Epps	8	5	3	0.0	0.0	0

FIELD GOALS	FGM/FGA	PERCENT	RESULTS
Jake Elliott	2-2	100.0	30G, 58G
TOTAL	2-2	100.0	

CAROLINA PANTHERS

PASSING	ATT	CP	YDS	SK/YD	TD	LG	INT	RTG
Sam Darnold	37	21	177	3/19	1	25	3	44.5
TOTAL	37	21	177	3/19	1	25	3	44.5

RUSHING	ATT	YDS	AVG	LG	TD
Chuba Hubbard	24	101	4.2	26	0
Sam Darnold	2	10	5.0	5	0
Royce Freeman	3	2	0.7	3	0
DJ Moore	1	-4	-4.0	-4	0
TOTAL	30	109	3.6	26	0

RECEIVING	NO	YDS	AVG	LG	TD
DJ Moore	5	42	8.4	14	0
Chuba Hubbard	5	33	6.6	11	0
Ian Thomas	4	40	10.0	24	0
Robby Anderson	2	30	15.0	25	0
Terrace Marshall Jr.	2	14	7.0	8	0
Tommy Tremble	2	12	6.0	7	1
Royce Freeman	1	6	6.0	6	0
TOTAL	21	177	8.4	25	1

TOP DEFENSE	TOT	SOLO	AST	SCK	YDS	INT
Haason Reddick	8	6	2	2.0	16.0	0
Donte Jackson	6	4	2	0.0	0.0	1
A.J. Bouye	4	4	0	0.0	0.0	0

FIELD GOALS	FGM/FGA	PERCENT	RESULTS
Zane Gonzalez	3-3	100.0	48G, 43G, 50G
TOTAL	3-3	100.0	

TEAM STATISTICS

First Downs	15
3rd-Down Eff. (Made/Att/Pct)	4/13/31%
4th-Down Eff. (Made/Att/Pct)	0/1/0%
Total Net Yards	273
Total Plays	61
Yards Per Play	4.5
Rushes/Net Yards	22/91
Net Passing	182
Pass Attempts/Completions	37/22
Had Intercepted	1
Sacked/Yards Lost	2/16
Punts/Average	6/46.0
Penalties/Yards	6/60
Fumbles/Lost	2/1
Possession Time	24:57

EAGLES PANTHERS

15	17
4/13/31%	5/15/33%
0/1/0%	0/0/0%
273	267
61	70
4.5	3.8
22/91	30/109
182	158
37/22	37/21
1	3
2/16	3/19
6/46.0	7/32.7
6/60	9/69
2/1	0/0
24:57	35:03

2021 GAME SUMMARIES



34

WEEK 6

Minnesota Vikings 34, Carolina Panthers 28 (OT)
72,104 Bank of America Stadium Oct 17, 2021



28

Minnesota Vikings	6	6	13	3	6	—	34
Carolina Panthers	7	3	7	11	0	—	28

SCORING DRIVES

TEAM	QTR	TIME	SCORING PLAY	MIN	CAR
Vikings	1	11:52	G.Joseph 25 yd. Field Goal (7-16, 2:56) (9-75, 4:12) (9-75, 4:12)	3	0
Panthers	1	08:27	C.Hubbard 2 yd. run (Z.Gonzalez kick) (2-18, 0:42)	3	7
Vikings	1	02:57	G.Joseph 25 yd. Field Goal (11-46, 5:30)	6	7
Vikings	2	10:59	C.Herndon 2 yd. pass from K.Cousins (run failed) (9-85, 4:08)	12	7
Panthers	2	04:20	Z.Gonzalez 47 yd. Field Goal (10-32, 4:23)	12	10
Panthers	3	06:49	K.Robinson 4 yd. return of blocked punt (Z.Gonzalez kick)	12	17
Vikings	3	03:23	D.Cook 16 yd. run (pass failed) (5-79, 2:49)	18	17
Vikings	3	02:24	A.Thielen 5 yd. pass from K.Cousins (G.Joseph kick) (4-39, 1:27)	25	17
Vikings	4	10:15	G.Joseph 38 yd. Field Goal (8-63, 4:37)	28	17
Panthers	4	04:41	Z.Gonzalez 23 yd. Field Goal (7-55, 2:19)	28	20
Panthers	4	00:42	R.Anderson 7 yd. pass from S.Darnold (S.Darnold-T.Tremble pass) (11-96, 1:27)	28	28
Vikings	OT	05:48	K.Osborn 27 yd. pass from K.Cousins	34	28

MINNESOTA VIKINGS

OFFENSE	DEFENSE
WR 18 J. Jefferson	DT 94 D. Tomlinson
WR 19 A. Thielen	DT 96 A. Watts
C 56 G. Bradbury	
TE 83 T. Conklin	
QB 8 K. Cousins	
RB 33 D. Cook	
FB 30 C. Ham	

CAROLINA PANTHERS

OFFENSE	DEFENSE
LT 75 C. Erving	DE 53 B. Burns
LG 65 D. Daley	DT 95 D. Brown
C 61 M. Paradis	DT 90 D. Jones
RG 67 J. Miller	DE 91 M. Fox
RT 72 T. Moton	SAM 43 H. Reddick
TE 82 T. Tremble	MIKE 4 J. Carter Jr.
TE 80 I. Thomas	WILL 49 F. Luva
WR 2 D. Moore	CB 26 D. Jackson
WR 11 R. Anderson	CB 24 A. Bouye
RB 30 C. Hubbard	S 21 I. Chinn
QB 14 S. Darnold	S 34 S. Chandler

MINNESOTA VIKINGS

PASSING	ATT	CP	YDS	SK/YD	TD	LG	INT	RTG
Kirk Cousins	48	33	373	0/0	3	40	0	112.6
TOTAL	48	33	373	0/0	3	40	0	112.6

RUSHING	ATT	YDS	AVG	LG	TD
Dalvin Cook	29	140	4.8	23	1
C.J. Ham	1	30	30.0	30	0
Kirk Cousins	2	16	8.0	16	0
Alexander Mattison	3	10	3.3	5	0
Adam Thielen	1	2	2.0	2	0
TOTAL	36	198	5.5	30	1

RECEIVING	NO	YDS	AVG	LG	TD
Adam Thielen	11	126	11.5	35	1
Justin Jefferson	8	80	10.0	26	0
K.J. Osborn	6	78	13.0	27t	1
Tyler Conklin	3	71	23.7	40	0
Dede Westbrook	2	13	6.5	7	0
Dalvin Cook	2	3	1.5	9	0
Christopher Herndon	1	2	2.0	2t	1
TOTAL	33	373	11.3	40	3

TOP DEFENSE	TOT	SOLO	AST	SCK	YDS	INT
Harrison Smith	9	8	1	0.0	0.0	0
Danielle Hunter	6	3	3	0.0	0.0	0
Eric Kendricks	5	3	2	1.0	0.0	0

FIELD GOALS	FGM/FGA	PERCENT	RESULTS
Greg Joseph	3-5	60.0	25G, 25G, 38G, 50WR, 47WR
TOTAL	3-5	60.0	

CAROLINA PANTHERS

PASSING	ATT	CP	YDS	SK/YD	TD	LG	INT	RTG
Sam Darnold	41	17	207	4/19	1	41	1	55.6
TOTAL	41	17	207	4/19	1	41	1	55.6

RUSHING	ATT	YDS	AVG	LG	TD
Chuba Hubbard	16	61	3.8	9	1
Sam Darnold	4	48	12.0	30	0
DJ Moore	1	6	6.0	6	0
Royce Freeman	1	3	3.0	3	0
Tommy Tremble	1	0	0.0	0	0
TOTAL	23	118	5.1	30	1

RECEIVING	NO	YDS	AVG	LG	TD
DJ Moore	5	73	14.6	25	0
Brandon Zylstra	3	32	10.7	21	0
Robby Anderson	3	11	3.7	7t	1
Shi Smith	2	20	10.0	16	0
Ian Thomas	1	41	41.0	41	0
Alex Erickson	1	17	17.0	17	0
Terrace Marshall Jr.	1	9	9.0	9	0
Chuba Hubbard	1	4	4.0	4	0
TOTAL	17	207	12.2	41	1

TOP DEFENSE	TOT	SOLO	AST	SCK	YDS	INT
Jermaine Carter Jr.	10	7	3	0.0	0.0	0
Keith Taylor Jr.	10	10	0	0.0	0.0	0
Jeremy Chinn	9	7	2	0.0	0.0	0

FIELD GOALS	FGM/FGA	PERCENT	RESULTS
Zane Gonzalez	2-2	100.0	47G, 23G
TOTAL	2-2	100.0	

TEAM STATISTICS

First Downs	26
3rd-Down Eff. (Made/Att/Pct)	7/16/44%
4th-Down Eff. (Made/Att/Pct)	0/0/0%
Total Net Yards	571
Total Plays	84
Yards Per Play	6.8
Rushes/Net Yards	36/198
Net Passing	373
Pass Attempts/Completions	48/33
Had Intercepted	0
Sacked/Yards Lost	0/0
Punts/Average	5/37.6
Penalties/Yards	11/98
Fumbles/Lost	4/1
Possession Time	37:38

VIKINGS PANTHERS

Total Net Yards	306
Total Plays	68
Yards Per Play	4.5
Rushes/Net Yards	23/118
Net Passing	188
Pass Attempts/Completions	41/17
Had Intercepted	1
Sacked/Yards Lost	4/19
Punts/Average	6/40.7
Penalties/Yards	6/28
Fumbles/Lost	2/2
Possession Time	26:34

2021 GAME SUMMARIES



3

WEEK 7

Carolina Panthers 3, New York Giants 25
71,899 MetLife Stadium Oct 24, 2021



25

Carolina Panthers	3	0	0	0	—	3
New York Giants	0	5	7	13	—	25

SCORING DRIVES

TEAM	QTR	TIME	SCORING PLAY	CAR	NYG
Panthers	1	08:37	Z.Gonzalez 45 yd. Field Goal (13-46, 6:23)	3	0
Giants	2	14:53	Penalty on S.Darnold enforced in end zone for a Safety	3	2
Giants	2	12:53	G.Gano 49 yd. Field Goal (6-32, 2:00)	3	5
Giants	3	00:59	D.Pettis 5 yd. pass from D.Jones (G.Gano kick) (11-75, 6:33)	3	12
Giants	4	12:41	G.Gano 53 yd. Field Goal (6-19, 2:10)	3	15
Giants	4	05:54	G.Gano 44 yd. Field Goal (10-32, 5:32)	3	18
Giants	4	04:46	D.Booker 19 yd. run (G.Gano kick) (1-19, 0:06)	3	25

NEW YORK GIANTS

OFFENSE	DEFENSE
WR 12 J. Ross III	LB 59 L. Carter
WR 86 D. Slayton	LB 48 T. Crowder
TE 88 E. Ingram	LB 51 A. Ojulari
TE 80 K. Rudolph	LB 55 R. Ragland
RB 28 D. Booker	S 29 X. McKinney
QB 8 D. Jones	CB 24 J. Bradberry
	CB 22 A. Jackson

CAROLINA PANTHERS

OFFENSE	DEFENSE
LT 70 B. Christensen	DE 53 B. Burns
LG 73 M. Jordan	DT 95 D. Brown
C 61 M. Paradis	DT 90 D. Jones
RG 67 J. Miller	DE 91 M. Fox
RT 72 T. Moton	SAM 43 H. Reddick
TE 82 T. Tremble	MIKE 4 J. Carter Jr.
TE 80 I. Thomas	WILL 49 F. Luvu
WR 2 D. Moore	CB 26 D. Jackson
WR 11 R. Anderson	CB 24 A. Bouye
RB 30 G. Hubbard	S 21 I. Chinn
OB 14 S. Darnold	S 34 S. Chandler

CAROLINA PANTHERS

PASSING	ATT	CP	YDS	SK/YD	TD	LG	INT	RTG
Sam Darnold	25	16	112	3/12	0	21	1	57.4
PJ Walker	14	3	33	3/16	0	19	0	39.6
TOTAL	39	19	145	6/28	0	21	1	47.5

RUSHING	ATT	YDS	AVG	LG	TD
Chuba Hubbard	12	28	2.3	13	0
Royce Freeman	3	18	6.0	7	0
PJ Walker	1	13	13.0	13	0
Shi Smith	1	-3	-3.0	-3	0
TOTAL	17	56	3.3	13	0

RECEIVING	NO	YDS	AVG	LG	TD
DJ Moore	6	73	12.2	21	0
Chuba Hubbard	4	28	7.0	12	0
Keith Kirkwood	3	17	5.7	7	0
Robby Anderson	3	14	4.7	5	0
Tommy Tremble	2	12	6.0	9	0
Royce Freeman	1	1	1.0	1	0
TOTAL	19	145	7.6	21	0

TOP DEFENSE	TOT	SOLO	AST	SCK	YDS	INT
Jeremy Chinn	8	4	4	0.0	0.0	0
Sean Chandler	7	4	3	0.0	0.0	0
Derrick Brown	6	4	2	1.0	10.0	0

FIELD GOALS	FGM/FGA	PERCENT	RESULTS
Zane Gonzalez	1-1	100.0	45G
TOTAL	1-1	100.0	

NEW YORK GIANTS

PASSING	ATT	CP	YDS	SK/YD	TD	LG	INT	RTG
Daniel Jones	33	23	203	2/20	1	27	0	95.9
Dante Pettis	1	1	16	0/0	0	16	0	118.8
TOTAL	34	24	219	2/20	1	27	0	97.5

RUSHING	ATT	YDS	AVG	LG	TD
Devontae Booker	14	51	3.6	19T	1
Daniel Jones	8	28	3.5	14	0
Eli Penny	9	24	2.7	9	0
TOTAL	31	103	3.3	19T	1

RECEIVING	NO	YDS	AVG	LG	TD
Evan Ingram	6	44	7.3	18	0
Darius Slayton	5	63	12.6	16	0
Dante Pettis	5	39	7.8	27	1
John Ross III	2	27	13.5	15	0
Devontae Booker	2	15	7.5	14	0
Kyle Rudolph	2	8	4.0	7	0
Daniel Jones	1	16	16.0	16	0
Collin Johnson	1	7	7.0	7	0
TOTAL	24	219	9.1	27	1

TOP DEFENSE	TOT	SOLO	AST	SCK	YDS	INT
Leonard Williams	6	1	5	1.5	4.0	0
Tae Crowder	6	2	4	0.0	0.0	0
Adoree' Jackson	5	3	2	0.0	0.0	0

FIELD GOALS	FGM/FGA	PERCENT	RESULTS
Graham Gano	3-3	100.0	49G, 53G, 44G
TOTAL	3-3	100.0	

TEAM STATISTICS

First Downs	11	21
3rd-Down Eff. (Made/Att/Pct)	2/15/13%	7/16/44%
4th-Down Eff. (Made/Att/Pct)	2/4/50%	0/1/0%
Total Net Yards	173	302
Total Plays	62	67
Yards Per Play	2.8	4.5
Rushes/Net Yards	17/56	31/103
Net Passing	117	199
Pass Attempts/Completions	39/19	34/24
Had Intercepted	1	0
Sacked/Yards Lost	6/28	2/20
Punts/Average	7/36.9	5/45.8
Penalties/Yards	7/37	8/60
Fumbles/Lost	0/0	1/0
Possession Time	25:25	34:35

PANTHERS GIANTS

First Downs	11	21
3rd-Down Eff. (Made/Att/Pct)	2/15/13%	7/16/44%
4th-Down Eff. (Made/Att/Pct)	2/4/50%	0/1/0%
Total Net Yards	173	302
Total Plays	62	67
Yards Per Play	2.8	4.5
Rushes/Net Yards	17/56	31/103
Net Passing	117	199
Pass Attempts/Completions	39/19	34/24
Had Intercepted	1	0
Sacked/Yards Lost	6/28	2/20
Punts/Average	7/36.9	5/45.8
Penalties/Yards	7/37	8/60
Fumbles/Lost	0/0	1/0
Possession Time	25:25	34:35

2021 GAME SUMMARIES



19

WEEK 8

Carolina Panthers 19, Atlanta Falcons 13

68,583 Mercedes-Benz Stadium Oct 31, 2021



13

Carolina Panthers	3	6	3	7	—	19
Atlanta Falcons	3	7	0	3	—	13

SCORING DRIVES

TEAM	QTR	TIME	SCORING PLAY	CAR	ATL
Falcons	1	13:30	Y.Koo 46 yd. Field Goal (4-2, 1:26)	0	3
Panthers	1	06:13	Z.Gonzalez 29 yd. Field Goal (15-64, 7:17)	3	3
Falcons	2	13:58	C.Patterson 15 yd. pass from M.Ryan (Y.Koo kick) (8-61, 4:23)	3	10
Panthers	2	09:13	Z.Gonzalez 51 yd. Field Goal (8-42, 4:45)	6	10
Panthers	2	00:00	Z.Gonzalez 57 yd. Field Goal (5-34, 0:24)	9	10
Panthers	3	03:34	Z.Gonzalez 23 yd. Field Goal (16-78, 8:42)	12	10
Panthers	4	06:31	C.Hubbard 6 yd. run (Z.Gonzalez kick) (15-65, 7:40)	19	10
Falcons	4	00:16	Y.Koo 53 yd. Field Goal (2-25, 0:34)	19	13

ATLANTA FALCONS

OFFENSE	DEFENSE
WR 17 O. Zaccheaus	CB 22 F. Moreau
WR 4 T. Sharpe	CB 24 A. Terrell
G 63 C. Lindstrom	S 21 D. Harmon
TE 8 K. Pitts	S 23 E. Harris
TE 81 H. Hurst	
T 76 K. McGary	
T 70 I. Matthews	
QB 2 M. Ryan	
RB 84 C. Patterson	
RB 28 M. Davis	

CAROLINA PANTHERS

OFFENSE	DEFENSE
LT 75 C. Erving	DE 53 B. Burns
LG 73 M. Jordan	DT 95 D. Brown
C 61 M. Paradis	DT 90 D. Jones
RG 78 T. Scott	DE 43 H. Reddick
RT 72 T. Moton	SAM 7 S. Thompson
TE 82 T. Tremble	MIKE 4 J. Carter Jr.
TE 80 I. Thomas	CB 26 D. Jackson
WR 2 D. Moore	CB 24 A. Bouye
WR 11 R. Anderson	CB 28 K. Taylor Jr.
RB 30 C. Hubbard	S 21 J. Chinn
QB 14 S. Darnold	S 34 S. Chandler

CAROLINA PANTHERS

PASSING	ATT	CP	YDS	SK/YD	TD	LG	INT	RTG
Sam Darnold	24	13	129	0/0	0	23	0	69.6
PJ Walker	1	0	0	0/0	0	0	0	36.9
TOTAL	25	13	129	0/0	0	23	0	69.6

RUSHING	ATT	YDS	AVG	LG	TD
Chuba Hubbard	24	82	3.4	9	1
Sam Darnold	8	66	8.3	20	0
Ameer Abdullah	8	31	3.9	9	0
Royce Freeman	6	25	4.2	6	0
PJ Walker	1	-1	-1.0	-1	0
TOTAL	47	203	4.3	20	1

RECEIVING	NO	YDS	AVG	LG	TD
DJ Moore	4	59	14.8	23	0
Ameer Abdullah	3	35	11.7	17	0
Tommy Tremble	3	18	6.0	13	0
Ian Thomas	1	10	10.0	10	0
Chuba Hubbard	1	9	9.0	9	0
Shi Smith	1	-2	-2.0	-2	0
TOTAL	13	129	9.9	23	0

TOP DEFENSE	TOT	SOLO	AST	SCK	YDS	INT
Shaq Thompson	10	8	2	0.0	0.0	1
Jermaine Carter Jr.	6	3	3	0.0	0.0	0
Jeremy Chinn	5	4	1	0.0	0.0	0

FIELD GOALS	FGM/FGA	PERCENT	RESULTS
Zane Gonzalez	4-4	100.0	29G, 51G, 57G, 23G
TOTAL	4-4	100.0	

ATLANTA FALCONS

PASSING	ATT	CP	YDS	SK/YD	TD	LG	INT	RTG
Matt Ryan	27	20	146	3/15	1	18	2	67.8
TOTAL	27	20	146	3/15	1	18	2	67.8

RUSHING	ATT	YDS	AVG	LG	TD
Mike Davis	9	44	4.9	18	0
Cordarrelle Patterson	9	35	3.9	14	0
Matt Ryan	2	3	1.5	3	0
TOTAL	20	82	4.1	18	0

RECEIVING	NO	YDS	AVG	LG	TD
Tajae Sharpe	5	58	11.6	17	0
Cordarrelle Patterson	5	37	7.4	18	1
Mike Davis	5	22	4.4	8	0
Kyle Pitts	2	13	6.5	11	0
Hayden Hurst	2	4	2.0	7	0
Olamide Zaccheaus	1	12	12.0	12	0
TOTAL	20	146	7.3	18	1

TOP DEFENSE	TOT	SOLO	AST	SCK	YDS	INT
Foyesade Oluokun	16	10	6	0.0	0.0	0
Deion Jones	14	10	4	0.0	0.0	0
Erik Harris	7	5	2	0.0	0.0	0

FIELD GOALS	FGM/FGA	PERCENT	RESULTS
Younghoe Koo	2-3	66.7	46G, 45WR, 53G
TOTAL	2-3	66.7	

TEAM STATISTICS

First Downs	21
3rd-Down Eff. (Made/Att/Pct)	10/17/59%
4th-Down Eff. (Made/Att/Pct)	0/0/0%
Total Net Yards	332
Total Plays	72
Yards Per Play	4.6
Rushes/Net Yards	47/203
Net Passing	129
Pass Attempts/Completions	25/13
Had Intercepted	0
Sacked/Yards Lost	0/0
Punts/Average	4/43.8
Penalties/Yards	8/76
Fumbles/Lost	1/1
Possession Time	35:23

PANTHERS FALCONS

	17
	3/10/30%
	1/1/100%
	213
	50
	4.3
	20/82
	131
	27/20
	2
	3/15
	4/47.5
	3/15
	1/0
	24:37

***ALL-TIME
STATISTICAL LEADERS***



ALL-TIME CAREER SCORERS

SCORING	YEARS	TD	TDr	TDp	TDrt	FG - ATT	PAT - ATT	2pt	S	PTS
Kasay, John	1995-2010	0	0	0	0	351 - 424	429 - 438	0	0	1482
Gano, Graham	2012-2019	0	0	0	0	165 - 193	247 - 260	0	0	742
Smith, Steve	2001-2013	75	2	67	6	0 - 0	0 - 0	2	0	454
Newton, Cam	2011-2019	58	58	0	0	0 - 0	0 - 0	2	0	352
Stewart, Jonathan	2008-2017	58	51	7	0	0 - 0	0 - 0	0	0	348
Williams, DeAngelo	2006-2014	53	46	7	0	0 - 0	0 - 0	2	0	322
Muhammad, Muhsin	1996-2004;	50	0	50	0	0 - 0	0 - 0	2	0	304
McCaffrey, Christian	2017-2021	46	30	16	0	0 - 0	0 - 0	1	0	278
Walls, Wesley	1996-2002	44	0	44	0	0 - 0	0 - 0	0	0	264
Olsen, Greg	2011-2019	39	0	39	0	0 - 0	0 - 0	2	0	238
Slye, Joey	2019-2020	0	0	0	0	54 - 66	64 - 71	0	0	226
Funchess, Devin	2015-2018	21	0	21	0	0 - 0	0 - 0	1	0	128
Davis, Stephen	2003-2005	20	20	0	0	0 - 0	0 - 0	0	0	120
Ginn Jr., Ted	2013, 2015-	19	0	19	0	0 - 0	0 - 0	0	0	114
Samuel, Curtis	2017-2020	19	5	14	0	0 - 0	0 - 0	0	0	114
Tolbert, Mike	2012-2016	19	13	6	0	0 - 0	0 - 0	0	0	114
Mare, Olindo	2011	0	0	0	0	22 - 28	44 - 45	0	0	110
Benjamin, Kelvin	2014-2017	18	0	18	0	0 - 0	0 - 0	0	0	108
Biakabutuka, Tshimanga	1996-2001	17	14	3	0	0 - 0	0 - 0	0	0	102
Nedney, Joe	2000	0	0	0	0	26 - 28	20 - 20	0	0	98
Foster, DeShaun	2002-2007	14	10	4	0	0 - 0	0 - 0	0	0	84
Moore, DJ	2018-2021	13	0	13	0	0 - 0	0 - 0	0	0	78
Carrier, Mark	1995-1998	13	0	13	0	0 - 0	0 - 0	0	0	78
LaFell, Brandon	2010-2013	13	0	13	0	0 - 0	0 - 0	0	0	78
Lane, Fred	1997-1999	13	13	0	0	0 - 0	0 - 0	0	0	78
Jeffers, Patrick	1999-2001	12	0	12	0	0 - 0	0 - 0	0	0	72
Ismail, Raghib	1996-1998	11	1	10	0	0 - 0	0 - 0	0	0	66
Graham, Shayne	2002	0	0	0	0	13 - 18	21 - 21	0	0	60
Goings, Nick	2001-2008	9	6	3	0	0 - 0	0 - 0	1	0	56
Johnson, Anthony	1995-1999	9	7	2	0	0 - 0	0 - 0	1	0	56
Floyd, William	1998-2000	9	7	2	0	0 - 0	0 - 0	0	0	54
Green, Willie	1995-1996	9	0	9	0	0 - 0	0 - 0	0	0	54
Hoover, Brad	2000-2009	9	3	6	0	0 - 0	0 - 0	0	0	54
King, Jeff	2006-2010	9	0	9	0	0 - 0	0 - 0	0	0	54
Mangum, Kris	1997-2006	9	0	9	0	0 - 0	0 - 0	0	0	54
Gonzalez, Zane	2021	0	0	0	0	13 - 15	13 - 14	0	0	52
Brown, Corey	2014-2016	8	0	7	1	0 - 0	0 - 0	0	0	48
Carter, Drew	2004-2007	8	0	8	0	0 - 0	0 - 0	0	0	48

ALL-TIME CAREER SCORERS

SCORING	YEARS	TD	TDr	TDp	TDrt	FG - ATT	PAT - ATT	2pt	S	PTS
Davis, Mike	2019-2020	8	7	1	0	0 - 0	0 - 0	0	0	48
Proehl, Ricky	2003-2005	8	0	8	0	0 - 0	0 - 0	0	0	48
Cunningham, Richie	1999-2000	0	0	0	0	8 - 10	22 - 23	0	0	46
Colbert, Keary	2004-2007	7	0	7	0	0 - 0	0 - 0	1	0	44
Medlock, Justin	2012	0	0	0	0	7 - 10	23 - 23	0	0	44
Hayes, Donald	1998-2001	7	0	7	0	0 - 0	0 - 0	0	0	42
Smith, Lamar	2002	7	7	0	0	0 - 0	0 - 0	0	0	42
Dickson, Ed	2014-2017	6	0	5	1	0 - 0	0 - 0	0	0	36
Weinke, Chris	2001-2006	6	6	0	0	0 - 0	0 - 0	0	0	36
Anderson, Robby	2020 - 2021	5	0	5	0	0 - 0	0 - 0	1	0	32
Darnold, Sam	2021	5	5	0	0	0 - 0	0 - 0	0	0	30
Artis-Payne, Cameron	2015-2018	5	5	0	0	0 - 0	0 - 0	0	0	30
Bates, Michael	1996-2000	5	0	0	5	0 - 0	0 - 0	0	0	30
Bridgewater, Teddy	2020	5	5	0	0	0 - 0	0 - 0	0	0	30
Brown, Dee	2002	5	4	1	0	0 - 0	0 - 0	0	0	30
Delhomme, Jake	2003-2009	5	5	0	0	0 - 0	0 - 0	0	0	30
Johnson, Keyshawn	2006	5	1	4	0	0 - 0	0 - 0	0	0	30
Munnertyn, Captain	2009-13;	5	0	0	5	0 - 0	0 - 0	0	0	30
Rosario, Dante	2007-2010	5	0	5	0	0 - 0	0 - 0	0	0	30
Collins, Kerry	1995-1998	4	4	0	0	0 - 0	0 - 0	2	0	28
Cotchery, Jerricho	2014-2015	4	0	4	0	0 - 0	0 - 0	1	0	26
Byrd, Isaac	2000-2002	4	0	4	0	0 - 0	0 - 0	0	0	24
Carruth, Rae	1997-1999	4	0	4	0	0 - 0	0 - 0	0	0	24
Griffith, Howard	1995-1996	4	2	2	0	0 - 0	0 - 0	0	0	24
Minter, Mike	1997-2006	4	0	0	4	0 - 0	0 - 0	0	0	24
Moore, Derrick	1995	4	4	0	0	0 - 0	0 - 0	0	0	24
Shockey, Jeremy	2011	4	0	4	0	0 - 0	0 - 0	0	0	24
Thomas, Ian	2018-2021	4	0	4	0	0 - 0	0 - 0	0	0	24
Whittaker, Fozzy	2014-2018	4	2	2	0	0 - 0	0 - 0	0	0	24
Catanaro, Chandler	2018	0	0	0	0	5 - 5	7 - 8	0	0	22
Beuerlein, Steve	1996-2000	3	3	0	0	0 - 0	0 - 0	1	0	20
Allen, Kyle	2018-2019	3	3	0	0	0 - 0	0 - 0	0	0	18
Armah, Alex	2017-2020	3	3	0	0	0 - 0	0 - 0	0	0	18
Byrd, Damiere	2016-2018	3	0	2	1	0 - 0	0 - 0	0	0	18
Gamble, Chris	2004-2012	3	0	0	3	0 - 0	0 - 0	0	0	18
Gettis, David	2010-13	3	0	3	0	0 - 0	0 - 0	0	0	18

ALL-TIME CAREER SCORERS

SCORING	YEARS	TD	TDr	TDp	TDrt	FG - ATT	PAT - ATT	2pt	S	PTS
Goodson, Mike	2009-2011	3	3	0	0	0 - 0	0 - 0	0	0	18
Greene, Scott	1996-1997	3	1	2	0	0 - 0	0 - 0	0	0	18
Hetherington, Chris	1999-2001	3	2	1	0	0 - 0	0 - 0	0	0	18
Huntley, Richard	2001	3	2	1	0	0 - 0	0 - 0	0	0	18
Metzelaars, Pete	1995	3	0	3	0	0 - 0	0 - 0	0	0	18
Peppers, Julius	2002-09;	3	0	0	3	0 - 0	0 - 0	0	0	18
Tremble, Tommy	2021	2	1	1	0	0 - 0	0 - 0	1	0	14
Kuechly, Luke	2012-2019	2	0	0	2	0 - 0	0 - 0	0	1	14
Seidman, Mike	2003-2006	2	0	2	0	0 - 0	0 - 0	1	0	14
Hubbard, Chuba	2021	0	2	0	0	0 - 0	0 - 0	0	0	12
Zylstra, Brandson	2019-21	2	0	1	1	0 - 0	0 - 0	0	0	12
Bonnafon, Reggie	2019-2020	1	1	1	0	0 - 0	0 - 0	0	0	12
Coleman, Kurt	2015-2017	2	0	0	2	0 - 0	0 - 0	0	0	12
Chinn, Jeremy	2020-2021	2	0	0	2	0 - 0	0 - 0	0	0	12
Crawford, Casey	2000-2001	2	0	1	1	0 - 0	0 - 0	0	0	12
Davis, Eric	1996-2000	2	0	0	2	0 - 0	0 - 0	0	0	12
Evans, Doug	1998-2001	2	0	0	2	0 - 0	0 - 0	0	0	12
Fauria, Christian	2007	2	0	2	0	0 - 0	0 - 0	0	0	12
Gaines, Michael	2004-2006	2	2	0	0	0 - 0	0 - 0	0	0	12
Guliford, Eric	1995	2	0	1	1	0 - 0	0 - 0	0	0	12
Kinchen, Brian	1999-2000	2	0	2	0	0 - 0	0 - 0	0	0	12
Manning, Jr., Ricky	2003-2005	2	0	0	2	0 - 0	0 - 0	0	0	12
Marshall, Richard	2006-2010	2	0	0	2	0 - 0	0 - 0	0	0	12
Mills, Sam	1995-1997	2	0	0	2	0 - 0	0 - 0	0	0	12
Murphy, Louis	2012	2	0	1	1	0 - 0	0 - 0	0	0	12
Norman, Josh	2011-2015	2	0	0	2	0 - 0	0 - 0	0	0	12
Pilares, Kealoha	2011-2012	2	0	1	1	0 - 0	0 - 0	0	0	12
Smith, Torrey	2018	2	0	2	0	0 - 0	0 - 0	0	0	12
Wiggins, Jermaine	2002	2	0	2	0	0 - 0	0 - 0	0	0	12
Chandler, Jeff	2004	0	0	0	0	0 - 2	8 - 8	0	0	8
Christian, Bob	1995-1996	1	0	1	0	0 - 0	0 - 0	2	0	8
Davis, Thomas	2005-2018	0	0	0	1	0 - 0	0 - 0	0	1	8
Stone, Dwight	1995-1998	1	0	0	1	0 - 0	0 - 0	0	1	8
Wright, Jarius	2018-2019	1	0	1	0	0 - 0	0 - 0	0	0	8
Santoso, Ryan	2021	0	0	0	0	2 - 2	1 - 2	0	0	7
Sauerbrun, Todd	2001-2004	0	0	0	0	1 - 1	4 - 4	0	0	7
Robinson, Kenny	2021	0	0	0	1	0 - 0	0 - 0	0	0	6
Anderson, C.J.	2018	1	0	1	0	0 - 0	0 - 0	0	0	6

ALL-TIME CAREER SCORERS

SCORING	YEARS	TD	TDr	TDp	TDrt	FG - ATT	PAT - ATT	2pt	S	PTS
Anderson, Rashard	2000-2001	1	0	0	1	0 - 0	0 - 0	0	0	6
Avant, Jason	2014	1	0	1	0	0 - 0	0 - 0	0	0	6
Barnidge, Gary	2008-12	1	0	1	0	0 - 0	0 - 0	0	0	6
Beebe, Don	1995	1	0	1	0	0 - 0	0 - 0	0	0	6
Bennett, Brandon	2004	1	1	0	0	0 - 0	0 - 0	0	0	6
Bersin, Brenton	2014-2017	1	0	1	0	0 - 0	0 - 0	0	0	6
Boston, Tre	2014-2016;	1	0	0	1	0 - 0	0 - 0	0	0	6
Brockel, Richie	2011-2015	1	1	0	0	0 - 0	0 - 0	0	0	6
Broughton, Luther	1997-1998	1	0	1	0	0 - 0	0 - 0	0	0	6
Burns, Brian	2019-2021	1	1	0	0	0 - 0	0 - 0	0	0	6
Clay, Kaelin	2017	1	0	0	1	0 - 0	0 - 0	0	0	6
Florence, Drayton	2013	1	0	0	1	0 - 0	0 - 0	0	0	6
Gardner, Rod	2005	1	0	1	0	0 - 0	0 - 0	0	0	6
Godfrey, Charles	2008-2014	1	0	0	1	0 - 0	0 - 0	0	0	6
Greene, Kevin	1996; 1998-	1	0	0	1	0 - 0	0 - 0	0	0	6
Harper, Roman	2014-2015	1	0	0	1	0 - 0	0 - 0	0	0	6
Hitchcock, Jimmy	2000-2001	1	0	0	1	0 - 0	0 - 0	0	0	6
Hixon, Domenik	2013	1	0	1	0	0 - 0	0 - 0	0	0	6
Jarrett, Dwayne	2007-2010	1	0	1	0	0 - 0	0 - 0	0	0	6
Jones, Colin	2012-2019	1	0	0	1	0 - 0	0 - 0	0	0	6
King, Shawn	1996-1998	1	0	0	1	0 - 0	0 - 0	0	0	6
Kragen, Greg	1995-1997	1	0	0	1	0 - 0	0 - 0	0	0	6
Lucas, Ken	2005-2008	1	0	0	1	0 - 0	0 - 0	0	0	6
Manhertz, Chris	2017-2020	1	0	1	0	0 - 0	0 - 0	0	0	6
McKyer, Tim	1995	1	0	0	1	0 - 0	0 - 0	0	0	6
Mills, Ernie	1997	1	0	1	0	0 - 0	0 - 0	0	0	6
Moorehead, Kindal	2003-07	1	0	0	1	0 - 0	0 - 0	0	0	6
Naanee, Legedu	2011	1	0	1	0	0 - 0	0 - 0	0	0	6
Ogbonnaya, Chris	2014	1	1	0	0	0 - 0	0 - 0	0	0	6
Oliver, Winslow	1996-1998	1	0	0	1	0 - 0	0 - 0	0	0	6
Philyaw, Dino	1995-1996	1	1	0	0	0 - 0	0 - 0	0	0	6
Robertson, Jamal	2004-2005	1	1	0	0	0 - 0	0 - 0	0	0	6
Shepard, Russell	2017	1	0	1	0	0 - 0	0 - 0	0	0	6
Smart, Rod	2002-2005	1	0	0	1	0 - 0	0 - 0	0	0	6
Smith, Rodney	2020	1	1	0	0	0 - 0	0 - 0	0	0	6
Thompson, Colin	2020	1	0	1	0	0 - 0	0 - 0	0	0	6
Thompson, Shaq	2015-2021	1	0	0	1	0 - 0	0 - 0	0	0	6

ALL-TIME CAREER SCORERS

SCORING	YEARS	TD	TDr	TDp	TDrt	FG - ATT	PAT - ATT	2pt	S	PTS
Uwaezuoke, Iheanyi	2000	1	0	0	1	0 - 0	0 - 0	0	0	6
Vaughan, Josh	2010-2011	1	1	0	0	0 - 0	0 - 0	0	0	6
Wallace, Al	2002-2006	1	0	0	1	0 - 0	0 - 0	0	0	6
Wesley, Dante	2002-05;	1	0	0	1	0 - 0	0 - 0	0	0	6
White, Melvin	2013-2014	1	0	0	1	0 - 0	0 - 0	0	0	6
Witherspoon, Will	2002-2005	1	0	0	1	0 - 0	0 - 0	0	0	6
Workman, Vince	1995	1	1	0	0	0 - 0	0 - 0	0	0	6
Hardy, Greg	2010-2014	0	0	0	0	0 - 0	0 - 0	0	2	4
Hilbert, Jon	2002	0	0	0	0	0 - 2	3 - 3	0	0	3
Addison, Mario	2012-2019	0	0	0	0	0 - 0	0 - 0	0	1	2
Applewhite, Antwan	2011-2012	0	0	0	0	0 - 0	0 - 0	0	1	2
Jackson, Donte	2018-2021	0	0	0	0	0 - 0	0 - 0	1	0	2
Irvin, Bruce	2019	0	0	0	0	0 - 0	0 - 0	0	1	2
Onatolu, Kenny	2012	0	0	0	0	0 - 0	0 - 0	0	1	2
Rasby, Walter	1995-1997	0	0	0	0	0 - 0	0 - 0	1	0	2
Rucker, Mike	1999-2007	0	0	0	0	0 - 0	0 - 0	0	1	2
Thomas, Hollis	2009	0	0	0	0	0 - 0	0 - 0	0	1	2
		990	375	543	77	667 - 804	906 - 940	26	11	8951

ALL-TIME CAREER PASSERS

PLAYER	YEARS	ATT	CMP	PCT	YDS	TD	INT	SACK	YDS LOST	Rtg	300yd
Newton, Cam	2011-2019	3,980	2,371	59.6%	29,041	182	108	291	2,199	86.1	20
Delhomme, Jake	2003-2009	2,669	1,580	59.2%	19,258	120	89	154	1,158	82.6	11
Beuerlein, Steve	1996-2000	1,723	1,041	60.4%	12,690	86	50	191	1,109	87.7	8
Collins, Kerry	1995-1998	1,340	694	51.8%	8,306	47	54	79	515	66.0	5
Weinke, Chris	2001-2006	687	373	54.3%	3,800	14	26	42	267	61.4	2
Bridgewater, Teddy	2020	492	340	69.1%	3,733	15	11	31	195	92.1	3
Allen, Kyle	2018-2019	520	323	62.1%	3,588	19	16	46	397	82.0	3
Peete, Rodney	2002-2004	392	228	58.2%	2,652	15	14	34	212	76.6	3
Moore, Matt	2007-2010	392	227	57.9%	2,640	16	17	28	208	73.9	1
Darnold, Sam	2021	273	166	60.8%	1,814	7	8	21	119	76.8	3
Clausen, Jimmy	2010-2012	299	157	52.5%	1,558	3	9	33	223	58.4	0
Anderson, Derek	2011-2017	168	111	66.1%	1,265	7	5	4	17	90.0	0
Testaverde, Vinny	2007	172	94	54.7%	952	5	6	9	46	65.8	0
Carr, David	2007	136	73	53.7%	635	3	5	13	74	58.3	0
Reich, Frank	1995	84	37	44.0%	441	2	2	12	100	58.7	1
Walker, PJ	2020-2021	71	35	49.3%	401	1	5	7	47	42.0	0
Heinicke, Taylor	2018	57	35	61.4%	320	1	3	2	17	60.6	0
Grier, Will	2019-2020	52	28	53.8%	228	0	4	6	44	33.2	0
St. Pierre, Brian	2010	28	13	46.4%	173	1	2	3	23	48.7	0
Fasani, Randy	2002	44	15	34.1%	171	0	4	7	60	8.8	0
Lytle, Matt	2001	30	17	56.7%	133	1	3	3	24	39.3	0

ALL-TIME CAREER PASSERS

PLAYER	YEARS	ATT	CMP	PCT	YDS	TD	INT	SACK	YDS LOST	Rtg	300yd
Lewis, Jeff	1999-2000	35	18	51.4%	131	0	1	8	57	48.6	0
Trudeau, Jack	1995	17	11	64.7%	100	0	3	2	8	40.9	0
Basanez, Brett	2006-2008	11	6	54.5%	56	0	1	0	0	30.9	0
McCaffrey, Christian	2017-2021	3	1	33.3%	50	1	0	0	0	121.5	0
Pike, Tony	2010	12	6	50.0%	47	0	0	1	10	60.1	0
Guliford, Eric	1995	2	1	50.0%	46	0	1	0	0	56.3	0
Gilbert, Garrett	2018	3	2	66.7%	40	0	0	1	5	109.7	0
Craig, Dameyune	2001	8	4	50.0%	34	0	0	2	15	61.5	0
Charlton, Joseph	2020	1	1	100.0%	28	0	0	0	0	118.8	0
Naanee, Legedu	2011	1	1	100.0%	27	0	0	0	0	118.8	0
Palardy, Michael	2017-2019	2	1	50.0%	12	0	0	0	0	68.8	0
Edwards, Armanti	2010-2013	3	2	66.7%	11	0	0	0	0	72.9	0
McCown, Josh	2008-2009	6	1	16.7%	2	0	0	1	6	39.6	0
Bono, Steve	1999	1	0	0.0%	0	0	0	0	0	39.6	0
Brown, Dee	2001-2002	1	0	0.0%	0	0	1	0	0	0.0	0
Floyd, William	1998-2000	1	0	0.0%	0	0	1	0	0	0.0	0
Foster, DeShaun	2002-2005	1	0	0.0%	0	0	0	0	0	39.6	0
Huntley, Richard	2001	1	0	0.0%	0	0	0	1	0	39.6	0
Johnson, Keyshawn	2006	1	0	0.0%	0	0	1	0	0	0.0	0
LaFell, Brandon	2010-2013	1	0	0.0%	0	0	0	0	0	39.6	0
Moore, DJ	2018-2021	1	0	0.0%	0	0	0	0	0	39.6	0
Proehl, Ricky	2003-2004	1	0	0.0%	0	0	0	0	0	39.6	0
Sauerbrun, Todd	2001-2004	1	0	0.0%	0	0	0	0	0	39.6	0
Smith, Steve	2001-2013	1	0	0.0%	0	0	0	0	0	39.6	0
Walter, Ken	1997-2000	2	0	0.0%	0	0	0	0	0	39.6	0
Workman, Vince	1995	1	0	0.0%	0	0	0	0	0	39.6	0
TOTAL		13,727	8,013	58.4%	94,383	546	450	1032	7,155	79.0	60

ALL-TIME CAREER RUSHERS

PLAYER	YEARS	RSH	YDS	AVG	LONG	TDs	100-YD GAMES
Stewart, Jonathan	2008-2017	1,699	7,318	4.3	69t	51	16
Williams, DeAngelo	2006-2014	1,432	6,846	4.8	77	46	18
Newton, Cam	2011-2019	934	4,806	5.1	72t	58	3
Foster, DeShaun	2002-2007	851	3,336	3.9	71	10	7
McCaffrey, Christian	2017-2021	734	3,346	4.6	84t	30	10
Biakabutuka, Tshimanga	1996-2001	611	2,530	4.1	67t	14	7
Davis, Stephen	2003-2005	522	2,085	4.0	40	20	7
Lane, Fred	1997-1999	502	2,001	4.0	50	13	6
Johnson, Anthony	1995-1999	482	1,795	3.7	29	7	6
Goings, Nick	2001-2008	400	1,470	3.7	57t	6	5
Tolbert, Mike	2012-2016	289	992	3.4	29	13	0
Hoover, Brad	2000-2009	284	961	3.4	35	3	1
Moore, Derrick	1995	195	740	3.8	53t	4	2
Smith, Lamar	2002	209	737	3.5	59	7	1
Huntley, Richard	2001	165	665	4.0	25	2	1
Davis, Mike	2019-2020	167	644	3.9	25	6	0
Whittaker, Fozzy	2014-2018	121	536	4.4	25	2	1
Goodson, Mike	2009-2011	125	501	4.0	45	3	2
Artis-Payne, Cameron	2015-2018	118	491	4.2	43	5	0
Samuel, Curtis	2017-2020	72	478	6.6	45	5	0
Hubbard, Chuba	2021	108	391	3.6	26	2	1
Smith, Steve	2001-2013	57	387	6.8	39	2	0
Brown, Dee	2002	102	360	3.5	24	4	1
Beuerlein, Steve	1996-2000	109	305	2.8	20	3	0
Bridgewater, Teddy	2020	53	279	5.3	18t	5	0
Delhomme, Jake	2003-2009	152	260	1.7	13	5	0
Moore, DJ	2018-2021	26	255	9.8	32	0	0
Collins, Kerry	1995-1998	107	217	2.0	21	4	0
Griffith, Howard	1995-1996	77	204	2.6	15	2	0
Ginn Jr., Ted	2013, 15-16	22	187	8.5	43	0	0
Bonnafon, Reggie	2019-2020	28	185	6.6	59t	1	0
Oliver, Winslow	1996-1998	48	183	3.8	16	0	0
Floyd, William	1998-2000	79	182	2.3	16	7	0
Darnold, Sam	2021	34	176	5.2	30	5	0
Christian, Bob	1995-1996	41	158	3.9	17	0	0

ALL-TIME CAREER RUSHERS

PLAYER	YEARS	RSH	YDS	AVG	LONG	TDs	100-YD GAMES
Greene, Scott	1996-1997	45	157	3.5	10t	1	0
Smith, Rodney	2020 - 2021	41	156	3.8	13	1	0
Ismail, Raghieb	1996-1998	15	154	10.3	36	1	0
Weinke, Chris	2001-2006	54	148	2.7	23	6	0
Brown, Corey	2014-2016	16	139	8.7	28	0	0
Sutton, Tyrell	2009-2010	25	139	5.6	32	0	0
Workman, Vince	1995	35	139	4.0	14	1	0
Allen, Kyle	2018-2019	37	125	3.4	17	3	0
LaFell, Brandon	2010-2013	6	110	18.3	60	0	0
Anderson, C.J.	2018	22	105	4.8	22	0	0
Fasani, Randy	2002	18	95	5.3	19	0	0
Thomas, Blair	1995	22	90	4.1	13	0	0
Hetherington, Chris	1999-2001	30	84	2.8	14	2	0
Reaves, Darrin	2014	31	78	2.5	9	0	0
Freeman, Royce	2021	21	77	3.7	13	0	0
Muhammad, Muhsin	1996-2004	11	64	5.8	20	0	0
Baldwin, Randy	1995	23	61	2.7	9	0	0
Smart, Rod	2002-2005	27	61	2.3	6	0	0
Carr, David	2007	17	59	3.5	15	0	0
Clausen, Jimmy	2010-2012	23	57	2.5	11	0	0
Harris, Joey	2004	15	53	3.5	19	0	0
Ogbonnaya, Chris	2014	14	50	3.6	9	1	0
Robertson, Jamal	2004-2005	14	41	2.9	11	1	0
Philyaw, Dino	1996	12	38	3.2	8	1	0
Lewis, Jeff	1999-2000	12	37	3.1	19	0	0
Armah, Alex	2017-2020	21	35	1.7	4	3	0
Cannon, Trenton	2020	10	33	3.3	13	0	0
Wright, Jarius	2018-2019	3	32	10.7	34	0	0
Abdullah, Ameer	2021	8	31	3.9	9	0	0
Heinicke, Taylor	2018	5	31	6.2	19	0	0
Vaughan, Josh	2010-2011	10	31	3.1	9	1	0
Chinn, Jeremy	2020-2021	2	29	1.0	28	0	0
Carruth, Rae	1996-1999	7	27	3.9	6	0	0

ALL-TIME CAREER RUSHERS

PLAYER	YEARS	RSH	YDS	AVG	LONG	TDs	100-YD GAMES
Clay, Kaelin	2017	2	27	13.5	29	0	0
Moore, Matt	2007-2010	20	27	1.4	8	0	0
Bates, Michael	1996-2000	8	25	3.1	12	0	0
Craig, Dameyune	1999-2001	5	24	4.8	13	0	0
Stevens, Tommy	2020	4	24	6.0	10	0	0
Shelton, Eric	2005-2006	8	23	2.9	9	0	0
Anderson, Derek	2011-2017	25	22	0.9	8	0	0
Fiammetta, Tony	2009-2010	7	22	3.1	11	0	0
Grier, Will	2019	7	22	3.1	11	0	0
Testaverde, Vinny	2007	9	22	2.4	16	0	0
Metcalf, Eric	1999	2	20	10.0	17	0	0
Montgomery, Joe	2002	7	20	2.9	5	0	0
Shepard, Russell	2017	2	19	9.5	11	0	0
Anderson, Robby	2020-2021	5	18	3.6	11	0	0
Carter, Drew	2004-2007	2	18	9.0	11	0	0
Bennett, Brandon	2004	6	17	2.8	11	1	0
Cadet, Travaris	2018	11	17	1.5	5	0	0
Pilares, Kealoha	2011-2012	1	17	17.0	5	0	0
Cotchery, Jerricho	2014-2015	1	16	16.0	16	0	0
Jeffers, Patrick	1999-2001	2	16	8.0	23	0	0
Adams, Joe	2012	3	13	4.3	5	0	0
Brockel, Richie	2011-2015	4	13	3.3	7t	1	0
Peete, Rodney	2002-2004	23	13	0.6	10	0	0
Byrd, Damiere	2016-2018	1	12	12.0	12	0	0
Edwards, Armanti	2010-2013	2	12	6.0	7	0	0
Walker, PJ	2020-2021	7	10	1.8	13	0	0
Hoard, Leroy	1996	5	11	2.2	5	0	0
Jarrett, Dwayne	2007-2010	1	11	11.0	11	0	0
Felton, Jerome	2011	3	10	3.3	4	0	0
Scarlett, Jordan	2019	4	9	2.3	6	0	0
Stone, Dwight	1995-1998	2	9	4.5	6	0	0
Lytle, Matt	2001	2	8	4.0	4	0	0
Tremble, Tommy	2021	2	7	3.5	7	0	0
Barner, Kenjon	2013	6	7	1.2	2	0	0

ALL-TIME CAREER RUSHERS

PLAYER	YEARS	RSH	YDS	AVG	LONG	TDs	100-YD GAMES
Colbert, Kerry	2004-2007	1	6	6.0	6	0	0
Jones, Colin	2012-2019	1	5	5.0	5	0	0
Senn, Jordan	2010-2013	1	5	5.0	5	0	0
Smith, Armond	2012-2013	7	5	0.7	5	0	0
Johnson, Keyshawn	2006	1	4	4.0	4	1	0
Haynes, Alex	2007	3	3	1.0	3	0	0
Murphy, Louis	2012	1	3	3.0	3	0	0
Reich, Frank	1995	1	3	3.0	3	0	0
Basanez, Brett	2006	1	2	2.0	2	0	0
Hartsfield, Myles	2020-2021	2	2	1.0	2	0	0
Gettis, David	2010-2012	3	2	0.7	19	0	0
Guliford, Eric	1995	2	2	1.0	1	0	0
Avant, Jason	2014	1	1	1.0	1	0	0
Green, Willie	1995-1996	1	1	1.0	1	0	0
Proehl, Ricky	2003-2005	2	1	0.5	9	0	0
Zylstra, Brandon	2019-2021	1	1	1.0	1	0	0
Baker, Jason	2005-2011	1	0	0.0	0	0	0
Poole, Tauren	2014	1	0	0.0	0	0	0
Sauerbrun, Todd	2001-2004	1	0	0.0	0	0	0
Nortman, Brad	2012-2015	1	-1	-1.0	-1	0	0
Webb, Joe	2014-2016	1	-1	-1.0	-1	0	0
Bono, Steve	1999	2	-2	-1.0	-1	0	0
Byrd, Isaac	2000-2002	2	-2	-1.0	-2	0	0
Presley, De'Andre	2014	1	-2	-2.0	-2	0	0
Rosario, Dante	2007-2010	1	-2	-2.0	-2	0	0
Smith, Shi	2021	1	-3	-3.0	-3	0	0
McCown, Josh	2008	4	-3	-0.8	0	0	0
Carrier, Mark	1995-1998	3	-4	-1.3	4	0	0
Hankton, Karl	2000-2006	2	-4	-2.0	2	0	0
Nakamura, Haruki	2012	1	-4	-4.0	-4	0	0
Walter, Ken	1997-2000	5	-5	-1.0	-5	0	0
TOTAL		11,862	49,147	4.1	77	370	95

ALL-TIME CAREER RECEIVERS

PLAYER	YEARS	REC	YDS	AVG	LONG	TDs	100-YD GAMES
Smith, Steve	2001-2013	836	12,197	14.6	80t	67	43
Muhammad, Muhsin	1996-04; 2008-09	696	9,255	13.3	72t	50	27
Olsen, Greg	2011-2019	524	6,463	12.3	78t	39	11
Walls, Wesley	1996-2002	324	3,902	12.0	54	44	3
Moore, DJ	2018-2021	258	3,801	14.7	82	13	10
McCaffrey, Christian	2017-2021	336	2,835	8.4	38	16	5
Carrier, Mark	1995-1998	176	2,547	14.5	66t	13	5
Benjamin, Kelvin	2014-2017	168	2,424	14.4	51	18	5
LaFell, Brandon	2010-2013	167	2,385	14.3	91t	13	2
Funchess, Devin	2015-2018	161	2,233	13.9	52	21	2
Samuel, Curtis	2017-2020	185	2,087	11.3	53t	14	3
Ginn Jr., Ted	2013, 2015-2016	134	2,047	15.3	88t	19	2
Hayes, Donald	1998-2001	132	1,855	14.1	56t	7	2
Ismail, Raghیب	1996-1998	117	1,657	14.2	62	10	5
Williams, DeAngelo	2006-2014	178	1,621	9.1	72t	7	1
Green, Willie	1995-1996	93	1,496	16.1	89t	9	5
Colbert, Keary	2004-2007	109	1,424	13.1	63	7	2
Mangum, Kris	1997-2006	151	1,424	9.4	35	9	0
Proehl, Ricky	2003-2005	86	1,327	15.4	69	8	2
Anderson, Robby	2020-2021	113	1,300	11.5	75t	5	3
Stewart, Jonathan	2008-2017	162	1,295	8.0	55t	7	1
Jeffers, Patrick	1999-2001	77	1,209	15.7	88t	12	5
Cotchery, Jerricho	2014-2015	87	1,065	12.2	59	4	0
Hoover, Brad	2000-2009	145	1,046	7.2	34	6	0
Brown, Corey	2014-2016	79	1,019	12.9	47t	7	0
Foster, DeShaun	2002-2007	126	996	7.9	47	4	0
Carter, Drew	2004-2007	71	977	13.8	49	8	2
King, Jeff	2006-2010	112	923	8.2	31	9	0
Byrd, Isaac	2000-2002	73	897	12.3	42	4	0
Rosario, Dante	2007-2010	82	894	10.9	54	5	0
Goings, Nick	2001-2008	110	880	8.0	37	3	0
Johnson, Anthony	1995-1999	103	816	7.9	55	2	0
Johnson, Keyshawn	2006	70	815	11.6	40	4	1
Dickson, Ed	2014-2017	67	807	12.0	64	5	1
Carruth, Rae	1997-1999	62	804	13.0	52	4	2

ALL-TIME CAREER RECEIVERS

PLAYER	YEARS	REC	YDS	AVG	LONG	TDs	100-YD GAMES
Biakabutuka, Tshimanga	1996-2001	77	789	10.2	47	3	0
Tolbert, Mike	2012-2016	94	771	8.2	40	6	0
Thomas, Ian	2018-2021	83	744	9.0	41	4	0
Wright, Jarius	2018-2019	71	743	10.5	33	1	0
Gettis, David	2010-2012	37	508	13.7	88	3	1
Naanee, Legedu	2011	44	467	10.6	28	1	0
Shockey, Jeremy	2011	37	455	12.3	29	4	0
Guliford, Eric	1995	29	444	15.3	49	1	0
Jarrett, Dwayne	2007-2010	35	428	12.2	30t	1	0
Floyd, William	1998-2000	62	416	6.7	25	2	0
Bersin, Brenton	2014-2017	32	415	13.0	30	1	0
Whittaker, Fozzy	2014-2018	47	397	8.4	28t	2	0
Davis, Mike	2019-2020	59	373	6.3	23	2	0
Murphy, Louis	2012	25	336	13.4	55	1	0
Gaines, Michael	2004-2006	31	335	10.8	38	2	0
Goodson, Mike	2009-2011	43	329	7.7	32	0	0
Barnidge, Gary	2008-2012	18	320	17.8	55	1	0
Griffith, Howard	1995-1996	38	286	7.5	21	2	0
Greene, Scott	1996-1997	42	284	6.8	25	2	0
Zylstra, Brandon	2019-2021	19	280	14.7	55	1	0
Lane, Fred	1997-1999	43	275	6.4	23	0	0
Hankton, Karl	2000-2006	20	267	13.4	31	0	0
Christian, Bob	1995-1996	29	255	8.8	23	1	0
Hetherington, Chris	1999-2001	37	240	6.5	19	1	0
Davis, Stephen	2003-2005	21	236	11.2	25	0	0
Shepard, Russell	2017	17	202	11.9	40t	1	0
Avant, Jason	2014	21	201	9.6	22	1	0
Oliver, Winslow	1996-1998	21	191	9.1	29	0	0
Smith, Torrey	2018	17	190	11.2	35	2	0
Hackett, DJ	2008	13	181	13.9	37	0	0
Metzelaars, Pete	1995	20	171	8.6	27	3	0
Smith, Lamar	2002	20	167	8.4	58	0	0
Broughton, Luther	1997-1998;	8	164	20.5	68t	1	0
Seidman, Mike	2003-2006	18	158	8.8	27	2	0

ALL-TIME CAREER RECEIVERS

PLAYER	YEARS	REC	YDS	AVG	LONG	TDs	100-YD GAMES
Beebe, Don	1995	14	152	10.9	24	1	0
Manhertz, Chris	2016-2020	12	142	11.8	50t	1	0
Metcalf, Eric	1999	11	133	12.1	33	0	0
Sutton, Tyrell	2009-2010	18	132	7.3	14	0	0
Byrd, Damiere	2016-2018	12	129	10.8	21	2	0
Mills, Ernie	1997	11	127	11.5	37	1	0
Wiggins, Jermaine	2002-2003	16	125	7.8	23	2	0
Edwards, Armanti	2010-2013	5	121	24.2	82	0	0
Hubbard, Chuba	2021	18	119	6.6	12	0	0
Marshall, Terrace	2021	14	116	8.3	23	0	0
Smith, Rodney	2020-2021	14	107	7.6	19	0	0
Clowney, David	2010	6	102	17.0	31	0	0
Huntley, Richard	2001	21	101	4.8	23	1	0
Artis-Payne, Cameron	2015-2018	10	86	8.6	20	0	0
Brown, Dee	2002	17	86	5.1	15	1	0
Arnold, Dan	2021	7	84	12.0	19	0	0
Gardner, Rod	2005	9	84	9.3	15	1	0
Bonnafon, Reggie	2019-2020	8	75	9.4	32	1	0
Workman, Vince	1995	13	74	5.7	14	0	0
Cooper, Pharoh	2020	5	73	14.6	32	0	0
Tremble, Tommy	2021	8	72	9.0	30	1	0
Hogan, Chris	2019	8	67	8.4	13	0	0
Moore, Kenny	2008-2009	6	59	9.8	22	0	0
Clay, Kaelin	2017	5	57	11.4	15	0	0
Crawford, Casey	2000-2001	5	57	11.4	16	1	0
Hixon, Domenik	2013	7	55	7.9	14t	1	0
Kinchen, Brian	1999-2000	6	52	8.7	26t	2	0
White, DeAndrew	2019	4	51	12.8	18	0	0
Rasby, Walter	1995-1997	6	48	8.0	15	0	0
Uwaezuoke, Iheanyi	2000	4	46	11.5	21	0	0
Williams, Brandon	2013-2015	4	44	11.0	16	0	0
Erickson, Alex	2021	2	42	21.0	25	0	0
Pilares, Kealoha	2011-2012	2	42	21.0	36t	1	0
Bates, Michael	1996-2000	6	40	6.7	23	0	0

ALL-TIME CAREER RECEIVERS

PLAYER	YEARS	REC	YDS	AVG	LONG	TDs	100-YD
Fauria, Christian	2007	5	39	7.8	16	2	0
Biddle, Taye	2006	3	37	12.3	22	0	0
Abdullah, Ameer	2021	3	35	11.7	17	0	0
Robinson, Ryne	2007-2008	4	35	8.8	12	0	0
Fiammetta, Tony	2009-2010	5	34	6.8	11	0	0
Newton, Cam	2011-2019	1	33	33.0	27	0	0
Campbell, Matt	1995-2000	3	32	10.7	12	0	0
Jones, Mark	2008	2	32	16.0	19	0	0
Roberts, Seth	2020	4	31	7.8	12	0	0
Reaves, Darrin	2014	5	31	6.2	16	0	0
Hartsock, Ben	2011-2013	2	30	15.0	25	0	0
Brockel, Richie	2011-2015	4	25	6.3	12	0	0
Anderson, C.J.	2018	1	24	24.0	24	1	0
Felton, Jerome	2011	2	24	12.0	17	0	0
Thomas, Blair	1995	3	24	8.0	14	0	0
Tillman, Lawyer	1995	2	22	11.0	12	0	0
Kirkwood, Keith	2020-2021	4	29	7.3	13	0	0
Armah, Alex	2017-2020	8	29	3.6	14	0	0
Smith, Shi	2021	3	18	6.0	16	0	0
Webb, Joe	2014-2016	2	19	9.5	16	0	0
Stone, Dwight	1995-1998	2	18	9.0	11	0	0
Cannon, Trenton	2020	3	16	5.3	19	0	0
Smart, Rod	2002-2005	4	16	4.0	5	0	0
Freeman, Royce	2021	3	15	5.0	8	0	0
Dyson, Kevin	2003	2	15	7.5	9	0	0
Haynes, Alex	2007	3	14	4.7	6	0	0
Moore, Derrick	1995	4	12	3.0	5	0	0
Barner, Kenjon	2013, 2018	3	10	3.3	5	0	0
Simonson, Scott	2015-2017	1	10	10.0	10	0	0
Adams, Joe	2012	1	7	7.0	7	0	0
Martin, Charly	2009-2010	1	6	6.0	6	0	0
Shelton, Eric	2006	1	6	6.0	6	0	0
Cadet, Travaris	2018	1	5	5.0	5	0	0
Ajirotutu, Seyi	2011	1	4	4.0	4	0	0
Craig, Dameyune	1999-2001	2	4	2.0	4	0	0
Dennis, Mark	1995-1996	1	3	3.0	3	0	0
Gross, Jordan	2003-13	0	1	0.0	1	0	0
Collins, Kerry	1995-1998	1	-11	-11.0	-11	0	0
TOTAL		7,999	94,246	11.8	91t	545	151

ALL-TIME INTERCEPTIONS

PLAYER	YEARS	INTS	YDS	AVG	LG	TDs
Gamble, Chris	2004-2012	27	326	12.1	61t	2
Davis, Eric	1996-2000	25	226	9.0	56t	2
Kuechly, Luke	2012-2019	18	153	8.5	32t	1
Minter, Mike	1997-2006	17	421	24.8	62	4
Marshall, Richard	2006-2010	14	315	22.5	73	2
Evans, Doug	1998-2001	14	162	11.6	49	1
Lucas, Ken	2005-2008	13	158	12.2	43	0
Davis, Thomas	2005-2018	13	79	6.1	31	0
Jackson, Donte	2018-2020	11	135	12.3	66	0
Godfrey, Charles	2008-2014	11	179	16.3	38	1
Coleman, Kurt	2015-2017	11	146	13.3	37	2
Grant, Deon	2000-2003	11	137	12.5	43	0
Beason, Jon	2007-2013	9	107	11.9	44	0
Manning, Ricky	2003-2005	9	99	11.0	30	1
Munnerlyn, Captain	2009-13; 2017-18	8	232	29.0	74t	5
Bradberry, James	2016-2019	8	53	6.6	29	0
Boston, Tre	2014-16; 2019-20	7	133	19.0	84t	1
Cota, Chad	1995-1997	7	91	13.0	35	0
Norman, Josh	2012-2015	7	172	24.6	46t	2
Maxie, Brett	1995-1996	7	94	13.4	49	0
Witherspoon, Will	2002-2005	7	93	13.3	35	1
Mills, Sam	1995-1997	7	86	12.3	36t	1
Martin, Sherrod	2009-2012	7	85	12.1	34	0
Hitchcock, Jimmy	2000-2001	6	181	30.2	88t	1
Peppers, Julius	2002-09; 2017-18	6	177	29.5	97	2
Terrell, Pat	1995-1997	6	39	6.5	21	0
Morgan, Dan	2001-2007	5	56	11.2	22	0
Adams, Mike	2017-2018	5	53	10.6	40	0
Harris, Chris	2007-2009	5	49	9.8	30	0
Poole, Tyrone	1995-1997	5	43	8.6	35	0
Howard, Reggie	2001-2003	5	37	7.4	16	0

ALL-TIME INTERCEPTIONS

PLAYER	YEARS	INTS	YDS	AVG	LG	TDs
Wallace, Al	2002-2006	4	96	24.0	53	0
Brady, Jeff	1998	4	85	21.3	43	0
Branch, Colin	2003-2006	4	79	19.8	76	0
Mitchell, Mike	2013	4	63	15.8	38	0
Harper, Roman	2014-2015	4	43	10.8	31t	1
McKyer, Tim	1995	3	99	33.0	96t	1
McCree, Marlon	2005	3	73	24.3	46	0
White, Melvin	2013-2014	3	32	10.7	23	0
Cook, Toi	1996-1997	3	28	9.3	22	0
Worley, Daryl	2016-2017	3	22	7.3	22	0
Cooper, Deke	2002; 2007	3	19	6.3	19	0
Jones, Colin	2012-2019	3	15	5.0	10	0
Anderson, James	2006-2012	3	6	2.0	5	0
Lester, Robert	2013-2014	3	5	1.7	5	0
Cason, Antoine	2014	2	81	40.5	80	0
Cockrell, Ross	2018-2019	2	70	35.0	37	0
Thompson, Shaq	2015-2019	3	51	17.0	29	0
Fields, Mark	2002-2004	2	51	25.5	30	0
Florence, Drayton	2013	2	40	20.0	38t	1
Nakamura, Haruki	2012	2	39	19.5	21	0
Buckner, Brentson	2001-2005	2	37	18.5	29	0
Alexander, Brent	1998-1999	2	18	9.0	18	0
Greene, Kevin	1996,98-99	2	18	9.0	18	0
Burris, Juston	2020	2	17	8.5	17	0
Wells, Dean	1999-2001	2	15	7.5	14	0
McDaniel, Emmanuel	2002	2	13	6.5	13	0
Cousin, Terry	2002	2	4	2.0	4	0
Gilbert, Sean	1998-2002	2	4	2.0	4	0
Benwikere, Bené	2014-2016	2	1	0.5	1	0
Williams, Shaun	2006	2	1	0.5	1	0
Tillman, Charles	2015	2	0	0.0	0	0

ALL-TIME INTERCEPTIONS

PLAYER	YEARS	INTS	YDS	AVG	LG	TDs
Horn, Jaycee	2021	1	13	13.0	13	0
Stanford, R.J.	2010-2011	1	53	53.0	53	0
Smith, Rod	1995-96,97-98	1	43	43.0	43	0
Lofton, Steve	1995-96,98-99	1	42	42.0	42	0
Reid, Eric	2018-2019	1	39	39.0	39	0
DeCoud, Thomas	2014	1	35	35.0	35	0
McDowell, Bubba	1995	1	33	33.0	33	0
Kragen, Greg	1995-1997	1	29	29.0	29	0
Edwards, Dwan	2012-2015	1	27	27.0	27	0
Richardson, Damien	1998-2004	1	27	27.0	27	0
McClain, Robert	2010; 15-16	1	24	24.0	24	0
Veland, Tony	1998	1	24	24.0	24	0
Allen, Brian	2002-2004	1	21	21.0	21	0
Senn, Jordan	2009-2013	1	21	21.0	21	0
Nelson, Jonathan	2011	1	20	20.0	20	0
Williams, Teddy	2015-2017	1	19	19.0	19	0
Moorehead, Kindal	2003-2007	1	17	17.0	17	1
Barrow, Micheal	1997-1999	1	10	10.0	10	0
Burton, Shane	2002-2003	1	10	10.0	10	0
Hawkins, Artrell	2004	1	9	9.0	9	0
Kesier, Thomas	2011-2012	1	9	9.0	9	0
Klein, A.J.	2013-2015	1	8	8.0	8	0
Morton, Christian	2006	1	8	8.0	8	0
Ealy, Kony	2014-2016	1	7	7.0	7	0
McGill, Lenny	1998	1	6	6.0	6	0
Johnson, Ed	2010	1	5	5.0	5	0
Manuel, Marquand	2007	1	4	4.0	4	0
Lloyd, Greg	1998	1	3	3.0	3	0
King, Shawn	1995-1998	1	1	1.0	1	0
Lathon, Lamar	1995-1998	1	1	1.0	1	0
Gilmore, Stephon	2021	1	0	0.0	0	0
Chinn, Jeremy	2020	1	0	0.0	0	0

ALL-TIME INTERCEPTIONS

PLAYER	YEARS	INTS	YDS	AVG	LG	TDs
Anderson, Rashard	2000-2001	1	0	0.0	0	0
Brown, Everette	2009-2010	1	0	0.0	0	0
Diggs, Na'il	2006-2009	1	0	0.0	0	0
Elliott, Javien	2019	1	0	0.0	0	0
Navies, Hannibal	2000-2002	1	0	0.0	0	0
Obada, Efe	2018-2019	1	0	0.0	0	0
Pieri, Damon	1995-1997	1	0	0.0	0	0
Robinson, Eugene	2000	1	0	0.0	0	0
Rucker, Mike	1999-2007	1	0	0.0	0	0
Thomas, Josh	2011-13	1	0	0.0	0	0
Towns, Lester	2000-2003	1	0	0.0	0	0
Whitehead, Tahir	2020	1	0	0.0	0	0
Williams, Jay	2000-2002	1	0	0.0	0	0
Woodall, Lee	2000	1	0	0.0	0	0
Pugh, Jordan	2010-2011	1	-2	-2.0	-2	0
TOTAL		413	5,682	13.8	97	31

THE LAST TIME

BY PANTHERS

BY OPPONENT

PASSING

301 yards, Sam Darnold @ Dallas, 10/03/21	300 YARDS PASSING	373 yards, Kirk Cousins vs. Minnesota, 10/17/21
432 yards, Cam Newton vs. Green Bay, 09/18/11	400 YARDS PASSING	400 yards, Jameis Winston @ Tampa Bay, 10/13/19
* Never Has Happened *	500 YARDS PASSING	503 yards, Matt Ryan @ Atlanta, 10/02/16
303 yards/28 yards, Teddy Bridgewater/Joseph Charlton @ Kansas City, 11/08/20	300 NET YARDS PASSING	373 yards, Kirk Cousins vs. Minnesota, 10/17/21
404 yards, Cam Newton vs. Green Bay, 09/18/11	400 NET YARDS PASSING	460 yards, Drew Brees @ New Orleans, 10/16/16
3 tds, Kyle Allen: (51, 1, 2) @ New Orleans, 11/24/19	THREE TOUCHDOWN PASSES	3 tds, Kirk Cousins: (2, 5, 27) vs. Minnesota, 10/17/21
4 tds, Kyle Allen: (5, 52, 3, 3) @ Arizona, 09/22/19	FOUR TOUCHDOWN PASSES	4 tds, Dak Prescott: (18, 35, 6, 23) @ Dallas, 10/03/21
5 tds, Cam Newton: (3, 37, 14, 20, 14) @ N.Y. Giants, 12/20/15	FIVE TOUCHDOWN PASSES	5 tds, Ben Roethlisberger: (75, 53, 12, 8, 6) @ Pittsburgh, 11/08/18
* Never Has Happened *	SIX TOUCHDOWN PASSES	* Never Has Happened *
* Never Has Happened *	SEVEN TOUCHDOWN PASSES	* Never Has Happened *
2 ints, James Bradberry @ Tampa Bay, 10/13/19	TWO INTERCEPTION GAME	2 ints, Darius Slay vs. Philadelphia, 10/10/21
3 ints, Deon Grant @ Minnesota, 09/22/02	THREE INTERCEPTION GAME	3 ints, Andrew Adams @ Tampa Bay, 12/02/18
* Never Has Happened *	FOUR OR MORE INTERCEPTION GAME	* Never Has Happened *
41 att., Sam Darnold vs. Minnesota, 10/17/21	40+ PASS ATTEMPTS	48 att., Kirk Cousins vs. Minnesota, 10/17/21
50 att., Kyle Allen vs. Atlanta, 11/17/19	50+ PASS ATTEMPTS	54 att., Jameis Winston @ Tampa Bay, 10/13/19
30 comp, Teddy Bridgewater vs. Denver, 12/13/20	30+ Completions	33 comp, Kirk Cousins vs. Minnesota, 10/17/21
* Never Has Happened *	40+ PASSING COMPLETIONS	* Never Has Happened *
55 yards, Sam Darnold: (4:54) (Shotgun) 14-S Darnold pass short left to 16-B Zylstra pushed ob at DAL 13 for 55 yards (30-A.Brown). @ Dallas, 10/03/21	PASS PLAY OF 50-OR-MORE YARDS	53 yards, Jalen Hurts: (:38) (Shotgun) 1-J Hurts pass deep left to 16-Q.Watkins pushed ob at CAR 10 for 53 yards (42-S.Franklin) [91-M.Fox.] vs. Philadelphia, 10/10/21
82 yards, Cam Newton: (12:09) (Shotgun) 1-C Newton pass short left to 12-D.Moore to DET 12 for 82 yards (23-D.Slay). DET-23-D.Slay was injured during the play. @ Detroit, 11/18/18	PASS PLAY OF 80-OR-MORE YARDS	93 yards, Matt Ryan: (6:45) (Shotgun) 2-M.Ryan pass deep left to 17-O.Zaccheaus for 93 yards, TOUCHDOWN (33-T.Boston). @ Atlanta, 12/08/19
2 ints, Sam Darnold @ Dallas, 10/03/21	TWO INTERCEPTIONS THROWN	2 ints, Matt Ryan @ Atlanta, 10/31/21
3 ints, Sam Darnold vs. Philadelphia, 10/10/21	THREE INTERCEPTIONS THROWN	3 ints, Aaron Rodgers vs. Green Bay, 12/17/17
4 ints, Kyle Allen vs. Atlanta, 11/17/19	FOUR INTERCEPTIONS THROWN	4 ints, Andy Dalton vs. Cincinnati, 09/23/18
* Never Has Happened *	FIVE INTERCEPTIONS THROWN	5 ints, Jameis Winston @ Tampa Bay, 10/13/19
* Never Has Happened *	SIX INTERCEPTIONS THROWN	6 ints, Chris Chandler vs. St. Louis, 12/12/04
Sam Darnold vs. N.Y. Jets, 09/12/21	100-POINT PASSER RATING	Dante Pettis @ N.Y. Giants, 10/24/21

RUSHING

210 yards, DeAngelo Williams @ New Orleans, 12/30/12	200 YARDS RUSHING	205 yards, Matt Forte @ Chicago, 10/02/11
176 yards, Christian McCaffrey vs. Jacksonville, 10/06/19	150 YARDS RUSHING	192 yards, Ronald Jones II vs. Tampa Bay, 11/15/20
101 yards, Chuba Hubbard vs. Philadelphia, 10/10/21	100 YARDS RUSHING	140 yards, Dalvin Cook vs. Minnesota, 10/17/21
152 yards/110 yards, DeAngelo Williams/Jonathan Stewart @ Tampa Bay, 10/18/09	TWO 100-YARD RUSHERS	147 yards/118 yards, Le'Veon Bell/LeGarrette Blount vs. Pittsburgh, 09/21/14
* Never Has Happened *	FIVE TOUCHDOWNS RUSHING	* Never Has Happened *
4 tds, DeAngelo Williams: (13, 5, 1, 30) @ N.Y. Giants, 12/21/08	FOUR TOUCHDOWNS RUSHING	4 tds, Michael Turner: (1, 4, 1, 16) @ Atlanta, 11/23/08
3 tds, Jonathan Stewart: (60, 1, 1) vs. Minnesota, 12/10/17	THREE TOUCHDOWNS RUSHING	3 tds, Josh Jacobs: (1, 7, 6) vs. Las Vegas, 09/13/20
2 tds, Sam Darnold: (1, 11) @ Dallas, 10/03/21	TWO TOUCHDOWNS RUSHING	2 tds, Jalen Hurts: (1, 6) vs. Philadelphia, 10/10/21
Jonathan Stewart: (2, 4)/DeAngelo Williams: (16, 36) vs. Tampa Bay, 12/08/08	TWO PLAYERS WITH TWO TD RUSHING	* Never Has Happened *
Cam Newton: (5)/DeAngelo Williams: (3)/Mike Tolbert: (2) vs. New Orleans, 09/16/12	THREE PLAYERS WITH ONE TD RUSHING	Marlon Mack: (2)/Jacoby Brissett: (1)/Jordan Wilkins: (1) @ Indianapolis, 12/22/19

THE LAST TIME

30 att., DeAngelo Williams @ Tampa Bay, 10/18/09

* Never Has Happened *

47 att., Carolina 19, Atlanta 13 @ Atlanta, 10/31/21

52 att., Carolina 10, Atlanta 3 @ Atlanta, 12/24/06

* Never Has Happened *

* Never Has Happened *

203 yards, Carolina 19, Atlanta 13 @ Atlanta, 10/31/21

58 yards, Christian McCaffrey. (10:33) 22-C. McCaffrey up the middle for 58 yards, TOUCHDOWN. vs. Tennessee, 11/03/19

84 yards, Christian McCaffrey. (14:01) 22-C. McCaffrey left guard for 84 yards, TOUCHDOWN. vs. Jacksonville, 10/06/19

30+ RUSHING ATTEMPTS

40+ RUSHING ATTEMPTS

40-49 RUSHING ATTEMPTS (TEAM)

50+ RUSHING ATTEMPTS (TEAM)

400 YARDS RUSHING (TEAM)

300 YARDS RUSHING (TEAM)

200 YARDS RUSHING (TEAM)

RUN OF 50-74 YARDS

RUN OF 75+ YARDS

30 att., Jacquizz Rodgers vs. Tampa Bay, 10/10/16

* Never Has Happened *

43 att., Kansas City 27, Carolina 21 @ Kansas City, 12/02/12

* Never Has Happened *

* Never Has Happened *

301 yards, N.Y. Giants 34, Carolina 28 @ N.Y. Giants, 12/21/08

245 yards, Dallas 36, Carolina 28 @ Dallas, 10/03/21

60 yards, Derrius Guice. (4:41) 29-D. Guice up the middle pushed ob at CAR 11 for 60 yards (25-E. Reid). vs. Washington, 12/01/19

98 yards, Ronald Jones II. (7:53) 27-R. Jones up the middle for 98 yards, TOUCHDOWN. vs. Tampa Bay, 11/15/20

RECEIVING

201 yards, Steve Smith vs. Minnesota, 10/30/05

113 yards, DJ Moore @ Dallas, 10/03/21

118 yards/101 yards, Curtis Samuel/DJ Moore vs. New Orleans, 01/03/21

2 tds, DJ Moore: (6, 8) @ Dallas, 10/03/21

3 tds, Steve Smith: (7, 12, 74) vs. Houston, 09/16/07

* Never Has Happened *

* Never Has Happened *

Patrick Jeffers: (40, 32)/Wesley Walls: (37, 15) vs. New Orleans, 01/02/00

157 yards, DJ Moore @ Detroit, 11/18/18

10, Christian McCaffrey @ Kansas City, 11/08/20

113 yards, DJ Moore @ Dallas, 10/03/21

157 yards, DJ Moore @ Detroit, 11/18/18

201 yards, Steve Smith vs. Minnesota, 10/30/05

* Never Has Happened *

74 yards, DJ Moore. (11:06) (Shotgun) 5-T. Bridgewater pass deep middle to 12-D. Moore for 74 yards, TOUCHDOWN. Pass 41, YAC 33 @ New Orleans, 10/25/20

55 yards, Brandon Zylstra: (4:54) (Shotgun) 14-S. Darnold pass short left to 16-B. Zylstra pushed ob at DAL 13 for 55 yards (30-A. Brown). @ Dallas, 10/03/21

200 YARDS RECEIVING

100 YARDS RECEIVING

TWO 100-YARD RECEIVERS

TWO TOUCHDOWN RECEPTIONS

THREE TOUCHDOWN RECEPTIONS

FOUR TOUCHDOWN RECEPTIONS

FIVE TOUCHDOWN RECEPTIONS

TWO PLAYERS WITH TWO TD RECEPTIONS

150 YARDS RECEIVING

10 OR MORE RECEPTIONS

100-149 YARDS RECEIVING

150-199 YARDS RECEIVING

200-299 YARDS RECEIVING

300+ YARDS RECEIVING

70-YARD RECEPTION

50-YARD RECEPTION

300 yards, Julio Jones @ Atlanta, 10/02/16

126 yards, Adam Thielen vs. Minnesota, 10/17/21

159 yards/113 yards, Travis Kelce/Tyreek Hill @ Kansas City, 11/08/20

2 tds, Corey Davis: (22, 8) vs. N.Y. Jets, 09/12/21

3 tds, Hakeem Nicks: (26, 19, 5) @ N.Y. Giants, 09/12/10

* Never Has Happened *

* Never Has Happened *

Adam Humphries: (5, 30)/O.J. Howard: (4, 3) vs. Tampa Bay, 11/04/18

159 yards, Travis Kelce @ Kansas City, 11/08/20

11, Adam Thielen vs. Minnesota, 10/17/21

126 yards, Adam Thielen vs. Minnesota, 10/17/21

159 yards, Travis Kelce @ Kansas City, 11/08/20

200 yards, Antonio Bryant vs. Tampa Bay, 12/08/08

300 yards, Julio Jones @ Atlanta, 10/02/16

93 yards, Olamide Zaccheaus: (6:45) (Shotgun) 2-M. Ryan pass deep left to 17-O. Zaccheaus for 93 yards, TOUCHDOWN [33-T. Boston]. @ Atlanta, 12/08/19

53 yards, Quez Watkins: (3:8) (Shotgun) 1-J. Hurts pass deep left to 16-Q. Watkins pushed ob at CAR 10 for 53 yards (42-S. Franklin) [91-M. Fox]. vs. Philadelphia, 10/10/21

COMBINED YARDS

108 yards/307 yards, Christian McCaffrey/Kyle Allen @ Green Bay, 11/10/19

113 yards/301 yards, DJ Moore/Sam Darnold @ Dallas, 10/03/21

108 yards/120 yards, Christian McCaffrey/DJ Moore @ Green Bay, 11/10/19

120/109 yards/367 yards, DJ Moore/Robby Anderson/Teddy Bridgewater @ Tampa Bay, 09/20/20

100 yards/122/108 yards, Fozzy Whittaker/Greg Olsen/Kelvin Benjamin vs. San Francisco, 09/18/16

108 yards/307 yards/120 yards, Christian McCaffrey/Kyle Allen DJ Moore @ Green Bay, 11/10/19

100-YARD RUSHER AND 300-YARD PASSER

100-YARD RECEIVER AND 300-YARD PASSER

100-YARD RUSHER AND 100-YARD RECEIVER

TWO 100-YARD RECEIVERS/300-YARD PASSER

100-YARD RUSHER/TWO 100-YARD RECEIVERS

100-YARD RUSHER, 300-YARD PASSER, 100-YARD RECEIVER

137 yards/373 yards, Dalvin Cook/Kirk Cousins vs. Minnesota, 10/17/21

126 yards/373 yards, Adam Thielen/Kirk Cousins vs. Minnesota, 10/17/21

137 yards/126 yards, Dalvin Cook/Adam Thielen vs. Minnesota, 10/17/21

159/113 yards/372 yards, Travis Kelce/Tyreek Hill/Patrick Mahomes @ Kansas City, 11/08/20

118 yards/111/122 yards, Marshall Faulk/Isaac Bruce/Az-Zahir Hakim vs. St. Louis, 12/05/99

137 yards/373 yards/126 yards, Dalvin Cook/Kirk Cousins Adam Thielen vs. Minnesota, 10/17/21

DEFENSE

THE LAST TIME

Carolina 20, Detroit 0 vs. Detroit, 11/22/20

8 yards, Kurt Coleman: (11:37) (Shotgun) 2-M.Ryan pass short left intended for 24-D.Freeman INTERCEPTED by 20-K.Coleman (58-T.Davis) at ATL 8. 20-K.Coleman for 8 yards, TOUCHDOWN. @ Atlanta, 10/02/16

28 yards, Jeremy Chinn: (14:01) 33-D.Cook left guard to MIN 29 for 4 yards (93-B.Roy, 21-J.Chinn). FUMBLES (21-J.Chinn), RECOVERED by CAR-21-J.Chinn at MIN 28. 21-J.Chinn for 28 yards, TOUCHDOWN. MIN-33-D.Cook was injured during the play. @ Minnesota, 11/29/20

(2:35) (Shotgun) 1-J.Hurts FUMBLES (Aborted) at PHI 11, ball out of bounds in End Zone, SAFETY. vs. Philadelphia, 10/10/21

* Never Has Happened *

* Never Has Happened *

4.0 sk, Greg Hardy @ Atlanta, 12/29/13

3.0 sk, Mario Addison @ Arizona, 09/22/19

2.0 sk, Haason Reddick vs. Philadelphia, 10/10/21

* Never Has Happened *

3 ints, Deon Grant @ Minnesota, 09/22/02

2 ints, James Bradberry @ Tampa Bay, 10/13/19

Ricky Manning: (30, 16)/Dan Morgan: (9, 11) vs. St. Louis, 12/12/04

2 fr, Jeremy Chinn @ Minnesota, 11/29/20

10 yards, Tampa Bay 16, Carolina 10 @ Tampa Bay, 09/09/12

37 yards, New Orleans 27, Carolina 24 @ New Orleans, 10/25/20

82 yards, Carolina 19, Atlanta 13 @ Atlanta, 10/31/21

45 yards, Pittsburgh 27, Carolina 3 @ Pittsburgh, 12/23/10

45 yards, Pittsburgh 27, Carolina 3 @ Pittsburgh, 12/23/10

131 yards, Carolina 19, Atlanta 13 @ Atlanta, 10/31/21

128 yards, Carolina 26, New Orleans 7 vs. New Orleans, 09/19/21

193 yards, Carolina 24, Houston 9 @ Houston, 09/23/21

213 yards, Carolina 19, Atlanta 13 @ Atlanta, 10/31/21

4 to, Carolina 20, Washington 13 @ Washington, 12/27/20

4 to, Tampa Bay 31, Carolina 17 @ Tampa Bay, 09/20/20

5 to, New Orleans 33, Carolina 7 vs. New Orleans, 01/03/21

SHUTOUT

INTERCEPTED PASS RETURNED FOR A TOUCHDOWN

FUMBLE RETURNED FOR A TOUCHDOWN

SAFETY SCORED

SIX+ SACK GAME

FIVE SACK GAME

FOUR SACK GAME

THREE SACK GAME

TWO SACK GAME

FOUR INTERCEPTIONS

THREE INTERCEPTIONS

TWO INTERCEPTIONS

TWO INTERCEPTIONS BY TEAMMATES

TWO OPPONENT FUMBLE RECOVERIES

LESS THAN 25 RUSHING YARDS

LESS THAN 50 RUSHING YARDS

LESS THAN 100 RUSHING YARDS

LESS THAN 50 NET PASSING YARDS

LESS THAN 100 NET PASSING YARDS

LESS THAN 150 NET PASSING YARDS

LESS THAN 150 YARDS NET OFFENSE

LESS THAN 200 YARDS NET OFFENSE

LESS THAN 300 YARDS NET OFFENSE

FORCED THREE+ TURNOVERS

FORCED FOUR TURNOVERS

FORCED FIVE+ TURNOVERS

Atlanta 41, Carolina 0 vs. Atlanta, 11/24/02

14 yards, A.J. Klein: (12:10) (Shotgun) 3-W.Grier pass short right intended for 88-G.Olsen INTERCEPTED by 53-A.Klein at CAR 14. 53-A.Klein for 14 yards, TOUCHDOWN. vs. New Orleans, 12/29/19

2 yards, Victor Abiamiri: (15:00) (Shotgun) 17-J.Delhomme sacked at CAR 15 for -10 yards (58-T.Cole). FUMBLES (58-T.Cole), RECOVERED by PHI-95-V.Abiamiri at CAR 2. 95-V.Abiamiri for 2 yards, TOUCHDOWN. vs. Philadelphia, 09/13/09

(14:56) (Shotgun) 14-S.Darnold pass incomplete short middle [99-L.Williams]. PENALTY on CAR-14-S.Darnold, Intentional Grounding, 3 yards, enforced in End Zone, SAFETY. @ N.Y. Giants, 10/24/21

* Never Has Happened *

* Never Has Happened *

4.5 sk, Mario Williams @ Buffalo, 09/15/13

3.0 sk, Nick Bosa @ San Francisco, 10/27/19

2.5 sk, Azeem Ojulari @ N.Y. Giants, 10/24/21

* Never Has Happened *

3 ints, Andrew Adams @ Tampa Bay, 12/02/18

2 ints, Darius Slay vs. Philadelphia, 10/10/21

Kerry Rhodes: (11, 6)/Darrelle Revis: (67, 0) @ N.Y. Jets, 11/29/09

2 fr, Lavonte David vs. Tampa Bay, 01/03/16

24 yards, Carolina 30, Arizona 20 vs. Arizona, 10/30/16

42 yards, Carolina 24, Houston 9 @ Houston, 09/23/21

56 yards, N.Y. Giants 25, Carolina 3 @ N.Y. Giants, 10/24/21

46 yards, Carolina 10, San Francisco 9 @ San Francisco, 11/10/13

80 yards, Carolina 26, New Orleans 7 vs. New Orleans, 09/19/21

129 yards, Carolina 19, Atlanta 13 @ Atlanta, 10/31/21

119 yards, Pittsburgh 27, Carolina 3 @ Pittsburgh, 12/23/10

173 yards, N.Y. Giants 25, Carolina 3 @ N.Y. Giants, 10/24/21

173 yards, N.Y. Giants 25, Carolina 3 @ N.Y. Giants, 10/24/21

3 to, Minnesota 34, Carolina 28 vs. Minnesota, 10/17/21

4 to, Carolina 20, Washington 13 @ Washington, 12/27/20

7 to, Carolina 37, Tampa Bay 26 @ Tampa Bay, 10/13/19

SPECIAL TEAMS

103 yards, Damiere Byrd: 7-P.Murray kicks 68 yards from TB 35 to CAR -3. 18-D.Byrd for 103 yards, TOUCHDOWN. vs. Tampa Bay, 12/24/17

KICKOFF RETURNED FOR A TOUCHDOWN

60 yards, Kaelin Clay: (10:09) 4-L.Edwards punts 37 yards to CAR 40. Center-42-T.Hennessy. 12-K.Clay for 60 yards, TOUCHDOWN. @ N.Y. Jets, 11/26/17

PUNT RETURNED FOR A TOUCHDOWN

* Never Has Happened *

BLOCKED FIELD GOAL RETURNED FOR A TOUCHDOWN

99 yards, Andre Roberts: 9-G.Gano kicks 64 yards from CAR 35 to WAS 1. 12-A.Roberts for 99 yards, TOUCHDOWN. vs. Washington, 11/22/15

83 yards, Dontae Spencer: (10:39) 3-J.Chariton punts 56 yards to DEN 17. Center-44-J.Jansen. 11-D.Spencer for 83 yards, TOUCHDOWN. vs. Denver, 12/13/20

* Never Has Happened *

THE LAST TIME

Frankie Luvu: (6.56) 3-J.Berry punt is **BLOCKED** by 49-F.Luvu, Center-42-A.DePaola, **RECOVERED** by CAR-27-K.Robinson at MIN 4. 27-K.Robinson for 4 yards, **TOUCHDOWN**. vs. Minnesota, 10/17/21

50 yards, Zane Gonzalez: (8.40) 5-Z.Gonzalez 50 yard field goal is **BLOCKED** (96-C.Granderson), Center-44-J.Jansen, Holder-3-J.Charlton, **RECOVERED** by NO-53-Z.Baun at NO 29. 53-Z.Baun to CAR 38 for 33 yards (70-B.Christensen). vs. New Orleans, 09/19/21

Joseph Charlton: (4.00) 3-J.Charlton punt is **BLOCKED** by 57-T.Edwards, Center-44-J.Jansen, **RECOVERED** by PHI-54-S.Bradley at CAR 27. vs. Philadelphia, 10/10/21

Ryan Succop [Bravlion Roy blocked]: 3-R.Succop extra point is **Blocked** (93-B.Roy), Center-97-Z.Triner, Holder-8-B.Pinion. vs. Tampa Bay, 11/15/20

57 yards, Zane Gonzalez: (.05) 5-Z.Gonzalez 57 yard field goal is **GOOD**, Center-44-J.Jansen, Holder-10-L.Edwards. @ Atlanta, 10/31/21

63 yards, Graham Gano: (.06) 9-G.Gano 63 yard field goal is **GOOD**, Center-44-J.Jansen, Holder-5-M.Palardy. vs. N.Y. Giants, 10/07/18

6 fg, John Kasay: (30, 50, 46, 25, 21, 21) @ New Orleans, 12/05/04

5 fg, Joey Slye: (29, 24, 30, 22, 31) @ L.A. Chargers, 09/27/20

4 fg, Zane Gonzalez: (29, 51, 57, 23) @ Atlanta, 10/31/21

3 fg, Zane Gonzalez: (48, 43, 50) vs. Philadelphia, 10/10/21

Zane Gonzalez: 5-Z.Gonzalez extra point is **No Good**, Wide Left, Center-44-J.Jansen, Holder-3-J.Charlton. vs. New Orleans, 09/19/21

* Never Has Happened *

11 punts, Todd Sauerbrun vs. Chicago, 12/22/02

67 yds, Joseph Charlton @ Washington, 12/27/20

76 yds, Andy Lee @ Denver, 09/08/16

* Never Has Happened *

22 yards, Alex Erickson vs. Philadelphia, 10/10/21

60t yards, Kaelin Clay @ N.Y. Jets, 11/26/17

79t yards, Corey Brown vs. Chicago, 10/05/14

* Never Has Happened *

59 yards, Ted Ginn vs. San Francisco, 09/18/16

76 yards, Kealoha Pilaes @ Indianapolis, 11/27/11

98 yards, Trenton Cannon vs. Tampa Bay, 11/15/20

Jermaine Carter Jr.: (Onside Kick formation) 5-M.Palardy kicks onside 13 yards from CAR 35 to CAR 48. **RECOVERED** by CAR-56-J.Carter. vs. Washington, 12/01/19

* Never Has Happened *

548 yards, Carolina 548, Miami 313 vs. Miami, 11/13/17

407 yards, Carolina 407, Houston 193 @ Houston, 09/23/21

BLOCKED PUNT RETURNED FOR A TOUCHDOWN

BLOCKED FIELD GOAL

BLOCKED PUNT

POINT AFTER TOUCHDOWN ATTEMPT BLOCKED

MADE FIELD GOAL OF 50 YARDS OR LONGER

60+ YARD FIELD GOAL

SIX FIELD GOALS

FIVE FIELD GOALS

FOUR FIELD GOALS

THREE FIELD GOALS

MISSED POINT AFTER TOUCHDOWN ATTEMPT

NO PUNTS

PUNTED 10+ TIMES

60-69 YARD PUNT

70+ YARD PUNT

80+ YARD PUNT

20 YARD PUNT RETURN

50-69 YARD PUNT RETURN

70-89 YARD PUNT RETURN

90+ YARD PUNT RETURN

50-69 YARD KICKOFF RETURN

70-89 YARD KICKOFF RETURN

90+ YARD KICKOFF RETURN

SUCCESSFUL ONSIDE KICK

Adam Thielen: (7.09) (Punt formation) 8-B.Nortman punt is **BLOCKED** by 19-A.Thielen, Center-44-J.Jansen, **RECOVERED** by MIN-19-A.Thielen at CAR 30. 19-A.Thielen for 30 yards, **TOUCHDOWN**. @ Minnesota, 11/30/14

49 yards, Dustin Hopkins: (.10) 3-D.Hopkins 49 yard field goal is **BLOCKED** (77-K.Love), Center-57-N.Sundberg, Holder-5-T.Way, recovered by WAS-72-D.Penn at CAR 32. 72-D.Penn to CAR 30 for 2 yards (25-E.Reid). vs. Washington, 12/01/19

Jordan Berry: (6.56) 3-J.Berry punt is **BLOCKED** by 49-F.Luvu, Center-42-A.DePaola, **RECOVERED** by CAR-27-K.Robinson at MIN 4. 27-K.Robinson for 4 yards, **TOUCHDOWN**. vs. Minnesota, 10/17/21

Joey Slye [Isaac Rochell blocked]: 4-J.Slye extra point is **Blocked** (98-J.Rochell), Center-44-J.Jansen, Holder-3-J.Charlton. **DEFENSIVE TWO-POINT ATTEMPT**. 24-N.Adderley recovered the blocked kick. **ATTEMPT FAILS**. @ L.A. Chargers, 09/27/20

53 yards, Younghoe Koo: (.21) 7-Y.Koo 53 yard field goal is **GOOD**, Center-47-J.Harris, Holder-12-D.Colquitt. @ Atlanta, 10/31/21

* Never Has Happened *

* Never Has Happened *

5 fg, Matt Bryant: (30, 42, 30, 56, 33) @ Atlanta, 12/31/17

4 fg, Ryan Succop: (23, 24, 21, 40) vs. Tampa Bay, 11/15/20

3 fg, Graham Gano: (49, 53, 44) @ N.Y. Giants, 10/24/21

Joey Slye: 16-J.Slye extra point is **No Good**, Wide Right, Center-46-J.Weeks, Holder-11-C.Johnston. @ Houston, 09/23/21

Tampa Bay 46, Carolina 23 vs. Tampa Bay, 11/15/20

11 punts, Shane Lechler @ Oakland, 11/09/08

64 yds, Arryn Siposs vs. Philadelphia, 10/10/21

79 yds, Tress Way vs. Washington, 12/01/19

* Never Has Happened *

22 yards, Jalen Reagor vs. Philadelphia, 10/10/21

59 yards, Tommylee Lewis @ New Orleans, 10/16/16

83t yards, Dontae Spencer vs. Denver, 12/13/20

94t yards, Tramon Williams @ Green Bay, 11/18/07

50 yards, Alvin Kamara vs. New Orleans, 12/17/18

78 yards, Marcus Sherels vs. Minnesota, 10/30/11

99t yards, Andre Roberts vs. Washington, 11/22/15

Marwin Evans: 2-M.Crosby kicks onside 13 yards from GB 35 to GB 48, impetus ends at 50. **RECOVERED** by GB-25-M.Evans. vs. Green Bay, 12/17/17

TEAM/MISCELLANEOUS

* Never Has Happened *

600 TOTAL YARDS OF OFFENSE

617 yards, New Orleans 617, Carolina 301 @ New Orleans, 01/01/12

500 TOTAL YARDS OF OFFENSE

571 yards, Minnesota 571, Carolina 306 vs. Minnesota, 10/17/21

400 TOTAL YARDS OF OFFENSE

433 yards, Dallas 433, Carolina 379 @ Dallas, 10/03/21

THE LAST TIME

ST. (10:07) T.Moton reported in as eligible. C.Newton left end for 1 yard, TOUCHDOWN.ST. (1:17) (Shotgun) J.Stewart right tackle for 2 yards, TOUCHDOWN.DEF. (12:16) J.McCown sacked at NYJ 36 for -9 yards (W.Horton). FUMBLES (W.Horton) (W.Horton) touched at NYJ 36, RECOVERED by CAR-L.Kuechly at NYJ 34, L.Kuechly for 34 yards, TOUCHDOWN.OFF. (10:09) L.Edwards punts 37 yards to CAR 40, Center-T.Hennessy, K.Clay for 60 yards, TOUCHDOWN. @ N.Y. Jets, 11/26/17

Sam Darnold: TWO-POINT CONVERSION ATTEMPT. 14-S.Darnold pass to 82-T.Tremble is complete. ATTEMPT SUCCEEDS. vs. Minnesota, 10/17/21

Teddy Bridgewater: TWO-POINT CONVERSION ATTEMPT. 5-T.Bridgewater pass to 36-T.Cannon is incomplete. ATTEMPT FAILS. vs. Tampa Bay, 11/15/20

Carolina 52, Cincinnati 31 vs. Cincinnati, 12/08/02

Carolina 42, Tampa Bay 28 vs. Tampa Bay, 11/04/18

Carolina 29, Indianapolis 26 vs. Indianapolis, 11/02/15

Minnesota 34, Carolina 28 vs. Minnesota, 10/17/21

Cincinnati 37, Carolina 37 @ Cincinnati, 10/12/14

Cincinnati 37, Carolina 37 @ Cincinnati, 10/12/14

* Never Has Happened *

Carolina 21, Atlanta 0 vs. Atlanta, 12/13/15

Carolina 21, Tampa Bay 14 vs. Tampa Bay, 11/04/18

Carolina 21, Miami 7 vs. Miami, 11/13/17

Carolina 21, Philadelphia 0 @ Philadelphia, 10/21/18

35 (first half), Carolina 42, Tampa Bay 28 vs. Tampa Bay, 11/04/18

Tampa Bay 31, Carolina 17 @ Tampa Bay, 09/20/20

21 (Q2), Carolina 42, Tampa Bay 28 vs. Tampa Bay, 11/04/18

(6, 9, 9, 7 Points), New Orleans 34, Carolina 31 @ New Orleans, 11/24/19

Carolina 20, Detroit 0 vs. Detroit, 11/22/20

* Never Has Happened *

Carolina 29, Indianapolis 26 vs. Indianapolis, 11/02/15

Carolina 23, New Orleans 20 @ New Orleans, 10/26/03

12 pen, Kansas City 33, Carolina 31 @ Kansas City, 11/08/20

* Never Has Happened *

0 to, Carolina 24, Houston 9 @ Houston, 09/23/21

3 td, Minnesota 34, Carolina 28 (8:31) (Shotgun) C.Hubbard left tackle for 2 yards, TOUCHDOWN. (6:56) J.Berry punt is BLOCKED by F.Luvu, Center-A.DePaola, RECOVERED by CAR-K.Robinson at MIN 4, K.Robinson for 4 yards, TOUCHDOWN. (4:46) (Shotgun) S.Darnold pass short middle to R.Anderson for 7 yards, TOUCHDOWN. vs. Minnesota, 10/17/21

TOUCHDOWN ON OFFENSE, DEFENSE AND SPECIAL TEAMS

MADE TWO-POINT CONVERSION

FAILED TWO-POINT CONVERSION

50 POINTS

40 POINTS

OVERTIME WIN

OVERTIME LOSS

OVERTIME TIE

TIE GAME

SCORELESS GAME

20 FIRST-QUARTER POINTS

20 SECOND-QUARTER POINTS

20 THIRD-QUARTER POINTS

20 FOURTH-QUARTER POINTS

30 ONE-HALF POINTS

ZERO POINTS SCORED IN FIRST HALF

SCORED 20+ POINTS IN ONE QUARTER

SCORE TOUCHDOWN IN EACH QUARTER

SHUTOUT AT HOME

SHUTOUT ON THE ROAD

OVERTIME WIN AT HOME

OVERTIME WIN ON THE ROAD

10 PENALTIES

NO PENALTIES

NO TURNOVERS

THREE TOTAL TOUCHDOWNS

ST. (11:37) (No Huddle, Shotgun) M.Sanchez pass short left to J.Matthews for 13 yards, TOUCHDOWN.ST. (11:50) (No Huddle,

Shotgun) M.Sanchez pass short right to J.Matthews for 18 yards, TOUCHDOWN.ST. (11:31) D.Sproles left end for 8 yards, TOUCHDOWN.ST. (7:42) (Shotgun) L.McCoy up the middle for 1 yard, TOUCHDOWN.DEF. (2:21) (Shotgun) C.Newton pass short right intended for J.Avant INTERCEPTED by B.Fletcher at CAR 34, B.Fletcher for 34 yards, TOUCHDOWN.OFF. (3:46) B.Nortman punts 55 yards to PHI 35, Center-J.Janssen, D.Sproles for 65 yards, TOUCHDOWN. @ Philadelphia, 11/10/14

Jalen Hurts: TWO-POINT CONVERSION ATTEMPT. 1-J.Hurts pass to 6-D.Smith is complete. ATTEMPT SUCCEEDS. vs. Philadelphia, 10/10/21

Dalvin Cook/Kirk Cousins: TWO-POINT CONVERSION ATTEMPT. 33-D.Cook rushes right end, ATTEMPT FAILS.TWO-POINT CONVERSION ATTEMPT. 8-K.Cousins pass to 18-J.Jefferson is incomplete. ATTEMPT FAILS. vs. Minnesota, 10/17/21

San Francisco 51, Carolina 13 @ San Francisco, 10/27/19

Tampa Bay 46, Carolina 23 vs. Tampa Bay, 11/15/20

Minnesota 34, Carolina 28 vs. Minnesota, 10/17/21

Carolina 29, Indianapolis 26 vs. Indianapolis, 11/02/15

Cincinnati 37, Carolina 37 @ Cincinnati, 10/12/14

Cincinnati 37, Carolina 37 @ Cincinnati, 10/12/14

* Never Has Happened *

Pittsburgh 21, Carolina 7 @ Pittsburgh, 11/08/18

New Orleans 21, Carolina 3 vs. New Orleans, 12/29/19

Dallas 20, Carolina 0 @ Dallas, 10/03/21

N.Y. Giants 21, Carolina 3 @ N.Y. Giants, 12/20/15

35 (first half), New Orleans 42, Carolina 10 vs. New Orleans, 12/29/19

Carolina 26, New Orleans 7 vs. New Orleans, 09/19/21

20 (Q3), Dallas 36, Carolina 28 @ Dallas, 10/03/21

(7, 9, 10, 7 Points), New Orleans 33, Carolina 7 vs. New Orleans, 01/03/21

Atlanta 41, Carolina 0 vs. Atlanta, 11/24/02

Atlanta 30, Carolina 0 @ Atlanta, 10/20/02

Minnesota 34, Carolina 28 vs. Minnesota, 10/17/21

N.Y. Giants 34, Carolina 28 @ N.Y. Giants, 12/21/08

11 pen, Minnesota 34, Carolina 28 vs. Minnesota, 10/17/21

0 pen, Indianapolis 38, Carolina 6 @ Indianapolis, 12/22/19

0 to, N.Y. Giants 25, Carolina 3 @ N.Y. Giants, 10/24/21

3 td, Green Bay 24, Carolina 16 (9:58) (Shotgun) A.Rodgers pass short right to R.Tonyan for 1 yard, TOUCHDOWN. (14:15) (Shotgun) A.Rodgers scrambles right tackle for 6 yards, TOUCHDOWN. (4:04) A.Jones left tackle for 8 yards, TOUCHDOWN. @ Green Bay, 12/19/20

THE LAST TIME

4 td, Dallas 36, Carolina 28
(2:45) (Shotgun) S.Darnold right guard for 1 yard, TOUCHDOWN.
(7:09) (Shotgun) S.Darnold up the middle for 11 yards, TOUCHDOWN.
(9:05) (Shotgun) S.Darnold pass short left to Dj.Moore for 6 yards, TOUCHDOWN.
(4:36) (Shotgun) S.Darnold pass short middle to Dj.Moore for 8 yards, TOUCHDOWN. @ Dallas, 10/03/21

N.Y. Giants 25, Carolina 3 @ N.Y. Giants, 10/24/21

41:47 TOP, Carolina 10, Atlanta 3 @ Atlanta, 12/24/06

@ Atlanta, 10/31/21

Carolina 20, Detroit 0 vs. Detroit, 11/22/20

3 tds, Christian McCaffrey: (7-Pass Reception, 1-Rushing, 58-Rushing) vs. Tennessee, 11/03/19

4 tds, DeAngelo Williams: (13-Rushing, 5-Rushing, 1-Rushing, 30-Rushing) @ N.Y. Giants, 12/21/08

FOUR TOTAL TOUCHDOWNS

GAME WITHOUT TOUCHDOWNS

OVER 40:00 TIME OF POSSESSION (NON-OT)

NO SACKS/NO INTERCEPTIONS ALLOWED

WON GAME BY 20+ POINTS

THREE TOUCHDOWNS BY A PLAYER

FOUR TOUCHDOWNS BY A PLAYER

4 td, Minnesota 34, Carolina 28
(11:05) K.Cousins pass short left to C.Herdon for 2 yards, TOUCHDOWN. PENALTY on CAR-D.Brown, Unnecessary Roughness, 1 yard, enforced between downs.

(4:06) (Shotgun) M.Cole reported in as eligible. D.Cook right guard to CAR 1 for 15 yards (J.Chinn). Minnesota challenged the short of the goal line ruling, and the play was REVERSED. (Shotgun) M.Cole and M.Cole reported in as eligible. D.Cook right guard for 16 yards, TOUCHDOWN.
(2:30) (Shotgun) K.Cousins pass short right to A.Thielen for 5 yards, TOUCHDOWN.
(5:55) (Shotgun) K.Cousins pass deep left to K.Osborn for 27 yards, TOUCHDOWN. vs. Minnesota, 10/17/21

Carolina 20, Detroit 0 vs. Detroit, 11/22/20

40:08 TOP, Atlanta 30, Carolina 0 @ Atlanta, 10/20/02

vs. Minnesota, 10/17/21

N.Y. Giants 25, Carolina 3 @ N.Y. Giants, 10/24/21

3 tds, Mike Evans: (9-Pass Reception, 2-Pass Reception, 8-Pass Reception) @ Tampa Bay, 10/24/21

4 tds, Aaron Jones: (4-Pass Reception, 1-Pass Reception, 11-Pass Reception, 1-Rushing) @ Green Bay, 09/20/21