

2021



NEW ENGLAND PATRIOTS
GAME RELEASE



NEW ENGLAND PATRIOTS AT HOUSTON TEXANS
REGULAR SEASON WEEK 5



NEW ENGLAND PATRIOTS
GAME RELEASE
REGULAR SEASON WEEK 5
NEW ENGLAND PATRIOTS AT HOUSTON TEXANS



TABLE OF CONTENTS

TEAM INFORMATION

Game Summary	3
Broadcast Information.....	3
Media Schedule	3
2021 Patriots Schedule.....	3
2021 AFC East Standings.....	3
2021 Regular Season Statistics.....	4
2021 Player Participation.....	6
2021 Game-By-Game Starters & Inactives	7
Rosters & Depth Chart	8
Matchup Notes	14
What to Look for This Week	17
Week 4 Recap.....	19

INDIVIDUAL AND TEAM NOTES

Robert Kraft	24
Patriots Team Notes	28
Home Dominance	33
Inside the Numbers	34
Bill Belichick	35
Patriots Offensive Notes	39
Patriots Defensive Notes.....	41
Special Teams Notes.....	45
Patriots Playoff Notes.....	48
Patriots Reference Notes	52
Patriots Football Network	54



NEW ENGLAND PATRIOTS

GAME RELEASE

REGULAR SEASON WEEK 5

NEW ENGLAND PATRIOTS AT HOUSTON TEXANS



MEDIA SCHEDULE

ALL TIMES ARE APPROXIMATE

WEDNESDAY, OCTOBER 6

11:00-11:45 2-3 Patriots Player Interviews
11:45 Bill Belichick in-person interview
12:30 Media access at practice
4:30 Mac Jones plus 2 or 3 players

THURSDAY, OCTOBER 7

11:00-11:45 2-3 Patriots Player Interviews
12:30 Media access at practice
4:30 Patriots player availability

FRIDAY, OCTOBER 8

11:15 Bill Belichick video conference
12:00 Media access at practice
2:00 Patriots player availability

SATURDAY, OCTOBER 9

No Scheduled Media Availability

SUNDAY, OCTOBER 10

Patriots at Texans - 1:00 p.m. ET

2021 PATRIOTS SCHEDULE

REGULAR SEASON (1-3)

Sun., Sept. 12		Miami	16-17	L
Sun., Sept. 19	at	New York Jets	25-6	W
Sun., Sept. 26		New Orleans	13-28	L
Sun., Oct. 3		Tampa Bay	17-19	L
Sun., Oct. 10	at	Houston	1:00 p.m.	CBS
Sun., Oct. 17		Dallas	4:25 p.m.	CBS*
Sun., Oct. 24		New York Jets	1:00 p.m.	CBS*
Sun., Oct. 31	at	L.A. Chargers	4:05 p.m.	CBS*
Sun., Nov. 7	at	Carolina	1:00 p.m.	CBS*
Sun., Nov. 14		Cleveland	1:00 p.m.	CBS*
Thurs., Nov. 18	at	Atlanta	8:20 p.m.	FOX#
Sun., Nov. 28		Tennessee	1:00 p.m.	CBS*
Mon., Dec. 6	at	Buffalo	8:15 p.m.	ESPN
Sun., Dec. 12		BYE WEEK		
Sat./Sun., Dec. 18/19	at	Indianapolis	TBD	TBD
Sun., Dec. 26		Buffalo	1:00 p.m.	CBS*
Sun., Jan. 2		Jacksonville	1:00 p.m.	CBS*
Sun., Jan. 9	at	Miami	1:00 p.m.	CBS*

*Game time and network subject to change
 #NFLN/Amazon

2021 AFC EAST FINAL STANDINGS

TEAM	W	L	T	PCT.	PF	PA
Buffalo Bills	3	1	0	.750	134	44
Miami Dolphins	1	3	0	.250	62	109
NEW ENGLAND	1	3	0	.250	71	70
New York Jets	1	3	0	.250	47	94

GAME SUMMARY

NEW ENGLAND PATRIOTS (1-3) AT HOUSTON TEXANS (1-3)

Sunday, October 10, 2021 • NRG Stadium (71,995) • 1:00 p.m. ET

For the third straight year, the New England Patriots will travel to the Houston Texans, as they begin two consecutive games against Texas teams. The Patriots will host Dallas the following week.

The Patriots will play Houston for the seventh straight season despite not being in the same division. That mark is tied for the second-longest streak of games against a non-division opponent for New England. The Patriots faced Indianapolis for 10 straight seasons (2003-12) and Denver for seven straight seasons (2011-17). The only other non-division teams to meet at least seven consecutive seasons since 2002 were Buffalo and Kansas City, who played eight straight seasons from 2008-15.

BROADCAST INFORMATION

TELEVISION: This week's game will be broadcast by **CBS** and can be seen locally on **WBZ-TV** Channel 4. **Andrew Catalon** will handle play-by-play duties with **James Lofton** as the color analyst. **Amanda Balionis** will work from the sidelines. The game will be produced by **Steve McKee** and directed by **Andy Goldberg**.

LOCAL RADIO: **98.5 The Sports Hub** is the flagship station for the Patriots Radio Network. A complete listing of the network's 35 stations can be found in this press release. Play-by-play broadcaster **Bob Socci** will call the action along with former Patriots quarterback **Scott Zolak**, who will provide color analysis. The games are produced by **Marc Cappello**.

GOOD IN OCTOBER

The Patriots are an NFL-best 65-22 in the month of October since the 2000 season. The Patriots are 29-13 (.690) at home during that time.

MOST WINS IN OCTOBER SINCE 2000

Team	W	L	T	Pct.
New England	65	22	0	.747
Pittsburgh	58	23	0	.716
New Orleans	57	26	0	.687
Indianapolis	50	31	0	.617
Green Bay	49	28	0	.636
Kansas City	49	35	0	.583

WEEK 5 HIGHLIGHTS

PAGE 14: New England Patriots at Houston Texans matchup notes

PAGE 17: What to look for in this week's game

PAGE 21: Projected Contributors

PAGE 28: Patriots 2021 team notes

MEDIA CONTACTS

Stacey James, Vice President of Communications, staceyj@patriots.com, 508-326-6868

Aaron Salkin, Director of Communications, aarons@patriots.com, 508-326-6870

Stephanie Burnham, Communications Coordinator, stephanieb@patriots.com, 508-431-7773

Michael Jurovaty, Corporate Communications Director, mjurovaty@patriots.com, 508-326-6187



2021 REGULAR SEASON OFFENSIVE STATISTICS

WON 1, LOST 3

09/12 L 16-17	Miami	65,878
09/19 W 25-6	at N.Y. Jets	75,626
09/26 L 13-28	New Orleans	65,878
10/03 L 17-19	Tampa Bay	65,878
10/10	at Houston	
10/17	Dallas	
10/24	N.Y. Jets	
10/31	at L.A. Chargers	
11/07	at Carolina	
11/14	Cleveland	
11/18	at Atlanta	
11/28	Tennessee	
12/06	at Buffalo	
12/19	at Indianapolis	
12/26	Buffalo	
01/02	Jacksonville	
01/09	at Miami	

	N.E.	Opp.
TOTAL FIRST DOWNS	77	75
Rushing	20	34
Passing	49	36
Penalty	8	5
3rd Down: Made/Att	23/56	24/56
3rd Down Pct.	41.1	42.9
4th Down: Made/Att	2/3	1/3
4th Down Pct.	66.7	33.3
POSSESSION AVG.	29:28	30:32
TOTAL NET YARDS	1247	1227
Avg. Per Game	311.8	306.8
Total Plays	251	256
Avg. Per Play	5.0	4.8
NET YARDS RUSHING	274	487
Avg. Per Game	68.5	121.8
Total Rushes	79	122
NET YARDS PASSING	973	740
Avg. Per Game	243.3	185.0
Sacked/Yards Lost	10/84	10/69
Gross Yards	1057	809
Att./Completions	162/114	124/70
Completion Pct.	70.4	56.5
Had Intercepted	4	5
PUNTS/AVERAGE	17/46.4	14/46.0
NET PUNTING AVG.	17/39.3	14/36.9
PENALTIES/YARDS	26/245	22/194
FUMBLES/BALL LOST	6/3	0/0
TOUCHDOWNS	6	7
Rushing	2	3
Passing	4	3
Returns	0	1

* SCORE BY PERIODS	Q1	Q2	Q3	Q4	OT	PTS
TEAM	10	23	15	23	0	71
OPPONENTS	17	16	21	16	0	70

* SCORING	TD	Ru	Pa	Rt	K-PAT	FG	S	PTS
Folk	0	0	0	0	5/6	10/11	0	35
Agholor	1	0	1	0			0	6
Bourne	1	0	1	0			0	6
Harris	1	1	0	0			0	6
Henry	1	0	1	0			0	6
J. Smith	1	0	1	0			0	6
White	1	1	0	0			0	6
TEAM	6	2	4	0	5/6	10/11	0	71
OPPONENTS	7	3	3	1	7/7	7/11	0	70

2-Pt Conv: TM 0-0, OPP 0-0
 SACKS: Judon 4.5, Uche 3, Ca. Davis 1,
 Van Noy 1, Wise 0.5, TM 10, OPP 10
 FUM/LOST: M. Jones 2/0, Harris 1/1, J. Smith 1/0, Stevenson 1/1, Taylor 1/1

* PASSING	Att	Cmp	Yds	Cmp%	Yds/Att	TD	TD%	Int	Int%	Long	Sack/Lost	Rating
M. Jones	160	112	1012	70.0	6.33	4	2.5	4	2.5	32	10/84	84.7
Meyers	2	2	45	100.0	22.50	0	0.0	0	0.0	30	0/0	118.8
TEAM	162	114	1057	70.4	6.52	4	2.5	4	2.5	32	10/84	85.9
OPPONENTS	124	70	809	56.5	6.52	3	2.4	5	4.0	36	10/69	67.6

* RUSHING	No.	Yds	Avg	Long	TD
Harris	49	172	3.5	35	1
White	10	38	3.8	10	1
M. Jones	7	27	3.9	12	0
Bourne	1	16	16.0	16	0
J. Smith	1	6	6.0	6	0
Taylor	4	5	1.3	2	0
Agholor	1	4	4.0	4	0
Bolden	5	4	0.8	5	0
Stevenson	1	2	2.0	2	0
TEAM	79	274	3.5	35	2
OPPONENTS	122	487	4.0	21	3

* RECEIVING	No.	Yds	Avg	Long	TD
Meyers	27	246	9.1	27	0
Bourne	14	181	12.9	31	1
Henry	14	141	10.1	32	1
Agholor	13	165	12.7	30	1
J. Smith	13	88	6.8	19	1
White	12	94	7.8	28	0
Bolden	9	74	8.2	15	0
Harris	7	46	6.6	21	0
Taylor	3	3	1.0	4	0
Harry	1	10	10.0	10	0
Stevenson	1	9	9.0	9	0
TEAM	114	1057	9.3	32	4
OPPONENTS	70	809	11.6	36	3

* INTERCEPTIONS	No.	Yds	Avg	Long	TD
J. Jackson	2	1	0.5	1	0
D. McCourty	1	22	22.0	22	0
Phillips	1	1	1.0	1	0
J. Jones	1	0	0.0	0	0
TEAM	5	24	4.8	22	0
OPPONENTS	4	100	25.0	46	1

* PUNTING	No.	Yds	Avg	Net	TB	In	Lg	B
Bailey	16	789	49.3	39.3	3	7	68	1
TEAM	17	789	46.4	39.3	3	7	68	1
OPPONENTS	14	644	46.0	36.9	3	0	56	0

* PUNT RETURNS	Ret	FC	Yds	Avg	Long	TD
Olszewski	8	2	67	8.4	18	0
TEAM	8	2	67	8.4	18	0
OPPONENTS	5	4	61	12.2	25	0

* KICKOFF RETURNS	No.	Yds	Avg	Long	TD
Bolden	2	48	24.0	25	0
D. McCourty	1	18	18.0	18	0
Olszewski	1	17	17.0	17	0
TEAM	4	83	20.8	25	0
OPPONENTS	7	134	19.1	38	0

* FIELD GOALS	1-19	20-29	30-39	40-49	50+
Folk	0/0	4/4	2/2	4/4	0/1
TEAM	0/0	4/4	2/2	4/4	0/1
OPPONENTS	0/0	3/3	1/3	3/3	0/2

Folk: (27G, 42G, 33G) (46G, 49G, 32G, 26G) (45G, 26G)
 (27G, 56N)
 OPP: (48G) (21G, 53N, 35G) (52N, 36N) (29G, 36N, 44G, 27G, 48G)



FUMBLES - LOST (6-3)				
	No.	Lost	Own Rec	O.B.
Jonnu Smith	1	0	1	0
Damien Harris	1	1	0	0
Mac Jones	2	0	0	0
Rhomandre Stevenson	1	1	0	0
David Andrews	0	0	1	0
J.J. Taylor	1	1	0	0
Yasir Durant	0	0	1	0
	6	3	3	0

KEY	
TT -Total Tackles	Int/Yds -Interceptions/Yards Returned
UT -Unassisted Tackles	PD -Passes Defensed
A -Assisted Tackles	FF -Forced Fumbles

BLOCKED KICKS			
	XP	FG	P
Totals			



NEW ENGLAND PATRIOTS 2021 STATS PACK PATRIOTS PARTICIPATION

	Regular Season																					
Player	GP	GS	DNP	INA	MTA	at NYJ	NO	TB	at HOU	DAL	NYJ	LAC	at CAR	CLE	at ATL	TEN	at BUF	at IND	BUF	JAX	at MIA	
Agholor, Nelson	4	4	0	0	WR	WR	WR	WR														
Anderson, Henry	4	0	0	0	sub	sub	sub	sub														
Andrews, David	4	4	0	0	C	C	C	C														
Asiasi, Devin	0	0	0	3	X	X	X	X														
Bailey, Jake	4	0	0	0	sub	sub	sub	sub														
Barmore, Christian	4	0	0	0	sub	sub	sub	sub														
Bentley, Ja'Whaun	3	3	0	1	LB	LB	LB	X														
Bethel, Justin	4	0	0	0	sub	sub	sub	sub														
Bolden, Brandon	4	0	0	0	sub	sub	sub	sub														
Bourne, Kendrick	4	2	0	0	sub	sub	WR	WR														
Bower, Tashawn	1	0	0	0		sub																
Brown, Trent	1	1	0	3	OT	X	X	X														
Bryant, Myles	1	0	0	0	PS	PS	PS	sub														
Cajuste, Yodny	2	0	1	1	X	sub	sub	dnp														
Cardona, Joe	4	0	0	0	sub	sub	sub	sub														
Davis, Carl	4	0	0	0	sub	sub	sub	sub														
Davis, Cody	4	0	0	0	sub	sub	sub	sub														
Dugger, Kyle	4	4	0	0	DB	DB	DB	DB														
Durant, Yasir	4	1	0	0	sub	OT	sub	sub														
Folk, Nick	4	0	0	0	sub	sub	sub	sub														
Godchaux, Davon	4	4	0	0	DT	DT	DT	DT														
Guy, Lawrence	4	4	0	0	DT	DT	DT	DT														
Harris, Damien	4	4	0	0	RB	RB	RB	RB														
Harry, N'Keal	1	0	0	0	IR	IR	IR	sub														
Henry, Hunter	4	3	0	0	TE	TE	sub	TE														
Herron, Justin	4	2	0	0	sub	sub	OT	OT														
Hightower, Dont'a	4	4	0	0	LB	LB	LB	LB														
Hoyer, Brian	0	0	4	0	dnp	dnp	dnp	dnp														
Jackson, J.C.	4	4	0	0	CB	CB	CB	CB														
Johnson, Jakob	4	1	0	0	sub	FB	sub	sub														
Jones, Jonathan	4	0	0	0	sub	sub	sub	sub														
Jones, Mac	4	4	0	0	QB	QB	QB	QB														
Judon, Matt	4	4	0	0	LB	LB	LB	LB														
Karras, Ted	4	0	0	0	sub	sub	sub	sub														
King, Brandon	4	0	0	0	sub	sub	sub	sub														
Langi, Harvey	4	0	0	0	sub	sub	sub	sub														
Mason, Shaq	4	4	0	0	G	G	G	G														
McCourty, Devin	4	4	0	0	S	S	S	S														
Meyers, Jakobi	4	4	0	0	WR	WR	WR	WR														
Mills, Jalen	4	4	0	0	CB	CB	CB	CB														
Nordin, Quinn	0	0	0	1	X	placed on IR																
Olszewski, Gunner	4	0	0	0	sub	sub	sub	sub														
Onwenu, Mike	4	4	0	0	G	G	G	G														
Perkins, Ronnie	0	0	0	4	X	X	X	X														
Phillips, Adrian	4	4	0	0	S	S	S	S														
Slater, Matthew	4	0	0	0	sub	sub	sub	sub														
Smith, Jonnu	4	2	0	0	TE	sub	TE	sub														
Stevenson, Rhamondre	1	0	0	3	sub	X	X	X														
Taylor, J.J.	3	0	0	1	X	sub	sub	sub														
Tavai, Jahlani	2	0	0	0	PS	PS	sub	sub														
Uche, Josh	3	0	0	1	sub	sub	X	sub														
Van Noy, Kyle	3	1	0	1	sub	X	sub	LB														
Wade, Shaun	0	0	0	4	X	X	X	X														
White, James	4	0	0	0	sub	sub	sub	sub														
Williams, Joejuan	4	0	0	0	sub	sub	sub	sub														
Winovich, Chase	4	0	0	0	sub	sub	sub	sub														
Wise Jr., Deatrich	4	4	0	0	DE	DE	DE	DE														
Wynn, Isaiah	4	4	0	0	OT	OT	OT	OT														
Totals	189	88	5	23																		

X - inactive / CAPS - starters / sub - played / dnp - did not play / PS - Practice Squad

KEY:

Not on active roster



NEW ENGLAND PATRIOTS 2021 STATS PACK

GAME-BY-GAME STARTERS

2021 OFFENSIVE STARTERS BY GAME												
Date	Opponent	WR	LT	LG	C	RG	RT	TE	WR	QB	RB	TE
09/12	Miami	Agholor	Wynn	Onwenu	Andrews	Mason	Brown	Henry	Meyers	Jones	Harris	Smith
09/19	at N.Y. Jets	Agholor	Wynn	Onwenu	Andrews	Mason	Durant	Henry	Meyers	Jones	Harris	Johnson (FB)
09/26	New Orleans	Agholor	Wynn	Onwenu	Andrews	Mason	Herron	Smith	Meyers	Jones	Harris	Bourne (WR)
10/03	Tampa Bay	Agholor	Wynn	Onwenu	Andrews	Mason	Herron	Henry	Meyers	Jones	Harris	Bourne (WR)
10/10	at Houston											
10/17	Dallas											
10/24	N.Y. Jets											
10/31	at L.A. Chargers											
11/07	at Carolina											
11/14	Cleveland											
11/18	at Atlanta											
11/28	Tennessee											
12/06	at Buffalo											
12/18 19	at Indianapolis											
12/26	Buffalo											
01/02	Jacksonville											
01/09	at Miami											
2021 DEFENSIVE STARTERS BY GAME												
Date	Opponent	DL	DL	DL	LB	LB	LB	DB	LCB	RCB	S	S
09/12	Miami	Wise	Godchaux	Guy	Judon	Bentley	Hightower	Dugger	Jackson	Mills	Phillips	McCourty
09/19	at N.Y. Jets	Wise	Godchaux	Guy	Judon	Bentley	Hightower	Dugger	Jackson	Mills	Phillips	McCourty
09/26	New Orleans	Wise	Godchaux	Guy	Judon	Bentley	Hightower	Dugger	Jackson	Mills	Phillips	McCourty
10/03	Tampa Bay	Wise	Godchaux	Guy	Judon	Van Noy	Hightower	Dugger	Jackson	Mills	Phillips	McCourty
10/10	at Houston											
10/17	Dallas											
10/24	N.Y. Jets											
10/31	at L.A. Chargers											
11/07	at Carolina											
11/14	Cleveland											
11/18	at Atlanta											
11/28	Tennessee											
12/06	at Buffalo											
12/18 19	at Indianapolis											
12/26	Buffalo											
01/02	Jacksonville											
01/09	at Miami											
2021 GAME-BY-GAME INACTIVES												
Date	Opponent											
09/12	Miami	Asiasi	Cajuste	Perkins	Taylor	Wade	Nordin					
09/19	at N.Y. Jets	Asiasi	Brown	Perkins	Stevenson	Wade	Van Noy					
09/26	New Orleans	Asiasi	Brown	Perkins	Stevenson	Wade	Uche					
10/03	Tampa Bay	Asiasi	Brown	Perkins	Stevenson	Wade	Bentley	Williams				
10/10	at Houston											
10/17	Dallas											
10/24	N.Y. Jets											
10/31	at L.A. Chargers											
11/07	at Carolina											
11/14	Cleveland											
11/18	at Atlanta											
11/28	Tennessee											
12/06	at Buffalo											
12/18 19	at Indianapolis											
12/26	Buffalo											
01/02	Jacksonville											
01/09	at Miami											



2021 NEW ENGLAND PATRIOTS ROSTER

AS OF OCTOBER 5, 2021

ALPHABETICAL ROSTER

#	NAME	POS	HT	WT	BORN	YR	COLLEGE	H.S. HOMETOWN
15	Agholor, Nelson	WR	6-0	198	5/24/1993	7	Southern California	Tampa, Fla.
94	Anderson, Henry	DL	6-6	301	8/3/1991	7	Stanford	Atlanta, Ga.
60	Andrews, David	C	6-3	300	7/10/1992	7	Georgia	Johns Creek, Ga.
86	Asiasi, Devin	TE	6-3	257	8/14/1997	2	UCLA	Shoreview, Calif.
7	Bailey, Jake	P	6-2	205	6/18/1997	3	Stanford	Solana Beach, Calif.
90	Barmore, Christian	DL	6-5	310	7/28/1999	R	Alabama	Philadelphia, Pa.
8	Bentley, Ja'Whaun	LB	6-2	255	8/24/1996	4	Purdue	Glenarden, Md.
29	Bethel, Justin	DB	6-0	200	6/17/1990	10	Presbyterian	Blythewood, S.C.
25	Bolden, Brandon	RB	5-11	220	1/26/1990	9	Mississippi	Baton Rouge, La.
84	Bourne, Kendrick	WR	6-1	190	8/4/1995	5	Eastern Washington	Portland, Ore.
77	Brown, Trent	OL	6-8	380	4/13/1993	7	Florida	Albany, Ga.
72	Cajuste, Yodny	OL	6-5	310	2/21/1996	3	West Virginia	Miami, Fla.
49	Cardona, Joe	LS	6-3	245	4/16/1992	7	Navy	El Cajon, Calif.
98	Davis, Carl	DL	6-5	320	3/2/1992	7	Iowa	Detroit, Mich.
22	Davis, Cody	DB	6-2	203	6/6/1989	9	Texas Tech	Stephenville, Texas
23	Dugger, Kyle	DB	6-2	220	3/22/1996	2	Lenoir-Rhyne	Decatur, Ga.
70	Durant, Yasir	OL	6-7	330	5/21/1998	2	Missouri	Philadelphia, Pa.
6	Folk, Nick	K	6-1	222	11/5/1984	14	Arizona	Sherman Oaks, Calif.
92	Godchaux, Davon	DL	6-3	311	11/11/1994	5	Louisiana State	Plaquemine, La.
93	Guy, Lawrence	DL	6-4	315	3/17/1990	11	Arizona State	Las Vegas, Nev.
37	Harris, Damien	RB	5-11	213	2/11/1997	3	Alabama	Richmond, Ky.
1	Harry, N'Keal	WR	6-4	225	12/17/1997	3	Arizona State	Chandler, Ariz.
85	Henry, Hunter	TE	6-5	250	12/7/1994	6	Arkansas	Little Rock, Ark.
75	Herron, Justin	OL	6-5	305	11/27/1995	2	Wake Forest	Potomac, Md.
54	Hightower, Dont'a	LB	6-3	260	3/12/1990	9	Alabama	Lewisburg, Tenn.
5	Hoyer, Brian	QB	6-2	216	10/13/1985	13	Michigan State	North Olmstead, Ohio
27	Jackson, J.C.	DB	6-1	198	11/17/1995	4	Maryland	Immokalee, Fla.
47	Johnson, Jakob	FB	6-3	255	12/15/1994	3	Tennessee	Stuttgart, Germany
31	Jones, Jonathan	DB	5-10	190	9/20/1993	6	Auburn	Carrollton, Ga.
10	Jones, Mac	QB	6-3	214	9/5/1998	R	Alabama	Jacksonville, Fla.
9	Judon, Matt	LB	6-3	261	8/15/1992	6	Grand Valley State	West Bloomfield, Mich.
67	Karras, Ted	OL	6-4	305	3/15/1993	6	Illinois	Indianapolis, Ind.
36	King, Brandon	LB	6-2	220	6/8/1993	7	Auburn	Alabaster, Ala.
52	Langi, Harvey	LB	6-2	250	9/24/1992	4	Brigham Young	South Jordan, Utah
69	Mason, Shaq	OL	6-1	310	8/28/1993	7	Georgia Tech	Columbia, Tenn.
32	McCourt, Devin	DB	5-10	195	8/13/1987	12	Rutgers	Nyack, N.Y.
16	Meyers, Jakob	WR	6-2	200	11/9/1996	3	North Carolina State	Lithonia, Ga.
2	Mills, Jalen	DB	6-0	191	4/6/1994	6	Louisiana State	Dallas, Texas
80	Olszewski, Gunner	WR	6-0	190	11/26/1996	3	Bemidji State	Alvin, Texas
71	Onwenu, Mike	OL	6-3	350	12/10/1997	2	Michigan	Detroit, Mich.
51	Perkins, Ronnie	LB	6-3	253	9/29/1999	R	Oklahoma	St. Louis Mo.
21	Phillips, Adrian	DB	5-11	210	3/28/1992	8	Texas	Garland, Texas
18	Slater, Matthew	WR	6-0	205	9/9/1985	14	UCLA	Anaheim, Calif.
81	Smith, Jonnu	TE	6-3	248	8/22/1995	5	Florida International	Ocala, Fla.
38	Stevenson, Rhamondre	RB	6-0	246	2/23/1998	R	Oklahoma	Las Vegas, Nev.
42	Taylor, J.J.	RB	5-6	185	1/4/1998	2	Arizona	Corona, Calif.
55	Uche, Josh	LB	6-3	245	9/18/1998	2	Michigan	Miami, Fla.
53	Van Noy, Kyle	LB	6-3	250	3/26/1991	8	Brigham Young	Reno, Nev.
26	Wade, Shaun	CB	6-1	191	9/16/1998	R	Ohio State	Jacksonville, Fla.
33	Williams, Joejuan	CB	6-3	212	12/6/1997	3	Vanderbilt	Nashville, Tenn.
50	Winovich, Chase	DL	6-3	250	4/19/1995	3	Michigan	Jefferson Hills, Pa.
91	Wise Jr., Deatrich	DL	6-5	275	7/26/1994	5	Arkansas	Carrollton, Texas
76	Wynn, Isaiah	OL	6-2	310	12/9/1995	4	Georgia	St. Petersburg, Fla.

NUMERICAL ROSTER

#	NAME	POS
1	N'Keal Harry	WR
2	Jalen Mills	DB
5	Brian Hoyer	QB
6	Nick Folk	K
7	Jake Bailey	P
8	Ja'Whaun Bentley	LB
9	Matt Judon	LB
10	Mac Jones	QB
15	Nelson Agholor	WR
16	Jakobi Meyers	WR
18	Matthew Slater	WR
21	Adrian Phillips	DB
22	Cody Davis	DB
23	Kyle Dugger	DB
25	Brandon Bolden	RB
26	Shaun Wade	CB
27	J.C. Jackson	DB
29	Justin Bethel	DB
31	Jonathan Jones	DB
32	Devin McCourt	DB
33	Joejuan Williams	CB
36	Brandon King	LB
37	Damien Harris	RB
38	Rhamondre Stevenson	RB
42	J.J. Taylor	RB
47	Jakob Johnson	FB
49	Joe Cardona	LS
50	Chase Winovich	DL
51	Ronnie Perkins	LB
52	Harvey Langi	LB
53	Kyle Van Noy	LB
54	Dont'a Hightower	LB
55	Josh Uche	LB
60	David Andrews	C
67	Ted Karras	OL
69	Shaq Mason	OL
70	Yasir Durant	OL
71	Mike Onwenu	OL
72	Yodny Cajuste	OL
75	Justin Herron	OL
76	Isaiah Wynn	OL
77	Trent Brown	OL
80	Gunner Olszewski	WR
81	Jonnu Smith	TE
84	Kendrick Bourne	WR
85	Hunter Henry	TE
86	Devin Asiasi	TE
90	Christian Barmore	DL
91	Deatrich Wise Jr.	DL
92	Davon Godchaux	DL
93	Lawrence Guy	DL
94	Henry Anderson	DL
98	Carl Davis	DL

PRACTICE SQUAD

#	NAME	POS	HT	WT	BORN	YR	COLLEGE	H.S. HOMETOWN
96	Bower, Tashawn	DL	6-5	250	2/18/1995	4	Louisiana State	Kenilworth, N.J.
41	Bryant, Myles	DB	5-9	185	1/2/1998	2	Washington	Pasadena, Calif.
95	Ekual, Daniel	DL	6-3	305	1/13/1994	3	Washington State	Pago Pago, Amer. Samoa
65	Ferentz, James	OL	6-2	300	6/5/1989	6	Iowa	Iowa City, Iowa
14	Gilbert, Garrett	QB	6-4	230	7/1/1991	4	Southern Methodist	Austin, Texas
61	Jackson, Drake	C	6-2	298	12/8/1997	R	Kentucky	Versailles, Ky.
83	LaCrosse, Matt	TE	6-6	255	9/21/1992	5	Illinois	Naperville, Ill.
35	Mason, Ben	FB	6-3	256	5/25/1999	R	Michigan	Newtown, Conn.
97	Murray, Bill	DL	6-4	265	7/3/1997	1	William & Mary	Morristown, N.J.
87	Nixon, Tre	WR	6-2	180	1/26/1998	R	Central Florida	Viera, Fla.
64	Redmond, Alex	OL	6-5	320	1/18/1995	5	UCLA	Cerritos, Calif.
39	Ross, D'Angelo	DB	5-9	190	10/29/1996	2	New Mexico	La Puente, Calif.
68	Sherman, Will	OL	6-4	310	5/27/1999	R	Colorado	Allen, Texas
48	Tavai, Jahlan	LB	6-2	246	9/28/1996	3	Hawaii	Inglewood, Calif.
17	Wilkinson, Kristian	WR	6-1	201	1/10/1997	1	Southeast Missouri St.	Memphis, Tenn.

PRACTICE SQUAD

#	NAME	POS
14	Garrett Gilbert	QB
17	Kristian Wilkerson	WR
35	Ben Mason	FB
39	D'Angelo Ross	DB
41	Myles Bryant	DB
48	Jahlan Tavai	LB
61	Drake Jackson	C
64	Alex Redmond	OL
65	James Ferentz	OL
68	Will Sherman	OL
83	Matt LaCrosse	TE
87	Tre Nixon	WR
95	Daniel Ekual	DL
96	Tashawn Bower	DL
97	Bill Murray	DL

RESERVE/INJURED

#	NAME	POS	HT	WT	BORN	YR	COLLEGE	H.S. HOMETOWN
88	Fumagalli, Troy	TE	6-6	248	2/17/1995	4	Wisconsin	Aurora, Ill.
58	Jennings, Anfernee	LB	6-3	259	5/1/1997	2	Alabama	Dadeville, Ala.
44	Keene, Dalton	TE	6-4	251	4/14/1999	2	Virginia Tech	Littleton, Colo.
46	McMillan, Raekwon	LB	6-2	242	11/17/1995	5	Ohio State	Hinseville, Ga.
3	Nordin, Quinn	K	6-1	196	8/16/1998	R	Michigan	Rockford, Mich.
19	Perry, Malcolm	WR	5-10	190	4/19/1997	2	Navy	Clarksville, Tenn.
28	White, James	RB	5-10	205	2/3/1992	8	Wisconsin	Ft. Lauderdale, Fla.

RESERVE/INJURED

#	NAME	POS
3	Quinn Nordin	K
19	Malcolm Perry	WR
28	James White	TE
44	Dalton Keene	RB
46	Raekwon McMillan	LB
58	Anfernee Jennings	LB
88	Troy Fumagalli	TE

RESERVE/PUP LIST

#	NAME	POS	HT	WT	BORN	YR	COLLEGE	H.S. HOMETOWN
99	Cowart, Byron	DL	6-3	300	5/20/1996	3	Maryland	Tampa, Fla.
24	Gilmore, Stephon	CB	6-1	202	9/19/1990	10	South Carolina	Rock Hill, S.C.
59	Hall, Terez	LB	6-2	235	11/18/1996	2	Missouri	Lithonia, Ga.
4	Stidham, Jarrett	QB	6-3	215	8/8/1996	3	Auburn	Stephenville, Texas

RESERVE/PUP LIST

#	NAME	POS
4	Jarrett Stidham	QB
24	Stephon Gilmore	CB
59	Terez Hall	LB
99	Byron Cowart	DL

RESERVE/NON-FOOTBALL INJURY

#	NAME	POS	HT	WT	BORN	YR	COLLEGE	H.S. HOMETOWN
34	Bledsoe, Joshua	S	5-11	201	12/30/1998	R	Missouri	Houston, Texas
45	McGrone, Cameron	LB	6-1	236	6/22/2000	R	Michigan	Indianapolis, Ind.

RESERVE/NON-FOOTBALL INJURY

#	NAME	POS
34	Joshuah Bledsoe	S
45	Cameron McGrone	LB

HEAD COACH: BILL BELICHICK

ASSISTANTS: Cam Achord, Special Teams Coordinator; Brian Belichick, Safeties; Steve Belichick, Outside Linebackers; Carmen Bricillo, Offensive Line; Troy Brown, Wide Receivers/Kick Returners; Moses Cabrera, Head Strength and Conditioning; Nick Caley, Tight Ends/Fullbacks; DeMarcus Covington, Defensive Line; Ross Douglas, NFL Coaching Fellowship/Defense; Ivan Fears, Running Backs; Bo Hardegree, Quality Control/Quarterbacks; Joe Houston, Special Teams Assistant; Tyler Hughes, Offensive Assistant; Mick Lombardi, Wide Receivers; Deron Mayo, Strength and Conditioning Assistant; Jerod Mayo, Inside Linebackers; Josh McDaniels, Offensive Coordinator/Quarterbacks; Mike Pellegrino, Cornerbacks; Cole Popovich, Offensive Line; Evan Rothstein, Research and Analysis/Coaching; Vinnie Sunseri, Running Backs; Billy Yates, Assistant Offensive Line; Matt Patricia, Senior Football Advisor.

2021 NUMERICAL ROSTER

October 5, 2021

#	NAME	POS	HT	WT	AGE	YR	COLLEGE	HOW ACQ.
1	N'Keal Harry	WR	6-4	225	23	3	Arizona State	D1-19
2	Jalen Mills	DB	6-0	191	27	6	Louisiana State	UFA (PHI)-21
5	Brian Hoyer	QB	6-2	216	35	13	Michigan State	FA-21
6	Nick Folk	K	6-1	222	36	14	Arizona	FA-20
7	Jake Bailey	P	6-2	205	24	3	Stanford	D5b-19
8	Ja'Whaun Bentley	LB	6-2	255	25	4	Purdue	D5-18
9	Matt Judon	LB	6-3	261	29	6	Grand Valley State	UFA (BAL)-21
10	Mac Jones	QB	6-3	214	23	R	Alabama	D1-21
15	Nelson Agholor	WR	6-0	198	28	7	Southern California	UFA (LV)-21
16	Jakobi Meyers	WR	6-2	200	24	3	North Carolina State	FA-19
18	Matthew Slater	WR	6-0	205	36	14	UCLA	D5-08
21	Adrian Phillips	DB	5-11	210	29	8	Texas	UFA (LAC)-20
22	Cody Davis	DB	6-2	203	32	9	Texas Tech	UFA (JAX)-20
23	Kyle Dugger	DB	6-2	220	25	2	Lenoir-Rhyne	D2a-20
25	Brandon Bolden	RB	5-11	220	31	9	Mississippi	UFA (MIA)-19
26	Shaun Wade	CB	6-1	191	23	R	Ohio State	TR (BAL)-21
27	J.C. Jackson	DB	6-1	198	25	4	Maryland	FA-18
29	Justin Bethel	DB	6-0	200	31	10	Presbyterian	FA-19
31	Jonathan Jones	DB	5-10	190	28	6	Auburn	FA-16
32	Devin McCourty	DB	5-10	195	34	12	Rutgers	D1-10
33	Joejuan Williams	CB	6-3	212	23	3	Vanderbilt	D2-19
36	Brandon King	LB	6-2	220	28	7	Auburn	FA-15
37	Damien Harris	RB	5-11	213	24	3	Alabama	D3b-19
38	Rhamondre Stevenson	RB	6-0	246	23	R	Oklahoma	D4-21
42	J.J. Taylor	RB	5-6	185	23	2	Arizona	FA-20
47	Jakob Johnson	FB	6-3	255	26	3	Tennessee	FA-19
49	Joe Cardona	LS	6-3	245	29	7	Navy	D5-15
50	Chase Winovich	DL	6-3	250	26	3	Michigan	D3a-19
51	Ronnie Perkins	LB	6-3	253	22	R	Oklahoma	D3-21
52	Harvey Langi	LB	6-2	250	29	4	Brigham Young	FA-21
53	Kyle Van Noy	LB	6-3	250	30	8	Brigham Young	FA-21
54	Dont'a Hightower	LB	6-3	260	31	9	Alabama	D1b-12
55	Josh Uche	LB	6-3	245	23	2	Michigan	D2b-20
60	David Andrews	C	6-3	300	29	7	Georgia	FA-15
67	Ted Karras	OL	6-4	305	28	6	Illinois	UFA (MIA)-21
69	Shaq Mason	OL	6-1	310	28	7	Georgia Tech	D4c-15
70	Yasir Durant	OL	6-7	330	23	2	Missouri	TR (KC)-21
71	Mike Onwenu	OL	6-3	350	23	2	Michigan	D6a-20
72	Yodny Cajuste	OL	6-5	310	25	3	West Virginia	D3c-19
75	Justin Herron	OL	6-5	305	25	2	Wake Forest	D6b-20
76	Isaiah Wynn	OL	6-2	310	25	4	Georgia	D1a-18
77	Trent Brown	OL	6-8	380	28	7	Florida	TR (LV)-21
80	Gunner Olszewski	WR	6-0	190	24	3	Bemidji State	FA-19
81	Jonnu Smith	TE	6-3	248	26	5	Florida International	UFA (TEN)-21
84	Kendrick Bourne	WR	6-1	190	26	5	Eastern Washington	UFA (SF)-21
85	Hunter Henry	TE	6-5	250	26	6	Arkansas	UFA (LAC)-21
86	Devin Asiasi	TE	6-3	257	24	2	UCLA	D3b-20
90	Christian Barmore	DL	6-5	310	22	R	Alabama	D2-21
91	Deatrich Wise Jr.	DL	6-5	275	27	5	Arkansas	D4-17
92	Davon Godchaux	DL	6-3	311	26	5	Louisiana State	UFA (MIA)-21
93	Lawrence Guy	DL	6-4	315	31	11	Arizona State	UFA (BAL)-17
94	Henry Anderson	DL	6-6	301	30	7	Stanford	FA-21
98	Carl Davis	DL	6-5	320	29	7	Iowa	FA-20

PRACTICE SQUAD

#	NAME	POS	HT	WT	AGE	YR	COLLEGE	HOW ACQ.
14	Garrett Gilbert	QB	6-4	228	30	4	Southern Methodist	FA-21
17	Kristian Wilkerson	WR	6-1	201	24	1	Southeast Missouri State	FA-20
35	Ben Mason	FB	6-3	256	22	R	Michigan	FA-21
39	D'Angelo Ross	DB	5-9	190	24	2	New Mexico	FA-19
41	Myles Bryant	DB	5-9	185	23	2	Washington	FA-20
48	Jahlani Tavai	LB	6-2	246	25	3	Hawaii	FA-21
61	Drake Jackson	C	6-2	298	23	R	Kentucky	FA-21
64	Alex Redmond	OL	6-5	320	26	5	UCLA	FA-21
65	James Ferentz	OL	6-2	300	32	6	Iowa	FA-17
68	Will Sherman	OL	6-4	310	22	R	Colorado	D6b-21
83	Matt LaCosse	TE	6-6	255	29	5	Illinois	FA-19
87	Tre Nixon	WR	6-2	180	23	R	Central Florida	D7-21
95	Daniel Ekuale	DL	6-3	305	27	3	Washington State	FA-21
96	Tashawn Bower	DL	6-5	250	26	4	Louisiana State	FA-19
97	Bill Murray	DL	6-4	265	24	1	William & Mary	FA-20

RESERVE/INJURED

#	NAME	POS	HT	WT	AGE	YR	COLLEGE	DATE
3	Quinn Nordin	K	6-1	196	23	R	Michigan	(9/18/2021)
19	Malcolm Perry	WR	5-10	190	24	2	Navy	(9/11/2021)
28	James White	RB	5-10	205	29	8	Wisconsin	(10/1/2021)
44	Dalton Keene	TE	6-4	251	22	2	Virginia Tech	(8/7/2021)
46	Raekwon McMillan	LB	6-2	242	25	5	Ohio State	(8/7/2021)
58	Anfernee Jennings	LB	6-3	259	24	2	Alabama	(8/31/2021)
88	Troy Fumagalli	TE	6-6	248	26	4	Wisconsin	(8/18/2021)

RESERVE/PUP LIST

#	NAME	POS	HT	WT	AGE	YR	COLLEGE	HOW ACQ.
4	Jarrett Stidham	QB	6-3	215	25	3	Auburn	D4b-19
24	Stephon Gilmore	CB	6-1	202	31	10	South Carolina	UFA (BUF)-17
59	Terez Hall	LB	6-2	235	24	2	Missouri	FA-19
99	Byron Cowart	DL	6-3	300	25	3	Maryland	D5a-19

RESERVE/NON FOOTBALL INJURY

#	NAME	POS	HT	WT	AGE	YR	COLLEGE	HOW ACQ.
34	Joshuah Bledsoe	S	5-11	201	22	R	Missouri	D6a-21
45	Cameron McGrone	LB	6-1	236	21	R	Michigan	D5-21



2021 POSITIONAL ROSTER

October 5, 2021								
DEFENSE (25)								
#	NAME	POS	HT	WT	BORN	YR	COLLEGE	H.S. HOMETOWN
DEFENSIVE LINE (7)								
94	Anderson, Henry	DL	6-6	301	8/3/1991	7	Stanford	Atlanta, Ga.
90	Barmore, Christian	DL	6-5	310	7/28/1999	R	Alabama	Philadelphia, Pa.
98	Davis, Carl	DL	6-5	320	3/2/1992	7	Iowa	Detroit, Mich.
92	Godchaux, Davon	DL	6-3	311	11/11/1994	5	Louisiana State	Plaquemine, La.
93	Guy, Lawrence	DL	6-4	315	3/17/1990	11	Arizona State	Las Vegas, Nev.
50	Winovich, Chase	DL	6-3	250	4/19/1995	3	Michigan	Jefferson Hills, Pa.
91	Wise Jr., Deatrich	DL	6-5	275	7/26/1994	5	Arkansas	Carrollton, Texas
LINEBACKER (8)								
8	Bentley, Ja'Whaun	LB	6-2	255	8/24/1996	4	Purdue	Glenarden, Md.
54	Hightower, Dont'a	LB	6-3	260	3/12/1990	9	Alabama	Lewisburg, Tenn.
9	Judon, Matt	LB	6-3	261	8/15/1992	6	Grand Valley State	West Bloomfield, Mich.
36	King, Brandon	LB	6-2	220	6/8/1993	7	Auburn	Alabaster, Ala.
52	Langi, Harvey	LB	6-2	250	9/24/1992	4	Brigham Young	South Jordan, Utah
51	Perkins, Ronnie	LB	6-3	253	9/29/1999	R	Oklahoma	St. Louis, Mo.
55	Uche, Josh	LB	6-3	245	9/18/1998	2	Michigan	Miami, Fla.
53	Van Noy, Kyle	LB	6-3	250	3/26/1991	8	Brigham Young	Reno, Nev.
DEFENSIVE BACK (10)								
29	Bethel, Justin	DB	6-0	200	6/17/1990	10	Presbyterian	Blythewood, S.C.
22	Davis, Cody	DB	6-2	203	6/6/1989	9	Texas Tech	Stephenville, Texas
23	Dugger, Kyle	DB	6-2	220	3/22/1996	2	Lenoir-Rhyne	Decatur, Ga.
27	Jackson, J.C.	DB	6-1	198	11/17/1995	4	Maryland	Immokalee, Fla.
31	Jones, Jonathan	DB	5-10	190	9/20/1993	6	Auburn	Carrollton, Ga.
32	McCourty, Devin	DB	5-10	195	8/13/1987	12	Rutgers	Nyack, N.Y.
2	Mills, Jalen	DB	6-0	191	4/6/1994	6	Louisiana State	Dallas, Texas
21	Phillips, Adrian	DB	5-11	210	3/28/1992	8	Texas	Garland, Texas
26	Wade, Shaun	CB	6-1	191	9/16/1998	R	Ohio State	Jacksonville, Fla.
33	Williams, Joejuan	CB	6-3	212	12/6/1997	3	Vanderbilt	Nashville, Tenn.
OFFENSE (25)								
#	NAME	POS	HT	WT	BORN	YR	COLLEGE	H.S. HOMETOWN
OFFENSIVE LINE (9)								
60	Andrews, David	C	6-3	300	7/10/1992	7	Georgia	Johns Creek, Ga.
77	Brown, Trent	OL	6-8	380	4/13/1993	7	Florida	Albany, Ga.
72	Cajuste, Yodny	OL	6-5	310	2/21/1996	3	West Virginia	Miami, Fla.
70	Durant, Yasir	OL	6-7	330	5/21/1998	2	Missouri	Philadelphia, Pa.
75	Herron, Justin	OL	6-5	305	11/27/1995	2	Wake Forest	Potomac, Md.
67	Karras, Ted	OL	6-4	305	3/15/1993	6	Illinois	Indianapolis, Ind.
69	Mason, Shaq	OL	6-1	310	8/28/1993	7	Georgia Tech	Columbia, Tenn.
71	Onwenu, Mike	OL	6-3	350	12/10/1997	2	Michigan	Detroit, Mich.
76	Wynn, Isaiah	OL	6-2	310	12/9/1995	4	Georgia	St. Petersburg, Fla.
QUARTERBACK (2)								
5	Hoyer, Brian	QB	6-2	216	10/13/1985	13	Michigan State	North Olmsted, Ohio
10	Jones, Mac	QB	6-3	214	9/5/1998	R	Alabama	Jackconville, Fla.
WIDE RECEIVER (6)								
15	Agholor, Nelson	WR	6-0	198	5/24/1993	7	Southern California	Tampa, Fla.
84	Bourne, Kendrick	WR	6-1	190	8/4/1995	5	Eastern Washington	Portland, Ore.
1	Harry, N'Keal	WR	6-4	225	12/17/1997	3	Arizona State	Chandler, Ariz.
16	Meyers, Jakobi	WR	6-2	200	11/9/1996	3	North Carolina State	Lithonia, Ga.
80	Olsewski, Gunner	WR	6-0	190	11/26/1996	3	Bemidji State	Alvin, Texas
18	Slater, Matthew	WR	6-0	205	9/9/1985	14	UCLA	Anaheim, Calif.
RUNNING BACK (5)								
25	Bolden, Brandon	RB	5-11	220	1/26/1990	9	Mississippi	Baton Rouge, La.
37	Harris, Damien	RB	5-11	213	2/11/1997	3	Alabama	Richmond, Ky.
47	Johnson, Jakob	FB	6-3	255	12/15/1994	3	Tennessee	Stuttgart, Germany
38	Stevenson, Rhamondre	RB	6-0	246	2/23/1998	R	Oklahoma	Las Vegas, Nev.
42	Taylor, J.J.	RB	5-6	185	1/4/1998	2	Airozna	Corono, Calif.
TIGHT END (3)								
86	Asiasi, Devin	TE	6-3	257	8/14/1997	2	UCLA	Shoreview, Calif.
85	Henry, Hunter	TE	6-5	250	12/7/1994	4	Arkansas	Little Rock, Ark.
81	Smith, Jonnu	TE	6-3	248	8/22/1995	5	Florida International	Ocala, Fla.
SPECIALISTS (3)								
#	NAME	POS	HT	WT	BORN	YR	COLLEGE	H.S. HOMETOWN
SPECIALISTS (3)								
7	Bailey, Jake	P	6-2	205	6/18/1997	3	Stanford	Solana Beach, Calif.
49	Cardona, Joe	LS	6-3	245	4/16/1992	7	Navy	El Cajon, Calif.
6	Folk, Nick	K	6-1	222	11/5/1984	14	Arizona	Sherman Oaks, Calif.
RESERVE/INJURED (7)								
#	NAME	POS	HT	WT	BORN	YR	COLLEGE	H.S. HOMETOWN
RESERVE/INJURED (7)								
88	Fumagalli, Troy	TE	6-6	248	2/17/1995	4	Wisconsin	Aurora, Ill.
58	Jennings, Anfernee	LB	6-3	259	5/1/1997	2	Alabama	Dadeville, Ala.
44	Keene, Dalton	TE	6-4	251	4/14/1999	2	Virginia Tech	Littleton, Colo.
46	McMillan, Raekwon	LB	6-2	242	11/17/1995	5	Ohio State	Hinseville, Ga.
3	Nordin, Quinn	K	6-1	196	8/16/1998	R	Michigan	Rockford, Mich.
19	Perry, Malcolm	WR	5-10	190	4/19/1997	2	Navy	Clarsville, Tenn.
28	White, James	RB	5-10	205	2/3/1992	8	Wisconsin	Ft. Lauderdale, Fla.
RESERVE/PUP LIST (4)								
#	NAME	POS	HT	WT	BORN	YR	COLLEGE	H.S. HOMETOWN
RESERVE/PUP LIST (4)								
99	Cowart, Byron	DL	6-3	300	5/20/1996	3	Maryland	Tampa, Fla.
24	Gilmore, Stephon	CB	6-1	202	9/19/1990	10	South Carolina	Rock Hill, S.C.
59	Hall, Terez	LB	6-2	235	11/18/1996	2	Missouri	Lithonia, Ga.
4	Stidham, Jarrett	QB	6-3	215	8/8/1996	3	Auburn	Stephenville, Texas
RESERVE/NON-FOOTBALL INJURY (2)								
#	NAME	POS	HT	WT	BORN	YR	COLLEGE	H.S. HOMETOWN
RESERVE/NFI (2)								
34	Bledsoe, Joshuah	S	5-11	201	12/30/1998	R	Missouri	Houston, Texas
45	McGrone, Cameron	LB	6-1	236	6/22/2000	R	Michigan	Indianapolis, Ind.



HOW THE PATRIOTS WERE BUILT

UPDATED: October 5, 2021

YEAR	DRAFTEES (23)	VETERAN FREE AGENTS (19)	WAIVERS (0) / TRADES (3)	ROOKIE AND FIRST-YEAR FREE AGENTS (8)
2008	Matthew Slater (5)			
2010	Devin McCourty (1)			
2012	Dont'a Hightower (1b)			
2015	Shaq Mason (4c) Joe Cardona (5)			David Andrews (fa) Brandon King (fa)
2016				Jonathan Jones (fa)
2017	Deatrich Wise Jr. (4)	Lawrence Guy (7) (GB)		
2018	Isaiah Wynn (1a) Ja'Whaun Bentley (5)			J.C. Jackson (fa)
2019	N'Keal Harry (1) Joejuan Williams (2) Chase Winovich (3a) Damien Harris (3b) Yodny Cajuste (3c) Jake Bailey (5b)	Justin Bethel (6) (ARI) Brandon Bolden (fa) (NE)		Jakob Johnson (fa) Jakobi Meyers (fa) Gunner Olszewski (fa)
2020	Kyle Dugger (2a) Josh Uche (2b) Devin Asiasi (3b) Mike Onwenu (6a) Justin Herron (6b)	Carl Davis (3) (BAL) Cody Davis (fa) (STL) Nick Folk (6) (DAL) Brian Hoyer (fa) (NE) Adrian Phillips (fa) (SD)		J.J. Taylor (fa)
2021	Mac Jones (1) Christian Barmore (2) Ronnie Perkins (3) Rhamondre Stevenson (4)	Nelson Agholor (1) (PHI) Henry Anderson (3) (IND) Kendrick Bourne (fa) (SF) Davon Godchaux (5) (MIA) Hunter Henry (2) (LAC) Matt Judon (5) (BAL) Ted Karras (6) (NE) Harvey Langi (fa) (NE) Jalen Mills (7) (PHI) Jonnu Smith (3) (TEN) Kyle Van Noy (2) (DET)	Trent Brown (7) (tr-LV) Yasir Durant (fa) (tr-KC) Shaun Wade (5) (tr-BAL)	

NOTE: Team in parenthesis is the player's original team

(#) – indicates round drafted

(fa) – indicates non-drafted free agents

RESERVE/PUP LIST

Byron Cowart (5a)
Stephon Gilmore (1) (BUF)
Terez Hall (fa)
Jarrett Stidham (4b)

RESERVE/NFI LIST

Cameron McGrone (5)
Joshuah Bledsoe (6a)

RESERVE/INJURED

Troy Fumagalli (5) (DEN)
N'Keal Harry (1)
Anfernee Jennings (3a)
Dalton Keene (3c)
Raekwon McMillan (2) (MIA)
Quinn Nordin (fa)
Malcolm Perry (7) CW (MIA)
James White (4b)



UNOFFICIAL DEPTH CHART

Unofficial depth chart compiled by Patriots Media Relations

OFFENSE

WR:	15 Nelson Agholor	80 Gunner Olszewski	18 Matthew Slater
LT:	76 Isaiah Wynn	72 Yodny Cajuste	
LG:	71 Mike Onwenu	67 Ted Karras	
C:	60 David Andrews	67 Ted Karras	
RG:	69 Shaq Mason	70 Yasir Durant	
RT:	77 Trent Brown	75 Justin Herron	70 Yasir Durant
TE:	85 Hunter Henry 81 Jonnu Smith	86 Devin Asiasi	
WR:	16 Jakobi Meyers	84 Kendrick Bourne	15 N'Keal Harry
QB:	10 <u>Mac Jones</u>	5 Brian Hoyer	
RB:	37 Damien Harris	42 J.J. Taylor	25 Brandon Bolden
RB:	47 Jakob Johnson (FB)	38 <u>Rhamondre Stevenson</u>	

DEFENSE

LE:	91 Deatrich Wise Jr.	50 Chase Winovich	
DL:	93 Lawrence Guy	90 <u>Christian Barmore</u>	
DL:	92 Davon Godchaux	98 Carl Davis	
RE:	94 Henry Anderson	50 Chase Winovich	
LB:	9 Matt Judon	51 <u>Ronnie Perkins</u>	36 Brandon King
LB:	54 Dont'a Hightower	8 Ja'Whaun Bentley	
LB:	53 Kyle Van Noy	55 Josh Uche	52 Harvey Langi
LCB:	27 J.C. Jackson	31 Jonathan Jones	26 <u>Shaun Wade</u>
RCB:	2 Jalen Mills	33 Joejuan Williams	
S:	21 Adrian Phillips	23 Kyle Dugger	
S:	32 Devin McCourty	29 Justin Bethel	22 Cody Davis

SPECIAL TEAMS

K:	6 Nick Folk	7 Jake Bailey	
P:	7 Jake Bailey	6 Nick Folk	
H:	7 Jake Bailey	80 Gunner Olszewski	
PR:	80 Gunner Olszewski	42 J.J. Taylor	
KR:	80 Gunner Olszewski	25 Brandon Bolden	42 J.J. Taylor
LS:	49 Joe Cardona		

PRONUNCIATION GUIDE

Nelson Agholor	AGG-uh-lore	Ted Karras	CARE-us
Devin Asiasi	AH-see AH-see	Harvey Langi	laun-GEE
Ja'Whaun Bentley	ja-WHAN	Jalen Mills	JAY-lin
Yodny Cajuste	YAH-nee kuh-JUST	Gunner Olszewski	O-sheh-ski
Joe Cardona	car-DOAN-a	Mike Onwenu	oh-WHEN-new
Yasir Durant	YAH-seer	Jonnu Smith	JAH-new
Davon Godchaux	duh-VAHN-GOD-chaw	Rhamondre Stevenson	ruh-MON-dray
Damien Harris	day-MEE-en	Josh Uche	OO-chay
N'Keal Harry	nuh-KEEL	Joejuan Williams	joe-WAHN
Justin Herron	her-RON	Chase Winovich	WIN-o-vich
Dont'a Hightower	don-TAY	Deatrich Wise Jr.	DEE-tritch
Jakob Johnson	YAH-kob	Isaiah Wynn	eye-ZAY-ah WIN
Matt Judon	JOO-don		



2021 TRANSACTIONS

UPDATED: OCTOBER 5, 2021

JANUARY 2021

1/4/2021	Aguayo, Roberto	Signed to a future contract
1/4/2021	Dolegala, Jake	Signed to a future contract
1/4/2021	Murray, Bill	Signed to a future contract
1/4/2021	Reynolds, Ross	Signed to a future contract
1/4/2021	Rohrwasser, Justin	Signed to a future contract
1/4/2021	Ross, D'Angelo	Signed to a future contract
1/4/2021	Smith, Devin	Signed to a future contract
1/4/2021	Thurman, Nick	Signed to a future contract
1/4/2021	Wilkinson, Kristian	Signed to a future contract
1/4/2021	Zuber, Isaiah	Signed to a future contract
1/6/2021	Pinckney, Michael	Signed to a future contract

MARCH 2021

3/18/2021	Brown, Trent	Acquired via Trade (Las Vegas)
3/18/2021	Cannon, Marcus	Traded to Houston
3/18/2021	Allen, Beau	Released
3/18/2021	Lee, Marqise	Released
3/18/2021	Izzo, Ryan	Traded to Houston
3/19/2021	Adams, Montravius	Signed
3/19/2021	Agholor, Nelson	Signed
3/19/2021	Anderson, Henry	Signed
3/19/2021	Bourne, Kendrick	Signed
3/19/2021	Henry, Hunter	Signed
3/19/2021	Judon, Matt	Signed
3/19/2021	Karras, Ted	Signed
3/19/2021	McMillan, Raekwon	Signed
3/19/2021	Mills, Jalen	Signed
3/19/2021	Smith, Jonnu	Signed
3/19/2021	Van Noy, Kyle	Signed
3/19/2021	Davis, Cody	Re-signed
3/19/2021	Wise Jr., Deatrich	Re-signed
3/22/2021	Chung, Patrick	Placed on Reserve/Retired List
3/22/2021	Andrews, David	Re-signed
3/23/2021	Folk, Nick	Re-signed
3/23/2021	Godchaux, Davon	Signed
3/23/2021	Maluia, Cassh	Released
3/23/2021	Pinckney, Michael	Released
3/23/2021	Rohrwasser, Justin	Released
3/24/2021	Reynolds, LaRoy	Signed
3/25/2021	Johnson, Jakob	Re-signed
3/25/2021	White, James	Re-signed
3/30/2021	Guy, Lawrence	Re-signed

APRIL 2021

4/7/2021	Woodard, Dustin	Reinstated from Reserve/Retired
4/9/2021	Reynolds, Ross	Released
4/12/2021	Edelman, Julian	Retired
4/12/2021	Barnett, Michael	Released
4/16/2021	Jackson, J.C.	Re-signed
4/16/2021	Woodard, Dustin	Released
4/29/2021	Jones, Mac	Drafted
4/30/2021	Dolegala, Jake	Released
4/30/2021	Barmore, Christian	Drafted
4/30/2021	Perkins, Ronnie	Drafted

MAY 2021

5/1/2021	Stevenson, Rhamondre	Drafted
5/1/2021	McGrone, Cameron	Drafted
5/1/2021	Bledsoe, Joshua	Drafted
5/1/2021	Sherman, Will	Drafted
5/1/2021	Nixon, Tre	Drafted
5/6/2021	Nordin, Quinn	Signed
5/10/2021	Langi, Harvey	Signed
5/11/2021	Sherman, Will	Signed/Draft Choice
5/11/2021	Nixon, Tre	Signed/Draft Choice
5/14/2021	McGrone, Cameron	Signed/Draft Choice
5/17/2021	Ferentz, James	Signed
5/17/2021	Redmond, Alex	Signed
5/18/2021	Hoyer, Brian	Signed
5/18/2021	Bledsoe, Joshua	Signed/Draft Choice
5/18/2021	Toran, Najee	Released
5/19/2021	Stevenson, Rhamondre	Signed/Draft Choice
5/20/2021	Farnsworth, Wes	Signed
5/21/2021	Colbert, Adrian	Signed
5/21/2021	Gaffney, Tyler	Signed
5/27/2021	Fumagalli, Troy	Signed
5/27/2021	Reynolds, LaRoy	Released
5/27/2021	Vitale, Danny	Released

JUNE 2021

6/4/2021	Hall, Marvin	Signed
6/17/2021	Aguayo, Roberto	Released
6/17/2021	Farnsworth, Wes	Released
6/17/2021	Prince, R.J.	Signed
6/21/2021	Ross, Devin	Signed

JULY 2021

7/6/2021	Jones, Mac	Signed/Draft Choice
7/20/2021	Perkins, Ronnie	Signed/Draft Choice
7/21/2021	Barmore, Christian	Signed/Draft Choice
7/23/2021	Wells, David	Signed
7/27/2021	Smith, Devin	Released
7/29/2021	Dolegala, Jake	Claimed off Waivers (GB)
7/30/2021	Hawkins, Jerald	Signed

AUGUST 2021

8/7/2021	Maluia, Cassh	Signed
8/7/2021	Keene, Dalton	Placed on Reserve/Injured
8/7/2021	McMillan, Raekwon	Placed on Reserve/Injured
8/9/2021	Dolegala, Jake	Released

AUGUST 2021

8/9/2021	Khoury, Brian	Signed
8/10/2021	Gant, Malik	Signed
8/10/2021	Gaffney, Tyler	Released
8/15/2021	Berry, Rashod	Released
8/15/2021	Hawkins, Jerald	Released
8/15/2021	Wells, David	Released
8/17/2021	Hall, Marvin	Placed on Reserve/Injured
8/18/2021	Fumagalli, Troy	Placed on Reserve/Injured
8/24/2021	Gant, Malik	Released
8/24/2021	Khoury, Brian	Released
8/24/2021	Maluia, Cassh	Released
8/24/2021	Prince, R.J.	Released
8/24/2021	Ross, Devin	Released
8/24/2021	Martin, Marcus	Released
8/24/2021	Warring, Kahale	Claimed off Waivers (Houston)
8/25/2021	Michel, Sony	Traded to LA Rams
8/25/2021	Hall, Marvin	Waived from Reserve/Injured
8/26/2021	Wade, Shaun	Acquired via Trade (Baltimore)
8/27/2021	Warring, Kahale	Released
8/31/2021	Adams, Montravius	Released
8/31/2021	Bower, Tashawn	Released
8/31/2021	Bryant, Myles	Released
8/31/2021	Colbert, Adrian	Released
8/31/2021	Cunningham, Korey	Released
8/31/2021	Ferentz, James	Released
8/31/2021	Folk, Nick	Released
8/31/2021	Hoyer, Brian	Released
8/31/2021	Jackson, Michael	Released
8/31/2021	LaCrosse, Matt	Released
8/31/2021	Murray, Bill	Released
8/31/2021	Newton, Cam	Released
8/31/2021	Nixon, Tre	Released
8/31/2021	Redmond, Alex	Released
8/31/2021	Ross, D'Angelo	Released
8/31/2021	Sherman, Will	Released
8/31/2021	Spence, Akeem	Released
8/31/2021	Thurman, Nick	Released
8/31/2021	Virgin, Dee	Released
8/31/2021	Wilkinson, Kristian	Released
8/31/2021	Zuber, Isaiah	Released
8/31/2021	Cowart, Byron	Placed on Reserve/PUP List
8/31/2021	Gilmore, Stephon	Placed on Reserve/PUP List
8/31/2021	Hall, Terez	Placed on Reserve/PUP List
8/31/2021	Stidham, Jarrett	Placed on Reserve/PUP List
8/31/2021	Jennings, Anfernee	Placed on Reserve/Injured
8/31/2021	Bledsoe, Joshua	Placed Reserve/NFI List
8/31/2021	McGrone, Cameron	Placed on Reserve/NFI List
8/31/2021	Durant, Yasir	Acquired via Trade (KC)

SEPTEMBER 2021

9/1/2021	Thurman, Nick	Placed on Reserve/Injured
9/1/2021	Bower, Tashawn	Signed to the practice squad
9/1/2021	Bryant, Myles	Signed to the practice squad
9/1/2021	Ferentz, James	Signed to the practice squad
9/1/2021	Folk, Nick	Signed to the practice squad
9/1/2021	Hoyer, Brian	Signed to the practice squad
9/1/2021	LaCrosse, Matt	Signed to the practice squad
9/1/2021	Murray, Bill	Signed to the practice squad
9/1/2021	Nixon, Tre	Signed to the practice squad
9/1/2021	Redmond, Alex	Signed to the practice squad
9/1/2021	Ross, D'Angelo	Signed to the practice squad
9/1/2021	Sherman, Will	Signed to the practice squad
9/1/2021	Wilkinson, Kristian	Signed to the practice squad
9/2/2021	Perry, Malcolm	Claimed off Waivers (Miami)
9/2/2021	Harry, N'Keal	Placed on Reserve/Injured
9/2/2021	Gilbert, Garrett	Signed to the practice squad
9/2/2021	Mason, Ben	Signed to the practice squad
9/2/2021	Tavai, Jahlan	Signed to the practice squad
9/3/2021	Thurman, Nick	Released from Reserve/Injured
9/5/2021	Ekual, Daniel	Signed to the practice squad
9/11/2021	Folk, Nick	Elevated to the active roster
9/11/2021	Hoyer, Brian	Elevated to the active roster
9/11/2021	Perry, Malcolm	Placed on Reserve/Injured
9/13/2021	Folk, Nick	Reverted back to the practice squad
9/13/2021	Hoyer, Brian	Reverted back to the practice squad
9/18/2021	Hoyer, Brian	Signed from the practice squad
9/18/2021	Nordin, Quinn	Placed on Reserve/Injured
9/18/2021	Folk, Nick	Elevated to the active roster
9/18/2021	Bower, Tashawn	Elevated to the active roster
9/19/2021	Bower, Tashawn	Reverted back to the practice squad
9/19/2021	Folk, Nick	Reverted back to the practice squad
9/21/2021	Folk, Nick	Signed from the practice squad
9/21/2021	Jackson, Drake	Signed to the practice squad
9/22/2021	Eldrenkamp, Jake	Signed to the practice squad
9/25/2021	Tavai, Jahlan	Elevated to the active roster
9/25/2021	Eldrenkamp, Jake	Released from the practice squad
9/27/2021	Tavai, Jahlan	Reverted back to the practice squad

OCTOBER 2021

10/1/2021	White, James	Placed on Reserve/Injured
10/2/2021	Harry, N'Keal	Activated to the 53-man roster
10/2/2021	Bryant, Myles	Elevated to the active roster
10/2/2021	Tavai, Jahlan	Elevated to the active roster
10/4/2021	Bryant, Myles	Reverted back to the practice squad
10/4/2021	Tavai, Jahlan	Reverted back to the practice squad



PATRIOTS AT HOUSTON TEXANS

SERIES HISTORY

The Patriots will face Houston for the seventh straight year in the regular season and for the third straight year in Houston. The Patriots have lost the last two seasons in Houston, including a 27-20 loss on Nov. 22, 2020. The Patriots are 4-2 against the Texans over the six previous regular season games.

In 2016, the Patriots and Texans played two times with New England taking a 27-0 victory on Sept. 22 and a 34-16 win in the Divisional Playoffs. Both of those games were played at Gillette Stadium.

Overall, the Patriots have met Houston 13 times and hold an 10-3 advantage since Houston entered the NFL in 2002, including 8-3 in the regular season and 2-0 in the postseason.

The Patriots are 3-3 overall against the Texans when playing in Houston.

Before the Texans joined the league, the Patriots and the Houston Oilers were foes dating back to the days of the American Football League, playing twice a year from 1960-69 and 33 times overall before the Oilers moved to Tennessee following the 1996 season.

REGULAR SEASON - PATRIOTS 8, TEXANS 3

Date	Result	Score	H/A	Stadium
11/23/03	W	23-20	A	Reliant Stadium
12/17/06	W	40-7	H	Gillette Stadium
01/03/10	L	27-34	A	Reliant Stadium
12/10/12	W	42-14	H	Gillette Stadium
12/01/13	W	34-31	A	Reliant Stadium
12/13/15	W	27-6	A	Reliant Stadium
09/23/16	W	27-0	H	Gillette Stadium
09/24/17	W	36-33	H	Gillette Stadium
09/09/18	W	27-20	H	Gillette Stadium
12/01/19	L	22-28	A	Reliant Stadium
11/22/20	L	20-27	A	Reliant Stadium

POSTSEASON - PATRIOTS 2, TEXANS 0

Date	Result	Score	H/A	Stadium
01/13/13	W	41-28	W	Gillette Stadium
01/14/17	W	34-16	W	Gillette Stadium

TALE OF THE TAPE

2021 Regular Season	New England	Houston
Record	1-3	1-3
Divisional Standings	2ndT	2ndT
Total Yards Gained	1,247	1,053
Total Offense (Rank)	311.8 (26)	263.3 (30)
Rush Offense	68.5 (31)	83.0 (26)
Pass Offense	243.3 (17T)	180.3 (29)
Points Per Game	17.8 (27)	16.8 (28T)
Total Yards Allowed	1,227	1,607
Total Defense (Rank)	306.8 (5)	401.8 (28)
Rush Defense	121.8 (19)	137.0 (28)
Pass Defense	185.0 (4)	264.8 (22)
Points Allowed/Game	17.5 (6)	29.0 (28)
Possession Avg.	29:28	26:30
Sacks Allowed/Yards Lost	10/84	9/52
Sacks Made/Yards	10/69	7/46
Total Touchdowns Scored	6	8
Penalties Against/Yards	26/245	31/279
Punts/Avg.	17/46.4	21/47.3
Turnover Differential	-2 (24T)	-1 (18T)

LAST MEETING - NOV. 22, 2020 HOUSTON 27, PATRIOTS 20

	1	2	3	4	Score
New England	7	3	7	3	20
Houston	7	14	3	3	27

SCORING SUMMARY

First Quarter:

NE: D.Harris 9 yd. run (N.Folk kick) (10-84, 5:32)

HOU: R.Cobb 3 yd. pass from D.Watson (K.Fairbairn kick) (6-73, 3:16)

Second Quarter

NE: N.Folk 45 yd. Field Goal (10-45, 5:05)

HOU: D.Watson 4 yd. run (K.Fairbairn kick) (8-75, 4:38)

HOU: K.Coutee 6 yd. pass from D.Watson (K.Fairbairn kick) (9-80, 2:10)

Third Quarter

NE: D.Byrd 42 yd. pass from C.Newton (N.Folk kick) (7-82, 2:43)

HOU: K.Fairbairn 36 yd. Field Goal (11-57, 6:10)

Fourth Quarter

NE: N.Folk 36 yd. Field Goal (16-65, 9:25)

HOU: K.Fairbairn 46 yd. Field Goal (8-47, 3:28)

TEAM STATISTICS

	NE	HOU
First Downs	22	21
Rushes-Yds (Net)	24-86	19-55
Passing Yds (Net)	349	344
Passes Comp-Att-Int	40-26-0	37-28-0
Total Offense Plays-Yds	66-435	56-399
Fumble Returns-Yards	0-0	0-0
Punt Returns-Yards	2-3	2-14
Kickoff Returns-Yards	1-12	1-22
Interception Returns-Yards	0-0	0-0
Punts (Number-Avg)	3-50.3	4-40.3
Fumbles-Lost	0-0	0-0
Penalties-Yards	7-55	5-35
Possession Time	32:18	27:42
Third-Down Conversions	7-13	5-11
Fourth-Down Conversions	0-1	0-0
Red-Zone Scores-Chances	1-2	3-4
Sacks By: Number-Yards	0-0	2-16

Attendance: 12,503

RUSHING: NE - D.Harris 11-43-1 TD, J.White 5-19, D.Byrd 1-11, R.Burkhead 4-7, C.Newton 3-6. **HOU** - D.Watson 6-36-1 TD, D.Johnson 10-15, C.Proise 3-4.

PASSING: NE - C.Newton 40-26-365 1 TD/0 INTs. **HOU** - D.Watson 37-28-344 2 TDs/0 INTs.

RECEIVING: NE - D.Byrd 6-132-1 TD, J.White 6-64, N.Harry 5-41, J.Meyers 3-38, R.Izzo 2-59, R.Burkhead 2-5, D.Moncrief 1-15, D.Harris 1-11. **HOU** - W.Fuller 6-80, J.Atkins 5-83, B.Cooks 4-85, D.Johnson 3-20, D.Fells 2-29, P.Brown 2-22, K.Coutee 2-10-1 TD, C.Proise 2-8, R.Cobb 2-7.



PATRIOTS AT HOUSTON TEXANS

CONNECTIONS

FORMER COLLEGE TEAMMATES

A NE LB Dont'a Hightower (2008-12)*
HOU RB Mark Ingram (2008-10)*

BP NE S&C Coach Moses Cabrera (2010)
HOU WRC Robert Prince (2010)

B NE TE/FBC Nick Caley (2012)
HOU LB Kamu Grugier-Hill (2012-15)

FL NE OL Trent Brown (2013-14)
DB DB Vernon Hargreaves III (2013-15)

FA NE TEC/FBC Nick Caley (2014)
HOU Off. Asst. DeNarius McGhee (2014)

G NE C David Andrews (2011-14)
NE OL Isaiah Wynn (2014-17)
HOU WR Chris Conley (2011-14)
HOU LB Jordan Jenkins (2012-15)

I NE OLC Carmen Bricillo (2009)
NE OL Ted Karras (2011-15)
NE TE Matt LaCosse (2011-14)
HOU DL Whitney Mercilus (2009-11)

J NE DL Carl Davis (2011-14)
NE OL James Ferentz (2008-12)
HOU DL Jaleel Johnson (2013-16)
HOU LB Christian Kirksey (2010-13)
HOU DB Desmond King II (2013-16)

M NE LB Cameron McGrone (2018-20)
NE K Quinn Nordin (2017-20)
NE OL Mike Onwenu (2016-19)
NE LB Josh Uche (2016-19)
NE DL Chase Winovich (2015-18)
HOU WR Nico Collins (2017-20)
HOU QBC Pep Hamilton (2017-18)
HOU Safeties Coach Greg Jackson (2015)
HOU Off. Asst. Ben McDaniels (2018-20)

OM NE WR Tre Nixon (2016-17)
HOU DB A.J. Moore Jr. (2014-17)

OS NE Off. Asst. Tyler Hughes (2013)
NE LB Raekwon McMillan (2014-16)
HOU P Cameron Johnston (2013-16)

S NE DL Henry Anderson (2011-14)
NE P Jake Bailey (2015-18)
HOU QBC Pep Hamilton (2010-12)
HOU DB Justin Reid (2015-17)

V NE CB Joejuan Williams (2016-18)
HOU LB Zach Cunningham (2014-16)

W NE DB Myles Bryant (2016-19)
HOU Off. Asst. Robert Kugler (2018-19)

W NE RB James White (2010-13)
HOU Safeties Coach Greg Jackson (2010)

Y NE OLC Carmen Bricillo (2008-18)
HOU ST Asst. Sean Baker (2017-20)

* Won a National Championship

FORMER NFL TEAMMATES



DB Justin Bethel (2019)
DL Carl Davis (2015, 2017)
DL Lawrence Guy (2014-16)
LB Matt Judon (2016-20)



TEC Andy Bischoff (2015-20)
DB Terrance Brooks (2014-16)
HC David Culley (2019-20)
RB Mark Ingram (2019-20)
QB Tyrod Taylor (2011-14)

QC/QBC Bo Hardegree (2015)



DB Terrance Mitchell (2014-15)

Sr. Football Advisor Matt Patricia (2018-20)
Research & Analysis/Coaching Evan Rothstein (2012-20)
LB Kyle Van Noy (2014-16)
Asst. OLC Billy Yates (2018-20)



WR Danny Amendola (2019-20)
WRC Robert Prince (2014-20)
WR Andre Roberts (2016)

K Nick Folk (2007-09)



WR Danny Amendola (2008)

RB Brandon Bolden (2018)
DT Davon Godchaux (2017-20)
QC/QBC Bo Hardegree (2016-18)
LB Raekwon McMillan (2018-19)
Asst. OLC Billy Yates (Player, 2013)



RBC Danny Barrett (2016-17)
WR Danny Amendola (2018)
LB Kamu Grugier-Hill (2020)
LB Neville Hewitt (2015-17)
DT Vincent Taylor (2017-19)
OL Laremy Tunsil (2016-19)

DL Henry Anderson (2018-20)
HC Bill Belichick (1997-99)
K Nick Folk (2010-16)
QC/QBC Bo Hardegree (2019-20)
LB Harvey Langi (2018-20)
Receivers Coach Mick Lombardi (2017-18)



DB Terrance Brooks (2017-18)
Sr. Advisor Romeo Crennel (1997-99)
LB Neville Hewitt (2018-20)
LB Jordan Jenkins (2016-20)
OLC James Campen (2004-18)
LB Kevin Pierre-Louis (2018)
WR Andre Roberts (2018)

QB Brian Hoyer (2012)
DB Justin Bethel (2012-17)



RB David Johnson (2015-19)
WR Andre Roberts (2010-13)

DL Lawrence Guy (2013-14)
TE Hunter Henry (2016-20)
DB Adrian Philips (2014-19)



OLC James Campen (2020)
QBC Pep Hamilton (2020)
DLC Bobby King (2014-16)
DB Desmond King (2017-20)
QB Tyrod Taylor (2019-20)
DE Demarcus Walker (2017-20)

WR Kendrick Bourne (2017-20)
OL Trent Brown (2015-17)
Receivers Coach Mick Lombardi (2013-16)
OC Josh McDaniels (2009-10)



Safeties Coach Greg Jackson (2011-14)
LBC Bobby King (2014-16)

OL James Ferentz (2015-16)
TE Matt LaCosse (2017-19)



RB Phillip Lindsay (2018-20)
DL DeMarcus Walker (2017-20)

HC Bill Belichick (1979-90)^



Sr. Advisor Romeo Crennel (1981-92)^
Safeties Coach Greg Jackson (Player, 1989-93)

WR Nelson Agholor (2015-19)^
CB Jalen Mills (2016-20)^



CBC Dino Vasso (2016-20)

K Nick Folk (2017)



TE Antony Auclair (2017-20)
DB Terrance Brooks (2016-17)
CB Vernon Hargreaves III (2016-19)
LB Kamu Grugier-Hill (2016-19)
P Cameron Johnston (2017-20)

OC Josh McDaniels (2011)



WR Danny Amendola (2009-12)

WR Nelson Agholor (2020)
OL Trent Brown (2020)
LB Raekwon McMillan (2020)



DT Maliek Collins (2020)

DB Cody Davis (2018-19)
DL Carl Davis (2019-20)



WR Chris Conley (2019-20)

RBC Vinnie Sunseri (2014-15)



WR Brandin Cooks (2014-16)
RB Mark Ingram (2010-18)

DL Carl Davis (2018)
QB Brian Hoyer (2013-14)



TE Pharaoh Brown (2018-19)
LB Christian Kirksey (2014-19)
DB Terrance Mitchell (2018-20)
WR Andre Roberts (2018-20)
DB Tavierre Thomas (2018-20)
QB Tyrod Taylor (2018)

^Won Super Bowl

PATRIOTS AT HOUSTON TEXANS

CONNECTIONS

FORMER NFL TEAMMATES (CONT.)



DL Henry Anderson (2015-17)
DL Lawrence Guy (2012-13)



ST Asst. Sean Baker (2015)
QBC Pep Hamilton (2013-15)

DB Stephon Gilmore (2012-16)



QB Tyrod Taylor (2015-17)

FORMER PATRIOTS

WR Danny Amendola (2013-17)

DB Terrence Brooks (2019-20)

RB Rex Burkhead (2017-20)

G Marcus Cannon (2011-19)

GM Nick Caserio (2001-20)

WR Brandin Cooks (2017)

Sr. Advisor Romeo Crennel (DC/DL 2001-2004) (DLC 1993-96)

VP of Football Ops Jack Easterby – Team Development and Character Coach (2013-18)

OL Hjalte Froholdt (2019-20)

LB Kamu Grugier-Hill (2016 draft pick)

CB Cre'Von LeBlanc (2016 rookie free agent)

DB A.J. Moore (2018 rookie free agent)

DE Derek Rivers (2017-20)

STC Frank Ross (2011-17)

Offensive Consultant Carl Smith (1997-99)

FORMER TEXANS

QB Brian Hoyer (2015)

OL James Ferentz (2014-15)

NEW ENGLAND TIES TO TEXAS

DLC DeMarcus Covington Coaching: UT Martin (DLC 2015)

DB Cody Davis Hometown: Stephenville, Texas
College: Texas Tech

DB Jalen Mills Hometown: Dallas, Texas

WR Gunner Olszewski Hometown: Alvin, Texas

DB Adrian Phillips Hometown: Garland, Texas
College: Texas (2010-13)

OL Will Sherman Hometown: Allen, Texas

QB Jarrett Stidham Hometown: Stephenville, Texas

DL Deatrich Wise Jr. Hometown: Carrollton, Texas

Asst. OLC Billy Yates Hometown: Fort Worth, Texas
High School: Corsicana High School

TEXANS TIES TO NEW ENGLAND

S Andrew Adams College: UConn (2012-15)

LB Kevin Pierre-Louis College: Boston College (2010-13)
Hometown: Norwalk, CT



PATRIOTS *WHAT TO LOOK FOR THIS WEEK*

IF THE PATRIOTS WIN...

- And a player eclipses 100 yards rushing, the team will improve to 54-4 since the 2000 regular season when a player rushes for at least 100 yards.


WHAT TO LOOK FOR...

- The Patriots have gone 90 straight games (regular and postseason) scoring in the first half, an NFL record. The Patriots also own the second-longest streak at 82 games with a first-half score (2006-11). The last time the Patriots failed to score in the first half was a 16-0 loss at home against Buffalo on Oct. 2, 2016.

WR JAKOBI MEYERS

WHAT TO LOOK FOR...

- WR Jakobi Meyers completed two passes for 45 yards last week against Tampa Bay. He is now 4-of-4 for 88 yards with two touchdowns and a perfect 158.3 passer rating in his career. The Patriots have never had a wide receiver complete more than two passes in a single season. Julian Edelman completed two passes in 2018, 2019 and 2020, and Harold Jackson completed two passes in 1980. In addition to the Tampa Bay game, Meyers completed two passes, both for touchdowns, in 2020.
- The most passes thrown by a non-quarterback in a single season for the Patriots were by RB Andy Johnson, who was 7-of-9 for 194 yards with four touchdowns in 1981 and RB Dick Christy, who was 6-of-11 for 94 yards with two touchdowns in 1960.
- Meyers will be looking to complete a pass in consecutive games. The last non-quarterback with a pass completion in consecutive games was WR Jarvis Landry of Cleveland last season when he completed passes on Dec. 6 at Tennessee and Dec. 14 vs. Baltimore.
- Meyers has totaled at least eight receptions in his last two games, with nine receptions vs. New Orleans, followed by eight receptions vs. Tampa Bay. The last Patriots player with at least eight receptions in three straight games was Julian Edelman in 2016.



K NICK FOLK


WHAT TO LOOK FOR...

- Nick Folk has made 295 field goals and needs five more to become the 35th NFL player with 300 career field goals.

LB MATT JUDON

WHAT TO LOOK FOR...

- Matt Judon has recorded a sack in three straight games. If Judon records a sack against the Texans, he will become the first Patriots player with a sack in four straight games since Jamie Collins and Chase Winovich, who both had sacks in four straight games in 2019.



QB MAC JONES

WHAT TO LOOK FOR...

- Mac Jones has passed for 1,012 yards during the first four games and is on pace for 4,301 passing yards. He has more passing yards than the other two rookie quarterbacks with four starts.

MOST GAMES PASSING YARDS BY ROOKIE QUARTERBACKS IN 2021

Player	Passing Yards
Mac Jones	1,012
Zach Wilson	925
Trevor Lawrence	873





PATRIOTS WHAT TO LOOK FOR THIS WEEK

WR MATTHEW SLATER

WHAT TO LOOK FOR...

- Matthew Slater will play in his 194th regular season game this week. He needs to play in seven more games to become the fifth Patriots player with 200 career regular season games.

MOST GAMES PLAYED BY A PATRIOTS PLAYER

<i>Player</i>	<i>Games Played</i>
Tom Brady	285
Bruce Armstrong	212
Julius Adams	206
Stephen Gostkowski	204
Mosi Tatupu	194
Matthew Slater	193
Troy Brown	192



DB DEVIN MCCOURTY

WHAT TO LOOK FOR...

- Devin McCourty now has 29 career regular season interceptions, tied for third all-time in team history, behind Ty Law and Raymond Clayborn, with 36 interceptions. He needs one more interception to become the third Patriots player with 30 career interceptions.
- McCourty has 35 career takeaways in the regular season and is tied with Mike Haynes for fifth all-time. He needs one more takeaway to tie Roland James at 36 for fourth in team history.



PATRIOTS ALL-TIME INTERCEPTION LIST

<i>Player</i>	<i>Interceptions</i>
Ty Law	36
Raymond Clayborn	36
Devin McCourty	29
Ron Hall	29
Fred Marion	29
Roland James	29

MOST TAKEAWAYS IN PATRIOTS HISTORY

<i>Player</i>	<i>Total Takeaways</i>
Raymond Clayborn	44 (36 INT, 8 opp rec)
Fred Marion	42 (29 INT, 13 opp rec)
Ty Law	40 (36 INT, 4 opp rec)
Roland James.....	36 (29 INT, 7 opp rec)
Devin McCourty	35 (29 INT, 6 opp rec)
Mike Haynes.....	35 (28 INT, 7 opp rec)

PATRIOTS ALL-TIME INTERCEPTION YARDAGE LEADERS

<i>Player</i>	<i>Seasons</i>	<i>Interception Yards</i>
Ty Law	1995-2004	583
Raymond Clayborn	1977-89	555
Devin McCourty	2010-present	515
Ron Hall	1961-67	476
Fred Marion	1982-91	457



LAST GAME PATRIOTS VS. BUCCANEERS

BUCCANEERS 19, PATRIOTS 17

OCTOBER 3, 2021 • GILLETTE STADIUM

	1	2	3	4	Final
Tampa Bay Buccaneers	3	3	7	6	19
New England Patriots	0	7	0	10	17

HIGHLIGHTS

- TE Hunter Henry has first TD reception as a member of the Patriots.
- TE Jonnu Smith has first TD reception as a member of the Patriots.
- LB Matt Judon records a sack in third straight game.
- WR Jakobi Meyers completed two passes; now 4-of-4 on career pass attempts.
- Mac Jones ties team record with 19 straight completions.
- Jones goes over 70 percent on pass completions for third time in 2021.

TEAM NOTES

PATRIOTS EXTEND NFL RECORD TO 90 STRAIGHT GAMES SCORING IN FIRST HALF

The Patriots have gone 90 straight games (regular season and post-season) scoring in the first half, to extend an NFL record, following Mac Jones 11-yard touchdown pass to TE Hunter Henry in the second quarter. The Patriots also own the second-longest streak at 82 games with a first half score (2006-11). The last time the Patriots failed to score in the first half was a 16-0 loss at home against Buffalo on Oct. 2, 2016.

THE PATRIOTS LET UP A HALFTIME LEAD AT GILLETTE IN THE REGULAR SEASON FOR SECOND TIME

The Patriots led 7-6 at halftime in the 19-17 loss. It is just the second time in the history of Gillette Stadium that the Patriots did not keep a halftime lead. The Patriots are now 102-2 at Gillette Stadium in the regular season when leading at halftime. New England's only other loss was on Sept. 7, 2017 when the Patriots held a 17-14 lead at halftime before losing 42-17 to the Kansas City Chiefs on opening day of the 2017 season.

PATRIOTS DEFENSE HOLDS TAMPA BAY TO 19 POINTS

The Patriots defense held Tampa Bay to just 19 points after the Buccaneers entered the game tied with Arizona for first with 34.1 points per game.

INDIVIDUAL NOTES

TE HUNTER HENRY RECORDS FIRST TD AS A PATRIOT

TE Hunter Henry caught an 11-yard touchdown pass from QB Mac Jones in the second quarter for his first touchdown reception as a member of the Patriots.

TE JONNU SMITH RECORDS FIRST TD AS A PATRIOT

TE Jonnu Smith caught a 1-yard touchdown pass from QB Mac Jones in the fourth quarter for his first touchdown reception as a member of the Patriots.

NICK FOLK ENDED STREAK AT 36 STRAIGHT FIELD GOALS

K Nick Folk extended his streak to 36 straight field goals with a 27-yard field goal in the fourth quarter before ending the streak when he missed on a 56-yard field goal with 59 seconds to play. The 36 straight field goals are tied for the sixth-longest streak in NFL history. It was his

MOST CONSECUTIVE FIELD GOALS/PATRIOTS HISTORY

36	Nick Folk
31	Stephen Gostkowski
25	Adam Vinatieri
23	Adam Vinatieri
21	Stephen Gostkowski

MOST CONSECUTIVE FIELD GOALS/NFL HISTORY

Field Goals	Player	Team	Year
44	Adam Vinatieri	Indianapolis	2015-16
42	Mike Vanderjagt	Indianapolis	2002-04
40	Gary Anderson	San Francisco/Minnesota	1997-98
37	Graham Gano	New York Giants	2020-2021
37	Jason Myers	Seattle	2019-2021
36	Nick Folk	Patriots	2020-2021
36	Matt Stover	Baltimore	2005-2006
35	Justin Tucker	Baltimore	2015-16
35	Adam Vinatieri	Indianapolis	2013-14
33	Robbie Gould	San Francisco	2017-18
33	Justin Tucker	Baltimore	2013

LB MATT JUDON REGISTERS A SACK IN THIRD STRAIGHT GAME

LB Matt Judon registered a sack for the third straight game when he dropped QB Tom Brady for an 8-yard loss in the second quarter. It is the third time he has had a stretch of three straight games with at least a half a sack. He also accomplished the feat in 2018 and 2019 while with Baltimore.

JAKOBI MEYERS COMPLETES TWO PASSES IS NOW 4-OF-4 ON PASS ATTEMPTS

WR Jakobi Meyers caught a backwards pass from QB Mac Jones and then threw across the field to RB Brandon Bolden, who managed a 15-yard gain in the second quarter. He completed a 30-yard pass to WR Nelson Agholor in the fourth quarter on a flea flicker. Meyers is now 4-of-4 for 88 yards in his career. He had two touchdown passes in 2020, a 24-yard touchdown pass to RB Rex Burkhead vs. Baltimore (11/15/20) and a 19-yard touchdown pass to QB Cam Newton vs. New York Jets (1/3/21). The only other wide receiver to complete two passes in single game for New England was Julian Edelman vs. Denver on Oct. 18, 2020. The only other non-quarterbacks to complete two passes in a game for New England were running backs – Dick Christy on Nov. 18, 1960 vs. Dallas Texans and Andy Johnson on Sept. 6, 1981 vs. Baltimore Colts.

MEYERS HAS SECOND STRAIGHT STRONG WEEK

Meyers followed a 9 catch game for 94 yards against the Saints by leading the team with 8 receptions for 70 yards against Tampa Bay.

MAC JONES HAS THIRD 70-PERCENTAGE COMPLETION GAME

Mac Jones is the first NFL quarterback with a 70-plus completion in each of his first two games. Against Tampa Bay, he completed 31-of-40 passes for a completion percentage of 77.5, his third game with a 70-plus completion percentage.

JONES COMPLETES 19 CONSECUTIVE PASSES TO TIE TEAM MARK

Jones completed 19 straight passes during a stretch from the second quarter to the fourth quarter, tied for the longest streak in team history. Tom Brady had a streak of 19 consecutive passes in Week 1 of the 2015 season vs. Pittsburgh on Sept. 10, 2015. The streak of 19 consecutive completions is the most by a rookie in 30 years.



LAST GAME PATRIOTS VS. BUCCANEERS

DAMIEN HARRIS HAD CAREER-LONG RECEPTION IN THE THIRD QUARTER

RB Damien Harris had a 21-yard reception in the third quarter, his longest career reception. His previous best was a 14-yard reception on Oct. 18, 2020 vs. Denver.

BOLDEN TIED CAREER-HIGH IN RECEPTIONS

RB Brandon Bolden finished with 6 receptions for 51 yards. The 6 receptions tied his career-high. He had 6 receptions at Cincinnati on Oct. 6, 2013. His 51 receiving yards are second to the 84 yards he had at Denver on Nov. 29, 2015.

LINEUP NOTES

WR N'KEAL HARRY PLAYS IN FIRST GAME OF THE 2021 SEASON

WR N'Keal Harry was activated off the injured reserve the day before the game and played in his first game of the season. He caught a 10-yard pass from QB Mac Jones in the third quarter.

LB JOSH UCHE RETURNED TO ACTION

LB Josh Uche returned to the field after missing the game against the Saints due to injury.

DB MYLES BRYANT PLAYS IN FIRST GAME OF THE SEASON

DB Myles Bryant was elevated to the active roster and played in his first game of the season.

OL JUSTIN HERRON MADE HIS SECOND STRAIGHT START AT RIGHT TACKLE

OL Justin Herron made his second straight start at right tackle in place of Trent Brown, who was out due to an injury.

LB KYLE VAN NOY MAKES FIRST START OF THE SEASON

LB Kyle Van Noy made his first start of the season.

OL TED KARRAS SEES FIRST OFFENSIVE SNAPS OF 2021

OL Ted Karras entered the game at left guard in the third quarter for his first offensive snaps of the 2021 season. It was the first time that he has played left guard in a regular season game.





PATRIOTS PROJECTED CONTRIBUTORS: OFFENSE

QB 10



MAC JONES | 6-3 | 214 | ALABAMA

- Was the Patriots first-round draft pick in the 2021 NFL Draft out of Alabama.
- Recorded four 400-plus yards passing performances in Alabama's program history, tied for the most in single-season SEC history. Also earned Alabama's all-time single-season passing yardage with 4,500 in 2020.
- Selected as one of four Heisman Trophy finalists.

RB 37



DAMIEN HARRIS | 5-11 | 213 | ALABAMA

- Third-round draft pick out of Alabama in 2019.
- Averaged 6.4 yards per carry on 477 carries in college to set the Alabama all-time career mark (minimum 400 rushes).
- After only seeing action in two games in 2019, Harris played 10 games in 2020 and led the team in rushing with 691 yards with a 5.04-yard average.

RB 25



BRANDON BOLDEN | 5-11 | 220 | OLE MISS

- Originally made the Patriots as a rookie free agent in 2012
- Played with the Patriots through 2017, then joined Miami in 2018 before returning to the Patriots.
- Changed his jersey from #38 to #25 to honor his grandfather Frank Pitts, who played in the NFL for 10 seasons with the Chiefs, Browns and Raiders.

T 76



ISAIAH WYNN | 6-2 | 310 | GEORGIA

- Drafted 23rd overall in 2018, but missed his rookie season after he was placed on IR.
- Started in all 11 games he played in last season before being placed on IR prior to Week 12.

G 71



MIKE ONWENU | 6-3 | 350 | MICHIGAN

- Selected in the sixth round of the 2020 NFL Draft and started all 16 games.
- Earned a spot on the PFWA All-Rookie Team and Pro Football Focus ranked him as the eighth-best tackle in the NFL.
- Appeared as a right tackle (10 games), right guard (3 games), left guard (1 game) and tackle-eligible (3 games) in 2020.

C 60



DAVID ANDREWS | 6-3 | 300 | GEORGIA

- Signed as a rookie free agent in 2015 and has played in 76 games over seven seasons at center.
- Two-time Super Bowl winner with the Patriots.
- Has been named team captain the last five seasons (2017-21).
- Was named to the Patriots All-Decade 2010's team at center.

G 69



SHAQ MASON | 6-1 | 310 | GEORGIA TECH

- Drafted in fourth round of the 2015 draft, 131st overall out of Georgia Tech.
- Started at right guard in three consecutive Super Bowls (LI, LII, LIII).
- Was named to the Patriots All-Decade 2010's team at guard.

T 77



TRENT BROWN | 6-8 | 380 | FLORIDA

- Played left and right tackle for two years at Georgia Military College before transferring to University of Florida for his final two collegiate years.
- Won Super Bowl LII with the Patriots as the team's starting left tackle.
- Traded to New England this offseason for the second time in his career and is the starting right tackle.

TE 85



HUNTER HENRY | 6-5 | 250 | ARKANSAS

- After spending the first five years of his career in Los Angeles with the Chargers, Henry signed with the Patriots in the offseason as an unrestricted free agent.
- Coach Belichick has been following Henry's career since the tight end was in high school at Pulaski Academy in Little Rock, Ark., from 2009 to 2013. Belichick has a relationship with Henry's former high school coach, Kevin Kelley.
- Henry wears No. 85 this season, which is a tribute to his former teammate and legendary tight end, Antonio Gates.

TE 81



JONNU SMITH | 6-3 | 248 | FLORIDA INT.

- 100th pick in the 2017 NFL Draft by the Tennessee Titans out of Florida International.
- Coming off his best NFL season with 41 receptions for 448 yards and eight touchdowns.

JAKOBI MEYERS | 6-2 | 200

WR 16



- Signed by New England as an undrafted free agent out North Carolina State University in 2019.
- Led the team in receptions (59) and receiving yards (729) last season.
- Played quarterback in high school and threw two touchdown passes in 2020.

NELSON AGHOLOR | 6-0 | 198

WR 15



- Born in Lagos, Nigeria; one of only nine active Nigerian-born players in the NFL.
- Spent four seasons in Philadelphia after being selected by the Eagles in the first round of the 2015 NFL Draft and one season with Las Vegas in 2020.
- Recorded nine receptions for 84 yards for the Eagles in Philadelphia's Super Bowl LII victory over New England.
- Emerged in 2020 with a career-high 876 receiving yards and 8 touchdowns on 67.5% of the offensive snaps for the Las Vegas Raiders.

GUNNER OLSZEWSKI | 6-0 | 190

WR 80



- Played four years at Bemidji State University as a defensive back before switching to wide receiver in hopes of an NFL tryout.
- Signed by the Patriots in 2019 as a rookie free agent.
- Selected to AP First-Team All-Pro for Special Teams in 2020 after averaging 17.3 yards per punt return with a touchdown.



PATRIOTS PROJECTED CONTRIBUTORS: DEFENSE

DL 91



DEATRICH WISE JR. | 6-5 | 275 | ARKANSAS

- Selected in the fourth round of the 2017 NFL Draft by the Patriots and re-signed in New England this offseason.
- Became the first Patriot since Chandler Jones to record a sack in his first two NFL games as a rookie in 2017.
- Has two brothers who play football, Daniel (DT, Washington Football Team - practice squad) and Solomon (DB, Alcorn State).

DL 93



LAWRENCE GUY | 6-4 | 315 | ARIZONA STATE

- Ten-year NFL veteran with stints with the Packers, Colts, Chargers and Ravens.
- Three-time honorable mention All-Pac-10 selection at Arizona State.
- Was named to the Patriots All-Decade team for the 2010's.

DL 92



DAVON GODCHAUX | 6-3 | 311 | LSU

- Fifth-round pick by the Dolphins out of LSU.
- Calls former Patriots nose tackle Vince Wilfork a "mentor" after training with him this offseason in South Florida.
- His hometown of Plaquemine, Louisiana honored him in 2017 by making May 9th "Davon Godchaux Day"

DL 94



HENRY ANDERSON | 6-6 | 301 | STANFORD

- Five-year collegiate career at Stanford University totaling 17 sacks in 48 games.
- Spent his first three NFL seasons in Indianapolis before being traded to the N.Y. Jets on April 28, 2018.
- Played in all 16 games last season in New York with eight starts and posted a career-high 42 tackles and one blocked punt.

LB 9



MATT JUDON | 6-23 | 261 | GRAND VALLEY STATE

- Drafted by the Ravens in the fifth round of the 2016 NFL Draft out of Grand Valley State.
- Selected to the Pro Bowl each of the last two seasons.
- Signed with the Patriots this offseason as an unrestricted free agent.
- Chose number 9 in New England to represent his nine siblings.

LB 53



KYLE VAN NOY | 6-3 | 250 | BRIGHAM YOUNG

- Returned to New England this offseason after spending 2020 playing for the Miami Dolphins.
- Served as captain and tallied six sacks last season.
- Won two Super Bowls with New England in 2016 and 2018.

LB 54



DONT'A HIGHTOWER | 6-3 | 260 | ALABAMA

- Returns to the Patriots this year after opting out of the 2020 season.
- Nicknamed "Mr. February" for making significant plays in the Patriots' last three Super Bowl victories.
- Played four different positions in high school: tight end, running back, defensive end and linebacker.

S 32



DEVIN MCCOURTY | 5-10 | 195 | RUTGERS

- Named captain every year since 2011, his second season in the NFL.
- Was named to the Patriots 2010's All-Decade team as a safety.
- Has started every game he has played in since entering the NFL.
- Led the team in snaps last season (1051).

DB 21



ADRIAN PHILLIPS | 5-11 | 210 | TEXAS

- Led the team in tackles last year (107), his first season with the Patriots.
- An extremely versatile defensive player, Phillips made the Pro Bowl as a special teamer in 2018 with the Chargers.
- Phillips' wife, Camille, is a pediatrician, joining Shahrzad Slater, wife of Matthew Slater, and Michelle Powell, wife of Devin McCourty, as other Patriots wives in the medical field.

DB 27



J.C. JACKSON | 6-1 | 198 | MARYLAND

- Signed as a rookie free agent in March of 2018 out of Maryland.
- Led the team in interceptions last season with nine, trailing on Miami's Xavier Howard (10) for most in the NFL.
- Jackson is tied for first the NFL with 19 interceptions since entering the NFL in 2018.

KYLE DUGGER | 6-2 | 220

DB 23



- Drafted by New England in the second round of the 2020 NFL Draft out of Le-noir-Rhyne.
- Awarded the 2020 Cliff Harris Award, which is given to the best defensive player in NCAA Division II football.
- Was the highest drafted defensive back from a Division II school since S Danieal Manning was drafted by Chicago in 2006 in the second round out of Abilene Christian.

JONATHAN JONES | 5-10 | 190

DB 31



- Has emerged as a top slot cornerback after originally signing in New England as a rookie free agent in 2016 out of Auburn.
- Played 71% of defensive snaps and 42% of special teams snaps in 2020.



INDIVIDUAL AND TEAM NOTES



ROBERT KRAFT

CHAIRMAN & CEO

6 10

SUPER BOWL
WINS

CONFERENCE
TITLES

THE MOST BY ANY SINGLE OWNER IN
PRO FOOTBALL HISTORY

**FASTEST OWNER IN NFL
HISTORY TO REACH**

300 WINS

23-YEAR

SEASON TICKET HOLDER
BEFORE BUYING THE TEAM IN 1994



Under Kraft's leadership since he purchased the team in 1994, the Patriots have experienced one of the most dramatic turnarounds in the history of sports.

Kraft has led the two most dominant decades in NFL history in terms of overall wins – 141 (2010-19) and 126 (2000-09).

Kraft is the most successful owner since he purchased the team in 1994 in terms of wins (332), division titles (19), winning percentage (.686), playoff wins (33) and playoff seasons (21).



Since Robert Kraft purchased the team in 1994, the Patriots have experienced one of the most dramatic turnarounds in the history of sports. In his 27 seasons of ownership, he has transformed one of the league's least successful clubs into what many observers view as a model NFL franchise. In the five seasons immediately preceding his purchase (1989-93), the Patriots were a moribund team, winning just 19 of 80 games (.238 pct.), the worst record in the NFL over that span. When he bought the franchise on Jan. 21, 1994, Kraft announced his intention to bring a championship to New England, a tall order considering the team's previous success rate. But under Kraft's leadership, the Patriots have won more division titles (19), conference crowns (10) and Super Bowl championships (6) than any other NFL team. Additionally, the Patriots have achieved the most winning seasons (23) and are tied with Pittsburgh for the fewest losing seasons (3) since Kraft assumed ownership beginning in 1994. Super Bowl LIII was the 10th Super Bowl appearance since Kraft purchased the team, a period during which no other team has appeared in more than four Super Bowls. In Kraft's 27 seasons, the Patriots have qualified for the playoffs 21 times, more than doubling the franchise's accomplishments during its first 34 seasons, and finished with a winning record 23 times.



SINCE ROBERT KRAFT PURCHASED THE TEAM IN 1994

TOTAL VICTORIES SINCE 1994 (REGULAR SEASON)

New England Patriots.....	299
Green Bay Packers	278
Pittsburgh Steelers.....	275

TOTAL VICTORIES SINCE 1994 (INCL. POSTSEASON)

New England Patriots.....	332
Green Bay Packers	300
Pittsburgh Steelers.....	295
Indianapolis Colts.....	269

MOST HOME VICTORIES SINCE 1994 (INCL. POSTSEASON)

New England Patriots.....	189
Green Bay Packers	178
Pittsburgh Steelers.....	167
Denver Broncos	154

WINNING PERCENTAGE SINCE 1994 (INCL. POSTSEASON)

TEAM	W	L	T	Pct.
New England Patriots	332	152	0	.686
Green Bay Packers	300	174	2	.632
Pittsburgh Steelers	295	174	2	.628
Denver Broncos	264	195	0	.575

PLAYOFF WINNING PERCENTAGE SINCE 1994

TEAM	W	L	T	Pct.
New England Patriots	33	15	0	.688
Denver Broncos	14	9	0	.609
Tampa Bay Buccaneers	9	6	0	.600
Baltimore Ravens	16	11	0	.593
New York Giants	10	7	0	.588

SUPER BOWL CHAMPIONSHIPS SINCE 1994

New England Patriots.....	6
Denver Broncos.....	3
Baltimore Ravens	2
Green Bay Packers	2
Pittsburgh Steelers.....	2
N.Y. Giants.....	2
Tampa Bay Buccaneers	2

CONFERENCE CHAMPIONSHIPS SINCE 1994

New England Patriots.....	10
Pittsburgh Steelers.....	4
Denver Broncos.....	4
Los Angeles Rams.....	3
Green Bay Packers	3
N.Y. Giants	3
San Francisco 49ers.....	3
Seattle Seahawks.....	3

DIVISION CHAMPIONSHIPS SINCE 1994

New England Patriots.....	19
Green Bay Packers	14
Pittsburgh Steelers.....	14
Indianapolis Colts.....	10

PLAYOFF VICTORIES SINCE 1994

New England Patriots.....	33
Green Bay Packers	22
Pittsburgh Steelers.....	20
Baltimore Ravens	16

PLAYOFF VICTORIES ALL TIME

Rooney Family, Pittsburgh (1933-present)	36
Green Bay Packers (1919-present).....	36
Robert Kraft, New England Patriots (1994-present).....	33

PLAYOFF GAMES PLAYED SINCE 1994

New England Patriots.....	48
Green Bay Packers	39
Pittsburgh Steelers.....	35
Indianapolis Colts.....	32

PLAYOFF SEASONS SINCE 1994

New England Patriots.....	21
Green Bay Packers	20
Indianapolis Colts.....	18
Pittsburgh Steelers.....	17

DYNASTY VS. DYNASTY

Of all the great teams throughout the Super Bowl era, the New England Patriots and the San Francisco 49ers have set a standard of extended excellence above all of the others.

49ERS (1981-98)

PATRIOTS (2001-2019)

5	Super Bowl Appearances	9
5	Super Bowl Titles.....	6
10 in 18 years	Conference Title Games	13 in 19 years
22-11 (.667)	Playoff Record	30-11 (.732)
13	Division Titles	17
16	Playoff Seasons	17
207-72-1 (.741)	Regular Season Record	232-72 (.763)
108	Pro Bowl Selections	94
21 in 18 years	Home Playoff Games	24 in 19 years
13 in 18 years	First-Round Byes	13 in 19 years
4 in 18 years	Playoff One-and-Dones	3 in 19 years
122 (1990-99).....	Most Wins in a Decade.....	141 (2010-19)

	Pre-Kraft 1960-93	Pre-Kraft 1989-93	Kraft Era 1994-21
Overall Record	225-276-9	19-61	332-152
Winning Pct.	.450	.238	.686
Super Bowl Titles	0	0	6
Conference Titles	1	0	10
Division Titles	3	0	19
Playoff Seasons	6	0	21
Playoff Record	4-6	--	33-15
Home Playoff Games	1	0	27
Home Playoff Record	0-1	--	23-4

WHAT TO LOOK FOR IN 2021

Robert Kraft has 33 career postseason wins as an owner, third most in NFL history behind the Rooney Family in Pittsburgh (36) and the Green Bay Packers (36). Kraft needs three postseason wins in 2021 to match the Rooney family and the Green Bay Packers for the most postseason wins in NFL history.





ROBERT KRAFT

CHAIRMAN & CEO

TEN CONFERENCE TITLES

The 2018 AFC Championship marked the 10th conference championship for Robert Kraft as Patriots owner. His 10 conference crowns are more than any other owner in the Super Bowl Era (since 1966).

MOST CONFERENCE CHAMPIONSHIPS BY AN OWNER IN SUPER BOWL ERA

Owner	TEAM	#	SEASONS	SUPER BOWL APPEARANCES
Robert Kraft	New England	10	1996, 2001, 2003, 2004, 2007 2011, 2014, 2016, 2017, 2018	XXXI, XXXVI, XXXVIII, XXXIX, XLII, XLVI, XLIX, LI, LII, LIII
Pat Bowlen	Denver	7	1986, 1987, 1989, 1997, 1998, 2013, 2015	XXI, XXII, XXIV, XXXII, XXXIII, XLVIII, 50
Jack Kent Cooke	Washington	5	1972, 1982, 1983, 1987, 1991	VII, XVII, XVIII, XXII, XXVI
Al Davis	Oakland/L.A. Raiders	5	1967, 1976, 1980, 1983, 2002	II, XI, XV, XVIII, XXXVII
Eddie DeBartolo	San Francisco	5	1981, 1984, 1988, 1989, 1994	XVI, XIX, XXIII, XXIV, XXIX
Clint Murchison	Dallas	5	1970, 1971, 1975, 1977, 1978	V, VI, X, XII, XIII
Packers Stockholders	Green Bay	5	1966, 1967, 1996, 1997, 2010	I, II, XXXI, XXXII, XLV
Joe Robbie	Miami	5	1971, 1972, 1973, 1982, 1984	VI, VII, VIII, XVII, XIX

A WINNING TRADITION I

Robert Kraft won his 300th game overall as owner of the New England Patriots against Miami on Sept. 30, 2018. Kraft reached the milestone in his 25th NFL season and in his 432nd game, the fastest an owner has reached the milestone. Al Davis of Oakland/Los Angeles accomplished the feat in 495 games (31 seasons) while Pat Bowlen of Denver reached 300 career wins in 501 games (30 seasons).

A WINNING TRADITION II

Kraft's winning percentage with the Patriots (.686) since taking over the team in 1994 is the highest among all owners/ownership groups with at least 200 wins (regular and postseason) with one team. He is one of just four owners with at least 200 wins and a winning percentage over .600.

Owner	Team	Years	Winning Pct.
Robert Kraft	Patriots	1994-present	.686
Eddie DeBartolo, Jr.	49ers	1977-1999	.636
Clint Murchison, Jr.	Cowboys	1960-1983	.634
Joe Robbie	Dolphins	1966-1989	.609
Pat Bowlen	Broncos	1984-2018	.596

ALL-TIME POSTSEASON WINS

Robert Kraft has 33 career postseason wins, which are the third-most in NFL history.

OWNERSHIP	YEARS	WINS
The Rooney Family, Pittsburgh (1933-present)	88	36
Green Bay Packers (1919-present)	102	36
Robert Kraft, New England (1994-present)	27	33
The Mara Family, N.Y. Giants (1925-present)	96	24
Eddie DeBartolo, Jr., San Francisco (1977-1999)	23	22
Al Davis, Oakland/Los Angeles (1972-2011)	40	21
Pat Bowlen, Denver (1984-2018)	35	21

KRAFT PASSES OTHER OWNERS

The Patriots have 332 wins overall under Robert Kraft. He has produced more victories than every other Patriots owner combined. Under Kraft, the Patriots are 332-152 overall since he purchased the team in 1994. Kraft's predecessors in the owner's office went 225-276-9 in the 34 years prior to his purchase of the team.

CONTINUITY BREEDS SUCCESS

New England is the first team in NFL history to win six Super Bowls with the same owner (Robert Kraft), head coach (Bill Belichick) and quarterback (Tom Brady).

PATRIOTS IN THE PLAYOFFS

The Patriots have qualified for the playoffs 27 times in their 61-year history. Twenty-one of those playoff berths have come in the 27 seasons since Robert Kraft purchased the team in 1994, a dramatic contrast to the six total playoff berths the team earned in its first 34 years of existence. The Patriots have won 22 division crowns, including 17 in the last 20 seasons and 19 of which have come since Robert Kraft's purchase in 1994.

PATRIOTS PLAYOFF SEASONS (27)

Year	How Qualified	Seed	Rec.	Result
2019	Division Champions	3	0-1	Wild Card Round
2018	Division Champions	2	3-0	Super Bowl Champions
2017	Division Champions	1	2-1	AFC Champions
2016	Division Champions	1	3-0	Super Bowl Champions
2015	Division Champions	2	1-1	AFC Championship Game
2014	Division Champions	1	3-0	Super Bowl Champions
2013	Division Champions	2	1-1	AFC Championship Game
2012	Division Champions	2	1-1	AFC Championship Game
2011	Division Champions	1	2-1	AFC Champions
2010	Division Champions	1	0-1	AFC Divisional Round
2009	Division Champions	3	0-1	Wild Card Round
2007	Division Champions	1	2-1	AFC Champions
2006	Division Champions	4	2-1	AFC Championship Game
2005	Division Champions	4	1-1	AFC Divisional Round
2004	Division Champions	2	3-0	Super Bowl Champions
2003	Division Champions	1	3-0	Super Bowl Champions
2001	Division Champions	2	3-0	Super Bowl Champions
1998	Wild Card	6	0-1	Wild Card Round
1997	Division Champions	3	1-1	AFC Divisional Round
1996	Division Champions	2	2-1	AFC Champions
1994	Wild Card	5	0-1	Wild Card Round
1986	Division Champions	3	0-1	AFC Divisional Round
1985	Wild Card	5	3-1	AFC Champions
1982*	16-Team Format	7	0-1	First Round
1978	Division Champions	2	0-1	AFC Divisional Round
1976	Wild Card	4	0-1	AFC Divisional Round
1963	Division Champions	--	1-1	AFL Championship Game

*Strike Year | Bold indicates Kraft era

37-21 Record

A MODEL OF CONSISTENCY

Since Kraft took ownership of the team in 1994, the Patriots have had just three head coaches - Bill Parcells (1994-96), Pete Carroll (1997-99) and current head coach Bill Belichick (2000-present). The only team with fewer head coaches since 1994 is the Pittsburgh Steelers, who have had two: Bill Cowher (1992-2006) and Mike Tomlin (2007-present).

FEWEST HEAD COACHES SINCE 1994

AFC EAST HEAD COACHES SINCE 1994

Pittsburgh.....	2	New England.....	3
New England.....	3	N.Y. Jets.....	10
Baltimore Ravens*.....	3	Buffalo.....	10
NFL average.....	7.4	Miami.....	12

*Since 1996



PATRIOTS POINTS OF INTEREST IN 2021

PATRIOTS

- The New England Patriots are tied with the Pittsburgh Steelers for the most Super Bowl wins in the NFL with six.
- The Patriots have played in 11 Super Bowls, the most by any team in NFL history. Dallas, Denver and Pittsburgh have played in eight.
- The Patriots are third in NFL history with 15 Conference Championship Game appearances, one behind the 16 by Pittsburgh and San Francisco.
- The New England Patriots have 37 postseason victories, the most in NFL history. Pittsburgh is second with 36 playoff wins all-time.
- The New England Patriots earned seven No. 1 seeds, behind Denver (8) and San Francisco (9) since playoff seeding began in 1975.
- The Patriots earned a first-round playoff bye an NFL-best 14 times since the current playoff format was instituted in 1990. Pittsburgh and San Francisco are second with nine byes since 1990. New England is the only team in NFL history with nine straight first-round byes (2010-18).
- The Patriots have played in 58 postseason games, fourth-most in NFL history behind Dallas (63), Pittsburgh (62) and Green Bay (60).
- The Patriots need to play in two more postseason games in 2021 to become the fourth NFL team to play in 60 postseason games.
- The Patriots are second with 13 seasons of 12 wins since 1970, behind San Francisco's 14 seasons with 12 victories



- New England has won 13 games in a single season seven times in franchise history. Only San Francisco has more 13-win seasons with 10.
- The New England Patriots have won 14 or more games in a season five times, most in NFL history. San Francisco is second with four 14-win seasons.
- New England has 27 undefeated months since 2000, most in the NFL over that span. Indianapolis is second with 17 undefeated months during that time.
- The Patriots have 34 winning seasons since 1970, second all-time behind Pittsburgh's 37.
- The Patriots have 557 total victories, the third-most wins since 1960, behind the 569 wins by Pittsburgh and the 564 wins by Dallas.
- New England has played in 994 games in franchise history (regular season and playoffs combined) and will play game No. 1,000 in Week 10. They will become the first original AFL team to play in 1,000 games.
- With rookie free agent K Quinn Nordin making the 53-man roster in 2021, the Patriots have now had a rookie free agent make the opening day roster for the 18th straight season, the third-longest streak in the NFL. The L.A. Chargers have had a rookie free agent make their opening day roster for 25 straight seasons and Indianapolis has had a rookie free agent make their opening day roster for 23 straight seasons.
- The Patriots have finished in the top 10 for fewest points allowed in each of the last nine seasons (2012-2020) and need to accomplish the feat in 2021 to tie Tampa Bay, who became the last team to reach 10 straight seasons (1996-2005) for the fewest points allowed.

2021 TEAM NOTES

2021 TEAM CAPTAINS



2021 TEAM CAPTAINS WERE ELECTED BY TEAMMATES

OFFENSE

- C David Andrews and RB James White

DEFENSE

- LB Dont'a Hightower and DB Devin McCourty

SPECIAL TEAMS

- WR Matthew Slater

McCourty and Slater were chosen captains for the 11th consecutive season. Andrews is a captain for the fifth straight year, and Hightower and White were elected for the fourth time.

DIFFERENT POSITIONS

7 BEGAN CAREERS PLAYING A DIFFERENT SPOTS

JAKOB JOHNSON – Moved from a college linebacker and tight end at Tennessee to an NFL fullback.

BRANDON KING – Moved from safety and defensive end at Auburn to a linebacker in the NFL.

JAKOBI MEYERS – Moved from a quarterback during his first year at North Carolina State to a wide receiver.

GUNNER OLSZEWSKI – Moved from a defensive back at Bemidji State to an NFL wide receiver and kick/punt returner.

MIKE ONWENU – Onwenu began his collegiate career at Michigan as a defensive lineman before switching to offensive line following his freshman season.

HARVEY LANGI – Began college career at Utah as a running back before moving to a linebacker and defensive end at BYU.

RONNIE PERKINS – Perkins moved from a defensive lineman at Oklahoma to an NFL linebacker.

GONE AND BACK

26 players have had two stints with New England since 2000 (on the active roster with the Patriots for at least one game in each stint; on the active roster with another team for at least one game in between). That is tied with the Seattle for the most in that category. In 2021, the Patriots have four such players returning for a second stint: Trent Brown, Ted Karras, Harvey Langi and Kyle Van Noy.

PLAYERS WITH MULTIPLE STINTS IN NEW ENGLAND

Player	Years
Tully Banta-Cain.....	2003-06, 2009-10
Caleb Benenoch.....	2019, 2020
Martellus Bennett.....	2016, 2017
LeGarrett Blount.....	2013, 2014-16
Brandon Bolden.....	2012-17, 2019-21
Deion Branch.....	2002-05, 2010-12
Chad Brown.....	2005, 2007
Trent Brown.....	2018, 2021
Andre Carter.....	2011, 2013
Patrick Chung.....	2009-12, 2014-19
Thomas Clayton.....	2010, 2010
Michael Cloud.....	2003, 2005
Jamie Collins.....	2013-16, 2019
Jonathan Freeny.....	2015-16, 2017
Brian Hoyer.....	2009-11, 2017-18, 2021
Ted Karras.....	2016-19, 2021
Harvey Langi.....	2017, 2021
Steve Maneri.....	2010, 2014
Jordan Richards.....	2015-17, 2019
Mike Rivera.....	2012, 2012
Guss Scott.....	2005, 2006
Donté Stallworth.....	2007, 2012
Maugaula Tuitele.....	2000-01, 2002
Kyle Van Noy.....	2016-19, 2021
Ken Walter.....	2001-03, 2006
Ben Watson.....	2004-09, 2019

COLLEGE TEAMMATES REUNITING

The Patriots drafted two players from Alabama (QB Mac Jones and DL Christian Barmore) with their first two picks and drafted two players from Oklahoma with their next two picks (LB Ronnie Perkins and RB Rhamondre Stevenson) in the 2021 NFL Draft. It is the first time in team history that the Patriots drafted two players from the same school followed by two players from the same school in a single draft. Since 1970, the only other team to have two picks from one school followed by their next two picks from one school was the 1992 Los Angeles Rams who drafted DE Sean Gilbert (Pittsburgh) in the first round followed by DB Steve Israel (Pittsburgh) in the second round and then used two third-round picks for DL Marc Boutte (LSU) and WR Todd Kinchen (LSU).



Christian Barmore (left) and Mac Jones (right) at the 2021 NFL Draft



PATRIOTS TEAM NOTES

PATRIOTS CLAIM 11 STRAIGHT WIN OVER THE JETS

The Patriots secured a 25-6 victory over the Jets in Week 2 of the 2021 regular season to mark their 11th straight win over the New York franchise.

PATRIOTS LONGEST WINNING STREAKS

Win Streak	Opponent	Date Begun	Date Ended
15	Buffalo Bills	12/27/03	12/26/10
11	New York Jets	11/27/16	current
11	Buffalo Bills	01/02/83	12/20/87
10	San Diego Chargers	12/02/73	10/14/01

LONGEST CURRENT NFL WINNING STREAKS

Team	Opponent	Win Streak
New England Patriots	New York Jets	11
Philadelphia Eagles	New York Jets	11
Kansas City Chiefs	Denver Broncos	11

LONGEST NFL WINNING STREAKS

Team	Opponent	Win Streak (Dates)
Miami Dolphins	Buffalo Bills	20 (1970-79)
San Francisco 49ers	St. Louis Rams	17 (1990-98)
Washington	Detroit Lions	16 (1968-97)
New England Patriots	Buffalo Bills	15 (2003-10)
San Francisco 49ers	Arizona Cardinals	15 (1990-98)

PATRIOTS DEFENSE PRODUCES FOUR INTERCEPTIONS; END FIRST TWO JETS DRIVES WITH INTERCEPTIONS

The Patriots had four interceptions against the Jets (9/19/21), the most picks in a single game since they had four at Cincinnati on Dec. 15, 2019. The Patriots had four games with four picks total in 2019, including their game on Oct. 21, at the New York Jets, the only other time the Patriots picked off four passes against the Jets. The most picks in a single game in 2020 was in the opener vs. Miami when the Patriots had three interceptions. The Patriots ended the first two Jets drives with interceptions from CB J.C. Jackson and DB Adrian Phillips, leading to 10 points. Jackson added a second interception in the second quarter, and Devin McCourty had a pick in the third quarter. The Patriots finished tied for the NFL lead with Pittsburgh and New Orleans with 18 interceptions in 2020. The Patriots have five picks so far in 2021.

ARCHIVED TEAM NOTES

TWO DECADES OF DOMINANCE

The Patriots finished the 2010s with 125 regular season and 16 postseason wins (141 total), the most ever in a single decade.

TEAMS OF THE DECADES

Team	Years	Reg. Season	Postseason	Total
New England	2010-19	125-35 (.781)	16-7 (.696)	141-42 (.770)
New England	2000-09	112-48 (.700)	14-4 (.778)	126-52 (.708)
Indianapolis	2000-09	115-45 (.719)	9-8 (.529)	124-53 (.701)
San Francisco	1990-99	113-47 (.706)	9-7 (.563)	122-54 (.693)

TRIUMPH IN THE 2000S

The Patriots record of 275-106 (.722) since Bill Belichick became head coach in 2000 is the best in the NFL over that span.

BEST RECORDS SINCE 2000 (INCLUDING POSTSEASON)

Team	W	L	T	Pct.
New England	275	106	0	.722
Pittsburgh	233	131	2	.639
Green Bay	227	139	2	.620
Indianapolis	222	145	0	.605
Baltimore	220	147	0	.599

AFC EAST SUPREMACY

The New England Patriots own a 95-29 (.766) record in regular season AFC East games since the beginning of the 2001 season, compiling the best intra-division record of any team in the NFL.

NFL'S TOP DIVISIONAL RECORDS SINCE 2001

Team	W	L	T	Pct.
New England	95	29	0	.766
Pittsburgh	86	38	1	.692
Green Bay	84	37	2	.691
Indianapolis	83	40	0	.675

AFC EAST DIVISIONAL RECORDS SINCE 2001

Team	W	L	T	Pct.	Div. Titles	Years
New England	95	29	0	.766	17	2001, 03-07, 09-19
Miami	53	71	0	.427	1	2008
N.Y. Jets	50	73	0	.407	1	2002
Buffalo	50	73	0	.407	1	2020

The New England Patriots have won 16 division titles and have 16 playoff berths since realignment in 2002, most in the NFL.

MOST DIVISION TITLES SINCE 2002 REALIGNMENT

Team	Division Titles	Playoff Berths
New England	16	16
Green Bay	11	14
Indianapolis	9	14
Seattle	9	14
Pittsburgh	9	12
Philadelphia	8	11

MOST DIVISION TITLES IN A DECADE

The New England Patriots won 10 division titles in the 2010s, the most ever by a team in a single decade. The Patriots also won 11 straight division crowns overall from 2009-19, an NFL record.

MOST DIVISION TITLES IN A DECADE

Team	Decade	Division Titles
New England	2010-19	10
Minnesota	1970-79	8
New England	2000-09	7
San Francisco	1980-89	7
Dallas	1970-79	7
L.A. Rams	1970-79	7
Pittsburgh	1970-79	7
Cleveland	1950-59	7



PATRIOTS TEAM NOTES

ALL-TIME WINNING SEASONS

The Patriots have 34 seasons since the 1970 merger in which the team has finished above .500, second only to the Pittsburgh Steelers (37). New England also had 19 consecutive winning seasons from 2001-19, the second longest streak in NFL history.

MOST WINNING SEASONS SINCE THE 1970 MERGER

Team	Seasons
Pittsburgh	37
New England.....	34
Dallas.....	33
Minnesota.....	31
Miami.....	31
Denver.....	29

MOST WINNING SEASONS SINCE 2001

Team	Seasons
New England.....	19
Pittsburgh	15
Green Bay	15
Seattle	15
Baltimore	14
Indianapolis.....	14
Philadelphia	13

MOST CONSECUTIVE SEASONS AT .500

MOST CONSECUTIVE SEASONS WITH A .500 RECORD OR BETTER

Team	Seasons	Consecutive Seasons
Dallas	1965-85.....	21
New England	2001-19	19
Cleveland	1957-73.....	17

17 STRAIGHT 10-WIN SEASONS

New England reached at least 10 regular season wins for 17 consecutive seasons (2003-19), most in the NFL since the 1970 merger.

MOST CONSECUTIVE 10-WIN SEASONS

Team	Years	Consec. Seasons w/10+ Wins
New England	2003-19.....	17
San Francisco.....	1983-18	16
Indianapolis.....	2002-10.....	9
Dallas.....	1975-81	7

TEN STRAIGHT 11-WIN SEASONS

The Patriots won 11 games 21 times in team history, including an NFL record 10 consecutive seasons from 2010-19. The Patriots have had 11 or more wins 16 times in Robert Kraft's 27 seasons of ownership after having only four 11-win seasons prior to Kraft purchasing the team (1976, '78, '85 & '86).

MOST 11-WIN SEASONS SINCE 1970 MERGER

Team	11+ Win Seasons
New England.....	21
Pittsburgh	18
Dallas.....	17
San Francisco	16
Denver	15

TEN STRAIGHT 11-WIN SEASONS

MOST CONSECUTIVE 11-WIN SEASONS

Team	Years	Consec. Seasons w/11+ Wins
New England	2010-19	10
Indianapolis.....	2003-09	7
Dallas.....	1976-81	6
San Francisco.....	1994-98	5

SEASONS WITH A DOZEN W'S

The Patriots have 13 seasons of 12 or more wins since 1970, second-most in the NFL over that span.

MOST 12-WIN SEASONS SINCE 1970 MERGER

Team	12+ Win Seasons
San Francisco.....	14
New England.....	13
Dallas	12
Denver	11
Pittsburgh	11

FLOATING ABOVE .500

Since 2001, the New England Patriots have held a record below .500 for only 26 weeks, fewest in the NFL over that span.

FEWEST WEEKS UNDER .500 SINCE 2001

Team	Weeks Under .500
New England.....	26
Pittsburgh	65
Baltimore	68
Green Bay	71
Denver	89

MOST WINS AMONG ORIGINAL AFL TEAMS

The Patriots have the most overall wins among the original eight AFL teams.

OVERALL VICTORY TOTAL OF ORIGINAL AFL TEAMS (INCLUDING PLAYOFFS)

Team	W	L	T
New England	557	428	9
Denver	514	454	10
Kansas City	512	447	12
Las Vegas	509	460	11
L.A. Chargers	474	481	11
Tennessee	470	499	6
Buffalo	457	505	8
N.Y. Jets	423	530	8

TOP 3 IN WINS SINCE 1960

Since the Patriots franchise began play in 1960, they have the third-most wins in professional football.

MOST WINS IN PRO FOOTBALL SINCE 1960 (INCLUDING PLAYOFFS)

Team	W	L	T
Pittsburgh Steelers	569	416	10
Dallas Cowboys	564	427	6
New England Patriots	557	428	9
Green Bay Packers	557	417	15



PATRIOTS TEAM NOTES

NFL'S BEST AT HOME

Since Gillette Stadium opened in 2002, the Patriots own the NFL's best home record. The Patriots hold a 126-29 (.813) record at home in regular season games and a 145-33 (.815) record including playoffs. The Patriots are an NFL-best 189-57 at home since 1994, the year Robert Kraft purchased the team.

BEST HOME RECORDS SINCE 2002 (INCLUDING PLAYOFFS)

Team	W	L	T	Pct
New England	145	33	0	.815
Green Bay	117	48	2	.707
Seattle	116	49	0	.703
Pittsburgh	116	49	1	.702

ROAD WARRIORS

Since the start of the 1994 season when Robert Kraft purchased the team, the Patriots have the best regular season road record in the NFL. New England has finished undefeated on the road twice (2007 and 2016).

BEST ROAD RECORDS SINCE 1994

Team	W	L	T	Pct
New England	133	84	0	.613
Pittsburgh	121	96	1	.557
Green Bay	113	105	0	.518
Indianapolis	111	107	0	.509

WINNING THE CLOSE ONES

Since 2001, New England owns the NFL's best record (including postseason) in games decided by three points or fewer. New England is 7-2 in those close games in the playoffs.

BEST RECORD IN GAMES DECIDED BY 3 POINTS OR FEWER SINCE 2001 (INCLUDING PLAYOFFS)

Team	W	L	T	Win Pct
New England	44	22	0	.667
Indianapolis	50	29	0	.633
Seattle	47	35	1	.572
N.Y. Jets	37	30	0	.552
Denver	43	35	0	.551
Tennessee	47	39	0	.547
Las Vegas	41	34	0	.547
New Orleans	44	37	0	.543

INTER-CONFERENCE RECORD

The New England Patriots own a 59-19 (.756) record vs. NFC teams since realignment in 2002, the best inter-conference record in the NFL during that time.

NFL'S BEST INTER-CONFERENCE RECORD SINCE 2002

Team	W	L	T	Pct.
New England	59	19	0	.756
Pittsburgh	51	25	1	.669
Indianapolis	49	29	0	.628
Baltimore	48	29	0	.623

MODEL OF CONSISTENCY

The New England Patriots have had only one head coach since 2000, showing a level of stability unparalleled in the AFC East.

HEAD COACHES IN AFC EAST SINCE 2000

Team	Head Coaches
New England	1
N.Y. Jets	7
Buffalo	10
Miami	10

OFFENSE

PUT A RUSH ON THAT

The Patriots finished fourth in the NFL with 2,346 rushing yards in 2020, the fourth-highest single-season rushing total in team history.

MOST RUSHING YARDS IN A SEASON IN PATRIOTS HISTORY

Season	Attempts	Yards	Average/Gm
1978	671	3,165	197.8
1976	591	2,948	184.3
1983	538	2,605	162.8
2020	502	2,346	146.6
1985	565	2,331	145.7
1977	603	2,303	164.5

The Patriots finished the season with 4.67 yards per rushing attempt in 2020, the fourth-highest average in team history.

HIGHEST RUSHING AVERAGE IN A SEASON IN PATRIOTS HISTORY

Season	Attempts	Yards	Average/Rush
1976	591	2,948	4.99
1983	538	2,605	4.84
1978	671	3,165	4.72
2020	502	2,346	4.67
1962	432	1,970	4.56

The Patriots scored 20 rushing touchdowns in 2020, tied for seventh-most in a single season in team history and tied for sixth in the NFL in 2020.

MOST RUSHING TDS IN A SEASON IN TEAM HISTORY

Season	Rush TDs
1978	30
2012	25
1976	24
1981	23
2008	21
1974	21
2020	20
2006	20

PENALTY-FREE FOOTBALL

The Patriots committed an NFL-low 62 penalties in 2020, tied for sixth-fewest in a 16-game season.

FEWEST PENALTIES IN A 16-GAME SEASON

Season	Team	Penalties
2012	Atlanta Falcons	55
2008	New England Patriots	57
2010	Atlanta Falcons	58
2007	Seattle Seahawks	59
1992	New Orleans Saints	60
2020	New England Patriots	62
2001	New York Jets	62
1991	Miami Dolphins	62



PATRIOTS TEAM NOTES

400-POINT SEASONS

The Patriots set an NFL record with 13 straight seasons of at least 400 total points (2007-19). The Chargers previously held the record by scoring at least 400 points in eight consecutive seasons from 2004-11. New Orleans has a current streak of 10 straight seasons with 400 points (2011-20).

PROTECTING THE BALL

Since 2008, the Patriots lead the NFL with 85 regular season games without turning the ball over. The Patriots are 74-11 in those games.

ZERO TURNOVER GAMES (SINCE 2008)

New England	85
Green Bay	83
Kansas City	70
Seattle	66
Indianapolis	61
San Francisco	60

BALL SECURITY PAYS OFF

Since 2001, the Patriots are an NFL-best 147-28 when not throwing an interception.

ZERO INT GAMES

Team	Games with No Ints	W-L-T	Win Pct.
New England	175	147-28-0	.840
Green Bay	161	131-28-2	.820
Kansas City	160	110-50-0	.688
Seattle	154	112-41-1	.731
Jacksonville	146	82-64-0	.562

RUSH TO VICTORY

Since 2000, New England is 53-4 in the regular season when a Patriot reaches 100 yards rushing. The only losses during the Bill Belichick era came in a 29-28 loss at Miami (12/20/04) when Corey Dillon rushed for 121 yards, at Kansas City (10/05/20) when Damien Harris had 100 yards rushing in a 26-10 loss, a 24-21 defeat at Buffalo (11/01/20) when Harris had 102 yards rushing and vs. Miami (9/12/21) when Harris had 100 yards.

DEFENSE

FORCING THE ISSUE

The Patriots lead the NFL with a plus-226 turnover margin since 1994.

NFL TURNOVER MARGIN SINCE 1994

New England	+226
Kansas City	+158
Green Bay	+119

LIMITING OFFENSES

The 2020 New England Patriots finished 7th in the NFL for fewest points allowed with 22.1 points allowed per game. The Patriots have finished in top 10 in fewest points allowed in each of the last nine seasons, which is the longest current streak. The last team to do that in nine or more consecutive seasons is Tampa Bay (10 straight from 1996 to 2005).

SPECIAL TEAMS

MOST BLOCKED KICKS SINCE 2014

The Patriots lead the NFL with 20 blocked kicks since 2014.

New England	20 (9 FGs, 3 XPs & 8 Punts)
Philadelphia	19
Denver	16
Miami	16
Baltimore	15





PATRIOTS HOME DOMINANCE



REGULAR SEASON HOME RECORD SINCE 2002

Team	W	L	T	Pct.
New England	126	29	0	.813
Baltimore	112	41	0	.732
Green Bay	110	42	2	.721
Pittsburgh	109	44	1	.711
Seattle	106	47	0	.693
Indianapolis	106	48	0	.688

HOME PLAYOFF RECORD SINCE 2002

Team	W	L	Pct.
Seattle	10	2	.833
San Francisco	5	1	.833
New England	19	4	.826
New Orleans	7	2	.778
Indianapolis	8	3	.727

HOME RECORD SINCE 2002 (INCLUDING PLAYOFFS)

Team	W	L	T	Pct.
New England	145	33	0	.815
Baltimore	114	45	0	.717
Green Bay	117	48	2	.707
Seattle	116	49	0	.703
Pittsburgh	116	49	1	.702

HOME RECORD AFTER HALLOWEEN SINCE 2002 (INCLUDING PLAYOFFS)

Team	W	L	T	Pct.
New England	83	20	0	.806
Baltimore	70	26	0	.729
Indianapolis	71	28	0	.717
Pittsburgh	68	28	1	.706
Seattle	71	30	0	.703

HOME RECORD VS. NFC SINCE 2002

Team	W	L	T	Pct.
Baltimore	30	8	0	.789
Pittsburgh	29	8	1	.776
New England	30	10	0	.750

HOME RECORD VS. DIVISIONAL OPPONENTS SINCE 2002

Team	W	L	T	Pct.
New England	48	10	0	.828
Indianapolis	44	13	0	.772
Pittsburgh	43	15	0	.741
Green Bay	41	15	2	.724
Seattle	40	17	0	.702

POINT DIFFERENTIAL AT HOME SINCE 2002 (INCLUDING PLAYOFFS)

Team	Point Differential
New England	1,829
Green Bay	1,240
Baltimore	1,213
Pittsburgh	1,105
Seattle	1,104

POINTS ALLOWED PER GAME AT HOME SINCE 2002 (INCLUDING PLAYOFFS)

Team	Point Average
Baltimore	17.1
New England	17.7
Seattle	19.1
Pittsburgh	19.2
Green Bay	19.5
Philadelphia	19.6

POINTS SCORED PER GAME AT HOME SINCE 2002 (INCLUDING PLAYOFFS)

Team	Point Average
New England	28.2
New Orleans	28.0
Green Bay	27.0
Pittsburgh	26.0
Seattle	25.8



INSIDE THE NUMBERS

TEAM

6

The Patriots opened and then will close the season with Miami, marking the sixth time in team history that the team will open and close the season against the same opponent. It also happened in 2003 and 2013 against Buffalo, 1974 and 1987 against Miami and 1981 against the Baltimore Colts.

9

The Patriots have finished in top 10 in fewest points allowed in each of the last nine seasons, which is the longest current streak. The last team to do that in 9 or more consecutive seasons is Tampa Bay (10 straight from 1996 to 2005).

14

Justin Bethel finished with a team-high 14 special teams tackles and has now reached double-digit special teams tackles in each of his nine NFL seasons.

18

Jake Bailey had two 60-yard punts vs. New Orleans on Sept. 26, 2021 for his 18th 60-yard punt of his career.

18

With K Quinn Nordin making the 53-man roster, the Patriots have now had a rookie free agent make the team for 18 straight seasons.

19

Mac Jones completed 19 straight passes vs. Tampa Bay on Oct. 3, tied with Tom Brady for the longest streak in Patriots history.

19

J.C. Jackson (19) is tied with Miami's Xavien Howard (19) for most interceptions since 2018.

19

The Patriots went 19 straight seasons (2001-19) without being swept in a series by a division opponent, the longest such streak since the 1970 NFL merger.

31

Jake Bailey finished second in the NFL in 2020 with 31 punts inside the 20-yard line. That mark is also tied for second-most in team history with Lee Johnson (2000) and Ryan Allen (2015). Bailey set the franchise record with 36 punts inside the 20-yard line in 2019.

36

K Nick Folk made a franchise-record 36 straight field goals, tied for the sixth longest in NFL history.

51

Nick Folk's 51-yard field goal at N.Y. Jets (11/09) and his 50-yarder vs. Arizona (11/29) are the longest game-winning field goals as time expired in Patriots history. The previous long was 48 yards by Adam Vinatieri in Super Bowl XXXVI vs. the Rams.

70

Mac Jones (74.4) and (73.3) completed over 70 percent of his passes in his first two games and became the first NFL quarterback to start his career with two 70-plus completion games.

90

The Patriots have gone 90 straight games (regular and postseason) scoring in the first half, an NFL record. The Patriots also own the second-longest streak at 82 games with a first-half score (2006-11).

102-2

The Patriots are 102-2 all-time at Gillette Stadium in the regular season when leading at halftime.

1,012

Mac Jones leads all rookie quarterbacks with 1,012 passing yards through the first four weeks.

ROBERT KRAFT

6

The number of Super Bowl championships the Patriots have won since Robert Kraft purchased the team in 1994. That mark is tied for most in Super Bowl history.

10

The number of conference championships the Patriots have won since Robert Kraft purchased the team in 1994, the NFL record for most conference championships as an owner.

19

The number of division championships won by the Patriots since Kraft purchased the team in 1994.

21

The number of playoff berths earned by the Patriots in the 27 seasons since Robert Kraft purchased the team.

48

The number of playoff games the Patriots have appeared in since 1994, the most in the NFL. Green Bay is second with 36.

332

The number of games the Patriots have won, including playoffs, since Robert Kraft purchased the franchise in 1994. Prior to Kraft's ownership, the team had won 225 total games in its entire 34-year history from 1960-93.

BILL BELICHICK

3

Bill Belichick's 312 wins (regular season and playoffs combined) ranks third among all-time NFL head coaches.

4

Bill Belichick is the first head coach to lead his team to four 500-point seasons (2007, 10-12).

6

Bill Belichick has won six Super Bowls as a head coach, the most Super Bowl wins by a head coach in NFL history.

7

The number of 13-win seasons by Bill Belichick, the most among all NFL coaches.

9

Bill Belichick has the most conference championships by a head coach with nine.

12

Super Bowl LIII was Belichick's 12th Super Bowl overall, including nine as a head coach and three as an assistant coach.

19

Bill Belichick led the Patriots to 19-straight seasons with a winning record (2001-19), second all-time behind Tom Landry, whose Dallas Cowboys accomplished the feat 20 straight seasons from 1966-85.

31


Bill Belichick has the most postseason victories by an NFL coach with 31. Tom Landry is second with 20 postseason wins.

50

Bill Belichick has won at least one game in 50 different stadiums, including the postseason.



BILL BELICHICK NEWS & NOTES



BELICHICK BY THE NUMBERS

47TH COACHING SEASON | 47TH NFL SEASON
22ST SEASON AS PATRIOTS HEAD COACH
27TH HEAD COACHING SEASON

SUPER BOWL WINS (8):

'86 | '90 | '01 | '03 | '04 | '14 | '16 | '18

CONFERENCE TITLES (12):

'86 | '90 | '96 | '01 | '03 | '04 | '07 | '11 | '14 | '16 | '17 | '18

DIVISION TITLES (24):

'75 | '78 | '86 | '89 | '90 | '96 | '98 | '01 | '03 | '04 | '05
 '06 | '07 | '09 | '10 | '11 | '12 | '13 | '14 | '15 | '16 | '17 | '18 | '19

CAREER RECORD: 312-151 (.674)

REGULAR SEASON: 281-139 (.669)

POSTSEASON: 31-12 (.721)

PATRIOTS RECORD: 275-106 (.722)

Bill Belichick is the only head coach in NFL history to win six Super Bowl titles. He won more games overall (141) during a 10-year stretch (2010-19) than any other coach in NFL history. In 2007, Belichick led the Patriots to the fourth undefeated and untied regular season in NFL history and the first since the NFL established a 16-game schedule in 1978. His 47 consecutive years as an NFL coach are most in NFL history, passing the 45 by Dick LeBeau. The only other NFL coach with at least 40 consecutive NFL coaching seasons is Tom Moore with 41.



BELICHICK POINTS OF INTEREST

- Belichick has an NFL-best six Super Bowl championships as a head coach, joining George Halas and Curly Lambeau as the only NFL coaches with six championships since the league began postseason play in 1933.
- Belichick is third all-time with 281 career regular season wins, behind Don Shula (328) and George Halas (318).
- Belichick has 312 total victories (regular season and playoffs combined), third all-time behind Don Shula (347) and George Halas (324).
- Belichick's 17 division titles are most by a head coach in NFL history. Don Shula and Tom Landry are tied for second with 13.
- Belichick owns the NFL record with 17 seasons of 11 wins in the regular season. Don Shula is second with 13.
- Belichick has the NFL record with 13 seasons with 12 regular season victories. Don Shula is second with eight.

BELICHICK POINTS OF INTEREST

- Belichick is the only head coach in NFL history with seven seasons of 13-plus wins. George Seifert is second with four 13-win seasons.
- Belichick has five 14-win seasons. George Seifert is second with three 14-win seasons.
- Belichick has led his teams to 18 postseason berths as a head coach, tied with Tom Landry for second all-time, behind the 19 by Don Shula.
- The 2021 is Belichick's 47th consecutive NFL season as a coach, the most consecutive coaching seasons in NFL history.
- Belichick has 245 regular season wins with the Patriots and needs five regular season wins in 2021 to reach 250 and join Tom Landry (250). Don Shula (257) and George Halas (318) to become the fourth coach with at least 250 career regular season wins with one team.



BILL BELICHICK NEWS & NOTES

ACCOMPLISHMENTS

- Belichick (463 games) coached in his 455th game at L.A. Chargers (12/06), moving past Tom Landry for the third-most games coached, behind the 526 by Don Shula and the 506 by George Halas.
- Belichick has 245 regular season wins as New England Patriots head coach, fourth-most for a head coach with a single team behind George Halas's 318 with Chicago, Don Shula's 257 with Miami and Tom Landry's 250 with Dallas
- Belichick is in his 22nd year as head coach of the New England Patriots in 2020 and is one of seven to serve as head coach for one team for at least 20 years.

THE SECOND HIGHEST WINNING PCT.

Bill Belichick's 312 career wins as a head coach are third-most in NFL history and his career winning percentage of .675 is second in NFL history.

TOP WINNING PERCENTAGE AMONG HEAD COACHES WITH AT LEAST 160 WINS (INCL. POSTSEASON)

Head Coach	Team(s)	Years	W	L	T	Pct.
George Halas	Chicago	1920-29, 33-41, 46-55, 58-67	324	151	31	.682
Bill Belichick	CLE/NE	1991-95, 2000-21	312	151	0	.674
Don Shula	BLT/MIA	1963-95	347	173	6	.666
Curly Lambeau	GB/CHI/WAS	1921-53	229	134	22	.630

NOTE: Winning percentage calculated using current NFL rules, counting a tie as a half-win, half-loss.

MOVING ON UP

Bill Belichick ranks third all-time in NFL history with 312 career wins.

MOST WINS BY NFL COACHES (INCL. POSTSEASON)

Head Coach	Team(s)	Years	W	L	T
Don Shula	BLT/MIA	1963-95	347	173	6
George Halas	Chicago	1920-29, 33-41, 46-55, 58-67	324	151	31
Bill Belichick	CLE/NE	1991-95, 2000-21	312	151	0
Tom Landry	Dallas	1960-88	270	178	6
Andy Reid	PHI/KC	1999-2021	240	147	1
Curly Lambeau	GB/CHI/WAS	1921-53	229	134	22

SUPER SUCCESS

Bill Belichick has won six Super Bowls, the most by a head coach.

MOST SUPER BOWL VICTORIES

Head Coach	Team	Titles	Seasons
Bill Belichick	New England	6	2001, 03-04, 14, 16, 18
Chuck Noll	Pittsburgh	4	1974-75, 78-79
Joe Gibbs	Washington	3	1982, 87, 91
Bill Walsh	San Francisco	3	1981, 84, 88

NOTE: Sorted by most recent championship. Super Bowls have determined the NFL champion since 1966.

ELITE COMPANY

Bill Belichick joined George Halas and Curly Lambeau as the only coaches with six NFL championships.

HEAD COACHES WITH FOUR OR MORE NFL TITLES

Coach	NFL Titles	Championship Teams
Bill Belichick	6	New England (SB XXXVI, XXXVIII, XXXIX, XLIX, LI and LIII)
George Halas	6	Chicago (1921, 33, 40, 41, 46 & 63)
Curly Lambeau	6	Green Bay (1929, 30, 31, 36, 39 & 44)
Vince Lombardi	5	Green Bay (1961, 62, 65, SB I & II)
Chuck Noll	4	Pittsburgh (SB IX, X, XII, XIV)

12 SUPER BOWL APPEARANCES

Super Bowl LIII was Bill Belichick's 12th career Super Bowl appearance, the most appearances by a coach who eventually became a head coach.

MOST SUPER BOWL APPEARANCES AS A HEAD COACH (INCLUDING YEARS AS AN ASSISTANT)

Bill Belichick12 (nine as a head coach)
Dan Reeves 7 (four as a head coach)
Don Shula6 (six as head coach)
Tom Landry5 (five as a head coach)
Chuck Noll5 (four as a head coach)
Marv Levy5 (four as a head coach)
Andy Reid5 (three as a head coach)

NINE CONFERENCE TITLES ARE THE MOST IN SUPER BOWL ERA

The 2018 AFC Championship was Bill Belichick's ninth conference championship, the most in NFL history during the Super Bowl era (since 1966).

MOST CONFERENCE CHAMPIONSHIPS BY A HEAD COACH IN SUPER BOWL ERA

HEAD COACH	TEAM	#	SEASONS	SUPER BOWL APPEARANCES
Bill Belichick	New England	9	2001, 2003, 2004, 2007, 2011, 2014, 2016, 2017, 2018	XXXVI, XXXVIII, XXXIX, XLII, XLVI, XLIX, LI, LII, LIII
Don Shula	Baltimore/Miami	6	1968, 1971, 1972, 1973, 1982, 1984	III, VI, VII, VIII, XVII, XIX
Tom Landry	Dallas	5	1970, 1971, 1975, 1977, 1978	V, VI, X, XII, XIII
Joe Gibbs	Washington	4	1982, 1983, 1987, 1991	XVII, XVIII, XXII, XXVI
Bud Grant	Minnesota	4	1969, 1973, 1974, 1976	IV, VII, IX, XI
Marv Levy	Buffalo	4	1990, 1991, 1992, 1993	XXV, XXVI, XXVII, XXVIII
Chuck Noll	Pittsburgh	4	1974, 1975, 1978, 1979	IX, X, XIII, XIV
Dan Reeves	Denver/Atlanta	4	1986, 1987, 1989, 1998	XXI, XXII, XXIV, XXIII



BILL BELICHICK NEWS & NOTES

POSTSEASON COACHING MARK

Bill Belichick coached in his NFL-record 37th postseason game in the 2017 AFC Divisional Playoff against Tennessee, moving past Tom Landry and Don Shula. He has now coached in 43 postseason games, the most in NFL history.

MOST POSTSEASON GAMES AS A HEAD COACH

Head Coach	Team(s)	Games
Bill Belichick	Cleveland/New England	43
Tom Landry	Dallas	36
Don Shula	Baltimore/Miami	36
Andy Reid	Philadelphia/Kansas City	32
Chuck Noll	Pittsburgh	24
Mike Holmgren	Green Bay/Seattle	24
Joe Gibbs	Washington	24

13 CONFERENCE CHAMPIONSHIP GAME APPEARANCES

Coach Belichick reached his 13th conference championship game as a head coach in 2018, extending his record for the most since the 1970 merger.

MOST CONFERENCE CHAMPIONSHIP GAMES AS A HEAD COACH

Head Coach	Conference Championship Games
Bill Belichick	13
Tom Landry	10
Andy Reid	8
Don Shula	7
Chuck Noll	7
John Madden	6
Bill Cowher	6

MOST POSTSEASON WINS

Coach Belichick earned his NFL-record 21st postseason victory after the Patriots defeated the Indianapolis Colts in the 2014 AFC Championship Game. He now has 31 career postseason victories.

MOST PLAYOFF WINS BY AN NFL HEAD COACH

COACH	TEAM(s)	WINS
Bill Belichick	CLE/NE	31
Tom Landry	Dallas	20
Don Shula	BLT/MIA	19
Andy Reid	KC/PHIL	17
Joe Gibbs	Washington	17
Chuck Noll	Pittsburgh	16

BEST NFL POSTSEASON WIN PERCENTAGE (MINIMUM 10 GAMES)

HEAD COACH	TEAM	W	L	PCT.
Vince Lombardi	GB/WAS	9	1	.900
Tom Flores	Oakland	8	3	.727
Bill Belichick	CLE/NE	31	12	.721
Bill Walsh	San Francisco	10	4	.714
Joe Gibbs	Washington	17	7	.708
Jimmy Johnson	DAL/MIA	9	4	.692

POSTSEASON BERTHS

Bill Belichick has led his teams to 18 postseason berths, tied for second all-time among NFL head coaches.

NFL HEAD COACHES WITH THE MOST POSTSEASON BERTHS

Head Coach	Postseason Appearances
Don Shula	19
Bill Belichick	18
Tom Landry	18

DIVISION TITLES RECORD

Coach Belichick guided the Patriots to the AFC East title in 2019. His 17 division titles are the most by a head coach in NFL history. Don Shula and Tom Landry are second with 13 titles.

MOST CONSECUTIVE DIVISION TITLES

Coach Belichick is the first NFL coach to lead his team to 11 consecutive division titles, after claiming the AFC East crown in 2019. Paul Brown (1950-55), Tom Landry (1966-71), Bud Grant (1973-78) and Chuck Noll (1974-79) led their teams to six straight titles.

NFL COACHES WITH THE MOST CONSECUTIVE DIVISION TITLES

Head Coach	Team	Consec. Div. Titles
Bill Belichick	New England	11 (2009-19)
Paul Brown	Cleveland	6 (1950-55)
Tom Landry	Dallas	6 (1966-71)
Bud Grant	Minnesota	6 (1973-78)
Chuck Noll	Pittsburgh	6 (1974-79)

CAREER MILESTONE

Coach Belichick is the fourth NFL head coach to reach 250 career regular season victories. His 281 regular season wins are third-most all-time.

MOST REGULAR SEASON WINS, NFL HEAD COACHES

Head Coach	Team(s)	W	L	T
Don Shula	BLT/MIA	328	156	6
George Halas	Chicago	318	148	31
Bill Belichick	CLE/NE	281	139	0
Tom Landry	Dallas	250	162	6
Curly Lambeau	GB/CHI/WAS	226	132	22
Andy Reid	PH/KC	223	132	1

CLIMBING THE WINS LADDER

Belichick has 245 career regular season wins with the Patriots, the fourth-most regular season wins with one team among head coaches.

NFL HEAD COACHES WITH THE MOST REGULAR SEASON WINS WITH ONE TEAM

Coach	Team	W	L	T
George Halas	Chicago	318	148	31
Don Shula	Miami	257	133	2
Tom Landry	Dallas	250	162	6
Bill Belichick	New England	245	95	0
Curly Lambeau	Green Bay	209	104	21



BILL BELICHICK NEWS & NOTES

PATRIOTS RENAISSANCE

Once head coach Bill Belichick implemented his coaching design on the Patriots, his approach has given him the best record of any NFL head coach since 2001 (including the postseason).

NFL COACHES RECORDS SINCE 2001 (MINIMUM 50 GAMES)

Coach	Team(s)	W	L	T	Pct.
Bill Belichick	New England	270	95	0	.740
Tony Dungy	TB/IND	101	41	0	.711
Jim Harbaugh	San Francisco	49	22	1	.688
Bill Cowher	Pittsburgh	70	35	1	.665
Sean McVay	L.A. Rams	49	25	0	.662

3X COACH OF THE YEAR

The Associated Press has named Bill Belichick the NFL's Coach of the Year in 2003, 2007 and 2010. He joined Don Shula (four-time winner) and Chuck Knox as the only three-time winners.

ABOVE THE CENTURY MARK

Bill Belichick has an overall record of 312-151, 161 games above the .500 mark. Belichick, Don Shula and George Halas are the only coaches with 100 more wins than losses.

COACHES WITH 100 OR MORE WINS THAN LOSSES

Head Coach	Team(s)	W	L	T	Wins above .500
Don Shula	BLT/MIA	347	173	6	174
George Halas	Chicago	324	151	31	173
Bill Belichick	CLE/NE	312	151	0	161

500+ FOR 3 STRAIGHT YEARS

Coach Belichick became the first head coach in NFL history to lead his team to three straight 500-point seasons (2010-12) and four overall (2007-589, 2010-518, 2011-513 and 2012-557). St. Louis was the only other team to have done it three times (1999-526, 2000-540, 2001-503).

BILL BELICHICK'S 500-POINT SEASONS

Season	Points Scored
2007.....	589
2010.....	518
2011.....	513
2012.....	557

TWO DECADES WITH THE PATRIOTS

The 2021 season is Bill Belichick's 22nd year as head coach of the New England Patriots. He is one of seven to coach one team for at least 20 years.

20 YEAR HEAD COACHES WITH ONE TEAM

Head Coach	Years with Team
George Halas.....	40 with Chicago
Curly Lambeau.....	29 with Green Bay
Tom Landry.....	29 with Dallas
Don Shula.....	26 with Miami
Chuck Noll.....	23 with Pittsburgh
Steve Owen.....	23 with N.Y. Giants
Bill Belichick.....	22 with New England

BETTER THAN AVERAGE

Coach Belichick led the Patriots to 19 straight seasons with a winning record (2001-19), second all-time behind Tom Landry, whose Dallas Cowboys accomplished the feat 20 straight seasons.

MOST CONSECUTIVE SEASONS WITH A WINNING RECORD

Head Coach	Team	Years
Tom Landry.....	Dallas.....	20 – 1966-85
Bill Belichick.....	New England.....	19 – 2001-19
Curly Lambeau.....	Green Bay.....	14 – 1934-47
Curly Lambeau.....	Green Bay.....	12 – 1921-32
George Halas.....	Chicago.....	10 – 1933-42
John Madden.....	Oakland.....	10 – 1969-78

DOUBLE-DIGIT WINS

Coach Belichick led New England to 17 consecutive seasons with at least 10 wins, an NFL record.

MOST CONSECUTIVE 10-WIN SEASONS

Team	Years	Consec. Seasons w/10+ Wins
New England.....	2003-19.....	17
San Francisco.....	1993-98.....	16
Indianapolis.....	2002-10.....	9
Dallas.....	1975-81.....	7

DIVISIONAL SUCCESS

HIGHEST WIN PCT. VS. DIVISION OPPONENTS (SINCE 1970 - MINIMUM 60 GAMES)

Head Coach	Team(s)	W	L	T	Win Pct.
George Allen	LAR/WAS	42	18	2	.700
Mike Tomlin	Pittsburgh	58	26	1	.688
Bud Grant	Minnesota	69	31	1	.688
Tom Landry	Dallas	101	46	0	.687
Bill Belichick	CLE/NE	112	52	0	.683

MOST WINS VS. DIVISION OPPONENTS SINCE 1970

Head Coach	Team(s)	Wins vs. Div. Opponents
Don Shula.....	Miami.....	132
Bill Belichick.....	CLE/NE.....	112
Tom Landry.....	Dallas.....	101
Dan Reeves.....	DEN/NYG/ATL.....	95
Marty Schottenheimer.....	CLE/KC/SD/WAS.....	95



PATRIOTS OFFENSIVE NOTES

WR NELSON AGHOLOR



A DEEP THREAT

- WR Nelson Agholor finished second in the NFL in 2020 by averaging a career-high 18.7 yards per reception.

2020 NFL YARDS PER RECEPTION LEADERS (MINIMUM 30 RECEPTIONS)

Player	Team	Rec.	Yds.	Avg.
1. M. Valdes-Scantling	Green Bay	33	690	20.9
2. Nelson Agholor	Las Vegas	48	896	18.7
3. DJ Moore	Carolina	66	1,193	18.1
4. Gabriel Davis	Buffalo	35	599	17.1
5. Breshad Perriman	N.Y. Jets	30	505	16.8

RB BRANDON BOLDEN

JERSEY SWAP

- Heading into his 9th season in the league, RB Brandon Bolden announced that he would change jersey numbers. Instead of wearing the familiar No. 38 that he wore previously with New England as well as his one season in Miami in 2018, he will be moving forward in jersey number 25.



- The reason behind the move is in honor of his grandfather Frank Pitts, who wore that number during his time as a pro football player during his 10 seasons with the Kansas City Chiefs, Cleveland Browns and Oakland Raiders.

- "So I was asked 'Why did I change my number?' Well, long story short my grandfather wore it for 11 years and I thought it would be best that he at least saw his oldest grandson play in the same number he played in, even though it's the NFL now and not the AFL he remembers," Bolden said.

- Pitts was part of the Kansas City Chiefs team that won Super Bowl V and played in the first Super Bowl.

OL TRENT BROWN

BACK IN NEW ENGLAND

- When the Patriots acquired Trent Brown in 2021 via trade for the second time, he became the fourth NFL player since 1980 to be traded to the same team multiple times.

PLAYERS TRADED MULTIPLE TIMES TO SAME TEAM (SINCE 1980)

PLAYER	TEAM	TRADE #1	TRADE #2
Walter White	Arizona	1980	1980
Mark Hermann	Indianapolis	1983	1988
Jerome Harrison	Philadelphia	2010	2011
Trent Brown	New England	2018	2021



RB DAMIEN HARRIS

WHAT TO LOOK FOR IN 2021

- Damien Harris averaged 5.04-yards per carry (137 rushing attempts for 691 yards) in 2020, becoming the fourth Patriots player to finish with at least a 5.0-yard average (minimum 100 attempts) in a season. The best back-to-back average in team history was Craig James with a 4.9 average in 1984 followed by a 4.7-yard average in 1985.

BETTER THAN AVERAGE

- Harris averaged 5.04-yards per carry (137 rushing attempts for 691 yards) in 2020. Four other Patriots have finished with at least a 5.0-yard average (minimum 100 attempts) in a single season. Harris finished 2020 with the fourth-highest single-season rushing average in team history.

HIGHEST RUSH AVERAGE IN A SEASON/PATRIOTS HISTORY (MINIMUM 100 ATTEMPTS)

Player	Season	Attempts	Yards	Average
Don Calhoun	1976	129	721	5.59
Mosi Tatupu	1983	106	578	5.45
LeGarrette Blount	2013	153	772	5.05
Damien Harris	2020	137	691	5.04
Carl Garrett	1969	137	691	5



PATRIOTS OFFENSIVE NOTES

QB MAC JONES

HIGH COMPLETION PCT.

• New England Patriots 2021 first-round draft pick Mac Jones made his first NFL start in the season-opener vs. Miami on Sept. 12 and completed 29-of-39 passes for 281 yards with one touchdown for a completion percentage of 74.4. That is the fourth-highest completion percentage by a rookie in Week 1 since 1970 (min. 10 attempts).



Date	Player	Att.	Comp.	PCT.
09/08/2019	Gardner Minshew (Jacksonville)	25	22	.880
09/13/2015	Marcus Mariota (Tennessee)	15	13	.867
09/10/2018	Sam Darnold (New York Jets)	21	16	.762
09/12/2021	Mac Jones (Patriots)	39	29	.744
09/05/1993	Rick Mirer (Seattle)	27	20	.741

MAC JONES - FIRST NFL QB WITH 70-PLUS COMPLETION PERCENTAGE IN FIRST TWO GAMES

Jones followed a 74.4 completion percentage in the opener against Miami by completing 73.3 percent of his passes (22-of-30 passes) for 186 yards at the NY Jet. He is the first quarterback with a 70-plus completion percentage in each of his first two games (min. 10 attempts in each game).

WR JAKOBI MEYERS

WHAT TO LOOK FOR IN 2021

• WR Jakobi Meyers (112 receptions for 1,334 yards) has the most career receptions and receiving yards by any undrafted Patriots receiver that began his career with the team. His 59 receptions for 729 yards in 2020 were also the most in a single season by a rookie free agent that was originally signed by the team. He will look to add to that total during the 2021 season.



MEYERS USING HIS ARM

• Meyers threw two touchdown passes in 2020. He completed a 24-yard touchdown pass to RB Rex Burkhead vs. Baltimore (11/15) and a 19-yard touchdown pass to QB Cam Newton vs. N.Y. Jets (1/3). Overall, Patriots wide receivers completed four passes in 2020. WR Julian Edelman also completed two passes. The four pass completions by wide receivers are the most in team history. They had two in 1979, '80, '18 and '19.

MEYERS MAKES HIS MARK

• Meyers has the most receptions and receiving yards for any undrafted player who signed with the Patriots as an undrafted free agent.

MOST RECEPTIONS & YARDS BY AN UNDRAFTED PATRIOT

Player	Seasons	Rec.	Yds	Avg.	TDs
Jakobi Meyers	2019-21	112	1,334	11.9	0
Brandon Bolden	2012-17, 19	56	484	8.6	3
Will Moore	1995-96	46	539	11.7	1
Ray Crittenden	1993-94	44	672	15.3	4
Kenbrell Thompkins	2013-14	38	519	13.7	4

MOST RECEPTIONS & YARDS BY AN UNDRAFTED PATRIOT (SINGLE SEASON)

Player	Season	Rec.	Yds	Avg.	TDs
Jakobi Meyers	2020	59	729	12.4	0
Will Moore	1995	43	502	11.7	1
Kenbrell Thompkins	2013	32	466	14.6	4
Ray Crittenden	1994	28	379	13.5	3
Jakobi Meyers	2019	26	359	13.8	0

MULTIPLE TDS FROM JAKOBI

• Meyers (two touchdown passes) became the third Patriots wide receiver to throw a touchdown pass under head coach Bill Belichick. David Patten threw a 60-yard touchdown pass on Oct. 21, 2001, at Indianapolis and WR Julian Edelman threw a 15-yard touchdown pass to WR Phillip Dorsett at Philadelphia on Nov. 17, 2019.

A SPECIAL BIRTHDAY PERFORMANCE

• Meyers set career highs on his 24th birthday (11/09/20) with 12 receptions for 169 yards in a win over the New York Jets. His previous career highs were six receptions in Week 8 at Buffalo and 74 yards receiving vs. Dallas on Nov. 24, 2019. The 12 receptions were the most by a Patriot since Julian Edelman caught 13 passes at Miami on Dec. 15, 2013.

POSITIONAL SWITCH AND A CHANCE MEETING

• Jakobi Meyers and Cam Newton were teammates in 2020, but the wide receiver and former quarterback looked up to Newton and had a chance meeting with him while at an impressionable age. "When I was younger in high school, I made [Newton's] 7-on-7 team – his all-star team – and we traveled to Florida to play in a league," Meyers said. "We ended up losing, but it was still a great experience. It was a good experience to meet Cam when I was very young. A lot of guys where I come from look up to him, so that was definitely a once-in-a-lifetime opportunity for me."

JAKOBI JOINS ELITE CLUB

• Meyers, who threw touchdown passes in Weeks 10 and 17 in 2020, became the fourth wide receiver with two touchdown passes in a single season in the Super Bowl era, joining Rod Gardner (2003), Antwan Randle El (2010) and Odell Beckham Jr. (2018).

G SHAQ MASON

A FAMOUS NAMESAKE

• A noted sports fan and basketball enthusiast, Shaq's mother, Alicia McGuire, named her son Shaquille Olajuwon Mason in 1993 after her two favorite NBA stars at the time, Shaquille O'Neal and Hakeem Olajuwon. The Tennessee native had the opportunity to meet one of his namesakes at a Memphis Grizzlies game while O'Neal was a member of the Miami Heat, receiving a special meet-and-greet and having his jersey signed.

HELLO
MY NAME IS





PATRIOTS DEFENSIVE NOTES

LB JA'WHAUN BENTLEY

2020 ACCOMPLISHMENTS

- LB Ja'Whaun Bentley set single-season career-highs with 91 tackles and 1½ sacks in 2020.



Ja'Whaun and his family were homeless starting his freshman year of high school, living with one set of grandparents, then the other, then an aunt. Ja'Whaun and his brother slept on couches and floors at times over the course of several years. Once Ja'Whaun entered the NFL, he was able to secure permanent housing for his family.

CB STEPHON GILMORE

LOCK-DOWN DEFENDER

- CB Stephon Gilmore tied for the NFL lead with six interceptions and led the NFL with 20 passes defended in 2019. The six interceptions marked a career-high and 20 passes defended matched the career-high 20 he had in 2018.
- Selected to the Pro Bowl in 2020 for the fourth time in his NFL career.



2019 NFL INTERCEPTION LEADERS

Player	Team	Interceptions
Stephon Gilmore	New England	6
Tre'Davious White	Buffalo	6
Anthony Harris	Minnesota	6

2019 NFL PASSES DEFENSED LEADERS

Player	Team	Passes Defensed
Stephon Gilmore	New England	20
Carlton Davis	Tampa Bay	18
Logan Ryan	Tennessee	18
Tre'Davious White	Buffalo	17
Jamel Dean	Tampa Bay	17
Joe Haden	Pittsburgh	17
Jaire Alexander	Green Bay	17

MOST PASSES DEFENSED IN A SINGLE SEASON IN PATRIOTS HISTORY

Player	Passes Defensed
Ty Law (1998)	27
Asante Samuel (2006)	24
Maurice Hurst (1994)	23
Ty Law (2003)	23
Tyrone Poole (2003)	21
Stephon Gilmore (2019)	20
Stephon Gilmore (2018)	20

2019 NFL DEFENSIVE PLAYER OF THE YEAR

THE FIRST PATRIOT TO WIN THE ACCOLADE



HAS EARNED FOUR PRO BOWL SELECTIONS AND WAS A UNANIMOUS ALL-PRO FIRST TEAM SELECTION IN 2019.

TIED FOR NFL LEAD WITH SIX INTERCEPTIONS AND LED THE NFL WITH 20 PASSES DEFENSED IN 2019.



LEAGUE LEADER

- Since entering the NFL in 2012, Stephon Gilmore is second in the NFL with 114 passes defended.

NFL PASSES DEFENSED LEADERS SINCE 2012

Player	Team	Passes Defensed
Janoris Jenkins	STL/NYG/NO/TEN	121
Stephon Gilmore	BUF/NE	114
Joe Haden	CLE/PIT	113
Darius Slay	DET/PHI	111
Johnathan Joseph	HOU/TEN	109

SERIOUS BALL SKILLS

- Gilmore became the 11th player since 2000 to record back-to-back seasons with 20 or more passes defended.

CONSECUTIVE SEASONS - 20+ PASSES DEFENSED

Player	Team	Seasons
Stephon Gilmore	New England	2018 (20) & 2019 (20)
Kyle Fuller	Chicago	2017 (22) & 2018 (21)
Casey Howard	L.A. Chargers	2016 (20) & 2017 (22)
Marcus Peters	Kansas City	2015 (26) & 2016 (20)
Joe Haden	Cleveland	2013 (20) & 2014 (20)
Tramon Williams	Green Bay	2010 (20) & 2011 (22)
Leon Hall	Cincinnati	2008 (24) & 2009 (24)
Champ Bailey	Denver	2005 (23) & 2006 (21)
Marcus Trufant	Seattle	2003 (20) & 2004 (20)
Marcus Coleman	Houston	2002 (22) & 2003 (22)
Troy Vincent	Philadelphia	2000 (22) & 2001 (27)

GILMORE LEARNS FROM PATRIOTS PREDECESSORS

- Gilmore may be one of the best cover corners in football, and recognizes the importance of the history of his position. "I'm a big history person. I like to know my history. I've watched the players who have played the game. I wouldn't be in the position I'm in now without those guys," Gilmore told the *Boston Herald*. As a player who appreciates the history of the game, Gilmore has placed emphasis on building relationships with former Patriots defensive backs and Pro Football Hall of Famers Ty Law and Mike Haynes.

LB DONT'A HIGHTOWER

WINNER ON MULTIPLE LEVELS

- Dont'a Hightower (three Super Bowl championships and two national titles at Alabama) and Russell Maryland (two national championships at Miami and three Super Bowl Championships with Dallas) are the only two players in NFL history with at least two national championships and two Super Bowl wins.

MR. FEBRUARY

- Hightower has made two Super-Bowl altering plays during his career and was part of a record-setting performance in another. Head coach Bill Belichick referred to Hightower as "Mr. February" at the team's Super Bowl LIII ring ceremony.
- In Super Bowl XLIX vs. Seattle, Hightower made a crucial tackle on Seahawks RB Marshawn Lynch at the 1-yard line the play before CB Malcolm Butler intercepted Seattle QB Russell Wilson to seal the victory in the waning moments.
- New England trailed the Atlanta Falcons, 28-12, midway through the fourth quarter when Hightower strip-sacked Falcons QB Matt Ryan at the Atlanta 25-yard line. The fumble was recovered by the Patriots and the turnover led to a touchdown that helped spark the record comeback in Super Bowl LI.
- Led a defensive unit in the Super Bowl LIII win over the L.A. Rams (2/3/19). Hightower recorded two sacks and a pass defended as part of a stifling defense that became the second team in Super Bowl history to hold its opponent to just three points.



DB J.C. JACKSON

WHAT TO LOOK FOR IN 2021

- J.C. Jackson led the Patriots with nine interceptions in 2020. Asante Samuel set the team record for most interceptions in consecutive seasons with 16. Samuel picked off 10 passes in 2006 and six in 2007.
- Jackson has 19 interceptions since 2018, tied for the most in the NFL over that span with the Miami's Xavien Howard.
- Jackson led the NFL with 11 takeaways in 2020. From 2019-20, Jackson had a total of 16 takeaways, tied with Ron Hall (1963-64) and Asante Samuel (2006-07) for the best two-year total in New England. The Patriots record for most takeaways in a three-year span is 22 by Ron Hall (1964-66 - (20 interceptions in two fumble recoveries).



ACTION JACKSON

- J.C. Jackson is tied with Miami's Xavien Howard for the most interceptions since he entering the NFL as a rookie free agent in 2018 with a total of 19 interceptions. He has three games with two interceptions, most recently at the New York Jets on Sept. 19, 2021. Jackson led the NFL in 2020 with 11 total takeaways (nine interceptions and two fumble recoveries).

MOST INTERCEPTIONS SINCE 2018

Player	Team	Interceptions
J.C. Jackson	New England	19
Xavien Howard	Miami	19
Tyrann Mathieu	HOU/KC	14
Justin Simmons	Denver	13
Quandre Diggs	DET/SEA	12
Marcus Peters	LAR/BAL	12

EXCLUSIVE INT CLUB

- Jackson became the fifth Patriot and first since Asante Samuel (2006-07) to net at least five interceptions in consecutive seasons. Jackson totaled five interceptions last year and had nine in 2020. He is the only NFL player to have at least five picks in the last two seasons.

MOST CONSECUTIVE SEASONS WITH 5+ INTERCEPTIONS

Player	INTs (Year)	INTs (Year)	INTs (Year)
Ron Bolton	6 (1973)	7 (1974)	5 (1975)
Mike Haynes	8 (1976)	5 (1977)	6 (1978)
J.C. Jackson	5 (2019)	9 (2020)	
Raymond Clayborn	5 (1979)	5 (1980)	
Asante Samuel	10 (2006)	7 (2007)	

JACKSON SETS TEAM PICK RECORD

- Jackson set a team record in the win over Baltimore (11/15) with an interception in his fifth consecutive game. Devin McCourty and Mike Haynes held the previous record with picks in four straight games.

MOST CONSECUTIVE GAMES WITH AN INT IN PATRIOTS HISTORY

5- J.C. Jackson (10/18/20 – 11/15/20)

4- Devin McCourty (09/08/19 – 09/29/19)

4 - Mike Haynes (11/07/76-11/28/76)

JACKSON TAKETH AWAY

- With fumble recoveries in back-to-back contests in Weeks 3 & 4, followed by an interception in five consecutive games, Jackson had a takeaway in seven straight contests in 2020. That mark is a franchise record and is one short of the NFL record for most consecutive games with a takeaway.



PATRIOTS DEFENSIVE NOTES

MOST CONSECUTIVE GAMES WITH A TAKEAWAY (SINCE 1970 MERGER)

Player	Team	Season	Games
Mark Murphy	Washington	1980	8
Al Richardson	Atlanta	1981	8
J.C. Jackson	New England	2020	7
Chris Dishman	Houston Oilers	1991	7

J.C. HAS TAKEAWAY RECORD UNDER BELICHICK

- DB Ron Hall set a Patriots franchise record in 1964 with 13 takeaways (11 interceptions & two fumble recoveries) in a single season. J.C. Jackson recorded nine interceptions and recovered two fumbles for an NFL-leading 11 takeaways in 2020. He passed CB Asante Samuel (10 interceptions) for the record for most takeaways in a single season under Bill Belichick as Patriots head coach. His nine interceptions were tied for third-most in a single season in team history.

MOST TAKEAWAYS BY A PATRIOT UNDER BILL BELICHICK

Player	Year	Takeaways	Interceptions	Fumble Recoveries
J.C. Jackson	2020	11	9	2
Asante Samuel	2006	10	10	0
Kyle Arrington	2011	8	7	1

MOST INTS IN A SINGLE SEASON IN PATRIOTS HISTORY

Player	Season	Interceptions
Ron Hall.....	1964.....	11
Asante Samuel.....	2006.....	10
J.C. Jackson.....	2020.....	9
Ty Law.....	1998.....	9
Ronnie Lippett.....	1986.....	8
Mike Haynes.....	1976.....	8

J.C. JACKSON HAS A PICK AGAINST JETS FOR THIRD STRAIGHT GAME

J.C. Jackson registered his first interception of the 2021 season when he intercepted a Zach Wilson pass in the first quarter to give the Patriots a first down at the Jets 35-yard line. It was his third straight pick against the Jets after intercepting a pass in both Jets games in 2020. The last player to have to have interceptions in three straight games against the Jets was Patriots safety Lawyer Milloy in 1998-99.

JACKSON HAD TWO PICKS IN A GAME FOR THIRD TIME IN HIS CAREER

Jackson had a second pick later in the second quarter. It is the third time in his career that he has had two interceptions in a game. He had two picks at Buffalo on Sept. 29, 2019 and two picks at Cincinnati on Dec. 15, 2019.

LB MATT JUDON

REPRESENTING FAMILY

- Matt Judon wore jersey #99 during his five seasons with the Baltimore Ravens but chose jersey #9 upon joining New England in 2021.

- Said Judon, "I'm one of 10 children, so I got nine siblings. Every time I go out there, I represent them. I like nine. That's one of the reasons I rock it. Ninety-nine was taken, so I chose to use the new rule and getting on it."



DB DEVIN McCOURTY

WHAT TO LOOK FOR IN 2021

- Devin McCourty is sixth all-time in New England history with 35 total takeaways. He needs five total takeaways to join Raymond Clayborn (44), Fred Marion (42) and Ty Law (40) as the only players in team history with 40 total takeaways.
- McCourty enters 2021 tied with Ty Law for second-most Pro Bowl invitations as a Patriots defensive back with four. Only CB Mike Haynes (6) had more Pro Bowl nods as a Patriots defensive back.



- McCourty tied for fourth in the NFL with five interceptions in 2019, his third career season with five-plus interceptions. That mark tied Marcus Peters and Earl Thomas for most seasons with five-plus interception seasons since 2010. Additionally, McCourty's 28 regular season interceptions since he entered the league in 2010 are tied for the sixth-most in the NFL over that span.
- McCourty has played in 175 career regular season games. If he plays in all 16 games in 2021 he will have played in the 10th-most games in New England history.

2021 ACCOMPLISHMENTS

- McCourty had his first pick of the season at the NY Jets (9/19) and moved into a tie for third place on the Patriots all-time interception list with Ron Hall, Roland James and Fred Marion with 29, behind Ty Law (36) and Raymond Clayborn (36).
- McCourty now has 515 interception return yards in his regular season career and became the third Patriot with 500 return yards at the NY Jets (9/19).



HAS STARTED EVERY GAME THAT HE HAS PLAYED.



FOUR-TIME PRO BOWL SELECTION

1 OF 7

PLAYERS IN NFL HISTORY TO START IN AT LEAST FIVE SUPER BOWLS

11

HAS BEEN VOTED A TEAM CAPTAIN 10 TIMES.



PATRIOTS DEFENSIVE NOTES

NFL INTERCEPTION LEADERS SINCE 2010

Player	Team(s)	Interceptions
Richard Sherman.....	SEA/SF/TB.....	36
Reggie Nelson.....	CIN/OAK.....	31
Marcus Peters.....	KC/LAR/BAL.....	31
Earl Thomas III.....	SEA/BAL.....	30
Devin McCourty.....	New England.....	29
Joe Haden.....	CLE/PIT.....	29
Patrick Peterson.....	Arizona/Minnesota.....	28
Harrison Smith.....	Minnesota.....	28
Brent Grimes.....	ATL/MIA/TB.....	26
Aqib Talib.....	TB/NE/DET/IND/MI.....	23
Janoris Jenkins.....	NY Giants/ATL/IND/TEB.....	23

MOST TAKEAWAYS IN PATRIOTS HISTORY

Player	Total Takeaways
Raymond Clayborn.....	44 (36 INT, 8 opp rec)
Fred Marion.....	42 (29 INT, 13 opp rec)
Ty Law.....	40 (36 INT, 4 opp rec)
Roland James.....	36 (29 INT, 7 opp rec)
Devin McCourty.....	35 (29 INT, 6 opp rec)
Mike Haynes.....	35 (28 INT, 7 opp rec)

THE MOST IMPORTANT ABILITY IS AVAILABILITY

- McCourty has played the most defensive snaps since he entered the NFL in 2010 with 10,720 defensive snaps. Malcolm Jenkins (New Orleans and Philadelphia) is second with 10,657 defensive snaps.

McCOUR-TD

- McCourty has four career touchdowns following return of a blocked field goal for a touchdown at L.A. Chargers (12/6/20) and his 43-yard interception return for a touchdown at Seattle (9/20/20). McCourty also had an 84-yard interception return for a touchdown at Buffalo in 2018 and a 104-yard kickoff return vs. N.Y. Jets in 2012.

DOUBLE TROUBLE

- After being selected by the Patriots in the first round of the 2010 NFL Draft, Devin McCourty became part of a select group in league history. McCourty's identical twin brother, Jason, joined the Patriots in 2018 (now with Miami). The two became the 12th set of twins to play in the NFL. In the 2018 season opener, Devin and Jason became the first set of twins to play together on the same NFL team since 1926 when Gene and Tom Golsen suited up together for the Louisville Colonels.

- Devin became the second twin to suit up for the Patriots, after CB Kato Serwanga was a member of the team from 1998-2000. His twin brother, Jason, played for San Francisco and Minnesota from 1999-2001. According to McCourty's mother, the two can only be told apart by tiny scars on their faces left by chickenpox.

IN GOOD COMPANY

- Devin McCourty earned Associated Press All-Pro Second Team honors at safety in 2013 and 2016. He also earned Second Team All-Pro Honors as a rookie in 2010 when he played cornerback. McCourty joined Pro Football Hall of Famers Rod Woodson and Ronnie Lott as the only NFL players to earn All-Pro honors at both safety and cornerback.

BROTHERS IN ARMS

- Devin and Jason McCourty have seen first-hand the effects of sickle cell disease. Both their aunt and uncle lived with the disease while their father carried the trait. Devin and Jason partnered with Embrace Kids Foundation to form their own "Tackle Sickle Cell" campaign aiming to educate the public, increase blood donations and raise money and awareness for the fight against sickle cell disease. Devin's work with the local Boston Children's Hospital has helped advance research of the disease with doctors now as close as they've ever been to a cure.



DB ADRIAN PHILLIPS

VERSATILITY

- "I'm one of the guys that when you ask me what position I play, I say 'defense.' I want to be able to line up everywhere, and most importantly, I want to be able to produce everywhere."

- Began his career in 2014 in San Diego focusing on special teams and was selected to his first Pro Bowl in 2018 as a special teamer.



- Started all 16 games at safety last year for the Patriots and led the team in tackles with a career-high 107.

- Of his 746 snaps last season, Phillips saw 473 snaps in the box and 163 snaps off the edges.

2020 TEAM TACKLE LEADERS

Player	Total Tackles
Adrian Phillips.....	107
Ja'Whaun Bentley.....	91
Jonathan Jones.....	74
Devin McCourty.....	68
Kyle Dugger.....	64



PATRIOTS SPECIAL TEAMS NOTES

P JAKE BAILEY

BAILEY SETS TEAM RECORD

- Jake Bailey finished first in the NFL with 45.6 net yards per punt in 2020, a new single-season team record. The previous record was 41.5 by Zoltan Mesko in 2011. His gross punt average of 48.7 is also a team record, besting the 46.5 gross average by Mesko in 2011. His 45.6 net yards per punt is second all-time in NFL history in a single season to the 46.0 net average by Johnny Hekker in 2016 with the Rams.

DIMINISHING [PUNT] RETURNS

- Bailey's punting in 2020 allowed a total of just 71 punt return yards on 12 returns. It is the fewest punt return yards allowed by the Patriots in team history and the sixth-fewest punt return yards allowed in a season in NFL history. The 12 punt returns allowed are second in NFL history and team history to the 11 by New England in 2008.

FEWEST PR YARDS ALLOWED IN A 16-GAME SEASON

Season	Team	PR Yards Allowed
2020	New Orleans	46
2008	Atlanta	49
1991	Buffalo	53
1997	Atlanta	55
2018	New Orleans	60
2020	New England	71

FEWEST PR YARDS ALLOWED IN TEAM HISTORY

Season	PR Yards Allowed
2020.....	71
2007.....	75
2017.....	105
2001.....	124
2016.....	134
1973.....	152

FEWEST PUNT RETURNS ALLOWED IN A 16-GAME SEASON

Season	Team	Punt Returns Allowed
2008	New England	11
2020	New England	12
2018	New Orleans	12
2018	L.A. Rams	12
2007	New England	14

DB JUSTIN BETHEL

WHAT TO LOOK FOR IN 2021


- Justin Bethel has reached double-digit special teams tackles in each of his nine NFL seasons, and will try to reach 10 straight in 2021. Bethel led the team with 14 special teams tackles in 2020.



WR GUNNER OLSZEWSKI

WHAT TO LOOK FOR IN 2021

- Gunner Olszewski will attempt to become the first New England player to lead the NFL in two straight years in punt return average and the first NFL player to do so since Devin Hester led the NFL in 2010 and 2011.
- Olszewski will look to become the first NFL player to average 17.0-yards per punt return or more in back-to-back seasons. Devin Hester owns the best mark with a 17.1-yard average in 2010 followed by 16.2-yard average in 2011.



PUNT RETURN RECORD

- WR Gunner Olszewski finished first in the NFL with a 17.3-yard punt return average (20 returns for 346 yards and one touchdown) in 2020. It is the highest return average in Patriots history and the second-highest in the NFL since 1970. Julian Edelman had the highest average in a season at 15.5 in 2012. Olszewski is the fourth Patriots player to lead the league in punt return average. Danny Amendola led the NFL with a 12.0-yard average in 2015, Troy Brown led in 2001 with a 14.2-yard average and Irving Fryar tied for the NFL lead with a 14.1-yard average in 1985.

HIGHEST PUNT RETURN AVERAGE IN A SINGLE SEASON (SINCE 1970 MERGER) (MIN. 20 RETURNS)

Player	Team	Season	PR Avg.
Leodis McKelvin	Buffalo	2012	18.7
Gunner Olszewski	New England	2020	17.3
Devin Hester	Chicago	2010	17.1

OLSZEWSKI SCORES FIRST NFL TD ON A PUNT RETURN

- WR Gunner Olszewski scored his first NFL touchdown on a 70-yard punt return at the L.A. Chargers on Dec. 6, 2020. It was the first punt return for a touchdown for New England since WR Julian Edelman returned a punt 84 yards vs. Denver on Nov. 2, 2014. Olszewski's return came on the heels of an 82-yard punt return for a touchdown that was called back due to a penalty in the previous game.

NO. 2 ON SINGLE GAME LIST

- Olszewski finished with 145 punt return yards in the win at the L.A. Chargers (12/6/20), the second-most ever by a Patriot in a single game.

MOST PR YARDS IN A SINGLE GAME IN PATRIOTS HISTORY

Player	Game	PR Yards
Mike Haynes.....	vs. Buffalo - Nov. 7, 1976.....	156
Gunner Olszewski....	at L.A. Chargers - Dec. 6, 2020.....	145

GUNNER GOES LONG TWICE

- Olszewski scored on a 70-yard punt return touchdown and had a 61-yard return in the Patriots win at the L.A. Chargers on Dec. 6, 2020. He is the first player in Patriots history with two punt returns of at least 60 yards in a single game and the first NFL player to do so since Indianapolis RB Nyheim Hines had 84 and 71-yard punt return touchdowns vs. Carolina on Dec. 22, 2019. Before Olszewski, the two longest punt returns in a single game for the Patriots was Julian Edelman on Nov. 18, 2012, vs. Indianapolis with a 68-yard punt returned for a touchdown and a 49-yard return.



PATRIOTS SPECIAL TEAMS NOTES

MULTIPLE LONG PUNT RETURNS IN A SINGLE GAME IN PATRIOTS HISTORY

Player	Opponent	Date	PR Yards	Returns
Gunner Olszewski	at L.A. Chargers	12/6/20	131	70t, 61
Julian Edelman	vs. Indianapolis	11/18/12	117	68, 49

GAME BALL TO GUNNER

- Olszewski scored his first touchdown reception on a career-long 38-yard pass in the win at the L.A. Chargers on Dec. 6, 2020. Olszewski joined Julian Edelman (vs. Denver in 2014 and vs. Indianapolis in 2012), Stanley Morgan (vs. Baltimore in 1979) and Irving Fryar (vs. Indianapolis in 1985) as the only Patriots with a punt returned touchdown and a touchdown reception in the same game.

WR MATTHEW SLATER

WHAT TO LOOK FOR IN 2021

- Matthew Slater has earned an NFL record nine special teams Pro Bowl invitations and will look to add to that in 2021.



Slater entered his 14th season with the Patriots in 2021, tied with Stephen Gostkowski, Bruce Armstrong and Steve Nelson for the fourth-most in team history, behind the 15 by Troy Brown and Julius Adams, the 16 by Steve Gronan and the 20 by Tom Brady.

Slater has played in 193 regular season games. If he plays in all 16 games in 2021 he will reach 205, the fourth-most in team history and will be one of five players to play in 200 regular season games for the Patriots.

2020 ACCOMPLISHMENTS

- Slater earned his ninth Pro Bowl invitation in 2020, extending his NFL record for most Pro Bowl selections as a special teamer. Slater is now tied with John Hannah (1976, 78-85) for second-most Pro Bowl selections as a Patriot with nine. Tom Brady holds the franchise record with 14.

LIKE FATHER LIKE SON

- Slater is one of 10 sons of Hall of Fame members to be drafted in NFL history.

HALL OF FAME FATHERS WITH SONS DRAFTED IN THE NFL

Jackie Slater (class of 2001) – son, Matthew Slater (NE)

Bobby Bell (class of 1983) – son, Bobby Bell (NYJ)

Tony Dorsett (class of 1994) – son, Anthony Dorsett (HOU)

Bob Griese (class of 1990) – son, Brian Griese (DEN)

Russ Grimm (class of 2010) – son, Cody Grimm (TB)

Howie Long (class of 2000) – sons Chris Long (STL) and Kyle Long (CHI)

Bruce Matthews (class of 2007) – son, Jake Matthews (ATL)

Don Shula (class of 1997) – son, Mike Shula (TB)

Kellen Winslow (class of 1995) – son, Kellen Winslow (CLE)

PRO BOWL RECORD



Slater has earned nine Pro Bowl invitations (2011-17, 19-20) as a special teams player. He passed Steve Tasker (1987, 90-95) for the most special teams Pro Bowl honors in NFL history last year. Slater is also the only special teams player to earn seven consecutive Pro Bowls, which he did from 2011-17.

ALL-STAR COMBINATION

- Slater was voted to the Pro Bowl for seven straight seasons from 2011-17 and two more from 2019-20. Those nine selections are two more than the seven that his father earned with the L.A. Rams. The Slater family's 16 combined Pro Bowls are the second-most among father-son contingents to have been voted to at least one Pro Bowl each.

MOST FATHER AND SON PRO BOWL SELECTIONS

Players	Pro Bowls
Archie (2), Peyton (14) and Eli Manning (4).....	20
Jackie (7) and Matthew Slater (9)	16

ELECTED TEAM LEADER

- Slater has been named to nine Pro Bowls (2011-17, 19-20) for his special teams work, but perhaps more revealing of his value to New England is the fact that he was elected a captain by his teammates for the 11th straight season in 2021.

The special teams ace shared what it means to be a captain with high school football players in a story published by *The Boston Globe*. "You have to be able to put others before yourself. Being a captain and leadership is about serving, and to me, that means a great deal of sacrifice – putting aside personal agendas for the greater common goal. Leadership is equated with sacrifice. I think you have to be willing to do whatever it takes for the unit to succeed. I think you need to lead by example. A lot of times, it's about what you do, not what you say."

SLATER'S EMERGENCE WAS SPECIAL

- Bill Belichick acknowledged Matthew Slater's role as a gunner on special teams: "Matt is one of the best in the league," Belichick said. "Any time the punt return team has to double somebody, that makes it one less guy they can use somewhere else in the return. He almost always draws two guys out there unless they're in an eight-man rush. Most of the time, there's two guys out there – fourth-and-short, where they're trying to protect the box – but he draws a lot of double teams, and deservedly so. He does an outstanding job of covering punts."

SLATER'S SCORE

- During a 2007 game against Arizona State, UCLA's Matthew Slater returned a kickoff 89 yards for the final touchdown of his collegiate career. In the Patriots 16-10 win over Buffalo on Sept. 29, 2019, DB J.C. Jackson blocked a punt, which Slater returned 11 yards for his first NFL touchdown, 12 seasons after his last touchdown.



HAS EARNED 9 SPECIAL TEAMS PRO BOWL INVITES, THE MOST FOR A SPECIAL TEAMS PLAYER IN NFL HISTORY

LONGEST TENURED PLAYER ON THE PATRIOTS.

1 of 10
SONS OF HALL OF FAMERS TO BE DRAFTED IN THE NFL

11

HAS BEEN VOTED A TEAM CAPTAIN FOR 11 STRAIGHT SEASONS.





PATRIOTS SPECIAL TEAMS NOTES

K NICK FOLK



LOCAL LINEAGE

Nick Folk's mother is a direct descendant of William Bradford, a founder, settler and long-time governor of the Plymouth Colony settlement. Bradford was also a passenger on the *Mayflower's* original voyage to America.

FOLK HERO

Folk kicked his second game-winning field goal as time expired in 2020, connecting on a 50-yard field goal against Arizona (11/29/20)

to give the Patriots a 20-17 win. He had a 51-yard game-winning field goal as time expired at the New York Jets on Nov. 9, 2020 to give the Patriots a 30-27 victory. He is the first NFL kicker with two game-winning field goals as time expired in a single season. Overall, he has three game-winning field goals as time expired. He also kicked a 53-yard field game-winning field goal as time expired at Buffalo on Oct. 8, 2007, when he was a rookie with the Dallas Cowboys.

FOLK DIGS THE LONG BALL

Folk's 50-yard game-winning field goal vs. Arizona (11/29/20) was the second-longest game-winning field goal with no time left in Patriots history, behind the 51-yarder he hit at N.Y. Jets (11/9). The previous long was 48 yards by Adam Vinatieri in Super Bowl XXXVI vs. the St. Louis Rams.

NICK FOLK SETS TEAM RECORD FOR CONSECUTIVE FIELD GOALS

K Nick Folk set the team record with 33 consecutive field goals after connecting on field goals of 46, 49, 32 and 26 yards at the New York (9/19/21) and extended that mark to 36 straight field with a 27-yarder vs. Tampa Bay before missing a 56-yarder in the fourth quarter. He passed Stephen Gostkowski, who connected on 31 straight field goals. After missing his first two field goals of the 2020 season, he kicked 36 straight field goals. Folk's previous longest streak was 23 straight field goals in 2013 when he played for the New York Jets. The NFL record is 44 straight field goals by Adam Vinatieri.

MOST CONSECUTIVE FIELD GOALS/PATRIOTS HISTORY

36	Nick Folk
31	Stephen Gostkowski
25	Adam Vinatieri
23	Adam Vinatieri
21	Stephen Gostkowski

MOST CONSECUTIVE FIELD GOALS/NFL HISTORY

Field Goals	Player	Team	Year
44	Adam Vinatieri	Indianapolis	2015-16
42	Mike Vanderjagt	Indianapolis	2002-04
40	Gary Anderson	SF/MIN	1997-98
37	Graham Gano	New York Giants	2020-2021
37	Jason Myers	Seattle	2019-2021
36	Nick Folk	Patriots	2020-2021
36	Matt Stover	Baltimore	2005-2006
35	Justin Tucker	Baltimore	2015-16
35	Adam Vinatieri	Indianapolis	2013-14
33	Robbie Gould	San Francisco	2017-18
33	Justin Tucker	Baltimore	2013





PATRIOTS PLAYOFF NOTES

ALL-TIME PLAYOFF RESULTS

The Patriots have compiled a 37-21 record in their 58 playoff games and their .638 playoff winning percentage is the best in NFL history among teams that have played at least 15 postseason games.

PATRIOTS PLAYOFF RECORD BY ROUND

Round	Record
First Round*	0-1
Wild Card Round	4-4
Divisional Round	16-6
AFC Championship	11-4
AFL Championship	0-1
Super Bowl	6-5
Total	37-21

*1982 Strike Season

ALL-TIME BEST NFL PLAYOFF RECORDS (MINIMUM 15 POSTSEASON GAMES)

Team	Wins	Losses	Win Pct.
New England	37	21	.638
San Francisco	32	21	.604
Green Bay	36	24	.600
Baltimore	16	11	.593
Pittsburgh	36	26	.581
OAK/L.A. Raiders	25	19	.568
Dallas	35	28	.556

MOST POSTSEASON WINS ALL-TIME

Team	Wins
New England Patriots	37
Green Bay Packers	36
Pittsburgh Steelers	36
Dallas Cowboys	35
San Francisco 49ers	32
Oakland Raiders	25

PATRIOTS IN THE PLAYOFFS

The Patriots have qualified for the playoffs 27 times in their 60-year history. Twenty-one of those playoff berths have come in the 27 seasons since Robert Kraft purchased the team in 1994, a dramatic contrast to the six total playoff berths the team earned in its first 34 years of existence. The Patriots have won 22 division crowns - 19 since Robert Kraft's purchase in 1994 and 17 in the last 19 seasons.

PATRIOTS PLAYOFF SEASONS (27)

Year	How Qualified	Seed	Rec.	Result
2019	Division Champions	3	0-1	Wild Card Round
2018	Division Champions	2	3-0	Super Bowl Champions
2017	Division Champions	1	2-1	AFC Champions
2016	Division Champions	1	3-0	Super Bowl Champions
2015	Division Champions	2	1-1	AFC Championship Game
2014	Division Champions	1	3-0	Super Bowl Champions
2013	Division Champions	2	1-1	AFC Championship Game
2012	Division Champions	2	1-1	AFC Championship Game
2011	Division Champions	1	2-1	AFC Champions
2010	Division Champions	1	0-1	AFC Divisional Round
2009	Division Champions	3	0-1	Wild Card Round
2007	Division Champions	1	2-1	AFC Champions
2006	Division Champions	4	2-1	AFC Championship Game
2005	Division Champions	4	1-1	AFC Divisional Round
2004	Division Champions	2	3-0	Super Bowl Champions
2003	Division Champions	1	3-0	Super Bowl Champions
2001	Division Champions	2	3-0	Super Bowl Champions
1998	Wild Card	6	0-1	Wild Card Round
1997	Division Champions	3	1-1	AFC Divisional Round
1996	Division Champions	2	2-1	AFC Champions
1994	Wild Card	5	0-1	Wild Card Round
1986	Division Champions	3	0-1	AFC Divisional Round
1985	Wild Card	5	3-1	AFC Champions
1982*	16-Team Format	7	0-1	First Round
1978	Division Champions	2	0-1	AFC Divisional Round
1976	Wild Card	4	0-1	AFC Divisional Round
1963	Division Champions	--	1-1	AFL Championship Game

*Strike Year | Bold indicates Kraft era

37-21 Record

PLAYOFF BERTHS UNDER KRAFT

New England has qualified for the playoffs 27 times in the team's 61-year history. The Patriots have earned 21 of those playoff berths in the 27 seasons since Robert Kraft purchased the team in 1994. New England has won 22 division crowns overall (21 AFC East crowns) and has qualified as a Wild Card team on four occasions (1976, '85, '94 and '98). The Patriots also qualified for the playoffs in 1982 as part of a 16-team tournament following a players' strike.



ANNUAL ACHIEVEMENT

The Patriots are also the only team to win more than half of their games in 19 straight seasons since the 1970 AFL-NFL merger, more than the 49ers (16 straight from 1983-98) and the Cowboys (16 straight from 1970-85).

The Patriots have now won nine or more games in 23 of the 27 seasons Robert Kraft has owned the team.

MOST CONSECUTIVE WINNING SEASONS (SINCE 1970 NFL MERGER)

Team	Years	Winning Seasons
New England	2001-19	19
San Francisco	1983-98	16
Dallas	1970-85	16
Oakland	1970-80	11

MOST CONSECUTIVE WINNING SEASONS ALL-TIME

Team	Years	Winning Seasons
Dallas	1966-85	20
New England	2001-19	19
San Francisco	1983-98	16
Oakland	1965-80	16
Chicago	1930-44	15
Green Bay	1934-47	14
Cleveland	1957-69	13

CONTINUED ADVANCEMENT

TEAMS TO WIN AT LEAST ONE PLAYOFF GAME IN CONSECUTIVE SEASONS

Team	Years	Consec. Seasons	Wins
New England	2011-18	8	16
Dallas	1991-96	6	12
Seattle	2012-16	5	8
New England	2003-07	5	11
Baltimore	2008-12	5	9
Philadelphia	2000-04	5	7
Green Bay	1993-97	5	9
Oakland	1973-77	5	7

2019 AFC EAST CHAMPIONS

The New England Patriots claimed the AFC East Division title for the 11th consecutive season and for the 19th time under Robert Kraft in 2019. New England joined the Atlanta Braves as the only franchises from the NFL, NBA, MLB or NHL to win at least 10 straight division titles. Atlanta won 14 consecutive division championships from 1991-2005.

DIVISION CHAMPIONSHIPS SINCE 1994

New England	19
Green Bay	14
Pittsburgh	14
Indianapolis	10



PATRIOTS PLAYOFF NOTES

PLAYOFF TRENDS SINCE 1970

PATRIOTS PLAYOFF TRENDS (SINCE 1970 NFL MERGER)

<i>All-Time (36-20)</i>	<i>Record</i>
vs. AFC.....	30-15
vs. NFC.....	6-5
Home.....	23-5
Away.....	7-10
Neutral.....	6-5
Leading at Halftime.....	27-4
Trailing at Halftime.....	6-14
Tied at Halftime.....	3-2
Leading After 3 Quarters.....	26-4
Tied After 3 Quarters.....	4-0
Trailing After 3 Quarters.....	6-16
Decided by 7 Points or Fewer.....	15-10
Decided by 3 Points or Fewer.....	7-4
When Scoring First.....	27-8
When Not Scoring First.....	9-12
Positive Turnover Ratio.....	22-1
Even Turnover Ratio.....	6-5
Negative Turnover Ratio.....	8-14
Winning or Even Penalty Ratio.....	27-5
Losing Penalty Ratio.....	9-15
With a 100-Yard Rusher.....	11-0
Without a 100-Yard Rusher.....	25-20
With a 100-Yard Receiver.....	19-8
Without a 100-Yard Receiver.....	17-12
When Allowing a 100-Yard Rusher.....	4-6
When Not Allowing a 100-Yard Rusher.....	32-14
When Allowing a 100-Yard Receiver.....	9-8
When Not Allowing a 100-Yard Receiver.....	27-12
With a 300-Yard Passer.....	12-4
Without a 300-Yard Passer.....	24-16
Allowing a 300-Yard Passer.....	8-3
Not Allowing a 300-Yard Passer.....	28-17

RECORD PLAYOFF PARTICIPATION

The Patriots played at least one postseason game for 11 straight seasons from 2009-19, the most consecutive seasons participating in a postseason game in NFL history.

MOST CONSECUTIVE SEASONS PARTICIPATING IN A PLAYOFF GAME

<i>Team</i>	<i>Consec. Seasons (Yrs)</i>
New England.....	11 (2009-19)
Dallas.....	9 (1975-83)
Indianapolis.....	9 (2002-10)
Dallas.....	8 (1966-73)
Green Bay.....	8 (2009-16)
L.A. Rams.....	8 (1973-80)
Pittsburgh.....	8 (1972-79)
San Francisco.....	8 (1983-90)

MOST PLAYOFF WINS IN A DECADE

The Patriots won 16 playoff games in the 2010's, a new record for the most playoff victories by any NFL team in a decade.

MOST PLAYOFF VICTORIES IN A DECADE

<i>Team</i>	<i>Decade</i>	<i>Playoff Wins</i>	<i>Championships</i>
New England	2010s	16	2014, 16, 18
New England	2000s	14	2001, 03, 04
Dallas	1970s	14	1971, 77
Pittsburgh	1970s	14	1974-75, 1978-79
San Francisco	1980s	13	1981, 84, 1988-89
Dallas	1990s	12	1992-93, 95
Washington	1980s	11	1982, 87
Buffalo	1990s	10	--
Philadelphia	2000s	10	--
Pittsburgh	2000s	10	2005, 08

SUSTAINED PLAYOFF SUCCESS

The Patriots won 12 playoff games from 2014-18, the NFL's highest playoff victory total over a five-season span.

MOST PLAYOFF VICTORIES IN A FIVE-YEAR SPAN

<i>Team</i>	<i>5-Year Span</i>	<i>Playoff Wins</i>	<i>SB Wins</i>
New England	2014-18	12	3
New England	2003-07	11	2
Dallas	1991-95	11	3
Dallas	1992-96	11	3
New England	2013-17	10	2
New England	2001-05	10	3
Pittsburgh	1974-78	10	3
Pittsburgh	1975-79	10	3

PATS REACH 50 PLAYOFF GAMES

The Patriots are one of six NFL teams with 50 or more postseason games played in their franchise's history.

MOST POSTSEASON GAMES PLAYED

<i>Team</i>	<i>Games Played</i>
Dallas.....	63
Pittsburgh.....	62
Green Bay.....	60
New England.....	58
San Francisco.....	53
Minnesota.....	51

PATRIOTS AT HOME IN THE PLAYOFFS

The Patriots are 23-5 (.821) at home in the playoffs in their history. Twenty-seven of the franchise's 28 home playoff games have taken place since Robert Kraft purchased the team in 1994. After Kraft bought the team, the Patriots won 11 consecutive home playoff games before experiencing a home loss.

PATRIOTS AT HOME IN THE PLAYOFFS (23-5)

<i>Date</i>	<i>Round</i>	<i>Opponent</i>	<i>W/L</i>	<i>Score</i>
01/04/20	AFC Wild Card	Tennessee	L	13-20
01/13/19	AFC Divisional	L.A. Chargers	W	41-28
01/21/18	AFC Championship	Jacksonville	W	24-20
01/13/18	AFC Divisional	Tennessee	W	35-14
01/22/17	AFC Championship	Pittsburgh	W	36-17
01/14/17	AFC Divisional	Houston	W	34-16
01/16/16	AFC Divisional	Kansas City	W	27-20
01/18/15	AFC Championship	Indianapolis	W	45-7
01/10/15	AFC Divisional	Baltimore	W	35-31
01/11/14	AFC Divisional	Indianapolis	W	43-22
01/20/13	AFC Championship	Baltimore	L	13-28
01/13/13	AFC Divisional	Houston	W	41-28
01/22/12	AFC Championship	Baltimore	W	23-20
01/14/12	AFC Divisional	Denver	W	45-10
01/16/11	AFC Divisional	N.Y. Jets	L	21-28
01/10/10	AFC Wild Card	Baltimore	L	14-33
01/20/08	AFC Championship	San Diego	W	21-12
01/12/08	AFC Divisional	Jacksonville	W	31-20
01/07/07	AFC Wild Card	N.Y. Jets	W	37-16
01/07/06	AFC Wild Card	Jacksonville	W	28-3
01/16/05	AFC Divisional	Indianapolis	W	20-3
01/18/04	AFC Championship	Indianapolis	W	24-14
01/10/04	AFC Divisional	Tennessee	W	17-14
01/19/02	AFC Divisional	Oakland	W	16-13 (OT)
12/28/97	AFC Wild Card	Miami	W	17-3
01/12/97	AFC Championship	Jacksonville	W	20-6
01/05/97	AFC Divisional	Pittsburgh	W	28-3
12/31/78	AFC Divisional	Houston	L	14-31



PATRIOTS PLAYOFF NOTES

HOME DOMINANCE

The Patriots have a 23-5 (.821) all-time record in home playoff games. The Patriots .821 winning percentage at home in the post-season is first among teams with at least 15 home playoff games and their 23 wins are the most. The Patriots are one of four teams with at least 20 playoff wins at home. Pittsburgh, Dallas and San Francisco have 21 home wins in the postseason.

BEST HOME PLAYOFF RECORDS

Team	Record	Win Pct.
New England	23-5.....	.821
Seattle	12-3.....	.800
Buffalo	12-3.....	.800
Las Vegas	19-5.....	.792
Denver.....	17-5.....	.773
Green Bay	20-6.....	.769

AT HOME IN THE PLAYOFFS

LONGEST CONSECUTIVE HOME PLAYOFF WINNING STREAKS

Team	Wins	Seasons
Green Bay	13.....	1939-2001
New England	11.....	1996-2008
Seattle	10.....	2005-16
New England	9.....	2013-18
Buffalo	9.....	1988-95
Washington	8.....	1942-83

PATRIOTS IN THE WILD CARD ROUND

WILD CARD PLAYOFF RESULTS (4-5)

Date	Round	Opponent	W/L	Score
01/04/20	AFC Wild Card	Tennessee	L	13-20
01/10/10	AFC Wild Card	Baltimore	L	14-33
01/07/07	AFC Wild Card	N.Y. Jets	W	37-16
01/07/06	AFC Wild Card	Jacksonville	W	28-3
01/03/99	AFC Wild Card	at Jacksonville	L	10-25
12/28/97	AFC Wild Card	Miami	W	17-3
01/01/95	AFC Wild Card	at Cleveland	L	13-20
12/28/85	AFC Wild Card	at N.Y. Jets	W	26-14
01/08/83*	First Round	at Miami	L	13-28

*16-Team Format

PATRIOTS IN THE DIVISIONAL ROUND

DIVISIONAL PLAYOFF RESULTS (16-6)

Date	Round	Opponent	W/L	Score
01/13/19	AFC Divisional	L.A. Chargers	W	41-28
01/13/18	AFC Divisional	Tennessee	W	35-14
01/14/17	AFC Divisional	Houston	W	34-16
01/16/16	AFC Divisional	Kansas City	W	27-20
01/10/15	AFC Divisional	Baltimore	W	35-31
01/11/14	AFC Divisional	Indianapolis	W	43-22
01/13/13	AFC Divisional	Houston	W	41-28
01/14/12	AFC Divisional	Denver	W	45-10
01/16/11	AFC Divisional	N.Y. Jets	L	21-28
01/12/08	AFC Divisional	Jacksonville	W	31-20
01/14/07	AFC Divisional	at San Diego	W	24-21
01/14/06	AFC Divisional	at Denver	L	13-27
01/16/05	AFC Divisional	Indianapolis	W	20-3
01/10/04	AFC Divisional	Tennessee	W	17-14
01/19/02	AFC Divisional	Oakland	W	16-13 (OT)
01/03/98	AFC Divisional	at Pittsburgh	L	6-7
01/05/97	AFC Divisional	Pittsburgh	W	28-3
01/04/87	AFC Divisional	at Denver	L	17-22
01/05/86	AFC Divisional	at L.A. Raiders	W	27-20
12/31/78	AFC Divisional	Houston	L	14-31
12/18/76	AFC Divisional	at Oakland	L	21-24
12/28/63	AFC Divisional	at Buffalo	W	26-8

PATRIOTS IN THE AFC TITLE GAME

AFC CHAMPIONSHIP GAME RESULTS (11-4)

Date	Round	Opponent	W/L	Score
01/20/19	AFC Championship	at Kansas City	W	37-31 (OT)
01/21/18	AFC Championship	Jacksonville	W	24-20
01/22/17	AFC Championship	Pittsburgh	W	36-17
01/24/16	AFC Championship	at Denver	L	18-20
01/18/15	AFC Championship	Indianapolis	W	45-7
01/19/14	AFC Championship	at Denver	L	16-26
01/20/13	AFC Championship	Baltimore	L	13-28
01/22/12	AFC Championship	Baltimore	W	23-20
01/20/08	AFC Championship	San Diego	W	21-12
01/21/07	AFC Championship	Indianapolis	L	34-38
01/23/05	AFC Championship	at Pittsburgh	W	41-27
01/18/04	AFC Championship	Indianapolis	W	24-14
01/27/02	AFC Championship	at Pittsburgh	W	24-17
01/12/97	AFC Championship	Jacksonville	W	20-6
01/12/86	AFC Championship	at Miami	W	31-14

PATRIOTS IN THE SUPER BOWL

SUPER BOWL RESULTS (6-5)

Date	Round	Opponent	W/L	Score
02/03/19	Super Bowl LIII	L.A. Rams	W	13-3
02/04/18	Super Bowl LII	Philadelphia	L	33-41
02/05/17	Super Bowl LI	Atlanta	W	34-28 (OT)
02/01/15	Super Bowl XLIX	Seattle	W	28-24
02/05/12	Super Bowl XLVI	N.Y. Giants	L	17-21
02/03/08	Super Bowl XLII	N.Y. Giants	L	14-17
02/06/05	Super Bowl XXXIX	Philadelphia	W	24-21
02/01/04	Super Bowl XXXVIII	Carolina	W	32-29
02/03/02	Super Bowl XXXVI	St. Louis	W	20-17
01/26/96	Super Bowl XXXI	Green Bay	L	21-35
01/26/86	Super Bowl XX	Chicago	L	10-46

WRAPPING IT UP

The Patriots clinched the division title for the 22nd time in their history in 2019. It was the 11th consecutive year that the Patriots won the division.

DIVISION-CLINCHING GAMES

Year	Date Clinched	Opponent	Score	Record	2nd Place
2019	12/21/19	BUF	24-17	12-4	BUF (10-6)
2018	12/23/18	BUF	24-12	11-5	MIA (7-9)
2017	12/17/17	at PIT	27-24	13-3	BUF (9-7)
2016	12/18/16	at DEN	16-3	14-2	MIA (10-6)
2015	12/13/15	at HOU	27-6	12-4	NYJ (10-6)
2014	12/14/14	MIA	41-13	12-4	BUF (9-7)
2013	12/15/13	at BAL	41-7	12-4	NYJ (8-8)
2012	12/02/12	at MIA	23-16	12-4	MIA (7-9)
2011	12/18/11	at DEN	41-23	13-3	NYJ (8-8)
2010	12/26/10	at BUF	34-3	14-2	NYJ (11-5)
2009	12/27/09	JAX	35-7	10-6	NYJ (9-7)
2007	11/25/07	PHI	31-28	16-0	BUF (7-9)
2006	12/24/06	at JAX	24-21	12-4	NYJ (10-6)
2005	12/17/05	TB	28-0	10-6	MIA (9-7)
2004	12/12/04	CIN	35-28	14-2	NYJ (10-6)
2003	12/07/03	MIA	12-0	14-2	MIA (10-6)
2001	01/06/02@	at CAR	38-6	11-5	MIA (11-5)
1997	12/22/97@	at MIA	14-12	10-6	MIA (9-7)
1996	12/15/96	at DAL	6-12	11-5	BUF (10-6)
1986	12/22/86@	at MIA	34-27	11-5	NYJ (10-6)
1978	12/10/78	BUF	26-24	11-5	MIA (11-5)
1963	12/28/63*	at BUF	26-8	7-6-1	BUF (7-6-1)

@Season Finale

*Division-deciding AFL playoff in Buffalo, N.Y.



PATRIOTS PLAYOFF NOTES

EIGHT STRAIGHT AFC CHAMP. GAMES

The Patriots advanced to the AFC Championship for the eighth straight season in 2018, the most consecutive conference title game appearances by any team in NFL history.

MOST CONSECUTIVE CONFERENCE CHAMPIONSHIP GAME APPEARANCES SINCE 1970 MERGER

Team	Years	Results
New England (8) 2011-18 ... (5-3)	W, L, L, W, L, W, W, W
Oakland (5) 1973-77 (1-4) L, L, L, W, L
Philadelphia (4) 2001-04 (1-3) L, L, L, W
Buffalo (4) 1990-93 (4-0) W, W, W, W
Dallas (4) 1970-73 (2-2) W, W, L, L
Dallas (4) 1992-95 (3-1) W, W, L, W
Kansas City (3) 2018-20 (2-1) L, W, W
San Francisco (3) 2011-13 (1-2) L, W, L
Dallas (3) 1980-82 (0-3) L, L, L
Green Bay (3) 1995-97 (2-1) L, W, W
Miami (3) 1971-73 (3-0) W, W, W
Pittsburgh (3) 1974-76 (2-1) W, W, L
San Francisco (3) 1992-94 (1-2) L, L, W
San Francisco (3) 1988-90 (2-1) W, W, L
St. Louis (3) 1974-76 (0-3) L, L, L

PATRIOTS MOST BYES SINCE 2001

The Patriots secured a first round playoff bye in 2018 for the 13th time since 2001 — a feat unmatched by any team in the NFL in the last 18 years.

MOST PLAYOFF BYES SINCE 2001

Team	Playoff Byes
New England 13
Denver 5
Pittsburgh 5
Atlanta 4
Chicago 4
Philadelphia 4

MOST BYES SINCE 1990

The Patriots lead the NFL with 14 first-round byes since the current NFL playoff format was instituted in 1990. The Patriots earned a first-round bye for nine straight seasons from 2010-18, becoming the first team in NFL history to do so. Dallas and San Francisco earned four straight byes from 1992-95 and Denver had four straight from 2012-15.

MOST BYES SINCE 1990

Team	Playoff Byes
New England 14
Pittsburgh 9
San Francisco 9
Denver 8

TITLE TOWN

The Patriots extended their mark to 11 straight division titles in 2019. They joined the Atlanta Braves (14) as the only franchises from the NFL, NBA, MLB or NHL to win at least 10 straight division titles. The New York Yankees (1998-2006), Colorado Avalanche (1995-2003), LA Lakers (1982-90) and Boston Celtics (1957-65) are the teams from the other major four sports that have streaks of nine straight titles.

MOST CONSECUTIVE NFL DIVISION TITLES

Team	Division	Titles	Years
New England	AFC East	11	2009-19
L.A. Rams	NFC West	7	1973-79
Pittsburgh	AFC Central	6	1974-79
Minnesota	NFC Central	6	1973-78
Dallas	NFL Capitol/NFC East	6	1966-71
Cleveland	American/Eastern Conf.	6	1950-55
New England	AFC East	5	2003-07
Kansas City	AFC West	5	2016-20
Denver	AFC West	5	2011-15
Indianapolis	AFC South	5	2003-07
Dallas	NFC East	5	1992-96
San Francisco	NFC West	5	1986-90
Chicago	NFC Central	5	1984-88
Oakland	AFC West	5	1972-76

The Patriots won the AFC East for 11 straight seasons from 2009-19, besting the five straight the team won from 2003-07 for the longest streak in AFC East division history. The Patriots have also won 17 of the last 19 division crowns overall and 19 division titles in the 26 seasons since Robert Kraft bought the team in 1994.

MOST CONSECUTIVE AFC EAST TITLES

Team	Streak	Years
New England 11	2009-19
New England 5	2003-07
Buffalo 4	1988-91
Miami 4	1981, 83-85*
Miami 4	1971-74
Baltimore Colts 3	1975-77
Buffalo Bills 3	1964-66@

*Due to 1982 strike, the NFL played just a nine-game season and the standings were not divided into divisions that season.

@AFL

ALL-TIME SUPER BOWL BERTHS

The Patriots advanced to their 11th Super Bowl in the 2018 season, a total that is the most in NFL history.

MOST SUPER BOWL APPEARANCES

Team	Super Bowls
New England 11
Dallas 8
Denver 8
Pittsburgh 8
San Francisco 7
GB, NYG, OAK, WAS, MIA 5



PATRIOTS REFERENCE NOTES

CONSECUTIVE WINNING SEASONS

The Patriots have 34 seasons in which the team has finished above .500 since the 1970 merger, second only to the Pittsburgh Steelers with 37. New England also led the NFL with 19 consecutive winning seasons (2001-19).

MOST CONSECUTIVE SEASONS AT .500 OR BETTER

Team	Seasons	Consecutive Seasons
Dallas	1965-85	21
New England	2001-19	19
Cleveland	1957-73	17

STRONG IN THE SECOND HALF

Since 2001, the Patriots have done a remarkable job of finishing the season strong, compiling an NFL-best 117-38 (.755) record in games on or after Thanksgiving.

PATRIOTS BEFORE AND AFTER THANKSGIVING SINCE 2001

Season	Pre-Thanksgiving	Post-Thanksgiving	Overall
2001	5-5 (.500)	9-0 (1.000)	14-5*
2002	6-5 (.545)	3-2 (.600)^	9-7
2003	9-2 (.818)	8-0 (1.000)	17-2*
2004	9-1 (.900)	8-1 (.889)	17-2*
2005	6-4 (.600)	5-3 (.625)	11-7*
2006	7-3 (.700)	7-2 (.777)	14-5*
2007	10-0 (1.000)	8-1 (.889)	18-1*
2008	7-4 (.636)	4-1 (.800)	11-5
2009	7-3 (.700)	3-4 (.429)	10-7*
2010	8-2 (.800)	6-1 (.857)^	14-3*
2011	7-3 (.700)	8-1 (.889)	15-4*
2012	7-3 (.700)	6-2 (.750)^	13-5*
2013	8-3 (.727)	5-2 (.833)	13-5*
2014	9-2 (.818)	6-2 (.750)	15-4*
2015	10-0 (1.000)	3-5 (.375)	13-5*
2016	8-2 (.800)	9-0 (1.000)	17-2*
2017	8-2 (.800)	7-2 (.777)	15-4*
2018	7-3 (.700)	7-2 (.778)	14-5*
2019	10-1 (.909)	2-4 (.333)	12-5*
2020	4-6 (.400)	3-3 (.500)	7-9
Totals	152-54 (.738)	117-38 (.755)	269-92

*Includes playoffs ^Includes games played on Thanksgiving

BEST RECORDS ON OR AFTER THANKSGIVING SINCE 2001 (INCLUDING PLAYOFFS)

Team	W	L	T	Pct.
New England	117	38	0	.755
Pittsburgh	91	50	0	.645
Green Bay	91	52	0	.636
Baltimore	83	54	0	.606
Philadelphia	83	57	0	.593

FORCING THE ISSUE

The Patriots lead the NFL with a plus-226 turnover margin since 1994.

NFL TURNOVER MARGIN SINCE 1994

New England	+226
Kansas City	+158
Green Bay	+119

SHARP AT GILLETTE

The Patriots not only have the second-best home record at their home stadium in the NFL since 1970, but the club also owns three 20-game home win streaks in Gillette Stadium history: a 20-game regular season win streak from 2008-11 and two 21-game win streaks that includes the playoffs.

Gillette STADIUM

HIGHEST HOME WINNING PERCENTAGE SINCE 1970 (MINIMUM 25 GAMES)

Team	Stadium	W-L-T	Win Pct.
Miami	Orange Bowl	101-22-1	.819
New England	Gillette Stadium	126-29-0	.813
Minnesota	Metropolitan Stadium	64-23-1	.733
Pittsburgh	Heinz Field	116-45-1	.719
Pittsburgh	Three Rivers Stadium	169-67-0	.716
Denver	Mile High Stadium	167-66-4	.715
Baltimore	MT&T Bank Stadium	132-53-0	.714
Seattle	Lumen Field	106-47-0	.693

LONGEST HOME WINNING STREAK/PATRIOTS HISTORY (REGULAR SEASON ONLY)

Streak	First Win	Last Win
20	Dec. 21, 2008	Oct. 16, 2011
18	Oct. 22, 2017	Nov. 24, 2019
18	Dec. 29, 2002	Sept. 8, 2005
16	Dec. 30, 2012	Dec. 28, 2014
12	Nov. 26, 2006	Sept. 7, 2008
10	Sept. 18, 1976	Oct. 30, 1977

LONGEST HOME WINNING STREAK/NFL HISTORY (REGULAR SEASON)

Streak	Team
27	Miami (1971-74)
25	Green Bay (1995-98)
24	Denver (1996-98)
20	New England (2008-11)
20	Green Bay (1928-32)

LONGEST HOME WINNING STREAK/PATRIOTS HISTORY (REGULAR SEASON AND POSTSEASON)

Streak	First Win	Last Win
21	Oct. 22, 2017	Nov. 24, 2019
21	Dec. 29, 2002	Sept. 8, 2005

LONGEST HOME WINNING STREAK/NFL HISTORY (REGULAR SEASON AND POSTSEASON)

Streak	Team
31	Miami (1971-74)
29	Green Bay (1995-98)
21	New England (2017-19)
21	New England (2002-05)
20	Green Bay (1929-32)

TOP OFFENSE

The Patriots finished in the top-10 in offense for seven straight seasons (2007-13), third behind the San Francisco 49ers with 15 (1982-96) and the 11 straight by New Orleans (2006-16)

TOP-10 OFFENSE

Since the 1970 merger, the Patriots offense has finished with a top-10 ranking 23 times, including 13 times under Bill Belichick.

TOP-10 OFFENSE UNDER BILL BELICHICK

Year	Rank	Yards per Game
2018.....	5.....	393.4
2017.....	1.....	394.2
2016.....	4.....	386.3
2015.....	6.....	374.4
2013.....	7.....	384.5
2012.....	1.....	427.9
2011.....	2.....	428.0
2010.....	8.....	363.8
2009.....	3.....	397.3
2008.....	5.....	365.4
2007.....	1.....	411.3
2005.....	7.....	352.0
2004.....	7.....	411.3

BEND DON'T BREAK

The Patriots finished first in the NFL in total defense for the first time in team history in 2019 and first in points allowed for the third time in team history.

PATRIOTS DEFENSIVE RANKINGS SINCE 2000

Year	Avg. Points Allowed	Avg. Yds Allowed
2020.....	22.1 (7).....	353.8 (15)
2019.....	14.0 (1).....	275.9 (1)
2018.....	20.3 (7).....	359.1 (21)
2017.....	18.5 (5).....	366.0 (29)
2016.....	15.6 (1).....	326.4 (8)
2015.....	19.7 (10).....	339.4 (9)
2014.....	19.5 (8).....	344.1 (13)
2013.....	21.1 (10).....	373.1 (26)
2012.....	20.7 (9t).....	373.3 (25)
2011.....	21.4 (15).....	411.1 (31)
2010.....	19.6 (8).....	365.5 (25)
2009.....	17.8 (5).....	320.2 (11)
2008.....	19.3 (8).....	309.0 (10)
2007.....	17.1 (4).....	288.3 (4)
2006.....	14.8 (2).....	294.4 (6)
2005.....	21.1 (17).....	330.2 (26)
2004.....	16.3 (2t).....	310.6 (9)
2003.....	14.9 (1).....	291.6 (7)
2002.....	21.6 (17).....	336.1 (23)
2001.....	17.0 (6).....	334.5 (24)
2000.....	21.1 (17).....	334.6 (20)

IN A RUSH FOR THE END ZONE

Since 2003, the Patriots and Saints are the only teams to average at least one rushing touchdown per game. The Patriots have 317 rushing touchdowns in 292 games.

MOST RUSHING TOUCHDOWNS SINCE 2003 (REGULAR SEASON ONLY)

Team	Rush TDs since 2003
New England.....	317
New Orleans.....	297

HISTORIC SCORING CLIP

The Patriots had a historic scoring output over a three-game span in October and November 2014. New England tied a team record by scoring 40 or more points in three consecutive games from Oct. 26 to Nov. 16. The Patriots also scored 40 or more in three straight games in 2007. The Patriots have scored 40 or more points 62 times in team history, including 35 times since Bill Belichick became head coach in 2000, and 19 times since 2010.

MOST CONSECUTIVE GAMES WITH 40+ POINTS IN PATRIOTS HISTORY

Gm	Year	Game 1	Game 2	Game 3
3	2014	10/26/14 (51-23 v. CHI)	11/02/14 (43-21 v. DEN)	11/16/14 (42-20 @ IND)
3	2007	10/14/07 (48-27 @ DAL)	10/21/07 (49-28 @ MIA)	10/28/07 (52-7 v. WAS)
2	1962	09/21/62 (41-16 v. DEN)	10/06/62 (43-14 @ NYT)	
2	2002	09/15/02 (44-7 @ NYJ)	09/22/02 (41-38 v. KC)	
2	2008	12/14/08 (49-26 @ OAK)	12/21/08 (47-7 v. ARZ)	
2	2010	11/25/10 (45-24 @ DET)	12/06/10 (45-3 v. NYJ)	
2	2012	11/18/12 (59-24 v. IND)	11/22/12 (49-19 @ NYJ)	
2	2015	09/20/15 (40-32 @ BUF)	09/27/15 (51-17 vs. JACK)	

SCORING FLURRY

The Patriots scored three touchdowns in a 57-second span during the final two minutes of the first half against Chicago on Oct. 26, 2014, turning a 17-7 lead into a 38-7 cushion. It was the fastest three-touchdown flurry in the NFL since the Patriots had three touchdowns in 52 seconds against the New York Jets on Nov. 22, 2012. The Patriots are one of three teams to score three touchdowns in under a minute since the 1970 merger, and are the only team to have achieved the feat twice.

NFL TEAMS TO SCORE THREE TDs IN LESS THAN ONE MINUTE

Team	Opponent	Date
New England.....	Chicago.....	10/26/14
New England.....	N.Y. Jets.....	11/22/12
Seattle.....	Minnesota.....	09/29/02
Atlanta.....	Carolina.....	10/04/98

HOW THE PATRIOTS SCORED THREE TOUCHDOWNS IN 57 SECONDS:

- Rob Gronkowski caught a 2-yard touchdown pass from Tom Brady with 1:57 left in the first half to make the score 24-7 and cap off a 10-play, 80-yard drive.
- After the Patriots defense forced a three-and-out, a 42-yard Julian Edelman punt return gave New England possession at the Chicago 9-yard line, and Brady found Brandon LaFell for a 9-yard touchdown on the next play to give the Patriots a 31-7 lead with 1:07 left in the first half.
- On the Bears first play following the LaFell touchdown, Zach Moore forced a Jay Cutler fumble that was recovered by Rob Ninkovich and returned for a 15-yard touchdown that gave the Patriots a 38-7 Patriots lead with 55 seconds left in the first half.

COMEBACKS FOR THE AGES

The Patriots have staged two historic come-from-behind victories over the past several seasons:

Belichick coached the Patriots back from a 25-point deficit to win Super Bowl LI. A comeback of that magnitude is extremely rare. There had been 2,656 games in which a team led by 25 points or more in NFL history, including the postseason. Teams leading by 25 had recorded 2,647 wins, seven losses and two ties, a winning percentage of .997.

New England came back from a 24-point deficit to defeat the Broncos, 34-31, in overtime in a Sunday Night Football matchup on Nov. 24, 2013, marking the largest regular season comeback win in team history, after trailing 24-0 at halftime.

New England's previous best comeback win was from a 23-0 deficit to win, 38-23, vs. Seattle (09/16/84). The Patriots also came back from 22 points down to win at the New York Giants, 23-22 (12/21/96). The Patriots have come from 21 points down to win four times, most recently vs. Buffalo (01/01/12).

PATRIOTS FOOTBALL NETWORK

The Patriots Football Network (PFN) is the full portfolio of media offerings from the six-time Super Bowl Champion New England Patriots. PFN provides Patriots content produced both in-house and with media partners spanning print, television, radio and the Internet.

PATRIOTS ALL ACCESS

The Emmy Award-winning "Patriots All-Access" airs weekly throughout the season on WBZ-TV Channel 4 in Boston and regional affiliates in Hartford, Providence, Springfield, Burlington, Portland and Bangor. "Patriots All-Access" features exclusive behind-the-scenes access and in-depth weekly features on Patriots players and personnel. Hosted by WBZ's Steve Burton, the show features weekly sit-downs with Bill Belichick including the popular "Belestrator" segment where the coach breaks down upcoming opponents with Scott Zolak.

"Patriots All-Access" airs Fridays from 7-8 p.m. on **WBZ-TV** and Sunday from 9-10 a.m. on **myTV38** in Boston. **Check local listings for airtime.**

PATRIOTS THIS WEEK

Insider information. Passionate debate. Timely analysis. That's what "Patriots This Week" delivers. The show, hosted by Bob Socci with former Patriots Scott Zolak and Levin Reid, is a fast-paced, half-hour of football talk. From breaking down the previous contest to game planning the next opponent, there's no better way to get ready for football than "Patriots This Week" — every Friday night at 10:30 p.m. on NBC Sports Boston.

PATRIOTS.COM

NEWS

Patriots.com features daily updates and exclusive content from the writers of Patriots Football Weekly, offering everything from breaking news to player features and the popular "Unfiltered Q&A" postings.

VIDEO

The Patriots offer video ready for any device with a screen. Live video includes every Bill Belichick and player press conference, the Dunkin' pregame and postgame shows and other events such as special episodes of Patriots All-Access and the Patriots Hall of Fame induction ceremony. On demand video ranges from daily news updates, special features, player interviews, game highlights and Patriots Cheerleaders. Video offerings also include exclusive content such as postgame locker room celebrations and "Belichick Breakdowns" where coach gives his unique insight into opponents and plays.

AUDIO

Live, original radio shows and on demand podcasts produced from the studios at Gillette Stadium are available on Patriots.com, the Patriots app, TuneIn Radio, iTunes and other podcast platforms. The line-up includes "Patriots Unfiltered," the team's flagship show featuring the writers from Patriots.com and "Patriots Playbook" with John Rooke. Also, "Pats from the Past" has Patriots Hall of Fame Executive Director Bryan Morry and Matt Smith, Patriots Executive Producer, sitting down for extended conversations with former Patriots. Morry and Smith's combined 40 years of experience with the team makes for great interviews with fan favorites over the decades.

Additional audio content includes every press conference and conference call, player interviews, Training Camp-cast, Patriots Roster Report, Patriots Prospect Reports and special live NFL Draft shows. Wherever there's a speaker, there's Patriots audio, anytime, anywhere. Check Patriots.com for in-season and out-of-season schedules.

PHOTOS

The Patriots in-house photographers produce the largest selection of Patriots game action and behind-the-scenes photos in the world. Hundreds of player and cheerleader galleries will keep you clicking!

PATRIOTS SOCIAL MEDIA

The Patriots social media channels bring the fans closer to the team with unmatched behind-the-scenes access. From press releases and roster transactions to action photos and exclusive videos, the Patriots social media accounts are a must follow for all Patriots fans. The Patriots are active on multiple platforms, providing on-field statistics and milestones, off-the-field lifestyle content as well as information, news and updates. Follow the team's official accounts: Facebook (NewEnglandPatriots), Twitter (@patriots), Instagram (@patriots), Snapchat ('patriots'), YouTube (patriots), Google+ (+patriots) Pinterest (patriots) and TikTok (patriots).

PATRIOTS MONDAY ON WEEI

WEEI Sports Radio broadcasts Patriots Monday each week, offering fans unique insight and analysis from Bill Belichick and Patriots players. WEEI will broadcast Patriots Monday each week, kicking off with "The Greg Hill Show" at 6 a.m., followed by Andy Gresh and Rich Keefe at 10 a.m. and Lou Merloni and Christian Fauria from 2 to 6 p.m.

PATRIOTS FRIDAY ON WEEI

WEEI also broadcasts Patriots Friday each week, offering fans a look ahead at the weekend's game, match ups and rivalries. Various Patriots players will be featured on air. WEEI will broadcast Patriots Fridays each week throughout the season with.

98.5 THE SPORTS HUB PATRIOTS RADIO NETWORK



FLAGSHIP STATION OF THE NEW ENGLAND PATRIOTS

98.5 The Sports Hub is the Patriots flagship station, broadcasting every Patriots game across its radio network and featuring broadcasting duo Bob Socci and Scott Zolak. Three hours prior to kickoff, during halftime and after the game, Marc Bertrand and Chris Gasper will be serving up all the timely news and notes, while Jim Murray will join Bertrand for the postgame news, including live sound from the postgame press conferences.

FLAGSHIP STATION

WBZ-FM Boston 98.5 FM

MASSACHUSETTS

WBZ-FM	Boston	98.5 FM
WAQY	Springfield	102.1 FM
WBEC	Pittsfield	1420 AM
WPKZ	Fitchburg	1280 AM/105.3 FM
WNAW	North Adams	1230 AM
WBSM	New Bedford	1420 AM
WPVQ	Greenfield	95.3 FM
WSAR	Fall River	1480 AM
WAFX	Worcester	100.1 FM
WXTK	Hyannis	95.1 FM
WMRC	Milford	103.1 FM/1490 AM
WBOQ	Gloucester	104.9 FM

MAINE

WBLM	Portland	102.9 FM
WEBB	Augusta	98.5 FM
WWMJ	Bangor	92.9 FM
WOZI	Presque Isle	101.9 FM

CONNECTICUT

WTIC	Hartford	1080 AM
WINY	Putnam	1350 AM
WGCH	Greenwich	1490 AM/105.5 FM

NEW HAMPSHIRE

WFNQ	Nashua	106.3 FM
WPQK	North Conway	103.7 FM
WSAK	Hampton	102.1 FM
WSHK	Portsmouth/Dover	105.3 FM
WNNH	Concord	99.1 FM
WLNH	Laconia	98.3 FM
WINQ	Keene	98.7 FM
WTSV	Claremont	94.3, 94.5 FM/ 1230 AM

VERMONT

WCPV	Burlington	101.3 FM
WDEV	Waterbury	550 AM/96.1 FM
WLVB	Morrisville	93.9 FM
WDVT	Rutland	94.5 FM
WINQ	Brattleboro	1490 AM

RHODE ISLAND

WPRO	Providence	630 AM
WEAN	Providence	99.7 FM

NEW YORK

WHTK	Rochester	1280 AM
------	-----------	---------



WINNINGEST PRO SPORTS TEAMS SINCE 1994

PATRIOTS ARE WINNINGEST PRO SPORTS FRANCHISE SINCE 1994

Since the 1994 season, the Patriots have won 68.6 percent of their regular season games (299-137), which is the highest winning percentage in major American professional sports over that period. Since 1994, there have been 145 franchises that have fielded teams in the five major American sports leagues (NFL, MLB, NBA, NHL and MLS) and completed more than two full seasons of competition.

HIGHEST WINNING PERCENTAGE IN MAJOR AMERICAN PROFESSIONAL SPORTS, 1994-PRESENT

(Regular Season – Includes National Football League, Major League Baseball, National Basketball Association, National Hockey League and Major League Soccer)

Records updated through games completed on October 5, 2021

Rk.	Records since 1994	Lg.	W	L	T/OTL	PCT.
1	New England Patriots	NFL	299	137	0	0.686
2	San Antonio Spurs	NBA	1435	711	0	0.669
3	Green Bay Packers	NFL	278	156	2	0.640
4	Vegas Golden Knights	NHL	173	94	24	0.636
5	Pittsburgh Steelers	NFL	275	159	2	0.633
6	Detroit Red Wings	NHL	1094	649	284	0.610
7	Los Angeles FC	MLS	55	33	30	0.593
8	Seattle Sounders FC	MLS	198	121	96	0.593
9	New York Yankees	MLB	2560	1803	0	0.587
10	Utah Jazz	NBA	1258	888	0	0.586
11	Indianapolis Colts	NFL	254	182	0	0.583
12	Dallas Stars	NHL	1042	709	274	0.582
13	Boston Bruins	NHL	1028	699	299	0.581
14	Pittsburgh Penguins	NHL	1054	733	237	0.579
15	St. Louis Blues	NHL	1036	717	275	0.579
16	Philadelphia Flyers	NHL	1012	698	302	0.578
17	Washington Capitals	NHL	1037	727	256	0.577
18	Los Angeles Lakers	NBA	1236	909	0	0.576
19	Denver Broncos	NFL	250	186	0	0.573
20	Colorado Avalanche/Quebec Nordiques	NHL	1037	741	248	0.573
21	New Jersey Devils	NHL	1022	727	276	0.573
22	Oklahoma City/Seattle Thunder	NBA	1217	929	0	0.567
23	Baltimore Ravens	NFL	228	175	1	0.566
24	Atlanta United FC	MLS	70	50	33	0.565
25	Houston Rockets	NBA	1213	933	0	0.565
26	Miami Heat	NBA	1205	932	0	0.564
27	New York City FC	MLS	98	70	53	0.563
28	San Jose Sharks	NHL	1009	756	265	0.562
29	Nashville Predators	NHL	852	646	223	0.560
30	Seattle Seahawks	NFL	242	193	1	0.556
31	Kansas City Chiefs	NFL	242	194	0	0.555
32	Atlanta Braves	MLB	2422	1942	0	0.555
33	Indiana Pacers	NBA	1190	956	0	0.555
34	Minnesota Wild	NHL	759	599	209	0.551
35	Los Angeles Dodgers	MLB	2404	1964	0	0.550
36	Dallas Mavericks	NBA	1180	969	0	0.549
37	Boston Red Sox	MLB	2397	1971	0	0.549
38	Los Angeles Galaxy	MLS	361	284	169	0.547
39	Philadelphia Eagles	NBA	236	197	2	0.545
40	Portland Trail Blazers	NBA	1170	978	0	0.545
41	Anaheim Ducks	NHL	957	787	282	0.542
42	St. Louis Cardinals	MLB	2366	1997	0	0.542
43	Chicago Blackhawks	NHL	946	786	280	0.540
44	Vancouver Canucks	NHL	954	796	268	0.539
45	Dallas Cowboys	NFL	235	201	0	0.539
46	New York Rangers	NHL	968	811	247	0.539
47	Minnesota Vikings	NFL	234	200	14	0.538
48	Montreal Canadiens	NHL	952	800	275	0.537
49	Toronto Maple Leafs	NHL	956	807	263	0.537
50	Ottawa Senators	NHL	947	809	271	0.534

NOTES: This analysis uses NFL rules when calculating winning percentage, counting ties as a half-win and a half-loss. For NHL teams, overtime losses (OTL) and ties from 2001-2004 (the NHL abolished ties in 2005-2006 and instituted a shootout system) are counted as ties when calculating winning percentage.

**The Miami Fusion were contracted following the 2001 MLS season.*

HIGHEST WINNING PERCENTAGE AMONG BOSTON-AREA MAJOR PROFESSIONAL SPORTS TEAMS, 1994-PRESENT

(Rankings listed below are each team's overall ranking among the 145 major American pro sports teams that have completed more than two full seasons of competition)

Records updated through games completed on October 5, 2021

Rank	Team	Lg.	W	L	T/OTL	Pct.
1	New England Patriots	NFL	299	137	0	0.686
13	Boston Bruins	NHL	1028	699	299	0.581
38	Boston Red Sox	MLB	2397	1971	0	0.549
64	Boston Celtics	NBA	1108	1037	0	0.517
102	New England Revolution	MLS	312	331	174	0.488