



# DRIP CHRONICLES

€ĀRØĽĪÑĀ PĀÑTHĒRŠ (6-4) vs SEATTLE SEAHAWKS (5-5)

BANK OF AMERICA STADIUM (73,778) / NOVEMBER 25, 2018 / 1:00 P.M. / PANTHERS.COM

€ĀRØĽĪÑĀ RĒTURŅŠ HØMĒ TØ FĀ€€ SEATTLE

## €ĀRØĽĪÑĀ VS SEATTLE

- The Panthers return home to face Seattle looking to expand on Carolina's 5-0 home record this season. The Panthers have won 10 straight at home, tied with the Patriots for the longest active home winning streak in the NFL.
- Carolina trails the all-time series with Seattle, 4-8. The Panthers are 3-3 at home all-time against the Seahawks. Seven of the 12 meetings have been decided by seven points or fewer.
- Cam Newton has now thrown for at least two touchdown passes in nine consecutive games, lengthening his franchise record. He can tie his own franchise record of 10 games with a single touchdown pass with one against Seattle.
- Newton has also tallied a passer rating over 100 in five straight games, setting a new franchise record. If Newton goes over 100 against Seattle, it would tie for the fourth-longest streak over 100 in the NFL since 2008.
- Christian McCaffrey has tallied 1,128 scrimmage yards this season, ranking seventh in the NFL. He is on pace to break DeAngelo Williams' franchise record of 1,636 scrimmage yards set in 2008.
- DJ Moore set a franchise record for the most receiving yards by a rookie wide receiver with 157 against Detroit. On the season, he averages 9.6 yards after the catch per reception, the second-most among all wide receivers in the NFL.

## ŠTĀTĪŠTĪ€ĀĻ RĀŅKĪŅŠ

	Carolina		Seattle		
OFFENSE	Avg.	Rank	Avg.	Rank	
Total Yards Per Game	360.2	15th	351.1	20th	
Rushing Yards Per Game	130.2	7th	154.3	1st	
Rushing Yards Per Attempt	5.0	3rd	4.8	8th	
Passing Net Yards Per Game	230.0	22nd	196.8	27th	
Sacks Per Pass Play	5.7%	10th	10.3%	31st	
Sacks Allowed	20	8th(t)	32	24th(t)	
Third Down Efficiency	40.7	12th	37.8	21st(t)	
Points Per Game	26.0	11th	24.6	14th	
DEFENSE					
Total Yards Per Game	352.4	13th	348.1	11th	
Rushing Yards Per Game	98.5	8th	111.5	17th	
Rushing Yards Per Attempt	4.3	15th	4.9	28th	
Passing Net Yards Per Game	253.9	21st	236.6	11th(t)	
Sacks Per Pass Play	5.9%	24th	7.7%	8th	
Sacks	23	23rd(t)	28	10th(t)	
Third Down Efficiency	39.5	17th	36.4	6th	
Points Per Game	25.2	20th	21.6	8th	
Passing	Yds	Cmp%	TD	INT	Rtg
Cam Newton, Car.	2443	68.4	20	6	102.7
Russell Wilson, Sea.	2192	66.2	23	5	110.2
Rushing	Att	Yds	Avg	Lng	TD
Christian McCaffrey, Car.	136	632	4.6	45	4
Chris Carson, Sea.	128	580	4.5	24	3
Receiving	Rec	Yds	Avg	Lng	TD
Devin Funchess, Car.	41	516	12.6	27	3
Tyler Lockett, Sea.	38	554	14.6	52t	7

## brøädcäst iñförmät1øñ



FOX  
(WJZY in Charlotte)

**Play-by-Play:** Kevin Burkhardt  
**Analyst:** Charles Davis  
**Sideline:** Pam Oliver



NATIONAL RADIO  
Sports USA

**Play-by-Play:** Larry Kahn  
**Analyst:** Charles Arbuckle



RADIO FLAGSHIP  
WBT-AM

(1110 AM/99.3 FM in Charlotte)

**Play-by-Play:** Mick Mixon  
**Analyst:** Jim Szoke  
**Analyst:** Eugene Robinson  
**Sideline:** Kevin Donnalley



SPANISH RADIO  
WGSP-FM

(102.3 FM in Charlotte)  
**Play-by-Play:** Jaime Moreno  
**Analyst:** Luis Moreno, Jr.

## DRĪP chrøñicġēš VØĻ. 12





## WEEK 12: CAROLINA PANTHERS VS SEATTLE SEAHAWKS



### bēstiņg thē ŠĒĀHĀWKS

**Rushing yards:** 103, Tim Biakabutuka at Carolina (10/8/00)

**Receiving yards:** 131, Greg Olsen at Seattle (10/18/15)

**Receptions:** 8, 2x Steve Smith (12/16/07) and Muhsin Muhammad (10/31/04)

**Passing yards:** 332, Steve Beuerlein at Car. (10/8/00)



Greg Olsen had 131 yards and the game-winning touchdown at Seattle in 2015.

### ŠĒR1ĒŠ nūmberš

Carolina trails the all-time series with Seattle, 4-8. The Panthers are 3-3 at home all-time against the Seahawks. Carolina has faced Seattle three times in the playoffs, tied with Arizona for the most postseason meetings in franchise history. Seven of the 12 meetings have been decided by seven points or fewer.

#### BY THE NUMBERS

**Record vs. Seahawks:** 4-8

**Home Record:** 3-3

**Last game:** Seattle 40 Carolina 7 (12/4/16)

**Last game at home:** Carolina 31 Seattle 24 (1/17/16)

**Last Panthers win:** Carolina 31 Seattle 24 (1/17/16)

**Last Seahawks win:** Seattle 40 Carolina 7 (12/4/16)

**Panthers largest winning margin:** 23 at Carolina (10/8/00)

**Seahawks largest winning margin:** 33 at Seattle (12/4/16)

**Current series streak:** Seattle W1

**Panthers longest winning streak:** 2 gms (2015-16)

**Seahawks longest winning streak:** 5 gms (2010-15)

**Most points, Panthers:** 31 at Carolina (1/17/16)

**Most points, Seahawks:** 40 at Seattle (12/4/16)

**Most points, both teams:** 55 at Carolina (1/17/16)

**Fewest points, Panthers:** 7 at Seattle (12/4/16)

**Fewest points, Seahawks:** 3 at Carolina (10/8/00)

### ŠĒR1ĒŠ 1NĀFØ

#### SEATTLE SEAHAWKS (4-8)

Home: 3-3...Away: 1-5...Playoffs: 1-2

10/8/00	..... SEATTLE	..... W	..... 26-3
10/31/04	..... at Seattle	..... L	..... 17-23
01/22/06	..... at Seattle (NFC Championship)	..... L	..... 14-34
12/16/07	..... SEATTLE	..... W	..... 13-10
12/05/10	..... at Seattle	..... L	..... 14-31
10/07/12	..... SEATTLE	..... L	..... 12-16
09/08/13	..... SEATTLE	..... L	..... 7-12
10/26/14	..... SEATTLE	..... L	..... 9-13
01/10/15	..... at Seattle (Divisional Round)	..... L	..... 17-31
10/25/15	..... at Seattle	..... W	..... 27-23
01/17/16	..... SEATTLE (Divisional Round)	..... W	..... 31-24
12/04/16	..... at Seattle (Sunday Night)	..... L	..... 7-40

### €ØÑÑ€€TÎØÑŠ

#### Coaching Connections

- Seahawks head coach Pete Carroll served as the defensive coordinator and secondary coach at North Carolina State from 1980-82. Panthers players Ryan Kalil, Matt Kalil and Wes Horton played for Carroll when he coached at Southern Cal.
- Panthers assistant special teams coach Heath Farwell played for the Seahawks from 2011-14, and began his professional coaching career with the Seahawks in 2016.
- Seahawks linebackers coach John Glenn coached at North Carolina Wesleyan from 2006-08.
- Panthers linebackers coach Steve Russ played for the Denver Broncos while Seahawks tight ends coach Pat McPherson was on the coaching staff.
- Seahawks offensive line coach Mike Solari coached with Panthers offensive coordinator Norv Turner and tight ends coach Pete Hoener on the 49ers staff. He also coached with Panthers running game coordinator John Matsko with the Chiefs in 2006-07.
- Seahawks co-director of player personnel Trent Kirchner spent eight seasons with Carolina as a pro scout.
- Seahawks quarterbacks coach Carl Smith served as the offensive coordinator at N.C. State in 1982.

#### Player Connections

- Seahawks tight end Ed Dickson played with the Panthers from 2014-17.

#### Area connections

- Seahawks guard J.R. Sweezy is from Mooresville, N.C., and played at North Carolina State.
- Seahawks wide receiver Jaron Brown is a native of Cheraw, S.C., and played collegiately at Clemson.
- Seahawks defensive tackle Poona Ford is from Hilton Head, S.C.
- Seahawks defensive tackle Nazair Jones is from Roanoke Rapids, N.C., and played collegiately at North Carolina.

- Seahawks defensive tackle Jarrian Reed is a native of Goldsboro, N.C.

#### College Connections

- Panthers Linebacker Shaq Thompson played collegiately at the University of Washington in Seattle.
- Seahawks quarterback Russell Wilson attended North Carolina State for part of his college career, where he played both football and baseball. During his baseball career, Wilson went on to play a season with the Asheville Tourists, the Class A affiliate of the Colorado Rockies located in Asheville, N.C.
- Seahawks running back Mike Davis went to South Carolina.
- Seahawks defensive lineman Nazair Jones went to North Carolina.
- Seahawks cornerback Neiko Thorpe and Panthers quarterback Cam Newton played at Auburn together.
- Seahawks linebacker Barkevious Mingo and Panthers safety Eric Reid played together at LSU and were both drafted in the first round of the 2013 NFL Draft.
- Seahawks offensive lineman Ethan Pocic and Panthers guard Trai Turner and cornerback Donte Jackson played together at LSU.
- Seahawks defensive lineman Quinton Jefferson and Panthers wide receiver DJ Moore and linebacker Jermaine Carter played together at Maryland.
- Seahawks defensive end Frank Clark and safety Delano Hill played with Panthers wide receiver Devin Funchess at Michigan under Panthers defensive line coach Brady Hoke.
- Seahawks linebacker K.J. Wright and Panthers defensive tackle Kyle Love played together at Mississippi State.
- Seahawks tight end Nick Vannett and Panthers wide receiver Curtis Samuel played together at Ohio State.



## ΕΘΛΕΗΣ



### Ron RIVERA

**NFL:** 22nd season  
**Panthers HC:** 8th season  
**Regular Season:** 70-51-1 (.571)  
**Postseason:** 3-4 (.429)

Ron Rivera became the fourth coach in Carolina Panthers history on January 11, 2011.

In seven seasons, Rivera has guided the team to a Super Bowl appearance, an NFC Championship and three NFC South titles. The Panthers have advanced to the playoffs in four of the last five seasons, tied for the most in the NFC over that span. Rivera is a two-time (2013 and 2015) Associated Press NFL Coach of the Year award winner. In 2015, Rivera led the Panthers to the second Super Bowl appearance in team history following a franchise-best 15-1 record and their third consecutive NFC South championship. In the process, Carolina became the fourth team in the Super Bowl era to start a season 14-0. Carolina's 18-game regular season winning streak, beginning in 2014, was the longest in NFC history. In 2013, Rivera guided Carolina to its first playoff appearance since 2008 and in 2014, he led the Panthers to the team's first playoff win since 2005.

With 70 career regular season wins, Rivera is four wins away from becoming the Panthers all-time winningest coach, surpassing John Fox.

Before joining the Panthers in 2011, Rivera coached the San Diego Chargers (2007-10), Chicago Bears (2004-06, 1997-98) and Philadelphia Eagles (1999-03). In 2006, the Bears defense led the NFL with 44 takeaways, helping propel Chicago to an appearance in Super Bowl XLI.

Rivera is just the third Latino head coach in NFL history, joining Tom Flores with the Oakland Raiders (1979-87) and Seattle Seahawks (1992-94) and Tom Fears with the New Orleans Saints (1967-70).

A second-round draft choice in 1984 by Chicago, Rivera played nine seasons with the Bears. Primarily an outside linebacker, he was a member of the Super Bowl XX championship team in 1985.

An All-American at the University of California, Rivera finished his career as the school's all-time leader in sacks with 22 and tackles with 336.

Born January 7, 1962 in Fort Ord, Calif., he and his wife, Stephanie, have two children – Christopher and Courtney.

### RIVERA COACHING HISTORY

2011-	Carolina Panthers	Head Coach
2008-10	San Diego Chargers	Defensive Coordinator
2007-08	San Diego Chargers	Inside Linebackers
2004-06	Chicago Bears	Defensive Coordinator
1999-2003	Philadelphia Eagles	Linebackers
1997-98	Chicago Bears	Defensive Quality Control



### Pete CARROLL

**NFL:** 25th season  
**Seahawks:** 9th season  
**Regular Season:** 113-80-1 (.585)  
**Postseason:** 10-7 (.588)

Named head coach on January 11, 2010, Pete Carroll became the eighth head coach in Seahawks history after one of the most successful runs in USC history in the college ranks. He brings 25 years of NFL experience and 19 years of collegiate experience to Seattle.

In 2016, he became the 39th head coach in NFL history with 100 wins in the regular season.

In his eight seasons as head coach in Seattle, Carroll and General Manager John Schneider constructed the best teams in Seahawks history over the past six seasons with a combined 65-30-1 record, back-to-back Super Bowl appearances in 2013-14, posted 10-plus wins in five consecutive seasons (2012-16) for the first time in franchise history and won four NFC West Division titles.

Seattle has advanced to the divisional round in six of Carroll's eight seasons as coach, winning two NFC Championships and one Super Bowl, while claiming the No. 1 seed in the NFC twice, and third time in franchise history (2005 under Mike Holmgren, 2013-14).

Carroll returned to the NFL after spending nine years (2001-09) as head coach at USC, where he won seven consecutive Pac-10 titles (2002-08), two national championships (2003-04) and led the Trojans to a 97-19 record.

He began his NFL career as defensive backs coach for Buffalo (1984) and Minnesota (1985-89) before becoming the N.Y. Jets defensive coordinator (1990-93) and head coach (1994). He spent two years as San Francisco's defensive coordinator (1995-96), leading the league in total defense in 1995, before leading New England to a 27-21 record and two playoff appearances as head coach (1997-99).

Carroll was a two-time (1971-72) All-Pacific Coast Conference free safety at Pacific and earned his bachelor's degree in 1973 in business administration. He received his secondary teaching credential and a master's degree in physical education from Pacific in 1976. He was inducted into the Pacific Athletic Hall of Fame in 1995.

### CARROLL COACHING HISTORY

2010-	Seattle Seahawks	Head Coach
2001-09	Southern Cal	Head Coach
1997-99	New England Patriots	Head Coach
1995-96	San Francisco 49ers	Defensive Coordinator
1994	New York Jets	Head Coach
1990-93	New York Jets	Defensive Coordinator
1985-89	Minnesota Vikings	Defensive Backs Coach
1984	Buffalo Bills	Defensive Backs Coach
1983	Pacific	Defensive Coordinator
1980-82	N.C. State	Defensive Coordinator
1979	Ohio State	Secondary Coordinator
1978	Iowa State	Secondary Coordinator
1977	Arkansas	Graduate Assistant
1973-76	Pacific	Graduate Assistant



### GAME SUMMARY

## SEATTLE 40, CAROLINA 7

DEC. 7, 2016 • CENTURYLINK FIELD • SEATTLE, WASH.

The Carolina Panthers suffered a 40-7 loss against the Seattle Seahawks on Sunday Night Football at CenturyLink Field. The Seahawks amassed 534 total yards, 240 of which came on the ground against the Carolina defense that entered Week 13 boasting the NFL's second-best run defense. The Panthers threatened to make it a game when wide receiver Ted Ginn, Jr. hauled in a 55-yard touchdown pass early in the second quarter that cut the Seattle lead to 10-7. But wide receiver Tyler Lockett returned the ensuing kickoff to the Seattle 43-yard line, and two plays later, running back Thomas Rawls ran for a 45-yard touchdown. Two field goals before halftime gave Seattle a 23-7 lead, and the Seahawks started the second half with another explosive run play. On the first play from scrimmage of the third quarter, Lockett took a speed sweep off the right side and ran away from everyone for a 75-yard touchdown. Seattle tacked on 10 more points in the fourth quarter with a 1-yard touchdown pass to tight end Jimmy Graham and a third Steven Hauschka field goal. The game started in unusual and unfortunate fashion for the Panthers. On the first play of the game's opening possession, quarterback Derek Anderson rolled right and tried to connect with fullback Mike Tolbert in the flat. The pass went off Tolbert's hands and linebacker Mike Morgan picked it off, setting up a 23-yard field goal to give Seattle a lead it would never relinquish.

### SCORING

SCORE BY PERIODS	1	2	3	4	OT	TOTAL
Carolina Panthers	0	7	0	0	0	7
Seattle Seahawks	10	13	7	10	0	40

### SCORING DRIVES

Team	Qtr	Time	Play Description (Extra Point) (Drive Info)	CAR	SEA
Seahawks	1	13:23	S.Hauschka 23 yd. Field Goal (4-3, 1:23)	0	3
Seahawks	1	6:42	T.Rawls 8 yd. run (S.Hauschka kick) (9-92, 3:55)	0	10
Panthers	2	10:32	T.Ginn 55 yd. pass from C.Newton (G.Gano kick) (3-48, 1:26)	7	10
Seahawks	2	9:44	T.Rawls 45 yd. run (S.Hauschka kick) (2-57, 0:48)	7	17
Seahawks	2	1:45	S.Hauschka 37 yd. Field Goal (11-56, 5:43)	7	20
Seahawks	2	0:07	S.Hauschka 31 yd. Field Goal (9-72, 1:12)	7	23
Seahawks	3	14:48	T.Lockett 75 yd. run (S.Hauschka kick) (1-75, 0:12)	7	30
Seahawks	4	11:09	J.Graham 1 yd. pass from R.Wilson (S.Hauschka kick) (10-84, 5:15)	7	37
Seahawks	4	3:28	S.Hauschka 28 yd. Field Goal (11-70, 6:00)	7	40

### TEAM STATISTICS

	PANTHERS	SEAHAWKS
TOTAL FIRST DOWNS	14	29
THIRD DOWN EFFICIENCY	5-12-42%	7-14-50%
FOURTH DOWN EFFICIENCY	0-1-0%	0-1-0%
TOTAL NET YARDS	271	534
NET YARDS RUSHING	89	240
NET YARDS PASSING	182	294
PASS ATTEMPTS-COMPLETIONS-HAD INTERCEPTED	33-14-1	39-28-1
KICKOFFS NUMBER-IN END ZONE-TOUCHBACKS	2-2-1	9-7-5
PUNTS NUMBER AND AVERAGE	6-42.3	1-41.0
TOTAL RETURN YARDAGE (NOT INCLUDING KICKOFFS)	7	26
PENALTIES NUMBER AND YARDS	6-63	6-37
FUMBLES NUMBER AND LOST	1-1	1-0
TOUCHDOWNS	1	4
EXTRA POINTS MADE-ATTEMPTS	1-1	4-4
FIELD GOALS MADE-ATTEMPTS	0-0	4-4
RED ZONE EFFICIENCY	0-1-0%	2-6-33%
GOAL TO GO EFFICIENCY	0-0-0%	2-4-50%
SAFETIES	0	0
TIME OF POSSESSION	25:59	34:01

### PANTHERS INDIVIDUAL STATISTICS

RUSHING	ATT	YDS	AVG	LG	TD
J. Stewart	11	50	4.5	29	0
M. Tolbert	4	21	5.3	11	0
C. Newton	3	12	4.0	9	0
T. Ginn	1	6	6.0	6	0
F. Whittaker	1	3	3.0	3	0
C. Brown	1	-3	-3.0	-3	0
<b>Total</b>	<b>21</b>	<b>89</b>	<b>4.2</b>	<b>29</b>	<b>0</b>

PASSING	ATT	CMP	YDS	SK/YD	TD	LG	IN	Rtg.
C. Newton	32	14	182	0/0	1	55	0	72.7
D. Anderson	1	0	0	0/0	0	0	1	0.0
<b>Total</b>	<b>33</b>	<b>14</b>	<b>182</b>	<b>0/0</b>	<b>1</b>	<b>55</b>	<b>1</b>	<b>57.9</b>

PASS RECEIVING	REC	YDS	AVG	LG	TD
T. Ginn	5	80	16.0	55	1
G. Olsen	3	30	10.0	16	0
D. Funchess	2	44	22.0	24	0
K. Benjamin	2	18	9.0	11	0
B. Bersin	1	7	7.0	7	0
J. Stewart	1	3	3.0	3	0
<b>Total</b>	<b>14</b>	<b>182</b>	<b>13.0</b>	<b>55</b>	<b>1</b>

Sacks: 3 - K. Ealy (1.0), C. Johnson (1.0), T. Davis (0.5), W. Horton (0.5)  
Interceptions: 1 - T. Boston

### SEAHAWKS INDIVIDUAL STATISTICS

RUSHING	ATT	YDS	AVG	LG	TD
T. Rawls	15	106	7.1	45	2
T. Lockett	1	75	75.0	75	1
R. Wilson	3	29	9.7	18	0
T. Pope	8	28	3.5	18	0
T. Boykin	1	1	1.0	1	0
G. Farmer	1	1	1.0	1	0
<b>Total</b>	<b>29</b>	<b>240</b>	<b>8.3</b>	<b>75</b>	<b>3</b>

PASSING	ATT	CMP	YDS	SK/YD	TD	LG	IN	Rtg.
R. Wilson	36	26	277	3/21	1	40	1	92.0
T. Boykin	3	2	38	0/0	0	31	0	109.7
<b>Total</b>	<b>39</b>	<b>28</b>	<b>315</b>	<b>3/21</b>	<b>1</b>	<b>40</b>	<b>1</b>	<b>93.4</b>

PASS RECEIVING	REC	YDS	AVG	LG	TD
D. Baldwin	7	65	9.3	29	0
J. Graham	6	63	10.5	18	1
J. Kearse	5	68	13.6	31	0
T. Lockett	5	63	12.6	40	0
N. Vannett	2	25	12.5	21	0
T. McEvoy	1	14	14.0	14	0
T. Rawls	1	12	12.0	12	0
T. Pope	1	5	5.0	5	0
<b>Total</b>	<b>28</b>	<b>315</b>	<b>11.3</b>	<b>40</b>	<b>1</b>

Sacks: 0  
Interceptions: 1 - M. Morgan





## nfc south

The Saints host the Falcons on Thanksgiving night, while Seattle and San Francisco travel east to play Carolina and Tampa Bay.

### THIS WEEK'S NFC SOUTH SCHEDULE

Thursday	Atlanta at New Orleans	8:20 p.m.
Sunday	Seattle at Carolina	1:00 p.m.
Sunday	San Francisco at Tampa Bay	1:00 p.m.

### 2018 NFC SOUTH STANDINGS

	W	L	T	PCT.	PF	PA
New Orleans	9	1	0	.900	378	239
<b>Carolina</b>	<b>6</b>	<b>4</b>	<b>0</b>	<b>.600</b>	<b>260</b>	<b>252</b>
Atlanta	4	6	0	.400	263	276
Tampa Bay	3	7	0	.300	267	329

## dr1P cēntrāt

**Panthers.com** — For the most up-to-date information on the Carolina Panthers, please visit the team's official web site at [www.panthers.com](http://www.panthers.com). Media information, including releases, flip cards, transcripts and media guide is available at [www.panthers.com/news/media](http://www.panthers.com/news/media).

Credentialed media in the press box are encouraged to join the Panthers GameDay slack channel for immediate stats, notes and quotes. To join, email a request to [will.bryan@panthers.nfl.com](mailto:will.bryan@panthers.nfl.com).

## THE NĒXT 1ÑE

### PRESEASON (3-1)

Thursday	Aug. 9	@ Buffalo	W, 28-23
Friday	Aug. 17	MIAMI	W, 27-20
Friday	Aug. 24	NEW ENGLAND	W, 25-14
Thursday	Aug. 30	@ Pittsburgh	L, 24-39

### REGULAR SEASON (6-4)

Sunday	Sept. 9	DALLAS	W, 16-8
Sunday	Sept. 16	@ Atlanta	L, 24-31
Sunday	Sept. 23	CINCINNATI	W, 31-21
Sunday	Sept. 30	BYE	
Sunday	Oct. 7	NEW YORK GIANTS	W, 33-31
Sunday	Oct. 14	@ Washington	L, 17-23
Sunday	Oct. 21	@ Philadelphia	W, 21-17
Sunday	Oct. 28	BALTIMORE	W, 36-21
Sunday	Nov. 4	TAMPA BAY	W, 42-28
Thursday	Nov. 8	@ Pittsburgh	L, 21-52
Sunday	Nov. 18	@ Detroit	L, 19-20
Sunday	Nov. 25	SEATTLE	1 p.m.
Sunday	Dec. 2	@ Tampa Bay	1 p.m.
Sunday	Dec. 9	@ Cleveland	1 p.m.
Monday	Dec. 17	NEW ORLEANS	8:15 p.m.
Sunday	Dec. 23	ATLANTA	1 p.m.
Sunday	Dec. 30	@ New Orleans	1 p.m.





## #CAREOLINA

In the days after Hurricane Florence reached the Carolina coasts, head coach Ron Rivera addressed the media with a new #CAREolinas t-shirt featuring the hashtag and the states of North Carolina and South Carolina with the title "we share more than a state line" along the border.

The shirts were sold online through a link on Panthers.com and in stadium in Week 3, and the proceeds are going directly to the official recovery efforts of both states. Since the web campaign launched, over 10,000 shirts were purchased online.



## PACKING BOXES

Carolina Panthers players, staff and families went to the Second Harvest Food Bank of Metrolina during the team's bye week to pack food donation boxes for shipment to areas of the Carolinas affected by the hurricane.

The Panthers packed over 5,000 boxes over three days at the food bank. Panthers owner David Tepper was a hands-on part of the effort as he packed boxes last Monday alongside the players. Continuing over the next few weeks, an additional 23,500 boxes funded by Tepper and his foundation will be shipped to affected areas of the Carolinas.

Prior to Carolina's game against Cincinnati, the David Tepper Charitable Foundation, Inc. and Carolina Panthers Charities announced an initial aid package with \$1 million going to the American Red Cross, \$450,000 going to regional food banks and \$250,000 to high school athletic programs affected by storm damage. Bank of America has pledged an additional \$100,000 to the high school relief fund, increasing the total to \$350,000 for regional high schools.



## PEPPERS' CAMPAIGN

On Friday, Aug. 21st, Julius Peppers announced a donation and the launch of the Julius Peppers Hurricane Relief Fund through the *Foundation For The Carolinas*. Peppers gave \$100,000 to the fund to aid in relief efforts, and he encouraged teammates, fans and the wider community to donate as well. Quarterback Cam Newton then publicly tweeted that he would match Peppers' \$100,000 gift to the campaign.

On Tuesday, Oct. 9, Peppers went to Robeson County, N.C., where he worked with the United Way to assist hurricane victims. On Tuesday, Oct. 23, he traveled to Marlboro County, S.C., to assist with recovery efforts there.

Peppers is originally from Bailey, N.C., and went to college at North Carolina. Info on the campaign is on the front page of Panthers.com.



## ONE CAROLINA

The Panthers wore "One Carolina" helmet stickers to show solidarity with hurricane recovery efforts in North and South Carolina.

Along with the Panthers, 44 colleges and universities from Division I to Division II, Division III, NAIA and even junior colleges wore the same stickers in games in and out of the states to increase awareness and promote the same solidarity.







## 2018 WEEKLY RANKINGS

Category	Week 1	Week 2	Week 3	Week 4	Week 5	Week 6	Week 7	Week 8	Week 9	Week 10	Week 11	Week 12	Week 13	Week 14	Week 15	Week 16	Week 17
Net Yards per game	28th	16th	15th	18th	19th	22nd	18th	19th	13th	18th	15th						
Rushing Yards per game	6th	5th	1st	1st	1st	4th	4th	2nd	2nd	3rd	7th						
Net Passing Yards per game	28th	20th	25th	25th	25th	26th	22nd	22nd	22nd	24th	12th						
Third Down Efficiency	18th	14th	13th	12th	20th	21st	17th	16th	14th	13th	12th						
Points per game	25th	22nd	13th	16th	12th	17th	18th	12th	11th	9th	11th						
Opp. Net Yards per game	3rd	13th	19th	14th	20th	14th	13th	13th	11th	15th	13th						
Opp. Rushing Yards per game	10th	25th	17th	19th	8th	15th	9th	8th	8th	9th	8th						
Opp. Net Passing Yards per game	3rd	7th	16th	13th	26th	15th	17th	17th	19th	22nd	21st						
Opp. Third Down Efficiency	4th	14th	15th	16th	5th	9th	4th	7th	8th	20th	17th						
Sacks	2nd	8th	10th	21st	24th	22nd	18th	21st	18th	22nd	23rd						
Opp. Points per game	3rd	8th	12th	8th	13th	10th	5th	11th	12th	23rd	20th						

## YEARLY RANKINGS

Category	1995	1996	1997	1998	1999	2000	2001	2002	2003	2004	2005	2006	2007	2008	2009	2010	2011	2012	2013	2014	2015	2016	2017	2018
Net Yards per game	26	23	26	20	6	20	30	31	16	13	22	24	29	10	19	32	7	12	26	16	11	19	19	15
Rushing Yards per game	20	15	15	28	20	29	29	25	7	28	19	24	14	3	3	13	3	9	11	7	2	10	4	7
Net Passing Yards per game	24	22	26	14	2	12	26	30	18	9	17	15	29	19	27	32	13	16	29	19	24	21	28	12
Third Down Efficiency	20	21	2	13	10	15	30	30	20	10	6	32	24	19	19	30	10	6	4	12	7	23	7	12
Points per game	25	7	27	12	4	21	29	30	15	13	8	27	26	7	21	32	5	18	18	19	1	15	12	11
Opp. Net Yards per game	7	10	15	30	26	27	31	2	8	20	3	7	16	18	8	18	28	10	2	10	6	21	7	13
Opp. Rushing Yards per game	10	8	22	26	24	26	31	8	11	17	4	11	18	20	22	23	25	14	2	16	4	6	3	8
Opp. Net Passing Yards per game	14	12	9	28	23	26	28	4	9	18	9	4	17	16	4	11	24	13	6	11	11	29	18	21
Opp. Third Down Efficiency	15	1	17	26	30	27	27	2	8	31	27	3	26	18	7	16	27	9	12	22	13	10	13	17
Sacks	14t	1	23	21t	23t	27t	28	2	8	24t	7	6t	31	9	22t	20t	24t	9t	1	12t	6	2	3	23
Opp. Points per game	8	2	13t	27	26	12	28	5	10	15t	5	8t	15	12	9	26	27	18	2	21	6	26	11	20

## YEARLY AVERAGES

Category	1995	1996	1997	1998	1999	2000	2001	2002	2003	2004	2005	2006	2007	2008	2009	2010	2011	2012	2013	2014	2015	2016	2017	2018
Net Yards per game	288.7	300.8	288.4	298.8	355.3	290.9	265.9	267.5	321.3	326.6	309.4	307.7	284.9	349.7	331.0	258.4	389.8	360.7	316.9	346.7	366.9	343.7	323.7	360.2
Rushing Yards per game	98.3	108.1	110.6	91.1	95.3	74.1	85.8	99.1	130.7	98.9	104.9	103.7	114.0	152.3	156.1	115.4	150.5	130.5	126.6	127.3	142.6	113.4	131.4	130.2
Net Passing Yards per game	190.4	192.7	177.8	207.6	260.1	216.1	180.1	168.4	190.6	227.7	204.4	204.0	170.9	197.4	174.9	143.1	239.3	230.2	190.2	219.4	224.3	230.3	192.3	230.0
Third Down Efficiency	38.1	37.2	44.0	37.0	38.3	39.4	30.6	28.6	35.6	40.3	42.2	31.1	36.2	39.3	37.3	30.4	40.5	43.1	43.8	41.9	42.4	37.2	41.9	40.7
Points per game	18.1	22.9	16.6	21.0	26.3	19.4	15.8	16.1	20.3	22.2	24.4	16.9	16.7	25.9	19.7	12.3	25.4	22.3	22.9	21.2	31.3	23.1	22.7	26.0
Opp. Net Yards per game	314.2	298.5	311.3	365.1	343.9	353.5	371.4	290.4	295.3	336.4	282.6	296.1	324.8	331.2	315.8	335.9	377.6	333.1	301.3	339.8	322.9	359.8	317.1	352.4
Opp. Rushing Yards per game	98.5	97.6	123.3	133.3	118.6	121.5	143.8	103.3	107.6	119.0	91.6	108.6	110.7	119.5	124.8	123.8	130.8	110.1	86.9	112.0	88.4	91.6	88.1	98.5
Opp. Net Passing Yards/game	215.7	200.9	187.9	231.8	225.3	232.0	227.6	187.1	187.7	217.4	191.1	187.5	214.1	211.7	191.0	212.1	246.8	223.0	214.3	227.8	234.5	268.2	229.1	253.9
Opp. Third Down Efficiency	40.8	32.4	36.9	41.7	41.6	43.3	41.6	32.9	34.7	46.0	40.7	31.5	42.5	39.7	35.5	38.0	42.8	36.1	35.8	42.4	37.9	37.9	37.9	39.5
Sacks	36	60	36	37	35	27	26	52	39	34	45	41	23	37	31	31	31	39	59	40	44	47	50	23
Opp. Points per game	20.3	13.6	19.6	25.8	23.8	19.4	25.6	18.9	19.0	21.2	16.2	19.1	21.7	20.6	19.3	25.5	26.8	22.7	15.1	23.4	19.3	25.1	20.4	25.2





## milēštøñē šāūcē

### Team

- The Panthers need two more wins to reach 200 wins in franchise history, including the postseason. Carolina is 198-196-1 all-time including the postseason.
- Carolina has won 10 home games in a row dating back to last season. That streak ties the Patriots (10) for the longest active home win streak in the NFL. New England's last home loss came against the Panthers (10/1/17). The streak is also tied for the second-longest home win streak, including playoffs in franchise history.
- The Panthers currently sport the NFL's longest consecutive game streak without overtime (51), dating back to Carolina's OT win over Indianapolis (11/12/15).
- Carolina can become one of just five teams to reach the playoffs in five of the last six seasons (if Seattle, Green Bay, Pittsburgh, and New England make the playoffs in 2018).

### Ron Rivera

- Rivera needs four more regular-season wins to pass John Fox (73) for the most regular-season coaching wins in franchise history. In his eighth season with Carolina, Rivera has a 70-51-1 record.



### Cam Newton

- Newton (9) needs one passing touchdown against Seattle for his 10th straight game with at least one passing touchdown, tying his own franchise record.
- Newton (236) needs 11 total touchdowns to pass Dan Marino (246) for second all-time through the first eight seasons of a career. He just passed Brett Favre for sole possession of third place.
- Newton (32,191) needs 1,332 total yards to pass Matt Ryan (33,520) for second-most combined yards (passing and rushing) through a quarterback's first eight seasons.
- Newton (4,674) needs 255 rushing yards to pass Randall Cunningham (4,928) for second all-time in rushing yards by a quarterback.
- Newton (354) can become the first QB in NFL history to rush for at least 700 yards in four seasons.
- Newton (17) needs four game-winning drives to tie Jake Delhomme (21) for most in franchise history.



### Devin Funchess

- Funchess (2,168) needs 218 receiving yards to pass Brandon LaFell (2,385) for seventh place all-time in franchise history.
- Funchess (158) needs five receptions to pass Jonathan Stewart (162) for ninth place all-time in catches in franchise history.

### Christian McCaffrey

- McCaffrey (1,128) needs 509 scrimmage yards to break DeAngelo Williams' franchise record (1,636) for scrimmage yards in a season, set in 2008.
- McCaffrey (58) needs six receiving first downs to pass DeAngelo Williams (63) for the most by a running back in franchise history.
- McCaffrey needs 21 receptions and 156 receiving yards to break his own franchise record for receptions (80) and receiving yards (651) by a running back.

### Greg Olsen

- Olsen (7,823) needs 96 receiving yards to pass Jackie Smith (7,918) for seventh all-time in receiving yards among tight ends.
- Olsen (57) needs three touchdown receptions to become the eighth tight end in NFL history with at least 60 career touchdown receptions.

### Julius Peppers

- Peppers (158.5) needs two sacks to pass Kevin Greene (160.0) for the third-most sacks in NFL history since it became a statistic in 1982.
- Peppers (51) needs two forced fumbles to pass Robert Mathis (52) for most forced fumbles since 2000.
- Peppers (80) needs four pass deflections to pass Jason Taylor (83) for most since 2000 among defensive linemen.

### Luke Kuechly

- Kuechly (16) needs four interceptions to become the third linebacker in NFL history with 20 interceptions in his first seven seasons played.
- Kuechly (23) needs four takeaways for the most takeaways by an NFL linebacker in his first seven seasons.



in

- Kuechly (901) needs 16 tackles (press box stats) to pass Patrick Willis (916) for the most tackles in an NFL player's first seven seasons.

### Mario Addison

- Addison (44.0) needs 12.0 sacks to pass Mike Rucker (55.5) for third place in franchise history in sacks.

### Kawann Short

- Short (32.0) needs 3.0 sacks to pass Greg Hardy (34.0) for sixth all-time in franchise history.

### Donte Jackson

- Jackson (4) needs two interceptions to tie Chris Gamble (6) for the most picks by a rookie in franchise history.



## tøp 10 ÌÑ ÑFL

### PANTHERS WITHIN TOP 10 OF NFL RANKINGS

#### Passing

Category	Name	Number	NFL Rank
Completion Pct.	Newton	68.4	7th
Passer Rating	Newton	102.7	7th
Fewest INTs	Newton	6	t-8th
Passing TDs	Newton	20	t-9th

#### Rushing

Category	Name	Number	NFL Rank
Yards	McCaffrey	632	t-10th

#### Receiving

Category	Name	Number	NFL Rank
Receiving Long	Moore	82	t-1st
YAC/Reception	Moore	9.6	9th

#### Miscellaneous Offense

Category	Name	Number	NFL Rank
Scrimmage Yards	McCaffrey	1,128	9th

#### Defense (press box stats)

Category	Name	Number	NFL Rank
Interceptions	Jackson	4	t-2nd
	Adams	3	t-6th
Tackles for Loss	Kuechly	13	t-3rd
Total Tackles	Kuechly	83	t-6th
Pass Deflections	Bradberry	9	t-9th

#### Special Teams

Category	Name	Number	NFL Rank
Field Goals (50+)	Gano	3	t-8th
Field Goal Pct.	Gano	91.7	9th

## rēcōrd wātch

### FRANCHISE SEASON RECORDS IN PLAY

#### Passing

Category	Name	Current	Record	Held By
Completion Pct.	Newton	68.4	63.0	Beuerlein (1998)
Completions	Newton	225	343	Beuerlein (1999)
Touchdowns	Newton	20	36	Beuerlein (1999)
Fewest Interceptions	Newton	6	10	Newton (2015)
Rating	Newton	102.7	99.4	Newton (2015)

#### Rushing

Category	Name	Current	Record	Held By
Yards (by WR)	Moore	122	98	Ginn (2016) - broken
Touchdown (by WR)	Samuel	2	1	four others - broken
First Down (by WR)	Moore	5	4	five others - broken

#### Receiving

Category	Name	Current	Record	Held By
Yards (by RB)	McCaffrey	496	651	McCaffrey (2017)
Receptions (by RB)	McCaffrey	60	80	McCaffrey (2017)
Touchdowns (by RB)	McCaffrey	4	5	McCaffrey (2017)
Yards After Catch	Moore	289	593	McCaffrey (2017)

#### Miscellaneous Offense

Category	Name	Current	Record	Held By
Scrimmage Yards	McCaffrey	1,128	1,636	Williams (2008)

#### Defense (press box stats)

Category	Name	Current	Record	Held By
Tackles for Loss	Kuechly	13	19	C. Johnson (2011)

#### Special Teams

Category	Name	Current	Record	Held By
Field Goal Pct.	Gano	91.7	96.7	Gano (2017)
Field Goals (50+)	Gano	3	6	Gano (2013)
Net Punting Avg.	Palardy	41.0	42.4	Palardy (2017)



## 2nd-most picks

Since 2015, the Panthers defense has recorded 62 interceptions, the second-most in the NFL.

### NFL TEAM LEADERS, INTERCEPTIONS, 2015-18

Team	INTs
Kansas City	67
<b>Carolina</b>	<b>62</b>
Cincinnati	60

Over that same stretch, the Panthers have totaled 102 takeaways, second-most in the NFL since 2015.

### NFL TEAM LEADERS, TOTAL TAKEAWAYS, 2015-18

Team	Takeaways
Kansas City	105
<b>Carolina</b>	<b>102</b>
Arizona	94

Since 2015, the Panthers are fourth in the NFL with a turnover differential of +22. Over that stretch, the Panthers lead the NFL with 370 points off turnovers.

Since 2011 with Rivera, the Panthers have gone 52-5-1 when winning the turnover battle. Carolina has won 17 straight games when positive in turnovers.



This season, Carolina has 15 takeaways for a turnover differential of +5. Carolina has scored 51 points off turnovers while allowing 32 points off turnovers. The Panthers have been even or positive in turnovers in seven of 10 games, going 6-1 in those games and 5-0 in games when winning the turnover battle outright.

## few penalties

In 2017, the Panthers led the NFL in fewest penalties (83) and penalty yards (682).

That has continued this season as the Panthers have the second-fewest combined penalties from 2017 and 2018 at 139.

### NFL TEAM LEADERS, FEWEST PENALTIES, 2017-18

Team	PENALTIES	PENALTY YDS
Tennessee	134	1237
<b>Carolina</b>	<b>139</b>	<b>1154</b>
New England	142	1199
New York Giants	153	1470

## FRÄZIER & PØPŠ

Panthers defensive end Julius Peppers is the longest tenured defensive player currently active in the NFL. He is followed by teammate Mike Adams who is the third-longest on defense in terms of career games played.

With ages of 38 and 37, the two players rank first and second, respectively, as the oldest two defensive players still active.

### ALL-TIME GAMES PLAYED - DEFENSE, ACTIVE

Player, Team	Games	Seasons
<b>Julius Peppers, Car.</b>	<b>260</b>	<b>17</b>
Terrell Suggs, Balt.	225	16
<b>Mike Adams, Car.</b>	<b>216</b>	<b>15</b>

This season, Peppers has four sacks and two forced fumbles, while Adams has three interceptions.

The Panthers have three of the top six active tacklers in the NFL on the field every game. Thomas Davis, Luke Kuechly and Mike Adams all rank in the top six.

### NFL TACKLE LEADERS / ACTIVE (press box stats)

Player, Team	Tackles
Antoine Bethea, Ariz.	1,181
<b>Thomas Davis, Car.</b>	<b>1,034</b>
Eric Weddle, Balt.	1,014
<b>Luke Kuechly, Car.</b>	<b>901</b>
Bobby Wagner, Sea.	850
<b>Mike Adams, Car.</b>	<b>848</b>



## šäck tũňch

Julius Peppers, Mario Addison, Kawann Short and Thomas Davis all rank in the top eight of the Panthers all-time sack leaders.

### PANTHERS CAREER SACK LEADERS

Player	Sacks	Seasons
<b>Julius Peppers</b>	<b>96.0</b>	<b>2002-09; 2017-18</b>
Charles Johnson	67.5	2007-17
Mike Rucker	55.5	1999-2007
<b>Mario Addison</b>	<b>44.0</b>	<b>2012-18</b>
Kevin Greene	41.5	1996, 1998-99
Greg Hardy	34.0	2010-14
<b>Kawann Short</b>	<b>31.5</b>	<b>2013-18</b>
<b>Thomas Davis</b>	<b>28.0</b>	<b>2005-18</b>





## TEAM NOTES



### RŮŇŇ1ŇG fŇr ŸĚĀRŠ

Since 2011, the year Carolina drafted Cam Newton, the Panthers rank third in the NFL in rushing yards with 16,058. Carolina also ranks second in rushing touchdowns since 2011 with 133.

Carolina has boasted a top-10 rushing offense in six of the last seven seasons with Newton and head coach Ron Rivera. Under Rivera, the Panthers have gone 63-33 when rushing for over 100 yards in a game.

#### NFL TEAM RUSHING YARDS LEADERS, 2011-18

Team	Rushing Yards
Seattle	16,316
Buffalo	16,094
<b>Carolina</b>	<b>16,058</b>
San Francisco	15,473

#### NFL TEAM RUSHING TOUCHDOWNS LEADERS, 2011-18

Team	Rushing TDs
New England	136
<b>Carolina</b>	<b>133</b>
New Orleans	127
Minnesota	117

### tŇp 10 ĬŇ ŇFL

In Weeks 3-5, the Panthers were at the top of the NFL rushing charts and currently rank seventh at 130.2 yards per game.

Since 2011, the Panthers have ranked number one in rushing in seven different weeks, and the team has finished in the top 10 in rushing in all but one season under Rivera when they finished 11th in 2013.

This season, the Panthers rank:

- 7th in rushing yards per game (130.2)
- 3rd in rushing yards per carry (5.01)
- 3rd in rushes over 10 yards (45)
- t-6th in rushing touchdowns (12)



### rĕvĕrřĕ 1t

Under new offensive coordinator Norv Turner, the Panthers have become very versatile with rushing and receiving threats in unconventional places.

Carolina leads the NFL in rushing by non-running backs with 551 yards and six touchdowns. DJ Moore (122) has the second-most rushing yards of any wide receiver, while Cam Newton (354) has the most rushing yards of any quarterback.

#### NFL / RUSHING YARDS: QB, WR, TE / 2018

Team	Rush Att	Rush Yds	Rush TDs
<b>Carolina</b>	<b>92</b>	<b>551</b>	<b>6</b>
Chicago	68	428	3
Baltimore	85	353	1

When adding in receiving yards from running backs, Carolina leads the league in total rushing and receiving yards from non-conventional positions (rushing by non-running backs, receiving by non-receivers or tight ends), as well as total TDs.



#### NFL / SCRIMMAGE YARDS (non-conventional positions) / 2018

Team	Scrim Yds	Rush Yds	Rec Yds	Total TDs
<b>Carolina</b>	<b>1,071</b>	<b>551</b>	<b>463</b>	<b>11</b>
Chicago	1,006	428	578	6
Jacksonville	934	318	616	6

### 4 - 9

This season, the Panthers rank second in the NFL in points scored in the fourth quarter. Carolina scored 21 unanswered points at Philadelphia in Week 7 to spark the largest fourth quarter comeback in franchise history.

#### NFL / POINTS IN 4TH QUARTER / 2018

Team	Points	Point Margin
New Orleans	111	+40
<b>Carolina</b>	<b>100</b>	<b>+36</b>
Atlanta	94	-8

Carolina's point differential of +36 in the fourth quarter is second in the NFL, while 100 points is on pace for the most in the fourth quarter in a season (125, 2004) in franchise history.



## TEAM NOTES

### G 2 X

The Carolina Panthers have had a productive defensive line over the last seven seasons. Since 2012, no group of defensive linemen produced more sacks than Carolina's 235.0.

#### NFL TEAM LEADERS / SACKS BY DEFENSIVE LINEMEN / 2012-18

Team	Sacks
<b>Carolina</b>	<b>235.0</b>
Minnesota	220.0
Los Angeles Rams	219.0
Cincinnati	201.0

The defensive line's 235.0 sacks are part of an NFL-leading 303 total sacks by Carolina from 2012-18.

#### NFL TEAM LEADERS / SACKS / 2012-18

Team	Sacks
<b>Carolina</b>	<b>303</b>
Los Angeles Rams	294
Denver	292
Green Bay	286

The defensive line has also been productive at stopping the run. Carolina's run defense has ranked in the top six in the NFL in four of the past seven years.

#### CAROLINA'S RUN DEFENSE RANKINGS / 2012-18

Season	Yards/Game Allowed (NFL Rank)
2012	110.1 (14th)
<b>2013</b>	<b>86.9 (2nd)</b>
2014	112.0 (16th)
<b>2015</b>	<b>88.4 (4th)</b>
<b>2016</b>	<b>91.6 (6th)</b>
<b>2017</b>	<b>88.1 (4th)</b>
<b>2018</b>	<b>98.5 (8th)</b>
<b>Total</b>	<b>96.4 (1st)</b>

Carolina has allowed just 96.4 rushing yards per game in the past seven seasons, best in the NFL.

In 2013, defensive end Greg Hardy earned All-Pro and Pro Bowl honors while defensive tackles Star Lotulelei and Kawann Short earned PFWA All-Rookie honors. Defensive end Kony Ealy was a PFWA All-Rookie choice in 2014, and in 2015, Short earned All-Pro and Pro Bowl honors.

#### PANTHERS DEFENSIVE LINE POSTSEASON HONORS

##### 2013

**Greg Hardy:** AP All-Pro 2nd Team; Pro Bowl; Sporting News All-Pro

**Star Lotulelei:** PFWA All-Rookie

**Kawann Short:** PFWA All-Rookie

##### 2014

**Kony Ealy:** PFWA All-Rookie

##### 2015

**Kawann Short:** AP All-Pro Second-Team; Pro Bowl

Since 2013, a Panthers defensive lineman has earned NFC Defensive Player of the Week honors six times, which ranks second among every team's defensive position group since 2013. Hardy was recognized twice in 2013 (Week 3 and Week 17). Short and Lotulelei are the only defensive tackles in Panthers history to earn NFC Defensive Player of the Week honors as Short was recognized in Week 6 of 2015 and Lotulelei received recognition in Week 8 of 2016. Peppers won Defensive Player of the Week honors in Week 4 of 2017. Efe Obada won Defensive Player of the Week honors in Week 3 of 2018.

#### PANTHERS DEFENSIVE LINE IN-SEASON AWARDS / 2013-18

##### NFC Defensive Players of the Week

##### 2013

**Greg Hardy:** Week 3; Week 17

##### 2015

**Kawann Short:** Week 6

##### 2016

**Star Lotulelei:** Week 8

##### 2017

**Julius Peppers:** Week 4

##### 2018

**Efe Obada:** Week 3

##### NFC Defensive Players of the Month

##### 2015

**Kawann Short:** October; December



## IRØÑMEÑ

The Panthers have several players that maintain long streaks in terms of consecutive games played and consecutive starts.

Julius Peppers ranks second in the NFL in consecutive games played among position players with 170.

### CONSECUTIVE GAMES PLAYED, ALL POSITION PLAYERS (active)

Player	Consecutive Games Played
Philip Rivers, LAC	203
<b>Julius Peppers, Car.</b>	<b>170</b>

### CONSECUTIVE GAMES PLAYED, DEFENSIVE ENDS (active)

Player	Consecutive Games Played
<b>Julius Peppers, Car.</b>	<b>170</b>
Cameron Jordan, N.O.	122

### CONSECUTIVE GAMES PLAYED, DEFENSIVE TACKLES (active)

Player	Consecutive Games Played
Ndamukong Suh, LA-R	110
Malik Jackson, Jax	100
Damon Harrison, NYG	92
<b>Kawann Short, Car.</b>	<b>90</b>

### CONSECUTIVE GAMES STARTED, DEFENSIVE TACKLES (active)

Player	Consecutive Games Started
Ndamukong Suh, LA-R	110
<b>Kawann Short, Car.</b>	<b>67</b>

## ÑØ DRÅFT ÑØ MÅTTER

The Panthers have 18 undrafted players on this year's active roster. Of the 18, 10 have started games on offense or defense, while four have earned Pro Bowl accolades at some point in their career.

### UNDRAFTED PLAYERS ON ROSTER

Name	Career GP/GS
S Mike Adams	216/143
DE Mario Addison	105/30
WR Damiere Byrd	16/3
RB Travaris Cadet	72/2
T Chris Clark	115/62
DE Bryan Cox, Jr.	12/0
K Graham Gano	132/0
QB Taylor Heinicke	4/0
DE Wes Horton	71/33
LB Ben Jacobs	67/0
LS J.J. Jansen	154/0
C Tyler Larsen	32/17
DT Kyle Love	94/28
G Brendan Mahon	2/0
TE Chris Manhertz	33/8
DE Efe Obada	7/0
P Michael Palardy	33/0
G Greg Van Roten	30/10

## møšt pīø bōwēļš

The Carolina Panthers lead the NFL with the most Pro Bowlers on the team's roster with 14. In 2015, Carolina led the NFL with 10 Pro Bowl selections, setting a franchise record.

### PRO BOWLERS ON ROSTER

Team	Pro Bowlers
<b>Carolina</b>	<b>14</b>
Philadelphia	13
Atlanta	12
Los Angeles Rams	12
Oakland	12

### PANTHERS PRO BOWLERS

Name	Number of Selections
Julius Peppers	9 (5-Car, 3-Chi, 1-GB)
Luke Kuechly	5
Ryan Kalil	5
Thomas Davis	3
Cam Newton	3
Greg Olsen	3
Trai Turner	3
Mike Adams	2 (2-Ind)
Dontari Poe	2 (2-K.C.)
Graham Gano	1
Kawann Short	1
J.J. Jansen	1
Eric Reid	1 (1-SF)
Matt Kalil*	1 (1-Min)

\*-IR







## DÜÄL-THREÄT

Now in his eighth season, Cam Newton passed Brett Favre and needs 11 total touchdowns to pass Dan Marino for second all-time through his first eight seasons. He has 24 touchdowns in 2018.

### MOST TOTAL TOUCHDOWNS / FIRST 8 SEASONS

Player	Total TD	Pass TD	Rush TD
Peyton Manning	253	244	9
Dan Marino	246	241	5
<b>Cam Newton</b>	<b>236</b>	<b>178</b>	<b>58</b>
Brett Favre	224	213	11

Newton is the only player to lead a current NFL franchise in both career touchdown passes (178) and career rushing touchdowns (58). Newton is the first quarterback in NFL history with at least 50 rushing touchdowns in a career.

Newton has 39 career games with both a passing and rushing touchdown, the most in NFL history. He also has three regular season games and one postseason game with at least two rushing touchdowns and two passing touchdowns. His three regular season games rank second in NFL history.



Newton needs 1,330 total yards to catch Matt Ryan for second-most combined yards through a quarterback's first eight seasons.

### MOST COMBINED YARDS RUSH & PASS / FIRST 8 SEASONS

Player	Total Yards	Pass Yards	Rush Yards
Peyton Manning	33,854	33,189	665
Matt Ryan	33,520	32,757	763
<b>Cam Newton</b>	<b>32,191</b>	<b>27,517</b>	<b>4,674</b>

Newton is one of just three players in NFL history, along with Peyton Manning of the Indianapolis Colts (1998-2004) and Andy Dalton of the Cincinnati Bengals (2011-17), to have at least 3,000 passing yards in each of their first seven seasons. He needs 557 passing yards to make it eight straight.

He has recorded six seasons of at least 3,000 passing yards AND 500 rushing yards, the most in NFL history.

Newton has now rushed for at least 700 yards in three NFL seasons and joins Michael Vick (three) as the only quarterbacks with three 700-yard rushing seasons in a career.

## 3rd äll-tīmē

Cam Newton has continued to move up the all-time ranks for total rushing yardage among all-time quarterbacks. Newton ranks third all-time in rush yards by a quarterback in NFL history.

Newton had more rushing yards than Michael Vick (3,954) through Vick's first seven seasons of his career. Newton needs 255 rushing yards to pass Randall Cunningham for second all-time.

### RUSH YARDS BY A QB / NFL / ALL-TIME

Player	Yards	Years
Michael Vick	6,109	2001-06, 2009-15
Randall Cunningham	4,928	1985-01
<b>Cam Newton</b>	<b>4,674</b>	<b>2011-pres</b>
Steve Young	4,239	1985-99

In Week 5 against the Giants, Newton passed Cunningham's 4,482 rushing yards with the Eagles, becoming the NFL's all-time leader for quarterback rushing yards with a single franchise.



## 3rd 1ñ fräñchîsē

Cam Newton ranks third in franchise history in rushing yards, trailing DeAngelo Williams and Jonathan Stewart.

Newton is the only quarterback in NFL history to rank in the top three in a franchise in rushing yards. While Newton is third in yards among Stewart and Williams, he leads them in rushing touchdowns, rushing average and trails Jonathan Stewart by 20 rushing first downs for first all-time.

### CAROLINA PANTHERS ALL-TIME RUSHING LEADERS

Player	Yards	Avg.	Long	TDs	1st Downs
Jonathan Stewart, 2008-2017	7,318	4.31	69	51	368
DeAngelo Williams, 2006-14	6,846	4.78	77	46	290
<b>Cam Newton, 2011-present</b>	<b>4,674</b>	<b>5.17</b>	<b>72</b>	<b>58</b>	<b>348</b>

## 2nd 1ñ Ñflē

In 2017, Newton rushed for 754 yards on 139 attempts for a rushing average of 5.42 per carry, setting career highs in rushing yards and attempts. It was the second time in his career that he led the team in rushing.

In 2018, Newton is second among all NFL quarterbacks in rushing. Newton has finished first in rushing by a quarterback in four of his previous seven seasons.

### RUSH YARDS BY A QB / NFL / 2018

Player	Yards	Avg.	Long	1stD	TDs
Mitchell Trubisky, Chi.	363	7.12	39	25	3
<b>Cam Newton, Car.</b>	<b>354</b>	<b>4.60</b>	<b>29</b>	<b>25</b>	<b>4</b>
Blake Bortles, Jax.	286	6.50	41	22	1



## ALL-TIME PASSER

In his eighth season, quarterback Cam Newton is the Panthers' all-time record holder in passing yards (27,517), passing touchdowns (178), pass attempts (3,749), pass completions (2,229), 300-yard passing games (18) and QB wins (68).

### PANTHERS CAREER LEADERS, PASSING YARDS

Player	Yards	Att	Cmp	TD
<b>Cam Newton, 2011-pres</b>	<b>27,517</b>	<b>3,749</b>	<b>2,226</b>	<b>178</b>
Jake Delhomme, 2003-09	19,258	2,669	1,580	120
Steve Beuerlein, 1996-2000	12,690	1,723	1,041	86

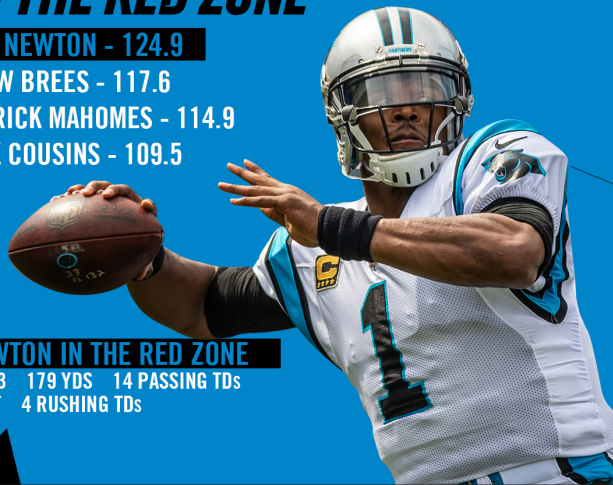
## BEST PASSER RATING IN THE RED ZONE

**CAM NEWTON - 124.9**

**DREW BRES - 117.6**

**PATRICK MAHOMES - 114.9**

**KIRK COUSINS - 109.5**



### NEWTON IN THE RED ZONE

24/33 179 YDS 14 PASSING TDs  
0 INT 4 RUSHING TDs

## ØÑ PÅÆÆ

Through the first 10 games, some of Newton's passing numbers are on pace to be new career and franchise bests in several different categories:

Category	2018	Previous Best (Yr.)	Franchise Record
Passer Rating:	102.7	99.4 (2015)	99.4
Completion Pct:	68.4	61.7 (2013)	63.0
Completions/game:	22.5	19.4 (2011)	21.4
Sacks/game:	2.00	2.06 (2015)	1.25
Interceptions/game:	0.6	0.6 (2015)	0.6



## RÜŠH ŠÅÜÆÆ

Quarterback Cam Newton's 58 rushing touchdowns are the second-most among active players in the NFL since his rookie season in 2011.

### NFL LEADERS, ACTIVE, RUSHING TOUCHDOWNS, 2011-18

Player	TDs
Marshawn Lynch, Oak.	61
<b>Cam Newton, Car.</b>	<b>58</b>
LeSean McCoy, Buf.	57
Adrian Peterson, Was.	53

Newton scored a team-leading 14 rushing touchdowns in 2011, the most-ever by a quarterback in NFL history, surpassing the previous mark of 12 by Steve Grogan in 1976. He long surpassed the NFL record for most rushing touchdowns by a quarterback, previously held by Steve Young.

### NFL QUARTERBACKS LEADERS SINCE 1970, RUSHING TD

Player	TDs
<b>Cam Newton, 2011-present</b>	<b>58</b>
Steve Young, 1985-99	43
Kordell Stewart, 1995-2005	38

Newton's total 348 rushing first downs are now the all-time NFL record for most rushing first downs by a quarterback, passing Michael Vick's 343.

### NFL LEADERS / RUSHING 1ST DOWN PCT / 2011-18

Player	1st Pct.	1st	Att
<b>Cam Newton, Car.</b>	<b>38.5</b>	<b>348</b>	<b>905</b>
Russell Wilson, Sea.	33.1	204	616
Alex Smith, Was.	28.8	127	441

Newton has the most rushing touchdowns in Panthers franchise history with 58. He is also tied with Jonathan Stewart for second in franchise history in total touchdowns.

### CAROLINA PANTHERS ALL-TIME RUSHING TOUCHDOWN LEADERS

Player	Rush TD
<b>Cam Newton, 2011-present</b>	<b>58</b>
Jonathan Stewart, 2008-17	51
DeAngelo Williams, 2006-14	46
Stephen Davis, 2003-05	20

### MOST TOTAL TOUCHDOWNS / PANTHERS HISTORY

Team	Total TD	Rush TD	Rec TD	Ret TD
Steve Smith Sr., 2001-13	75	2	67	6
<b>Cam Newton, 2011-pres</b>	<b>58</b>	<b>58</b>	<b>0</b>	<b>0</b>
Jonathan Stewart, 2008-17	58	51	7	0
DeAngelo Williams, 2006-14	53	46	7	0



## GAME-WINNING DRIVES

Quarterback Cam Newton has led 17 career game-winning drives (defined as a drive that puts the team ahead for good in the fourth quarter or overtime).

Newton's three game-winning drives in 2017 were the third-most in a season in his career and tied for seventh-most in the NFL in 2017.

Jake Delhomme owns the franchise record with 21 game-winning drives.

## CAM NEWTON, GAME-WINNING DRIVES

## vs. Jacksonville (9/25/11)

Directed the Panthers 55 yards on five plays in 2:24...Completed all three pass attempts for 47 yards and scrambled once for seven yards, capped by a 16-yard touchdown pass to tight end Greg Olsen.

## at Philadelphia (11/26/12)

Guided the Panthers 40 yards on seven plays in 3:36 to set up a 23-yard field goal by Graham Gano...Completed two-of-three passes for 31 yards and picked up seven yards rushing on two carries.

## at San Francisco (11/10/13)

Led the Panthers nine yards on seven plays in 3:30 to set up a 53-yard field goal by Graham Gano.

## vs. New England (11/18/13)

Directed the Panthers 83 yards on 13 plays in 5:33...Completed 5-of-8 pass attempts for 57 yards and rushed once for 15 yards, capped by a 25-yard touchdown pass to wide receiver Ted Ginn, Jr.

## at Miami (11/24/13)

Led the Panthers 80 yards on 12 plays in 3:30...Completed 5-of-7 passes for 34 yards and rushed three times for 16 yards...Converted key fourth-down attempt from Carolina's 20-yard line with pass to Steve Smith...Capped drive with one-yard touchdown pass to tight end Greg Olsen.

## vs. New Orleans (12/22/13)

Directed the Panthers 65 yards on five plays in 32 seconds...Completed 3-of-5 passes (including a spike) for 65 yards, including a 14-yard touchdown pass to wide receiver Domenik Hixon.

## vs. Chicago (10/5/14)

After a fumble by Chicago, directed the Panthers 23 yards on six plays in 2:00...Completed 2-of-3 passes for 17 yards, including a six-yard touchdown pass to tight end Greg Olsen.

## vs. Cleveland (12/28/14)

Led the Panthers 66 yards on seven plays in 2:52...Completed 3-of-4 passes for 44 yards and rushed twice for 19 yards, capped by a nine-yard touchdown pass to running back Jonathan Stewart.

## at Seattle (10/18/15)

Led the Panthers 80 yards on eight plays in 1:48...Completed 6-of-7 passes (including a spike) for 89 yards, capped by a 26-yard touchdown pass to tight end Greg Olsen.

## vs. Indianapolis (11/3/15)

Led the Panthers five yards on four plays in 1:40 to set up a 52-yard field goal by Graham Gano in overtime.

## at New Orleans (12/6/15)

Led the Panthers 75 yards on 11 plays in 4:16...Completed 5-of-8 passes for 63 yards...Added three rushes for 7 yards...Capped the drive with a 15-yard touchdown pass to Jerricho Cotchery.

## at New York Giants (12/20/15)

Led the Panthers 49 yards on eight plays in 1:46 to set up a 43-yard field goal from Graham Gano as time expired...Completed 3-of-5 passes (including a spike) for 37 yards...Added two rushes for 12 yards.

## at New England (10/1/17)

Led the Panthers 46 yards on 10 plays to set up a 48-yard field goal from Graham Gano as time expired to break a tie...Completed 1-of-3 passes for five yards, converting a third down...Rushed for 11 yards on three carries.

## vs. Minnesota (12/10/17)

Led the Panthers 75 yards on five plays to set up a one-yard touchdown run from Jonathan Stewart to break a tie with 1:50 remaining...Keyed the drive with a 62-yard run to the Vikings eight-yard line.

## vs. Tampa Bay (12/24/17)

Led the Panthers 59 yards on 10 plays, capped by a three-yard touchdown run by Newton...Completed 4-of-7 passes for 52 yards, while also running for five yards including the go-ahead touchdown with 39 seconds remaining.

## vs. New York Giants (10/8/18)

Led the Panthers 30 yards on eight plays to set up a game-winning 63-yard goal with one second left on the clock...Completed 2-of-6 passes for 29 yards, including a spike.

## at Philadelphia Eagles (10/22/18)

Led the Panthers 69 yards on 10 plays to set up a game-winning one-yard touchdown pass to Greg Olsen with 1:22 remaining...Completed 4-of-9 passes for 66 yards, including a 35-yard catch and run to Torrey Smith to convert a fourth and 10.

## 4 - 9 300G1E

This season, Cam Newton has thrown for 1,005 yards on 87-of-121 passing in the fourth quarter with nine touchdowns and two interceptions for a passer rating of 114.5.

Newton ranks third among all quarterbacks in fourth quarter passing yards, is second in passing touchdowns and fifth in passer rating.

## NFL LEADERS / PASSING YARDS, FOURTH QUARTER / 2018

Player	Yards	Comp%	Pass TD	Int	Rtg
Matt Ryan, Atl.	1,032	77.6	7	2	120.9
Eli Manning, NYG	1,007	69.3	8	2	107.3
<b>Cam Newton, Car.</b>	<b>1,005</b>	<b>71.9</b>	<b>9</b>	<b>2</b>	<b>114.5</b>
Aaron Rodgers, GB	957	61.8	6	0	108.0







## €-MÅ€ RÜÑŠ

Running back Christian McCaffrey ran for 184 yards in Week 3, the fourth-highest rushing output in franchise history. McCaffrey has averaged 63.2 yards per game on the ground. His 632 rushing yards through the first 10 games rank 10th in the NFL and third in the franchise over the last 10 years.

McCaffrey became just the fifth player in franchise history to reach 1,000 rushing yards in his 25 career games, achieving the feat in Week 10 at Pittsburgh.

## PANTHERS LEADERS / RUSHING YARDS / FIRST 25 CAREER GAMES

Player	Rush Yds	Avg.	TDs
Fred Lane	1,454	58.2	12
Jonathan Stewart	1,302	52.1	16
Tim Biakabutuka	1,179	47.2	7
Cam Newton	1,060	42.4	18
<b>Christian McCaffrey</b>	<b>1,014</b>	<b>40.6</b>	<b>6</b>



McCaffrey has scored seven touchdowns in the past four games (four rushing, three receiving), putting him one touchdown behind Alvin Kamara (eight) over the same stretch.



## €-MÅ€ €ÅT€H€Š

Last season, McCaffrey finished as the franchise record-holder for most receptions (80), receiving yards (651) and receiving touchdowns (5) by a running back in a single season in 2017. He also set franchise records for most receptions by a rookie, scrimmage yards by a rookie (1,086), yards after catch by a rookie (593) and first downs by a rookie (57).

In Week 2 of 2018 at Atlanta, McCaffrey tied Steve Smith's franchise record for most receptions in a game with 14. He also set a new career high with 102 yards receiving, the most by a running back in a game in franchise history.

In his second season, McCaffrey just surpassed the 1,000 career receiving yards mark, the fastest running back to do it in franchise history. He became one of just seven players in NFL history to have both 1,000 receiving and 1,000 rushing yards in his first 25 career games.

## PANTHERS LEADERS / REC YDS, RUNNING BACKS / ALL-TIME

Player	Receptions	Rec Yds	TDs
Christian McCaffrey, 2017	80	651	5
<b>Christian McCaffrey, 2018*</b>	<b>60</b>	<b>496</b>	<b>4</b>
Jonathan Stewart, 2011	47	413	1
Nick Goings, 2004	45	394	1

\*-through 10 games

McCaffrey is on pace to break his own receiving running back records that he set last season. With 496 receiving yards, he ranks fourth in the NFL among running backs in receiving.



McCaffrey has 1,128 scrimmage yards through the season's first 10 games. He ranks ninth in the NFL in scrimmage yards and is third in franchise history for most scrimmage yards through 10 games.

He is on pace to break the Panthers franchise record for total scrimmage yards in a season (1,636) set by DeAngelo Williams in 2008.

**GREG ãmøñg PÅÑTHÉRŠ**

Olsen is the Panthers all-time receiving yards leader among tight ends and the Panthers all-time receptions leader among tight ends. He is second among Panthers tight ends in career touchdowns (37) behind Wesley Walls (44).

**PANTHERS CAREER REC. YARDS LEADERS**

Player	Yds	Rec	TD	Seasons
Steve Smith, WR	12,197	836	67	2001-13
M. Muhammad, WR	9,255	696	50	1996-2009
<b>Greg Olsen, TE</b>	<b>5,842</b>	<b>469</b>	<b>37</b>	<b>2011-</b>
Wesley Walls, TE	3,902	324	44	1996-2002
Mark Carrier, WR	2,547	176	13	1995-98

Olsen ranks third in franchise history with 10 100-yard receiving games in the regular season.

**PANTHERS CAREER 100-YARD RECEIVING GAMES**

Player	Games	Single-Game High
Steve Smith, WR	43	218
M. Muhammad, WR	27	192
<b>Greg Olsen, TE</b>	<b>10</b>	<b>181</b>

**d1ffērēnt ßäckgrøũñđš**

Carolina's reserve tight ends Chris Manhertz and Ian Thomas are both physically gifted but come from limited college football experience.

Thomas was drafted by the Panthers in the fourth round of the 2018 Draft, despite only starting in one season at Indiana with 375 receiving yards in 2017. He had transferred from Nassau Community College where he was recruited for basketball.

Thomas earned his first career start in Week 2 at Atlanta as Greg Olsen was inactive with a foot injury. Thomas has since made 11 catches for 87 yards this season.

Manhertz didn't play college football at all, signing as an undrafted free agent with the Bills after four seasons as a basketball player at Canisius, where he finished fourth in school history with 789 career rebounds.

Manhertz has played in 33 games with eight starts over the last three seasons with Carolina.

**GREG ält-t1mē**

With 663 receptions, 7,823 receiving yards and 57 touchdown receptions in his career, tight end Greg Olsen ranks in the top 10 all-time among NFL tight ends in receptions and receiving yards and is tied for eighth in receiving touchdowns.

Olsen ranks seventh all-time among tight ends in receiving yards, fifth in receptions and eighth in touchdowns.

**ALL-TIME NFL RECEIVING YARDS LEADERS, TIGHT ENDS**

Player	Rec.	Yds	TD
Tony Gonzalez, 1997-2013	1,325	15,127	111
Jason Witten, 2003-17	1,152	12,448	68
Antonio Gates, 2003-	945	11,729	116
Shannon Sharpe, 1990-2003	815	10,060	62
Ozzie Newsome, 1978-90	662	7,980	47
Jackie Smith, 1963-78	480	7,918	40
<b>Greg Olsen, 2007-present</b>	<b>663</b>	<b>7,823</b>	<b>57</b>

Olsen ranks second in receiving yards (7,823) among active tight ends, trailing Antonio Gates (11,729). He ranks fourth among active tight ends with 56 receiving touchdowns.



Olsen and quarterback Cam Newton have connected for 35 touchdowns, sitting in third among all active quarterback-tight end duos.

**NFL TIGHT END-QUARTERBACK COMBOS / ACTIVE**

Players	Career Touchdowns
Philip Rivers/Antonio Gates	89
Tom Brady/Rob Gronkowski	78
<b>Cam Newton/Greg Olsen</b>	<b>35</b>
Alex Smith/Vernon Davis	31
Andy Dalton/Tyler Eifert	20







## fūñch wäy ūp

Devin Funchess ranks eighth all-time in career receiving yards as a Panther in his fourth season, just recently passing Ted Ginn, Jr. He has 2,200 yards on 158 catches with 20 receiving touchdowns.



He needs 186 receiving yards to pass Brandon LaFell for seventh place all-time in franchise history.

Funchess now ranks 10th in receptions and fifth in receiving touchdowns.

## €ūrteø RĒTÜRÑŠ

2017 second-round draft pick Curtis Samuel saw his first action of 2018 in Week 5 against New York after he missed time with a medical illness.

On his first touch of the season, Samuel broke several tackles to go 25 yards for his first career touchdown.

In Carolina's fourth quarter comeback at Philadelphia, Samuel scored his first rushing touchdown on a 14-yard end around. Samuel then scored a rushing and receiving touchdown against Tampa Bay in Week 9.

Samuel now has five total touchdowns on just 21 offensive touches. That leads the NFL for fewest touches and at least five total touchdowns.



## DEÑÑİŠTØÑ wøñt ştøp

DJ Moore made the most of his first reception as a Panther in Week 2 at Atlanta. He took a 17-yard pass and then went another 34 yards after the catch for a 51-yard touchdown in the fourth quarter. At Detroit in Week 11, Moore had an 82-yard reception as part of a 157-yard receiving day, the most by a Panthers rookie wide receiver in franchise history.

Moore ranks second among NFL wide receivers in yards after the catch per reception with 9.6 (min. 15 receptions).



Moore has 122 rushing yards with an average of 14.6 per rush. He has 8.0 yards after per contact per rush, the most in the NFL (min. 5 rushes). He is second in the NFL in rushing yards by wide receivers.

Moore's rushing yards have already set a new franchise record for rushing yards by a Panthers wide receiver in a season.

### NFL LEADERS / RUSHING YARDS / WR, TE

Player	Rush Yds	YAC/Rush
Cordarrelle Patterson, N.E.	146	2.53
<b>DJ Moore, Car.</b>	<b>122</b>	<b>8.00</b>
Robert Woods, LAR	111	4.15

## mr. 3rd døwn

Jarius Wright has made 24 receptions for 232 yards and one touchdown for the Panthers in 2018. Of his 24 catches, 11 have come on third or fourth down which have converted nine first downs.

Wright's nine receiving first down conversions lead the Panthers.



**KÜŁŁHLŲ ʈhē BŁŠT**

Since entering the NFL in 2012, press box crews have credited linebacker Luke Kuechly with 890 tackles, the most in the NFL over that stretch.

**NFL TACKLE LEADERS / SINCE 2012 (Press Box Stats)**

Player	Tot	Sol	Ast
<b>Luke Kuechly, Car.</b>	<b>901</b>	<b>557</b>	<b>321</b>
Bobby Wagner, Sea.	850	473	331
Lavonte David, T.B.	835	521	232

Kuechly ranks fourth in career tackles among all currently active players in the NFL.

Kuechly has the most tackles (press box) over any player's first six seasons played. His 9.4 tackles per game (press box) rank as the second-highest average (Zach Thomas - 9.8) in NFL history (min. 50 games played).



After film review, Panthers' coaches have credited Kuechly with 1,031 career tackles, second-most in team history. He recently joined Thomas Davis as the only two players in franchise history with 1,000 career tackles (coaches film).

He is the only player in franchise history with more than 100 tackles in each of his first six seasons as a Panther, including a team-record 205 stops as a rookie in 2012.

**ʈhē MÅŲØR RĚTŮRNŠ**

Thomas Davis is the Panthers all-time leading tackler with 1,213 stops according to coaches film.

According to press box stats, Davis has 1,034 tackles, ranking 25th all-time among all players in NFL history and second among active players. Davis has played in 170 career games, 13th among all active NFL defensive players.

**PANTHERS CAREER LEADERS, TACKLES (coaches film)**

Player	Tackles	Seasons
<b>Thomas Davis</b>	<b>1,213</b>	<b>2005-pres</b>
<b>Luke Kuechly</b>	<b>1,031</b>	<b>2012-pres</b>
Mike Minter	953	1997-2006
Jon Beason	701	2007-13

**βETTER ʈhāñ āłł ʈhē RĚŠT**

In 2017, Luke Kuechly grabbed three interceptions leading all Panthers and tying for first in the NFL in picks among linebackers.

Kuechly added two opponent fumble recoveries for five total takeaways, tying for the most among linebackers in the NFL in 2017.

Since entering the league in 2012, Luke Kuechly has tallied 16 interceptions, the most among NFL linebackers during that time.

Teammate Thomas Davis ranks behind only Kuechly during that time with 10.

**NFL LEADERS, LINEBACKERS, INTERCEPTIONS, 2012-18**

Team	INTs
<b>Luke Kuechly, Car.</b>	<b>16</b>
<b>Thomas Davis, Car.</b>	<b>10</b>
Lavonte David, T.B.	10
Kiko Alonso, Mia.	10

Since 2012, Kuechly also has the lead in total takeaways (23) among linebackers, tallying 16 interceptions and seven opponent fumble recoveries.

**NFL LEADERS, LINEBACKERS, TOTAL TAKEAWAYS, 2012-18**

Team	INTs
<b>Luke Kuechly, Car.</b>	<b>23</b>
Lavonte David, T.B.	22
Craig Robertson, N.O.	18
Kiko Alonso, Mia.	17
<b>Thomas Davis, Car.</b>	<b>16</b>

**ŠHÅŲ ÅTTÅŁŁ**

Shaq Thompson had the chance to start in place of Thomas Davis for the first four games as Davis served a suspension. A 2015 draft pick, Thompson is second on the team with 65 total tackles and two sacks and seven quarterback pressures.

He had a career-high 13 tackles against Baltimore.





## PEP ELØŠIŅĠ ĪŅ

Julius Peppers currently ranks fourth all-time in NFL history with 158.5 career sacks, trailing Kevin Greene by 1.5 sacks. He is Carolina's all-time leader in sacks with 96.0 of his career sacks coming as a Panther.

Peppers has at least seven sacks in 15 of his 16 NFL seasons (he has four in 2018).

He has the most sacks of any active NFL player, and he is the only player in NFL history with 150 sacks and 10 or more interceptions.

Three of the top four sack artists in NFL history played for the Panthers at some point.

### NFL CAREER SACK LEADERS

Player	Sacks	Seasons
Bruce Smith	200.0	1985-2003
Reggie White	198.0	1985-2000
Kevin Greene	160.0	1986-99
<b>Julius Peppers</b>	<b>158.5</b>	<b>2002-present</b>



Three of the top four sack artists in NFL history played for the Panthers at one point in their career.

## PEPPERĪŅĠ thē 9β

Julius Peppers had three pass deflections against Tampa Bay in Week 9, tying Carlos Dunlap for the most by a defensive end in a single game this year.

For his career, Peppers has been credited with 80 career pass deflections.

Since that stat has been tracked since 2000, Peppers is second among all defensive linemen, trailing Jason Taylor's 83 career pass deflections.

Peppers has 48 pass deflections as a Panther, which is tied for fifth in franchise history among all positions.

## FĤĀZĪĒR FØRĒĒŠ FŪMBĴĒŠ

Julius Peppers is Carolina's all-time leader in forced fumbles (33), and has two in the last two games in 2018. In his career, he has 51 forced fumbles, good for second in the NFL since 2000. Peppers needs two forced fumbles to pass Robert Mathis (52) for most forced fumbles since 2000.

### NFL LEADERS, FORCED FUMBLES, SINCE 2000

Player	FF	Seasons
Robert Mathis	52	2003-16
<b>Julius Peppers</b>	<b>51</b>	<b>2002-pres</b>
John Abraham	48	2000-14
Dwight Freeney	47	2002-17

### PANTHERS CAREER LEADERS, FORCED FUMBLES

Player	FF	Seasons
<b>Julius Peppers</b>	<b>33</b>	<b>2002-09; 2017-pres.</b>
Charles Johnson	20	2007-17
<b>Thomas Davis</b>	<b>16</b>	<b>2005-pres.</b>
Mike Minter	16	1997-2006
Mike Rucker	14	1999-2007

## LØŅGEVĪTŲ

Julius Peppers is the longest tenured and oldest active defensive player in the NFL, tallying 260 career games played in the regular season and another 18 career playoff games. He has also played in 170 consecutive games, one behind Brandon Carr for the most by any active defensive player.

Peppers is moving up the all-time charts for career games played by a defensive player (regular season). He ranks sixth among all-time defenders, trailing Junior Seau by 10 games. Jim Marshall holds the record for most career games by a defensive end with 282.

### NFL CAREER LEADERS / GAMES PLAYED / DEFENDERS

Player	GP	Seasons
Darrell Green	295	1983-2002
Jim Marshall	282	1960-1979
Bruce Smith	279	1985-2003
Clay Matthews Jr.	278	1978-1996
Junior Seau	268	1990-2009
<b>Julius Peppers</b>	<b>260</b>	<b>2002-pres.</b>







## šūpēr MÅŘÎŦ

Defensive end Mario Addison set new career bests in 2017, finishing tied for the team lead in sacks with 11, tying for 11th overall in the NFL.

Addison has recorded 26.5 sacks over his last 32 games, dating back to a 2016 game at the Los Angeles Rams (11/6/16). He is fourth in the NFL in sacks over that span.



## NFL SACK LEADERS / SINCE NOV. 6, 2016

Player	Sacks
Chandler Jones, Ariz.	33.5
Aaron Donald, LAR	28.5
Danielle Hunter, Minn.	27.0
<b>Mario Addison, Car.</b>	<b>26.5</b>
Calais Campbell, Jac.	25.5

Addison started as an undrafted free agent out of Troy, signing with the Chicago Bears in 2011 and landing on the Panthers in 2012.

He has 44.0 career sacks which ranks third in the NFL among active players that were undrafted free agents. Addison now ranks fourth in franchise history in sacks.

## NFL SACK LEADERS / ACTIVE / UNRAFTED

Player	Seasons	Career Sacks
Cameron Wake, Mia.	10	95.5
Michael Bennett, Phi.	10	59.5
<b>Mario Addison, Car.</b>	<b>8</b>	<b>44.0</b>

## NØ 1ØV£

Defensive tackle Kyle Love has made several big plays in the last four games. He had a forced fumble and fumble recovery at Philadelphia, including recovering the ball on the game-sealing play. Against Baltimore, he had a tackle for loss with a jarring hit that forced another fumble.

Love ranks second in the NFL among interior defensive linemen with his two forced fumbles this season. According to coaches stats, he has 10 quarterback pressures, second-most on the team.

## K K

Defensive tackle Kawann Short led all Panthers defensive linemen with 53 tackles in 2017, accumulating 7.5 sacks. He also registered 29 QB pressures, second on the team, and had two forced fumbles and one fumble recovery.



Short tied for second in the NFL in forced fumbles among defensive tackles in 2017, and he was third among defensive tackles in sacks.

Since the start of 2015, Short has 26.5 sacks, third in the NFL by a defensive tackle over the past four seasons.

## NFL DEFENSIVE TACKLE SACK LEADERS / 2015-18

Team	Sacks
Aaron Donald, L.A.-R	42.5
Geno Atkins, Cin.	35.0
<b>Kawann Short, Car.</b>	<b>26.5</b>
Gerald McCoy, T.B.	25.5

## £F£ did 1t

Defensive end Efe Obada made the most of his first career game in the NFL in Week 3 against Cincinnati. Obada earned NFC Defensive Player of the Week honors after he registered an interception, a sack, two quarterback hurries and a pass deflection in just 19 total snaps. He was part of a defense that recorded four interceptions and limited the Bengals to just 66 rushing yards.

In August, Obada became the first player from the NFL International Pathway Program to make an active roster.

Obada came to America from London in 2015 when he signed to the Dallas Cowboys practice squad despite only playing organized American football for just five games previously with the London Warriors. He was assigned to the Panthers practice squad in 2017 as a practice squad exemption as part of the Pathway Program.





## ÞØPŠ gøt ēm

Safety Mike Adams joined the Panthers as a free agent before the 2017 season and had two interceptions last year to go with two fumble recoveries, one forced fumble and 75 total tackles.

Adams has 17 interceptions over the last five seasons, third-most in the NFL in that span, despite entering his 15th season in 2018.

### NFL INDIVIDUAL LEADERS, INTERCEPTIONS, 2014-2018

Player	Interceptions
Marcus Peters, LA-R	20
Reggie Nelson, Oak.	19
<b>Mike Adams, Car.</b>	<b>17</b>
Three others	16

Adams has had a prolific career in recording takeaways, both by interception and fumble recovery. Over his career, Adams has tallied 46 takeaways (30 interceptions, 16 fumble recoveries). That mark leads all active defensive players.

### NFL LEADERS, TOTAL TAKEAWAYS, ALL-TIME, ACTIVE PLAYERS

Player	INTs	FRs	Total Takeaways
<b>Mike Adams, Car.</b>	<b>30</b>	<b>16</b>	<b>46</b>
Reggie Nelson, Oak.	37	7	44
Tramon Williams, G.B.	32	8	40

Adams (16) and teammate Julius Peppers (20) rank first and second in career fumble recoveries among active players.



## D-jäckēd ÜP

Rookie cornerback Donte Jackson secured two interceptions against the Bengals, including one in the fourth quarter that helped seal the team's victory. Jackson also added eight tackles (coaches film) to his stat line.

Jackson is now tied for second in the NFL with four interceptions on the season.

The Panthers record for interceptions by a rookie is six by Chris Gamble in 2004.

### NFL LEADERS / INTERCEPTIONS / 2018

Player	INT
Damontae Kazee, Atl.	5
<b>Donte Jackson, Car.</b>	<b>4</b>
D.J. Swearinger, Wash.	4
Kyle Fuller, Chi.	4



## ŠŁŁŃDĀŔ¥ 4th

This season, the Panthers secondary (James Bradberry, Donte Jackson, Mike Adams, Eric Reid, Captain Munnerlyn) has accounted for nine interceptions, tying for third-most among any secondary in the NFL. Carolina's secondary has also tallied two fumble recoveries.

### NFL LEADERS / INTERCEPTIONS, SECONDARY / 2018

Team	INT
Chicago	14
Miami	11
Minnesota	10
<b>Carolina</b>	<b>9</b>
Four others	9





## GÅÑØŁØ GÅÑØ

Kicker Graham Gano had 121 points in 2017, his fifth consecutive season with at least 100 points scored. He converted 29-of-30 field goal attempts with his only miss coming from 55 yards. This season, he has hit 11-12 field goals, including three from more than 50 yards.

Gano has 728 points in his Panthers career (2012-present), the second-most in franchise history. John Kasay (1,482 from 1995-2010) is the franchise's all-time leader.

### CAROLINA PANTHERS CAREER LEADERS, POINTS SCORED

Player	Points	Seasons
John Kasay, K	1,482	1995-2010
<b>Graham Gano, K</b>	<b>728</b>	<b>2012-18</b>
Steve Smith, WR	454	2001-13
<b>Cam Newton, QB</b>	<b>352</b>	<b>2011-18</b>



Over the past two seasons, Gano leads the NFL with a field goal percentage of 95.2, hitting 40-of-42 field goals.

### FG% LEADERS / NFL / 2017-18 (min. 10 attempts)

Player	FG-FGA	Pct.
<b>Graham Gano, Car.</b>	<b>40-42</b>	<b>95.2</b>
Robbie Gould, S.F.	60-63	95.2
Josh Lambo, Jac.	36-38	94.7

Gano ranks second in franchise history with an all-time field goal percentage of 85.7. His 2017 season of 96.7 percent (29-30) led the NFL and set the franchise single-season record.

### FG% LEADERS / PANTHERS / ALL-TIME (min. 10 attempts)

Player	FG-FGA	Pct.
Joe Nedney, 2000	26-28	92.9
<b>Graham Gano, 2012-18</b>	<b>162-189</b>	<b>85.7</b>
John Kasay, 1995-10	351-424	82.8

## PÅŁÅRDŸ 1šŁ øŃ PFF

Punter Michael Palardy finished the 2017 season with a franchise record for net punting average at 42.4, a mark that ranked sixth in the league. Palardy uncorked a career-long 63-yard punt at the New York Jets (11/27/17).



This season, Palardy has a net average of 41.0 with a gross of 45.3. He has landed 19 punts inside the 20-yard line with three touchbacks.

According to Pro Football Focus, Palardy leads the NFL with a punter grade of 76.9.

## ŠPŁŁĀŁĪŠŦŠ

The Panthers special teams have held opponents to an average starting field position of 26.6, ranking eighth in the NFL.

The unit recovered a muffed punt for a touchdown by Colin Jones in the second quarter of Week 5 against the New York Giants.

Wide receiver Curtis Samuel leads all NFL wide receivers with a team-high five special teams tackles.





## SWEET CAROLINA

The Carolina Panthers active roster and coaching staff has a distinctive local feel. Three coaches and five players either hail from North Carolina or South Carolina or played collegiately in the Carolinas.

### Coaches with ties to the Carolinas (3)

#### Coach

Jerricho Cotchery  
Joe Kenn  
Traville Wharton

#### Position

Assistant Wide Receivers  
Strength and Conditioning  
Assistant Offensive Line

#### Hometown/College

North Carolina State  
Wake Forest  
Fountain Inn, S.C. / South Carolina

### Players with ties to the Carolinas (5)

#### Player

Damiere Byrd  
Travaris Cadet  
Captain Munnerlyn  
Julius Peppers  
Andre Smith

#### Position

Wide Receiver  
Running Back  
Cornerback  
Defensive End  
Linebacker

#### Hometown/College

South Carolina  
Appalachian State  
South Carolina  
Bailey, N.C. / North Carolina  
North Carolina

## ROSTER RUNDOWN

Here's a look at Carolina's roster breakdown.

Rookies and first-year players	9
Players with three years or less NFL experience	23
Players age 30 or older	14
Players drafted by Carolina	25
Average age	29

#### Other roster notables

##### Original Draftees

29-Armah, Artis-Payne, Barner, Bradberry, Butler, Carter Jr., Davis, Elder, Funchess, Gaulden, Haynes, Jackson, R. Kalil, Kuechly, Mayo, McCaffrey, Moore, Moton, Munnerlyn, Newton, Peppers, Samuel, Short, Silatolu, Smith, Thomas, Thompson, Turner, Williams  
Julius Peppers - 38 years old (1/18/80)  
Andre Smith - 21 years old (4/20/97)  
17 seasons, Julius Peppers  
Julius Peppers - 6'7"  
Captain Munnerlyn - 5'9"  
Maryland/LSU - 3 players  
7-Mike Adams (Delaware), Alex Armah (West Georgia), James Bradberry (Samford), Travaris Cadet (Appalachian State), Chris Manhertz (Canisius), Amini Silatolu (Midwestern State), Greg Van Roten (Penn)

##### Oldest Player on roster

##### Youngest Player on roster

##### Most experience

##### Tallest player(s) on roster

##### Shortest player(s) on roster

##### The college that is represented the most:

##### Players not from FBS schools





# CAROLINA PANTHERS 2018 TRANSACTIONS



2-Jan	CB	Lorenzo Doss	Reserve/Future signing	25-Jul	DE	Bryan Cox Jr.	Placed on physically unable to perform list (ankle)
8-Jan	DE	Efe Obada	Reserve/Future signing				
8-Jan	WR	Jamaal Jones	Reserve/Future signing	25-Jul	WR	Fred Ross	Placed on physically unable to perform list (hip)
8-Jan	G	Dorian Johnson	Reserve/Future signing				
8-Jan	WR	Austin Duke	Reserve/Future signing	1-Aug	DE	Bryan Cox Jr.	Passed physical
8-Jan	LB	Richie Brown	Reserve/Future signing	1-Aug	WR	Curtis Samuel	Passed physical
8-Jan	TE	Evan Baylis	Reserve/Future signing	1-Aug	CB	Ross Cockrell	Placed on injured reserve (leg)
8-Jan	WR	Rasheed Bailey	Reserve/Future signing	1-Aug	T	Adam Bisnowaty	Claimed off waivers (DET)
8-Jan	S	Damian Parms	Reserve/Future signing	5-Aug	DE	Julius Peppers	Passed physical
8-Jan	TE	Kent Taylor	Reserve/Future signing	7-Aug	WR	Fred Ross	Passed physical
8-Jan	S	Dezmen Southward	Reserve/Future signing	7-Aug	DT	Ashaad Mabry	Waived
8-Jan	CB	Zack Sanchez	Reserve/Future signing	7-Aug	DE	Sterling Bailey	Free agent signing
29-Jan	G	Greg Van Roten	Extension signing	12-Aug	DB	Alex Carter	Free agent signing
26-Feb	TE	John Theus	Waived	12-Aug	S	Damian Parms	Injured reserve
26-Feb	S	Kurt Coleman	Released	15-Aug	DE	Karter Schult	Waived
26-Feb	DE	Charles Johnson	Released	15-Aug	DE	Kiante Anderson	Free agent signing
28-Feb	RB	Jonathan Stewart	Released	19-Aug	TE	Jason Reese	Free Agent signing
6-Mar	K	Graham Gano	Extension signing	19-Aug	WR	Fred Ross	Waived with injury designation
7-Mar	CB	Teddy Williams	Released	20-Aug	WR	Fred Ross	Cleared waivers and placed on injured reserve
9-Mar	DT	Drew Iddings	Extension signing	21-Aug	G	Kyle Bosch	Waived
14-Mar	DE	Julius Peppers	Extension signing	31-Aug	TE	Chris Manhertz	Passed physical
14-Mar	CB	Daryl Worley	Traded to Philadelphia in exchange for WR Torrey Smith	1-Sep	RB	Kenjon Barner	Released
				1-Sep	WR	Rasheed Bailey	Waived
14-Mar	WR	Torrey Smith	Acquired in a trade with Philadelphia in exchange for CB Daryl Worley	1-Sep	DE	Sterling Bailey	Waived
				1-Sep	TE	Evan Baylis	Waived
16-Mar	DT	Dontari Poe	Unrestricted free agent signing (Atlanta)	1-Sep	T	Adam Bisnowaty	Waived
16-Mar	TE	Zach Banner	Claimed off waivers (Cleveland)	1-Sep	LB	Richie Brown	Waived
20-Mar	WR	Jarius Wright	Free agent signing	1-Sep	DB	Alex Carter	Waived
23-Mar	T	Jeremiah Sirles	Free agent signing	1-Sep	T	Blaine Clausell	Waived
23-Mar	CB	Ross Cockrell	Unrestricted free agent signing (New York Giants)	1-Sep	S	Demetrious Cox	Waived
				1-Sep	T	Quinterrius Eatmon	Waived
23-Mar	S	Da'Norris Searcy	Free agent signing	1-Sep	LB	Chris Frey	Waived
26-Mar	T	Amini Silatolu	Free agent signing	1-Sep	CB	LaDarius Gunter	Waived
26-Mar	CB	LaDarius Gunter	Free agent signing	1-Sep	WR	Bug Howard	Waived
16-Apr	QB	Taylor Heinicke	Claimed off waivers (Houston)	1-Sep	T	Norman Price	Waived
26-Apr	TE	Greg Olsen	Extension signing	1-Sep	TE	Jason Reese	Waived
26-Apr	WR	DJ Moore	Drafted (1)	1-Sep	TE	Cam Serigne	Waived
27-Apr	CB	Donte Jackson	Drafted (2)	1-Sep	DT	Tracy Sprinkle	Waived
27-Apr	S	Rashaan Golden	Drafted (3)	1-Sep	T	Corey Robinson	Acquired in a trade with Philadelphia in exchange for an undisclosed 2020 draft pick
28-Apr	TE	Ian Thomas	Drafted (4a)				
28-Apr	DE	Michael Haynes	Drafted (4b)	1-Sep	DE	Zach Moore	Released
28-Apr	LB	Jermaine Carter Jr.	Drafted (5)	1-Sep	S	Dezmen Southward	Released
28-Apr	LB	Andre Smith	Drafted (7a)	1-Sep	QB	Kyle Allen	Waived
28-Apr	DT	Kendrick Norton	Drafted (7b)	1-Sep	DE	Kiante Anderson	Waived
1-May	TE	Kent Taylor	Waived	1-Sep	RB	Reggie Bonnafon	Waived
1-May	T	Korren Kirven	Free agent signing	1-Sep	CB	Lorenzo Doss	Waived
7-May	RB	CJ Anderson	Free agent signing	1-Sep	WR	Austin Duke	Waived
8-May	RB	Elijah Hood	Claimed off waivers (OAK)	1-Sep	WR	Mose Frazier	Waived
10-May	RB	Fozzy Whittaker	Placed on injured reserve (knee)	1-Sep	C	Kyle Friend	Waived
11-May	RB	Kenjon Barner	Free agent signing	1-Sep	QB	Garrett Gilbert	Waived
11-May	DT	Tracy Sprinkle	Free agent signing	1-Sep	DE	Daeshon Hall	Waived
11-May	LB	Chris Frey	Free agent signing	1-Sep	G	Taylor Hearn	Waived
11-May	RB	Reggie Bonnafon	Free agent signing	1-Sep	G	Dorian Johnson	Waived
11-May	QB	Kyle Allen	Free agent signing	1-Sep	WR	Jamaal Jones	Waived
11-May	G	Brendan Mahon	Free agent signing	1-Sep	CB	Cole Luke	Waived
11-May	G	Taylor Hearn	Free agent signing	1-Sep	DT	Kendrick Norton	Waived
11-May	G	Kyle Bosch	Free agent signing	1-Sep	TE	Jason Vander Laan	Waived
14-May	WR	Russell Shepard	Released	1-Sep	RB	Elijah Hood	Placed on injured reserve (knee)
14-May	CB	Zack Sanchez	Waived with injury settlement	1-Sep	CB	Kevon Seymour	Placed on injured reserve (shoulder)
14-May	DE	Karter Schult	Free agent signing	1-Sep	T	Jeremiah Sirles	Placed on injured reserve (hamstring)
14-May	CB	Kyle Friend	Free agent signing	2-Sep	RB	Reggie Bonnafon	Practice squad signing
14-May	G	Quinterrius Eatmon	Free agent signing	2-Sep	QB	Kyle Allen	Practice squad signing
14-May	WR	Bug Howard	Free agent signing	2-Sep	WR	Mose Frazier	Practice squad signing
21-May	T	Korren Kirven	Waived	2-Sep	DT	Kendrick Norton	Practice squad signing
21-May	TE	Jason Vander Laan	Free agent signing	2-Sep	DE	Kiante Anderson	Practice squad signing
21-May	DT	Ashaad Mabry	Free agent signing	2-Sep	CB	Cole Luke	Practice squad signing
31-May	T	Zach Banner	Waived	2-Sep	S	Dezmen Southward	Practice squad signing
4-Jun	G	Norman Price	Free agent signing	2-Sep	G	Taylor Hearn	Practice squad signing
25-Jul	DT	Drew Iddings	Waived	2-Sep	TE	Jason Vander Laan	Practice squad signing
25-Jul	TE	Cam Serigne	Free agent signing	2-Sep	G	Dorian Johnson	Practice squad signing
25-Jul	WR	Curtis Samuel	Placed on non-football injury list (ankle)	3-Sep	T	Matt Kalil	Placed on injured reserve (knee)
25-Jul	DE	Julius Peppers	Placed on physically unable to perform list (shoulder)	3-Sep	CB	Lorenzo Doss	Free agent signing
				4-Sep	CB	Josh Hawkins	Practice squad signing
25-Jul	TE	Chris Manhertz	Placed on physically unable to perform list (foot)	4-Sep	DE	Kiante Anderson	Practice squad injured



## CAROLINA PANTHERS 2018 TRANSACTIONS (cont.)



4-Sep	CB	Josh Hawkins	Practice squad signing
6-Sep	DT	Kendrick Norton	Released from practice squad
6-Sep	QB	Connor Cook	Practice squad signing
6-Sep	T	Jeremiah Sirles	Released/injury settlement
10-Sep	DE	Kiante Anderson	Released/injury settlement
10-Sep	QB	Josh Allen	Released from practice squad
10-Sep	DT	Kendrick Norton	Practice squad signing
11-Sep	S	Dezmen Southward	Released from practice squad
11-Sep	WR	DeAndrew White	Practice squad signing
12-Sep	T	Daryl Williams	Placed on injured reserve (knee)
12-Sep	T	Chris Clark	Free agent signing
21-Sep	S	Da'Norris Searcy	Placed on injured reserve (concussion)
22-Sep	CB	Josh Hawkins	Signed to active roster from practice squad
24-Sep	S	Dezmen Southward	Practice squad signing
25-Sep	T	Marshall Newhouse	Acquired in a trade with Buffalo in exchange for an undisclosed future draft choice
25-Sep	T	Corey Robinson	Waived
26-Sep	WR	Fred Ross	Waived from injured reserve
27-Sep	S	Eric Reid	Free agent signing
27-Sep	CB	Lorenzo Doss	Waived
1-Oct	CB	Lorenzo Doss	Practice squad signing
1-Oct	WR	DeAndrew White	Released from practice squad
8-Oct	LB	Thomas Davis	Returned from suspension
8-Oct	LB	Thomas Davis	Roster Exemption
9-Oct	QB	Connor Cook	Released from practice squad
9-Oct	LB	Brandon Chubb	Practice squad signing
12-Oct	LB	Thomas Davis	Activated from roster exemption
12-Oct	LB	Jared Norris	Placed on injured reserve (toe)
30-Oct	S	Dezmen Southward	Released from practice squad
30-Oct	QB	Kyle Allen	Practice squad signing
12-Nov	RB	C.J. Anderson	Waived
12-Nov	RB	Travaris Cadet	Free agent signing
14-Nov	CB	Josh Hawkins	Waived
15-Nov	RB	Kenjon Barner	Claimed off waivers (N.E.)



## CAROLINA PANTHERS 2018 UNOFFICIAL DEPTH CHART

<b>OFFENSE</b>				
<b>WR</b>	17 Devin Funchess	13 Jarius Wright	18 Damiere Byrd	
<b>LT</b>	74 Chris Clark	71 Marshall Newhouse		
<b>LG</b>	73 Greg Van Roten	65 Amini Silatolu	<u>63 Brendan Mahon</u>	
<b>C</b>	67 Ryan Kalil	69 Tyler Larsen		
<b>RG</b>	70 Trai Turner	65 Amini Silatolu		
<b>RT</b>	72 Taylor Moton	71 Marshall Newhouse		
<b>TE</b>	88 Greg Olsen	82 Chris Manhertz	<u>80 Ian Thomas</u>	
<b>WR</b>	11 Torrey Smith	<u>12 DJ Moore</u>	10 Curtis Samuel	
<b>QB</b>	1 Cam Newton	6 Taylor Heinicke		
<b>FB</b>	40 Alex Armah			
<b>RB</b>	22 Christian McCaffrey	34 Cameron Artis-Payne	38 Travaris Cadet	23 Kenjon Barner

<b>DEFENSE</b>				
<b>DE</b>	97 Mario Addison	94 Efe Obada	<u>98 Marquis Haynes</u>	
<b>DT</b>	99 Kawann Short	93 Kyle Love		
<b>DT</b>	95 Dontari Poe	92 Vernon Butler		
<b>DE</b>	90 Julius Peppers	96 Wes Horton	91 Bryan Cox Jr.	
<b>SLB</b>	54 Shaq Thompson	<u>56 Jermaine Carter Jr.</u>	<u>57 Andre Smith</u>	
<b>MLB</b>	59 Luke Kuechly	55 David Mayo		
<b>WLB</b>	58 Thomas Davis	53 Ben Jacobs		
<b>LCB</b>	24 James Bradberry	41 Captain Munnerlyn		
<b>RCB</b>	<u>26 Donte Jackson</u>	35 Corn Elder		
<b>SS</b>	25 Eric Reid	42 Colin Jones		
<b>FS</b>	29 Mike Adams	<u>28 Rashaan Gaulden</u>		

### SPECIAL TEAMS

<b>PK</b>	9 Graham Gano			
<b>P</b>	5 Michael Palardy			
<b>KO</b>	9 Graham Gano			
<b>H</b>	5 Michael Palardy			
<b>PR</b>	18 Damiere Byrd	<u>12 DJ Moore</u>	22 Christian McCaffrey	<u>26 Donte Jackson</u>
<b>KOR</b>	18 Damiere Byrd	<u>12 DJ Moore</u>	22 Christian McCaffrey	10 Curtis Samuel
<b>LS</b>	44 J.J. Jansen			

ROOKIES Underlined

## PANTHERS COACHING STAFF

Ron Rivera (head coach); Norv Turner (offensive coordinator); Eric Washington (defensive coordinator); Chase Blackburn (special teams coordinator); Jericho Cotchery (assistant wide receivers); Heath Farwell (assistant special teams); Pete Hoener (tight ends); Brady Hoke (defensive line); Jeff Imamura (assistant secondary/cornerbacks); Joe Kenn (strength and conditioning); John Matsko (running game coordinator); Sam Mills III (assistant defensive line); Vincent Rivera (defensive quality control); Richard Rodgers (secondary); Steve Russ (linebackers); Jim Skipper (running backs); Lance Taylor (wide receivers); Drew Terrell (offensive quality control); Scott Turner (quarterbacks); Travelle Wharton (assistant offensive line).

## PANTHERS PRONUNCIATION

KENJON Barner.....	KEN-yon	KAWANN Short.....	KAY-won
DAMIERE Byrd.....	duh-MEER	Amini SILATOLU.....	sill-uh-TOE-lou
Devin FUNCHESS.....	FUN-chess	TRAI Turner.....	Trey
Graham GANO.....	guh-KNOW	Greg Van ROTEN.....	ROAT-en
Rashaan GAULDEN.....	GAWL-den	JARIUS Wright.....	JAIR-ee-iss
Luke KUECHLY.....	KEEK-lee		
Brendan MAHON.....	MANN		
EFE OBADA.....	EF-ay OH-bahdah		
Michael PALARDY.....	pah-LAR-dee		





# CAROLINA PANTHERS ALPHABETICAL ROSTER



No	Name	Pos	Ht	Wt	DOB	Age	Exp	College	Hometown	How Acq	GP/GS/DNP/INA
29	Adams, Mike	S	5-11	205	03/24/81	37	15	Delaware	Wayne, N.J.	UFA '17 (IND)	9/9/0/0
97	Addison, Mario	DE	6-3	260	09/06/87	31	8	Troy	Tarrant, Ala.	FA '12	9/9/0/0
40	Armah, Alex	FB	6-2	255	05/17/94	24	2	West Georgia	Lawrenceville, Ga.	D6 '17	9/1/0/0
34	Artis-Payne, Cameron	RB	5-10	215	06/23/90	28	4	Auburn	Harrisburg, Pa.	D5b '15	2/0/0/7
23	Barner, Kenjon	RB	5-9	195	04/28/89	29	5	Oregon	Riverside, Calif.	WV '18 (NE)	0/0/0/0
24	Bradberry, James	CB	6-1	212	08/04/93	25	3	Samford	Pleasant Grove, Ala.	D2 '16	9/9/0/0
92	Butler, Vernon	DT	6-4	330	06/14/94	24	3	Louisiana Tech	Summit, Miss.	D1 '16	9/0/0/0
18	Byrd, Damiere	WR	5-9	180	01/27/93	25	3	South Carolina	Sicklerville, N.J.	FA '15	6/0/0/3
38	Cadet, Travaris	RB	6-1	210	02/01/89	29	7	Appalachian State	Miami, Fla.	FA '18	0/0/0/0
56	Carter Jr, Jermaine	LB	6-1	225	01/14/95	23	R	Maryland	Rockville, Md.	D5 '18	9/0/0/0
74	Clark, Chris	T	6-5	305	10/01/85	33	9	Southern Mississippi	New Orleans, La.	FA '18	8/8/0/0
91	Cox Jr., Bryan	DE	6-3	270	06/25/94	24	2	Florida	Ft. Lauderdale, Fla.	FA '17	5/0/0/4
58	Davis, Thomas	LB	6-1	235	03/22/83	35	14	Georgia	Shellman, Ga.	D1 '05	5/5/0/0
35	Elder, Corn	CB	5-10	185	10/09/94	24	2	Miami	Nashville, Tenn.	D5 '17	6/0/0/3
17	Funchess, Devin	WR	6-4	225	05/21/94	24	4	Michigan	Farmington, Mich.	D2 '15	9/9/0/0
9	Gano, Graham	K	6-2	202	04/09/87	31	9	Florida State	Cantonment, Fla.	FA '12	9/0/0/0
28	Gaulden, Rashaan	S	6-1	200	01/23/95	23	R	Tennessee	Spring Hill, Tenn.	D3 '18	8/0/0/1
98	Haynes, Marquis	DE	6-2	235	12/16/93	24	R	Mississippi	Jacksonville, Fla.	D4b '18	1/0/0/8
6	Heinicke, Taylor	QB	6-1	210	03/15/93	25	3	Old Dominion	Lawrenceville, Ga.	FA '18	2/0/7/0
96	Horton, Wes	DE	6-5	265	12/17/89	28	6	Southern California	Sherman Oaks, Calif.	FA '16	9/3/0/0
26	Jackson, Donte	CB	5-10	180	11/08/95	23	R	Louisiana State	Metairie, La.	D2 '18	9/9/0/0
53	Jacobs, Ben	LB	6-4	240	04/17/88	30	4	Fresno State	Las Vegas, Nev.	FA '16	9/0/0/0
44	Jansen, JJ	LS	6-2	235	01/20/86	32	11	Notre Dame	Phoenix, Ariz.	TR '09 (GB)	9/0/0/0
42	Jones, Colin	S	6-0	205	10/27/87	31	8	Texas Christian	Bridgeport, Texas	TR '12 (SF)	9/1/0/0
67	Kalil, Ryan	C	6-2	300	03/29/85	33	12	Southern California	Corona, Calif.	D2b '07	9/9/0/0
59	Kuechly, Luke	LB	6-3	238	04/20/91	27	7	Boston College	Cincinnati, Ohio	D1 '12	9/9/0/0
69	Larsen, Tyler	C	6-4	325	07/08/91	27	3	Utah State	Sandy, Utah	FA '16	9/2/0/0
93	Love, Kyle	DT	6-1	310	11/18/86	32	7	Mississippi State	College Park, Ga.	FA '16	9/0/0/0
63	Mahon, Brendan	G	6-4	320	01/17/95	23	R	Penn State	Randolph, N.J.	FA '18	2/0/0/7
82	Manhertz, Chris	TE	6-6	255	04/10/92	26	3	Canisius	New York, N.Y.	WV '16 (NO)	9/2/0/0
55	Mayo, David	LB	6-2	245	08/08/93	25	4	Texas State	Scappoose, Ore	D5a '15	9/3/0/0
22	McCaffrey, Christian	RB	5-11	205	06/07/96	22	2	Stanford	Highlands Ranch, Colo.	D1 '17	9/9/0/0
12	Moore, DJ	WR	6-0	210	04/14/97	21	R	Maryland	Philadelphia, Pa.	D1 '18	9/3/0/0
72	Moton, Taylor	T	6-5	325	03/18/94	24	2	Western Michigan	Okemos, Mich.	D2b '17	9/9/0/0
41	Munnerlyn, Captain	CB	5-9	195	04/10/88	30	10	South Carolina	Mobile, Ala.	UFA '17 (MIN)	9/3/0/0
71	Newhouse, Marshall	T	6-4	330	09/29/88	30	9	Texas Christian	Dallas, Texas	TR '18 (BUF)	4/0/2/0
1	Newton, Cam	QB	6-5	245	05/11/89	29	8	Auburn	College Park, Ga.	D1 '11	9/9/0/0
94	Obada, Efe	DE	6-6	265	04/13/92	26	1	none	London, England	FA '17	7/0/0/2
88	Olsen, Greg	TE	6-5	255	03/11/85	33	12	Miami (Fla.)	Wayne, N.J.	TR '11 (CHI)	6/6/0/3
5	Palardy, Michael	P	5-11	200	07/06/92	26	3	Tennessee	Fort Lauderdale, Fla.	FA '16	9/0/0/0
90	Peppers, Julius	DE	6-7	295	01/18/80	38	17	North Carolina	Bailey, N.C.	UFA '17 (GB)	9/6/0/0
95	Poe, Dontari	DT	6-3	346	08/18/90	28	7	Memphis	Memphis, Tenn.	UFA '18 (ATL)	9/9/0/0
25	Reid, Eric	S	6-1	215	12/10/91	26	6	Louisiana State	Geismar, La.	FA '18	6/6/0/0
10	Samuel, Curtis	WR	5-11	195	08/11/96	22	2	Ohio State	Brooklyn, N.Y.	D2a '17	6/2/0/3
99	Short, Kawann	DT	6-3	315	02/02/89	29	6	Purdue	East Chicago, Ind.	D2 '13	9/9/0/0
65	Silatolu, Amini	G	6-4	305	09/16/88	30	6	Midwestern State	Tracy, Calif.	FA '17	6/0/0/3
57	Smith, Andre	LB	6-0	240	04/20/97	21	R	North Carolina	Jacksonville, Fla.	D7a '18	1/0/0/8
11	Smith, Torrey	WR	6-0	205	01/26/89	29	8	Maryland	Falmouth, Va.	TR '18 (PHI)	6/5/0/3
80	Thomas, Ian	TE	6-4	260	06/06/96	22	R	Indiana	Baltimore, Md.	D4a '18	9/3/0/0
54	Thompson, Shaq	LB	6-0	230	04/21/94	24	4	Washington	Sacramento, Calif.	D1 '15	9/7/0/0
70	Turner, Trai	G	6-3	315	06/14/93	25	5	Louisiana State	New Orleans, La.	D3 '14	7/7/0/2
73	Van Roten, Greg	G	6-3	305	02/26/90	28	4	Pennsylvania	Mineola, N.Y.	FA '17	9/9/0/0
13	Wright, Jarius	WR	5-10	191	11/25/89	28	7	Arkansas	Warren, Ark.	FA '18	9/5/0/0

## Practice Squad (10)

7	Allen, Kyle	QB	6-3	210	03/08/96	22	R	Houston	Scottsdale, Ariz.	FA '18	0/0/0/0
39	Bonnacon, Reggie	RB	6-0	215	01/04/96	22	R	Louisville	Louisville, Ky.	FA '18	0/0/0/0
50	Chubb, Brandon	LB	6-1	245	10/21/93	25	2	Wake Forest	Marietta, Ga.	FA '18	0/0/0/0
31	Doss, Lorenzo	CB	5-11	185	04/22/94	24	4	Tulane	New Orleans, La.	FA '18	1/0/0/2
14	Frazier, Mose	WR	5-11	190	08/30/93	25	1	Memphis	Memphis, Tenn.	FA '17	0/0/0/0
62	Hearn, Taylor	G	6-4	315	01/11/96	22	R	Clemson	Willston, S.C.	FA '18	0/0/0/0
64	Johnson, Dorian	G	6-5	305	10/21/94	24	1	Pittsburgh	Belle Vernon, Pa.	FA '17	0/0/0/0
32	Luke, Cole	S	5-11	200	06/30/95	23	2	Notre Dame	Chandler, Ariz.	FA '17	0/0/0/0
74	Norton, Kendrick	DT	6-3	315	06/07/97	21	R	Miami (Fla.)	Jacksonville, Fla.	D7b '18	0/0/0/0
84	Vander Laan, Jason	TE	6-3	245	09/22/92	26	1	Ferris State	Frankfort, Ill.	FA '18	0/0/0/0

## Reserve / Injured (9)

47	Cockrell, Ross	CB	6-0	190	08/06/91	27	5	Duke	Charlotte, N.C.	UFA '18 (NYG)	0/0/0/0
30	Hood, Elijah	RB	5-11	230	04/22/96	22	1	North Carolina	Charlotte, N.C.	WV '18 (OAK)	0/0/0/0
75	Kalil, Matt	T	6-7	315	07/06/89	29	7	Southern California	Corona, Calif.	UFA '17 (MIN)	0/0/0/0
52	Norris, Jared	LB	6-1	238	07/19/93	25	3	Utah	Bakersfield, Calif.	FA '16	3/0/0/1
45	Parms, Damian	S	6-2	210	10/28/92	25	1	Florida Atlantic	Miami, Fla.	FA '17	0/0/0/0
21	Searcy, Da'Norris	S	5-11	205	11/16/88	29	8	North Carolina	Decatur, Ga.	FA '18	2/2/0/0
27	Seymour, Kevon	CB	6-0	185	11/30/93	24	3	Southern California	Pasadena, Calif.	TR '17 (BUF)	0/0/0/0
60	Williams, Daryl	T	6-6	330	08/31/92	26	4	Oklahoma	Lake Dallas, Texas	D4 '15	1/1/0/0
43	Whittaker, Fozy	RB	5-10	205	02/02/89	29	6	Texas	Pearland, Texas	FA '14	0/0/0/0

# CAROLINA PANTHERS NUMERICAL ROSTER



No	Name	Pos	Ht	Wt	DOB	Age	Exp	College	Hometown	How Acq	GP/GS/DNP/INA
1	Cam Newton	QB	6-5	245	05/11/89	29	8	Auburn	College Park, Ga.	D1 '11	9/9/0/0
5	Michael Palardy	P	5-11	200	07/06/92	26	3	Tennessee	Fort Lauderdale, Fla.	FA '16	9/0/0/0
6	Taylor Heinicke	QB	6-1	210	03/15/93	25	3	Old Dominion	Lawrenceville, Ga.	FA '18	2/0/7/0
9	Graham Gano	K	6-2	202	04/09/87	31	9	Florida State	Cantonment, Fla.	FA '12	9/0/0/0
10	Curtis Samuel	WR	5-11	195	08/11/96	22	2	Ohio State	Brooklyn, N.Y.	D2a '17	6/2/0/3
11	Torrey Smith	WR	6-0	205	01/26/89	29	8	Maryland	Falmouth, Va.	TR '18 (PHI)	6/5/0/3
12	DJ Moore	WR	6-0	210	04/14/97	21	R	Maryland	Philadelphia, Pa.	D1 '18	9/3/0/0
13	Jarius Wright	WR	5-10	191	11/25/89	28	7	Arkansas	Warren, Ark.	FA '18	9/5/0/0
17	Devin Funchess	WR	6-4	225	05/21/94	24	4	Michigan	Farmington, Mich.	D2 '15	9/9/0/0
18	Damiere Byrd	WR	5-9	180	01/27/93	25	3	South Carolina	Sicklerville, N.J.	FA '15	6/0/0/3
22	Christian McCaffrey	RB	5-11	205	06/07/96	22	2	Stanford	Highlands Ranch, Colo.	D1 '17	9/9/0/0
23	Kenjon Barner	RB	5-9	195	04/28/89	29	5	Oregon	Riverside, Calif.	WV '18 (NE)	0/0/0/0
24	James Bradberry	CB	6-1	212	08/04/93	25	3	Samford	Pleasant Grove, Ala.	D2 '16	9/9/0/0
25	Eric Reid	S	6-1	215	12/10/91	26	6	Louisiana State	Geismar, La.	FA '18	6/6/0/0
26	Donte Jackson	CB	5-10	180	11/08/95	23	R	Louisiana State	Metarie, La.	D2 '18	9/9/0/0
28	Rashaan Gaulden	S	6-1	200	01/23/95	23	R	Tennessee	Spring Hill, Tenn.	D3 '18	8/0/0/1
29	Mike Adams	S	5-11	205	03/24/81	37	15	Delaware	Wayne, N.J.	UFA '17 (IND)	9/9/0/0
34	Cameron Artis-Payne	RB	5-10	215	06/23/90	28	4	Auburn	Harrisburg, Pa.	D5b '15	2/0/0/7
35	Corn Elder	CB	5-10	185	10/09/94	24	2	Miami (Fla.)	Nashville, Tenn.	D5 '17	6/0/0/3
38	Travaris Cadet	RB	6-1	210	02/01/89	29	7	Appalachian State	Miami, Fla.	FA '18	0/0/0/0
40	Alex Armah	FB	6-2	255	05/17/94	22	2	West Georgia	Lawrenceville, Ga.	D6 '17	9/1/0/0
41	Captain Munnerlyn	CB	5-9	195	04/10/88	30	10	South Carolina	Mobile, Ala.	UFA '17 (MIN)	9/3/0/0
42	Colin Jones	S	6-0	205	10/27/87	31	8	Texas Christian	Bridgeport, Texas	TR '12 (SF)	9/1/0/0
44	JJ Jansen	LS	6-2	235	01/20/86	32	11	Notre Dame	Phoenix, Ariz.	TR '09 (GB)	9/0/0/0
53	Ben Jacobs	LB	6-4	240	04/17/88	30	5	Fresno State	Las Vegas, Nev.	FA '16	9/0/0/0
54	Shaq Thompson	LB	6-0	230	04/21/94	24	4	Washington	Sacramento, Calif.	D1 '15	9/7/0/0
55	David Mayo	LB	6-2	245	08/08/93	25	4	Texas State	Scappoose, Ore.	D5a '15	9/3/0/0
56	Jermaine Carter Jr.	LB	6-1	225	01/14/95	23	R	Maryland	Rockville, Md.	D5 '18	9/0/0/0
57	Andre Smith	LB	6-0	240	04/20/97	21	R	North Carolina	Jacksonville, Fla.	D7a '18	1/0/0/8
58	Thomas Davis	LB	6-1	235	03/22/83	35	14	Georgia	Shellman, Ga.	D1 '05	5/5/0/0
59	Luke Kuechly	LB	6-3	238	04/20/91	27	7	Boston College	Cincinnati, Ohio	D1 '12	9/9/0/0
63	Brendan Mahon	G	6-4	320	01/17/95	23	R	Penn State	Randolph, N.J.	FA '18	2/0/0/7
65	Amini Silatolu	G	6-4	305	09/16/88	30	6	Midwestern State	Tracy, Calif.	FA '17	6/0/0/3
67	Ryan Kalil	C	6-2	300	03/29/85	33	12	Southern California	Corona, Calif.	D2b '07	9/9/0/0
69	Tyler Larsen	C	6-4	325	07/08/91	27	3	Utah State	Sandy, Utah	FA '16	9/2/0/0
70	Trai Turner	G	6-3	315	06/14/93	25	5	Louisiana State	New Orleans, La.	D3 '14	7/7/0/2
71	Marshall Newhouse	T	6-4	330	09/29/88	30	9	Texas Christian	Dallas, Texas	TR '18 (BUF)	4/0/2/0
72	Taylor Moton	T	6-5	325	03/18/94	24	2	Western Michigan	Okemos, Mich.	D2b '17	9/9/0/0
73	Greg Van Roten	G	6-3	305	02/26/90	28	4	Pennsylvania	Mineola, N.Y.	FA '17	9/9/0/0
74	Chris Clark	T	6-5	305	10/01/85	33	9	Southern Mississippi	New Orleans, La.	FA '18	8/8/0/0
80	Ian Thomas	TE	6-4	260	06/06/96	22	R	Indiana	Baltimore, Md.	D4a '18	9/3/0/0
82	Chris Manhertz	TE	6-6	255	04/10/92	26	3	Canisius	New York, N.Y.	WV '16 (NO)	9/2/0/0
88	Greg Olsen	TE	6-5	255	03/11/85	33	12	Miami (Fla.)	Wayne, N.J.	TR '11 (CHI)	6/6/0/3
90	Julius Peppers	DE	6-7	295	01/18/80	38	17	North Carolina	Bailey, N.C.	UFA '17 (GB)	9/6/0/0
91	Bryan Cox Jr.	DE	6-3	270	06/25/94	24	2	Florida	Ft. Lauderdale, Fla.	FA '17	5/0/0/4
92	Vernon Butler	DT	6-4	330	06/14/94	24	3	Louisiana Tech	Summit, Miss.	D1 '16	9/0/0/0
93	Kyle Love	DT	6-1	310	11/18/86	32	7	Mississippi State	College Park, Ga.	FA '16	9/0/0/0
94	Efe Obada	DE	6-6	265	04/13/92	26	1	none	London, England	FA '17	7/0/0/2
95	Dontari Poe	DT	6-3	346	08/18/90	28	7	Memphis	Memphis, Tenn.	UFA '18 (ATL)	9/9/0/0
96	Wes Horton	DE	6-5	265	12/17/89	28	6	Southern California	Sherman Oaks, Calif.	FA '16	9/3/0/0
97	Mario Addison	DE	6-3	260	09/06/87	31	8	Troy	Tarrant, Ala.	FA '12	9/9/0/0
98	Marquis Haynes	DE	6-2	235	12/16/93	24	R	Mississippi	Jacksonville, Fla.	D4b '18	1/0/0/8
99	Kawann Short	DT	6-3	315	02/02/89	29	6	Purdue	East Chicago, Ind.	D2 '13	9/9/0/0

## Practice Squad (10)

7	Kyle Allen	QB	6-3	210	03/08/96	22	R	Houston	Scottsdale, Ariz.	FA '18	0/0/0/0
14	Mose Frazier	WR	5-11	190	08/30/93	25	1	Memphis	Memphis, Tenn.	FA '17	0/0/0/0
31	Lorenzo Doss	CB	5-11	185	04/22/94	24	4	Tulane	New Orleans, La.	FA '18	1/0/0/2
32	Cole Luke	S	5-11	200	06/30/95	23	2	Notre Dame	Chandler, Ariz.	FA '17	0/0/0/0
39	Reggie Bonnafon	RB	6-0	215	01/04/96	22	R	Louisville	Louisville, Ky.	FA '18	0/0/0/0
50	Brandon Chubb	LB	6-1	245	10/21/93	25	2	Wake Forest	Marietta, Ga.	FA '18	0/0/0/0
62	Taylor Hearn	G	6-4	315	01/11/96	22	R	Clemson	Willston, S.C.	FA '18	0/0/0/0
64	Dorian Johnson	G	6-5	305	10/21/94	24	1	Pittsburgh	Belle Vernon, Pa.	FA '17	0/0/0/0
74	Kendrick Norton	DT	6-3	315	06/07/97	21	R	Miami (Fla.)	Jacksonville, Fla.	D7b '18	0/0/0/0
84	Jason Vander Laan	TE	6-4	245	09/22/92	26	1	Ferris State	Frankfort, Ill.	FA '18	0/0/0/0

## Reserve / Injured (9)

21	Da'Norris Searcy	S	5-11	205	11/16/88	29	8	North Carolina	Decatur, Ga.	FA '18	2/2/0/0
27	Kevon Seymour	CB	6-0	185	11/30/93	24	3	Southern California	Pasadena, Calif.	TR '17 (BUF)	0/0/0/0
30	Elijah Hood	RB	5-11	230	04/22/96	22	1	North Carolina	Charlotte, N.C.	WV '18 (OAK)	0/0/0/0
21	Fozzy Whittaker	RB	5-10	205	02/02/89	29	6	Texas	Pearland, Texas	FA '14	0/0/0/0
45	Damian Parms	S	6-2	210	10/28/92	25	1	Florida Atlantic	Miami, Fla.	FA '17	0/0/0/0
47	Ross Cockrell	CB	6-0	190	08/06/91	27	5	Duke	Charlotte, N.C.	UFA '18 (NYG)	0/0/0/0
52	Jared Norris	LB	6-1	238	07/19/93	25	3	Utah	Bakersfield, Calif.	FA '16	3/0/0/1
60	Daryl Williams	T	6-6	330	08/31/92	26	4	Oklahoma	Lake Dallas, Texas	D4 '15	1/1/0/0
75	Matt Kalil	T	6-7	315	07/06/89	29	7	Southern California	Corona, Calif.	UFA '17 (MIN)	0/0/0/0

# CAROLINA PANTHERS BY EXPERIENCE



No	Name	Pos	Ht	Wt	DOB	Age	Exp	College	Hometown	How Acq	GP/GS/DNP/INA
<b>17th Year (1)</b>											
90	Peppers, Julius	DE	6-7	295	01/18/80	38	17	North Carolina	Bailey, N.C.	UFA '17 (GB)	9/6/0/0
<b>15th Year (1)</b>											
29	Adams, Mike	S	5-11	205	03/24/81	37	15	Delaware	Wayne, N.J.	UFA '17 (IND)	9/9/0/0
<b>14th Year (1)</b>											
58	Davis, Thomas	LB	6-1	235	03/22/83	35	14	Georgia	Shellman, Ga.	D1 '05	5/5/0/0
<b>12th Year (2)</b>											
67	Kalil, Ryan	C	6-2	300	03/29/85	33	12	Southern California	Corona, Calif.	D2b '07	9/9/0/0
88	Olsen, Greg	TE	6-5	255	03/11/85	33	12	Miami (Fla.)	Wayne, N.J.	TR '11 (CHI)	6/6/0/3
<b>11th Year (1)</b>											
44	Jansen, J.J.	LS	6-2	235	01/20/86	32	11	Notre Dame	Phoenix, Ariz.	TR '09 (GB)	9/0/0/0
<b>10th Year (1)</b>											
41	Munnerlyn, Captain	CB	5-9	195	04/10/88	30	10	South Carolina	Mobile, Ala.	UFA '17 (MIN)	9/3/0/0
<b>9th Year (3)</b>											
74	Clark, Chris	T	6-5	305	10/01/85	33	9	Southern Mississippi	New Orleans, La.	FA '18	8/8/0/0
9	Gano, Graham	K	6-2	202	04/09/87	31	9	Florida State	Cantonment, Fla.	FA '12	9/0/0/0
71	Newhouse, Marshall	T	6-4	330	09/29/88	30	9	Texas Christian	Dallas, Texas	TR '18 (BUF)	4/0/2/0
<b>8th Year (4)</b>											
97	Addison, Mario	DE	6-3	260	09/06/87	31	8	Troy	Tarrant, Ala.	FA '12	9/9/0/0
42	Jones, Colin	S	6-0	205	10/27/87	31	8	Texas Christian	Bridgeport, Texas	TR '12 (SF)	9/1/0/0
1	Newton, Cam	QB	6-5	245	05/11/89	29	8	Auburn	College Park, Ga.	D1 '11	9/9/0/0
11	Smith, Torrey	WR	6-0	205	01/26/89	29	8	Maryland	Falmouth, Va.	TR '18 (PHI)	6/5/0/3
<b>7th Year (5)</b>											
38	Cadet, Travaris	RB	6-1	210	02/01/89	29	7	Appalachian State	Miami, Fla.	FA '18	0/0/0/0
59	Kuechly, Luke	LB	6-3	238	04/20/91	27	7	Boston College	Cincinnati, Ohio	D1 '12	9/9/0/0
93	Love, Kyle	DT	6-1	310	11/18/86	32	7	Mississippi State	College Park, Ga.	FA '16	9/0/0/0
95	Poe, Dontari	DT	6-3	346	08/18/90	27	7	Memphis	Memphis, Tenn.	UFA '18 (ATL)	9/9/0/0
13	Wright, Jarius	WR	5-10	191	11/25/89	28	7	Arkansas	Warren, Ark.	FA '18	9/5/0/0
<b>6th Year (4)</b>											
96	Horton, Wes	DE	6-5	265	12/17/89	28	6	Southern California	Sherman Oaks, Calif.	FA '16	9/3/0/0
25	Reid, Eric	S	6-1	215	12/10/91	26	6	Louisiana State	Geismar, La.	FA '18	6/6/0/0
99	Short, Kawann	DT	6-3	315	02/02/89	29	6	Purdue	East Chicago, Ind.	D2 '13	9/9/0/0
65	Silatolu, Amini	G	6-4	305	09/16/88	30	6	Midwestern State	Tracy, Calif.	FA '17	6/0/0/3
<b>5th Year (3)</b>											
23	Barner, Kenjon	RB	5-9	195	04/28/89	29	5	Oregon	Riverside, Calif.	WV '18 (NE)	0/0/0/0
53	Jacobs, Ben	LB	6-4	240	04/17/88	30	5	Fresno State	Las Vegas, Nev.	FA '16	9/0/0/0
70	Turner, Trai	G	6-3	315	06/14/93	25	5	Louisiana State	New Orleans, La.	D3 '14	7/7/0/2
<b>4th Year (5)</b>											
34	Artis-Payne, Cameron	RB	5-10	215	06/23/90	28	4	Auburn	Harrisburg, Pa.	D5b '15	2/0/0/7
17	Funchess, Devin	WR	6-4	225	05/21/94	24	4	Michigan	Farmington, Mich.	D2 '15	9/9/0/0
55	Mayo, David	LB	6-2	245	08/08/93	25	4	Texas State	Scappoose, Ore	D5a '15	9/3/0/0
54	Thompson, Shaq	LB	6-0	230	04/21/94	24	4	Washington	Sacramento, Calif.	D1 '15	9/7/0/0
73	Van Roten, Greg	G	6-3	305	02/26/90	28	4	Pennsylvania	Mineola, N.Y.	FA'17	9/9/0/0
<b>3rd Year (7)</b>											
24	Bradberry, James	CB	6-1	212	08/04/93	25	3	Samford	Pleasant Grove, Ala.	D2 '16	9/9/0/0
92	Butler, Vernon	DT	6-4	330	06/14/94	24	3	Louisiana Tech	Summit, Miss.	D1 '16	9/0/0/0
18	Byrd, Damiere	WR	5-9	180	01/27/93	25	3	South Carolina	Sicklerville, N.J.	FA '15	6/0/0/3
6	Heinicke, Taylor	QB	6-1	210	03/15/93	25	3	Old Dominion	Lawrenceville, Ga.	FA '18	2/0/7/0
69	Larsen, Tyler	C	6-4	325	07/08/91	27	3	Utah State	Sandy, Utah	FA '16	9/2/0/0
82	Manhertz, Chris	TE	6-6	255	04/10/92	26	3	Canisius	New York, N.Y.	WV '16 (NO)	9/2/0/0
5	Palardy, Michael	P	5-11	200	07/06/92	26	3	Tennessee	Fort Lauderdale, Fla.	FA '16	9/0/0/0
<b>2nd Year (6)</b>											
40	Armah, Alex	FB	6-2	255	05/17/94	24	2	West Georgia	Lawrenceville, Ga.	D6 '17	9/1/0/0
91	Cox Jr., Bryan	DE	6-3	270	06/25/94	24	2	Florida	Ft. Lauderdale, Fla.	FA '17	5/0/0/4
35	Elder, Corn	CB	5-10	185	10/09/94	24	2	Miami (Fla.)	Nashville, Tenn.	D5 '17	6/0/0/3
22	McCaffrey, Christian	RB	5-11	205	06/07/96	22	2	Stanford	Highlands Ranch, Colo.	D1 '17	9/9/0/0
72	Moton, Taylor	T	6-5	325	03/18/94	24	2	Western Michigan	Okemos, Mich.	D2b '17	9/9/0/0
10	Samuel, Curtis	WR	5-11	195	08/11/96	22	2	Ohio State	Brooklyn, N.Y.	D2a '17	6/2/0/3
<b>Rookie/1st Year (9)</b>											
56	Carter Jr, Jermaine	LB	6-1	225	01/14/95	23	R	Maryland	Rockville, Md.	D5 '18	9/0/0/0
28	Gaulden, Rashaan	S	6-1	200	01/23/95	23	R	Tennessee	Spring Hill, Tenn.	D3 '18	8/0/0/1
98	Haynes, Marquis	DE	6-2	235	12/16/93	24	R	Mississippi	Jacksonville, Fla.	D4b '18	1/0/0/8
26	Jackson, Donte	CB	5-10	180	11/08/95	23	R	Louisiana State	Metarie, La.	D2 '18	9/9/0/0
63	Mahon, Brendan	G	6-4	320	01/17/95	23	R	Penn State	Randolph, N.J.	FA '18	2/0/0/7
12	Moore, DJ	WR	6-0	210	04/14/97	21	R	Maryland	Philadelphia, Pa.	D1 '18	9/3/0/0
94	Obada, Efe	DE	6-6	265	04/13/92	26	1	none	London, England	FA '17	7/0/0/2
57	Smith, Andre	LB	6-0	240	04/20/97	21	R	North Carolina	Jacksonville, Fla.	D7a '18	1/0/0/8
80	Thomas, Ian	TE	6-4	260	06/06/96	22	R	Indiana	Baltimore, Md.	D4a '18	9/3/0/0



# CAROLINA PANTHERS BY POSITION



No	Name	Pos	Ht	Wt	DOB	Age	Exp	College	Hometown	How Acq	
<b>QUARTERBACKS (2)</b>											
6	Heinicke, Taylor	QB	6-1	210	03/15/93	25	3	Old Dominion	Lawrenceville, Ga.	FA '18	2/0/7/0
1	Newton, Cam	QB	6-5	245	05/11/89	29	8	Auburn	College Park, Ga.	D1 '11	9/9/0/0
<b>RUNNING BACKS (5)</b>											
40	Armah, Alex	FB	6-2	255	05/17/94	24	2	West Georgia	Lawrenceville, Ga.	D6 '17	9/1/0/0
34	Artis-Payne, Cameron	RB	5-10	215	06/23/90	28	4	Auburn	Harrisburg, Pa.	D5b '15	2/0/0/7
23	Barner, Kenjon	RB	5-9	195	04/28/89	29	5	Oregon	Riverside, Calif.	WV '18 (NE)	0/0/0/0
38	Cadet, Travaris	RB	6-1	210	02/01/89	29	7	Appalachian State	Miami, Fla.	FA '18	0/0/0/0
22	McCaffrey, Christian	RB	5-11	205	06/07/96	20	2	Stanford	Highlands Ranch, Colo.	D1 '17	9/9/0/0
<b>WIDE RECEIVERS (6)</b>											
18	Byrd, Damiere	WR	5-9	180	01/27/93	25	3	South Carolina	Sicklerville, N.J.	FA '15	6/0/0/3
17	Funchess, Devin	WR	6-4	225	05/21/94	24	4	Michigan	Farmington, Mich.	D2 '15	9/9/0/0
12	Moore, DJ	WR	6-0	210	04/14/97	21	R	Maryland	Philadelphia, Pa.	D1 '18	9/3/0/0
10	Samuel, Curtis	WR	5-11	195	08/11/96	22	2	Ohio State	Brooklyn, N.Y.	D2a '17	6/2/0/3
11	Smith, Torrey	WR	6-0	205	01/26/89	29	8	Maryland	Falmouth, Va.	TR '18 (PHI)	6/5/0/3
13	Wright, Jarius	WR	5-10	191	11/25/89	28	7	Arkansas	Warren, Ark.	FA '18	9/5/0/0
<b>TIGHT ENDS (3)</b>											
82	Manhertz, Chris	TE	6-6	255	04/10/92	26	3	Canisius	New York, N.Y.	WV '16 (NO)	9/2/0/0
88	Olsen, Greg	TE	6-5	255	03/11/85	33	12	Miami (Fla.)	Wayne, N.J.	TR '11 (CHI)	6/6/0/3
80	Thomas, Ian	TE	6-4	260	06/06/96	22	R	Indiana	Baltimore, Md.	D4a '18	9/3/0/0
<b>OFFENSIVE LINEMEN (9)</b>											
74	Clark, Chris	T	6-5	305	10/01/85	33	9	Southern Mississippi	New Orleans, La.	FA '18	8/8/0/0
67	Kalil, Ryan	C	6-2	300	03/29/85	33	12	Southern California	Corona, Calif.	D2b '07	9/9/0/0
69	Larsen, Tyler	C	6-4	325	07/08/91	27	3	Utah State	Sandy, Utah	FA '16	9/2/0/0
63	Mahon, Brendan	G	6-4	320	01/17/95	23	R	Penn State	Randolph, N.J.	FA '18	2/0/0/7
72	Moton, Taylor	T	6-5	325	03/18/94	22	2	Western Michigan	Okemos, Mich.	D2b '17	9/9/0/0
71	Newhouse, Marshall	T	6-4	330	09/29/88	30	9	Texas Christian	Dallas, Texas	TR '18 (BUF)	4/0/2/0
65	Silatolu, Amini	G	6-4	305	09/16/88	30	6	Midwestern State	Tracy, Calif.	FA '17	6/0/0/3
70	Turner, Trai	G	6-3	315	06/14/93	25	5	Louisiana State	New Orleans, La.	D3 '14	7/7/0/2
73	Van Roten, Greg	G	6-3	305	02/26/90	28	4	Pennsylvania	Mineola, N.Y.	FA'17	9/9/0/0
<b>SPECIALISTS (3)</b>											
9	Gano, Graham	K	6-2	202	04/09/87	31	9	Florida State	Cantonment, Fla.	FA '12	9/0/0/0
44	Jansen, J.J.	LS	6-2	235	01/20/86	32	11	Notre Dame	Phoenix, Ariz.	TR '09 (GB)	9/0/0/0
5	Palardy, Michael	P	5-11	200	07/06/92	26	3	Tennessee	Fort Lauderdale, Fla.	FA '16	9/0/0/0
<b>DEFENSIVE LINEMEN (10)</b>											
97	Addison, Mario	DE	6-3	260	09/06/87	31	8	Troy	Tarrant, Ala.	FA '12	9/9/0/0
92	Butler, Vernon	DT	6-4	330	06/14/94	24	3	Louisiana Tech	Summit, Miss.	D1 '16	9/0/0/0
91	Cox Jr., Bryan	DE	6-3	270	06/25/94	24	2	Florida	Ft. Lauderdale, Fla.	FA '17	5/0/0/4
98	Haynes, Marquis	DE	6-2	235	12/16/93	24	R	Mississippi	Jacksonville, Fla.	D4b '18	1/0/0/8
96	Horton, Wes	DE	6-5	265	12/17/89	28	6	Southern California	Sherman Oaks, Calif.	FA '16	9/3/0/0
93	Love, Kyle	DT	6-1	310	11/18/86	32	7	Mississippi State	College Park, Ga.	FA '16	9/0/0/0
94	Obada, Efe	DE	6-6	265	04/13/92	26	1	none	London, England	FA '17	7/0/0/2
90	Peppers, Julius	DE	6-7	295	01/18/80	38	17	North Carolina	Bailey, N.C.	UFA '17 (GB)	9/6/0/0
95	Poe, Dontari	DT	6-3	346	08/18/90	27	7	Memphis	Memphis, Tenn.	UFA '18 (ATL)	9/9/0/0
99	Short, Kawann	DT	6-3	315	02/02/89	29	6	Purdue	East Chicago, Ind.	D2 '13	9/9/0/0
<b>LINEBACKERS (7)</b>											
56	Carter Jr, Jermaine	LB	6-1	225	01/14/95	23	R	Maryland	Rockville, Md.	D5 '18	9/0/0/0
58	Davis, Thomas	LB	6-1	235	03/22/83	35	14	Georgia	Shellman, Ga.	D1 '05	5/5/0/0
53	Jacobs, Ben	LB	6-4	240	04/17/88	30	5	Fresno State	Las Vegas, Nev.	FA '16	9/0/0/0
59	Kuechly, Luke	LB	6-3	238	04/20/91	27	7	Boston College	Cincinnati, Ohio	D1 '12	9/9/0/0
55	Mayo, David	LB	6-2	245	08/08/93	25	4	Texas State	Scappoose, Ore	D5a '15	9/3/0/0
57	Smith, Andre	LB	6-0	240	04/20/97	21	R	North Carolina	Jacksonville, Fla.	D7a '18	1/0/0/8
54	Thompson, Shaq	LB	6-0	230	04/21/94	24	4	Washington	Sacramento, Calif.	D1 '15	9/7/0/0
<b>DEFENSIVE BACKS (8)</b>											
29	Adams, Mike	S	5-11	205	03/24/81	37	15	Delaware	Wayne, N.J.	UFA '17 (IND)	9/9/0/0
24	Bradberry, James	CB	6-1	212	08/04/93	25	3	Samford	Pleasant Grove, Ala.	D2 '16	9/9/0/0
35	Elder, Corn	CB	5-10	185	10/09/94	24	2	Miami (Fla.)	Nashville, Tenn.	D5 '17	6/0/0/3
28	Gaulden, Rashaan	S	6-1	200	01/23/95	23	R	Tennessee	Spring Hill, Tenn.	D3 '18	8/0/0/1
26	Jackson, Donte	CB	5-10	180	11/08/95	23	R	Louisiana State	Metarie, La.	D2 '18	9/9/0/0
42	Jones, Colin	S	6-0	205	10/27/87	31	8	Texas Christian	Bridgeport, Texas	TR '12 (SF)	9/1/0/0
41	Munnerlyn, Captain	CB	5-9	195	04/10/88	30	10	South Carolina	Mobile, Ala.	UFA '17 (MIN)	9/3/0/0
25	Reid, Eric	S	6-1	215	12/10/91	26	6	Louisiana State	Geismar, La.	FA '18	6/6/0/0

WON 6, LOST 4				* RUSHING				No. Yds Avg Long TD							
09/09 W 16- 8	Dallas	74,532	McCaffrey	136	632	4.6	45	4							
09/16 L 24-31	at Atlanta	72,528	Newton	77	354	4.6	29	4							
09/23 W 31-21	Cincinnati	72,161	Moore	8	122	15.3	32	0							
10/07 W 33-31	N.Y. Giants	74,221	C. Anderson	24	104	4.3	22	0							
10/14 L 17-23	at Washington	60,482	Barner LG	19	71	3.7	11	0							
10/21 W 21-17	at Philadelphia	69,696	Samuel	4	43	10.8	33t	2							
10/28 W 36-21	Baltimore	73,843	Wright	1	34	34.0	34	0							
11/04 W 42-28	Tampa Bay	73,513	Armah	7	14	2.0	4	2							
11/08 L 21-52	at Pittsburgh	62,881	Artis-Payne	1	1	1.0	1	0							
11/18 L 19-20	at Detroit	61,999	Heinicke	2	-2	-1.0	-1	0							
11/25	Seattle		TEAM	260	1302	5.0	45	12							
12/02	at Tampa Bay		OPPONENTS	230	985	4.3	36	7							
12/09	at Cleveland		* RECEIVING	No.	Yds	Avg	Long	TD							
12/17	New Orleans		McCaffrey	60	496	8.3	34	4							
12/23	Atlanta		Funchess	41	516	12.6	27	3							
12/30	at New Orleans		Moore	30	474	15.8	82	2							
	Car.	Opp.	Olsen	24	267	11.1	23	4							
TOTAL FIRST DOWNS				214	210	Wright	24	232	9.7	28	1				
			Samuel	17	179	10.5	25t	3							
			T. Smith	16	171	10.7	35	2							
			Thomas	11	87	7.9	27	0							
			C. Anderson	1	24	24.0	24t	1							
			Byrd	1	8	8.0	8	0							
			Manhertz	1	2	2.0	2	0							
			TEAM	226	2456	10.9	82	20							
POSSESSION AVG.				30:14	29:46	OPPONENTS	241	2676	11.1	75t	23				
TOTAL NET YARDS				3602	3524	* INTERCEPTIONS	No.	Yds	Avg	Long	TD				
			Jackson	4	0	0.0	0	0							
			Adams	3	11	3.7	18	0							
			Reid	1	39	39.0	39	0							
NET YARDS RUSHING				1302	985	Munnerlyn	1	2	2.0	2	0				
			Kuechly	1	0	0.0	0	0							
			Obada	1	0	0.0	0	0							
NET YARDS PASSING				2300	2539	TEAM	11	52	4.7	39	0				
			OPPONENTS	6	93	15.5	29	1							
			* PUNTING	No.	Yds	Avg	Net	TB	In	Lg	B				
			Palardy	42	1902	45.3	41.0	3	19	59	0				
			TEAM	42	1902	45.3	41.0	3	19	59	0				
			OPPONENTS	38	1747	46.0	41.8	2	17	57	0				
			* PUNT RETURNS	Ret	FC	Yds	Avg	Long	TD						
			Byrd	9	5	85	9.4	30	0						
			Moore	6	3	32	5.3	15	0						
PUNTS/AVERAGE				42/45.3	38/46.0	TEAM	15	8	117	7.8	30	0			
			OPPONENTS	15	17	122	8.1	23	0						
NET PUNTING AVG.				42/41.0	38/41.8	Moore	6	3	32	5.3	15	0			
PENALTIES/YARDS				56/472	52/433	TEAM	15	8	117	7.8	30	0			
FUMBLES/BALL LOST				11/4	13/4	OPPONENTS	15	17	122	8.1	23	0			
TOUCHDOWNS				33	31	* KICKOFF RETURNS	No.	Yds	Avg	Long	TD				
			Rushing	12	7	Samuel	10	209	20.9	32	0				
			Passing	20	23	Byrd	2	34	17.0	22	0				
			Returns	1	1	Moore	2	44	22.0	26	0				
* SCORE BY PERIODS				Q1	Q2	Q3	Q4	OT	PTS	TEAM	14	287	20.5	32	0
TEAM				52	95	13	100	0	260	OPPONENTS	14	344	24.6	50	0
OPPONENTS				62	71	55	64	0	252	* FIELD GOALS	1-19	20-29	30-39	40-49	50+
* SCORING				TD-Ru-Pa-Rt	K-PAT	FG	S	PTS	Gano	0/					

**CAROLINA PANTHERS 2018 REGULAR SEASON DEFENSIVE STATISTICS (coaches film review)**

PLAYER	TACKLES			SACKS	QBP	FF	FR	INT	YDS	PD	TD
	TOTAL	SOLO	ASSIST								
Luke Kuechly	101	81	20	2.0	6	-	-	1	0	1	-
Shaq Thompson	65	42	23	2.0	7	-	-	-	-	-	-
Mike Adams	58	51	7	-	3	-	-	3	11	4	-
Donte Jackson	49	44	5	1.0	-	1	-	4	0	4	-
James Bradberry	45	37	8	-	1	-	-	-	-	14	-
Eric Reid	43	40	3	1.0	2	-	-	1	39	1	-
Thomas Davis	39	21	18	-	8	-	-	-	-	4	-
Kawann Short	34	22	12	2.0	13	1	-	-	-	-	-
Captain Munnerlyn	28	23	5	-	5	-	1	-	-	4	-
Mario Addison	28	23	5	7.5	6	2	-	-	-	-	-
Dontari Poe	19	7	12	-	7	-	-	-	-	-	-
Vernon Butler	16	8	8	-	9	-	1	-	-	-	-
Wes Horton	14	11	3	1.5	4	-	-	-	-	-	-
Julius Peppers	16	13	3	4.0	6	2	-	-	-	5	-
Colin Jones	13	11	2	-	-	-	-	-	-	-	-
Kyle Love	13	11	2	-	10	2	1	-	-	1	-
Rashaan Gaulden	10	8	2	-	-	-	-	-	-	-	-
Da'Norris Searcy	7	5	2	-	-	-	-	-	-	-	-
Efe Obada	5	4	1	1.0	4	-	-	1	0	2	-
Jermaine Carter, Jr.	4	2	2	-	1	-	-	-	-	-	-
David Mayo	4	2	2	-	2	-	-	-	-	-	-
Corn Elder	3	1	2	-	-	-	-	-	-	-	-
Bryan Cox, Jr.	7	4	3	-	1	-	-	-	-	-	-
Marquis Haynes	1	1	0	-	-	-	-	-	-	-	-

**CAROLINA PANTHERS 2018 REGULAR SEASON SPECIAL TEAMS STATISTICS (coaches film review)**

PLAYER	TACKLES	FF	FR	BLK	TD
Curtis Samuel	6	-	-	-	-
Ben Jacobs	5	-	-	-	-
Rashaan Gaulden	4	-	-	-	-
Colin Jones	3	-	1	-	1
Shaq Thompson	3	-	-	-	-
Ian Thomas	2	-	-	-	-
Alex Armah	2	-	-	-	-
Damiere Byrd	1	-	-	-	-
Jermaine Carter	1	-	-	-	-
Lorenzo Doss	1	-	-	-	-
Graham Gano	1	-	-	-	-
Marquis Haynes	1	-	-	-	-
Donte Jackson	1	-	-	-	-
J.J. Jansen	1	-	-	-	-
David Mayo	1	-	-	-	-
Jared Norris	1	-	-	-	-
Eric Reid	1	-	-	-	-
Andre Smith	1	-	-	-	-





***GAME-BY-GAME  
STATISTICS***

# CAROLINA PANTHERS - 2018

## TEAM STATISTICS

	FIRST DOWNS				THIRD DOWN			TOTAL OFFENSE									INT BY PANTHERS				PUNTS	PUNT RETURNS					KO RETURNS				PEN.	FUM	SCORING							
	T	R	Pa	Pe	MADE	ATT	%	YDS	PLAYS	RUSH	ATT	PASS	ATT	COM	INT	SK (YDS)	NO	YDS	LG	TD	NO-AVG.	NO	YDS	FC	LG	TD	NO	YDS	LG	TD	NO (YDS)	NO (LT)	TDS	RU	PA	RT	K-PAT	2-pt.	FG	
09-09 DALLAS	20	9	9	2	4	12	33.3	293	61	147	32	146	26	17	0	3 (15)	0	0	0	0	6-47.8	4	62	2	30	0	0	0	-	0	9 (80)	2 (1)	2	2	0	0	1-1	0	1	
09-16 at Atlanta	27	6	20	1	5	11	45.5	439	65	121	18	318	45	32	1	2 (17)	1	0	0	0	4-47.8	2	9	0	5	0	1	26	26	0	7 (49)	0 (0)	3	0	3	0	3-3	0	1	
09-23 CINCINNATI	23	11	10	2	6	13	46.2	377	66	230	41	147	24	15	0	1 (3)	4	4	4	0	4-41.3	1	4	1	4	0	0	0	-	0	3 (17)	1 (0)	4	2	2	0	4-4	0	1	
10-07 NEW YORK GIANTS	21	6	12	3	4	13	30.8	350	67	118	31	232	35	21	2	1 (5)	2	18	18	0	3-51.0	1	-3	1	-3	0	0	0	-	0	4 (22)	1 (0)	3	0	2	1	3-3	0	4	
10-14 at Washington	22	7	15	0	3	9	33.3	350	59	81	18	269	40	27	1	1 (6)	0	0	0	0	3-44.3	1	0	0	0	0	2	37	20	0	8 (55)	3 (2)	2	0	2	0	0-1	1	1	
10-21 at Philadelphia	19	6	13	0	5	11	45.5	371	58	121	17	250	39	25	0	2 (19)	0	0	0	0	5-41.8	2	12	0	9	0	3	69	32	0	5 (78)	0 (0)	3	1	2	0	1-2	1	0	
10-28 BALTIMORE	22	7	14	1	6	12	50.0	386	63	154	33	232	30	22	0	0 (0)	2	-5	2	0	3-45.7	2	21	0	17	0	1	14	14	0	4 (30)	1 (0)	4	2	2	0	3-3	0	3	
11-04 TAMPA BAY	22	8	11	3	4	10	40.0	407	59	179	32	228	25	19	0	2 (19)	2	39	39	0	4-50.0	1	12	2	12	0	0	0	-	0	9 (84)	1 (0)	6	4	2	0	6-6	0	0	
11-08 at Pittsburgh	18	5	12	1	4	11	36.4	242	56	95	22	147	29	23	1	5 (46)	0	0	0	0	5-41.0	0	0	0	0	0	5	107	31	0	5 (42)	2 (1)	3	1	2	0	3-3	0	0	
11-18 at Detroit	20	4	16	0	5	11	45.5	387	57	56	16	331	38	25	1	3 (26)	0	0	0	0	5-44.4	1	-1	1	0	0	2	34	22	0	2 (15)	0 (0)	3	0	3	0	1-2	0	0	
REGULAR SEASON TOTALS	214	69	132	13	46	113	40.7	3602	611	1302	260	2300	331	226	6	17 (130)	11	56	39	0	42-45.3	15	116	7	30	0	14	287	32	0	56 (472)	11 (4)	33	12	20	1	25 (28)	2	11	

# CAROLINA PANTHERS - 2018

## OPPONENT STATISTICS

	FIRST DOWNS				THIRD DOWN			TOTAL OFFENSE										INT BY OPPONENTS				PUNTS	PUNT RETURNS					KO RETURNS				PEN.	FUM	SCORING									
	T	R	Pa	Pe	MADE	ATT	%	YDS	PLAYS	RUSH	ATT	PASS	ATT	COM	INT	SK (YDS)	NO	YDS	LG	TD	NO-AVG.	NO	YDS	FC	LG	TD	NO	YDS	LG	TD	NO(YDS)	NO(LT)	TDS	RU	PA	RT	K-PAT	2-pt	FG				
09-09 DALLAS	17	4	10	3	2	11	18.2	232	57	94	22	138	29	19	0	6 (32)	0	0	0	0	6-48.8	2	13	3	15	0	4	0	-	0	10 (85)	1 (1)	1	1	0	0	0-0	1	0				
09-16 at Atlanta	23	10	12	1	6	11	54.5	442	60	170	32	272	28	23	1	0 (0)	1	28	28	0	4-44.8	1	3	2	3	0	2	50	32	0	2 (26)	3 (0)	4	2	2	0	4-4	0	1				
09-23 CINCINNATI	25	6	18	1	4	10	40.0	396	61	66	13	330	46	29	4	2 (22)	0	0	0	0	3-44.0	1	9	3	9	0	6	0	-	0	4 (36)	0 (0)	3	1	2	0	3-3	0	0				
10-07 NEW YORK GIANTS	18	3	15	0	0	7	0.0	432	54	50	16	382	37	23	2	1 (1)	2	41	29	0	2-49.5	3	15	0	15	0	3	103	29	0	8 (62)	2 (1)	3	0	3	0	2-2	1	3				
10-14 at Washington	18	7	10	1	7	16	43.8	288	67	132	28	156	36	21	0	3 (7)	1	7	7	0	4-41.0	1	10	1	10	0	2	24	18	0	5 (43)	1 (0)	2	0	2	0	2-2	0	3				
10-21 at Philadelphia	21	6	14	1	3	12	25.0	342	65	58	24	284	37	30	0	4 (26)	0	0	0	0	3-45.0	2	14	0	13	0	3	73	30	0	4 (35)	3 (1)	2	0	2	0	2-2	0	1				
10-28 BALTIMORE	20	8	11	1	6	12	50.0	325	64	101	18	224	44	26	2	2 (14)	0	0	0	0	3-51.0	1	23	0	23	0	1	39	39	0	9 (68)	1 (1)	3	1	2	0	3-3	0	0				
11-04 TAMPA BAY	23	3	17	3	5	12	41.7	301	65	82	21	219	41	24	2	3 (24)	0	0	0	0	5-46.2	2	15	1	8	0	1	25	25	0	8 (49)	1 (0)	4	0	4	0	4-4	0	0				
11-08 at Pittsburgh	25	10	14	1	8	11	72.7	457	58	138	30	319	27	23	0	1 (6)	1	17	17	1	2-40.0	1	10	3	10	0	1	10	10	0	1 (24)	1 (0)	7	1	5	1	7-7	0	1				
11-18 at Detroit	20	9	11	0	4	12	33.3	309	64	94	26	215	37	23	0	1 (5)	1	0	0	0	6-46.8	1	10	4	10	0	1	20	20	0	1 (5)	0 (0)	2	1	1	0	2-2	0	2				
REGULAR SEASON TOTALS	210	66	132	12	45	114	39.5	3524	615	985	230	2539	362	241	11	23 (137)	6	93	29	1	38-46.0	15	122	17	23	0	24	344	39	0	52 (433)	13 (4)	31	7	23	1	29-29	2	11				



## CAROLINA PANTHERS - 2018 SCORING SUMMARY

	PANTHERS							OPPONENT						
	1ST	2ND	3RD	4TH	OT	TOTAL	PANTHERS FIELD GOALS	1ST	2ND	3RD	4TH	OT	TOTAL	OPPONENT FIELD GOALS
09-09 DALLAS	0	10	0	6		16	G. Gano (27)	0	0	0	8		8	none
09-16 at Atlanta	3	7	0	14		24	G. Gano (54)	3	14	7	7		31	M. Bryant (44)
09-23 CINCINNATI	7	14	7	3		31	G. Gano (40)	7	7	7	0		21	none
10-07 NEW YORK GIANTS	7	13	0	13		33	G. Gano (47, 47, 39, 63)	3	10	3	15		31	A. Rosas (42, 53, 36)
10-14 at Washington	0	6	3	8		17	G. Gano (32)	14	3	0	6		23	D. Hopkins (49, 56, 29)
10-21 at Philadelphia	0	0	0	21		21	none	0	10	7	0		17	J. Elliott (46)
10-28 BALTIMORE	7	17	3	9		36	G. Gano (54, 44, 30)	7	0	7	7		21	none
11-04 TAMPA BAY	14	21	0	7		42	none	0	14	7	7		28	none
11-08 at Pittsburgh	7	7	0	7		21	none	21	10	14	7		52	C. Boswell (50)
11-18 at Detroit	7	0	0	12		19	none	7	3	3	7		20	M. Prater (54, 32)
TOTALS	52	95	13	100	0	260	11/12 FGs	62	71	55	64	0	252	11/13 FGs

# CAROLINA PANTHERS - 2018

## PASSING

6 HEINICKE

	W/L	P/S	ATT	COMP	YDS	PCT	TD	INT	LG	SACKS (LOST)	RATING
09-09 DALLAS	W										-
09-16 at Atlanta	L										
09-23 CINCINNATI	W										
10-07 NEW YORK GIANTS	W										
10-14 at Washington	L										
10-21 at Philadelphia	W										
10-28 BALTIMORE	W	P	1	1	13	100.0	0	0	13	0 (0)	118.8
11-04 TAMPA BAY	W										
11-08 at Pittsburgh	L	P	0	0	0	-	0	0	0	0 (0)	
11-18 at Detroit	L	P	1	0	0	0.0	0	0	0	0 (0)	39.6
2018 TOTALS		3/0	2	1	13	50.0	0	0	13	0 (0)	70.8
PANTHERS TOTALS		3/0	2	1	13	50.0	0	0	13	0 (0)	70.8
CAREER TOTALS		4/0	3	2	23	66.7	0	0	10	1 (16)	89.6

1 NEWTON

								SACKS	
P/S	ATT	COMP	YDS	PCT	TD	INT	LG	(LOST)	RATING
S	26	17	161	65.4	0	0	19	3 (15)	82.4
S	45	32	335	71.1	3	1	51	2 (17)	105.3
S	24	15	150	62.5	2	0	27	1 (3)	108.0
S	35	21	237	60.0	2	2	27	1 (5)	75.5
S	40	27	275	67.5	2	1	23	1 (6)	93.2
S	39	25	269	64.1	2	0	35	2 (19)	101.3
S	29	21	219	72.4	2	0	33	0 (0)	116.9
S	25	19	247	76.0	2	0	32	2 (19)	133.3
S	29	23	193	79.3	2	1	25	5 (46)	103.0
S	37	25	357	67.6	3	1	82	3 (26)	114.4
10/10	329	225	2443	68.4	20	6	82	17 (130)	102.7
119/118	3749	2226	27517	59.4	178	100	91	273 (2073)	86.9
119/118	3749	2226	27517	59.4	178	100	91	273 (2073)	86.9

S = Started

P = Played

blank space indicates not on roster

CAROLINA PANTHERS - 2018  
RECEIVING - PAGE 1

	20 ANDERSON						
	W/L	P/S	NO	YDS	AVG	LG	TD
09-09 DALLAS	W	P	0	0	-	-	0
09-16 at Atlanta	L	S	0	0	-	-	0
09-23 CINCINNATI	W	P	1	24	24.0	<b>24</b>	1
10-07 NEW YORK GIANTS	W	P	0	0	-	-	0
10-14 at Washington	L	P	0	0	-	-	0
10-21 at Philadelphia	W	P	0	0	-	-	0
10-28 BALTIMORE	W	P	0	0	-	-	0
11-04 TAMPA BAY	W	P	0	0	-	-	0
11-08 at Pittsburgh	L	P	0	0	-	-	0
11-18 at Detroit			Not on roster				
2018 TOTALS		9/1	1	24	24.0	<b>24</b>	1
PANTHERS TOTALS		9/1	1	24	24.0	<b>24</b>	1
CAREER TOTALS		67/37	104	883	8.5	51	5

40 ARMAH					
P/S	NO	YDS	AVG	LG	TD
P	0	0	-	-	0
P	0	0	-	-	0
P	0	0	-	-	0
S	0	0	-	-	0
P	0	0	-	-	0
P	0	0	-	-	0
P	0	0	-	-	0
P	0	0	-	-	0
P	0	0	-	-	0
P	0	0	-	-	0
10/1	0	0	-	-	0
19/1	0	0	-	-	0
19/1	0	0	-	-	0

34 ARTIS-PAYNE					
P/S	NO	YDS	AVG	LG	TD
INACTIVE					
P	0	0	-	-	0
P	0	0	-	-	0
INACTIVE					
INACTIVE					
INACTIVE					
INACTIVE					
INACTIVE					
P	0	0	-	-	0
3/0	0	0	#DIV/0!	0	0
26/3	7	71	10.1	20	0
26/3	7	71	10.1	20	0

18 BYRD					
P/S	NO	YDS	AVG	LG	TD
P	0	0	-	-	0
INACTIVE					
INACTIVE					
P	0	0	-	-	0
INACTIVE					
P	1	8	8	8	0
P	0	0	-	-	0
P	0	0	-	-	0
P	0	0	-	-	0
6/0	1	8	8.0	8	0
15/3	12	129	10.8	31	2
15/3	12	129	10.8	31	2

	17 FUNCHESS						
	W/L	P/S	NO	YDS	AVG	LG	TD
09-09 DALLAS	W	S	3	41	13.7	15	0
09-16 at Atlanta	L	S	7	77	11.0	27	0
09-23 CINCINNATI	W	S	4	67	16.8	27	1
10-07 NEW YORK GIANTS	W	S	4	53	13.3	21	0
10-14 at Washington	L	S	5	74	14.8	23	1
10-21 at Philadelphia	W	S	6	62	10.3	18	1
10-28 BALTIMORE	W	S	3	27	9.0	18	0
11-04 TAMPA BAY	W	S	4	44	11.0	23	0
11-08 at Pittsburgh	L	S	3	32	10.7	15	0
11-18 at Detroit	L	S	2	39	19.5	23	0
2018 TOTALS		10/10	41	516	12.6	27	3
PANTHERS TOTALS		57/38	158	2200	13.9	52	20
CAREER TOTALS		57/38	158	2200	13.9	52	20

82 MANHERTZ					
P/S	NO	YDS	AVG	LG	TD
P	0	0	-	-	0
P	0	0	-	-	0
P	0	0	-	-	0
S	0	0	-	-	0
P	1	2	2.0	2	0
P	0	0	-	-	0
P	0	0	-	-	0
P	0	0	-	-	0
S	0	0	-	-	0
P	0	0	-	-	0
10/2	1	2	2.0	2	0
29/6	4	29	7.3	11	0
33/8	4	29	7.3	11	0

22 MCCAFFREY					
P/S	NO	YDS	AVG	LG	TD
S	6	45	7.5	14	0
S	14	102	7.3	28	0
S	2	10	5.0	11	0
S	5	35	7.0	<b>18</b>	1
S	7	46	6.6	15	0
S	6	51	8.5	22	0
S	4	11	2.8	8	1
S	5	78	15.6	23	0
S	5	61	12.2	<b>25</b>	2
S	6	57	9.5	34	0
10/10	60	496	8.3	34	4
26/20	140	1147	8.2	37	9
26/20	140	1147	8.2	37	9

12 MOORE					
P/S	NO	YDS	AVG	LG	TD
P	0	0	-	-	0
P	1	51	51.0	<b>51</b>	1
P	1	3	3.0	3	0
P	4	49	12.3	20	0
P	4	59	14.8	18	0
P	3	29	9.7	16	0
S	5	90	18.0	33	0
S	1	16	16.0	16	0
S	4	20	5.0	11	0
S	7	157	22.4	82	1
10/4	30	474	15.8	82	2
10/4	30	474	15.8	82	2
10/4	30	474	15.8	82	2

S = Started  
P = Played  
blank space indicates not on roster



CAROLINA PANTHERS - 2018  
RECEIVING - PAGE 2

	88 OLSEN							
	W/L	P/S	NO		YDS	AVG	LG	TD
09-09 DALLAS	W	S	2		33	16.5	19	0
09-16 at Atlanta	L		INACTIVE					
09-23 CINCINNATI	W		INACTIVE					
10-07 NEW YORK GIANTS	W		INACTIVE					
10-14 at Washington	L	S	4	48	12.0	18	0	
10-21 at Philadelphia	W	S	2	5	2.5	4	1	
10-28 BALTIMORE	W	S	4	56	14.0	17	1	
11-04 TAMPA BAY	W	S	6	76	12.7	23	1	
11-08 at Pittsburgh	L	S	4	40	10.0	14	0	
11-18 at Detroit	L	S	2	9	4.5	8	1	
2018 TOTALS		7/7	24	267	11.1	23	4	
PANTHERS TOTALS		110/107	469	5842	12.5	78	37	
CAREER TOTALS		172/146	663	7823	11.8	78	57	

10 SAMUEL						
P/S	NO	YDS	AVG	LG	TD	
	INACTIVE					
	INACTIVE					
	INACTIVE					
P	2	37	18.5	<b>25</b>	1	
P	0	0	-	-	0	
P	1	16	16.0	16	0	
S	3	28	9.3	11	0	
S	2	25	12.5	<b>19</b>	1	
P	4	18	4.5	11	0	
P	5	55	11.0	17	1	
8/2	17	179	10.5	<b>25</b>	3	
16/6	32	294	9.2	<b>25</b>	3	
16/6	32	294	9.2	<b>25</b>	3	

11 SMITH					
P/S	NO	YDS	AVG	LG	TD
S	1	15	15.0	15	0
S	3	33	11.0	26	1
S	3	19	6.3	8	0
P	0	0	-	-	0
S	5	43	8.6	18	1
S	4	61	15.3	35	0
			INACTIVE		
			INACTIVE		
			INACTIVE		
			INACTIVE		
6/5	16	171	10.7	35	2
6/5	16	171	10.7	35	2
114/105	318	5122	16.1	76	41

80 THOMAS					
P/S	NO	YDS	AVG	LG	TD
P	2	4	2.0	7	0
S	2	10	5.0	8	0
S	3	20	6.7	18	0
S	3	38	12.7	27	0
P	0	0	-	-	0
P	0	0	-	-	0
P	1	15	15	15	0
P	0	0	-	-	0
P	0	0	-	-	0
P	0	0	-	-	0
10/3	11	87	7.9	27	0
10/3	11	87	7.9	27	0
10/3	11	87	7.9	27	0

	13 WRIGHT						
	W/L	P/S	NO	YDS	AVG	LG	TD
09-09 DALLAS	W	S	3	23	7.7	10	0
09-16 at Atlanta	L	P	5	62	12.4	22	1
09-23 CINCINNATI	W	S	1	7	7.0	7	0
10-07 NEW YORK GIANTS	W	P	3	25	8.3	27	0
10-14 at Washington	L	S	1	3	3.0	3	0
10-21 at Philadelphia	W	S	2	37	18.5	28	0
10-28 BALTIMORE	W	P	2	5	2.5	7	0
11-04 TAMPA BAY	W	P	1	8	8.0	8	0
11-08 at Pittsburgh	L	P	3	22	7.3	9	0
2018 TOTALS		9/4	21	192	9.1	28	1
PANTHERS TOTALS		9/4	21	192	9.1	28	1
CAREER TOTALS		88/19	174	2231	12.8	87	11

S = Started  
P = Played  
blank space indicates not on roster

CAROLINA PANTHERS - 2018  
RUSHING - PAGE 1

	W/L	P/S	NO	YDS	AVG	LG	TD
09-09 DALLAS	W	P	7	35	5.0	9	0
09-16 at Atlanta	L	S	3	31	10.3	22	0
09-23 CINCINNATI	W	P	2	9	4.5	6	0
10-07 NEW YORK GIANTS	W	P	4	9	2.3	5	0
10-14 at Washington	L	P	0	0	-	-	0
10-21 at Philadelphia	W	P	0	0	-	-	0
10-28 BALTIMORE	W	P	5	20	4.0	7	0
11-04 TAMPA BAY	W	P	1	1	1.0	1	0
11-08 at Pittsburgh	L	P	2	-1	-0.5	3	0
11-18 at Detroit	L		Not on roster				
2018 TOTALS		9/1	24	104	4.3	22	0
PANTHERS TOTALS		9/1	24	104	4.3	22	0
CAREER TOTALS		67/37	717	3155	4.4	48	20

40 ARMAH					
P/S	NO	YDS	AVG	LG	TD
P	1	1	1.0	1	1
P	1	4	4.0	4	0
P	1	1	1.0	1	0
S	1	4	4.0	4	0
P	0	0	-	-	0
P	0	0	-	-	0
P	0	0	-	-	0
P	1	1	1.0	1	1
P	2	3	1.5	3	0
P	0	0	-	-	0
10/1	7	14	2.0	4	2
19/1	7	14	2.0	4	2
19/1	7	14	2.0	4	2

34 ARTIS-PAYNE					
P/S	NO	YDS	AVG	LG	TD
			INACTIVE		
P	0	0	-	-	0
P	0	0	-	-	0
			INACTIVE		
			INACTIVE		
			INACTIVE		
			INACTIVE		
			INACTIVE		
			INACTIVE		
P	1	1	1.0	1	0
3/0	1	1	-	1	0
26/3	100	423	4.2	43	4
26/3	100	423	4.2	43	4

22 MCCAFFREY					
P/S	NO	YDS	AVG	LG	TD
S	10	50	5.0	15	0
S	8	37	4.6	11	0
S	28	184	6.6	45	0
S	17	58	3.4	14	0
S	8	20	2.5	9	0
S	7	29	4.1	15	0
S	14	45	3.2	12	1
S	17	79	4.6	35	2
S	14	77	5.5	21	1
S	13	53	4.1	10	0
10/10	136	632	4.6	45	4
26/20	253	1067	4.2	45	6
26/20	253	1067	4.2	45	6

	12 MOORE						
	W/L	P/S	NO	YDS	AVG	LG	TD
09-09 DALLAS	W	P	1	3	3.0	3	0
09-16 at Atlanta	L	P	1	7	7.0	7	0
09-23 CINCINNATI	W	P	0	0	0.0	0	0
10-07 NEW YORK GIANTS	W	P	1	18	18.0	18	0
10-14 at Washington	L	P	1	18	18.0	18	0
10-21 at Philadelphia	W	P	0	0	0.0	0	0
10-28 BALTIMORE	W	S	2	39	19.5	28	0
11-04 TAMPA BAY	W	S	1	32	32.0	32	0
11-08 at Pittsburgh	L	S	1	5	5.0	5	0
11-18 at Detroit	L	S	0	0	-	0	0
2018 TOTALS		10/4	8	122	15.3	32	0
PANTHERS TOTALS		10/4	8	122	15.3	32	0
CAREER TOTALS		10/4	8	122	15.3	32	0

1 NEWTON					
P/S	NO	YDS	AVG	LG	TD
S	13	58	4.5	29	1
S	5	42	8.4	16	0
S	10	36	3.6	12	2
S	8	29	3.6	9	0
S	9	43	4.8	15	0
S	7	49	7.0	14	0
S	10	52	5.2	<b>12</b>	1
S	11	33	3.0	12	0
S	2	10	5.0	8	0
S	2	2	1	2	0
10/10	77	354	4.6	29	4
119/118	905	4674	5.2	<b>72</b>	58
119/118	905	4674	5.2	<b>72</b>	58

10 SAMUEL					
P/S	NO	YDS	AVG	LG	TD
	INACTIVE				
	INACTIVE				
	INACTIVE				
P	0	0	-	-	0
P	0	0	-	-	0
P	2	9	4.5	<b>14</b>	1
S	0	0	-	-	0
S	1	33	33.0	<b>33</b>	1
P	1	1	1.0	1	0
P	0	0	-	-	0
7/2	4	43	10.8	<b>33</b>	2
16/6	8	107	13.4	<b>33</b>	2
16/6	8	107	13.4	<b>33</b>	2

13 WRIGHT					
P/S	NO	YDS	AVG	LG	TD
S	0	0	-	-	0
P	0	0	-	-	0
S	0	0	-	-	0
P	0	0	-	-	0
S	0	0	-	-	0
S	1	34	34.0	34	0
P	0	0	-	-	0
P	0	0	-	-	0
P	0	0	-	-	0
S	0	0	-	-	0
10/5	1	34	34.0	34	0
10/5	1	34	34.0	34	0
89/20	9	145	16.1	34	0

S = Started  
P = Played  
blank space indicates not on roster

# CAROLINA PANTHERS - 2018

## PUNTING

5 PALARDY

	P/S	NO	YDS	AVG	TB	IN20	LG	BLK	NET
09-09 DALLAS	1/0	6	287	47.8	1	3	52	0	42.3
09-16 at Atlanta	1/0	4	191	47.8	0	2	53	0	47.0
09-23 CINCINNATI	1/0	4	165	41.3	0	3	59	0	39.0
10-07 NEW YORK GIANTS	1/0	3	153	51.0	0	2	55	0	46.0
10-14 at Washington	1/0	3	133	44.3	1	0	53	0	34.3
10-21 at Philadelphia	1/0	5	209	41.8	1	3	54	0	35.0
10-28 BALTIMORE	1/0	3	137	45.7	0	2	51	0	38.0
11-04 TAMPA BAY	1/0	4	200	50.0	0	1	59	0	46.3
11-08 at Pittsburgh	1/0	5	205	41.0	0	2	46	0	39.0
11-18 at Detroit	1/0	5	222	44.4	0	1	52	0	42.4
2018 TOTALS	10/0	42	1902	45.3	3	19	59	0	41.0
PANTHERS TOTALS	33/0	149	6702	45.0	9	57	63	0	40.9
CAREER TOTALS	33/0	149	6702	45.0	9	57	63	0	40.9



## CAROLINA PANTHERS - 2018

### PUNT RETURNS

	18 BYRD					
	NO	YDS	AVG	FC	LG	TD
09-09 DALLAS	3	47	15.7	1	30	0
09-16 at Atlanta		INACTIVE				
09-23 CINCINNATI		INACTIVE				
10-07 NEW YORK GIANTS	1	-3	-3.0	1	-3	0
10-14 at Washington		INACTIVE				
10-21 at Philadelphia	1	9	9.0	0	9	0
10-28 BALTIMORE	2	21	10.5	0	17	0
11-04 TAMPA BAY	1	12	12.0	2	12	0
11-08 at Pittsburgh	0	0	-	0	0	0
11-18 at Detroit	1	-1	-1	1	-1	0
2018 TOTALS	9	85	9.4	5	30	0
PANTHERS TOTALS	10	94	9.4	5	30	0
CAREER TOTALS	10	94	9.4	5	30	0

22 MCCAFFREY					
NO	YDS	AVG	FC	LG	TD
0	0	-	0	0	0
0	0	-	0	0	0
0	0	-	0	0	0
0	0	-	0	0	0
0	0	-	0	0	0
0	0	-	0	0	0
0	0	-	0	0	0
0	0	-	0	0	0
0	0	-	0	0	0
0	0	-	0	0	0
0	0	0.0	0	0	0
22	162	7.4	9	21	0
22	162	7.4	9	21	0

12 MOORE					
NO	YDS	AVG	FC	LG	TD
1	15	15.0	1	15	0
2	9	4.5	0	5	0
1	4	4.0	1	4	0
0	0	0.0	0	0	0
1	0	0.0	1	0	0
1	3	3.0	0	3	0
0	0	-	0	0	0
0	0	-	0	0	0
0	0	-	0	0	0
0	0	-	0	0	0
6	31	5.2	3	15	0
6	31	5.2	3	15	0
6	31	5.2	3	15	0

# CAROLINA PANTHERS - 2018 KICKOFF RETURNS

	18 BYRD					
	NO	YDS	AVG	FC	LG	TD
09-09 DALLAS	0	0	-	0	0	0
09-16 at Atlanta		INACTIVE				
09-23 CINCINNATI		INACTIVE				
10-07 NEW YORK GIANTS	0	0	-	0	0	0
10-14 at Washington		INACTIVE				
10-21 at Philadelphia	0	0	-	0	0	0
10-28 BALTIMORE	0	0	-	0	0	0
11-04 TAMPA BAY	0	0	-	0	0	0
11-08 at Pittsburgh	0	0	-	0	0	0
11-18 at Detroit	2	34	17.0	0	22	0
2018 TOTALS	2	34	17.0	0	22	0
PANTHERS TOTALS	10	294	29.4	0	103	1
CAREER TOTALS	10	294	29.4	0	103	1

22 MCCAFFREY					
NO	YDS	AVG	FC	LG	TD
0	0	-	0	0	0
0	0	-	0	0	0
0	0	-	0	0	0
0	0	-	0	0	0
0	0	-	0	0	0
0	0	-	0	0	0
0	0	-	0	0	0
0	0	-	0	0	0
0	0	-	0	0	0
0	0	-	0	0	0
0	0	0.0	0	0	0
3	58	19.3	0	21	0
3	58	19.3	0	21	0

12 MOORE					
NO	YDS	AVG	FC	LG	TD
0	0	-	0	0	0
1	26	26.0	0	26	0
0	0	-	0	0	0
0	0	-	0	0	0
0	0	-	0	0	0
1	18	18.0	0	18	0
0	0	-	0	0	0
0	0	-	0	0	0
0	0	-	0	0	0
0	0	-	0	0	0
2	44	22.0	0	26	0
2	44	22.0	0	26	0
2	44	22.0	0	26	0

	10 SAMUEL					
	NO	YDS	AVG	FC	LG	TD
09-09 DALLAS	INACTIVE					
09-16 at Atlanta	INACTIVE					
09-23 CINCINNATI	INACTIVE					
10-07 NEW YORK GIANTS	0	0	-	0	0	0
10-14 at Washington	2	37	18.5	0	20	0
10-21 at Philadelphia	2	51	25.5	0	32	0
10-28 BALTIMORE	1	14	14.0	0	14	0
11-04 TAMPA BAY	0	0	-	0	0	0
11-08 at Pittsburgh	5	107	21.4	0	31	0
11-18 at Detroit	0	0	-	0	0	0
2018 TOTALS	10	209	20.9	0	32	0
PANTHERS TOTALS	20	430	21.5	0	33	0
CAREER TOTALS	20	430	21.5	0	33	0

# CAROLINA PANTHERS - 2018

## INTERCEPTIONS - PAGE 1

29 ADAMS

	NO	YDS	AVG	LG	TD
09-09 DALLAS	0	0	0.0	0	0
09-16 at Atlanta	0	0	0.0	0	0
09-23 CINCINNATI	0	0	0.0	0	0
10-07 NEW YORK GIANTS	2	18	9.0	18	0
10-14 at Washington	0	0	0.0	0	0
10-21 at Philadelphia	0	0	0.0	0	0
10-28 BALTIMORE	1	-7	-7.0	-7	0
11-04 TAMPA BAY	0	0	0.0	0	0
11-08 at Pittsburgh	0	0	0.0	0	0
11-18 at Detroit	0	0	0.0	0	0
2018 TOTALS	3	11	3.7	18	0
PANTHERS TOTALS	5	53	10.6	40	0
CAREER TOTALS	30	337	11.2	56	2

24 BRADBERRY

NO	YDS	AVG	LG	TD
0	0	0.0	0	0
0	0	0.0	0	0
0	0	0.0	0	0
0	0	0.0	0	0
0	0	0.0	0	0
0	0	0.0	0	0
0	0	0.0	0	0
0	0	0.0	0	0
0	0	0.0	0	0
0	0	0.0	0	0
0	0	#DIV/0!	0	0
4	24	6.0	16	0
4	24	6.0	16	0

58 DAVIS

NO	YDS	AVG	LG	TD
RESERVE/SUSPENDED				
RESERVE/SUSPENDED				
RESERVE/SUSPENDED				
RESERVE/SUSPENDED				
0	0	0.0	0	0
0	0	0.0	0	0
0	0	0.0	0	0
0	0	0.0	0	0
0	0	0.0	0	0
0	0	0.0	0	0
0	0	0.0	0	0
0	0	#DIV/0!	0	0
13	79	6.1	31	0
13	79	6.1	31	0

26 JACKSON

NO	YDS	AVG	LG	TD
0	0	0.0	0	0
1	0	0.0	0	0
2	0	0.0	0	0
0	0	0.0	0	0
0	0	0.0	0	0
0	0	0.0	0	0
0	0	0.0	0	0
1	0	0.0	0	0
0	0	0.0	0	0
0	0	0.0	0	0
4	0	0.0	0	0
4	0	0.0	0	0
4	0	0	0	0

42 JONES

NO	YDS	AVG	LG	TD
0	0	0.0	0	0
0	0	0.0	0	0
0	0	0.0	0	0
0	0	0.0	0	0
0	0	0.0	0	0
0	0	0.0	0	0
0	0	0.0	0	0
0	0	0.0	0	0
0	0	0.0	0	0
0	0	0.0	0	0
0	0	#DIV/0!	0	0
2	10	5.0	10	0
2	10	5.0	10	0

59 KUECHLY

NO	YDS	AVG	LG	TD
0	0	0.0	0	0
0	0	0.0	0	0
1	0	0.0	0	0
0	0	0.0	0	0
0	0	0.0	0	0
0	0	0.0	0	0
0	0	0.0	0	0
0	0	0.0	0	0
0	0	0.0	0	0
0	0	0.0	0	0
1	0	0.0	0	0
16	127	7.9	32	1
16	127	7.9	32	1

41 MUNNERLYN

NO	YDS	AVG	LG	TD
0	0	0.0	0	0
0	0	0.0	0	0
0	0	0.0	0	0
0	0	0.0	0	0
0	0	0.0	0	0
0	0	0.0	0	0
1	2	2.0	2	0
0	0	0.0	0	0
0	0	0.0	0	0
0	0	0.0	0	0
1	2	2.0	2	0
8	232	29.0	74	5
12	263	21.9	74	5

94 OBADA

NO	YDS	AVG	LG	TD
INACTIVE				
INACTIVE				
1	0	0.0	0	0
0	0	0.0	0	0
0	0	0.0	0	0
0	0	0.0	0	0
0	0	0.0	0	0
0	0	0.0	0	0
0	0	0.0	0	0
0	0	0.0	0	0
1	0	0.0	0	0
1	0	0.0	0	0
1	0	0.0	0	0

CAROLINA PANTHERS - 2018  
INTERCEPTIONS - PAGE 2

	90 PEPPERS				
	NO	YDS	AVG	LG	TD
09-09 DALLAS	0	0	0.0	0	0
09-16 at Atlanta	0	0	0.0	0	0
09-23 CINCINNATI	0	0	0.0	0	0
10-07 NEW YORK GIANTS	0	0	0.0	0	0
10-14 at Washington	0	0	0.0	0	0
10-21 at Philadelphia	0	0	0.0	0	0
10-28 BALTIMORE	0	0	0.0	0	0
11-04 TAMPA BAY	0	0	0.0	0	0
11-08 at Pittsburgh	0	0	0.0	0	0
11-18 at Detroit	0	0	0.0	0	0
2018 TOTALS	0	0	#DIV/0!	0	0
PANTHERS TOTALS	6	177	29.5	97	2
CAREER TOTALS	11	293	26.6	97	3

25 REID				
NO	YDS	AVG	LG	TD
0	0	0.0	0	0
0	0	0.0	0	0
0	0	0.0	0	0
0	0	0.0	0	0
1	39	39.0	0	0
0	0	0.0	0	0
0	0	0.0	0	0
1	39	39.0	0	0
1	39	39	0	0
11	244	22.2	73	0

21 SEARCY				
NO	YDS	AVG	LG	TD
0	0	0.0	0	0
0	0	0.0	0	0
INJURED RESERVE				
INJURED RESERVE				
INJURED RESERVE				
INJURED RESERVE				
INJURED RESERVE				
INJURED RESERVE				
INJURED RESERVE				
0	0	#DIV/0!	0	0
0	0	#DIV/0!	0	0
8	115	14.4	70	1

54 THOMPSON				
NO	YDS	AVG	LG	TD
0	0	0.0	0	0
0	0	0.0	0	0
0	0	0.0	0	0
0	0	0.0	0	0
0	0	0.0	0	0
0	0	0.0	0	0
0	0	0.0	0	0
0	0	0.0	0	0
0	0	0.0	0	0
0	0	0.0	0	0
0	0	#DIV/0!	0	0
1	12	12.0	12	0
1	12	12.0	12	0



CAROLINA PANTHERS - 2018  
DEFENSE - PAGE 1

29 ADAMS

			TACKLES			2017 DRAFT						
	W/L	P/S	TOTAL	SOLO	ASST	SCKS	QBP	FR	FF	PD	TD	
09-09 DALLAS	W	S	5	4	1	0.0	0	0	0	0	0	
09-16 at Atlanta	L	S	5	5	0	0.0	0	0	0	0	0	
09-23 CINCINNATI	W	S	7	7	0	0.0	0	0	0	0	0	
10-07 NEW YORK GIANTS	W	S	7	7	0	0.0	0	0	0	0	0	
10-14 at Washington	L	S	7	6	1	0.0	1	0	0	1	0	
10-21 at Philadelphia	W	S	5	2	3	0.0	1	0	0	2	0	
10-28 BALTIMORE	W	S	3	3	0	0.0	0	0	0	0	0	
11-04 TAMPA BAY	W	S	6	5	1	0.0	1	0	0	1	0	
11-08 at Pittsburgh	L	S	5	4	1	0.0	0	0	0	0	0	
11-18 at Detroit	L	S	8	8	0	0.0	0	0	0	0	0	
2018 TOTALS		10/10	58	51	7	0.0	3	0	0	4	0	
PANTHERS TOTALS		26/26	133	119	14	0.0	3	2	1	14	0	
CAREER TOTALS		216/143	870	677	193	6.0	-	16	12	88	2	

97 ADDISON

TACKLES									
P/S	TOTAL	SOLO	ASST	SCKS	QBP	FR	FF	PD	TD
S	4	2	2	1.5	0	0	1	0	0
S	5	4	1	0.0	0	0	0	0	0
S	3	2	1	1.0	1	0	0	0	0
S	1	1	0	0.0	0	0	0	0	0
S	4	4	0	1.0	3	0	0	0	0
S	2	2	0	1.0	0	0	0	0	0
S	0	0	0	0.0	0	0	0	0	0
S	4	4	0	3.0	1	0	1	0	0
S	0	0	0	0.0	0	0	0	0	0
S	5	4	1	0.0	1	0	0	0	0
10/10	28	23	5	7.5	6	0	2	0	0
90/30	158	111	47	44.0	133	5	8	2	0
105/30	167	118	51	44.0	135	5	9	2	0

24 BRADBERRY

TACKLES									
P/S	TOTAL	SOLO	ASST	SCKS	QBP	FR	FF	PD	TD
S	1	1	0	0.0	1	0	0	1	0
S	7	5	2	0.0	0	0	0	1	0
S	4	4	0	0.0	0	0	0	4	0
S	7	6	1	0.0	0	0	0	2	0
S	5	4	1	0.0	0	0	0	1	0
S	4	4	0	0.0	0	0	0	1	0
S	6	5	1	0.0	0	0	0	0	0
S	4	2	2	0.0	0	0	0	4	0
S	4	3	1	0.0	0	0	0	0	0
S	3	3	0	0.0	0	0	0	0	0
10/10	45	37	8	0.0	1	0	0	14	0
39/39	179	158	21	1.0	1	0	2	37	0
39/39	179	158	21	1.0	1	0	2	37	0

92 BUTLER

			TACKLES			2018 TOTALS						
	W/L	P/S	TOTAL	SOLO	ASST	SCKS	QBP	FR	FF	PD	TD	
09-09 DALLAS	W	P	2	1	1	0.0	0	0	0	0	0	
09-16 at Atlanta	L	P	1	1	0	0.0	0	0	0	0	0	
09-23 CINCINNATI	W	P	1	0	1	0.0	1	0	0	0	0	
10-07 NEW YORK GIANTS	W	P	2	1	1	0.0	0	0	0	0	0	
10-14 at Washington	L	P	0	0	0	0.0	4	0	0	0	0	
10-21 at Philadelphia	W	P	3	0	3	0.0	0	0	0	0	0	
10-28 BALTIMORE	W	P	2	2	0	0.0	0	1	0	0	0	
11-04 TAMPA BAY	W	P	1	1	0	0.0	4	0	0	0	0	
11-08 at Pittsburgh	L	P	3	2	1	0.0	0	0	0	0	0	
11-18 at Detroit	L	P	1	0	1	0.0	0	0	0	0	0	
2018 TOTALS		10/0	16	8	8	0.0	9	1	0	0	0	
PANTHERS TOTALS		34/0	41	26	15	1.5	24	2	0	3	0	
CAREER TOTALS		34/0	41	26	15	1.5	24	2	0	3	0	

56 CARTER

30 CARTER									
	TACKLES								
P/S	TOTAL	SOLO	ASST	SCKS	QBP	FR	FF	PD	TD
P	0	0	0	0.0	0	0	0	0	0
P	0	0	0	0.0	0	0	0	0	0
P	0	0	0	0.0	0	0	0	0	0
P	1	1	0	0.0	1	0	0	0	0
P	0	0	0	0.0	0	0	0	0	0
P	0	0	0	0.0	0	0	0	0	0
P	1	1	0	0.0	0	0	0	0	0
P	0	0	0	0.0	0	0	0	0	0
P	2	0	2	0.0	0	0	0	0	0
P	0	0	0	0.0	0	0	0	0	0
10/0	4	2	2	0.0	1	0	0	0	0
10/0	4	2	2	0.0	1	0	0	0	0
10/0	4	2	2	0.0	1	0	0	0	0

91 COX JR.

[illegible]

S = Started

P = Played

blank space indicates not on roster

CAROLINA PANTHERS - 2018  
DEFENSE- PAGE 2

58 DAVIS											
			TACKLES			SCKS	QBP	FR	FF	PD	TD
	W/L	P/S	TOTAL	SOLO	ASST						
09-09 DALLAS	W		SUSPENDED								
09-16 at Atlanta	L		SUSPENDED								
09-23 CINCINNATI	W		SUSPENDED								
10-07 NEW YORK GIANTS	W		SUSPENDED								
10-14 at Washington	L	S	6	4	2	0.0	2	0	0	2	0
10-21 at Philadelphia	W	S	7	6	1	0.0	1	0	0	0	0
10-28 BALTIMORE	W	S	4	1	3	0.0	1	0	0	1	0
11-04 TAMPA BAY	W	S	8	2	6	0.0	3	0	0	1	0
11-08 at Pittsburgh	L	S	7	3	4	0.0	0	0	0	0	0
11-18 at Detroit	L	S	7	5	2	0.0	1	0	0	0	0
2018 TOTALS		6/6	39	21	18	0.0	8	0	0	4	0
PANTHERS TOTALS		170/152	1213	865	341	28.0	91	10	16	47	1
CAREER TOTALS		170/152	1213	865	341	28.0	91	10	16	47	1

31 DOSS									
TACKLES									
P/S	TOTAL	SOLO	ASST	SCKS	QBP	FR	FF	PD	TD
	INACTIVE								
P	0	0	0	0.0	0	0	0	0	0
	INACTIVE								
	practice squad								
	practice squad								
	practice squad								
	practice squad								
	practice squad								
	practice squad								
	practice squad								
1/0	0	0	0	0.0	0	0	0	0	0
1/0	0	0	0	0.0	0	0	0	0	0
16/0	4	4	0	0.0	0	0	0	0	0

35 ELDER									
TACKLES				SCKS	QBP	FR	FF	PD	TD
P/S	TOTAL	SOLO	ASST						
P	0	0	0	0.0	0	0	0	0	0
P	3	1	2	0.0	0	0	0	0	0
P	0	0	0	0.0	0	0	0	0	0
INACTIVE									
INACTIVE									
INACTIVE									
P	0	0	0	0.0	0	0	0	0	0
P	0	0	0	0.0	0	0	0	0	0
P	0	0	0	0.0	0	0	0	0	0
P	0	0	0	0.0	0	0	0	0	0
7/0	3	1	2	0.0	0	0	0	0	0
7/0	3	1	2	0.0	0	0	0	0	0
7/0	3	1	2	0.0	0	0	0	0	0

28 GAULDEN												
	TACKLES											
	W/L	P/S	TOTAL	SOLO	ASST	SCKS	QBP	FR	FF	PD	TD	
09-09 DALLAS	W	P	0	0	0	0.0	0	0	0	0	0	
09-16 at Atlanta	L	P	1	1	0	0.0	0	0	0	0	0	
09-23 CINCINNATI	W	P	0	0	0	0.0	0	0	0	0	0	
10-07 NEW YORK GIANTS	W	P	3	2	1	0.0	0	0	0	0	0	
10-14 at Washington	L	P	1	1	0	0.0	0	0	0	0	0	
10-21 at Philadelphia	W	P	2	2	0	0.0	0	0	0	0	0	
10-28 BALTIMORE	W		INACTIVE									
11-04 TAMPA BAY	W	P	1	0	1	0.0	0	0	0	0	0	
11-08 at Pittsburgh	L	P	2	2	0	0.0	0	0	0	0	0	
11-18 at Detroit	L	P	0	0	0	0.0	0	0	0	0	0	
2018 TOTALS		9/0	10	8	2	0.0	0	0	0	0	0	
PANTHERS TOTALS		9/0	10	8	2	0.0	0	0	0	0	0	
CAREER TOTALS		9/0	10	8	2	0.0	0	0	0	0	0	

23 HAWKINS									
TACKLES				SCKS	QBP	FR	FF	PD	TD
P/S	TOTAL	SOLO	ASST						
practice squad									
practice squad									
P	0	0	0	0.0	0	0	0	0	0
P	0	0	0	0.0	0	0	0	0	0
P	0	0	0	0.0	0	0	0	0	0
P	0	0	0	0.0	0	0	0	0	0
P	0	0	0	0.0	0	0	0	0	0
INACTIVE									
INACTIVE									
Not on roster									
5/0	0	0	0	0.0	0	0	0	0	0
5/0	0	0	0	0.0	0	0	0	0	0
31/3	43	33	10	0.0	0	0	1	7	0

98 HAYNES									
TACKLES				SCKS	QBP	FR	FF	PD	TD
P/S	TOTAL	SOLO	ASST						
				INACTIVE					
P	0	0	0	0.0	0	0	0	0	0
	INACTIVE								
	INACTIVE								
	INACTIVE								
	INACTIVE								
	INACTIVE								
	INACTIVE								
P	1	1	0	0.0	0	0	0	0	0
2/0	1	1	0	0.0	0	0	0	0	0
2/0	1	1	0	0.0	0	0	0	0	0
2/0	1	1	0	0.0	0	0	0	0	0

S = Started  
P = Played  
blank space indicates not on roster

CAROLINA PANTHERS - 2018  
DEFENSE- PAGE 3

		96 HORTON									
		TACKLES				SCKS	QBPF	FR	FF	PD	TD
	W/L	P/S	TOTAL	SOLO	ASST						
09-09 DALLAS	W	S	3	2	1	1.5	1	0	0	0	0
09-16 at Atlanta	L	S	2	2	0	0.0	0	0	0	0	0
09-23 CINCINNATI	W	S	0	0	0	0.0	0	0	0	0	0
10-07 NEW YORK GIANTS	W	P	0	0	0	0.0	1	0	0	0	0
10-14 at Washington	L	P	3	2	1	0.0	2	0	0	0	0
10-21 at Philadelphia	W	P	4	3	1	0.0	0	0	0	0	0
10-28 BALTIMORE	W	P	2	2	0	0.0	0	0	0	0	0
11-04 TAMPA BAY	W	P	0	0	0	0.0	0	0	0	0	0
11-08 at Pittsburgh	L	P	0	0	0	0.0	0	0	0	0	0
11-18 at Detroit	L	P	0	0	0	0.0	0	0	0	0	0
2018 TOTALS		10/3	14	11	3	1.5	4	0	0	0	0
PANTHERS TOTALS		71/33	86	62	24	15.5	37	2	6	1	0
CAREER TOTALS		71/33	86	62	24	15.5	37	2	6	1	0

26 JACKSON

	TACKLES								
P/S	TOTAL	SOLO	ASST	SCKS	QBP	FR	FF	PD	TD
S	5	4	1	0.0	0	0	0	1	0
S	6	6	0	0.0	0	0	1	0	0
S	8	8	0	0.0	0	0	0	0	0
S	7	7	0	0.0	0	0	0	0	0
S	2	2	0	0.0	0	0	0	2	0
S	5	1	4	0.0	0	0	0	0	0
S	3	3	0	1.0	0	0	0	1	0
S	7	7	0	0.0	0	0	0	0	0
S	4	4	0	0.0	0	0	0	0	0
S	2	2	0	0.0	0	0	0	0	0
10/10	49	44	5	1.0	0	0	1	4	0
10/10	49	44	5	1.0	0	0	1	4	0
10/10	49	44	5	1.0	0	0	1	4	0

53 JACOBS									
	TACKLES								
P/S	TOTAL	SOLO	ASST	SCKS	QBP	FR	FF	PD	TD
P	0	0	0	0.0	0	0	0	0	0
P	0	0	0	0.0	0	0	0	0	0
P	0	0	0	0.0	0	0	0	0	0
P	0	0	0	0.0	0	0	0	0	0
P	0	0	0	0.0	0	0	0	0	0
P	0	0	0	0.0	0	0	0	0	0
P	0	0	0	0.0	0	0	0	0	0
P	0	0	0	0.0	0	0	0	0	0
P	0	0	0	0.0	0	0	0	0	0
P	0	0	0	0.0	0	0	0	0	0
P	0	0	0	0.0	0	0	0	0	0
P	0	0	0	0.0	0	0	0	0	0
10/0	0	0	0	0.0	0	0	0	0	0
62/0	8	7	1	0.0	0	0	0	0	0
67/0	8	7	1	0.0	0	0	0	0	0

		42 JONES									
		TACKLES									
	W/L	P/S	TOTAL	SOLO	ASST	SCKS	QBP	FR	FF	PD	TD
09-09 DALLAS	W	P	2	1	1	0.0	0	0	0	0	0
09-16 at Atlanta	L	P	1	1	0	0.0	0	0	0	0	0
09-23 CINCINNATI	W	S	8	7	1	0.0	0	0	0	0	0
10-07 NEW YORK GIANTS	W	P	0	0	0	0.0	0	1	0	0	1
10-14 at Washington	L	P	0	0	0	0.0	0	0	0	0	0
10-21 at Philadelphia	W	P	0	0	0	0.0	0	0	0	0	0
10-28 BALTIMORE	W	P	1	1	0	0.0	0	0	0	0	0
11-04 TAMPA BAY	W	P	0	0	0	0.0	0	0	0	0	0
11-08 at Pittsburgh	L	P	1	1	0	0.0	0	0	0	0	0
11-18 at Detroit	L	P	0	0	0	0.0	0	0	0	0	0
2018 TOTALS		10/1	13	11	2	0.0	0	1	0	0	1
PANTHERS TOTALS		101/13	77	62	9	1.0	1	1	1	6	1
CAREER TOTALS		115/14	77	62	9	1.0	1	1	1	6	1

59 KUECHLY									
	TACKLES								
P/S	TOTAL	SOLO	ASST	SCKS	QBP	FR	FF	PD	TD
S	13	9	4	0.0	1	0	0	0	0
S	10	10	0	0.0	0	0	0	0	0
S	6	6	0	0.0	0	0	0	0	0
S	5	3	2	1.0	1	0	0	0	0
S	13	10	3	0.0	0	0	0	0	0
S	18	18	0	1.0	0	0	0	0	0
S	7	5	2	0.0	2	0	0	1	0
S	8	6	2	0.0	2	0	0	0	0
S	9	7	2	0.0	0	0	0	0	0
S	12	7	5	0.0	0	0	0	0	0
10/10	101	81	20	2.0	6	0	0	1	0
95/95	1031	761	270	12.5	30	8	5	38	2
95/95	1031	761	270	12.5	30	8	5	38	2

93 LOVE									
TACKLES									
P/S	TOTAL	SOLO	ASST	SCKS	QBP	FR	FF	PD	TD
P	3	3	0	0.0	0	0	0	0	0
P	1	1	0	0.0	0	0	0	0	0
P	1	0	1	0.0	0	0	0	0	0
P	0	0	0	0.0	0	0	0	1	0
P	0	0	0	0.0	5	0	0	0	0
P	3	3	0	0.0	2	1	1	0	0
P	3	3	0	0.0	2	0	1	0	0
P	2	1	1	0.0	1	0	0	0	0
P	0	0	0	0.0	0	0	0	0	0
P	0	0	0	0.0	0	0	0	0	0
10/0	13	11	2	0.0	10	1	2	1	0
51/4	67	45	22	8.0	26	3	3	1	0
94/28	136	82	54	13.5	-	4	3	2	0

S = Started  
P = Played  
blank space indicates not on roster

CAROLINA PANTHERS - 2018  
DEFENSE - PAGE 4

		55 MAYO									
		TACKLES			SCKS	QBP	FR	FF	PD	TD	
	W/L	P/S	TOTAL	SOLO							ASST
09-09 DALLAS	W	S	1	1	0	0.0	1	0	0	0	0
09-16 at Atlanta	L	S	1	1	0	0.0	0	0	0	0	0
09-23 CINCINNATI	W	P	2	0	2	0.0	0	0	0	0	0
10-07 NEW YORK GIANTS	W	S	0	0	0	0.0	1	0	0	0	0
10-14 at Washington	L	P	0	0	0	0.0	0	0	0	0	0
10-21 at Philadelphia	W	P	0	0	0	0.0	0	0	0	0	0
10-28 BALTIMORE	W	P	0	0	0	0.0	0	0	0	0	0
11-04 TAMPA BAY	W	P	0	0	0	0.0	0	0	0	0	0
11-08 at Pittsburgh	L	P	0	0	0	0.0	0	0	0	0	0
11-18 at Detroit	L	P	0	0	0	0.0	0	0	0	0	0
2018 TOTALS		10/3	4	2	2	0.0	2	0	0	0	0
PANTHERS TOTALS		53/4	29	19	10	0.0	2	0	0	1	0
CAREER TOTALS		53/4	29	19	10	0.0	2	0	0	1	0

41 MUNNERLYN									
	TACKLES								
P/S	TOTAL	SOLO	ASST	SCKS	QBP	FR	FF	PD	TD
P	2	2	0	0.0	0	1	0	0	0
P	1	1	0	0.0	0	0	0	0	0
S	1	0	1	0.0	2	0	0	1	0
P	3	2	1	0.0	1	0	0	1	0
P	3	3	0	0.0	0	0	0	1	0
P	2	1	1	0.0	0	0	0	0	0
P	4	3	1	0.0	0	0	0	0	0
S	9	9	0	0.0	2	0	0	0	0
S	2	1	1	0.0	0	0	0	1	0
P	1	1	0	0.0	0	0	0	0	0
10/3	28	23	5	0.0	5	1	0	4	0
101/53	355	270	85	7.5	17	4	4	47	5
148/83	531	410	121	8.5	-	7	6	64	5

52 NORRIS									
TACKLES									
P/S	TOTAL	SOLO	ASST	SCKS	QBP	FR	FF	PD	TD
P	0	0	0	0.0	0	0	0	0	0
P	0	0	0	0.0	0	0	0	0	0
P	0	0	0	0.0	0	0	0	0	0
INACTIVE									
INJURED RESERVE									
INJURED RESERVE									
INJURED RESERVE									
INJURED RESERVE									
INJURED RESERVE									
3/0	0	0	0	0.0	0	0	0	0	0
28/0	0	0	0	0.0	0	0	0	0	0
28/0	0	0	0	0.0	0	0	0	0	0

94 OBADA											
		TACKLES			SCKS	QBP	FR	FF	PD	TD	
	W/L	P/S	TOTAL	SOLO							ASST
09-09 DALLAS	W		INACTIVE								
09-16 at Atlanta	L		INACTIVE								
09-23 CINCINNATI	W	P	2	2	0	1.0	1	0	0	1	0
10-07 NEW YORK GIANTS	W	P	0	0	0	0.0	0	0	0	1	0
10-14 at Washington	L	P	1	1	0	0.0	1	0	0	0	0
10-21 at Philadelphia	W	P	0	0	0	0.0	1	0	0	0	0
10-28 BALTIMORE	W	P	1	0	1	0.0	1	0	0	0	0
11-04 TAMPA BAY	W	P	0	0	0	0.0	0	0	0	0	0
11-08 at Pittsburgh	L	P	1	1	0	0.0	0	0	0	0	0
11-18 at Detroit	L		INACTIVE								
2018 TOTALS		7/0	5	4	1	1.0	4	0	0	2	0
PANTHERS TOTALS		7/0	5	4	1	1.0	4	0	0	2	0
CAREER TOTALS		7/0	5	4	1	1.0	4	0	0	2	0

90 PEPPERS									
	TACKLES								
P/S	TOTAL	SOLO	ASST	SCKS	QBP	FR	FF	PD	TD
P	2	2	0	0.0	1	0	0	0	0
P	1	1	0	0.0	0	0	0	0	0
P	0	0	0	0.0	0	0	0	1	0
S	4	4	0	0.0	0	0	0	0	0
S	3	2	1	1.0	0	0	1	0	0
S	1	1	0	1.0	1	0	1	0	0
S	1	1	0	0.0	3	0	0	0	0
S	0	0	0	0.0	1	0	0	3	0
S	1	1	0	1.0	0	0	0	1	0
S	3	1	2	1.0	0	0	0	0	0
10/7	16	13	3	4.0	6	0	2	5	0
148/132	572	408	164	96.0	263	9	33	48	3
260/239	886	640	246	158.5	-	20	51	80	6

95 POE									
TACKLES				SCKS	QBP	FR	FF	PD	TD
P/S	TOTAL	SOLO	ASST						
S	1	0	1	0.0	0	0	0	0	0
S	1	1	0	0.0	0	0	0	0	0
S	4	1	3	0.0	0	0	0	0	0
S	3	1	2	0.0	0	0	0	0	0
S	1	1	0	0.0	1	0	0	0	0
S	1	0	1	0.0	0	0	0	0	0
S	1	0	1	0.0	3	0	0	0	0
S	2	0	2	0.0	3	0	0	0	0
S	4	3	1	0.0	0	0	0	0	0
S	1	0	1	0.0	0	0	0	0	0
9/9	19	7	12	0.0	7	0	0	0	0
9/9	19	7	12	0.0	7	0	0	0	0
103/101	258	185	73	15.5	-	1	1	14	0

S = Started

P = Played

blank space indicates not on roster

\*-Poe has scored 2 rushing TDs and 1 passing TD in his career



CAROLINA PANTHERS - 2018  
DEFENSE - PAGE 5

25 REID

			TACKLES									
	W/L	P/S	TOTAL	SOLO	ASST	SCKS	QBP	FR	FF	PD	TD	
09-09 DALLAS	W											
09-16 at Atlanta	L											
09-23 CINCINNATI	W											
10-07 NEW YORK GIANTS	W	S	3	3	0	0.0	0	0	0	0	0	
10-14 at Washington	L	S	7	7	0	0.0	0	0	0	0	0	
10-21 at Philadelphia	W	S	8	7	1	0.0	0	0	0	0	0	
10-28 BALTIMORE	W	S	9	8	1	1.0	0	0	0	0	0	
11-04 TAMPA BAY	W	S	3	3	0	0.0	1	0	0	0	0	
11-08 at Pittsburgh	L	S	7	6	1	0.0	0	0	0	0	0	
11-18 at Detroit	L	S	6	6	0	0.0	1	0	0	1	0	
2018 TOTALS		7/7	43	40	3	1.0	2	0	0	1	0	
PANTHERS TOTALS		7/7	43	40	3	1.0	2	0	0	1	0	
CAREER TOTALS		77/76	345	285	60	2.0	-	3	2	35	0	

21 SEARCY

	TACKLES									
P/S	TOTAL	SOLO	ASST	SCKS	QBP	FR	FF	PD	TD	
S	5	3	2	0.0	0	0	0	0	0	0
S	2	2	0	0.0	0	0	0	0	0	0
	INACTIVE									
	INJURED RESERVE									
	INJURED RESERVE									
	INJURED RESERVE									
	INJURED RESERVE									
	INJURED RESERVE									
	INJURED RESERVE									
	INJURED RESERVE									
2/2	7	5	2	0.0	0	0	0	0	0	0
2/2	7	5	2	0.0	0	0	0	0	0	0
109/58	326	225	96	4.5	-	3	3	28	2	

99 SHORT

	TACKLES								
P/S	TOTAL	SOLO	ASST	SCKS	QBP	FR	FF	PD	TD
S	2	2	0	2.0	0	0	0	0	0
S	4	2	2	0.0	0	0	1	0	0
S	4	3	1	0.0	0	0	0	0	0
S	2	1	1	0.0	0	0	0	0	0
S	3	1	2	0.0	4	0	0	0	0
S	6	4	2	0.0	0	0	0	0	0
S	1	1	0	0.0	4	0	0	0	0
S	6	4	2	0.0	2	0	0	0	0
S	3	2	1	0.0	1	0	0	0	0
S	3	2	1	0.0	2	0	0	0	0
10/10	34	22	12	2.0	13	0	1	0	0
90/87	263	192	71	31.5	130	6	9	14	0
90/87	263	192	71	31.5	130	6	9	14	0

57 SMITH

			TACKLES									
	W/L	P/S	TOTAL	SOLO	ASST	SCKS	QBP	FR	FF	PD	TD	
09-09 DALLAS	W		INACTIVE									
09-16 at Atlanta	L		INACTIVE									
09-23 CINCINNATI	W		INACTIVE									
10-07 NEW YORK GIANTS	W	P	0	0	0	0.0	0	0	0	0	0	
10-14 at Washington	L		INACTIVE									
10-21 at Philadelphia	W		INACTIVE									
10-28 BALTIMORE	W		INACTIVE									
11-04 TAMPA BAY	W		INACTIVE									
11-08 at Pittsburgh	L		INACTIVE									
11-18 at Detroit	L		INACTIVE									
2018 TOTALS		1/0	0	0	0	0.0	0	0	0	0	0	
PANTHERS TOTALS		1/0	0	0	0	0.0	0	0	0	0	0	
CAREER TOTALS		1/0	0	0	0	0.0	0	0	0	0	0	

54 THOMPSON

	TACKLES			DEFENSE					
P/S	TOTAL	SOLO	ASST	SCKS	QBP	FR	FF	PD	TD
S	9	5	4	1.0	0	0	0	0	0
S	5	2	3	0.0	2	0	0	0	0
S	8	6	2	0.0	2	0	0	0	0
S	4	2	2	0.0	0	0	0	0	0
S	5	4	1	1.0	0	0	0	0	0
S	9	9	0	0.0	0	0	0	0	0
S	13	7	6	0.0	0	0	0	0	0
P	3	2	1	0.0	2	0	0	0	0
P	3	2	1	0.0	1	0	0	0	0
P	6	3	3	0.0	0	0	0	0	0
10/8	65	42	23	2.0	7	0	0	0	0
52/44	271	196	75	5.0	19	2	0	8	1
52/44	271	196	75	5.0	19	2	0	8	1

# CAROLINA PANTHERS - 2018

## STARTERS

## Game-By-Game Offensive Starters

[illegible]

### Game-By-Game Defensive Starters

[illegible]

# Carolina Panthers - Participation Chart - PAGE 1

INA = Inactive  
GP = Games Played  
GS = Games Started  
DNP = Did Not Play  
IR = Injured Reserve

ps = Practice Squad  
psi = Practice Squad Injured  
PUP = physically unable to perform  
EXE = roster exemption  
SUS = suspended

	DALLAS	Atlanta	CINCINNATI	NEW YORK GIANTS	Washington	Philadelphia	BALTIMORE	TAMPA BAY	Pittsburgh	Detroit	SEATTLE	Tampa Bay	Cleveland	NEW ORLEANS	ATLANTA	New Orleans	Totals
																	GP/GS/DNP/INA
Adams, Mike	FS	FS	FS	FS	FS	FS	FS	FS	FS	FS							10/10/0/0
Addison, Mario	DE	DE	DE	DE	DE	DE	DE	DE	DE	DE							10/10/0/0
Allen, Kyle	ps							ps	ps	ps							0/0/0/0
Anderson, C.J.	P	RB	P	P	P	P	P	P	P								9/1/0/0
Anderson, Kiante	psi																0/0/0/0
Armah, Alex	P	P	P	S	P	P	P	P	P	P							10/1/0/0
Artis-Payne, Cameron	INA	P	P	INA	INA	INA	INA	INA	INA	P							3/0/0/7
Barner, Kenjon										INA							0/0/0/1
Bonnafon, Reggie	ps	ps	ps	ps	ps	ps	ps	ps	ps	ps							0/0/0/0
Bradberry, James	CB	CB	CB	CB	CB	CB	CB	CB	CB	CB							10/10/0/0
Butler, Vernon	P	P	P	P	P	P	P	P	P	P							10/0/0/0
Byrd, Damiere	P	INA	INA	P	INA	P	P	P	P	P							7/0/0/3
Cadet, Travaris										INA							0/0/0/1
Carter, Jermaine	P	P	P	P	P	P	P	P	P	P							10/0/0/0
Clark, Chris		LT	LT	LT	LT	LT	LT	LT	LT	LT							9/9/0/0
Cockrell, Ross	IR	IR	IR	IR	IR	IR	IR	IR	IR	IR							0/0/0/0
Cook, Connor	ps	ps	ps	ps													0/0/0/0
Cox Jr., Bryan	P	INA	P	INA	INA	INA	P	P	INA	P							4/0/0/6
Davis, Thomas	SUS	SUS	SUS	SUS	WLB	WLB	WLB	WLB	WLB	WLB							6/6/0/0
Doss, Lorenzo	INA	P	INA	ps	ps	ps	ps	ps	ps	ps							1/0/0/2
Elder, Corn	P	P	P	INA	INA	INA	P	P	P	P							7/0/0/3
Frazier, Mose	ps	ps	ps	ps	ps	ps	ps	ps	ps	ps							0/0/0/0
Funchess, Devin	WR	WR	WR	WR	WR	WR	WR	WR	WR	WR							10/10/0/0
Gano, Graham	P	P	P	P	P	P	P	P	P	P							10/0/0/0
Gaulden, Rashaan	P	P	P	P	P	P	INA	P	P	P							9/0/0/1
Hawkins, Josh	ps	ps	P	P	P	P	P	INA	INA								5/0/0/2
Haynes, Marquis	INA	P	INA	INA	INA	INA	INA	INA	INA	P							2/0/0/8
Hearn, Taylor	ps	ps	ps	ps	ps	ps	ps	ps	ps	ps							0/0/0/0
Heinicke, Taylor	DNP	DNP	DNP	DNP	DNP	DNP	P	DNP	P	P							3/0/7/0
Hood, Elijah	IR	IR	IR	IR	IR	IR	IR	IR	IR	IR							0/0/0/0
Horton, Wes	DE	DE	DE	P	P	P	P	P	P	P							10/3/0/0
Jackson, Donte	CB	CB	CB	CB	CB	CB	CB	CB	CB	CB							10/10/0/0
Jacobs, Ben	P	P	P	P	P	P	P	P	P	P							10/0/0/0
Jansen, J.J.	P	P	P	P	P	P	P	P	P	P							10/0/0/0
Johnson, Dorian	ps	ps	ps	ps	ps	ps	ps	ps	ps	ps							0/0/0/0
Jones, Colin	P	P	SS	P	P	P	P	P	P	P							10/1/0/0
Kalil, Matt	IR	IR	IR	IR	IR	IR	IR	IR	IR	IR							0/0/0/0
Kalil, Ryan	C	C	C	C	C	C	C	C	C	C							10/10/0/0
Kuechly, Luke	MLB	MLB	MLB	MLB	MLB	MLB	MLB	MLB	MLB	MLB							10/10/0/0
Larsen, Tyler	P	RG	RG	P	P	P	P	P	P	P							10/2/0/0
Love, Kyle	P	P	P	P	P	P	P	P	P	P							10/0/0/0
Luke, Cole	ps	ps	ps	ps	ps	ps	ps	ps	ps	ps							0/0/0/0
Mahon, Brendan	INA	P	P	INA	INA	INA	INA	INA	INA	INA							2/0/0/8
Manhertz, Chris	P	P	P	TE	P	P	P	P	TE	P							10/2/0/0
Mayo, David	WLB	WLB	P	WLB	P	P	P	P	P	P							10/3/0/0
McCaffrey, Christian	RB	RB	RB	RB	RB	RB	RB	RB	RB	RB							10/10/0/0
Moore, DJ	P	P	P	P	P	P	WR	WR	WR	WR							10/4/0/0
Moton, Taylor	LT	RT	RT	RT	RT	RT	RT	RT	RT	RT							10/10/0/0
Munnerlyn, Captain	P	P	DB	P	P	P	P	DB	DB	P							10/3/0/0
Newhouse, Marshall				DNP	DNP	P	P	P	P	P							5/0/2/0
Newton, Cam	QB	QB	QB	QB	QB	QB	QB	QB	QB	QB							10/10/0/0
Norris, Jared	P	P	P	INA	IR	IR	IR	IR	IR	IR							3/0/0/1
Norton, Kendrick		ps	ps	ps	ps	ps	ps	ps	ps	ps							0/0/0/0

ps = Practice Squad

psi = Practice Squad Injured

PUP = physically unable to perform

EXE = roster exemption

SUS = suspended

**Totals**[illegible]





## 2018 SEASON SCORING PLAYS - CAROLINA PANTHERS

Date	Opponent	Scoring Play	Yards	Quarter	Conversion
9/9/18	DALLAS	C. Newton run	4	2	G. Gano kick
(W, 16-8)		G. Gano Field Goal	27	2	
		A. Armah run	1	4	Conversion failed
9/16/18	at Atlanta	G. Gano Field Goal	54	1	
(L, 24-31)		J. Wright pass from C. Newton	5	2	G. Gano kick
		T. Smith pass from C. Newton	3	4	G. Gano kick
		D. Moore pass from C. Newton	51	4	G. Gano kick
9/23/18	CINCINNATI	C. Newton run	2	1	G. Gano kick
(W, 31-21)		D. Funchess pass from C. Newton	4	2	G. Gano kick
		C. Anderson pass from C. Newton	24	2	G. Gano kick
		C. Newton run	5	3	G. Gano kick
		G. Gano Field Goal	40	4	
10/7/18	NEW YORK GIANTS	C. Samuel pass from C. Newton	25	1	G. Gano kick
(W, 33-31)		C. Jones fumble recovery	0	2	G. Gano kick
		G. Gano Field Goal	47	2	
		G. Gano Field Goal	47	2	
		C. McCaffrey pass from C. Newton	18	4	G. Gano kick
		G. Gano Field Goal	39	4	
		G. Gano Field Goal	63	4	
10/14/18	at Washington	D. Funchess pass from C. Newton	23	2	G. Gano kick failed
(L, 23-17)		G. Gano Field Goal	32	3	
		T. Smith pass from C. Newton	3	4	C. Newton pass to T. Smith
10/21/18	at Philadelphia	C. Samuel run	14	4	G. Gano kick failed
(W, 21-17)		D. Funchess pass from C. Newton	18	4	C. Newton pass to J. Wright
		G. Olsen pass from C. Newton	1	4	G. Gano kick
10/28/18	BALTIMORE	C. McCaffrey run	11	1	G. Gano kick
(W, 36-21)		G. Olsen pass from C. Newton	11	2	G. Gano kick
		C. McCaffrey pass from C. Newton	6	2	G. Gano kick
		G. Gano Field Goal	54	2	
		G. Gano Field Goal	44	3	
		C. Newton run	12	4	Conversion failed
		G. Gano Field Goal	30	4	



11/4/18	TAMPA BAY	A. Armah	1	1	G. Gano kick
(W, 42-28)		C. McCaffrey run	3	1	G. Gano kick
		C. Samuel run	33	2	G. Gano kick
		C. McCaffrey run	1	2	G. Gano kick
		G. Olsen pass from C. Newton	17	2	G. Gano kick
		C. Samuel pass from C. Newton	19	4	G. Gano kick
11/8/18	at Pittsburgh	C. McCaffrey pass from C. Newton	20	1	G. Gano kick
		C. McCaffrey pass from C. Newton	25	2	G. Gano kick
		C. McCaffrey run	1	4	G. Gano kick
11/18/18	at Detroit	G. Olsen pass from C. Newton	1	1	G. Gano kick
		C. Samuel pass from C. Newton	12	4	Kick failed
		D. Moore pass from C. Newton	8	4	Conversion failed



## 2018 SEASON SCORING PLAYS - OPPONENTS

Date	Opponent	Scoring Play	Yards	Quarter	Conversion
9/9/18	DALLAS	E. Elliott run	4	4	D. Prescott run
(W, 16-8)					
9/16/18	at Atlanta	M. Bryant Field Goal	44	1	
(L, 24-31)		C. Ridley pass from M.Ryan	11	2	M. Bryant kick
		A. Hooper pass from M.Ryan	8	2	M. Bryant kick
		M. Ryan run	1	3	M. Bryant kick
		M. Ryan run	8	4	M. Bryant kick
9/23/18	CINCINNATI	G. Bernard run	1	1	R. Bullock kick
(W, 31-21)		C. Uzomah pass from A. Dalton	1	2	R. Bullock kick
		T. Boyd pass from A. Dalton	27	3	R. Bullock kick
10/7/18	NEW YORK GIANTS	A. Rosas Field Goal	42	1	
(W, 33-31)		S. Barkley pass from E. Manning	57	2	A. Rosas kick
		A. Rosas Field Goal	53	2	
		A. Rosas Field Goal	36	3	
		O. Beckham pass from E. Manning	33	4	E. Manning pass to R. Ellison
		S. Barkley pass from E. Manning	15	4	A. Rosas kick
10/14/18	at Washington	V. Davis pass from A. Smith	22	1	D. Hopkins kick
(L, 23-17)		P. Richardson pass from A. Smith	2	1	D. Hopkins kick
		D. Hopkins Field Goal	49	2	
		D. Hopkins Field Goal	56	4	
		D. Hopkins Field Goal	29	4	
10/21/18	at Philadelphia	A. Jeffrey pass from C. Wentz	11	2	J. Elliott kick
(W, 21-17)		J. Elliott Field Goal	46	2	
		D. Goedert pass from C. Wentz	1	3	J. Elliott kick
10/28/18	BALTIMORE	A. Collins run	14	1	J. Tucker Kick
(W, 36-21)		J. Allen pass from J. Flacco	9	3	J. Tucker kick
		H. Hurst pass from L. Jackson	4	4	J. Tucker kick
11/4/18	TAMPA BAY	O. Howard pass from R. Fitzpatrick	4	2	C. Catanzaro kick
(W, 42-28)		O. Howard pass from R. Fitzpatrick	3	2	C. Catanzaro kick



		A. Humpheries pass from R. Fitzpatrick	5	3	C. Catanzaro kick
		A. Humpheries pass from R. Fitzpatrick	30	4	C. Catanzaro kick
11/8/18	at Pittsburgh	J. Smith-Schuster pass from B. Roethlisberger	75	1	C. Boswell kick
		V. Williams interception return	17	1	C. Boswell kick
		J. Conner run	2	1	C. Boswell kick
		C. Boswell Field Goal	50	2	
		A. Brown pass from B. Roethlisberger	53	2	C. Boswell kick
		V. McDonald pass from B. Roethlisberger	12	3	C. Boswell kick
		J. James pass from B. Roethlisberger	8	3	C. Boswell kick
		J. Samuels pass from B. Roethlisberger	6	4	C. Boswell kick
11/18/18	at Detroit	K. Johnson run	8	1	M. Prater kick
		M. Prater Field Goal	54	2	
		M. Prater Field Goal	32	3	
		K. Golladay pass from M. Stafford	19	4	M. Prater kick





## 2018 BIG PASS PLAYS (20+ yards)

Date	W/L	Opponent	Panthers Big Play	Yards	Opponent Big Play	Yards
9/9/18	W	DALLAS	none		none	
9/16/18	L	at Atlanta	C. Newton to T. Smith	26	M. Ryan to C. Ridley	22
			C. Newton to D. Funchess	27	M. Ryan to M. Hall	30
			C. Newton to J. Wright	22	M. Ryan to J. Jones	30
			C. Newton to D. Moore	51	M. Ryan to C. Ridley	22
					M. Ryan to A. Hooper	30
9/23/18	W	CINCINNATI	C. Newton to D. Funchess	27	A. Dalton to T. Boyd	49
			C. Newton to C. Anderson	24	A. Dalton to A. Green	31
			C. Newton to D. Funchess	20	A. Dalton to T. Boyd	27
					A. Dalton to T. Boyd	23
					A. Dalton to T. Boyd	23
					A. Dalton to T. Eifert	20
10/7/18	W	NEW YORK GIANTS	C. Newton to I. Thomas	27	O. Beckham to S. Barkley	57
			C. Newton to J. Wright	27	E. Manning to R. Shepard	40
			C. Newton to C. Samuel	25	E. Manning to O. Beckham	33
			C. Newton to D. Funchess	21	E. Manning to S. Shepard	28
			C. Newton to D. Moore	20	E. Manning to S. Shepard	26
			C. Newton to D. Moore	20	E. Manning to J. Davis	22
10/14/18	L	at Washington	C. Newton to D. Funchess	23	A. Smith to V. Davis	22
			C. Newton to D. Funchess	22	A. Smith to V. Davis	21
					A. Smith to P. Richardson	21
10/21/18	W	at Philadelphia	C. Newton to T. Smith	35	C. Wentz to A. Jeffery	29
			C. Newton to J. Wright	28	C. Wentz to Z. Ertz	27
			C. Newton to C. McCaffrey	22	C. Wentz to Z. Ertz	22
					C. Wentz to D. Goedert	21
					C. Wentz to A. Jeffery	20
10/28/18	W	BALTIMORE	C. Newton to D. Moore	33	L. Jackson pass to H. Hurst	26
11/4/18	W	TAMPA BAY	C. Newton to C. McCaffrey	32	R. Fitzpatrick to O. Howard	31
			C. Newton to G. Olsen	23	R. Fitzpatrick to A. Humphries	30
			C. Newton to D. Funchess	23	R. Fitzpatrick to C. Godwin	25
			C. Newton to C. McCaffrey	20	R. Fitzpatrick	20



			C. Newton to G. Olsen	20		
11/8/18	L	at Pittsburgh	C. Newton to C. McCaffrey	25	B. Roethlisberger to Smith-Schuster	75
			C. Newton to C. McCaffrey	20	B. Roethlisberger to A. Brown	53
					B. Roethlisberger to A. Brown	33
11/18/18	L	at Detroit	C. Newton to D. Moore	82	M. Stafford to K. Golladay	36
			C. Newton to C. McCaffrey	34	M. Stafford to B. Ellington	21
			C. Newton to D. Moore	29		
			C. Newton to D. Funchess	23		
			C. Newton to J. Wright	21		
<b>TOTAL</b>			31	<b>LONG 82</b>	35	<b>LONG 75</b>



## 2018 BIG RUN PLAYS (10+ yards)



Date	W/L	Opponent	Panthers Big Play	Yards	Opponent Big Play	Yards
9/9/18	W	DALLAS	C. Newton	29	E. Elliott	17
			C. Newton	16	E. Elliott	16
			C. Newton	12		
			C. McCaffrey	13		
			C. McCaffrey	15		
9/16/18	L	at Atlanta	C. Anderson	22	T. Coleman	36
			C. Newton	10	T. Coleman	27
			C. Newton	10	I. Smith	13
			C. McCaffrey	11	I. Smith	18
			C. Newton	16	T. Coleman	19
9/23/18	W	CINCINNATI	C. McCaffrey	45	G. Bernard	23
			C. McCaffrey	19	G. Bernard	22
			C. McCaffrey	15	G. Bernard	12
			C. McCaffrey	13		
			C. McCaffrey	11		
			C. McCaffrey	11		
			C. McCaffrey	10		
			C. Newton	12		
10/7/18	W	NEW YORK GIANTS	C. McCaffrey	13	S. Barkley	30
			D. Moore	18	S. Barkley	20
			C. McCaffrey	14		
10/14/18	L	at Washington	D. Moore	18	A. Peterson	19
			C. Newton	15	A. Peterson	12
			C. Newton	13	A. Peterson	10
10/21/18	W	at Philadelphia	J. Wright	34	W. Smallwood	10
			C. McCaffrey	15		
			C. Newton	14		
			C. Samuel	14		
			C. Newton	12		
			C. Newton	12		



10/28/18	W	BALTIMORE	D. Moore	28	L. Jackson	17
			C. McCaffrey	16	A. Collins	15
			C. McCaffrey	12	A. Collins	14
			C. McCaffrey	12	J. Flacco	13
			C. Newton	12		
			C. McCaffrey	11		
			C. Newton	11		
11/4/18	W	TAMPA BAY	C. McCaffrey	35	P. Barber	18
			C. Samuel	33	J. Rodgers	15
			D. Moore	32	R. Fitzpatrick	10
			C. Newton	12		
11/8/18	L	at Pittsburgh	C. McCaffrey	21	B. Roethlisberger	18
			C. McCaffrey	13	J. Connor	15
			C. McCaffrey	12	J. Smith-Schuster	13
					J. Connor	13
					J. Connor	12
11/18/18		at Detroit	C. McCaffrey	10	K. Johnson	24
					K. Johnson	14
					K. Johnson	13
					K. Johnson	12
TOTAL			45	LONG 45	32	LONG 36



## 2018 TAKEAWAYS

Date	W/L	Opponent	Turnover	Qtr	Returned To	Drive Result
9/9	W	DALLAS	D. Prescott fumble recovered by C. Munnerlyn	4	DAL 14	End of Game
9/16	L	at Atlanta	M. Ryan intercepted by D. Jackson	3	CAR 2	Punt
9/9	W	CINCINNATI	A. Dalton intercepted by D. Jackson	1	CAR 33	Touchdown
			A. Dalton intercepted by E. Obada	3	CIN 26	Touchdown
			A. Dalton intercepted by D. Jackson	4	50	Field Goal
			A. Dalton intercepted by L. Kuechly	4	No return	End of Game
10/7	W	NEW YORK GIANTS	C. Jones recovered muffed punt	2	Touchdown	Touchdown
			E. Manning intercepted by M. Adams	3	CAR 32	Touchdown
			E. Manning intercepted by M. Adams	4	CAR 45	Interception
10/14	L	at Washington	none			
10/21	W	at Philadelphia	C. Wentz fumble recovered by K. Love	4	CAR 22	End of Game
10/28	W	BALTIMORE	A. Collins fumble recovered by V. Butler	2	BLT 12	Touchdown
			J. Flacco intercepted by M. Adams	2	CAR 29	Field Goal
			J. Flacco intercepted by C. Munnerlyn	3	CAR 49	Field Goal
11/4	W	TAMPA BAY	R. Fitzpatrick intercepted by E. Reid	1	TB 39	Touchdown
			R. Fitzpatrick intercepted by D. Jackson	4	CAR 20	End of Game
11/8	L	at Pittsburgh	none			
11/18	L	at Detroit	none			





## 2018 GIVEAWAYS

Date	W/L	Opponent	Turnover	Qtr	Returned To	Drive Result
9/9	W	DALLAS	C. McCaffrey fumble recovered by D. Ross	1	CAR 10	Punt
9/16	L	at Atlanta	C. Newton intercepted by R. Allen	4	ATL 47	Punt
9/23	W	CINCINNATI	none			
10/7	W	NEW YORK GIANTS	C. Newton intercepted by C. Riley	3	NYG 22	Interception
			C. Newton intercepted by J. Jenkins	4	CAR 34	Touchdown
10/14	L	at Washington	D. Moore fumble recovered by J. Sprinkle	1	CAR 22	Touchdown
			C. Newton intercepted by J. Norman	2	WAS 28	Punt
			D. Moore fumble recovered by M. Foster	2	WAS 33	Field Goal
10/21	W	at Philadelphia	none			
10/28	W	BALTIMORE	none			
11/4	W	TAMPA BAY	none			
11/8	L	At Pittsburgh	C. Newton intercepted by V. Williams	1	Touchdown	Touchdown
			C. Samuel fumble recovered by A.Chickillo	3	CAR 9	Touchdown
11/18	L	at Detroit	C. Newton intercepted by T. Walker	2	DET 47	Punt

## TURNOVER SUMMARY

Offense Giveaways	10	Opponents Points	32	4 TD	1 FG	3 XP	1 2PT
Defense Takeaways	15	Panthers Points	51	6 TD	3 FG	6 XP	0 2PT
Turnover Differential	+5	Net Points	+19				



## 2018 INSIDE THE 20 PRODUCTION - PANTHERS

Date/Opponent	Poss	TD	PAT	2PT	FG	Missed FG	INT	Fumble	Downs	Half	Game	Points	TD %	Score %	Pts/ Poss.
9/9 vs. DALLAS	5	2	1	0	1	0	0	1	0	0	1	16	40.0	60.0	3.2
9/16 at Atlanta	2	2	2	0	0	0	0	0	0	0	0	14	100.0	100.0	7.0
9/23 vs. CINCINNATI	3	3	3	0	0	0	0	0	0	0	0	21	100.0	100.0	7.0
10/7 vs. NEW YORK GIANTS	3	1	1	0	1	0	1	0	0	0	0	10	33.0	66.0	3.3
10/14 at Washington	3	1	0	1	1	0	0	0	1	0	0	11	33.0	66.0	3.7
10/21 at Philadelphia	3	3	1	1	0	0	0	0	0	0	0	21	100.0	100.0	7.0
10/28 BALTIMORE	5	4	3	0	1	0	0	0	0	0	0	31	80.0	100.0	6.2
11/4 TAMPA BAY	5	5	5	0	0	0	0	0	0	0	0	35	100.0	100.0	7.0
11/8 Pittsburgh	1	1	1	0	0	0	0	0	0	0	0	7	100.0	100.0	7.0
11/18 at Detroit	4	3	1	0	0	1	0	0	0	0	0	19	75.0	75.0	4.8
Totals	34	25	18	2	4	1	1	1	1	0	1	185	73.5	85.3	5.4

## 2018 INSIDE THE 20 PRODUCTION - OPPONENTS

Date/Opponent	Poss	TD	PAT	2PT	FG	Missed FG	INT	Fumble	Downs	Half	Game	Points	TD %	Score %	Pts/ Poss.
9/9 DALLAS	1	1	0	1	0	0	0	0	0	0	0	8	100.0	100.0	8.0
9/16 at Atlanta	4	4	4	0	0	0	0	0	0	0	0	28	100.0	100.0	7.0
9/23 CINCINNATI	2	2	2	0	0	0	0	0	0	0	0	14	100.0	100.0	7.0
10/7 vs. NEW YORK GIANTS	2	1	1	0	1	0	0	0	0	0	0	10	50.0	100.0	5.0
10/14 at Washington	2	1	1	0	1	0	0	0	0	0	0	10	50.0	100.0	5.0
10/21 at Philadelphia	4	2	2	0	0	1	0	1	0	0	0	17	50.0	50.0	4.3
10/28 BALTIMORE	2	2	2	0	0	0	0	0	0	0	0	14	100.0	100.0	7.0
11/4 TAMPA BAY	3	3	3	0	0	0	0	0	0	0	0	28	100.0	100.0	7.0
11/8 Pittsburgh	4	4	4	0	0	0	0	0	0	0	0	28	100.0	100.0	7.0
11/18 at Detroit	3	2	2	0	1	0	0	0	0	0	0	17	66.0	100.0	5.7
Totals	27	22	22	1	3	1	0	1	0	0	0	174	81.5	92.6	6.4



## 2018 BALL POSSESSION AND DRIVE CHART

### Dallas Cowboys at Carolina Panthers (09/09/18)

#### Dallas (29:24) AVERAGE - DAL 21

NO	BEGIN	POSS	PLAYS	YDS	PEN	NET	LAST	RESULT
1	DAL 25	2:40	3	3	-15	-12	DAL 13	Punt
2	DAL 10	4:24	7	40	-5	35	DAL 45	Punt
3	DAL 14	1:43	3	0	0	0	DAL 14	Punt
4	DAL 25	1:43	3	-1	0	-1	DAL 24	Punt
5	DAL 17	2:58	5	19	0	19	DAL 36	Punt
6	DAL 25	0:03	1	-1	0	-1	DAL 25	End of Half
7	DAL 8	3:30	7	46	0	46	CAR 46	Punt
8	DAL 45	3:59	8	36	-10	26	CAR 29	Missed FG
9	DAL 25	5:21	10	65	10	75	CAR 4	Touchdown
10	DAL 21	2:39	8	31	0	31	CAR 48	Downs
11	DAL 20	0:24	3	-6	0	-6	DAL 23	Fumble

#### CAROLINA (30:36) AVERAGE - CAR 38

BEGIN	POSS	PLAYS	YDS	PEN	NET	LAST	RESULT
CAR 32	5:44	9	58	5	63	DAL 5	Fumble
CAR 18	3:11	7	45	-10	35	DAL 47	Punt
DAL 35	3:28	7	35	0	35	DAL 4	Touchdown
CAR 30	1:25	3	8	-5	3	CAR 33	Punt
CAR 38	2:41	11	63	-10	53	DAL 9	Field Goal
CAR 25	3:14	5	12	5	17	CAR 42	Punt
CAR 15	1:40	3	5	0	5	CAR 20	Punt
CAR 37	3:25	6	58	5	63	DAL 1	Touchdown
CAR 25	3:59	5	15	-15	0	CAR 25	Punt
CAR 48	0:22	3	0	0	0	CAR 48	Punt
DAL 14	1:27	3	-6	-5	-11	DAL 22	End of Game

### Carolina Panthers at Atlanta Falcons (09/16/18)

#### Carolina (30:18) AVERAGE - CAR 20

NO	BEGIN	POSS	PLAYS	YDS	PEN	NET	LAST	RESULT
1	CAR 25	3:24	7	39	0	39	ATL 36	Field Goal
2	CAR 25	2:31	3	-5	-5	-10	CAR 15	Punt
3	CAR 30	6:28	13	75	-5	70	ATL 5	Touchdown
4	CAR 25	2:28	5	12	-5	7	CAR 32	Punt
5	CAR 18	0:22	1	1	0	1	CAR 18	End of Half
6	CAR 2	1:27	3	8	0	8	CAR 10	Punt
7	CAR 25	3:50	6	38	-10	28	ATL 47	Punt
8	CAR 20	5:21	11	64	16	80	ATL 3	Touchdown
9	CAR 25	1:03	4	53	0	53	ATL 22	Interception
10	CAR 4	1:36	5	96	0	96	CAR 49	Touchdown
11	CAR 16	1:48	8	58	-5	53	ATL 31	End of Game

#### ATLANTA (29:42) AVERAGE - ATL 26

BEGIN	POSS	PLAYS	YDS	PEN	NET	LAST	RESULT
ATL 17	5:55	10	57	0	57	CAR 26	Field Goal
ATL 25	3:00	6	11	0	11	ATL 36	Punt
ATL 25	4:39	9	61	14	75	CAR 11	Touchdown
ATL 15	1:13	7	85	0	85	CAR 8	Touchdown
ATL 31	0:44	2	30	0	30	CAR 39	Interception
ATL 42	3:26	7	58	0	58	CAR 1	Touchdown
ATL 10	3:49	7	48	0	58	CAR 42	Punt
ATL 25	4:06	7	70	5	75	CAR 8	Touchdown
ATL 47	2:18	3	5	0	5	CAR 48	Punt
ATL 25	0:32	3	9	0	9	CAR 48	Punt

### Cincinnati Bengals at Carolina Panthers (09/23/18)

#### Cincinnati (26:05) AVERAGE - CIN 23

NO	BEGIN	POSS	PLAYS	YDS	PEN	NET	LAST	RESULT
1	CIN 25	6:03	11	73	2	75	CAR 1	Touchdown
2	CIN 25	1:07	4	24	0	24	CIN 49	Interception
3	CIN 25	5:04	12	75	0	75	CAR 1	Touchdown
4	CIN 25	1:38	6	25	0	25	50	Punt
5	CIN 25	2:10	4	17	0	17	CIN 42	Punt
6	CIN 11	1:10	2	18	-5	13	CIN 24	Interception
7	CIN 25	2:41	5	75	0	75	CAR 27	Touchdown
8	CIN 41	1:32	3	3	0	3	CIN 44	Punt
9	CIN 14	2:41	7	61	-10	51	CAR 35	Missed FG
10	CIN 17	0:48	2	-10	0	-10	CIN 7	Interception
11	CIN 25	1:11	6	35	0	35	CAR 40	Interception

#### CAROLINA (33:55) AVERAGE - CAR 31

BEGIN	POSS	PLAYS	YDS	PEN	NET	LAST	RESULT
CAR 25	1:17	3	8	0	8	CAR 25	Punt
CAR 25	4:38	9	75	0	75	CIN 2	Touchdown
CAR 33	4:52	9	67	0	67	CIN 4	Touchdown
CAR 25	4:12	7	75	0	75	CIN 24	Touchdown
CAR 2	1:09	3	3	0	3	CAR 6	End of Half
CAR 24	2:13	5	31	0	31	CIN 45	Punt
CIN 26	3:53	6	20	6	26	CIN 5	Touchdown
CAR 25	2:56	7	19	15	34	CIN 41	Downs
CAR 10	3:30	6	26	0	26	CAR 36	Punt
CAR 43	2:53	5	25	-15	10	CIN 47	Punt
50	2:22	7	28	0	28	CIN 22	Field Goal



# 2018 BALL POSSESSION AND DRIVE CHART

New York Giants at Carolina Panthers (09/23/18)

New York Giants (24:33) AVERAGE - NYG 31

NO	BEGIN	POSS	PLAYS	YDS	PEN	NET	LAST	RESULT
1	NYG 27	2:04	5	13	0	13	NYG 40	Punt
2	CAR 39	2:57	6	21	-5	16	CAR 23	Field Goal
3	NYG 25	3:53	7	36	0	36	CAR 39	Downs
4	NYG 28	0:58	3	4	0	4	NYG 32	Punt
5	NYG 25	2:07	4	80	-5	75	NYG 43	Touchdown
6	NYG 25	2:16	7	40	0	40	CAR 35	Field Goal
7	NYG 7	5:36	13	75	0	75	CAR 18	Field Goal
8	NYG 22	2:04	4	53	0	53	CAR 25	Interception
9	NYG 25	0:44	2	1	0	1	NYG 26	Interception
10	CAR 34	0:45	2	34	0	34	CAR 33	Touchdown
11	NYG 25	1:08	4	75	0	75	CAR 15	Touchdown
12		0:01	0	0	0	0		End of Game

CAROLINA (35:27) AVERAGE - CAR 28

BEGIN	POSS	PLAYS	YDS	PEN	NET	LAST	RESULT
CAR 6	2:35	3	0	-7	0	CAR 6	Punt
CAR 25	2:46	5	75	0	75	NYG 25	Touchdown
CAR 39	1:39	3	8	0	8	CAR 47	Punt
CAR 20	4:24	7	51	0	51	NYG 29	Field Goal
CAR 40	4:01	8	31	0	31	NYG 29	Field Goal
CAR 25	0:20	1	-1	0	-1	CAR 25	End of Half
CAR 25	1:50	3	6	0	6	CAR 31	Punt
CAR 25	4:00	9	34	15	49	NYG 26	Interception
CAR 32	5:09	9	53	15	68	NYG 18	Touchdown
NYG 45	1:44	3	2	0	2	NYG 43	Interception
CAR 25	5:52	12	54	0	54	NYG 21	Field Goal
CAR 25	1:07	8	30	0	30	NYG 45	Field Goal

Carolina Panthers at Washington Redskins (10/14/18)

Carolina (24:36) AVERAGE - CAR 20

NO	BEGIN	POSS	PLAYS	YDS	PEN	NET	LAST	RESULT
1	CAR 25	3:25	5	22	0	22	CAR 47	Punt
2	CAR 25	1:04	3	-1	0	-1	CAR 24	Punt
3	CAR 18	3:56	7	29	0	29	CAR 47	Interception
4	CAR 24	0:40	2	39	0	39	CAR 46	Fumble
5	CAR 25	2:25	7	75	0	75	WAS 23	Touchdown
6	CAR 3	0:28	3	2	-2	0	CAR 3	Punt
7	CAR 3	0:17	1	-1	0	-1	CAR 3	End of Half
8	CAR 39	5:32	11	42	5	47	WAS 14	Field Goals
9	CAR 25	4:08	9	75	0	75	WAS 3	Touchdown
10	CAR 16	2:41	12	68	0	68	WAS 16	Downs
11								

WASHINGTON (35:24) AVERAGE - WAS 34

BEGIN	POSS	PLAYS	YDS	PEN	NET	LAST	RESULT
WAS 20	1:09	3	8	0	8	WAS 28	Punt
CAR 22	0:06	1	22	0	22	CAR 22	Touchdown
WAS 36	6:14	12	59	5	64	CAR 2	Touchdown
WAS 28	2:02	3	9	-10	-1	WAS 27	Punt
WAS 33	5:54	10	36	0	36	CAR 31	Field Goal
WAS 25	1:41	6	31	0	31	CAR 44	Punt
CAR 33	0:39	3	4	-10	-6	CAR 39	Punt
WAS 31	4:20	9	31	0	31	CAR 38	Downs
WAS 20	7:28	12	42	0	42	CAR 38	Field Goal
WAS 25	5:17	10	49	15	64	CAR 11	Field Goal
WAS 8	0:34	1	-1	0	-1	WAS 8	End of Game

Carolina Panthers at Philadelphia Eagles (10/21/18)

Carolina (24:43) AVERAGE - CAR 26

NO	BEGIN	POSS	PLAYS	YDS	PEN	NET	LAST	RESULT
1	CAR 41	2:15	5	15	0	15	PHI 44	Punt
2	CAR 26	2:23	5	7	0	7	CAR 33	Punt
3	CAR 35	1:42	3	7	0	7	CAR 42	Punt
4	CAR 25	4:26	6	54	-10	44	PHI 31	Punt
5	CAR 24	4:59	10	53	-20	33	PHI 43	Punt
6	CAR 20	4:58	11	80	0	80	PHI 14	Touchdown
7	CAR 13	2:44	7	87	0	87	PHI 18	Touchdown
8	CAR 31	0:55	10	69	0	69	PHI 1	Touchdown
9	CAR 22	0:21	1	-1	0	-1	CAR 22	End of Game

PHILADELPHIA (35:17) AVERAGE - PHI 20

BEGIN	POSS	PLAYS	YDS	PEN	NET	LAST	RESULT
PHI 25	1:38	3	-10	0	-10	PHI 15	Punt
PHI 20	8:21	15	77	-15	62	CAR 18	Missed FG
PHI 26	3:44	7	74	0	47	CAR 11	Touchdown
PHI 12	3:21	6	65	-5	60	CAR 28	Field Goal
PHI 4	2:10	6	16	-10	6	PHI 14	End of Half
PHI 6	9:22	17	99	-5	94	CAR 1	Touchdown
PHI 30	3:49	6	22	0	22	CAR 48	Punt
PHI 25	1:51	3	0	0	0	PHI 25	Punt
PHI 30	1:01	4	0	48	44	CAR 14	Fumble

### Baltimore Ravens at Carolina Panthers (10/28/18)

#### Baltimore (25:59) AVERAGE - BLT 23

NO	BEGIN	POSS	PLAYS	YDS	PEN	NET	LAST	RESULT
1	BLT 25	7:10	11	80	-5	75	CAR 14	Touchdown
2	BLT 1	1:41	3	9	-5	4	BLT 5	Punt
3	BLT 25	0:43	2	-5	0	-5	BLT 31	Fumble
4	BLT 25	3:37	6	31	0	31	CAR 44	Punt
5	BLT 25	2:53	10	30	-15	15	BLT 40	Interception
6	BLT 35	1:28	6	19	0	19	CAR 46	Downs
7	BLT 8	2:30	6	28	0	28	BLT 36	Interception
8	BLT 25	2:48	10	75	0	75	CAR 9	Touchdown
9	BLT 25	1:01	3	-6	-5	-11	BLT 14	Punt
10	BLT 36	2:08	7	64	0	64	CAR 26	Touchdown

#### CAROLINA (34:01) AVERAGE - CAR 37

BEGIN	POSS	PLAYS	YDS	PEN	NET	LAST	RESULT
CAR 25	3:19	7	28	0	28	BLT 47	Punt
CAR 46	2:14	4	54	0	54	BLT 11	Touchdown
BLT 12	1:28	3	12	0	12	BLT 11	Touchdown
CAR 1	6:03	10	99	0	99	BLT 6	Touchdown
CAR 29	0:52	6	40	-5	35	BLT 36	Field Goal
CAR 25	3:13	6	17	-5	12	CAR 37	Punt
CAR 46	2:18	3	6	0	6	BLT 48	Punt
BLT 49	2:33	5	23	0	23	BLT 26	Field Goal
CAR 15	5:18	9	85	0	85	BLT 12	Touchdown
CAR 46	5:41	11	24	18	42	BLT 12	Field Goal
CAR 40	1:02	2	-2	0	-2	CAR 39	End of Game

### Tampa Buccaneers at Carolina Panthers (11/4/18)

#### Tampa Bay (29:00) AVERAGE - TB 25

NO	BEGIN	POSS	PLAYS	YDS	PEN	NET	LAST	RESULT
1	TB 25	0:58	3	3	0	3	TB 28	Punt
2	TB 20	0:50	2	2	0	2	TB 22	Interception
3	TB 25	3:22	6	23	-5	18	TB 43	Punt
4	TB 25	3:59	8	60	15	75	CAR 4	Touchdown
5	TB 20	2:19	3	-14	0	-14	TB 6	Punt
6	TB 25	0:58	4	1	0	1	TB 26	Downs
7	TB 25	3:46	11	70	5	75	CAR 3	Touchdown
8	TB 29	1:35	3	-6	0	-6	TB 23	Punt
9	TB 16	4:31	10	65	19	84	CAR 5	Touchdown
10	TB 21	2:22	6	84	-5	79	CAR 30	Touchdown
11	TB 25	4:12	8	13	1	14	TB 39	Punt
12	TB 39	0:08	1	0	0	0	TB 39	Interception

#### CAROLINA (31:00) AVERAGE - CAR 35

BEGIN	POSS	PLAYS	YDS	PEN	NET	LAST	RESULT
CAR 32	1:29	3	8	0	8	CAR 40	Punt
TB 10	1:09	3	6	4	10	TB 1	Touchdown
CAR 12	3:58	8	88	0	88	TB 3	Touchdown
CAR 25	2:55	5	75	0	75	TB 33	Touchdown
TB 42	1:37	4	42	0	42	TB 1	Touchdown
TB 25	2:25	5	45	-20	25	TB 17	Touchdown
CAR 25	0:15	1	-1	0	-1	CAR 25	End of Half
CAR 25	1:32	3	-5	0	-5	CAR 20	Punt
CAR 31	2:08	3	5	0	5	CAR 36	Punt
CAR 25	3:28	6	38	1	39	TB 38	Downs
CAR 25	5:20	9	90	-15	75	TB 19	Touchdown
CAR 9	1:07	3	6	0	6	CAR 15	Punt
CAR 20	3:37	6	10	10	20	CAR 41	End of Game

### Carolina Panthers at Pittsburgh Steelers (11/8/18)

#### Carolina (29:25) AVERAGE - CAR 25

NO	BEGIN	POSS	PLAYS	YDS	PEN	NET	LAST	RESULT
1	CAR 25	4:31	9	75	0	75	PIT 20	Touchdown
2	CAR 12	0:13	1	0	0	0	CAR 12	Interception
3	CAR 25	1:09	3	1	0	1	CAR 26	Punt
4	CAR 25	4:48	8	34	0	34	PIT 41	Punt
5	CAR 27	4:42	9	73	0	73	PIT 25	Touchdown
6	CAR 25	2:06	7	23	-5	18	CAR 43	Punt
7	CAR 30	2:12	3	-2	0	-2	CAR 28	Punt
8		0:08	0	0	0	0		Fumble
9	CAR 26	3:54	6	2	0	2	CAR 28	Punt
10	CAR 42	3:51	7	34	24	58	PIT 1	Touchdown
11	CAR 12	1:51	3	2	0	2	CAR 18	End of Game

#### PITTSBURGH (30:35) AVERAGE - PIT 30

BEGIN	POSS	PLAYS	YDS	PEN	NET	LAST	RESULT
PIT 25	0:11	1	75	0	75	PIT 25	Touchdown
PIT 39	4:21	8	61	0	61	CAR 2	Touchdown
PIT 8	5:01	9	60	0	60	CAR 32	Field Goal
PIT 25	1:56	4	75	0	75	PIT 47	Touchdown
PIT 11	1:02	4	25	0	25	PIT 37	End of Half
PIT 25	6:42	12	75	0	75	CAR 12	Touchdown
PIT 35	5:48	11	58	7	65	CAR 8	Touchdown
CAR 9	0:15	2	9	0	9	CAR 6	Touchdown
PIT 28	1:35	3	2	0	2	PIT 30	Punt
PIT 14	3:44	5	17	5	22	PIT 36	Punt



**Carolina Panthers at Detroit Lions (11/18/18)**

**Carolina (28:20) AVERAGE - CAR 16**

NO	BEGIN	POSS	PLAYS	YDS	PEN	NET	LAST	RESULT
1	CAR 10	5:33	10	90	0	90	DET 1	Touchdown
2	CAR 25	2:11	3	0	0	0	CAR 25	Punt
3	CAR 2	3:02	5	20	0	20	CAR 22	Punt
4	CAR 25	3:32	7	17	0	17	CAR 42	Punt
5	CAR 25	0:08	1	0	-5	-5	CAR 20	Interception
6	CAR 6	3:44	7	78	0	78	DET 16	Missed FG
7	CAR 13	3:15	6	13	0	13	CAR 26	Punt
8	CAR 8	4:33	10	92	0	92	DET 12	Touchdown
9	CAR 25	0:45	3	2	0	2	CAR 27	Punt
10	CAR 25	1:37	6	75	0	75	DET 8	Touchdown
11								

**DETROIT (31:40) AVERAGE - DET 32**

BEGIN	POSS	PLAYS	YDS	PEN	NET	LAST	RESULT
DET 28	6:51	12	72	0	72	CAR 8	Touchdown
DET 30	2:39	5	13	0	13	DET 43	Punt
DET 31	1:59	3	-4	0	-4	DET 27	Punt
DET 16	3:36	10	48	0	48	CAR 36	Field Goal
DET 47	0:29	3	0	0	0	DET 47	Punt
DET 25	2:05	4	32	0	32	CAR 43	Punt
DET 24	5:24	11	62	0	62	CAR 14	Field Goal
DET 48	1:36	4	12	-5	7	CAR 45	Punt
DET 25	4:10	9	75	0	75	CAR 19	Touchdown
DET 21	1:44	3	2	0	2	DET 23	Punt
CAR 44	1:07	2	-3	0	-3	CAR 46	End of Game



## 2018 PANTHERS BESTS

<b>RUSHING YARDS</b>				
184	Christian McCaffrey	28-184-0	CINCINNATI	9/23/18
79	Christian McCaffrey	17-79-2	TAMPA BAY	11/4/18
77	Christian McCaffrey	14-77-1	DALLAS	11/8/18
<b>RUSHING ATTEMPTS</b>				
28	Christian McCaffrey	28-184-0	CINCINNATI	9/23/18
17	Christian McCaffrey	17-58-0	NEW YORK GIANTS	10/8/18
17	Christian McCaffrey	17-79-2	TAMPA BAY	11/4/18
<b>LONGEST RUSH</b>				
45	Christian McCaffrey	28-184-0	CINCINNATI	9/23/18
33	C. Samuel	1-33-1	TAMPA BAY	11/4/18
32	D. Moore	1-32-0	TAMPA BAY	11/4/18
<b>YARDS/CARRY (min. 10 attempts)</b>				
6.6	Christian McCaffrey	28-184-0	CINCINNATI	9/23/18
5.5	Christian McCaffrey	14-77-1	at Pittsburgh	11/14/18
5.2	Cam Newton	10-52-1	BALTIMORE	10/28/18
<b>YARDS PASSING</b>				
357	Cam Newton	37-25-3	at DETROIT	11/18/18
335	Cam Newton	45-32-3	at Atlanta	9/16/18
275	Cam Newton	40-27-2	at Washington	9/14/18
<b>PASSES ATTEMPTED</b>				
45	Cam Newton	45-32-3	at Atlanta	9/16/18
40	Cam Newton	40-27-2	at Washington	10/14/18
39	Cam Newton	39-25-2	at Philadelphia	10/21/18
<b>COMPLETIONS</b>				
32	Cam Newton	45-32-3	at Atlanta	9/16/18
27	Cam Newton	40-27-2	at Washington	10/14/18
25	Cam Newton	39-25-2	at Philadelphia	10/21/18
25	Cam Newton	37-25-3	at Detroit	11/18/18
<b>RECEPTIONS</b>				
14	Christian McCaffrey	14-102-0	at Atlanta	9/16/18
7	Devin Funchess	7-77-0	at Atlanta	9/16/18



7	Christian McCaffrey	7-46-0	at Washington	10/14/18
7	DJ Moore	7-157-1	at Detroit	11/18/18
RECEIVING YARDS				
157	DJ Moore	7-157-1	at Detroit	11/18/18
102	Christian McCaffrey	14-102-0	at Atlanta	9/16/18
90	DJ Moore	5-90-0	BALTIMORE	10/28/18
LONGEST RECEPTION				
82	DJ Moore	7-157-1	at Detroit	11/18/18
51	DJ Moore	1-51-1	at Atlanta	9/16/18
35	Torrey Smith	4-61-0	at Philadelphia	10/21/18
FIELD GOALS				
4	Graham Gano	39, 47, 47, 63	NEW YORK GIANTS	10/3/18
3	Graham Gano	30, 44, 54	BALTIMORE	10/28/18
LONGEST FIELD GOAL				
63	Graham Gano	63	NEW YORK GIANTS	10/3/18
54	Graham Gano	54	at Atlanta	9/16/18
54	Graham Gano	54	BALTIMORE	10/28/18



## 2018 OPPONENTS BESTS

<b>RUSHING YARDS</b>				
107	Tevin Coleman	16-107-0	at Atlanta	9/16/18
97	Adrian Peterson	17-97-0	at Washington	10/14/18
87	Kerryon Johnson	15-87-1	at Detroit	11/18/18
<b>RUSHING ATTEMPTS</b>				
17	Adrian Peterson	17-97-0	at Washington	10/14/18
16	Tevin Coleman	16-107-0	at Atlanta	9/16/18
15	Ezekiel Elliott	15-69-1	DALLAS	9/9/18
15	Saquon Barkley	15-48-0	NEW YORK GIANTS	10/7/18
15	Kerryon Johnson	15-87-1	at Detroit	11/18/18
<b>LONGEST RUSH</b>				
36	Tevin Coleman	16-107-0	at Atlanta	9/16/18
30	Saquon Barkley	15-48-0	NEW YORK GIANTS	10/7/18
24	Kerryon Johnson	15-87-1	at Detroit	11/18/18
<b>YARDS/CARRY (min. 10 attempts)</b>				
6.7	Tevin Coleman	16-107-0	at Atlanta	9/16/18
5.8	Kerryon Johnson	15-87-1	at Detroit	11/18/18
5.7	Adrian Peterson	17-97-0	at Washington	10/14/18
<b>YARDS PASSING</b>				
352	Andy Dalton	46-29-2	CINCINNATI	9/23/18
328	Ben Roethlisberger	25-22-5	at Pittsburgh	11/8/18
326	Eli Manning	36-22-2	NEW YORK GIANTS	10/7/18
<b>PASSES ATTEMPTED</b>				
46	Andy Dalton	46-29-2	CINCINNATI	9/23/18
40	Ryan Fitzpatrick	40-24-4	TAMPA BAY	11/4/18
39	Joe Flacco	39-22-1	BALTIMORE	10/28/18
<b>COMPLETIONS</b>				
30	Carson Wentz	37-30-2	at Philadelphia	10/21/18
29	Andy Dalton	46-29-2	CINCINNATI	9/23/18
24	Ryan Fitzpatrick	40-24-4	TAMPA BAY	11/4/18
<b>RECEPTIONS</b>				
9	Zach Ertz	9-138-0	at Philadelphia	10/21/18



8	Odell Beckham	8-131-1	NEW YORK GIANTS	10/7/18
8	Adam Humphries	8-82-2	TAMPA BAY	11/4/18
8	Kenny Golladay	8-113-1	at Detroit	11/18/18
RECEIVING YARDS				
138	Zach Ertz	9-138-0	at Philadelphia	10/21/18
132	Tyler Boyd	6-132-1	CINCINNATI	9/23/18
131	Odell Beckham	8-131-1	NEW YORK GIANTS	10/7/18
LONGEST RECEPTION				
75	Antonio Brown	6-96-1	at Pittsburgh	11/8/18
57	Saquon Barkley	4-81-2	NEW YORK GIANTS	10/7/18
53	Juju Smith-Schuster	3-90-1	at Pittsburgh	11/8/18
FIELD GOALS				
3	Dustin Hopkins	49, 56, 29	at Washington	10/14/18
3	Aldrick Rosas	42, 53, 36	NEW YORK GIANTS	10/7/18
2	Matt Prater	54, 32	at Detroit	11/18/18
LONGEST FIELD GOAL				
56	Dustin Hopkins	56	at Washington	10/14/18
54	Matt Prater	54	at Detroit	11/18/18
53	Aldrick Rosas	53	NEW YORK GIANTS	10/7/18





## 2018 REGULAR SEASON RECORDS WHEN...

OVERALL RECORD	6-4	ON GRASS	6-2
HOME	5-0	ON TURF	0-2
AWAY	1-4	OUTDOORS	6-2
		INDOORS	0-2
PANTHERS WIN COIN TOSS	5-0		
PANTHERS LOSE COIN TOSS	1-4	SEPTEMBER	2-1
SCORING FIRST	2-3	OCTOBER	3-1
OPPONENT SCORES FIRST	4-1	NOVEMBER	1-2
LEADING AT HALFTIME	5-0	DECEMBER	0-0
TIED AT HALFTIME	0-0		
TRAILING AT HALFTIME	1-4	AFC OPPONENTS	2-1
LEADING AFTER THREE QUARTERS	5-0	AFC NORTH	2-1
TIED AFTER THREE QUARTERS	0-0	NFC OPPONENTS	4-3
TRAILING AFTER THREE QUARTERS	1-4	NFC SOUTH	1-1
OVERTIME	0-0	NFC EAST	3-1
		NFC WEST	0-0
SCORING ON FIRST POSSESSION	0-3	NFC NORTH	0-1
SCORING TOUCHDOWN ON FIRST POSSESSION	0-2		
SCORING FIELD GOAL ON FIRST POSSESSION	0-1	WHITE JERSEYS	4-3
SCORING 10 OR MORE POINTS	6-4	BLACK JERSEYS	1-1
SCORING 20 OR MORE POINTS	6-3	BLUE JERSEYS	1-0
SCORING 30 OR MORE POINTS	6-0		
ALLOWING 10 OR FEWER POINTS	1-0	DAY	6-3
ALLOWING 20 OR FEWER POINTS	2-1	NIGHT	0-1
ALLOWING 20 OR MORE POINTS	4-4		
		TURNOVERS POSITIVE	5-0
OUTCOMES OF 7 POINTS OR LESS	2-3	TURNOVERS EVEN	1-1
OUTCOMES OF 3 POINTS OR LESS	1-1	TURNOVERS NEGATIVE	0-3
RUSHING 20 OR MORE TIMES	5-1		
RUSHING 30 OR MORE TIMES	5-0		
RUSHING 40 OR MORE TIMES	1-0		
TIME OF POSSESSION 30:00 OR MORE MINUTES	5-1		
INDIVIDUAL PANTHERS 100-YARD RUSHER	1-0		
INDIVIDUAL PANTHERS 100-YARD RECEIVER	0-2		
INDIVIDUAL PANTHERS 300-YARD PASSER	0-2		
PANTHERS OUT-GAIN OPPOSITION	4-2		
PANTHERS OUT-RUSH OPPOSITION	6-0		
PANTHERS OUT-PASS OPPOSITION	3-3		
OPPONENT INDIVIDUAL 100-YARD RUSHER	0-1		
OPPONENT INDIVIDUAL 100-YARD RECEIVER	3-1		
OPPONENT INDIVIDUAL 300-YARD PASSER	3-1		



## 2018 Season Records

	Highest	Opponent	Lowest	Opponent
<b>Panthers Records</b>				
Total Net Yards	439	at Atlanta	232	DALLAS
Total Plays	67	NEW YORK GIANTS	56	at Pittsburgh
First Downs	27	at Atlanta	18	at Pittsburgh
Net Rushing Yards	230	CINCINNATI	56	at Detroit
Rushing Attempts	41	CINCINNATI	16	at Detroit
Avg Gain/Rush	7.1	at Philadelphia	3.5	at Detroit
Net Passing Yards	331	at Detroit	146	DALLAS
Pass Attempts	45	at Atlanta	24	CINCINNATI
Pass Completions	32	at Atlanta	15	CINCINNATI
Avg Gain/Pass Play	8.4	TAMPA BAY	4.3	at Pittsburgh
Passes Intercepted	2	NEW YORK GIANTS	0	CINCINNATI/ at PHI/ BLT/TB
Sacks Allowed	5	at Pittsburgh	0	BALTIMORE
Fumbles Lost	2	at Washington	0	at Atlanta/CIN/NYG/at PHI/ BLT/TB/at DET
Penalty Yards	84	TAMPA BAY	15	at Detroit
Points	42	TAMPA BAY	16	DALLAS
Time of Possession	35:27	CINCINNATI	24:36	at Washington
	Highest	Opponent	Lowest	Opponent
<b>Opponents Records</b>				
Total Net Yards	457	at Pittsburgh	232	DALLAS
Total Plays	67	at Washington	54	NEW YORK GIANTS
First Downs	25	CINCINNATI/at PIT	17	DALLAS
Net Rushing Yards	170	at Atlanta	50	NEW YORK GIANTS
Rushing Attempts	32	at Atlanta	13	CINCINNATI
Avg Gain/Rush	5.6	BALTIMORE	2.4	at Philadelphia
Net Passing Yards	330	CINCINNATI	138	DALLAS
Pass Attempts	46	CINCINNATI	27	at Pittsburgh
Pass Completions	30	at Philadelphia	19	DALLAS
Avg Gain/Pass Play	11.4	at Pittsburgh	3.9	DALLAS
Passes Intercepted	4	CINCINNATI	0	DALLAS/at WAS/at PHI/at PIT/at DET
Sacks Allowed	6	DALLAS	0	at Atlanta
Fumbles Lost	1	DALLAS/NYG/at PHI/ BLT	0	at ATL/CIN/at WAS/ at PHI/at PIT/ at DET
Penalty Yards	85	DALLAS	5	at Detroit
Points	52	at Pittsburgh	8	DALLAS
Time of Possession	35:24	at Washington	24:33	NEW YORK GIANTS



***ALL-TIME  
LEADERS***

# THE LAST TIME...

## 500 YARDS TOTAL OFFENSE

By Panthers: 548 vs. Miami 11/13/17  
Playoffs: Has never happened  
By Opponents: 534 at Seattle 12/4/16  
Playoffs: Has never happened

## 400 YARDS TOTAL OFFENSE

By Panthers: 407 vs. Tampa Bay 11/4/18  
Playoffs: 467 vs. Arizona 1/24/16  
By Opponents: 457 at Pittsburgh 11/8/18  
Playoffs: 410 at New Orleans 1/7/18

## 200 YARDS RUSHING OFFENSE

By Panthers: 230 vs. Cincinnati 9/23/18  
Playoffs: 223 at New York Giants 1/8/06  
By Opponents: 240 at Seattle 12/4/16  
Playoffs: 201 at Green Bay 1/12/97

## 300 YARDS PASSING IN A GAME BY A PLAYER

By Panthers: 357, Cam Newton at Detroit 11/18/18  
Playoffs: 335, Cam Newton vs. Arizona 1/24/16  
By Opponents: 328, Ben Roethlisberger at Pittsburgh 11/8/18  
Playoffs: 376, Drew Brees at New Orleans 1/7/18

## 400 YARDS PASSING IN A GAME BY A PLAYER

By Panthers: 432, Cam Newton vs. Green Bay 9/18/11  
Playoffs: Has never happened  
By Opponents: 465, Drew Brees at New Orleans 10/16/16  
Playoffs: Has never happened

## 3 TOUCHDOWN PASSES IN A GAME BY A PLAYER

By Panthers: Cam Newton at Detroit 11/18/18  
Playoffs: Jake Delhomme at Chicago 1/15/06  
By Opponents: Ben Roethlisberger at Pittsburgh 11/8/18  
Playoffs: Russell Wilson vs. Seattle 1/17/16

## 4 TOUCHDOWN PASSES IN A GAME BY A PLAYER

By Panthers: Cam Newton vs. Green Bay 12/17/17  
Playoffs: Has never happened  
By Opponents: Ben Roethlisberger at Pittsburgh 11/8/18  
Playoffs: Has never happened

## 5 TOUCHDOWN PASSES IN A GAME BY A PLAYER

By Panthers: Cam Newton at New York Giants 12/20/15  
Playoffs: Has never happened  
By Opponents: Ben Roethlisberger at Pittsburgh 11/8/18  
Playoffs: Has never happened

## 100 YARDS RECEIVING IN A GAME BY A PLAYER

By Panthers: 157, DJ Moore at Detroit 11/18/18  
Playoffs: 107, Greg Olsen and 101, Christian McCaffrey at New Orleans 1/7/18  
By Opponents: 113, Kenny Golladay at Detroit 11/18/18  
Playoffs: 110, Jermaine Kearse vs. Seattle 1/17/16

## 200 YARDS RECEIVING IN A GAME BY A PLAYER

By Panthers: 201, Steve Smith vs. Minnesota 10/30/05  
Playoffs: 218, Steve Smith at Chicago 1/15/06  
By Opponents: 300, Julio Jones at Atlanta 10/2/16  
Playoffs: Has never happened

## 100 YARDS RECEIVING IN A GAME BY TWO PLAYERS

By Panthers: 122, Greg Olsen and 108, Kelvin Benjamin vs. San Francisco 9/18/16  
Playoffs: 107, Greg Olsen and 101, Christian McCaffrey at New Orleans 1/7/18  
By Opponents: 146, Robby Anderson and 105, J. Kearse at New York Jets 11/26/17  
Playoffs: Has never happened

## 100 YARDS RECEIVING IN A GAME BY TWO PLAYERS AND 100 YARDS RUSHING BY A PLAYER

By Panthers: 122, Greg Olsen and 108, Kelvin Benjamin; and 100, Fozzy Whittaker vs. San Francisco 9/18/16  
Playoffs: 135, Steve Smith and 103, Muhsin Muhammad vs. Dallas 1/3/04 and 104, Stephen Davis  
By Opponents: Has never happened  
Playoffs: Has never happened

## 100 YARDS RECEIVING IN A GAME BY TWO PLAYERS, 100 YARDS RUSHING BY A PLAYER AND 300 YARDS PASSING BY A PLAYER IN A GAME

By Panthers: 122, Greg Olsen and 108, Kelvin Benjamin; 100, Fozzy Whittaker; and 353, Cam Newton vs. San Francisco 9/18/16  
Playoffs: Has never happened  
By Opponents: Chris Carter (138) and Randy Moss (106) receiving; Robert Smith (103) rushing; and Daunte Culpepper (357) passing at Minnesota 11/19/00  
Playoffs: Has never happened

## 3 TOUCHDOWN RECEPTIONS IN A GAME BY A PLAYER

By Panthers: Steve Smith vs. Houston 9/16/07  
Playoffs: Has never happened  
By Opponents: Hakeem Nicks at New York Giants 9/12/10  
Playoffs: Has never happened

## 100 YARDS RUSHING IN A GAME BY A PLAYER

By Panthers: 184, Christian McCaffrey vs. Cincinnati 9/23/18  
Playoffs: 106, Jonathan Stewart vs. Seattle 1/17/16  
By Opponents: 107, Tevin Coleman at Atlanta 9/16/18  
Playoffs: 132, Shaun Alexander at Seattle 1/22/06

## 100 YARDS RUSHING IN A GAME BY TWO PLAYERS

By Panthers: 152, DeAngelo Williams and 110, Jonathan Stewart at Tampa Bay 10/18/09  
Playoffs: Has never happened  
By Opponents: 147, Le'Veon Bell and 118, LeGarrette Blount vs. Pittsburgh 9/21/14  
Playoffs: Has never happened

## 100 YARDS RUSHING IN A GAME BY TWO PLAYERS AND 100 YARDS RECEIVING BY A PLAYER

By Panthers: 186, DeAngelo Williams and 115, Jonathan Stewart and 117, Steve Smith vs. Tampa Bay 12/8/08  
Playoffs: Has never happened  
By Opponents: Has never happened  
Playoffs: Has never happened

### **200 YARDS RUSHING IN A GAME BY A PLAYER**

By Panthers: 210, DeAngelo Williams at New Orleans 12/30/12  
Playoffs: Has never happened  
By Opponents: 205, Matt Forte at Chicago 10/2/11  
Playoffs: Has never happened

### **3 TOUCHDOWNS RUSHING IN A GAME BY A PLAYER**

By Panthers: Jonathan Stewart vs. Minnesota 12/10/17  
Playoffs: Has never happened  
By Opponents: Michael Turner vs. Atlanta 12/12/10  
Playoffs: Has never happened

### **4 TOUCHDOWNS RUSHING IN A GAME BY A PLAYER**

By Panthers: DeAngelo Williams at NY Giants 12/21/08  
Playoffs: Has never happened  
By Opponents: Michael Turner at Atlanta 11/23/08  
Playoffs: Has never happened

### **2 INTERCEPTIONS IN A GAME BY A PLAYER**

By Panthers: Donte Jackson vs. Cincinnati 9/23/18  
Playoffs: Kurt Coleman vs. Arizona 1/24/16  
By Opponents: Robert Alford at Atlanta 10/2/16  
Playoffs: Has never happened

### **3 INTERCEPTIONS IN A GAME BY A PLAYER**

By Panthers: Deon Grant at Minnesota 9/22/02  
Playoffs: Ricky Manning at Philadelphia 1/18/04  
By Opponents: Has never happened  
Playoffs: Has never happened

### **3 OR MORE SACKS IN A GAME BY A PLAYER**

By Panthers: 3, Mario Addison vs. Tampa Bay 11/4/18  
Playoffs: 3, Kony Ealy vs. Denver 2/7/16  
By Opponents: 3, Everson Griffen vs. Minnesota 9/25/16  
Playoffs: Has never happened

### **PUNT RETURNED FOR A TOUCHDOWN IN A GAME BY A PLAYER**

By Panthers: 60, Kaelin Clay at New York Jets 11/26/17  
Playoffs: 59, Steve Smith at Seattle 1/22/06  
By Opponents: 54, Marcus Sherels vs. Minnesota 9/25/16  
Playoffs: Has never happened

### **2 PUNTS RETURNED FOR A TOUCHDOWN IN A GAME BY A PLAYER**

By Panthers: 87, 61 Steve Smith vs. Cincinnati 12/8/02  
Playoffs: Has never happened  
By Opponents: 82, 75 Darrien Gordon at Denver 11/9/97  
Playoffs: Has never happened

### **KICKOFF RETURNED FOR A TOUCHDOWN IN A GAME BY A PLAYER**

By Panthers: 103, Damiere Byrd vs. Tampa Bay 12/24/17  
Playoffs: Has never happened  
By Opponents: 99, Andre Roberts vs. Washington 11/22/15  
Playoffs: Has never happened

### **INTERCEPTION RETURNED FOR A TOUCHDOWN IN A GAME BY A PLAYER**

By Panthers: 8, Kurt Coleman at Atlanta 10/2/16  
Playoffs: 22, Luke Kuechly vs. Arizona 1/24/16  
By Opponents: 76, Eddie Jackson at Chicago 10/22/17  
Playoffs: 90, Kam Chancellor at Seattle 1/10/15

### **FUMBLE RETURNED FOR A TOUCHDOWN IN A GAME BY A PLAYER**

By Panthers: Colin Jones vs. New York Giants, 10/7/18  
Playoffs: Has never happened  
By Opponents: Eddie Jackson at Chicago 10/22/17  
Playoffs: Malik Jackson vs. Denver 2/7/16

### **TWO DEFENSIVE RETURNS FOR TOUCHDOWN IN A GAME**

By Panthers: Kurt Coleman 36-yard interception return, Luke Kuechly 32-yard interception return at Dallas 11/26/15  
Playoffs: Has never happened  
By Opponents: Eddie Jackson 75-yard fumble return, Eddie Jackson 76-yard interception return at Chicago 10/22/17  
Playoffs: Has never happened

### **PUNT BLOCKED**

By Panthers: Jason Williams blocks Ryan Quigley vs. New York Jets 12/15/13  
Playoffs: Has never happened  
By Opponents: Adam Thielen blocks Brad Nortman, returned for touchdown and Jasper Brinkley blocks Brad Nortman, returned for touchdown by Everson Griffen at Minnesota 11/30/14  
Playoffs: Has never happened

### **PUNT BLOCKED FOR A TOUCHDOWN**

By Panthers: Michael Bates blocks Matt Turk recovered by Dwight Stone in end zone vs. Washington 12/13/98  
Playoffs: Has never happened  
By Opponents: Adam Thielen blocks Brad Nortman, returned for touchdown and Jasper Brinkley blocks Brad Nortman, returned for touchdown by Everson Griffen at Minnesota 11/30/14  
Playoffs: Has never happened

### **PUNT BLOCKED FOR A SAFETY**

By Panthers: Greg Hardy blocks Matt Dodge punt out of end zone at New York Giants 9/12/10  
Playoffs: Has never happened  
By Opponents: Has never happened  
Playoffs: Has never happened

### **PAT KICK MISSED**

By Panthers: Graham Gano at Detroit 11/18/18  
Playoffs: John Kasay at Chicago 1/15/06  
By Opponents: Dustin Hopkins at Washington 12/19/16  
Playoffs: Has never happened

### **PAT KICK BLOCKED**

By Panthers: Julius Peppers blocks Matt Bryant kick vs. Tampa Bay 12/8/08  
Playoffs: Has never happened  
By Opponents: William Gholston blocks Graham Gano kick vs. Tampa Bay 12/24/17  
Playoffs: Has never happened

### **BLOCKED PAT RETURNED FOR TWO POINT CONVERSION**

By Panthers: Has never happened  
Playoffs: Has never happened  
By Opponents: Stephone Anthony returns Graham Gano PAT attempt blocked by Kevin Williams at New Orleans 12/06/15  
Playoffs: Has never happened



**SAFETY SCORED**

By Panthers: Philip Rivers sacked in the end zone by Mario Addison vs. San Diego 12/11/16  
Playoffs: Has never happened  
By Opponents: Cam Newton sacked in the end zone by Danielle Hunter vs. Minnesota 9/25/16  
Playoffs: Brad Nortman tackled in the end zone by Justin Bethel vs. Arizona 1/3/15

**SHUTOUT SCORED IN A GAME**

By Panthers: 38-0 vs. Atlanta Falcons 12/13/15  
Playoffs: 23-0 at New York Giants 1/8/06  
By Opponents: 41-0 vs. Atlanta 11/24/02  
Playoffs: Has never happened

**FIELD GOAL BLOCKED**

By Panthers: Kawann Short blocks Connor Barth's 52-yard field goal attempt at Chicago  
Playoffs: Shane Burton blocks Adam Vinatieri 36-yard field goal attempt at New England 2/1/04  
By Opponents: Dominique Rodgers-Cromartie blocks Graham Gano's 34-yard field goal attempt at New York Giants 12/20/15  
Playoffs: Has never happened

**BLOCKED FIELD GOAL RETURNED FOR TOUCHDOWN**

By Panthers: Doug Evans returns John Carney 37-yard field goal 54 yards vs. San Diego 12/17/00 (kick blocked by Jay Williams)  
Playoffs: Has never happened  
By Opponents: Aeneas Williams returns John Kasay 37-yard field goal 72 yards vs. Arizona 11/19/95 (kick blocked by Seth Joyner)  
Playoffs: Has never happened

**TWO POINT ATTEMPT MADE**

By Panthers: Cam Newton pass to Jarius Wright at Philadelphia 10/21/18  
Playoffs: Cam Newton pass to Mike Tolbert vs. Arizona 1/24/16  
By Opponents: Eli Manning pass to Rhett Ellison vs. New York Giants, 10/7/18  
Playoffs: Peyton Manning pass to Bennie Fowler vs. Denver 1/7/16

**TWO POINT ATTEMPT FAILED**

By Panthers: Cam Newton pass attempt failed at Detroit 11/18/18  
Playoffs: Jake Delhomme pass attempt failed vs. Arizona 1/10/08  
By Opponents: Philip Rivers pass attempt failed vs. San Diego 12/11/16  
Playoffs: Troy Aikman pass incomplete vs. Dallas 1/5/97

**40 POINTS SCORED IN A GAME**

By Panthers: 42, vs. Tampa Bay 11/4/18  
Playoffs: 49, vs. Arizona 1/24/16  
By Opponents: 52, at Pittsburgh 11/8/18  
Playoffs: Has never happened

**50 POINTS SCORED IN A GAME**

By Panthers: 52, vs. Cincinnati 12/8/02  
Playoffs: Has never happened  
By Opponents: 52, at Pittsburgh 11/8/18  
Playoffs: Has never happened

## ALL-TIME CAREER SCORERS

SCORING	YEARS	TD	TDr	TDp	TDrt	FG	ATT	PAT	ATT	2pt.	S	PTS
Kasay, John	1995-2010	0	0	0	0	351 -	424	429 -	438	0	0	1482
<b>Gano, Graham</b>	<b>2012-2018</b>	<b>0</b>	<b>0</b>	<b>0</b>	<b>0</b>	<b>162 -</b>	<b>189</b>	<b>242 -</b>	<b>255</b>	<b>0</b>	<b>0</b>	<b>728</b>
Smith, Steve	2001-13	75	2	67	6	0 -	0	0 -	0	2	0	454
<b>Newton, Cam</b>	<b>2011-2018</b>	<b>58</b>	<b>58</b>	<b>0</b>	<b>0</b>	<b>0 -</b>	<b>0</b>	<b>0 -</b>	<b>0</b>	<b>2</b>	<b>0</b>	<b>352</b>
Stewart, Jonathan	2008-2017	58	51	7	0	0 -	0	0 -	0	0	0	348
Williams, DeAngelo	2006-2014	53	46	7	0	0 -	0	0 -	0	2	0	322
Muhammad, Muhsin	1996-2004; 2008-09	50	0	50	0	0 -	0	0 -	0	2	0	304
Walls, Wesley	1996-2002	44	0	44	0	0 -	0	0 -	0	0	0	264
<b>Olsen, Greg</b>	<b>2011-2018</b>	<b>37</b>	<b>0</b>	<b>37</b>	<b>0</b>	<b>0 -</b>	<b>0</b>	<b>0 -</b>	<b>0</b>	<b>2</b>	<b>0</b>	<b>226</b>
<b>Funchess, Devin</b>	<b>2015-2018</b>	<b>20</b>	<b>0</b>	<b>20</b>	<b>0</b>	<b>0 -</b>	<b>0</b>	<b>0 -</b>	<b>0</b>	<b>1</b>	<b>0</b>	<b>122</b>
Davis, Stephen	2003-2005	20	20	0	0	0 -	0	0 -	0	0	0	120
Ginn Jr., Ted	2013, 2015-2016	19	0	19	0	0 -	0	0 -	0	0	0	114
Tolbert, Mike	2012-2016	19	13	6	0	0 -	0	0 -	0	0	0	114
Mare, Olindo	2011	0	0	0	0	22 -	28	44 -	45	0	0	110
Benjamin, Kelvin	2014-2017	18	0	18	0	0 -	0	0 -	0	0	0	108
Biakabutuka, Tshimanga	1996-2001	17	14	3	0	0 -	0	0 -	0	0	0	102
Nedney, Joe	2000	0	0	0	0	26 -	28	20 -	20	0	0	98
<b>McCaffrey, Christian</b>	<b>2017-2018</b>	<b>15</b>	<b>6</b>	<b>9</b>	<b>0</b>	<b>0 -</b>	<b>0</b>	<b>0 -</b>	<b>0</b>	<b>0</b>	<b>0</b>	<b>90</b>
Foster, DeShaun	2002-2007	14	10	4	0	0 -	0	0 -	0	0	0	84
Carrier, Mark	1995-1998	13	0	13	0	0 -	0	0 -	0	0	0	78
LaFell, Brandon	2010-2013	13	0	13	0	0 -	0	0 -	0	0	0	78
Lane, Fred	1997-1999	13	13	0	0	0 -	0	0 -	0	0	0	78
Jeffers, Patrick	1999-2001	12	0	12	0	0 -	0	0 -	0	0	0	72
Ismail, Raghib	1996-1998	11	1	10	0	0 -	0	0 -	0	0	0	66
Graham, Shayne	2002	0	0	0	0	13 -	18	21 -	21	0	0	60
Goings, Nick	2001-2008	9	6	3	0	0 -	0	0 -	0	1	0	56
Johnson, Anthony	1995-1999	9	7	2	0	0 -	0	0 -	0	1	0	56
Floyd, William	1998-2000	9	7	2	0	0 -	0	0 -	0	0	0	54
Green, Willie	1995-1996	9	0	9	0	0 -	0	0 -	0	0	0	54
Hoover, Brad	2000-2009	9	3	6	0	0 -	0	0 -	0	0	0	54
King, Jeff	2006-2010	9	0	9	0	0 -	0	0 -	0	0	0	54
Mangum, Kris	1997-2006	9	0	9	0	0 -	0	0 -	0	0	0	54
Brown, Corey	2014-2016	8	0	7	1	0 -	0	0 -	0	0	0	48
Carter, Drew	2004-2007	8	0	8	0	0 -	0	0 -	0	0	0	48
Proehl, Ricky	2003-2005	8	0	8	0	0 -	0	0 -	0	0	0	48
Cunningham, Richie	1999-2000	0	0	0	0	8 -	10	22 -	23	0	0	46
Colbert, Keary	2004-2007	7	0	7	0	0 -	0	0 -	0	1	0	44
Medlock, Justin	2012	0	0	0	0	7 -	10	23 -	23	0	0	44
Hayes, Donald	1998-2001	7	0	7	0	0 -	0	0 -	0	0	0	42
Smith, Lamar	2002	7	7	0	0	0 -	0	0 -	0	0	0	42
Dickson, Ed	2014-2017	6	0	5	1	0 -	0	0 -	0	0	0	36
Weinke, Chris	2001-2006	6	6	0	0	0 -	0	0 -	0	0	0	36
Bates, Michael	1996-2000	5	0	0	5	0 -	0	0 -	0	0	0	30
Brown, Dee	2002	5	4	1	0	0 -	0	0 -	0	0	0	30
Delhomme, Jake	2003-2009	5	5	0	0	0 -	0	0 -	0	0	0	30
Johnson, Keyshawn	2006	5	1	4	0	0 -	0	0 -	0	0	0	30
<b>Munnerlyn, Captain</b>	<b>2009-13; 2017-18</b>	<b>5</b>	<b>0</b>	<b>0</b>	<b>5</b>	<b>0 -</b>	<b>0</b>	<b>0 -</b>	<b>0</b>	<b>0</b>	<b>0</b>	<b>30</b>
Rosario, Dante	2007-2010	5	0	5	0	0 -	0	0 -	0	0	0	30
<b>Samuel, Curtis</b>	<b>2017-2018</b>	<b>5</b>	<b>2</b>	<b>3</b>	<b>0</b>	<b>0 -</b>	<b>0</b>	<b>0 -</b>	<b>0</b>	<b>0</b>	<b>0</b>	<b>30</b>
Collins, Kerry	1995-1998	4	4	0	0	0 -	0	0 -	0	2	0	28
Cotchery, Jerricho	2014-2015	4	0	4	0	0 -	0	0 -	0	1	0	26
<b>Artis-Payne, Cameron</b>	<b>2015-2018</b>	<b>4</b>	<b>4</b>	<b>0</b>	<b>0</b>	<b>0 -</b>	<b>0</b>	<b>0 -</b>	<b>0</b>	<b>0</b>	<b>0</b>	<b>24</b>
Byrd, Isaac	2000-2002	4	0	4	0	0 -	0	0 -	0	0	0	24
Carruth, Rae	1997-1999	4	0	4	0	0 -	0	0 -	0	0	0	24
Griffith, Howard	1995-1996	4	2	2	0	0 -	0	0 -	0	0	0	24
Minter, Mike	1997-2006	4	0	0	4	0 -	0	0 -	0	0	0	24

Moore, Derrick	1995	4	4	0	0	0	-	0	0	-	0	0	0	24
Shockey, Jeremy	2011	4	0	4	0	0	-	0	0	-	0	0	0	24
<b>Whittaker, Fozzy</b>	<b>2014-2018</b>	<b>4</b>	<b>2</b>	<b>2</b>	<b>0</b>	<b>0</b>	<b>-</b>	<b>0</b>	<b>0</b>	<b>-</b>	<b>0</b>	<b>0</b>	<b>0</b>	<b>24</b>
Beuerlein, Steve	1996-2000	3	3	0	0	0	-	0	0	-	0	1	0	20
Gamble, Chris	2004-2012	3	0	0	3	0	-	0	0	-	0	0	0	18
Gettis, David	2010-13	3	0	3	0	0	-	0	0	-	0	0	0	18
Goodson, Mike	2009-2011	3	3	0	0	0	-	0	0	-	0	0	0	18
Greene, Scott	1996-1997	3	1	2	0	0	-	0	0	-	0	0	0	18
Hetherington, Chris	1999-2001	3	2	1	0	0	-	0	0	-	0	0	0	18
Huntley, Richard	2001	3	2	1	0	0	-	0	0	-	0	0	0	18
Metzelaars, Pete	1995	3	0	3	0	0	-	0	0	-	0	0	0	18
<b>Peppers, Julius</b>	<b>2002-09; 2017-18</b>	<b>3</b>	<b>0</b>	<b>0</b>	<b>3</b>	<b>0</b>	<b>-</b>	<b>0</b>	<b>0</b>	<b>-</b>	<b>0</b>	<b>0</b>	<b>0</b>	<b>18</b>
<b>Byrd, Damiere</b>	<b>2016-2018</b>	<b>3</b>	<b>0</b>	<b>2</b>	<b>1</b>	<b>0</b>	<b>-</b>	<b>0</b>	<b>0</b>	<b>-</b>	<b>0</b>	<b>0</b>	<b>0</b>	<b>18</b>
Seidman, Mike	2003-2006	2	0	2	0	0	-	0	0	-	0	1	0	14
<b>Armah, Alex</b>	<b>2017-2018</b>	<b>2</b>	<b>2</b>	<b>0</b>	<b>0</b>	<b>0</b>	<b>-</b>	<b>0</b>	<b>0</b>	<b>-</b>	<b>0</b>	<b>0</b>	<b>0</b>	<b>12</b>
Coleman, Kurt	2015-2017	2	0	0	2	0	-	0	0	-	0	0	0	12
Crawford, Casey	2000-2001	2	0	1	1	0	-	0	0	-	0	0	0	12
Davis, Eric	1996-2000	2	0	0	2	0	-	0	0	-	0	0	0	12
Evans, Doug	1998-2001	2	0	0	2	0	-	0	0	-	0	0	0	12
Fauria, Christian	2007	2	0	2	0	0	-	0	0	-	0	0	0	12
Gaines, Michael	2004-2006	2	2	0	0	0	-	0	0	-	0	0	0	12
Guliford, Eric	1995	2	0	1	1	0	-	0	0	-	0	0	0	12
Kinchen, Brian	1999-2000	2	0	2	0	0	-	0	0	-	0	0	0	12
<b>Kuechly, Luke</b>	<b>2012-2018</b>	<b>2</b>	<b>0</b>	<b>0</b>	<b>2</b>	<b>0</b>	<b>-</b>	<b>0</b>	<b>0</b>	<b>-</b>	<b>0</b>	<b>0</b>	<b>0</b>	<b>12</b>
Manning, Jr., Ricky	2003-2005	2	0	0	2	0	-	0	0	-	0	0	0	12
Marshall, Richard	2006-2010	2	0	0	2	0	-	0	0	-	0	0	0	12
Mills, Sam	1995-1997	2	0	0	2	0	-	0	0	-	0	0	0	12
<b>Moore, DJ</b>	<b>2018</b>	<b>2</b>	<b>0</b>	<b>2</b>	<b>0</b>	<b>0</b>	<b>-</b>	<b>0</b>	<b>0</b>	<b>-</b>	<b>0</b>	<b>0</b>	<b>0</b>	<b>12</b>
Murphy, Louis	2012	2	0	1	1	0	-	0	0	-	0	0	0	12
Norman, Josh	2011-2015	2	0	0	2	0	-	0	0	-	0	0	0	12
Pilares, Kealoha	2011-2012	2	0	1	1	0	-	0	0	-	0	0	0	12
<b>Smith, Torrey</b>	<b>2018</b>	<b>2</b>	<b>0</b>	<b>2</b>	<b>0</b>	<b>0</b>	<b>-</b>	<b>0</b>	<b>0</b>	<b>-</b>	<b>0</b>	<b>0</b>	<b>0</b>	<b>12</b>
Wiggins, Jermaine	2002	2	0	2	0	0	-	0	0	-	0	0	0	12
Chandler, Jeff	2004	0	0	0	0	0	-	2	8	-	8	0	0	8
Christian, Bob	1995-1996	1	0	1	0	0	-	0	0	-	0	2	0	8
<b>Davis, Thomas</b>	<b>2005-2018</b>	<b>0</b>	<b>0</b>	<b>0</b>	<b>1</b>	<b>0</b>	<b>-</b>	<b>0</b>	<b>0</b>	<b>-</b>	<b>0</b>	<b>0</b>	<b>1</b>	<b>8</b>
Stone, Dwight	1995-1998	1	0	0	1	0	-	0	0	-	0	0	1	8
Sauerbrun, Todd	2001-2004	0	0	0	0	1	-	1	4	-	4	0	0	7
Anderson, C.J.	2018	1	0	1	0	0	-	0	0	-	0	0	0	6
Anderson, Rashard	2000-2001	1	0	0	1	0	-	0	0	-	0	0	0	6
Avant, Jason	2014	1	0	1	0	0	-	0	0	-	0	0	0	6
Barnidge, Gary	2008-12	1	0	1	0	0	-	0	0	-	0	0	0	6
Beebe, Don	1995	1	0	1	0	0	-	0	0	-	0	0	0	6
Bennett, Brandon	2004	1	1	0	0	0	-	0	0	-	0	0	0	6
Bersin, Brenton	2014-2017	1	0	1	0	0	-	0	0	-	0	0	0	6
Boston, Tre	2014-2016	1	0	0	1	0	-	0	0	-	0	0	0	6
Brockel, Richie	2011-2015	1	1	0	0	0	-	0	0	-	0	0	0	6
Broughton, Luther	1997-1998	1	0	1	0	0	-	0	0	-	0	0	0	6
Clay, Kaelin	2017	1	0	0	1	0	-	0	0	-	0	0	0	6
Florence, Drayton	2013	1	0	0	1	0	-	0	0	-	0	0	0	6
Gardner, Rod	2005	1	0	1	0	0	-	0	0	-	0	0	0	6
Godfrey, Charles	2008-2014	1	0	0	1	0	-	0	0	-	0	0	0	6
Greene, Kevin	1996; 1998-1999	1	0	0	1	0	-	0	0	-	0	0	0	6
Harper, Roman	2014-2015	1	0	0	1	0	-	0	0	-	0	0	0	6
Hitchcock, Jimmy	2000-2001	1	0	0	1	0	-	0	0	-	0	0	0	6
Hixon, Domenik	2013	1	0	1	0	0	-	0	0	-	0	0	0	6
Jarrett, Dwayne	2007-2010	1	0	1	0	0	-	0	0	-	0	0	0	6
<b>Jones, Colin</b>	<b>2012-2018</b>	<b>1</b>	<b>0</b>	<b>0</b>	<b>1</b>	<b>0</b>	<b>-</b>	<b>0</b>	<b>0</b>	<b>-</b>	<b>0</b>	<b>0</b>	<b>0</b>	<b>6</b>
King, Shawn	1996-1998	1	0	0	1	0	-	0	0	-	0	0	0	6
Kragen, Greg	1995-1997	1	0	0	1	0	-	0	0	-	0	0	0	6

Lucas, Ken	2005-2008	1	0	0	1	0	-	0	0	-	0	0	0	6
McKyer, Tim	1995	1	0	0	1	0	-	0	0	-	0	0	0	6
Mills, Ernie	1997	1	0	1	0	0	-	0	0	-	0	0	0	6
Moorehead, Kindal	2003-07	1	0	0	1	0	-	0	0	-	0	0	0	6
Naanee, Legedu	2011	1	0	1	0	0	-	0	0	-	0	0	0	6
Ogbonnaya, Chris	2014	1	1	0	0	0	-	0	0	-	0	0	0	6
Oliver, Winslow	1996-1998	1	0	0	1	0	-	0	0	-	0	0	0	6
Philyaw, Dino	1995-1996	1	1	0	0	0	-	0	0	-	0	0	0	6
Robertson, Jamal	2004-2005	1	1	0	0	0	-	0	0	-	0	0	0	6
Shepard, Russell	2017	1	0	1	0	0	-	0	0	-	0	0	0	6
Smart, Rod	2002-2005	1	0	0	1	0	-	0	0	-	0	0	0	6
<b>Thompson, Shaq</b>	<b>2015-2018</b>	<b>1</b>	<b>0</b>	<b>0</b>	<b>1</b>	<b>0</b>	<b>-</b>	<b>0</b>	<b>0</b>	<b>-</b>	<b>0</b>	<b>0</b>	<b>0</b>	<b>6</b>
Uwaezuoke, Iheanyi	2000	1	0	0	1	0	-	0	0	-	0	0	0	6
Vaughan, Josh	2010-2011	1	1	0	0	0	-	0	0	-	0	0	0	6
Wallace, Al	2002-2006	1	0	0	1	0	-	0	0	-	0	0	0	6
Wesley, Dante	2002-05; 2007-09	1	0	0	1	0	-	0	0	-	0	0	0	6
White, Melvin	2013-2014	1	0	0	1	0	-	0	0	-	0	0	0	6
Witherspoon, Will	2002-2005	1	0	0	1	0	-	0	0	-	0	0	0	6
Workman, Vince	1995	1	1	0	0	0	-	0	0	-	0	0	0	6
<b>Wright, Jarius</b>	<b>2018</b>	<b>1</b>	<b>0</b>	<b>1</b>	<b>0</b>	<b>0</b>	<b>-</b>	<b>0</b>	<b>0</b>	<b>-</b>	<b>0</b>	<b>0</b>	<b>0</b>	<b>6</b>
Hardy, Greg	2010-2014	0	0	0	0	0	-	0	0	-	0	0	2	4
Hilbert, Jon	2002	0	0	0	0	0	-	2	3	-	3	0	0	3
<b>Addison, Mario</b>	<b>2012-2018</b>	<b>0</b>	<b>0</b>	<b>0</b>	<b>0</b>	<b>0</b>	<b>-</b>	<b>0</b>	<b>0</b>	<b>-</b>	<b>0</b>	<b>0</b>	<b>1</b>	<b>2</b>
Applewhite, Antwan	2011-2012	0	0	0	0	0	-	0	0	-	0	0	1	2
Onatolu, Kenny	2012	0	0	0	0	0	-	0	0	-	0	0	1	2
Rasby, Walter	1995-1997	0	0	0	0	0	-	0	0	-	0	1	0	2
Rucker, Mike	1999-2007	0	0	0	0	0	-	0	0	-	0	0	1	2
Thomas, Hollis	2009	0	0	0	0	0	-	0	0	-	0	0	1	2
<b>TOTALS</b>		<b>888</b>	<b>320</b>	<b>496</b>	<b>73</b>	<b>590</b>	<b>-</b>	<b>712</b>	<b>816</b>	<b>-</b>	<b>840</b>	<b>22</b>	<b>9</b>	<b>7980</b>

# ALL-TIME CAREER PASSERS

PASSING YARDS	YEARS	ATT	CMP	PCT	YDS	TD	INT	SACK	YDS LOST	Rtg	300yd
<b>Newton, Cam</b>	<b>2011-2018</b>	<b>3,749</b>	<b>2,226</b>	<b>59.4%</b>	<b>27,517</b>	<b>178</b>	<b>100</b>	<b>276</b>	<b>2,099</b>	<b>86.9</b>	<b>18</b>
Delhomme, Jake	2003-2009	2,669	1,580	59.2%	19,258	120	89	154	1,158	82.6	11
Beuerlein, Steve	1996-2000	1,723	1,041	60.4%	12,690	86	50	191	1,109	87.7	8
Collins, Kerry	1995-1998	1,340	694	51.8%	8,306	47	54	79	515	66.0	5
Weinke, Chris	2001-2006	687	373	54.3%	3,800	14	26	42	267	61.4	2
Peete, Rodney	2002-2004	392	228	58.2%	2,652	15	14	34	212	76.6	3
Moore, Matt	2007-2010	392	227	57.9%	2,640	16	17	28	208	73.9	1
Clausen, Jimmy	2010-2012	299	157	52.5%	1,558	3	9	33	223	58.4	0
Anderson, Derek	2011-2017	168	111	66.1%	1,265	7	5	4	17	90.0	0
Testaverde, Vinny	2007	172	94	54.7%	952	5	6	9	46	65.8	0
Carr, David	2007	136	73	53.7%	635	3	5	13	74	58.3	0
Reich, Frank	1995	84	37	44.0%	441	2	2	12	100	58.7	1
St. Pierre, Brian	2010	28	13	46.4%	173	1	2	3	23	48.7	0
Fasani, Randy	2002	44	15	34.1%	171	0	4	7	60	8.8	0
Lytle, Matt	2001	30	17	56.7%	133	1	3	3	24	39.3	0
Lewis, Jeff	1999-2000	35	18	51.4%	131	0	1	8	57	48.6	0
Trudeau, Jack	1995	17	11	64.7%	100	0	3	2	8	40.9	0
Basanez, Brett	2006-2008	11	6	54.5%	56	0	1	0	0	30.9	0
Pike, Tony	2010	12	6	50.0%	47	0	0	1	10	60.1	0
Guliford, Eric	1995	2	1	50.0%	46	0	1	0	0	56.3	0
Craig, Dameyune	2001	8	4	50.0%	34	0	0	2	15	61.5	0
Naanee, Legedu	2011	1	1	100.0%	27	0	0	0	0	118.8	0
<b>Heinicke, Taylor</b>	<b>2018</b>	<b>2</b>	<b>1</b>	<b>50.0%</b>	<b>13</b>	<b>0</b>	<b>0</b>	<b>0</b>	<b>0</b>	<b>70.8</b>	<b>0</b>
Edwards, Armanti	2010-2013	3	2	66.7%	11	0	0	0	0	72.9	0
McCown, Josh	2008-2009	6	1	16.7%	2	0	0	1	6	39.6	0
Bono, Steve	1999	1	0	0.0%	0	0	0	0	0	39.6	0
Brown, Dee	2001-2002	1	0	0.0%	0	0	1	0	0	0.0	0
Floyd, William	1998-2000	1	0	0.0%	0	0	1	0	0	0.0	0
Foster, DeShaun	2002-2005	1	0	0.0%	0	0	0	0	0	39.6	0
Huntley, Richard	2001	1	0	0.0%	0	0	0	1	0	39.6	0
Johnson, Keyshawn	2006	1	0	0.0%	0	0	1	0	0	0.0	0
LaFell, Brandon	2010-2013	1	0	0.0%	0	0	0	0	0	39.6	0
<b>Palardy, Michael</b>	<b>2017-2018</b>	<b>1</b>	<b>0</b>	<b>0.0%</b>	<b>0</b>	<b>0</b>	<b>0</b>	<b>0</b>	<b>0</b>	<b>39.6</b>	<b>0</b>
Proehl, Ricky	2003-2004	1	0	0.0%	0	0	0	0	0	39.6	0
Sauerbrun, Todd	2001-2004	1	0	0.0%	0	0	0	0	0	39.6	0
Smith, Steve	2001-2013	1	0	0.0%	0	0	0	0	0	39.6	0
Walter, Ken	1997-2000	2	0	0.0%	0	0	0	0	0	39.6	0
Workman, Vince	1995	1	0	0.0%	0	0	0	0	0	39.6	0
<b>TOTAL</b>		<b>12,024</b>	<b>6,937</b>	<b>57.7%</b>	<b>82,658</b>	<b>498</b>	<b>395</b>	<b>903</b>	<b>6,231</b>	<b>78.9</b>	<b>49</b>

<b>TEAM YEAR BY YEAR</b>	1995	537	263	49.0%	3,304	16	25	38	258	59.1	3
	1996	487	273	56.1%	3,333	22	11	36	250	83.0	1
	1997	534	289	54.1%	3,156	17	24	44	311	63.7	1
	1998	507	292	57.6%	3,624	25	18	54	302	81.5	1
	1999	575	345	60.0%	4,447	36	15	51	286	94.3	4
	2000	566	340	60.1%	3,850	19	19	69	382	77.7	4
	2001	579	314	54.2%	3,098	12	22	32	216	60.7	1
	2002	464	255	55.0%	2,981	15	22	44	287	65.7	3
	2003	460	270	58.7%	3,238	19	16	26	188	79.6	2

2004	536	311	58.0%	3,889	29	15	33	246	87.0	4
2005	449	269	59.9%	3,485	25	16	28	214	88.1	1
2006	539	325	60.3%	3,486	19	17	32	222	77.9	2
2007	505	285	56.4%	2,941	19	17	33	206	71.9	1
2008	414	246	59.4%	3,288	15	12	20	130	84.7	0
2009	465	264	56.8%	3,070	16	20	33	271	70.5	2
2010	484	256	52.9%	2,635	9	21	50	346	57.0	1
2011	519	312	60.1%	4,089	21	17	35	260	84.9	3
2012	490	284	58.0%	3,927	19	12	36	244	86.5	3
2013	473	292	61.7%	3,379	24	13	43	336	88.8	1
2014	545	327	60.0%	3,828	23	12	42	317	86.2	1
2015	501	300	59.9%	3,873	35	10	33	284	99.2	3
2016	563	306	54.4%	3,962	21	19	36	277	75.1	3
2017	501	293	58.5%	3,319	22	16	35	242	79.7	2
2018	331	226	68.3%	2,456	20	6	20	156	102.5	2
<b>TOTAL</b>	<b>12,024</b>	<b>6,937</b>	<b>57.7%</b>	<b>82,658</b>	<b>498</b>	<b>395</b>	<b>903</b>	<b>6,231</b>	<b>78.9</b>	<b>49</b>



# ALL-TIME CAREER RUSHERS

RUSHING YARDS	YEARS	RSH	YDS	AVG	LONG	TDs	100-yd. gms.
Stewart, Jonathan	2008-2017	1,699	7,318	4.3	69t	51	16
Williams, DeAngelo	2006-2014	1,432	6,846	4.8	77	46	18
<b>Newton, Cam</b>	<b>2011-2018</b>	<b>905</b>	<b>4,674</b>	<b>5.2</b>	<b>72t</b>	<b>58</b>	<b>3</b>
Foster, DeShaun	2002-2007	851	3,336	3.9	71	10	7
Biakabutuka, Tshimanga	1996-2001	611	2,530	4.1	67t	14	7
Davis, Stephen	2003-2005	522	2,085	4.0	40	20	7
Lane, Fred	1997-1999	502	2,001	4.0	50	13	6
Johnson, Anthony	1995-1999	482	1,795	3.7	29	7	6
Goings, Nick	2001-2008	400	1,470	3.7	57t	6	5
<b>McCaffrey, Christian</b>	<b>2017-2018</b>	<b>253</b>	<b>1,067</b>	<b>4.2</b>	<b>45</b>	<b>6</b>	<b>1</b>
Tolbert, Mike	2012-2016	289	992	3.4	29	13	0
Hoover, Brad	2000-2009	284	961	3.4	35	3	1
Moore, Derrick	1995	195	740	3.8	53t	4	2
Smith, Lamar	2002	209	737	3.5	59	7	1
Huntley, Richard	2001	165	665	4.0	25	2	1
<b>Whittaker, Fozzy</b>	<b>2014-2018</b>	<b>121</b>	<b>536</b>	<b>4.4</b>	<b>25</b>	<b>2</b>	<b>1</b>
Goodson, Mike	2009-2011	125	501	4.0	45	3	2
<b>Artis-Payne, Cameron</b>	<b>2015-2018</b>	<b>100</b>	<b>423</b>	<b>4.2</b>	<b>43</b>	<b>4</b>	<b>0</b>
Smith, Steve	2001-2013	57	387	6.8	39	2	0
Brown, Dee	2002	102	360	3.5	24	4	1
Beuerlein, Steve	1996-2000	109	305	2.8	20	3	0
Delhomme, Jake	2003-2009	152	260	1.7	13	5	0
Collins, Kerry	1995-1998	107	217	2.0	21	4	0
Griffith, Howard	1995-1996	77	204	2.6	15	2	0
Ginn Jr., Ted	2013, 2015-2016	22	187	8.5	43	0	0
Oliver, Winslow	1996-1998	48	183	3.8	16	0	0
Floyd, William	1998-2000	79	182	2.3	16	7	0
Christian, Bob	1995-1996	41	158	3.9	17	0	0
Greene, Scott	1996-1997	45	157	3.5	10t	1	0
Ismail, Raghib	1996-1998	15	154	10.3	36	1	0
Weinke, Chris	2001-2006	54	148	2.7	23	6	0
Brown, Corey	2014-2016	16	139	8.7	28	0	0
Sutton, Tyrell	2009-2010	25	139	5.6	32	0	0
Workman, Vince	1995	35	139	4.0	14	1	0
<b>Moore, DJ</b>	<b>2018</b>	<b>8</b>	<b>123</b>	<b>15.4</b>	<b>32</b>	<b>0</b>	<b>0</b>
LaFell, Brandon	2010-2013	6	110	18.3	60	0	0
<b>Samuel, Curtis</b>	<b>2017-2018</b>	<b>8</b>	<b>107</b>	<b>13.4</b>	<b>33</b>	<b>2</b>	<b>0</b>
Anderson, C.J.	2018	22	105	4.8	22	0	0
Fasani, Randy	2002	18	95	5.3	19	0	0
Thomas, Blair	1995	22	90	4.1	13	0	0
Hetherington, Chris	1999-2001	30	84	2.8	14	2	0
Reaves, Darrin	2014	31	78	2.5	9	0	0
Muhammad, Muhsin	1996-2004	11	64	5.8	20	0	0
Baldwin, Randy	1995	23	61	2.7	9	0	0
Smart, Rod	2002-2005	27	61	2.3	6	0	0
Carr, David	2007	17	59	3.5	15	0	0
Clausen, Jimmy	2010-2012	23	57	2.5	11	0	0
Harris, Joey	2004	15	53	3.5	19	0	0
Ogbonnaya, Chris	2014	14	50	3.6	9	1	0
Robertson, Jamal	2004-2005	14	41	2.9	11	1	0
Philyaw, Dino	1996	12	38	3.2	8	1	0

Lewis, Jeff	1999-2000	12	37	3.1	19	0	0
<b>Wright, Jarius</b>	<b>2018</b>	<b>1</b>	<b>34</b>	<b>34.0</b>	<b>34</b>	<b>0</b>	<b>0</b>
Vaughan, Josh	2010-2011	10	31	3.1	9	1	0
Carruth, Rae	1996-1999	7	27	3.9	6	0	0
Clay, Kaelin	2017	2	27	13.5	29	0	0
Moore, Matt	2007-2010	20	27	1.4	8	0	0
Bates, Michael	1996-2000	8	25	3.1	12	0	0
Craig, Dameyune	1999-2001	5	24	4.8	13	0	0
Shelton, Eric	2005-2006	8	23	2.9	9	0	0
Anderson, Derek	2011-2017	25	22	0.9	8	0	0
Fiammetta, Tony	2009-2010	7	22	3.1	11	0	0
Testaverde, Vinny	2007	9	22	2.4	16	0	0
Metcalf, Eric	1999	2	20	10.0	17	0	0
Montgomery, Joe	2002	7	20	2.9	5	0	0
Shepard, Russell	2017	2	19	9.5	11	0	0
Carter, Drew	2004-2007	2	18	9.0	11	0	0
Bennett, Brandon	2004	6	17	2.8	11	1	0
Pilares, Kealoha	2011-2012	1	17	17.0	5	0	0
Cotchery, Jerricho	2014-2015	1	16	16.0	16	0	0
Jeffers, Patrick	1999-2001	2	16	8.0	23	0	0
Adams, Joe	2012	3	13	4.3	5	0	0
<b>Armah, Alex</b>	<b>2017-2018</b>	<b>6</b>	<b>13</b>	<b>2.2</b>	<b>4</b>	<b>2</b>	<b>0</b>
Brockel, Richie	2011-2015	4	13	3.3	7t	1	0
Peete, Rodney	2002-2004	23	13	0.6	10	0	0
<b>Byrd, Damiere</b>	<b>2016-2018</b>	<b>1</b>	<b>12</b>	<b>12.0</b>	<b>12</b>	<b>0</b>	<b>0</b>
Edwards, Armanti	2010-2013	2	12	6.0	7	0	0
Hoard, Leroy	1996	5	11	2.2	5	0	0
Jarrett, Dwayne	2007-2010	1	11	11.0	11	0	0
Felton, Jerome	2011	3	10	3.3	4	0	0
Stone, Dwight	1995-1998	2	9	4.5	6	0	0
Lytle, Matt	2001	2	8	4.0	4	0	0
<b>Barner, Kenjon</b>	<b>2013, 2018</b>	<b>6</b>	<b>7</b>	<b>1.2</b>	<b>2</b>	<b>0</b>	<b>0</b>
Colbert, Kerry	2004-2007	1	6	6.0	6	0	0
Senn, Jordan	2010-2013	1	5	5.0	5	0	0
Smith, Armond	2012-2013	7	5	0.7	5	0	0
Johnson, Keyshawn	2006	1	4	4.0	4	1	0
Haynes, Alex	2007	3	3	1.0	3	0	0
Murphy, Louis	2012	1	3	3.0	3	0	0
Reich, Frank	1995	1	3	3.0	3	0	0
Basanez, Brett	2006	1	2	2.0	2	0	0
Gettis, David	2010-2012	3	2	0.7	19	0	0
Guliford, Eric	1995	2	2	1.0	1	0	0
Avant, Jason	2014	1	1	1.0	1	0	0
Green, Willie	1995-1996	1	1	1.0	1	0	0
Proehl, Ricky	2003-2005	2	1	0.5	9	0	0
Baker, Jason	2005-2011	1	0	0.0	0	0	0
Poole, Tauren	2014	1	0	0.0	0	0	0
Sauerbrun, Todd	2001-2004	1	0	0.0	0	0	0
Nortman, Brad	2012-2015	1	-1	-1.0	-1	0	0
Webb, Joe	2014-2016	1	-1	-1.0	-1	0	0
Bono, Steve	1999	2	-2	-1.0	-1	0	0
Byrd, Isaac	2000-2002	2	-2	-1.0	-2	0	0
<b>Heinicke, Taylor</b>	<b>2018</b>	<b>2</b>	<b>-2</b>	<b>-1.0</b>	<b>-1</b>	<b>0</b>	<b>0</b>
Presley, De'Andre	2014	1	-2	-2.0	-2	0	0
Rosario, Dante	2007-2010	1	-2	-2.0	-2	0	0
McCown, Josh	2008	4	-3	-0.8	0	0	0

Carrier, Mark	1995-1998	3	-4	-1.3	4	0	0
Hankton, Karl	2000-2006	2	-4	-2.0	2	0	0
Nakamura, Haruki	2012	1	-4	-4.0	-4	0	0
Walter, Ken	1997-2000	5	-5	-1.0	-5	0	0
<b>TOTAL</b>		<b>10,678</b>	<b>43,874</b>	<b>4.1</b>	<b>77</b>	<b>318</b>	<b>85</b>

<b>TEAM YEAR BY YEAR</b>	1995	454	1,573	3.5	53t	10	2
	1996	502	1,729	3.4	35t	9	5
	1997	441	1,770	4.0	50	11	6
	1998	405	1,458	3.6	41	11	4
	1999	356	1,525	4.3	67t	12	2
	2000	363	1,186	3.3	43	7	2
	2001	354	1,372	3.9	39	9	2
	2002	452	1,586	3.5	59	11	2
	2003	522	2,091	4.0	40	9	7
	2004	422	1,582	3.7	71	10	6
	2005	487	1,679	3.4	70t	17	2
	2006	423	1,659	3.9	43t	7	4
	2007	451	1,824	4.0	75	7	3
	2008	504	2,437	4.8	69t	30	10
	2009	525	2,498	4.8	77	18	9
	2010	428	1,846	4.3	60	7	4
	2011	445	2,408	5.4	74t	26	1
	2012	462	2,088	4.5	72t	21	2
	2013	483	2,026	4.2	56	14	1
	2014	473	2,036	4.3	69t	10	3
	2015	526	2,282	4.3	47	19	2
	2016	453	1,814	4.0	47	16	2
	2017	490	2,102	4.3	69	15	2
	2018	260	1,302	5.0	45	12	1
<b>TOTAL</b>		<b>10,681</b>	<b>43,873</b>	<b>4.1</b>	<b>77</b>	<b>318</b>	<b>84</b>

# ALL-TIME CAREER RECEIVERS

RECEIVING YARDS	YEARS	REC	YDS	AVG	LONG	TDs	100-YD GAMES
Smith, Steve	2001-2013	836	12,197	14.6	80t	67	43
Muhammad, Muhsin	1996-04; 2008-09	696	9,255	13.3	72t	50	27
<b>Olsen, Greg</b>	<b>2011-2018</b>	<b>469</b>	<b>5,842</b>	<b>12.5</b>	<b>78t</b>	<b>37</b>	<b>10</b>
Walls, Wesley	1996-2002	324	3,902	12.0	54	44	3
Carrier, Mark	1995-1998	176	2,547	14.5	66t	13	5
Benjamin, Kelvin	2014-2017	168	2,424	14.4	51	18	5
LaFell, Brandon	2010-2013	167	2,385	14.3	91t	13	2
<b>Funchess, Devin</b>	<b>2015-2018</b>	<b>158</b>	<b>2,200</b>	<b>13.9</b>	<b>52</b>	<b>20</b>	<b>2</b>
Ginn Jr., Ted	2013, 2015-2016	134	2,047	15.3	88t	19	2
Hayes, Donald	1998-2001	132	1,855	14.1	56t	7	2
Ismail, Raghieb	1996-1998	117	1,657	14.2	62	10	5
Williams, DeAngelo	2006-2014	178	1,621	9.1	72t	7	1
Green, Willie	1995-1996	93	1,496	16.1	89t	9	5
Colbert, Keary	2004-2007	109	1,424	13.1	63	7	2
Mangum, Kris	1997-2006	151	1,424	9.4	35	9	0
Proehl, Ricky	2003-2005	86	1,327	15.4	69	8	2
Stewart, Jonathan	2008-2017	162	1,295	8.0	55t	7	1
Jeffers, Patrick	1999-2001	77	1,209	15.7	88t	12	5
<b>McCaffrey, Christian</b>	<b>2017-2018</b>	<b>140</b>	<b>1,147</b>	<b>8.2</b>	<b>37</b>	<b>9</b>	<b>2</b>
Cotchery, Jerricho	2014-2015	87	1,065	12.2	59	4	0
Hoover, Brad	2000-2009	145	1,046	7.2	34	6	0
Brown, Corey	2014-2016	79	1,019	12.9	47t	7	0
Foster, DeShaun	2002-2007	126	996	7.9	47	4	0
Carter, Drew	2004-2007	71	977	13.8	49	8	2
King, Jeff	2006-2010	112	923	8.2	31	9	0
Byrd, Isaac	2000-2002	73	897	12.3	42	4	0
Rosario, Dante	2007-2010	82	894	10.9	54	5	0
Goings, Nick	2001-2008	110	880	8.0	37	3	0
Johnson, Anthony	1995-1999	103	816	7.9	55	2	0
Johnson, Keyshawn	2006	70	815	11.6	40	4	1
Dickson, Ed	2014-2017	67	807	12.0	64	5	1
Carruth, Rae	1997-1999	62	804	13.0	52	4	2
Biakabutuka, Tshimanga	1996-2001	77	789	10.2	47	3	0
Tolbert, Mike	2012-2016	94	771	8.2	40	6	0
Gettis, David	2010-2012	37	508	13.7	88	3	1
<b>Moore, DJ</b>	<b>2018</b>	<b>30</b>	<b>474</b>	<b>15.8</b>	<b>82</b>	<b>2</b>	<b>1</b>
Naanee, Legedu	2011	44	467	10.6	28	1	0
Shockey, Jeremy	2011	37	455	12.3	29	4	0
Guliford, Eric	1995	29	444	15.3	49	1	0
Jarrett, Dwayne	2007-2010	35	428	12.2	30t	1	0
Floyd, William	1998-2000	62	416	6.7	25	2	0
Bersin, Brenton	2014-2017	32	415	13.0	30	1	0
<b>Whittaker, Fozzy</b>	<b>2014-2018</b>	<b>47</b>	<b>397</b>	<b>8.4</b>	<b>28t</b>	<b>2</b>	<b>0</b>
Murphy, Louis	2012	25	336	13.4	55	1	0
Gaines, Michael	2004-2006	31	335	10.8	38	2	0
Goodson, Mike	2009-2011	43	329	7.7	32	0	0
Barnidge, Gary	2008-2012	18	320	17.8	55	1	0
<b>Samuel, Curtis</b>	<b>2017-2018</b>	<b>32</b>	<b>294</b>	<b>9.2</b>	<b>25t</b>	<b>3</b>	<b>0</b>
Griffith, Howard	1995-1996	38	286	7.5	21	2	0
Greene, Scott	1996-1997	42	284	6.8	25	2	0
Lane, Fred	1997-1999	43	275	6.4	23	0	0

Hankton, Karl	2000-2006	20	267	13.4	31	0	0
Christian, Bob	1995-1996	29	255	8.8	23	1	0
Hetherington, Chris	1999-2001	37	240	6.5	19	1	0
Davis, Stephen	2003-2005	21	236	11.2	25	0	0
Shepard, Russell	2017	17	202	11.9	40t	1	0
Avant, Jason	2014	21	201	9.6	22	1	0
<b>Wright, Jarius</b>	<b>2018</b>	<b>24</b>	<b>232</b>	<b>9.7</b>	<b>27</b>	<b>1</b>	<b>0</b>
Oliver, Winslow	1996-1998	21	191	9.1	29	0	0
Hackett, DJ	2008	13	181	13.9	37	0	0
<b>Smith, Torrey</b>	<b>2018</b>	<b>16</b>	<b>171</b>	<b>10.7</b>	<b>35</b>	<b>2</b>	<b>0</b>
Metzelaars, Pete	1995	20	171	8.6	27	3	0
Smith, Lamar	2002	20	167	8.4	58	0	0
Broughton, Luther	1997-1998; 2001	8	164	20.5	68t	1	0
Seidman, Mike	2003-2006	18	158	8.8	27	2	0
Beebe, Don	1995	14	152	10.9	24	1	0
Metcalf, Eric	1999	11	133	12.1	33	0	0
Sutton, Tyrell	2009-2010	18	132	7.3	14	0	0
<b>Byrd, Damiere</b>	<b>2016-2018</b>	<b>12</b>	<b>129</b>	<b>10.8</b>	<b>21</b>	<b>2</b>	<b>0</b>
Mills, Ernie	1997	11	127	11.5	37	1	0
Wiggins, Jermaine	2002-2003	16	125	7.8	23	2	0
Edwards, Armanti	2010-2013	5	121	24.2	82	0	0
Clowney, David	2010	6	102	17.0	31	0	0
Huntley, Richard	2001	21	101	4.8	23	1	0
<b>Thomas, Ian</b>	<b>2018</b>	<b>11</b>	<b>87</b>	<b>7.9</b>	<b>27</b>	<b>0</b>	<b>0</b>
Brown, Dee	2002	17	86	5.1	15	1	0
Gardner, Rod	2005	9	84	9.3	15	1	0
Workman, Vince	1995	13	74	5.7	14	0	0
<b>Artis-Payne, Cameron</b>	<b>2015-2018</b>	<b>7</b>	<b>71</b>	<b>10.1</b>	<b>20</b>	<b>0</b>	<b>0</b>
Moore, Kenny	2008-2009	6	59	9.8	22	0	0
Clay, Kaelin	2017	5	57	11.4	15	0	0
Crawford, Casey	2000-2001	5	57	11.4	16	1	0
Hixon, Domenik	2013	7	55	7.9	14t	1	0
Kinchen, Brian	1999-2000	6	52	8.7	26t	2	0
Rasby, Walter	1995-1997	6	48	8.0	15	0	0
Uwaezuoke, Iheanyi	2000	4	46	11.5	21	0	0
Williams, Brandon	2013-2015	4	44	11.0	16	0	0
Pilares, Kealoha	2011-2012	2	42	21.0	36t	1	0
Bates, Michael	1996-2000	6	40	6.7	23	0	0
Fauria, Christian	2007	5	39	7.8	16	2	0
Biddle, Taye	2006	3	37	12.3	22	0	0
Robinson, Ryne	2007-2008	4	35	8.8	12	0	0
Fiammetta, Tony	2009-2010	5	34	6.8	11	0	0
<b>Newton, Cam</b>	<b>2011-2018</b>	<b>1</b>	<b>33</b>	<b>33.0</b>	<b>27</b>	<b>0</b>	<b>0</b>
Campbell, Matt	1995-2000	3	32	10.7	12	0	0
Jones, Mark	2008	2	32	16.0	19	0	0
Reaves, Darrin	2014	5	31	6.2	16	0	0
Hartsock, Ben	2011-2013	2	30	15.0	25	0	0
<b>Manhertz, Chris</b>	<b>2016-2018</b>	<b>4</b>	<b>29</b>	<b>7.3</b>	<b>11</b>	<b>0</b>	<b>0</b>
Brockel, Richie	2011-2015	4	25	6.3	12	0	0
Anderson, C.J.	2018	1	24	24.0	24	1	0
Felton, Jerome	2011	2	24	12.0	17	0	0
Thomas, Blair	1995	3	24	8.0	14	0	0
Tillman, Lawyer	1995	2	22	11.0	12	0	0
Webb, Joe	2014-2016	2	19	9.5	16	0	0
Stone, Dwight	1995-1998	2	18	9.0	11	0	0
Smart, Rod	2002-2005	4	16	4.0	5	0	0

Dyson, Kevin	2003	2	15	7.5	9	0	0
Haynes, Alex	2007	3	14	4.7	6	0	0
Moore, Derrick	1995	4	12	3.0	5	0	0
Simonson, Scott	2015-2017	1	10	10.0	10	0	0
Adams, Joe	2012	1	7	7.0	7	0	0
<b>Barner, Kenjon</b>	<b>2013, 2018</b>	<b>2</b>	<b>7</b>	<b>3.5</b>	<b>5</b>	<b>0</b>	<b>0</b>
Martin, Charly	2009-2010	1	6	6.0	6	0	0
Shelton, Eric	2006	1	6	6.0	6	0	0
Ajirotutu, Seyi	2011	1	4	4.0	4	0	0
Craig, Dameyune	1999-2001	2	4	2.0	4	0	0
Dennis, Mark	1995-1996	1	3	3.0	3	0	0
Gross, Jordan	2003-13	0	1	0.0	1	0	0
Collins, Kerry	1995-1998	1	-11	-11.0	-11	0	0
<b>TOTAL</b>		<b>6,937</b>	<b>82,658</b>	<b>11.9</b>	<b>91t</b>	<b>498</b>	<b>132</b>

<b>TEAM YEAR BY YEAR</b>	1995	263	3,304	12.6	89t	16	7
	1996	273	3,333	12.2	55	22	3
	1997	289	3,156	10.9	59t	17	5
	1998	292	3,624	12.4	72t	25	7
	1999	345	4,447	12.9	88t	36	11
	2000	340	3,850	11.3	54	19	7
	2001	314	3,098	9.9	48	12	2
	2002	255	2,981	11.7	69	15	5
	2003	270	3,238	12.0	67t	19	5
	2004	311	3,889	12.5	63	29	9
	2005	269	3,485	13.0	80t	25	10
	2006	325	3,486	10.7	72t	19	7
	2007	285	2,941	10.3	74t	19	5
	2008	246	3,288	13.4	65t	15	9
	2009	264	3,070	11.6	66	16	2
	2010	256	2,635	10.3	88t	9	1
	2011	312	4,089	13.1	91t	21	8
	2012	284	3,927	13.8	82	19	6
	2013	292	3,379	11.6	79t	24	1
	2014	327	3,828	11.7	51	23	6
	2015	300	3,873	12.9	74t	35	4
	2016	306	3,962	12.9	88t	21	4
	2017	293	3,319	11.3	64	22	4
	2018	226	2,456	10.9	82	20	2
<b>TOTAL</b>		<b>6,937</b>	<b>82,658</b>	<b>11.9</b>	<b>91t</b>	<b>498</b>	<b>130</b>



# ALL-TIME CAREER INTERCEPTORS

INTERCEPTORS	YEARS	INTS	YDS	AVG	LONG	TDs
Gamble, Chris	2004-2012	27	326	12.1	61t	2
Davis, Eric	1996-2000	25	226	9.0	56t	2
Minter, Mike	1997-2006	17	421	24.8	62	4
<b>Kuechly, Luke</b>	<b>2012-2018</b>	<b>16</b>	<b>127</b>	<b>7.9</b>	<b>32t</b>	<b>1</b>
Marshall, Richard	2006-2010	14	315	22.5	73	2
Evans, Doug	1998-2001	14	162	11.6	49	1
Lucas, Ken	2005-2008	13	158	12.2	43	0
<b>Davis, Thomas</b>	<b>2005-2018</b>	<b>13</b>	<b>79</b>	<b>6.1</b>	<b>31</b>	<b>0</b>
Godfrey, Charles	2008-2014	11	179	16.3	38	1
Coleman, Kurt	2015-2017	11	146	13.3	37	2
Grant, Deon	2000-2003	11	137	12.5	43	0
Beason, Jon	2007-2013	9	107	11.9	44	0
Manning, Ricky	2003-2005	9	99	11.0	30	1
<b>Munnerlyn, Captain</b>	<b>2009-13; 2017-18</b>	<b>8</b>	<b>232</b>	<b>29.0</b>	<b>74t</b>	<b>5</b>
Norman, Josh	2012-2015	7	172	24.6	46t	2
Maxie, Brett	1995-1996	7	94	13.4	49	0
Witherspoon, Will	2002-2005	7	93	13.3	35	1
Cota, Chad	1995-1997	7	91	13.0	35	0
Mills, Sam	1995-1997	7	86	12.3	36t	1
Martin, Sherrod	2009-2012	7	85	12.1	34	0
Hitchcock, Jimmy	2000-2001	6	181	30.2	88t	1
<b>Peppers, Julius</b>	<b>2002-09; 2017-18</b>	<b>6</b>	<b>177</b>	<b>29.5</b>	<b>97</b>	<b>2</b>
Terrell, Pat	1995-1997	6	39	6.5	21	0
Morgan, Dan	2001-2007	5	56	11.2	22	0
<b>Adams, Mike</b>	<b>2017-2018</b>	<b>5</b>	<b>53</b>	<b>10.6</b>	<b>40</b>	<b>0</b>
Harris, Chris	2007-2009	5	49	9.8	30	0
Poole, Tyrone	1995-1997	5	43	8.6	35	0
Howard, Reggie	2001-2003	5	37	7.4	16	0
Wallace, Al	2002-2006	4	96	24.0	53	0
Brady, Jeff	1998	4	85	21.3	43	0
Branch, Colin	2003-2006	4	79	19.8	76	0
Mitchell, Mike	2013	4	63	15.8	38	0
Harper, Roman	2014-2015	4	43	10.8	31t	1
<b>Bradberry, James</b>	<b>2016-2017</b>	<b>4</b>	<b>24</b>	<b>6.0</b>	<b>16</b>	<b>0</b>
<b>Jackson, Donte</b>	<b>2018</b>	<b>4</b>	<b>0</b>	<b>0.0</b>	<b>0</b>	<b>0</b>
Boston, Tre	2014-2016	3	113	37.7	84t	1
McKyer, Tim	1995	3	99	33.0	96t	1
McCree, Marlon	2005	3	73	24.3	46	0
White, Melvin	2013-2014	3	32	10.7	23	0
Cook, Toi	1996-1997	3	28	9.3	22	0
Worley, Daryl	2016-2017	3	22	7.3	22	0
Cooper, Deke	2002; 2007	3	19	6.3	19	0
Anderson, James	2006-2012	3	6	2.0	5	0
Lester, Robert	2013-2014	3	5	1.7	5	0
Cason, Antoine	2014	2	81	40.5	80	0
Fields, Mark	2002-2004	2	51	25.5	30	0
Florence, Drayton	2013	2	40	20.0	38t	1
Nakamura, Haruki	2012	2	39	19.5	21	0
Buckner, Brentson	2001-2005	2	37	18.5	29	0
Alexander, Brent	1998-1999	2	18	9.0	18	0
Greene, Kevin	1996,1998-1999	2	18	9.0	18	0

Wells, Dean	1999-2001	2	15	7.5	14	0
McDaniel, Emmanuel	2002	2	13	6.5	13	0
<b>Jones, Colin</b>	<b>2012-2018</b>	<b>2</b>	<b>10</b>	<b>5.0</b>	<b>10</b>	<b>0</b>
Cousin, Terry	2002	2	4	2.0	4	0
Gilbert, Sean	1998-2002	2	4	2.0	4	0
Benwikere, Bené	2014-2016	2	1	0.5	1	0
Williams, Shaun	2006	2	1	0.5	1	0
Tillman, Charles	2015	2	0	0.0	0	0
Stanford, R.J.	2010-2011	1	53	53.0	53	0
Smith, Rod	1995-1996,1997-1998	1	43	43.0	43	0
Lofton, Steve	1995-1996,1998-1999	1	42	42.0	42	0
<b>Reid, Eric</b>	<b>2018</b>	<b>1</b>	<b>39</b>	<b>39.0</b>	<b>39</b>	<b>0</b>
DeCoud, Thomas	2014	1	35	35.0	35	0
McDowell, Bubba	1995	1	33	33.0	33	0
Kragen, Greg	1995-1997	1	29	29.0	29	0
Edwards, Dwan	2012-2015	1	27	27.0	27	0
Richardson, Damien	1998-2004	1	27	27.0	27	0
McClain, Robert	2010; 2015-2016	1	24	24.0	24	0
Veland, Tony	1998	1	24	24.0	24	0
Allen, Brian	2002-2004	1	21	21.0	21	0
Senn, Jordan	2009-2013	1	21	21.0	21	0
Nelson, Jonathan	2011	1	20	20.0	20	0
Williams, Teddy	2015-2017	1	19	19.0	19	0
Moorehead, Kindal	2003-2007	1	17	17.0	17	1
<b>Thompson, Shaq</b>	<b>2015-2018</b>	<b>1</b>	<b>12</b>	<b>12.0</b>	<b>12</b>	<b>0</b>
Barrow, Micheal	1997-1999	1	10	10.0	10	0
Burton, Shane	2002-2003	1	10	10.0	10	0
Hawkins, Artrell	2004	1	9	9.0	9	0
Kesier, Thomas	2011-2012	1	9	9.0	9	0
Klein, A.J.	2013-2015	1	8	8.0	8	0
Morton, Christian	2006	1	8	8.0	8	0
Ealy, Kony	2014-2016	1	7	7.0	7	0
McGill, Lenny	1998	1	6	6.0	6	0
Johnson, Ed	2010	1	5	5.0	5	0
Manuel, Marquand	2007	1	4	4.0	4	0
Lloyd, Greg	1998	1	3	3.0	3	0
King, Shawn	1995-1998	1	1	1.0	1	0
Lathon, Lamar	1995-1998	1	1	1.0	1	0
Anderson, Rashard	2000-2001	1	0	0.0	0	0
Brown, Everette	2009-2010	1	0	0.0	0	0
Diggs, Na'il	2006-2009	1	0	0.0	0	0
Navies, Hannibal	2000-2002	1	0	0.0	0	0
<b>Obada, Efe</b>	<b>2018</b>	<b>1</b>	<b>0</b>	<b>0.0</b>	<b>0</b>	<b>0</b>
Pieri, Damon	1995-1997	1	0	0.0	0	0
Robinson, Eugene	2000	1	0	0.0	0	0
Rucker, Mike	1999-2007	1	0	0.0	0	0
Thomas, Josh	2011-13	1	0	0.0	0	0
Towns, Lester	2000-2003	1	0	0.0	0	0
Williams, Jay	2000-2002	1	0	0.0	0	0
Woodall, Lee	2000	1	0	0.0	0	0
Pugh, Jordan	2010-2011	1	-2	-2.0	-2	0
<b>TOTAL</b>		<b>384</b>	<b>5,328</b>	<b>13.9</b>	<b>97</b>	<b>31</b>

## ALL-TIME 300-YARD PASSING GAMES

PLAYER	DATE	OPPONENT	ATT	CMP	YDS	TD	INT
Newton, Cam	9/18/2011	Green Bay	46	28	432	1	3
Weinke, Chris	12/10/2006	New York Giants	61	34	423	1	3
Newton, Cam	9/11/2011	at Arizona	37	24	422	2	1
Newton, Cam	10/2/2011	at Chicago	46	27	374	1	1
Beuerlein, Steve	12/12/1999	at Green Bay	42	29	373	3	0
Beuerlein, Steve	12/18/1999	San Francisco	38	27	368	4	0
Delhomme, Jake	10/15/2006	at Baltimore	39	24	365	2	2
Beuerlein, Steve	9/10/2000	at San Francisco	32	24	364	3	1
Delhomme, Jake	10/19/2003	Tennessee	49	31	362	2	0
Newton, Cam	11/18/2018	at Detroit	37	25	357	3	1
Newton, Cam	10/8/2017	at Detroit	33	26	355	3	0
Newton, Cam	9/18/2016	San Francisco	40	24	353	4	1
Delhomme, Jake	10/30/2005	Minnesota	30	21	341	3	0
Newton, Cam	12/20/2015	at New York Giants	45	25	340	5	0
Delhomme, Jake	12/18/2004	at Atlanta	35	24	340	2	1
Newton, Cam	9/16/2018	at Atlanta	45	32	335	3	1
Newton, Cam†	1/24/2016	Arizona	28	19	335	2	1
Collins, Kerry	11/26/1995	at New Orleans	46	17	335	3	4
Beuerlein, Steve	10/3/1999	at Washington	47	23	334	1	1
Beuerlein, Steve	10/8/2000	Seattle	39	27	332	2	1
Newton, Cam	12/6/2015	at New Orleans	41	28	331	5	1
Reich, Frank	9/3/1995	at Atlanta	44	23	329	2	0
Collins, Kerry	9/21/1997	Kansas City	47	24	328	1	4
Collins, Kerry	12/8/1996	at San Francisco	37	22	327	3	0
Delhomme, Jake	10/25/2009	Buffalo	44	27	325	0	3
Delhomme, Jake†	2/1/2004	New England	33	16	323	3	0
Newton, Cam	10/16/2016	at New Orleans	47	27	322	2	1
Beuerlein, Steve	1/2/2000	New Orleans	41	22	322	5	0
Delhomme, Jake†	1/15/2006	at Chicago	33	24	319	3	1
Peete, Rodney	12/8/2002	Cincinnati	29	21	319	3	1
Delhomme, Jake	11/16/2003	Washington	30	20	317	0	2
Newton, Cam	10/1/2017	at New England	29	22	316	3	1
Delhomme, Jake	9/16/2007	Houston	41	27	316	3	1
Newton, Cam	9/27/2015	New Orleans	31	20	315	2	0
Newton, Cam	10/28/2012	at Chicago	39	20	314	0	2
Weinke, Chris	12/23/2001	St. Louis	51	24	312	1	0
Peete, Rodney	11/10/2002	New Orleans	40	23	310	2	1
Peete, Rodney	9/15/2002	Detroit	32	21	310	1	0
Beuerlein, Steve	10/22/2000	San Francisco	44	28	309	3	0
Collins, Kerry	10/29/1995	at New England	45	25	309	2	1
Delhomme, Jake	10/3/2004	Atlanta	38	23	308	0	2
Delhomme, Jake	9/20/2009	at Atlanta	41	25	308	1	1
Moore, Matt	10/24/2010	San Francisco	41	28	308	2	1
Newton, Cam	10/6/2013	at Arizona	39	21	308	0	3
Delhomme, Jake	1/2/2005	New Orleans	50	24	307	2	0
Newton, Cam	11/10/2014	at Philadelphia	40	25	306	2	3
Newton, Cam	11/26/2012	at Philadelphia	28	18	306	2	0
Delhomme, Jake	11/14/2004	at San Francisco	34	19	303	3	0
Newton, Cam	9/9/2012	at Tampa Bay	33	23	303	1	2
Collins, Kerry	10/4/1998	at Atlanta	38	20	302	3	2
Newton, Cam	12/19/2016	at Washington	37	21	300	2	0
Beuerlein, Steve	10/17/1999	at San Francisco	36	23	300	4	3

† POSTSEASON

# ALL-TIME 100-YARD RUSHING GAMES

PLAYER	DATE	OPPONENT	RSH	YDS	TD
Williams, DeAngelo	12/30/2012	at New Orleans	21	210	2
Stewart, Jonathan	12/27/2009	at New York Giants	28	206	1
Williams, DeAngelo	12/8/2008	Tampa Bay	19	186	2
McCaffrey, Christian	9/23/2018	Cincinnati	28	184	0
Williams, DeAngelo	12/28/2008	at New Orleans	25	178	0
Davis, Stephen	10/26/2003	at New Orleans	31	178	2
Foster, DeShaun	9/19/2004	at Kansas City	32	174	1
Huntley, Richard	1/6/2002	New England	21	168	0
Foster, DeShaun	1/1/2006	at Atlanta	18	165	1
Davis, Stephen	10/5/2003	New Orleans	30	159	1
Williams, DeAngelo	11/1/2009	at Arizona	23	158	0
Stewart, Jonathan	12/7/2014	New Orleans	20	155	1
Smith, Lamar	9/22/2002	at Minnesota	30	154	2
Davis, Stephen	11/2/2003	at Houston	30	153	0
Davis, Stephen	9/28/2003	Atlanta	21	153	1
Williams, DeAngelo	10/18/2009	at Tampa Bay	30	152	2
Foster, DeShaun†	1/8/2006	at New York Giants	27	151	0
Williams, DeAngelo	11/8/2009	at New Orleans	21	149	2
Lane, Fred	11/2/1997	Oakland	28	147	3
Davis, Stephen	9/14/2003	at Tampa Bay	33	142	0
Biakabutuka, Tshimanga	10/3/1999	at Washington	12	142	3
Williams, DeAngelo	11/9/2008	at Oakland	19	140	1
Lane, Fred	12/8/1997	at Dallas	34	138	0
Stewart, Jonathan	12/19/2010	Arizona	27	137	0
Johnson, Anthony	8/31/1997	Washington	20	134	0
Stewart, Jonathan	12/12/2010	Atlanta	18	133	0
Stewart, Jonathan	12/19/2016	at Washington	25	132	0
Biakabutuka, Tshimanga	9/26/1999	Cincinnati	8	132	2
Foster, DeShaun	12/4/2005	Atlanta	24	131	1
Stewart, Jonathan	11/16/2008	Detroit	15	130	1
Goings, Nick	12/26/2004	at Tampa Bay	33	127	0
Johnson, Anthony	10/13/1996	St. Louis	22	126	0
Stewart, Jonathan	10/25/2015	Philadelphia	24	125	0
Stewart, Jonathan	1/3/2010	New Orleans	16	125	1
Stewart, Jonathan†	1/3/2015	Arizona	24	123	1
Williams, DeAngelo	10/5/2008	Kansas City	20	123	2
Johnson, Anthony	11/17/1996	at St. Louis	27	123	1
Johnson, Anthony	10/20/1996	New Orleans	29	123	0
Moore, Derrick	10/1/1995	Tampa Bay	21	123	1
Stewart, Jonathan	12/21/2014	Cleveland	24	122	0
Williams, DeAngelo	11/19/2009	Miami	13	122	0
Foster, DeShaun	9/23/2007	at Atlanta	20	122	0
Goings, Nick	12/5/2004	at New Orleans	36	122	1
Brown, Dee	12/1/2002	at Cleveland	27	122	0
Williams, DeAngelo	12/30/2007	at Tampa Bay	20	121	2
Williams, DeAngelo	10/14/2007	at Arizona	10	121	1
Goings, Nick	11/21/2004	Arizona	22	121	3
Biakabutuka, Tshimanga	10/21/2001	at Washington	20	121	1
Williams, DeAngelo	9/22/2013	New York Giants	23	120	0
Goodson, Mike	11/21/2010	Baltimore	22	120	0
Stewart, Jonathan	12/6/2009	Tampa Bay	26	120	1

Williams, DeAngelo	11/16/2008	Detroit	14	120	2
Lane, Fred	12/14/1997	Green Bay	19	119	1
Moore, Derrick	10/29/1995	at New England	28	119	0
Hoover, Brad	11/27/2000	Green Bay	24	117	1
Newton, Cam	12/9/2012	Atlanta	9	116	1
Williams, DeAngelo	10/9/2011	New Orleans	9	115	1
Stewart, Jonathan	12/8/2008	Tampa Bay	15	115	2
Davis, Stephen	11/30/2003	Philadelphia	23	115	0
Williams, DeAngelo	11/19/2006	St. Louis	20	114	0
Lane, Fred	11/30/1997	New Orleans	13	112	1
Davis, Stephen	9/7/2003	Jacksonville	22	111	0
Johnson, Anthony	12/1/1996	Tampa Bay	26	111	1
Stewart, Jonathan	11/13/2017	Miami	17	110	1
Stewart, Jonathan	10/18/2009	at Tampa Bay	17	110	1
Stewart, Jonathan	12/20/2009	Minnesota	25	109	1
Biakabutuka, Tshimanga	12/27/1998	at Indianapolis	25	109	1
Williams, DeAngelo	12/21/2008	at New York Giants	24	108	4
Williams, DeAngelo	10/26/2008	Arizona	17	108	1
Goings, Nick	12/12/2004	St. Louis	31	108	1
Newton, Cam	10/13/2014	at Cincinnati	17	107	1
Foster, DeShaun	10/8/2006	Cleveland	24	106	0
Goings, Nick	11/28/2004	Tampa Bay	23	106	0
Foster, DeShaun	10/1/2006	New Orleans	16	105	1
Davis, Stephen†	1/3/2004	Dallas	26	104	1
Biakabutuka, Tshimanga	10/26/1997	Atlanta	23	104	2
Johnson, Anthony†	1/5/1997	Dallas	26	104	0
Stewart, Jonathan	12/10/2017	Minnesota	16	103	3
Biakabutuka, Tshimanga	10/8/2000	Seattle	23	103	0
Biakabutuka, Tshimanga	12/13/1998	Washington	17	103	1
Stewart, Jonathan	11/22/2015	Washington	21	102	0
Foster, DeShaun	12/24/2006	at Atlanta	28	102	0
Johnson, Anthony	10/6/1996	at Minnesota	23	102	1
Williams, DeAngelo	11/23/2008	at Atlanta	19	101	1
Lane, Fred	11/1/1998	New Orleans	35	101	1
Whittaker, Fozzy	9/18/2016	San Francisco	16	100	0
Newton, Cam	12/20/2015	at New York Giants	8	100	0
Goodson, Mike	11/14/2010	at Tampa Bay	23	100	0
Lane, Fred	9/13/1998	at New Orleans	18	100	0

† POSTSEASON

## ALL-TIME 100-YARD RECEIVING GAMES

Player	Date	Opponent	Rec	Yds	TD
Smith, Steve†	1/15/2006	at Chicago	12	218	2
Smith, Steve	10/30/2005	Minnesota	11	201	1
Muhammad, Muhsin	9/13/1998	at New Orleans	9	192	1
Smith, Steve	10/15/2006	at Baltimore	8	189	1
Muhammad, Muhsin	11/16/2003	Washington	9	189	0
Olsen, Greg	10/10/2016	Tampa Bay	9	181	0
Smith, Steve	10/2/2011	at Chicago	8	181	0
Muhammad, Muhsin	12/5/2004	at New Orleans	10	179	1
Smith, Steve	9/11/2011	at Arizona	8	178	2
Smith, Steve	9/25/2005	at Miami	11	170	3
Smith, Steve	11/20/2005	at Chicago	14	169	0
Smith, Steve	11/23/2008	at Atlanta	8	168	0
Smith, Steve	12/14/2008	Denver	9	165	1
Jeffers, Patrick	1/2/2000	New Orleans	7	165	2
Smith, Steve†	1/10/2004	at St. Louis	6	163	1
Jeffers, Patrick	12/27/1999	at Pittsburgh	5	160	2
Moore, DJ	11/18/2018	at Detroit	7	157	1
Smith, Steve	12/20/2009	Minnesota	9	157	1
Green, Willie	12/8/1996	at San Francisco	7	157	1
Green, Willie	11/12/1995	at St. Louis	6	157	1
Smith, Steve	9/18/2011	Green Bay	6	156	0
Smith, Steve	9/16/2007	Houston	8	153	3
Smith, Steve	10/19/2003	Tennessee	10	151	1
Muhammad, Muhsin	10/3/1999	at Washington	8	151	0
Smith, Steve	11/13/2006	Tampa Bay	8	149	1
Muhammad, Muhsin	9/28/2008	Atlanta	8	147	1
Jeffers, Patrick	12/12/1999	at Green Bay	8	147	2
Walls, Wesley	9/7/1997	at Atlanta	7	147	0
Green, Willie	12/17/1995	Atlanta	4	147	1
Carter, Drew	12/10/2006	New York Giants	8	144	1
Smith, Steve	12/8/2002	Cincinnati	5	144	1
Smith, Steve	10/23/2011	Washington	7	143	0
Muhammad, Muhsin†	2/1/2004	New England	4	140	1
Smith, Steve	9/11/2005	New Orleans	8	138	1
Jeffers, Patrick	12/18/1999	San Francisco	8	138	1
Smith, Steve	12/22/2007	Dallas	9	137	1
Smith, Steve	10/14/2007	at Arizona	10	136	1
Muhammad, Muhsin	12/18/2004	at Atlanta	10	135	1
Smith, Steve†	1/3/2004	Dallas	5	135	1
Olsen, Greg	9/27/2015	New Orleans	8	134	2
Smith, Steve	12/28/2008	at New Orleans	5	134	0
Proehl, Ricky	11/9/2003	Tampa Bay	3	133	1
Hayes, Donald	11/28/1999	Atlanta	5	133	1
Carter, Drew	11/18/2007	at Green Bay	5	132	1
Muhammad, Muhsin	9/23/2001	at Atlanta	10	132	0
Carrier, Mark	11/26/1995	at New Orleans	6	132	2
Olsen, Greg	10/18/2015	at Seattle	7	131	1
Smith, Steve	9/20/2009	at Atlanta	8	131	0
Smith, Steve	1/1/2006	at Atlanta	9	131	1
Muhammad, Muhsin	11/27/2000	Green Bay	11	131	2
Olsen, Greg	12/6/2015	at New Orleans	9	129	0



Muhammad, Muhsin	10/22/2000	San Francisco	9	127	0
Smith, Steve	10/22/2006	at Cincinnati	8	126	0
Muhammad, Muhsin	12/18/1999	San Francisco	11	126	3
Smith, Steve	12/11/2011	Atlanta	6	125	0
Gettis, David	10/24/2010	San Francisco	8	125	2
Muhammad, Muhsin	11/14/1999	at St. Louis	9	125	0
Carrier, Mark	9/26/1996	at Jacksonville	8	124	2
Smith, Steve	10/16/2005	at Detroit	6	123	1
Muhammad, Muhsin	11/14/2004	at San Francisco	6	123	3
Olsen, Greg	9/18/2016	San Francisco	5	122	1
Smith, Steve	10/19/2008	New Orleans	6	122	1
Green, Willie	9/3/1995	at Atlanta	7	121	1
Ginn, Jr., Ted	12/13/2015	Atlanta	2	120	2
Smith, Steve	12/2/2012	at Kansas City	5	120	1
Olsen, Greg	11/10/2014	at Philadelphia	6	119	0
Smith, Steve	10/9/2005	at Arizona	8	119	2
Ismail, Raghib	9/6/1998	Atlanta	6	119	1
Smith, Steve	10/28/2012	at Chicago	7	118	0
Smith, Steve	9/9/2007	at St. Louis	7	118	1
Muhammad, Muhsin	11/21/2004	Arizona	6	118	2
Muhammad, Muhsin	12/13/1998	Washington	7	118	0
Smith, Steve	12/8/2008	Tampa Bay	9	117	1
Smith, Steve	10/26/2008	Arizona	5	117	2
Muhammad, Muhsin	9/26/1999	Cincinnati	8	117	0
Ismail, Raghib	10/11/1998	at Dallas	6	117	2
Olsen, Greg	12/17/2017	Green Bay	9	116	1
Smith, Steve	9/29/2002	at Green Bay	5	116	0
Ginn, Jr., Ted	11/27/2016	at Oakland	4	115	1
Benjamin, Kelvin	9/21/2014	Pittsburgh	8	115	1
Muhammad, Muhsin	12/26/2004	at Tampa Bay	8	115	2
Colbert, Keary	10/10/2004	at Denver	4	115	1
Hayes, Donald	9/10/2000	at San Francisco	6	115	1
Muhammad, Muhsin	10/3/2004	Atlanta	7	114	0
Muhammad, Muhsin	12/24/2000	at Oakland	10	114	0
Carrier, Mark	10/8/1995	at Chicago	5	114	1
Brown, Corey†	1/24/2016	Arizona	4	113	1
Olsen, Greg†	1/24/2016	Arizona	6	113	0
Smith, Steve	10/12/2008	at Tampa Bay	6	112	0
Smith, Steve	9/24/2006	at Tampa Bay	7	112	0
Muhammad, Muhsin	11/10/2002	New Orleans	4	112	0
Olsen, Greg	12/14/2014	Tampa Bay	10	110	0
Carruth, Rae	9/21/1997	Kansas City	8	110	0
Benjamin, Kelvin	11/16/2014	Atlanta	9	109	1
Smith, Steve	12/9/2012	Atlanta	7	109	0
Ismail, Raghib	12/27/1998	at Indianapolis	7	109	1
Funchess, Devin	11/26/2017	at New York Jets	7	108	0
Benjamin, Kelvin	9/18/2016	San Francisco	7	108	2
Muhammad, Muhsin	9/10/2000	at San Francisco	8	108	1
Ismail, Raghib	11/3/1996	at Atlanta	5	108	0
LaFell, Brandon	10/13/2013	at Minnesota	4	107	1
Muhammad, Muhsin	9/15/2002	Detroit	8	107	1
Jeffers, Patrick	12/5/1999	St. Louis	7	107	1
Carruth, Rae	10/12/1997	at Minnesota	6	107	1
Smith, Steve	9/9/2012	at Tampa Bay	7	106	0
Johnson, Keyshawn	9/17/2006	at Minnesota	5	106	0
Smith, Steve	11/6/2005	at Tampa Bay	5	106	1

Muhammad, Muhsin	10/31/2004	at Seattle	8	106	2
Muhammad, Muhsin	12/8/2002	Cincinnati	8	106	1
Walls, Wesley	11/23/1997	at St. Louis	8	106	0
Olsen, Greg	10/19/2014	at Green Bay	8	105	0
Smith, Steve	11/30/2008	at Green Bay	4	105	0
Green, Willie	11/26/1995	at New Orleans	4	105	1
Benjamin, Kelvin	10/1/2017	at New England	4	104	0
Benjamin, Kelvin	12/14/2014	Tampa Bay	8	104	0
Ginn, Jr., Ted†	1/12/2014	San Francisco	4	104	0
Smith, Steve	9/16/2012	New Orleans	3	104	0
Proehl, Ricky	12/24/2005	Dallas	2	104	1
Muhammad, Muhsin	12/9/2001	at Buffalo	8	104	0
Muhammad, Muhsin	10/4/1998	at Atlanta	4	104	1
LaFell, Brandon	12/24/2011	Tampa Bay	3	103	1
Smith, Steve	12/11/2005	Tampa Bay	5	103	0
Muhammad, Muhsin†	1/3/2004	Dallas	4	103	0
Smith, Steve	10/12/2003	at Indianapolis	6	103	1
Muhammad, Muhsin	9/19/1999	Jacksonville	4	103	1
McCaffrey, Christian	9/16/2018	at Atlanta	14	102	0
Olsen, Greg	11/11/2012	Denver	9	102	2
Muhammad, Muhsin	12/10/2000	at Kansas City	8	102	0
Walls, Wesley	10/8/2000	Seattle	7	102	0
Ismail, Raghib	11/30/1997	New Orleans	6	102	0
McCaffrey, Christian	9/24/2017	New Orleans	9	101	0
Williams, DeAngelo	12/4/2006	at Philadelphia	7	101	1
Carrier, Mark	12/24/1995	at Washington	7	101	0
Smith, Steve	10/30/2011	Minnesota	7	100	1
Stewart, Jonathan	9/18/2011	Green Bay	8	100	0
Colbert, Keary	10/31/2004	at Seattle	4	100	0
Smith, Steve	10/26/2003	at New Orleans	9	100	0
Carrier, Mark	10/25/1998	Buffalo	5	100	1

† POSTSEASON

## OPPONENTS' ALL-TIME 300-YARD PASSING GAMES

PLAYER	DATE	OPPONENT	ATT	CMP	YDS	TD	INT
Ryan, Matt	10/2/2016	at Atlanta	37	28	503	4	1
Brees, Drew	10/16/2016	New Orleans	49	34	465	4	1
Green, Trent	11/5/2000	at St. Louis	42	29	431	2	0
Brees, Drew	12/30/2012	at New Orleans	43	29	396	4	1
McCown, Josh	10/9/2005	at Arizona	46	29	394	2	3
Young, Steve	12/8/1996	at San Francisco	41	27	393	3	2
Brees, Drew	1/1/2012	at New Orleans	35	28	389	5	1
Favre, Brett	9/27/1998	Green Bay	45	27	388	5	3
Brees, Drew	12/28/2008	at New Orleans	49	30	386	4	1
Warner, Kurt	10/26/2008	Arizona	49	35	381	2	1
Rodgers, Aaron	11/9/2015	Green Bay	48	25	369	4	1
Ryan, Matt	9/30/2012	at Atlanta	40	25	369	3	1
Winston, Jameis	12/24/2017	Tampa Bay	27	21	367	1	0
Wilson, Russell†	1/17/2016	Seattle	48	31	366	3	2
Palmer, Carson	10/30/2016	Arizona	46	35	363	3	1
Harrington, Joey	9/23/2007	at Atlanta	44	31	361	2	0
Brees, Drew	10/9/2011	New Orleans	45	32	359	2	1
Culpepper, Daunte	11/19/2000	at Minnesota	29	22	357	3	0
Brady, Tom†	2/1/2004	at New England	48	32	354	3	1
Dalton, Andy	9/23/2018	Cincinnati	46	29	352	2	4
Warner, Kurt	12/5/1999	St. Louis	31	22	351	3	2
Brees, Drew	10/1/2006	New Orleans	38	28	349	1	0
Griese, Brian	11/28/2004	Tampa Bay	39	27	347	2	1
Banks, Tony	10/21/2001	at Washington	30	17	346	1	1
King, Shaun	11/21/2004	Arizona	52	28	343	1	3
Ryan, Matt	12/9/2012	Atlanta	49	34	342	2	1
Detmer, Ty	10/27/1996	at Philadelphia	38	23	342	1	1
Johnson, Brad	9/14/2003	at Tampa Bay	61	34	339	1	1
Johnson, Brad	10/3/1999	at Washington	33	20	337	4	0
Young, Steve	12/10/1995	San Francisco	45	31	336	2	1
Stafford, Matthew	11/20/2011	at Detroit	36	28	335	5	2
Sanchez, Mark	11/10/2014	at Philadelphia	37	20	332	2	0
Bulger, Marc†	1/10/2004	St. Louis	46	27	332	0	3
Brees, Drew	11/8/2009	at New Orleans	35	24	330	1	1
Brooks, Aaron	12/2/2001	at New Orleans	40	26	330	3	1
Roethlisberger, Ben	11/8/2018	at Pittsburgh	25	22	328	5	0
Flacco, Joe	9/28/2014	at Baltimore	31	22	327	3	0
Grbac, Elvis	11/5/1995	at San Francisco	37	26	327	0	2
Manning, Eli	10/7/2018	New York Giants	36	22	326	2	2
Winston, Jameis	1/3/2016	Tampa Bay	47	29	325	0	2
Brees, Drew	9/16/2012	New Orleans	49	31	325	1	2
Toliver, Billy Joe	11/1/1998	New Orleans	48	24	325	2	2
Dalton, Andy	10/12/2014	at Cincinnati	43	33	323	2	2
Freeman, Josh	12/6/2009	Tampa Bay	44	23	321	0	5
Garcia, Jeff	12/8/2008	Tampa Bay	38	24	321	2	0
Griese, Brian	12/26/2004	at Tampa Bay	41	30	321	3	2
Russell Wilson	9/8/2013	Seattle	33	25	320	1	0
Ryan, Matt	12/11/2011	Atlanta	38	22	320	4	0
Roethlisberger, Ben	12/23/2010	at Pittsburgh	32	22	320	1	0
Ryan, Matt	12/31/2017	at Atlanta	45	28	317	1	0
Cousins, Kirk	12/19/2016	at Washington	47	32	315	0	1

Carr, Derek	11/27/2016	at Oakland	38	26	315	2	1
Grbac, Elvis	12/10/2000	at Kansas City	44	31	315	1	2
Chandler, Chris	11/28/1999	Atlanta	42	24	315	4	0
Ryan, Matt	11/5/2017	Atlanta	38	24	313	2	1
Brees, Drew	12/8/2013	at New Orleans	42	30	313	4	0
Garcia, Jeff	12/4/2006	at Philadelphia	39	21	312	3	0
Wentz, Carson	10/21/2018	at Philadelphia	37	30	310	2	0
McCown, Luke	9/27/2015	New Orleans	38	31	310	0	1
Tannehill, Ryan	11/24/2013	at Miami	42	28	310	1	1
George, Jeff	12/17/1995	Atlanta	53	29	310	2	2
Kolb, Kevin	9/11/2011	at Arizona	27	18	309	2	0
Rodgers, Aaron	9/18/2011	Green Bay	30	19	308	2	0
Favre, Brett	9/30/2001	Green Bay	39	25	308	3	2
McCown, Josh	11/26/2017	at New York Jets	36	19	307	3	0
Brady, Tom	10/1/2017	at New England	45	32	307	2	0
Garcia, Jeff	10/22/2000	San Francisco	39	25	307	2	1
Ryan, Matt	12/27/2015	at Atlanta	30	23	306	1	0
Garcia, Jeff	11/18/2001	San Francisco	54	34	305	3	2
George, Jeff	11/2/1997	Oakland	38	24	304	2	1
Favre, Brett	10/3/2005	Green Bay	47	28	303	4	1
Garcia, Jeff	12/18/1999	San Francisco	46	29	303	2	1
Favre, Brett	12/12/1999	at Green Bay	38	26	302	2	1
Manning, Peyton	11/11/2012	Denver	38	27	301	1	0
Flacco, Joe	11/21/2010	Baltimore	33	24	301	1	0

† POSTSEASON

## OPPONENTS' ALL-TIME 100-YARD RUSHING GAMES

PLAYER	DATE	OPPONENT	RSH	YDS	TD
Ward, Derrick	12/21/2008	at New York Giants	15	215	0
Forte, Matt	10/2/2011	at Chicago	25	205	1
Faulk, Marshall	12/23/2001	St. Louis	30	202	2
Alexander, Shaun	10/31/2004	at Seattle	32	195	1
Jones, Julius	12/24/2005	Dallas	34	194	2
Droughns, Reuben	10/10/2004	at Denver	30	193	0
Faulk, Marshall	11/11/2001	at St. Louis	15	183	2
Brown, Bryce	11/26/2012	at Philadelphia	19	178	2
Forte, Matt	10/10/2010	Chicago	22	166	2
Martin, Curtis	10/28/2001	New York Jets	27	159	0
Bell, Le'Veon	9/21/2014	Pittsburgh	21	147	0
Williams, Ricky	10/14/2001	New Orleans	31	147	1
Candidate, Trung	11/11/2001	at St. Louis	16	145	1
Williams, Ricky	10/15/2000	at New Orleans	38	144	2
Vick, Michael	12/7/2003	at Atlanta	14	141	1
Hearst, Garrison	9/29/1997	San Francisco	28	141	1
Allen, Terry	8/31/1997	Washington	25	141	2
Smith, Kevin	11/20/2011	at Detroit	16	140	2
McAlister, Deuce	1/2/2005	New Orleans	28	140	1
Staley, Duce	11/7/1999	Philadelphia	17	140	1
Turner, Michael	10/16/2011	at Atlanta	27	139	2
Hearst, Garrison	12/6/1998	San Francisco	20	139	1
Martin, Doug	11/18/2012	Tampa Bay	24	138	0
Bernard, Giovani	10/12/2014	at Cincinnati	18	137	1
Bettis, Jerome	12/26/1999	at Pittsburgh	33	137	1
Dunn, Warrick	12/18/2004	at Atlanta	28	134	1
Davis, Stephen	9/3/2000	at Washington	23	133	1
Taylor, Fred	12/9/2007	at Jacksonville	18	132	1
Parker, Willie	12/17/2006	Pittsburgh	23	132	1
Dunn, Warrick	9/10/2006	Atlanta	29	132	0
Alexander, Shaun†	1/22/2006	at Seattle	34	132	2
Brown, Ronnie	9/25/2005	at Miami	23	132	1
Smith, Emmitt	10/1/2000	Dallas	24	132	1
Hillis, Peyton	11/28/2010	at Cleveland	26	131	3
Johnson, Chris	11/13/2011	Tennessee	27	130	1
Charles, Jamal	12/2/2012	at Kansas City	27	127	0
Ivory, Chris	1/1/2012	at New Orleans	19	127	1
Abdul-Jabbar, Karim	11/15/1998	Miami	25	127	1
McAlister, Deuce	10/5/2003	New Orleans	23	124	0
Stewart, James	9/19/1999	Jacksonville	27	124	2
Jones-Drew, Maurice	9/25/2011	Jacksonville	24	122	0
Smith, Robert	10/12/1997	at Minnesota	23	120	1
Williams, Ricky	11/19/2009	Miami	22	119	2
Green, Ahman	9/13/2004	Green Bay	33	119	2
Blount, LeGarrette	9/21/2014	Pittsburgh	1	118	1
Faulk, Marshall	12/5/1999	St. Louis	22	118	0
Turner, Michael	11/23/2008	at Atlanta	24	117	4
McAlister, Deuce	12/29/2002	at New Orleans	28	117	0
Anderson, Jamal	10/4/1998	at Atlanta	31	117	1
Dunn, Warrick	10/12/2008	at Tampa Bay	22	115	0
Brown, Andre	9/20/2012	New York Giants	20	113	2
Taylor, Chester	9/17/2006	at Minnesota	24	113	0

Dillon, Corey	9/26/1999	Cincinnati	20	113	0
Turner, Michael	12/12/2010	Atlanta	28	112	3
Smith, Kevin	11/16/2008	Detroit	24	112	0
Barber, Tiki	12/10/2006	New York Giants	20	112	0
Williams, Carnell	12/11/2005	Tampa Bay	29	112	2
Smith, Emmitt	10/11/1998	at Dallas	21	112	1
Moore, Jerald	12/20/1997	St. Louis	27	112	0
Turner, Michael	11/15/2009	Atlanta	9	111	0
Thomas, Pierre	9/16/2012	New Orleans	9	110	0
Barber, Marion	12/22/2007	Dallas	22	110	1
Martin, Curtis	11/29/1998	at New York Jets	21	110	2
Foster, Arian	12/18/2011	at Houston	16	109	1
Anderson, Jamal	11/3/1996	at Atlanta	22	109	1
Anderson, Jamal	9/1/1996	Atlanta	14	108	0
Coleman, Tevin	9/16/2018	at Atlanta	16	107	0
Jennings, Rashad	12/20/2015	at New York Giants	16	107	1
Rawls, Thomas	12/4/2016	at Seattle	15	106	2
Turner, Michael	9/20/2009	at Atlanta	28	105	1
Salaam, Rashan	10/8/1995	at Chicago	28	105	0
Betts, Ladell	11/26/2006	at Washington	24	104	0
Davis, Terrell	11/9/1997	at Denver	21	104	0
Spiller, C.J.	9/15/2013	at Buffalo	16	103	0
Turner, Michael	9/30/2012	at Atlanta	13	103	0
Smith, Robert	11/19/2000	at Minnesota	23	103	1
Gore, Frank	10/24/2010	San Francisco	19	102	0
Williams, Ricky	12/2/2001	at New Orleans	27	102	0
Stewart, Kordell	12/22/1996	Pittsburgh	7	102	1
Smith, Robert	10/6/1996	at Minnesota	27	102	0
Rodgers, Jacquizz	10/10/2016	Tampa Bay	30	101	0
Johnson, Rudi	10/22/2006	at Cincinnati	26	101	0
McAlister, Deuce	10/26/2003	at New Orleans	26	101	0
Henry, Travis	12/9/2001	at Buffalo	27	101	1
Ingram, Mark	10/30/2014	New Orleans	30	100	2
White, LenDale	11/4/2007	at Tennessee	31	100	1
Addai, Joseph	10/28/2007	Indianapolis	23	100	2
Duckett, T.J.	9/28/2003	Atlanta	14	100	0

† POSTSEASON

## OPPONENTS' ALL-TIME 100-YARD RECEIVING GAMES

PLAYER	DATE	OPPONENT	REC	YDS	TD
Jones, Julio	10/2/2016	at Atlanta	12	300	1
Gardner, Rod	10/21/2001	at Washington	6	208	1
Bryant, Antonio	12/8/2008	Tampa Bay	9	200	2
Jones, Julio	12/27/2015	at Atlanta	9	178	1
Sharpe, Shannon	11/9/1997	at Denver	8	174	0
Cooks, Brandin	10/16/2016	New Orleans	7	173	1
White, Roddy	9/30/2012	at Atlanta	8	169	2
Wayne, Reggie	10/28/2007	Indianapolis	7	168	1
Fitzgerald, Larry†	1/10/2009	Arizona	8	166	1
Freeman, Antonio	12/14/1997	Green Bay	10	166	2
Brown, Tim	11/2/1997	Oakland	10	163	0
Boldin, Anquan	10/9/2005	at Arizona	10	162	1
Horn, Joe	12/5/2004	at New Orleans	8	160	2
Holt, Torry	12/12/2004	St. Louis	6	151	1
Horn, Joe	12/2/2001	at New Orleans	13	150	1
Jackson, Vincent	10/4/2015	at Tampa Bay	10	147	1
Hakim, Az-Zahir	11/5/2000	at St. Louis	8	147	1
Anderson, Robby	11/26/2017	at New York Jets	6	146	2
Irvin, Michael	10/11/1998	at Dallas	6	146	0
Colston, Marques	1/1/2012	at New Orleans	7	145	2
Moulds, Eric	10/25/1998	Buffalo	5	145	2
Branch, Deion†	2/1/2004	at New England	10	143	1
Fryar, Irving	10/27/1996	at Philadelphia	7	143	0
Graham, Jimmy	10/18/2015	at Seattle	8	140	0
Westbrook, Michael	10/3/1999	at Washington	8	140	2
Smith, Steve	9/28/2014	at Baltimore	7	139	2
Ertz, Zach	10/21/2018	at Philadelphia	9	138	0
Matthews, Jordan	11/10/2014	at Philadelphia	7	138	2
Barden, Ramses	9/20/2012	New York Giants	9	138	0
Carter, Cris	11/19/2000	at Minnesota	8	138	1
Boldin, Anquan†	1/12/2014	San Francisco	8	136	0
Fitzgerald, Larry	10/9/2005	at Arizona	9	136	1
Thomas, Demaryius	11/11/2012	Denver	9	135	0
Pittman, Michael	11/28/2004	Tampa Bay	8	134	2
Connell, Albert	10/3/1999	at Washington	5	134	2
Boyd, Tyler	9/23/2018	Cincinnati	6	132	1
Colston, Marques	10/1/2006	New Orleans	5	132	1
Beckham, Odell	10/7/2018	New York Giants	8	131	1
Holt, Torry	11/5/2000	at St. Louis	4	130	0
Graham, Jimmy	10/9/2011	New Orleans	8	129	0
Kearse, Jermaine†	1/10/2014	at Seattle	3	129	1
Rice, Jerry	12/8/1996	at San Francisco	10	129	1
Sproles, Darren	9/16/2012	New Orleans	13	128	0
White, Roddy	9/23/2007	at Atlanta	7	127	1
Wallace, Mike	11/24/2013	at Miami	5	127	1
Boston, David	12/30/2001	Arizona	7	127	2
Rice, Jerry	9/22/1996	San Francisco	10	127	0
Colston, Marques	12/8/2013	at New Orleans	9	125	2
Fitzgerald, Larry	12/19/2010	Arizona	9	125	0
Colston, Marques	12/28/2008	at New Orleans	7	123	1
Owens, Terrell	10/17/2004	at Philadelphia	4	123	0



Mathis, Terance	9/1/1996	Atlanta	4	123	0
Wayne, Reggie	11/27/2011	at Indianapolis	5	122	1
Hakim, Az-Zahir	12/5/1999	St. Louis	4	122	2
Cobb, Randall	10/19/2014	at Green Bay	6	121	1
Moore, Lance	12/30/2012	at New Orleans	4	121	0
Rice, Jerry	12/10/1995	San Francisco	6	121	0
Sanu, Mohamed	10/12/2014	at Cincinnati	10	120	1
Johnson, Andre	9/16/2007	Houston	7	120	2
Burress, Plaxico	12/15/2002	at Pittsburgh	6	120	1
Harrison, Marvin	10/12/2003	at Indianapolis	8	119	0
Jones, Julio	11/5/2017	Atlanta	6	118	0
McCardell, Keenan	11/9/2003	Tampa Bay	9	118	1
Owens, Terrell	10/7/2001	at San Francisco	8	118	2
White, Roddy	12/9/2012	Atlanta	9	117	1
Levens, Dorsey†	1/12/1997	at Green Bay	5	117	1
Celek, Brent	11/10/2014	at Philadelphia	5	116	0
Bryant, Antonio	12/6/2009	Tampa Bay	5	116	0
Bruce, Isaac†	1/10/2004	at St. Louis	7	116	0
Connell, Albert	12/13/1998	Washington	8	116	1
Graham, Jimmy	12/30/2012	at New Orleans	9	115	1
Fitzgerald, Larry	10/26/2008	Arizona	7	115	0
Smith, Jimmy	9/19/1999	Jacksonville	10	115	0
Hilliard, Ike	9/30/2007	Tampa Bay	7	114	0
Ochocinco, Chad	12/8/2002	Cincinnati	6	114	0
Golladay, Kenny	11/18/2018	at Detroit	8	113	1
Garner, Charlie	10/22/2000	San Francisco	7	112	0
Copeland, Russell	9/10/1995	at Buffalo	2	112	1
Jackson, DeSean	12/19/2016	at Washington	7	111	0
Johnson, Stevie	9/15/2013	at Buffalo	8	111	1
Stallworth, Donte'	12/4/2006	at Philadelphia	4	111	1
Bruce, Isaac	12/5/1999	St. Louis	6	111	0
Rice, Jerry	11/5/1995	at San Francisco	8	111	0
Crabtree, Michael	11/27/2016	at Oakland	8	110	0
Kearse, Jermaine†	1/17/2016	Seattle	11	110	2
Mills, Ernie	10/11/1998	at Dallas	5	110	1
Dawkins, Sean	9/13/1998	at New Orleans	5	110	1
Owens, Terrell	12/8/1996	at San Francisco	5	110	1
Bruce, Isaac	11/12/1995	at St. Louis	9	110	1
Harris, Jackie	10/1/1995	Tampa Bay	5	108	0
Evans, Mike	12/24/2017	Tampa Bay	6	107	0
Williams, Damian	11/13/2011	Tennessee	5	107	1
Owens, Terrell	10/29/2006	Dallas	9	107	0
Chrebet, Wayne	11/29/1998	at New York Jets	7	107	2
Mathis, Terance	10/26/1997	Atlanta	8	107	0
Moss, Randy	11/19/2000	at Minnesota	5	106	1
Thielen, Adam	12/10/2017	Minnesota	6	105	1
Jermaine Kearse	11/26/2017	at New York Jets	7	105	1
Forte, Matt	10/5/2014	Chicago	12	105	1
Doucet, Early	9/11/2011	at Arizona	3	105	1
Welker, Wes	12/13/2009	at New England	10	105	0
Pollard, Marcus	10/16/2005	at Detroit	3	105	0
Cooks, Brandin	12/6/2015	at New Orleans	6	104	1
White, Roddy	12/28/2014	at Atlanta	8	104	0
Jones, Julio	12/11/2011	Atlanta	3	104	2
Wallace, Mike	12/23/2010	at Pittsburgh	4	104	1
Finneran, Brian	11/24/2002	Atlanta	4	104	0

Galloway, Joey	10/13/2002	at Dallas	3	104	1
Poole, Keith	1/2/2000	New Orleans	6	104	0
Williamson, Troy	9/17/2006	at Minnesota	6	102	0
Stallworth, Donte'	12/18/2005	at New Orleans	5	102	1
Johnson, Keyshawn	9/14/2003	at Tampa Bay	9	102	0
Gadsden, Oronde	11/4/2001	at Miami	5	102	0
Dwight, Tim	11/28/1999	Atlanta	5	102	0
Dawkins, Sean	11/1/1998	New Orleans	6	102	0
Mathis, Terance	12/17/1995	Atlanta	8	102	0
Henderson, Devery	10/7/2007	at New Orleans	4	101	0
Clayton, Mark	10/15/2006	at Baltimore	5	101	2
Wilson, Cedrick	11/14/2004	at San Francisco	5	101	0
Horn, Joe	11/10/2002	New Orleans	6	101	0
Bruce, Isaac	9/17/1995	St. Louis	5	100	0

† POSTSEASON



***GAME  
SUMMARIES***

# GAME 1 CAROLINA 16 — DALLAS 8

September 9, 2018  
Bank of America Stadium • Charlotte, NC

After a late surge by the visiting Dallas Cowboys, the Carolina Panthers hung on for a 16-8 victory in their season opener Sunday at Bank of America Stadium. Dallas running back Ezekiel Elliott scored on a 4-yard run with 8:51 left to cut the Panthers' 16-0 lead in half, and then the Carolina defense was once again called upon to make a big play - something the unit had done all game. With 1:39 remaining in the contest, defensive end Mario Addison crunched quarterback Dak Prescott, forcing a fumble that cornerback Captain Murrells recovered to allow Carolina to run out the clock. The defense dominated most of the game, holding the Cowboys to 60 yards, zero third-down conversions and no scoring drives in the first half. Linebacker Shaq Thompson was a major piece to the defense's game-winning puzzle, totaling nine tackles and a sack that eventually helped set up the Panthers' first touchdown after a quick Dallas three-and-out. While the defense made the big play to seal the win, the offense put all of Carolina's points on the board. Quarterback Cam Newton finished the night 17-of-26 for 161 yards and led the team with 58 rushing yards, including a touchdown in the second quarter. After Newton's touchdown run, the Panthers' next score came by way of a field goal from kicker Graham Gano to close the first half. Their final score of the night came early in the fourth when fullback Alex Armah punched in his first career TD on a 1-yard plunge.

## FINAL INDIVIDUAL and TEAM STATISTICS

Dallas Cowboys										Carolina Panthers									
RUSHING	ATT		YDS	AVG	LG	TD	RUSHING	ATT		YDS	AVG	LG	TD						
Elliott	15		69	4.6	17	1	Newton	13		58	4.5	29	1						
Prescott	5		19	3.8	9	0	McCaftrey	10		50	5.0	15	0						
R. Smith	1		5	5.0	5	0	Anderson	7		35	5.0	9	0						
Austin	1		1	1.0	1	0	Moore	1		3	3.0	3	0						
							Armah	1		1	1.0	1	1						
Total	22		94	4.3	17	1	Total	32		147	4.6	29	2						
PASSING	ATT	CMP	YDS	SK/YD	TD	LG	IN	Rtg.	PASSING	ATT	CMP	YDS	SK/YD	TD	LG	IN	Rtg.		
Prescott	29	19	170	6/32	2	20	0	81.1	Newton	26	17	161	3/15	0	19	0	82.4		
Total	29	19	170	6/32	2	20	0	81.1	Total	26	17	161	3/15	0	19	0	82.4		
PASS RECEIVING			NO	YDS	AVG	LG	TD	PASS RECEIVING			NO	YDS	AVG	LG	TD				
Beasley			7	73	10.4	17	0	McCaftrey			6	45	7.5	14	0				
Thompson			3	27	9.0	13	0	Funchess			3	41	13.7	15	0				
Swaim			3	18	6.0	11	0	Wright			3	23	7.7	10	0				
Elliott			3	18	5.7	13	0	Olsen			2	33	16.5	19	0				
Hurns			1	20	20.0	20	0	Thomas			2	4	2.0	7	0				
Gallup			1	9	9.0	9	0	T. Smith			1	15	15.0	15	0				
Williams			1	6	6.0	6	0												
Total			19	170	8.9	20	0	Total			17	161	9.5	19	0				
INTERCEPTIONS			NO	YDS	AVG	LG	TD	INTERCEPTIONS			NO	YDS	AVG	LG	TD				
Total			0	0	---	---	0	Total			0	0	---	---	0				
PUNTING			NO	YDS	AVG	TB	IN20	L6	PUNTING			NO	YDS	AVG	TB	IN20	L6		
C. Jones			6	293	48.8	0	2	56	Palardy			6	287	47.8	1	3	52		
Total			6	293	48.8	0	2	56	Total			6	287	47.8	1	3	52		
PUNT RETURNS			NO	YDS	AVG	FC	LG	TD	PUNT RETURNS			NO	YDS	AVG	FC	LG	TD		
Austin			2	13	6.5	2	15	0	Byrd			3	47	15.7	1	30	0		
Beasley			0	0	---	1	---	0	Moore			1	15	15.0	1	15	0		
[TOUCHBACK]			1	0	---	0	---	0											
Total			2	13	6.5	3	15	0	Total			4	62	15.5	2	30	0		
KICKOFF RETURNS			NO	YDS	AVG	FC	LG	TD	KICKOFF RETURNS			NO	YDS	AVG	FC	LG	TD		
[TOUCHBACK]			4	0	0.0	0	0	0	[TOUCHBACK]			2	0	0.0	0	0	0		
Total			0	0	0.0	0	0	0	Total			0	0	0.0	0	0	0		
FUMBLES	Fum	Own Rec.	Yds	TD	FF	Opp. Rec.	Yds	TD	Bnds	FUMBLES	Fum	Own Rec.	Yds	TD	FF	Opp. Rec.	Yds	TD	Bnds
Prescott	1	0	0	0	0	0	0	0	0	Wright	1	1	0	0	0	0	0	0	0
Ross	0	0	0	0	1	0	0	0	0	McCaftrey	1	0	0	0	0	0	0	0	0
Awuzie	0	0	0	0	1	0	0	0	0	Addison	0	0	0	0	1	0	0	0	0
Lawrence	0	0	0	0	0	1	0	0	0	Munnerlyn	0	0	0	0	0	1	0	0	0
Total	1	0	0	0	2	1	0	0	0	Total	1	0	0	0	1	1	0	0	0

	Cowboys	PANTHERS		Cowboys	PANTHERS
TOTAL FIRST DOWNS	17	20	PUNTS Number and Average	6-48.8	6-47.8
--By Rushing	4	9	--Had Blocked	0	0
--By Passing	10	9	--Net Punting Average	38.5	42.3
--By Penalty	3	2	FGs - PATs Had Blocked	0-0	0-0
THIRD DOWN EFFICIENCY	2-11-18%	4-12-33%	TOTAL RETURN YARDAGE (Not Including Kickoffs)	13	62
FOURTH DOWN EFFICIENCY	0-1-0%	0-0-0%	--No. and Yards Punt Returns	2-13	4-62
TOTAL NET YARDS	232	293	--No. and Yards Kickoff Returns	0-0	0-0
--Total Offensive Plays (inc. times thrown passing)	57	61	--No. and Yards Interception Returns	0-0	0-0
--Average gain per offensive play	4.1	4.8	PENALTIES Number and Yards	10-85	9-80
NET YARDS RUSHING	94	147	FUMBLES Number and Lost	1-1	2-1
--Total Rushing Plays	22	32	TOUCHDOWNS	1	2
--Average gain per rushing play	4.3	4.6	--Rushing	1	2
--Tackles for a loss-number and yards	2-2	2-2	--Passing	0	0
NET YARDS PASSING	138	146	EXTRA POINTS Made-Attempts	1-1	1-2
--Times thrown - yards lost attempting to pass	6-32	3-15	--Kicking Made-Attempts	0-0	1-1
--Gross yards passing	170	161	--Rushing Made-Attempts	1-1	0-1
PASS ATTEMPTS-COMPLETIONS-HAD INTERCEPTED	29-19-0	26-17-0	FIELD GOALS Made-Attempts	0-1	1-1
--Avg gain per pass play (inc.# thrown passing)	3.9	5.0	RED ZONE EFFICIENCY	1-1-100%	2-5-40%
KICKOFFS Number-In End Zone-Touchbacks	2-2-2	4-4-4	GOAL TO GO EFFICIENCY	0-0-0%	2-2-100%
			SAFETIES	0	0
			FINAL SCORE	8	16
			TIME OF POSSESSION	29:24	30:36

# GAME 2 ATLANTA 31 – CAROLINA 24

September 16, 2018  
Mercedes-Benz Stadium • Atlanta, Ga.

The Falcons scored 21 unanswered points and held on to hand the Panthers their first loss of the season, 31-24, at Mercedes-Benz Stadium. The Panthers took an early 10-3 lead before Atlanta quarterback Matt Ryan put his stamp on three touchdown drives to seize control for the Falcons. Carolina threatened to rally when quarterback Cam Newton used his arm to help lead an 11-play, 80-yard drive that ended with a 3-yard touchdown pass to wide receiver Torrey Smith early in the fourth quarter. That brought the Panthers within 24-17, but then Ryan responded with an 8-yard touchdown run, increasing the Falcons lead back to 14. A Newton interception on a pass that bounced off running back C.J. Anderson on the ensuing drive appeared to ice the game, but the Panthers managed to make it interesting. Rookie wide receiver DJ Moore turned his first career catch into a 51-yard touchdown with 2:20 left to pull the Panthers within seven, and Carolina got the ball back with 1:48 left and moved into Atlanta territory but ran out of time. Newton finished the game 32-of-45 for 335 yards with three touchdown passes while Ryan completed 23 of his 28 passes for 272 yards and four touchdowns. For the second straight week, Newton led the team with 42 rushing yards while running back Christian McCaffrey also led the team again with 102 receiving yards on 14 catches - matching the franchise record.

## FINAL INDIVIDUAL and TEAM STATISTICS

Carolina Panthers										Atlanta Falcons																				
RUSHING	ATT		YDS	AVG	LG	TD				RUSHING	ATT		YDS	AVG	LG	TD														
Newton	5		42	8.4	16	0				Coleman	16		107	6.7	36	0														
McCaffrey	8		37	4.6	11	0				Smith	9		46	5.1	18	0														
Anderson	3		31	10.3	22	0				Ryan	4		18	4.5	8	2														
Moore	1		7	7.0	7	0				Ridley	1		3	3.0	3	0														
Armah	1		4	4.0	4	0				Schaub	1		0	0.0	0	0														
										Sanu	1		-4	-4.0	-4	0														
Total	18		121	6.7	22	0				Total	32		170	5.3	36	2														
PASSING	ATT	CMP	YDS	SK/YD	TD	LG	IN	Rtg.				PASSING	ATT	CMP	YDS	SK/YD	TD	LG	IN	Rtg.										
Newton	45	32	335	2/17	3	51	1	105.3				Ryan	28	23	272	0/0	2	30	1	116.1										
Total	45	32	335	2/17	3	51	1	105.3				Total	28	23	272	0/0	2	30	1	116.1										
PASS RECEIVING			NO	YDS	AVG	LG	TD				PASS RECEIVING			NO	YDS	AVG	LG	TD												
McCaffrey			14	102	7.3	18	0				Jones			5	64	12.8	30	0												
Funhess			7	77	11.0	27	0				Hooper			5	59	11.8	30	1												
Wright			5	62	12.4	22	1				Ridley			4	64	16.0	22	1												
T. Smith			3	33	11.0	26	1				Coleman			4	18	4.5	9	0												
Thomas			2	10	5.0	8	0				Sanu			2	19	9.5	12	0												
Moore			1	51	51.0	51	1				Hall			1	30	30.0	30	0												
											Paulsen			1	10	10.0	10	0												
Total			32	335	10.5	51	3				Smith			1	8	8.0	8	0												
											Total			23	272	11.8	30	2												
INTERCEPTIONS			NO	YDS	AVG	LG	TD				INTERCEPTIONS			NO	YDS	AVG	LG	TD												
Jackson			1	0	0.0	0	0				Allen			1	28	28.0	28	0												
Total			1	0	0.0	0	0				Total			1	28	28.0	28	0												
PUNTING	NO		YDS	AVG	TB	IN20	LG				PUNTING	NO		YDS	AVG	TB	IN20	LG												
Palardy	4		191	47.8	0	2	53				Bosher	4		179	44.8	1	2	54												
Total	4		191	47.8	0	2	53				Total	4		179	44.8	1	2	54												
PUNT RETURNS	NO		YDS	AVG	FC	LG	TD				PUNT RETURNS	NO		YDS	AVG	FC	LG	TD												
Moore	2		9	4.5	0	5	0				Hardy	1		3	3.0	2	3	0												
[DOWNED]	1		0	0.0	0	0	0				[DOWNED]	1		0	0.0	0	0	0												
[TOUCHBACK]	1		0	0	0	0	0																							
Total	2		9	4.5	0	5	0				Total	1		3	3.0	2	3	0												
KICKOFF RETURNS	NO		YDS	AVG	FC	LG	TD				KICKOFF RETURNS	NO		YDS	AVG	FC	LG	TD												
Moore	1		26	26.0	0	26	0				Ridley	2		50	50.0	0	32	0												
[TOUCHBACK]	5		0	0.0	0	0	0				[TOUCHBACK]	2		0	0.0	0	0	0												
Total	1		26	26.0	0	26	0				Total	0		0	0.0	0	0	0												
FUMBLES	Fum	Own Rec.	Yds	TD	FF	Opp. Rec.	Yds	TD	Out Bnds											FUMBLES	Fum	Own Rec.	Yds	TD	FF	Opp. Rec.	Yds	TD	Out Bnds	
Jackson	0	0	0	0	1	0	0	0	0											Schaub	1	1	-8	0	0	0	0	0	0	0
Short	0	0	0	0	1	0	0	0	0											Coleman	1	0	0	0	0	0	0	0	0	1
Total	0	0	0	0	2	0	0	0	0											Smith	1	0	0	0	1	0	0	0	0	0
																				Fusco	0	1	0	0	0	0	0	0	0	0
																				Total	3	2	-8	0	0	0	0	0	0	1

	Panthers	FALCONS		Panthers	FALCONS
TOTAL FIRST DOWNS	27	23	PUNTS Number and Average	4-47.8	4-44.8
--By Rushing	6	10	--Had Blocked	0	0
--By Passing	20	12	--Net Punting Average	47.0	37.5
--By Penalty	1	1	FGs - PATs Had Blocked	0-0	0-0
THIRD DOWN EFFICIENCY	5-11-45%	6-11-55%	TOTAL RETURN YARDAGE (Not Including Kickoffs)	9	31
FOURTH DOWN EFFICIENCY	1-1-100%	0-0-0%	--No. and Yards Punt Returns	2-9	1-3
NET YARDS	439	442	--No. and Yards Kickoff Returns	1-26	2-50
--Total Offensive Plays (inc. times thrown passing)	65	60	--No. and Yards Interception Returns	1-0	1-28
--Average gain per offensive play	6.8	7.4	PENALTIES Number and Yards	7-49	2-26
NET YARDS RUSHING	121	170	FUMBLES Number and Lost	0-0	3-0
--Total Rushing Plays	18	32	TOUCHDOWNS	3	4
--Average gain per rushing play	6.7	5.3	--Rushing	0	2
--Tackles for a loss-number and yards	0-0	5-20	--Passing	3	2
NET YARDS PASSING	318	272	EXTRA POINTS Made-Attempts	3-3	4-4
--Times thrown - yards lost attempting to pass	2-17	0-0	--Kicking Made-Attempts	3-3	4-4
--Gross yards passing	335	272	--Rushing Made-Attempts	0-0	0-0
PASS ATTEMPTS-COMPLETIONS-HAD INTERCEPTED	45-32-1	28-23-1	FIELD GOALS Made-Attempts	1-1	1-1
--Avg gain per pass play (inc.# thrown passing)	6.8	9.7	RED ZONE EFFICIENCY	2-2-100%	4-4-100%
KICKOFFS Number-In End Zone-Touchbacks	5-5-3	6-6-5	GOAL TO GO EFFICIENCY	2-2-100%	1-1-100%
			SAFETIES	0	0
			FINAL SCORE	24	31
			TIME OF POSSESSION	30:18	29:42

# GAME 3 CAROLINA 31-CINCINNATI 21

September 23, 2018  
Bank of America Stadium • Charlotte.

Running back Christian McCaffrey ran for 184 yards as he earned his first career 100-yard rushing game while quarterback Cam Newton accounted for four touchdowns to help propel the Panthers past the Bengals 31-21 Sunday at Bank of America Stadium. An interception of Bengals quarterback Andy Dalton by defensive end Efe Obada - in his first career game - late in the third quarter set up a 5-yard charge up the middle by Newton for his second rushing touchdown of the contest, putting the Panthers up 28-14. On the ensuing drive, Dalton would find wide receiver Tyler Boyd in the endzone to pull Cincinnati within seven heading into the fourth quarter. After a devastating sack on Dalton by Obada with under four minutes remaining, rookie cornerback Donte Jackson nabbed his third career interception - his second of the game - to give Carolina the ball. A 40-yard Graham Gano field goal would put away the visiting team and secure a Carolina victory heading into the bye week. Newton finished 15-of-24 for 150 passing yards with two passing touchdowns and two rushing touchdowns. After leading the team in receiving yards the first two games, and tying a single-game franchise record with 14 receptions against Atlanta, McCaffrey dominated a Bengals defense that had been stopping the run well through two games. He ended his career day with 184 rushing yards on 28 carries, and two receptions for 10 yards.

## FINAL INDIVIDUAL and TEAM STATISTICS

Cincinnati Bengals										Carolina Panthers											
RUSHING			ATT	YDS	AVG	LG	TD			RUSHING			ATT	YDS	AVG	LG	TD				
Bernard			12	61	5.1	23	1			McCaffrey			28	184	6.6	45	0				
Boyd			1	5	5.0	5	0			Newton			10	36	3.6	12	2				
										Anderson			2	9	4.5	6	0				
										Armah			1	1	1.0	1	0				
Total			13	66	5.1	23	1			Total			41	230	5.6	45	2				
PASSING	ATT	CMP	YDS	SK/YD	TD	LG	IN	Rtg.			PASSING	ATT	CMP	YDS	SK/YD	TD	LG	IN	Rtg.		
Dalton	46	29	352	2/22	2	49	4	64.8			Newton	24	15	150	1/3	2	27	0	108.0		
Total	46	29	352	2/22	2	49	4	64.8			Total	24	15	150	1/3	2	27	0	108.0		
PASS RECEIVING			NO	YDS	AVG	LG	TD				PASS RECEIVING			NO	YDS	AVG	LG	TD			
Boyd			6	132	22.0	49	1				Funchess			4	67	16.8	27	1			
Eifert			6	74	12.3	20	0				Thomas			3	20	6.7	18	0			
Green			5	58	11.6	31	0				T. Smith			3	19	6.3	8	0			
Bernard			5	25	5.0	8	0				McCaffrey			2	10	5.0	11	0			
Ross			3	16	5.3	9	0				Anderson			1	24	24.0	24	1			
Uzomah			2	19	9.5	18	1				Wright			1	7	7.0	7	0			
Kroft			1	16	16.0	16	0				Moore			1	3	3.0	3	0			
Malone			1	12	12.0	12	0														
Total			29	352	12.1	49	2				Total			15	150	10.0	27	2			
INTERCEPTIONS			NO	YDS	AVG	LG	TD				INTERCEPTIONS			NO	YDS	AVG	LG	TD			
Total			0	0	---	---	0				Jackson			2	0	0.0	0	0			
												Obada			1	4	4.0	4	0		
												Kuechly			1	0	0.0	0	0		
												Total			4	4	1.0	4	0		
PUNTING			NO	YDS	AVG	TB	IN20	LG			PUNTING			NO	YDS	AVG	TB	IN20	LG		
Huber			3	132	44.0	0	2	48			Palardy			4	165	41.3	0	3	59		
Total			3	132	44.0	0	2	48			Total			4	165	41.3	0	3	59		
PUNT RETURNS			NO	YDS	AVG	FC	LG	TD			PUNT RETURNS			NO	YDS	AVG	FC	LG	TD		
Erickson			1	9	9.0	3	9	0			Moore			1	4	4.0	1	4	0		
												[DOWNED]			1	0	0.0	1	0		
Total			1	9	9.0	3	9	0			Total			1	4	4.0	1	4	0		
KICKOFF RETURNS			NO	YDS	AVG	FC	LG	TD			KICKOFF RETURNS			NO	YDS	AVG	FC	LG	TD		
[TOUCHBACK]			6	0	0.0	0	0	0			[TOUCHBACK]			4	0	0.0	0	0	0		
Total			0	0	0.0	0	0	0			Total			0	0	0.0	0	0	0		
FUMBLES	Fum	Own Rec.	Yds	TD	FF	Opp. Rec.	Yds	TD	Out Bnds	FUMBLES	Fum	Own Rec.	Yds	TD	FF	Opp. Rec.	Yds	TD	Out Bnds		
Dunlap	0	0	0	0	1	0	0	0	0	Newton	1	1	0	0	0	0	0	0	0		
Total	0	0	0	0	1	0	0	0	0	Total	1	1	0	0	0	0	0	0	0		

	Bengals	PANTHERS		Bengals	PANTHERS
TOTAL FIRST DOWNS	25	23	PUNTS Number and Average	3-44.0	4-41.3
--By Rushing	6	11	--Had Blocked	0	0
--By Passing	18	10	--Net Punting Average	42.7	39.0
--By Penalty	1	2	FGs - PATs Had Blocked	0-0	0-0
THIRD DOWN EFFICIENCY	4-10-40%	6-13-46%	TOTAL RETURN YARDAGE (Not Including Kickoffs)	9	8
FOURTH DOWN EFFICIENCY	0-0-0%	0-1-0%	--No. and Yards Punt Returns	1-9	1-4
TOTAL NET YARDS	396	377	--No. and Yards Kickoff Returns	0-0	0-0
--Total Offensive Plays (inc. times thrown passing)	61	66	--No. and Yards Interception Returns	0-0	4-4
--Average gain per offensive play	6.5	5.7	PENALTIES Number and Yards	4-36	3-17
NET YARDS RUSHING	66	230	FUMBLES Number and Lost	0-0	1-0
--Total Rushing Plays	13	41	TOUCHDOWNS	3	4
--Average gain per rushing play	5.1	5.6	--Rushing	1	2
--Tackles for a loss-number and yards	2-11	1-1	--Passing	2	2
NET YARDS PASSING	330	147	EXTRA POINTS Made-Attempts	3-3	4-4
--Times thrown - yards lost attempting to pass	2-22	1-3	--Kicking Made-Attempts	3-3	4-4
--Gross yards passing	352	150	FIELD GOALS Made-Attempts	0-1	1-1
PASS ATTEMPTS-COMPLETIONS-HAD INTERCEPTED	46-29-4	24-15-0	RED ZONE EFFICIENCY	2-2-100%	3-3-100%
--Avg gain per pass play (inc.# thrown passing)	6.9	5.9	GOAL TO GO EFFICIENCY	2-2-100%	3-3-100%
KICKOFFS Number-In End Zone-Touchbacks	4-4-4	6-6-6	SAFETIES	0	0
			FINAL SCORE	21	31
			TIME OF POSSESSION	26:05	33:55

# GAME 4 CAROLINA 33-NEW YORK GIANTS 31

October 7, 2018  
Bank of America Stadium • Charlotte.

In a game loaded with ups and downs, the Panthers - behind the leg of kicker Graham Gano - escaped Bank of America Stadium with a dramatic 33-31 victory over the Giants on Sunday. Gano's 63-yard conversion - his fourth successful attempt of the game - as time expired marked both a franchise and career long for the veteran, who won the game in similar fashion for the Panthers in the teams' last meeting in 2015. Down 31-30, Carolina's offense took the field with a 1:08 left in regulation. Quarterback Cam Newton connected on two of his four pass attempts to place the Panthers on the New York 45 with 30 seconds left. A 1-yard rush by running back Christian McCaffrey and a Newton spike eventually set the stage for Gano's heroics. Newton finished 21-of-35 for 237 yards, with two touchdowns and two interceptions to go along with 29 rushing yards. McCaffrey, who hauled in his first touchdown of the season late in the game, ended the night with 58 yards on 17 rushes, and five receptions for 35 yards. Despite trailing for most of the afternoon, New York hung around throughout the second half. A 33-yard touchdown pass from quarterback Eli Manning to wide receiver Odell Beckham Jr. early in the fourth quarter pulled New York within three. Following McCaffrey's score after a pick of Manning by Carolina safety Mike Adams - his second of the game - the Giants answered with a 15-yard Manning pass to rookie running back Saquon Barkley to go up by one. But it would prove to not be enough. Manning went 22-of-36 for 326 yards, with two touchdowns and two interceptions while Beckham finished with 131 receiving yards and one interception, and a passing touchdown.

## FINAL INDIVIDUAL and TEAM STATISTICS

New York Giants											Carolina Panthers										
RUSHING		ATT		YDS	AVG		LG	TD	RUSHING		ATT		YDS	AVG		LG	TD				
Barkley		15		48	3.2		30	0	McCaffrey		17		58	3.4		14	0				
Manning		1		2	2.0		2	0	Newton		8		29	3.6		9	0				
									Moore		1		18	18.0		18	0				
									Anderson		4		9	2.3		5	0				
									Armah		1		4	4.0		4	0				
Total		16		50	3.1		30	0	Total		31		118	3.8		18	0				
PASSING		ATT		CMP	YDS	SK/YD	TD	LG	IN	Rtg.	PASSING		ATT		CMP	YDS	SK/YD	TD	LG	IN	Rtg.
Manning		36		22	326	1/1	2	40	2	86.1	Newton		35		21	237	1/5	2	27	2	75.5
Beckham		1		1	57	0/0	1	57	0	158.3	Total		35		21	237	1/5	2	27	2	75.5
Total		37		23	383	1/1	3	57	2	101.5	Total		35		21	237	1/5	2	27	2	75.5
PASS RECEIVING		NO		YDS	AVG		LG	TD	PASS RECEIVING		NO		YDS	AVG		LG	TD				
Beckham		8		131	16.4		33	1	McCaffrey		5		35	7.0		18	1				
Barkley		4		81	20.3		57	2	Funchess		4		53	13.3		21	0				
S. Shepard		4		75	18.8		28	0	Moore		4		49	12.3		20	0				
R. Shepard		3		52	17.3		40	0	Thomas		3		38	12.7		27	0				
Davis		2		27	13.5		22	0	Wright		3		25	8.3		27	0				
Ellison		2		17	8.5		12	0	Samuel		2		37	18.5		25	1				
Total		23		383	16.7		57	3	Total		15		150	10.0		27	2				
INTERCEPTIONS		NO		YDS	AVG		LG	TD	INTERCEPTIONS		NO		YDS	AVG		LG	TD				
Jenkins		1		29	29.0		29	0	Adams		2		18	9.0		18	0				
Riley		1		12	12.0		12	0	Total		2		18	9.0		18	0				
Total		2		41	20.5		29	0	Total		2		18	9.0		18	0				
PUNTING		NO		YDS	AVG		TB	IN20	LG	PUNTING		NO		YDS	AVG		TB	IN20	LG		
Dixon		2		99	49.5		0	1	51	Palardy		3		153	51.0		0	2	55		
Total		2		99	49.5		0	1	51	Total		3		153	51.0		0	2	55		
PUNT RETURNS		NO		YDS	AVG		FC	LG	TD	PUNT RETURNS		NO		YDS	AVG		FC	LG	TD		
Beckham		3		15	5.0		0	15	0	Byrd		1		-3	3.0		1	-3	0		
Total		3		15	5.0		0	15	0	Total		1		-3	3.0		1	-3	0		
KICKOFF RETURNS		NO		YDS	AVG		FC	LG	TD	KICKOFF RETURNS		NO		YDS	AVG		FC	LG	TD		
Davis		2		53	23.5		0	29	0	[OUT OF BOUNDS]		1		0	0.0		0	0	0		
Beckham		1		26	26.0		0	26	0	[TOUCHBACK]		6		0	0.0		0	0	0		
S.Shepard		0		27	0.0		0	27	0												
Riley		0		-3	0.0		0	-3	0												
[TOUCHBACK]		5		0	0.0		0	0	0												
Total		3		103	34.3		0	29	0	Total		0		0	0.0		0	0	0		
FUMBLES	Fum	Own Rec.		Yds	TD	FF	Opp. Rec.		Yds	TD	Out Bnds	FUMBLES	Fum	Own Rec.		Yds	TD	Out Bnds			
Beckham	1	0		0	0	0	0		0	0	0	Newton	1	0		0	0	1			
S.Shepard	1	0		0	0	0	0		0	0	0	C. Jones	0	0		0	0	0			
Apple	0	0		0	0	1	0		0	0	1	Total	1	0		0	0	1			
Total	2	0		0	0	1	0		0	0	1	Total	1	0		0	0	1			

	Giants	PANTHERS		Giants	PANTHERS
TOTAL FIRST DOWNS	18	21	PUNTS Number and Average	2-49.5	3-51.0
--By Rushing	3	6	--Had Blocked	0	0
--By Passing	15	12	--Net Punting Average	51.0	46.0
--By Penalty	0	3	FGs - PATs Had Blocked	0-0	0-0
THIRD DOWN EFFICIENCY	0-7-0%	4-13-31%	TOTAL RETURN YARDAGE (Not Including Kickoffs)	56	15
FOURTH DOWN EFFICIENCY	1-2-50%	1-1-100%	--No. and Yards Punt Returns	3-15	1-3
TOTAL NET YARDS	432	350	--No. and Yards Kickoff Returns	3-103	0-0
--Total Offensive Plays (inc. times thrown passing)	54	66	--No. and Yards Interception Returns	2-41	2-18
--Average gain per offensive play	8.0	5.2	PENALTIES Number and Yards	8-62	4-22
NET YARDS RUSHING	50	118	FUMBLES Number and Lost	2-1	1-0
--Total Rushing Plays	16	31	TOUCHDOWNS	3	3
--Average gain per rushing play	3.1	3.8	--Rushing	0	0
--Tackles for a loss-number and yards	6-15	5-6	--Passing	3	2
NET YARDS PASSING	382	232	--Fumbles	0	1
--Times thrown - yards lost attempting to pass	1-1	1-5	EXTRA POINTS Made-Attempts	3-3	3-3
--Gross yards passing	383	237	--Kicking Made-Attempts	2-2	3-3
PASS ATTEMPTS-COMPLETIONS-HAD INTERCEPTED	37-23-2	35-21-2	--Passing Made-Attempts	1-1	0-0
--Avg gain per pass play (inc.# thrown passing)	10.1	6.4	FIELD GOALS Made-Attempts	3-3	4-4
KICKOFFS Number-In End Zone-Touchbacks	7-6-6	8-7-5	RED ZONE EFFICIENCY	1-2-50%	1-3-33%
			GOAL TO GO EFFICIENCY	0-0-0%	0-0-0%
			SAFETIES	0	0
			FINAL SCORE	31	33
			TIME OF POSSESSION	24:33	35:27



GAME 5 WASHINGTON 23 – CAROLINA 17

October 14, 2018  
FedExField • Landover, Md.

LANDOVER, Md. -- Turnovers defined the game early, and the miscues ended up costing the Panthers as they fell 23-17 to the Redskins at FedExField on Sunday afternoon. Down 17-0 in the first half, Carolina threatened to pull it out late after quarterback Cam Newton found wide receiver Torrey Smith for a 3-yard touchdown pass with under nine minutes remaining. Smith would follow up by hauling in the two-point conversion to put Carolina within three. On the subsequent drive, Washington ate away at the clock with a 10-play, 64-yard series that ended with a 29-yard field goal by kicker Dustin Hopkins to extend the lead to 23-17. The Panthers had one last chance and drove into the red zone, but a pair of incomplete passes from the 16-yard-line ended the threat and allowed Washington to run out the final seconds after holding on downs. Newton completed 27 of his 40 pass attempts for 275 yards, two touchdowns and one interception, and added 43 yards on nine rushes. Tight end Greg Olsen made a few big plays in his first game back from injury, finishing with four receptions for 48 yards. Wide receiver Devin Funchess led the team with 74 receiving yards and a touchdown while Smith caught all five of his targets for 43 yards and a score. Washington quarterback Alex Smith went 21-for-36 for 163 yards and two touchdowns, and running back Adrian Peterson earned 97 yards on 17 carries. In a bright spot for the defense, linebacker Thomas Davis made his 2018 debut and finished with six tackles and two deflections. Three different players earned a sack in the loss, including defensive end Julius Peppers as he inches closer to becoming third all-time in that category.

FINAL INDIVIDUAL and TEAM STATISTICS

Carolina Panthers										Washington Redskins									
RUSHING			ATT	YDS	AVG	LG	TD			RUSHING			ATT	YDS	AVG	LG	TD		
Newton			9	43	4.8	15	0			Peterson			17	97	5.7	19	0		
McCaffrey			8	20	2.5	9	0			Smith			6	13	2.2	5	0		
Moore			1	18	18.0	18	0			Bibbs			2	11	5.5	8	0		
										Harris			1	6	6.0	6	0		
										Perine			1	3	3.0	3	0		
										Richardson			1	2	2.0	2	0		
Total			18	81	4.5	18	0			Total			28	132	4.7	19	0		
PASSING	ATT	CMP	YDS	SK/YD	TD	LG	IN	Rtg.			PASSING	ATT	CMP	YDS	SK/YD	TD	LG	IN	Rtg.
Newton	40	27	275	1/6	2	23	1	93.2			A. Smith	36	21	163	3/7	2	22	0	88.1
Total	40	27	275	1/6	2	23	1	93.2			Total	36	21	163	3/7	2	22	0	88.1
PASS RECEIVING			NO	YDS	AVG	LG	TD			PASS RECEIVING			NO	YDS	AVG	LG	TD		
McCaffrey			7	46	6.6	15	0			Reed			5	36	7.2	10	0		
Funchess			5	74	14.8	23	1			Davis			3	48	16.0	22	1		
T. Smith			5	43	8.6	12	1			Richardson			3	31	10.3	21	1		
Moore			4	59	14.8	18	0			Doctson			3	20	6.7	8	0		
Olsen			4	48	12.0	18	0			Harris			3	13	4.3	13	0		
Wright			1	3	3.0	3	0			Quick			2	12	6.0	6	0		
Manhertz			1	2	2.0	2	0			Bibbs			1	6	6.0	6	0		
										Perine			1	-3	-3.0	-3	0		
Total			27	275	10.2	23	2			Total			21	163	7.8	2	2		
INTERCEPTIONS			NO	YDS	AVG	LG	TD			INTERCEPTIONS			NO	YDS	AVG	LG	TD		
Total			0	0	---	---	0			Norman			1	7	7.0	7	0		
										Total			1	7	7.0	7	0		
PUNTING			NO	YDS	AVG	TB	IN20	LG			PUNTING			NO	YDS	AVG	TB	IN20	LG
Palardy			3	133	44.3	1	0	53			Way			4	164	41.0	0	2	51
Total			3	133	44.3	1	0	53			Total			4	164	41.0	0	2	51
PUNT RETURNS			NO	YDS	AVG	FC	LG	TD			PUNT RETURNS			NO	YDS	AVG	FC	LG	TD
Moore			1	0	0.0	1	0	0			Stroman			1	10	10.0	1	10	0
[DOWNED]			2	0	0.0	0	0	0			[TOUCHBACK]			1	0	0.0	0	0	0
Total			1	0	0.0	1	0	0			Total			1	10	10.0	1	10	0
KICKOFF RETURNS			NO	YDS	AVG	FC	LG	TD			KICKOFF RETURNS			NO	YDS	AVG	FC	LG	TD
Samuel			2	37	18.5	0	20	0			Bibbs			1	18	18.0	0	18	0
[TOUCHBACK]			4	0	0.0	0	0	0			Sprinkle			1	6	6.0	0	6	0
										[TOUCHBACK]			2	0	0.0	0	0	0	
Total			2	37	18.5	0	20	0			Total			2	24	12.0	0	18	0
FUMBLES	Fum	Own Rec.	Yds	TD	FF	Opp. Rec.	Yds	TD	Out Bnds	FUMBLES	Fum	Own Rec.	Yds	TD	FF	Opp. Rec.	Yds	TD	Out Bnds
Moore	2	0	0	0	0	0	0	0	0	A.Smith	1	0	0	0	0	0	0	0	0
Newton	1	0	0	0	0	0	0	0	0	T. Williams	0	1	2	0	0	0	0	0	1
Van Roten	0	1	0	0	0	0	0	0	0	Hamilton	0	0	0	0	1	0	0	0	0
Peppers	0	0	0	0	1	0	0	0	0	Norman	0	0	0	0	1	0	0	0	0
Total	3	1	0	0	1	0	0	0	0	Swearinger	0	0	0	0	1	0	0	0	0
										Foster	0	0	0	0	0	1	0	0	0
										Sprinkle	0	0	0	0	0	1	-1	0	0
										Total	1	1	2	0	3	2	-1	0	0

		Panthers	REDSKINS			Panthers	REDSKINS
TOTAL FIRST DOWNS		22	18	PUNTS Number and Average		3-44.3	4-41.0
--By Rushing		7	7	--Had Blocked		0	0
--By Passing		15	10	--Net Punting Average		34.3	41.0
--By Penalty		0	1	FGs - PATs Had Blocked		0-0	0-0
THIRD DOWN EFFICIENCY		3-9-33%	7-16-44%	TOTAL RETURN YARDAGE (Not Including Kickoffs)		0	17
FOURTH DOWN EFFICIENCY		0-1-0%	1-2-50%	--No. and Yards Punt Returns		1-0	1-10
TOTAL NET YARDS		350	288	--No. and Yards Kickoff Returns		2-37	2-24
--Total Offensive Plays (inc. times thrown passing)		59	67	--No. and Yards Interception Returns		0-0	1-7
--Average gain per offensive play		5.9	4.3	PENALTIES Number and Yards		8-55	5-43
NET YARDS RUSHING		81	132	FUMBLES Number and Lost		3-2	1-0
--Total Rushing Plays		18	28	TOUCHDOWNS		2	2
--Average gain per rushing play		4.5	4.7	--Rushing		0	0
--Tackles for a loss-number and yards		2-2	1-1	--Passing		2	2
NET YARDS PASSING		269	156	EXTRA POINTS Made-Attempts		1-2	2-2
--Times thrown - yards lost attempting to pass		1-6	3-7	--Kicking Made-Attempts		0-1	2-2
--Gross yards passing		275	163	--Passing Made-Attempts		1-1	0-0
PASS ATTEMPTS-COMPLETIONS-HAD INTERCEPTED		40-27-1	36-21-0	FIELD GOALS Made-Attempts		1-1	3-3
--Avg gain per pass play (inc.# thrown passing)		6.6	4.0	RED ZONE EFFICIENCY		1-3-33%	1-2-50%
KICKOFFS Number-In End Zone-Touchbacks		4-2-2	6-5-4	GOAL TO GO EFFICIENCY		1-1-100%	1-1-100%
				SAFETIES		0	0
				FINAL SCORE		17	23
				TIME OF POSSESSION		24:36	35:24

# GAME 6 CAROLINA 21-PHILADELPHIA 17

October 21, 2018  
Lincoln Financial Field • Philadelphia, Pa.

PHILADELPHIA -- Carolina earned its first road win of the season in highly dramatic fashion Sunday, completing the largest fourth-quarter comeback in franchise history to beat the reigning Super Bowl champion Eagles 21-17. In addition to a few timely defensive plays, quarterback Cam Newton provided the spark that surged the Panthers late. After completing just 8 of 15 passes for 59 yards to start, Newton completed 17 of his final 24 attempts for 210 yards and two TDs, including a 1-yard pass to tight end Greg Olsen - his first score of the year - to give Carolina its lone lead. Down 17-0, Carolina's offense came alive early in the fourth quarter with a 14-yard rushing touchdown by wide receiver Curtis Samuel to end an 11-play, 80-yard series. A sack by linebacker Luke Kuechly on quarterback Carson Wentz resulted in third-and-18 on the Eagles' subsequent drive and a punt soon after, giving Newton and Co. another scoring chance. Five straight Newton completions - the biggest a 28-yarder to receiver Jarius Wright - set up Newton for a 18-yard connection to wideout Devin Funchess for Carolina's second score of the quarter. Wright secured the two-point conversion to put the Panthers within three. After cornerback James Bradberry came up with a huge pass break-up on third-and-10 on a pass intended for receiver Alshon Jeffery, the offense was gifted one final shot to complete the unlikely comeback. The threat was in jeopardy after three incompletions, but Newton hit wideout Torrey Smith for a 35-yard catch and run to give Carolina life approaching the two-minute warning. A few chunk plays allowed Newton to find Olsen in the end zone with 1:22 to go. A strip-sack by defensive end Julius Peppers ended the Eagles' last-gasp effort on fourth-and-2 at the Panthers' 14-yard line and gave Carolina the shocking victory.

## FINAL INDIVIDUAL and TEAM STATISTICS

Carolina Panthers										Philadelphia Eagles											
RUSHING		ATT	YDS	AVG	LG	TD				RUSHING		ATT	YDS	AVG	LG	TD					
Newton		7	49	7.0	14	0				Smallwood		9	32	3.6	10	0					
Wright		1	34	24.0	34	0				J. Adams		4	17	4.3	9	0					
McCaffrey		7	29	4.1	15	0				Clement		8	6	0.8	4	0					
Samuel		2	9	4.5	14	1				Wentz		3	3	1.0	2	0					
Total		17	121	7.1	34	1				Total		24	58	2.4	10	0					
PASSING		ATT	CMP	YDS	SK/YD	TD	LG	IN	Rtg.	PASSING		ATT	CMP	YDS	SK/YD	TD	LG	IN	Rtg.		
Newton		39	25	269	2/19	2	35	0	101.3	Wentz		37	30	310	4/26	2	29	0	119.6		
Total		39	25	269	2/19	2	35	0	101.3	Total		37	30	310	4/26	2	29	0	119.6		
PASS RECEIVING				NO	YDS	AVG	LG	TD			PASS RECEIVING				NO	YDS	AVG	LG	TD		
Funchess				6	62	10.3	18	1			Ertz				9	138	15.3	27	0		
McCaffrey				6	51	8.5	22	0			Jeffery				7	88	12.6	29	1		
T. Smith				4	61	15.3	35	0			Agholor				6	20	3.3	13	0		
Moore				3	29	9.7	16	0			Goedert				4	43	10.8	21	1		
Wright				2	37	18.5	28	0			Clement				2	16	8.0	11	0		
Olsen				2	5	2.5	4	1			Smallwood				2	5	2.5	7	0		
Samuel				1	16	16.0	16	0													
Byrd				1	8	8.0	8	0													
Total				21	163	7.8	2	2			Total				30	310	10.3	29	2		
INTERCEPTIONS				NO	YDS	AVG	LG	TD			INTERCEPTIONS				NO	YDS	AVG	LG	TD		
Total				0	0	---	---	0			Total				0	0	---	---	0		
PUNTING				NO	YDS	AVG	TB	IN20	LG			PUNTING				NO	YDS	AVG	TB	IN20	LG
Palardy				5	209	41.8	1	3	54			Johnston				3	135	45.0	0	1	53
Total				5	209	41.8	1	3	54			Total				3	135	45.0	0	1	53
PUNT RETURNS				NO	YDS	AVG	FC	LG	TD			PUNT RETURNS				NO	YDS	AVG	FC	LG	TD
Byrd				1	9	9.0	0	9	0			Carter				2	14	7.0	0	13	0
Moore				1	3	3.0	0	3	0			[DOWNED]				2	0	0.0	0	0	0
[OUT OF BOUNDS]				1	0	0.0	0	0	0			[TOUCHBACK]				1	0	0.0	0	0	0
Total				2	12	6.0	0	9	0			Total				2	14	7.0	0	13	0
KICKOFF RETURNS				NO	YDS	AVG	FC	LG	TD			KICKOFF RETURNS				NO	YDS	AVG	FC	LG	TD
Samuel				2	51	25.5	0	32	0			Carter				3	73	24.3	0	30	0
Moore				1	18	18.0	0	18	0			[TOUCHBACK]				1	0	0.0	0	0	0
[TOUCHBACK]				1	0	0.0	0	0	0			Total				3	73	24.3	0	30	0
Total				3	69	23.0	0	32	0			Total				3	73	24.3	0	30	0
FUMBLES	Fum	Own Rec.	Yds	TD	FF	Opp. Rec.	Yds	TD	Out Bnds	FUMBLES	Fum	Own Rec.	Yds	TD	FF	Opp. Rec.	Yds	TD	Out Bnds		
Love	0	0	0	0	1	1	0	0	0	Wentz	2	2	0	0	0	0	0	0	0		
Peppers	0	0	0	0	1	0	0	0	0	Clement	1	0	0	0	0	0	0	0	0		
Total	3	1	0	0	2	1	0	0	0	Total	3	2	0	0	0	0	0	0	0		

	Panthers	EAGLES		Panthers	EAGLES
TOTAL FIRST DOWNS	19	21	PUNTS Number and Average	5-41.8	3-45.0
--By Rushing	6	6	--Had Blocked	0	0
--By Passing	13	14	--Net Punting Average	35.0	41.0
--By Penalty	0	1	FGs - PATs Had Blocked	0-0	0-0
THIRD DOWN EFFICIENCY	5-11-45%	3-12-25%	TOTAL RETURN YARDAGE (Not Including Kickoffs)	12	14
FOURTH DOWN EFFICIENCY	1-1-100%	3-4-75%	--No. and Yards Punt Returns	2-12	2-14
TOTAL NET YARDS	371	342	--No. and Yards Kickoff Returns	3-69	3-73
--Total Offensive Plays (inc. times thrown passing)	58	65	--No. and Yards Interception Returns	0-0	0-0
--Average gain per offensive play	6.4	5.3	PENALTIES Number and Yards	5-78	4-35
NET YARDS RUSHING	121	58	FUMBLES Number and Lost	0-0	3-1
--Total Rushing Plays	17	24	TOUCHDOWNS	3	2
--Average gain per rushing play	7.1	2.4	--Rushing	1	0
--Tackles for a loss-number and yards	2-12	4-10	--Passing	2	2
NET YARDS PASSING	250	284	EXTRA POINTS Made-Attempts	2-3	2-2
--Times thrown - yards lost attempting to pass	2-19	4-26	--Kicking Made-Attempts	1-2	2-2
--Gross yards passing	269	310	--Passing Made-Attempts	1-1	0-0
PASS ATTEMPTS-COMPLETIONS-HAD INTERCEPTED	39-25-0	37-30-0	FIELD GOALS Made-Attempts	0-0	0-0
--Avg gain per pass play (inc.# thrown passing)	6.1	6.9	RED ZONE EFFICIENCY	3-3-33%	2-4-50%
KICKOFFS Number-In End Zone-Touchbacks	4-2-1	4-1-1	GOAL TO GO EFFICIENCY	1-1-100%	2-2-100%
			SAFETIES	0	0
			FINAL SCORE	21	17
			TIME OF POSSESSION	24:43	35:17

# GAME 7 CAROLINA 36-BALTIMORE 21

October 28, 2018  
Bank of America Stadium • Charlotte.

After two consecutive weeks of slow starts, the Panthers hung 24 first-half points on the Ravens and their No. 1-ranked defense en route to a 36-21 victory at Bank of America Stadium on Sunday. After trailing 7-0 early, Carolina began the second half with a 17-point lead after scoring touchdowns on three of their five first-half drives. Quarterback Joe Flacco looked to get Baltimore back in it after halftime, but nickel cornerback Captain Munnerlyn would end a Ravens drive with his first interception since 2015. Carolina took over at the Baltimore 49, and kicker Graham Gano eventually drilled a 44-yard field goal to increase the lead to 20. Flacco responded with a 9-yard TD pass to close the third quarter, but a 12-yard rushing TD by Panthers quarterback Cam Newton early in the fourth effectively iced a dominant Carolina performance. Newton finished 21-of-29 for 219 yards and two touchdowns, and one rushing touchdown. Rookie wide receiver DJ Moore had his best game of the season, tallying 90 yards on five receptions and 39 rushing yards on two carries. The offensive line allowed zero sacks while the defense added two sacks, seven QB hits and two interceptions. For the Ravens, Flacco went 22-of-39 for 192 yards, one touchdown and two interceptions while running back Alex Collins was limited to 49 yards on 11 carries. Rookie quarterback Lamar Jackson contributed 26 yards on three carries and went 4-of-5 for 46 passing yards and a touchdown.

## FINAL INDIVIDUAL and TEAM STATISTICS

Baltimore Ravens										Carolina Panthers									
RUSHING	ATT		YDS	AVG	LG	TD				RUSHING	ATT		YDS	AVG	LG	TD			
Collins	11		49	4.5	15	1				Newton	10		52	5.2	12	1			
L. Jackson	3		26	8.7	17	0				McCaffrey	14		45	3.2	12	1			
Flacco	2		14	7.0	13	0				Moore	2		39	19.5	28	0			
Edwards	2		12	6.0	8	0				Anderson	5		20	4.0	7	0			
										Heinicke	2		-2	-1.0	-1	0			
<b>Total</b>	<b>18</b>		<b>101</b>	<b>5.6</b>	<b>17</b>	<b>1</b>				<b>Total</b>	<b>33</b>		<b>154</b>	<b>4.7</b>	<b>28</b>	<b>2</b>			
PASSING	ATT	CMP	YDS	SK/YD	TD	LG	IN	Rtg.		PASSING	ATT	CMP	YDS	SK/YD	TD	LG	IN	Rtg.	
Flacco	39	22	192	2/14	1	19	2	56.8		Newton	29	21	219	0/0	2	33	0	116.9	
L. Jackson	5	4	46	0/0	1	26	0	144.6		Heinicke	1	1	13	0/0	0	13	0	118.8	
<b>Total</b>	<b>44</b>	<b>26</b>	<b>238</b>	<b>2/14</b>	<b>2</b>	<b>26</b>	<b>2</b>	<b>70.1</b>		<b>Total</b>	<b>30</b>	<b>22</b>	<b>232</b>	<b>0/0</b>	<b>2</b>	<b>33</b>	<b>0</b>	<b>117.6</b>	
PASS RECEIVING			NO	YDS	AVG	LG	TD			PASS RECEIVING			NO	YDS	AVG	LG	TD		
Snead IV			5	54	10.8	19	0			Moore			5	90	18.0	33	0		
Andrews			4	31	7.8	10	0			Olsen			4	56	14.0	17	1		
Crabtree			3	31	10.3	13	0			McCaffrey			4	11	2.8	8	1		
J. Brown			3	28	9.3	14	0			Samuel			3	28	9.3	11	0		
Allen			3	18	6.0	9	1			Funchess			3	27	9.0	18	0		
Hurst			2	29	14.5	26	1			Wright			2	5	2.5	7	0		
C. Moore			2	19	9.5	12	0			Thomas			1	15	15.0	15	0		
Collins			2	14	7.0	10	0												
Boyle			1	7	7.0	7	0												
Edwards			1	7	7.0	7	0												
<b>Total</b>			<b>26</b>	<b>238</b>	<b>9.2</b>	<b>26</b>	<b>2</b>			<b>Total</b>			<b>22</b>	<b>232</b>	<b>10.5</b>	<b>33</b>	<b>2</b>		
INTERCEPTIONS			NO	YDS	AVG	LG	TD			INTERCEPTIONS			NO	YDS	AVG	LG	TD		
<b>Total</b>			<b>0</b>	<b>0</b>	<b>---</b>	<b>---</b>	<b>0</b>			<b>Total</b>			<b>2</b>	<b>-5</b>	<b>-2.5</b>	<b>2</b>	<b>0</b>		
										Munnerlyn			1	2	2.0	2	0		
										Adams			1	-7	-7.0	-7	0		
										<b>Total</b>			<b>2</b>	<b>-5</b>	<b>-2.5</b>	<b>2</b>	<b>0</b>		
PUNTING			NO	YDS	AVG	TB	IN20	LG		PUNTING			NO	YDS	AVG	TB	IN20	LG	
S. Koch			3	153	51.0	0	1	57		Palardy			3	137	45.7	0	2	51	
<b>Total</b>			<b>3</b>	<b>153</b>	<b>51.0</b>	<b>0</b>	<b>1</b>	<b>57</b>		<b>Total</b>			<b>3</b>	<b>137</b>	<b>45.7</b>	<b>0</b>	<b>2</b>	<b>51</b>	
PUNT RETURNS			NO	YDS	AVG	FC	LG	TD		PUNT RETURNS			NO	YDS	AVG	FC	LG	TD	
C. Jones			1	23	23.0	0	23	0		Byrd			1	-3	3.0	1	-3	0	
[DOWNED]			1	0	0.0	0	0	0											
[OUT OF BOUNDS]			1	0	0.0	0	0	0		<b>Total</b>			<b>1</b>	<b>-3</b>	<b>3.0</b>	<b>1</b>	<b>-3</b>	<b>0</b>	
<b>Total</b>			<b>3</b>	<b>15</b>	<b>5.0</b>	<b>0</b>	<b>15</b>	<b>0</b>											
KICKOFF RETURNS			NO	YDS	AVG	FC	LG	TD		KICKOFF RETURNS			NO	YDS	AVG	FC	LG	TD	
C. Moore										Byrd			2	21	10.5	0	17	0	
										[DOWNED]			1	0	0.0	0	0	0	
<b>Total</b>			<b>1</b>	<b>23</b>	<b>34.3</b>	<b>0</b>	<b>23</b>	<b>0</b>		<b>Total</b>			<b>2</b>	<b>21</b>	<b>10.5</b>	<b>0</b>	<b>0</b>	<b>0</b>	
FUMBLES	Fum	Own	Rec.	Yds	TD	FF	Opp.	Yds	TD	Bnds			Fum	Own	Rec.	Yds	TD	Bnds	
Collins	1	0	0	0	0	0	0	0	0	0			Newton	1	0	0	0	0	
<b>Total</b>	<b>1</b>	<b>0</b>	<b>0</b>	<b>0</b>	<b>0</b>	<b>0</b>	<b>0</b>	<b>0</b>	<b>0</b>	<b>0</b>			Moore	0	1	0	0	0	
													Love	0	0	0	0	0	
													Butler	0	0	0	0	0	
													<b>Total</b>	<b>1</b>	<b>1</b>	<b>0</b>	<b>0</b>	<b>1</b>	

	Ravens	PANTHERS
TOTAL FIRST DOWNS	20	22
--By Rushing	8	7
--By Passing	11	14
--By Penalty	1	1
THIRD DOWN EFFICIENCY	6-12-50%	6-12-50%
FOURTH DOWN EFFICIENCY	1-2-50%	1-1-100%
TOTAL NET YARDS	325	386
--Total Offensive Plays (inc. times thrown passing)	64	63
--Average gain per offensive play	5.1	6.1
NET YARDS RUSHING	101	154
--Total Rushing Plays	18	33
--Average gain per rushing play	5.6	4.7
--Tackles for a loss-number and yards	2-15	2-6
NET YARDS PASSING	224	232
--Times thrown - yards lost attempting to pass	2-14	0-0
--Gross yards passing	238	232
PASS ATTEMPTS-COMPLETIONS-HAD INTERCEPTED	44-26-2	30-22-0
--Avg gain per pass play (inc.# thrown passing)	4.9	7.7
KICKOFFS Number-In End Zone-Touchbacks	4-2-2	7-7-6

	Ravens	PANTHERS
PUNTS Number and Average	3-51.0	3-45.7
--Had Blocked	0	0
--Net Punting Average	44.0	38.0
FGs - PATs Had Blocked	0-0	0-0
TOTAL RETURN YARDAGE (Not Including Kickoffs)	23	16
--No. and Yards Punt Returns	1-23	2-21
--No. and Yards Kickoff Returns	1-39	1-14
--No. and Yards Interception Returns	0-0	2--5
PENALTIES Number and Yards	9-68	4-30
FUMBLES Number and Lost	1-1	1-0
TOUCHDOWNS	3	4
--Rushing	1	2
--Passing	2	2
--Fumbles	1	1
EXTRA POINTS Made-Attempts	3-3	3-4
--Kicking Made-Attempts	3-3	3-3
--Passing Made-Attempts	0-0	0-1
FIELD GOALS Made-Attempts	0-0	3-3
RED ZONE EFFICIENCY	2-2-100%	4-5-80%
GOAL TO GO EFFICIENCY	0-0-0%	1-1-100%
SAFETIES	0	0
FINAL SCORE	21	36
TIME OF POSSESSION	25:59	34:01

# GAME 8 CAROLINA 42-TAMPA BAY 28

November 4, 2018  
Bank of America Stadium • Charlotte.

A productive first half - five touchdowns on five straight possessions - catapulted the Panthers to a 42-28 victory over the Buccaneers at Bank of America Stadium on Sunday. On the second play of the Buccaneers' second drive of the game, Panthers safety Eric Reid intercepted quarterback Ryan Fitzpatrick on a pass intended for wide receiver Mike Evans and returned it for 39 yards to the Tampa 10. Reid's first pick as a Panther set the table for a quick Carolina scoring drive, capped by fullback Alex Armah scoring on a 1-yard rush. After cornerback James Bradberry's pass breakup ended the Bucs' next series, the offense put together another scoring drive. Back-to-back explosive 32-yard runs by running back Christian McCaffrey and wideout DJ Moore paved the way for a short McCaffrey rushing touchdown, giving Carolina a 14-0 lead. Fitzpatrick responded with a 4-yard touchdown pass to tight end O.J. Howard to start the second. Curtis Samuel answered right back with an absurd 33-yard rushing touchdown to increase the lead back to 14. The Panthers' defense would prove huge again with defensive end Mario Addison nabbing two sacks in three plays to bring out the Bucs' punting unit. Another short McCaffrey run and a difficult 17-yard grab by tight end Greg Olsen would give Carolina their fourth and fifth scores of the half on consecutive drives to go up 35-7. After the dominant first half, Carolina's first two drives of the second half were each stifled by a sack, giving the Buccaneers' high-powered offense early scoring opportunities. Midway through the third quarter, Fitzpatrick narrowed Carolina's 35-21 lead with a 5-yard touchdown to wide receiver Adam Humphries. The Buccaneers scored a 30-yard catch-and-run Humphries touchdown, inching the Buccaneers within seven. On the ensuing drive, Panthers quarterback Cam Newton led a nine-play, 75-yard series that ended with Newton finding wideout Curtis Samuel for a 19-yard touchdown, putting Carolina up 42-28. An interception by rookie cornerback Donte Jackson ended a last-ditch Bucs' effort and secure a huge Carolina home victory.

## FINAL INDIVIDUAL and TEAM STATISTICS

Tampa Bay Buccaneers										Carolina Panthers												
RUSHING		ATT	YDS	AVG	LG	TD				RUSHING		ATT	YDS	AVG	LG	TD						
Barber		11	31	2.8	18	0				McCaffrey		17	79	4.6	35	2						
Fitzpatrick		5	23	4.6	10	0				Newton		11	33	3.0	12	0						
Rodgers		2	14	7.0	15	0				Samuel		1	33	33.0	33	1						
Wilson		2	7	3.5	5	0				Moore		1	32	32.0	32	0						
Humphries		1	7	7.0	7	0				Armah		1	1	1.0	1	1						
										Anderson		1	1	1.0	1	0						
Total		21	82	3.9	18	0				Total		32	179	5.6	35	4						
PASSING		ATT	CMP	YDS	SK/YD	TD	LG	IN	Rtg.	PASSING		ATT	CMP	YDS	SK/YD	TD	LG	IN	Rtg.			
Fitzpatrick		40	24	243	3/24	4	31	2	89.9	Newton		25	19	247	2/19	2	32	0	133.2			
Anger		1	0	0	0/0	0	0	0	39.6													
Total		41	24	243	3/24	4	31	2	87.8	Total		25	19	247	2/19	2	32	0	133.2			
PASS RECEIVING				NO	YDS	AVG	LG	TD				PASS RECEIVING				NO	YDS	AVG	LG	TD		
Humphries				8	82	10.3	30	2				Olsen				6	76	12.7	23	1		
Howard				4	53	13.3	31	2				McCaffrey				5	78	15.6	32	0		
Brate				3	15	5.0	9	0				Funchess				4	44	11.0	23	0		
Godwin				2	40	20.0	25	0				Samuel				2	25	12.5	19	1		
D. Jackson				2	32	16.0	20	0				Moore				1	16	16.0	16	0		
Barber				2	9	4.5	10	0				Wright				1	8	8.0	8	0		
Rodgers				2	-4	-2.0	4	0														
Evans				1	16	16.0	16	0														
Total				24	243	10.1	31	4				Total				19	247	13.0	32	2		
INTERCEPTIONS				NO	YDS	AVG	LG	TD				INTERCEPTIONS				NO	YDS	AVG	LG	TD		
Total				0	0	---	---	0				Reid				1	39	39.0	39	0		
												Jackson				1	0	0.0	0	0		
												Total				2	39	19.5	39	0		
PUNTING				NO	YDS	AVG	TB	IN20	LG				PUNTING				NO	YDS	AVG	TB	IN20	LG
Anger				5	231	46.2	0	2	52				Palardy				4	200	50.0	0	1	59
Total				5	231	46.2	0	2	52				Total				4	200	50.0	0	1	59
PUNT RETURNS				NO	YDS	AVG	FC	LG	TD				PUNT RETURNS				NO	YDS	AVG	FC	LG	TD
Humphries				2	15	7.5	1	8	0				Byrd				1	12	12.0	2	12	0
[DOWNED]				1	0	0.0	0	0	0				[DOWNED]				1	0	0.0	0	0	0
													[OUT OF BOUNDS]				1	0	0.0	0	0	0
Total				2	15	7.5	1	8	0				Total				1	12	12.0	2	12	0
KICKOFF RETURNS				NO	YDS	AVG	FC	LG	TD				KICKOFF RETURNS				NO	YDS	AVG	FC	LG	TD
Wilson				1	25	25.0	0	25	0				[TOUCHBACK]				5	0	0.0	0	0	0
[TOUCHBACK]				1	0	0.0	0	0	0													
Total				1	25	25.0	0	25	0				Total				0	0	0.0	0	0	0
FUMBLES	Fum	Own Rec.	Yds	TD	FF	Opp. Rec.	Yds	TD	Out Bnds	FUMBLES	Fum	Own Rec.	Yds	TD	FF	Opp. Rec.	Yds	TD	Out Bnds			
Fitzpatrick	1	0	0	0	0	0	0	0	0	Moore	1	0	0	0	0	0	0	0	1			
Jensen	0	1	0	0	0	0	0	0	0	Addison	0	0	0	0	1	0	0	0	0			
Grimes	0	0	0	0	1	0	0	0	0													
Total	1	1	0	0	1	0	0	0	0	Total	1	0	0	0	1	0	0	0	1			

	Buccaneers	PANTHERS		Buccaneers	PANTHERS
TOTAL FIRST DOWNS	23	22	PUNTS Number and Average	5-46.2	4-50.0
--By Rushing	3	8	--Had Blocked	0	0
--By Passing	17	11	--Net Punting Average	43.8	46.3
--By Penalty	3	3	FGs - PATS Had Blocked	0-0	0-0
THIRD DOWN EFFICIENCY	5-12-42%	4-10-40%	TOTAL RETURN YARDAGE (Not Including Kickoffs)	15	51
FOURTH DOWN EFFICIENCY	1-2-50%	0-1-0%	--No. and Yards Punt Returns	2-15	1-12
TOTAL NET YARDS	301	407	--No. and Yards Kickoff Returns	1-25	0-0
--Total Offensive Plays (inc. times thrown passing)	65	59	--No. and Yards Interception Returns	0-0	2-39
--Average gain per offensive play	4.6	6.9	PENALTIES Number and Yards	8-49	9-84
NET YARDS RUSHING	82	179	FUMBLES Number and Lost	1-0	1-0
--Total Rushing Plays	21	32	TOUCHDOWNS	4	6
--Average gain per rushing play	3.9	5.6	--Rushing	0	4
--Tackles for a loss-number and yards	3-11	1-1	--Passing	4	2
NET YARDS PASSING	219	228	EXTRA POINTS Made-Attempts	4-4	6-6
--Times thrown - yards lost attempting to pass	3-24	2-19	--Kicking Made-Attempts	4-4	6-6
--Gross yards passing	243	247	--Passing Made-Attempts	0-0	0-1
PASS ATTEMPTS-COMPLETIONS-HAD INTERCEPTED	41-24-2	25-19-0	FIELD GOALS Made-Attempts	0-0	3-3
--Avg gain per pass play (inc.# thrown passing)	5.0	8.4	RED ZONE EFFICIENCY	3-3-100%	5-5-100%
KICKOFFS Number-In End Zone-Touchbacks	5-5-5	7-7-6	GOAL TO GO EFFICIENCY	2-2-100%	4-4-100%
			SAFETIES	0	0
			FINAL SCORE	28	42
			TIME OF POSSESSION	29:00	31:00

GAME 9 PITTSBURGH 52 – CAROLINA 21

November 8, 2018  
Heinz Field • Pittsburgh, PA.

Constant defensive pressure and a blazing Steelers' offense gave the Panthers fits throughout their 52-21 loss on Thursday Night Football. Carolina began the game with a nine-play, 75-yard scoring drive for their first points on an opening series since Week 2. Running back Christian McCaffrey continued to produce, compiling 40 rushing yards and hauling in a 20-yard touchdown pass from quarterback Cam Newton to put Carolina up 7-0. The lead would be short-lived as the Steelers would need just two plays to score two touchdowns. Quarterback Ben Roethlisberger started and finished the offense's first drive with a 75-yard touchdown pass to wideout JuJu Smith-Schuster, and then linebacker Vince Williams followed that with a pick-six on the first play of Carolina's next drive. Running back James Conner capped the Steelers' second offensive drive with a 2-yard touchdown run, increasing their lead to 21-7 near the end of the first quarter. A Julius Peppers sack - his third of the season - and a pass deflection by the defensive end helped prevent another Steelers touchdown, but kicker Chris Boswell nailed a 50-yard field goal to make it 24-7. After the Panthers gained a first down on a reversed call, Newton hit McCaffrey for a 25-yard catch-and-run touchdown to cut into the 17-point deficit. A few plays later, wide receiver Antonio Brown caught a 53-yard touchdown pass over Panthers rookie cornerback Donte Jackson to give Pittsburgh a 31-14 lead heading into halftime. Newton finished 23-of-29 for 193 yards, two touchdowns and an interception. McCaffrey ended with 77 yards and a score on 14 carries, and 61 receiving yards and two touchdowns on five receptions. Roethlisberger threw for 328 yards and five touchdowns on 22-of-25 completions while Brown and Smith-Schuster combined for 186 receiving yards and two scores. Conner added 65 rushing yards and a touchdown.

FINAL INDIVIDUAL and TEAM STATISTICS

Carolina Panthers										Pittsburgh Steelers									
RUSHING	ATT	YDS	AVG	LG	TD					RUSHING	ATT	YDS	AVG	LG	TD				
McCaffrey	14	77	5.0	21	1					Conner	13	65	5.0	15	1				
Newton	2	10	5.0	8	0					Roethlisberger	3	27	9.0	18	0				
Moore	1	5	5.0	5	0					S. Ridley	8	26	3.3	9	0				
Armah	2	3	1.5	3	0					Smith-Schuster	1	13	13.0	13	0				
Samuel	1	1	1.0	1	0					Samules	5	7	1.4	5	0				
Anderson	2	-1	-0.5	3	0														
Total	22	95	4.3	21	1					Total	30	138	4.6	18	1				
PASSING	ATT	CMP	YDS	SK/YD	TD	LG	IN	Rtg.											
Newton	29	23	193	5/46	2	25	1	103.0	PASSING	ATT	CMP	YDS	SK/YD	TD	LG	IN	Rtg.		
									Roethlisberger	25	22	328	1/6	5	75	0	158.3		
									Dobbs	2	1	-3	0/0	0	-3	0	56.2		
Total	29	23	193	5/46	2	25	1	103.0	Total	27	23	325	1/6	5	75	0	156.4		
PASS RECEIVING			NO	YDS	AVG	LG	TD												
McCaffrey			5	61	12.2	25	2												
Olsen			4	40	10.0	14	0												
Moore			4	20	5.0	11	0												
Samuel			4	18	4.5	11	0												
Funchess			3	32	10.7	15	0												
Wright			3	22	7.3	9	0												
Total			23	193	8.4	25	2												
INTERCEPTIONS			NO	YDS	AVG	LG	TD												
Total			0	0	---	---	0												
PUNTING			NO	YDS	AVG	TB	IN20	LG											
Palardy			5	205	41.0	0	2	46											
Total			5	205	41.0	0	2	46											
PUNT RETURNS			NO	YDS	AVG	FC	LG	TD											
[DOWNED]			2	0	0.0	0	0	0											
Total			0	0	0.0	0	0	0											
KICKOFF RETURNS			NO	YDS	AVG	FC	LG	TD											
Samuel			5	107	21.4	0	31	0											
[TOUCHBACK]			4	0	0.0	0	0	0											
Total			5	107	21.4	0	31	0											
FUMBLES	Fum	Own Rec.	Yds	TD	FF	Opp. Rec.	Yds	TD	Bnds	FUMBLES	Fum	Own Rec.	Yds	TD	FF	Opp. Rec.	Yds	TD	Bnds
Newton	1	0	0	0	0	0	0	0	0	Roethlisberger	1	1	0	0	0	0	0	0	0
Samuel	1	0	0	0	0	0	0	0	0	Nix	0	0	0	0	1	0	0	0	0
McCaffrey	0	1	0	0	0	0	0	0	0	Watt	0	0	0	0	1	0	0	0	0
										Chickillo	0	0	0	0	0	1	0	0	0
Total	2	1	0	0	0	0	0	0	0	Total	1	1	0	0	2	1	0	0	0

	Panthers	STEELERS		Panthers	STEELERS
TOTAL FIRST DOWNS	18	25	PUNTS Number and Average	5-41.0	2-40.0
--By Rushing	5	10	--Had Blocked	0	0
--By Passing	12	14	--Net Punting Average	39.0	40.0
--By Penalty	1	1	FGs - PATs Had Blocked	0-0	0-0
THIRD DOWN EFFICIENCY	4-11-36%	8-11-73%	TOTAL RETURN YARDAGE (Not Including Kickoffs)	0	27
FOURTH DOWN EFFICIENCY	1-1-100%	0-0-0%	--No. and Yards Punt Returns	0-0	1-10
TOTAL NET YARDS	242	457	--No. and Yards Kickoff Returns	5-107	1-10
--Total Offensive Plays (inc. times thrown passing)	56	58	--No. and Yards Interception Returns	0-0	1-17
--Average gain per offensive play	4.3	7.9	PENALTIES Number and Yards	5-42	1-24
NET YARDS RUSHING	95	138	FUMBLES Number and Lost	2-1	1-0
--Total Rushing Plays	22	30	TOUCHDOWNS	3	7
--Average gain per rushing play	4.3	4.6	--Rushing	1	1
--Tackles for a loss-number and yards	1-4	4-4	--Passing	2	5
NET YARDS PASSING	147	319	EXTRA POINTS Made-Attempts	3-3	7-7
--Times thrown - yards lost attempting to pass	5-46	1-6	--Kicking Made-Attempts	3-3	7-7
--Gross yards passing	193	325	--Rushing Made-Attempts	0-0	0-0
PASS ATTEMPTS-COMPLETIONS-HAD INTERCEPTED	29-23-1	27-23-0	FIELD GOALS Made-Attempts	0-0	1-1
--Avg gain per pass play (inc.# thrown passing)	4.3	11.4	RED ZONE EFFICIENCY	1-1-100%	4-4-100%
KICKOFFS Number-In End Zone-Touchbacks	4-3-3	9-6-4	GOAL TO GO EFFICIENCY	1-1-100%	3-3-100%
			SAFETIES	0	0
			FINAL SCORE	21	52
			TIME OF POSSESSION	29:25	30:35

# GAME 10 DETROIT 20 – CAROLINA 19

November 18, 2018  
Ford Field • Detroit, MI.

It was nearly another fourth-quarter comeback for the ages, but a failed two-point conversion sealed Carolina's fate as the Panthers fell 20-19 against Detroit at Ford Field on Sunday. Down 13-7, Carolina's comeback hopes were almost dashed near the end of the third quarter when quarterback Cam Newton's left leg buckled after a Lions defender landed on him on second-and-8. Newton stayed down for couple of minutes, but would only miss one snap before returning at the start of the fourth quarter. A Lions' three-and-out brought Newton and Co. back on the field, and the Panthers rallied with a 10-play, 92-yard scoring drive ended by a Newton pass to wide receiver Curtis Samuel from 12 yards out. The lead was within reach, but the score remained 13-13 after kicker Graham Gano missed the extra point. Stafford responded by hitting Kenny Golladay for a 19-yard go-ahead touchdown. A short Panthers drive gave Detroit a chance to ice the game, but linebacker Luke Kuechly came up with a big stop on second-and-6 that led to a Lions punt. A 34-yard bomb from Newton to running back Christian McCaffrey set the table for an exciting final two minutes of regulation. Four plays later, rookie wideout DJ Moore secured an 8-yard Newton pass deep in the right corner of the endzone to cut the deficit to one point. With the game on the line, Carolina opted to go for two, but Newton's pass to receiver Jarius Wright was incomplete. Gano would attempt an onside kick but the Panthers failed to recover, allowing Stafford to kneel and close the door on Carolina's comeback dreams. Newton completed 13 of his 18 fourth-quarter passes for 163 yards and two touchdowns. He finished with 357 yards, three scores and an interception on 25-of-37 completions. Tight end Greg Olsen had just 8 yards on two receptions, but Newton connected with him for the duo's 35th TD - the third most among active QB-TE combos. Moore led all receivers with a career-high 157 receiving yards and a TD, the most receiving yards by a rookie wide receiver in franchise history.

## FINAL INDIVIDUAL and TEAM STATISTICS

Carolina Panthers										Detroit Lions									
RUSHING										RUSHING									
	ATT	YDS	AVG	LG	TD						ATT	YDS	AVG	LG	TD				
McCaffrey	13	53	4.1	10	0					Johnson	15	87	5.8	24	1				
Newton	2	2	1.0	2	0					Stafford	3	6	2.0	9	0				
Artis-Payne	1	1	1.0	1	0					Blount	7	1	0.1	4	0				
										Riddick	1	0	0.0	0	0				
Total	16	56	3.5	10	1					Total	26	94	3.6	24	1				
PASSING										PASSING									
	ATT	CMP	YDS	SK/YD	TD	LG	IN	Rtg.			ATT	CMP	YDS	SK/YD	TD	LG	IN	Rtg.	
Newton	37	25	357	3/26	3	82	1	114.4		Stafford	37	23	220	1/5	1	36	0	87.7	
Heinicke	1	0	0	0/0	0	0	0	39.6											
Total	38	25	357	3/26	3	82	1	111.4		Total	37	23	220	1/5	1	36	0	87.8	
PASS RECEIVING										PASS RECEIVING									
	NO	YDS	AVG	LG	TD						NO	YDS	AVG	LG	TD				
Moore	7	157	22.4	82	1					Golladay	8	113	14.1	36	1				
McCaffrey	6	57	9.5	34	0					Ellington	6	52	8.7	21	0				
Samuel	5	55	11.0	17	1					Riddick	5	30	6.0	18	0				
Wright	3	40	13.3	21	0					Johnson	2	10	5.0	7	0				
Funchess	2	39	19.5	23	0					Toilolo	1	13	13.0	13	0				
Olsen	2	9	4.5	8	1					Jones	1	2	2.0	2	0				
Total	25	357	14.3	82	3					Total	23	220	9.6	36	1				
INTERCEPTIONS										INTERCEPTIONS									
	NO	YDS	AVG	LG	TD						NO	YDS	AVG	LG	TD				
										Walker	1	0	0.0	0	0				
Total	0	0	---	---	0					Total	1	0	0.0	0	0				
PUNTING										PUNTING									
	NO	YDS	AVG	TB	IN20	LG					NO	YDS	AVG	TB	IN20	LG			
Palardy	5	222	44.4	0	1	52				Martin	6	281	46.8	1	3	55			
Total	5	222	44.4	0	1	52				Total	6	281	46.8	1	3	55			
PUNT RETURNS										PUNT RETURNS									
	NO	YDS	AVG	FC	LG	TD					NO	YDS	AVG	FC	LG	TD			
Byrd	1	-1	-1.0	1	-1	0				Jones	1	10	10.0	1	10	0			
[DOWNED]	2	0	0.0	0	0	0				Ellington	0	0	0.0	3	0	0			
[OUT OF BOUNDS]	1	0	0.0	0	0	0													
[TOUCHBACK]	1	0	0.0	0	0	0				Total	1	10	10.0	4	10	0			
Total	1	-1	-1.0	1	0	0													
KICKOFF RETURNS										KICKOFF RETURNS									
	NO	YDS	AVG	FC	LG	TD					NO	YDS	AVG	FC	LG	TD			
Byrd	2	34	17.0	0	22	0				Wilson	1	20	20.0	0	20	0			
[TOUCHBACK]	3	0	0.0	0	0	0				[TOUCHBACK]	2	0	0.0	0	0	0			
Total	2	34	17.0	0	22	0				Total	1	20	20.0	0	20	0			
FUMBLES										FUMBLES									
	Fum	Own Rec.	Yds	TD	FF	Opp. Rec.	Yds	TD	Out Bnds		Fum	Own Rec.	Yds	TD	FF	Opp. Rec.	Yds	TD	Out Bnds
Total	0	0	0	0	0	0	0	0	0	Total	0	0	0	0	0	0	0	0	0

	Panthers	LIONS		Panthers	LIONS
TOTAL FIRST DOWNS	20	20	PUNTS Number and Average	5-44.4	6-46.8
--By Rushing	4	9	--Had Blocked	0	0
--By Passing	16	11	--Net Punting Average	42.4	43.7
--By Penalty	0	0	FGs - PATs Had Blocked	0-0	0-0
THIRD DOWN EFFICIENCY	5-11-45%	4-12-33%	TOTAL RETURN YARDAGE (Not Including Kickoffs)	-1	10
FOURTH DOWN EFFICIENCY	0-0-0%	0-0-0%	--No. and Yards Punt Returns	1-1	1-10
TOTAL NET YARDS	387	309	--No. and Yards Kickoff Returns	2-34	1-20
--Total Offensive Plays (inc. times thrown passing)	57	64	--No. and Yards Interception Returns	0-0	1-0
--Average gain per offensive play	6.8	4.8	PENALTIES Number and Yards	2-15	1-5
NET YARDS RUSHING	56	94	FUMBLES Number and Lost	0-0	0-0
--Total Rushing Plays	16	26	TOUCHDOWNS	3	2
--Average gain per rushing play	3.5	3.6	--Rushing	0	1
--Tackles for a loss-number and yards	0-0	6-12	--Passing	3	1
NET YARDS PASSING	331	215	EXTRA POINTS Made-Attempts	1-3	2-2
--Times thrown - yards lost attempting to pass	3-26	1-5	--Kicking Made-Attempts	1-2	2-2
--Gross yards passing	357	220	--Rushing Made-Attempts	0-1	0-0
PASS ATTEMPTS-COMPLETIONS-HAD INTERCEPTED	38-25-1	37-23-0	FIELD GOALS Made-Attempts	0-1	2-2
--Avg gain per pass play (inc.# thrown passing)	8.1	5.7	RED ZONE EFFICIENCY	3-4-75%	2-3-67%
KICKOFFS Number-In End Zone-Touchbacks	4-2-2	5-4-3	GOAL TO GO EFFICIENCY	2-2-100%	1-1-100%
			SAFETIES	0	0
			FINAL SCORE	19	20
			TIME OF POSSESSION	28:20	31:40



***LAST WEEK'S  
PLAY-BY-PLAY***

# National Football League Game Summary

NFL Copyright © 2018 by The National Football League. All rights reserved. This summary and play-by-play is for the express purpose of assisting media in their coverage of the game; any other use of this material is prohibited without the written permission of the National Football League. Updated: 11/20/2018

Date: Sunday, 11/18/2018 **Carolina Panthers at Detroit Lions** Start Time: 1:03 PM EST  
at Ford Field, Detroit

## Game Day Weather

Temp: 69° F (20.6° C) Humidity: 70%,  
Outdoor Weather: 34 deg F, Winds NNW at 2mph, Humidity 91%,  
Played Indoors on Turf: Field Turf

## Officials

Referee: Martin, Clay (19) Umpire: Bryan, Fred (11) Down Judge: Short, Danny (113)  
Line Judge: Payne, Kent (79) Field Judge: Meslow, David (118) Side Judge: Monroe, Jonah (120)  
Back Judge: Wilson, Gregory (119) Replay Official: Sifferman, Tom (0)

## Lineups

Carolina Panthers				Detroit Lions			
Offense		Defense		Offense		Defense	
WR	17 D.Funchess	DE	97 M.Addison	WR	19 K.Golladay	DE	95 R.Okwara
LT	74 C.Clark	DT	99 K.Short	LT	68 T.Decker	DT	97 R.Jean Francois
LG	73 G.Van Roten	DT	95 D.Poe	LG	77 F.Ragnow	DT	98 D.Harrison
C	67 R.Kalil	DE	90 J.Peppers	C	60 G.Glasgow	OLB	42 D.Kennard
RG	70 T.Turner	LB	54 S.Thompson	RG	79 K.Wiggins	MLB	40 J.Davis
RT	72 T.Moton	MLB	59 L.Kuechly	RT	71 R.Wagner	OLB	52 C.Jones
TE	88 G.Olsen	WLB	58 T.Davis	TE	87 L.Toilolo	CB	38 M.Ford
WR	12 D.Moore	LCB	24 J.Bradberry	WR	13 T.Jones	CB	23 D.Slay
QB	1 C.Newton	RCB	26 D.Jackson	QB	9 M.Stafford	CB	24 N.Lawson
WR	13 J.Wright	SS	25 E.Reid	RB	33 K.Johnson	SS	28 Q.Diggs
RB	22 C.McCaffrey	FS	29 M.Adams	WR	12 B.Ellington	FS	27 G.Quin

## Substitutions

P 5 M.Palardy, QB 6 T.Heinicke, K 9 G.Gano, WR 10 C.Samuel, WR 18 D.Byrd, S 28 R.Gaulden, RB 34 C.Artis-Payne, CB 35 C.Elder, FB 40 A.Armah, CB 41 C.Munnerlyn, S 42 C.Jones, LS 44 J.Jansen, LB 53 B.Jacobs, LB 55 D.Mayo, LB 56 J.Carter, C 69 T.Larsen, T 71 M.Newhouse, TE 80 I.Thomas, TE 82 C.Manhertz, DE 91 B.Cox, DT 92 V.Butler, DT 93 K.Love, DE 96 W.Horton, DE 98 M.Haynes

## Substitutions

K 5 M.Prater, P 6 S.Martin, WR 17 A.Jones, RB 25 T.Riddick, CB 26 D.Shead, RB 29 L.Blount, CB 31 T.Tabor, S 32 T.Wilson, RB 34 Z.Zenner, S 35 M.Killebrew, FB 43 N.Bellore, LB 44 J.Reeves-Maybin, S 45 Ch.Washington, DB 47 T.Walker, LS 48 D.Muhlbach, LB 53 T.Bates, DE 61 K.Hyder, OL 65 T.Crosby, G 66 J.Dahl, TE 82 L.Willson, DL 93 D.Hand, DE 94 E.Ansah

## Did Not Play

## Did Not Play

QB 8 M.Cassel, LB 57 E.Harold

## Not Active

WR 11 T.Smith, RB 23 K.Barner, RB 38 T.Cadet, LB 57 A.Smith, G 63 B.Mahon, G 65 A.Silatolu, DE 94 E.Obada

## Not Active

WR 10 B.Powell, WR 11 M.Jones, LB 51 K.Sheppard, DE 55 E.Lee, OL 78 A.Donnal, TE 80 M.Roberts, DT 91 A.Robinson

## Field Goals (made ( ) & missed)

G.Gano		34LU	M.Prater		(54) (32)		
			1	2	3	4	OT
VISITOR:	Carolina Panthers		7	0	0	12	0
HOME:	Detroit Lions		7	3	3	7	0
							Total

## Scoring Plays

Team	Qtr	Time	Play Description (Extra Point) (Drive Info)	Visitor	Home
Panthers	1	9:27	G.Olsen 1 yd. pass from C.Newton (G.Gano kick) (10-90, 5:33)	7	0
Lions	1	2:36	K.Johnson 8 yd. run (M.Prater kick) (12-72, 6:51)	7	7
Lions	2	0:37	M.Prater 54 yd. Field Goal (10-48, 3:36)	7	10
Lions	3	3:47	M.Prater 32 yd. Field Goal (11-62, 5:24)	7	13
Panthers	4	9:23	C.Samuel 12 yd. pass from C.Newton (kick failed, wl) (10-92, 4:33)	13	13
Lions	4	5:13	K.Golladay 19 yd. pass from M.Stafford (M.Prater kick) (9-75, 4:10)	13	20
Panthers	4	1:07	D.Moore 8 yd. pass from C.Newton (pass failed) (6-75, 1:37)	19	20
Paid Attendance: 61,999				Time: 2:57	



**11/18/2018 at Ford Field**

## Carolina Panthers

PASSING	ATT	CMP	YDS	SK/YD	TD	LG	IN	RT
C.Newton	37	25	357	3/26	3	82	1	114.4
T.Heinicke	1	0	0	0/0	0	0	0	39.6
Total	38	25	357	3/26	3	82	1	111.4

INTERCEPTIONS	NO	YDS	AVG	LG	TD
Total	0	0	0	0	0

PUNT RETURNS	NO	YDS	AVG	FC	LG	TD
D.Byrd	1	-1	-1.0	1	-1	0
[DOWNED]	2	0	0.0	0	0	0
[OUT OF BOUNDS]	1	0	0.0	0	0	0
[TOUCHBACK]	1	0	0.0	0	0	0
Total	1	-1	-1.0	1	0	0

## Carolina Panthers

## Detroit Lions

[illegible]

Carolina Panthers vs Detroit Lions  
11/18/2018 at Ford Field

# Final Team Statistics

	Visitor Panthers	Home Lions
<b>TOTAL FIRST DOWNS</b>	20	20
By Rushing	4	9
By Passing	16	11
By Penalty	0	0
<b>THIRD DOWN EFFICIENCY</b>	5-11-45%	4-12-33%
<b>FOURTH DOWN EFFICIENCY</b>	0-0-0%	0-0-0%
<b>TOTAL NET YARDS</b>	387	309
Total Offensive Plays (inc. times thrown passing)	57	64
Average gain per offensive play	6.8	4.8
<b>NET YARDS RUSHING</b>	56	94
Total Rushing Plays	16	26
Average gain per rushing play	3.5	3.6
Tackles for a loss-number and yards	0-0	6-12
<b>NET YARDS PASSING</b>	331	215
Times thrown - yards lost attempting to pass	3-26	1-5
Gross yards passing	357	220
<b>PASS ATTEMPTS-COMPLETIONS-HAD INTERCEPTED</b>	38-25-1	37-23-0
Avg gain per pass play (inc.# thrown passing)	8.1	5.7
<b>KICKOFFS Number-In End Zone-Touchbacks</b>	4-2-2	5-4-3
<b>PUNTS Number and Average</b>	5-44.4	6-46.8
Had Blocked	0	0
<b>FGs - PATs Had Blocked</b>	0-0	0-0
<b>Net Punting Average</b>	42.4	43.7
<b>TOTAL RETURN YARDAGE (Not Including Kickoffs)</b>	-1	10
No. and Yards Punt Returns	1--1	1-10
No. and Yards Kickoff Returns	2-34	1-20
No. and Yards Interception Returns	0-0	1-0
<b>PENALTIES Number and Yards</b>	2-15	1-5
<b>FUMBLES Number and Lost</b>	0-0	0-0
<b>TOUCHDOWNS</b>	3	2
Rushing	0	1
Passing	3	1
<b>EXTRA POINTS Made-Attempts</b>	1-3	2-2
Kicking Made-Attempts	1-2	2-2
Passing Made-Attempts	0-1	0-0
<b>FIELD GOALS Made-Attempts</b>	0-1	2-2
<b>RED ZONE EFFICIENCY</b>	3-4-75%	2-3-67%
<b>GOAL TO GO EFFICIENCY</b>	2-2-100%	1-1-100%
<b>SAFETIES</b>	0	0
<b>FINAL SCORE</b>	19	20
<b>TIME OF POSSESSION</b>	28:20	31:40

Ball Possession And Drive Chart

Carolina Panthers												
#	Time Recd	Time Lost	Time Poss	How Ball Obtained	Drive Began	# Play	Yds Gain	Yds Pen	Net Yds	1st Down	Last Scrm	How Given Up
1	15:00	9:27	5:33	Kickoff	CAR 10	10	90	0	90	5	* DET 1	Touchdown
2	2:36	0:25	2:11	Kickoff	CAR 25	3	0	0	0	0	CAR 25	Punt
3	12:46	9:44	3:02	Punt	CAR 2	5	20	0	20	1	CAR 22	Punt
4	7:45	4:13	3:32	Punt	CAR 25	7	17	0	17	2	CAR 42	Punt
5	0:37	0:29	0:08	Kickoff	CAR 25	1	0	-5	-5	0	CAR 20	Interception
6	12:55	9:11	3:44	Punt	CAR 6	7	78	0	78	1	* DET 16	Missed FG
7	3:47	0:32	3:15	Kickoff	CAR 13	6	13	0	13	1	CAR 26	Punt
8	13:56	9:23	4:33	Punt	CAR 8	10	92	0	92	6	* DET 12	Touchdown
9	5:13	4:28	0:45	Kickoff	CAR 25	3	2	0	2	0	CAR 27	Punt
10	2:44	1:07	1:37	Punt	CAR 25	6	75	0	75	4	* DET 8	Touchdown
(164) Average CAR 16												

Detroit Lions												
#	Time Recd	Time Lost	Time Poss	How Ball Obtained	Drive Began	# Play	Yds Gain	Yds Pen	Net Yds	1st Down	Last Scrm	How Given Up
1	9:27	2:36	6:51	Kickoff	DET 28	12	72	0	72	6	* CAR 8	Touchdown
2	0:25	12:46	2:39	Punt	DET 30	5	13	0	13	1	DET 43	Punt
3	9:44	7:45	1:59	Punt	DET 31	3	-4	0	-4	0	DET 27	Punt
4	4:13	0:37	3:36	Punt	DET 16	10	48	0	48	4	CAR 36	Field Goal
5	0:29	0:00	0:29	Interception	DET 47	3	0	0	0	0	DET 47	Punt
6	15:00	12:55	2:05	Kickoff	DET 25	4	32	0	32	1	CAR 43	Punt
7	9:11	3:47	5:24	Missed FG	DET 24	11	62	0	62	4	* CAR 14	Field Goal
8	0:32	13:56	1:36	Punt	DET 48	4	12	-5	7	1	CAR 45	Punt
9	9:23	5:13	4:10	Kickoff	DET 25	9	75	0	75	3	* CAR 19	Touchdown
10	4:28	2:44	1:44	Punt	DET 21	3	2	0	2	0	DET 23	Punt
11	1:07	0:00	1:07	Kickoff	CAR 44	2	-3	0	-3	0	CAR 46	End of Game
(351) Average DET 32												

\* inside opponent's 20

Time of Possession by Quarter		1st	2nd	3rd	4th	OT	Total
Visitor	Carolina Panthers	7:44	6:42	6:59	6:55		28:20
Home	Detroit Lions	7:16	8:18	8:01	8:05		31:40
Kickoff Drive No.-Start Average		Panthers: 5 - CAR 20			Lions: 3 - DET 26		

## Final Defensive Statistics

**TKL = Tackle AST = Assist COMB = Combined QH=QB Hit IN = Interception PD = Pass Defense FF = Forced Fumble FR = Fumble Recovery**

Detroit Lions	Regular Defensive Plays												Special Teams					Misc			
	TKL	AST	COMB	SK	/ YDS	TFL	QH	IN	PD	FF	FR	TKL	AST	FF	FR	BL	TKL	AST	FF	FR	
J.Davis	6	0	6	1	12	1	1	0	0	0	0	0	0	0	0	0	0	0	0	0	
N.Lawson	5	0	5	0	0	0	0	0	1	0	0	0	0	0	0	0	0	0	0	0	
C.Jones	4	0	4	0	0	0	0	0	1	0	0	0	0	0	0	0	0	0	0	0	
T.Wilson	4	0	4	0	0	0	0	0	0	0	0	0	0	0	0	0	0	0	0	0	
D.Kennard	3	1	4	1	5	1	1	0	0	0	0	0	0	0	0	0	0	0	0	0	
D.Slay	3	1	4	0	0	0	0	0	2	0	0	0	0	0	0	0	0	0	0	0	
D.Harrison	2	1	3	0	0	0	0	0	1	0	0	0	0	0	0	0	0	0	0	0	
M.Ford	2	0	2	0	0	0	0	0	0	0	0	0	0	0	0	0	0	0	0	0	
Q.Diggs	2	0	2	0	0	0	0	0	0	0	0	0	0	0	0	0	0	0	0	0	
R.Jean Francois	2	0	2	0	0	0	0	0	0	0	0	0	0	0	0	0	0	0	0	0	
E.Ansah	1	1	2	1	9	1	2	0	0	0	0	0	0	0	0	0	0	0	0	0	
T.Walker	1	0	1	0	0	0	0	1	1	0	0	0	0	0	0	0	0	0	0	0	
G.Quin	1	0	1	0	0	0	0	0	0	0	0	0	0	0	0	0	0	0	0	0	
D.Hand	1	0	1	0	0	0	0	0	0	0	0	0	0	0	0	0	0	0	0	0	
R.Okwara	1	0	1	0	0	0	0	0	0	0	0	0	0	0	0	0	0	0	0	0	
T.Tabor	1	0	1	0	0	0	0	0	0	0	0	0	0	0	0	0	0	0	0	0	
N.Bellore	0	0	0	0	0	0	0	0	0	0	0	0	1	0	0	0	0	0	0	0	
T.Bates	0	0	0	0	0	0	0	0	0	0	0	0	1	0	0	0	0	0	0	0	
Ch.Washington	0	0	0	0	0	0	0	0	0	0	0	0	1	0	0	0	0	0	0	0	
Total	39	4	43	3	26	3	4	1	6	0	0	0	3	0	0	0	0	0	0	0	

Carolina Panthers vs Detroit Lions  
11/18/2018 at Ford Field

First Half Summary

PERIOD SCORES			TIME OF POSSESSION		
Panthers	7	0 = 7	Panthers	14:26	
Lions	7	3 = 10	Lions	15:34	

Scoring Plays					
Team	Qtr	Time	Play Description (Extra Point) (Drive Info)	Visitor	Home
Panthers	1	9:27	G.Olsen 1 yd. pass from C.Newton (G.Gano kick) (10-90, 5:33)	7	0
Lions	1	2:36	K.Johnson 8 yd. run (M.Prater kick) (12-72, 6:51)	7	7
Lions	2	0:37	M.Prater 54 yd. Field Goal (10-48, 3:36)	7	10

			Carolina Panthers	Detroit Lions
TOTAL FIRST DOWNS			8	11
First Downs Rushing-Passing-by Penalty			2 - 6 - 0	8 - 3 - 0
THIRD DOWN EFFICIENCY			2-5-40%	1-5-20%
TOTAL NET YARDS			127	129
Total Offensive Plays			26	32
NET YARDS RUSHING			38	65
NET YARDS PASSING			89	64
Gross Yards Passing			103	64
Times thrown-yards lost attempting to pass			2-14	0-0
Pass Attempts-Completions-Had Intercepted			14 - 9 - 1	20 - 13 - 0
Punts-Number and Average			3 - 44.7	3 - 51.7
Penalties-Number and Yards			2 - 15	0 - 0
Fumbles-Number and Lost			0 - 0	0 - 0
Red Zone Efficiency			1-1-100%	1-1-100%
Average Drive Start			CAR 17	DET 30

Carolina Panthers										Detroit Lions									
RUSHING										RUSHING									
	ATT	YDS	AVG	LG	TD						ATT	YDS	AVG	LG	TD				
C.McCaffrey	7	35	5.0	10	0					K.Johnson	10	64	6.4	14	1				
C.Newton	2	2	1.0	2	0					L.Blount	2	1	0.5	3	0				
C.Artis-Payne	1	1	1.0	1	0														
Total	10	38	3.8	10	0					Total	12	65	5.4	14	1				
PASSING										PASSING									
	ATT	CMP	YDS	SK/YD	TD	LG	IN	RT			ATT	CMP	YDS	SK/YD	TD	LG	IN	RT	
C.Newton	14	9	103	2/14	1	29	1	80.4		M.Stafford	20	13	64	0/0	0	13	0	69.6	
Total	14	9	103	2/14	1	29	1	80.4		Total	20	13	64	0/0	0	13	0	69.6	
PASS RECEIVING										PASS RECEIVING									
	TAR	REC	YDS	AVG	LG	TD					TAR	REC	YDS	AVG	LG	TD			
D.Moore	4	4	57	14.3	29	0				K.Golladay	7	4	34	8.5	13	0			
J.Wright	2	2	19	9.5	14	0				T.Riddick	3	3	-5	-1.7	2	0			
D.Funchess	4	1	23	23.0	23	0				B.Ellington	4	2	10	5.0	10	0			
C.McCaffrey	1	1	3	3.0	3	0				K.Johnson	2	2	10	5.0	7	0			
G.Olsen	1	1	1	1.0	1	1				L.Toilolo	1	1	13	13.0	13	0			
C.Samuel	2	0	0	0.0	0	0				T.Jones	1	1	2	2.0	2	0			
										L.Willson	1	0	0	0.0	0	0			
Total	14	9	103	11.4	29	1				Total	19	13	64	4.9	13	0			

Carolina Panthers	Regular Defensive Plays												Special Teams					Misc			
	TKL	AST	COMB	SK	/	YDS	TFL	Q	IN	PD	FF	FR	TKL	AST	FF	FR	BL	TKL	AST	FF	FR
L.Kuechly	4	4	8	0		0	1	0	0	0	0	0	0	0	0	0	0	0	0	0	0
T.Davis	4	1	5	0		0	0	0	0	0	0	0	0	0	0	0	0	0	0	0	0
M.Adams	2	2	4	0		0	0	0	0	0	0	0	0	0	0	0	0	0	0	0	0
S.Thompson	2	2	4	0		0	0	0	0	0	0	0	0	0	0	0	0	0	0	0	0
Total	12	9	21	0		0	1	0	0	0	0	0	0	0	0	0	0	0	0	0	0

**11/18/2018 at Ford Field**[illegible]

Play By Play

First Quarter

11/18/2018

DET wins the coin toss and elects to defer. CAR elects to Receive, and DET elects to defend the west goal.

S.Martin kicks 67 yards from DET 35 to CAR -2. D.Byrd to CAR 20 for 22 yards (N.Bellore).

PENALTY on CAR-J.Carter, Offensive Holding, 10 yards, enforced at CAR 20.

Carolina Panthers at 15:00, (1st play from scrimmage 14:55)

1-10-CAR 10	(14:55) C.McCaffrey left end pushed ob at CAR 14 for 4 yards (D.Slay).	
2-6-CAR 14	(14:19) (Shotgun) C.Artis-Payne up the middle to CAR 15 for 1 yard (J.Davis).	
3-5-CAR 15	(13:33) (Shotgun) C.Newton pass short right to J.Wright pushed ob at CAR 29 for 14 yards (N.Lawson).	P1
<u>1-10-CAR 29</u>	(12:59) (Shotgun) C.Newton pass short middle to D.Moore to CAR 42 for 13 yards (M.Ford).	P2
<u>1-10-CAR 42</u>	(12:23) (Shotgun) C.Newton pass deep middle to D.Funchess to DET 35 for 23 yards (G.Quin).	P3
<u>1-10-DET 35</u>	(11:45) (Shotgun) C.Newton scrambles right end pushed ob at DET 33 for 2 yards (C.Jones).	
2-8-DET 33	(11:05) (Shotgun) C.Newton pass short middle to D.Moore to DET 4 for 29 yards (Q.Diggs).	P4
<u>1-4-DET 4</u>	(10:18) (Shotgun) C.Newton pass incomplete short left to D.Funchess.	
2-4-DET 4	(10:14) (Shotgun) C.McCaffrey up the middle to DET 1 for 3 yards (D.Harrison).	
3-1-DET 1	(9:31) <b>M.Newhouse reported in as eligible. C.Newton pass short left to G.Olsen for 1 yard, TOUCHDOWN.</b>	P5
G.Gano extra point is GOOD, Center-J.Jansen, Holder-M.Palardy.		

CAR 7 DET 0, 10 plays, 90 yards, 5:33 drive, 5:33 elapsed

G.Gano kicks 57 yards from CAR 35 to DET 8. L.Willson to DET 28 for 20 yards (R.Gaulden).

Detroit Lions at 9:27, (1st play from scrimmage 9:20)

1-10-DET 28	(9:20) (Shotgun) M.Stafford pass short left to K.Golladay to DET 37 for 9 yards (J.Bradberry).	
2-1-DET 37	(8:47) (Shotgun) K.Johnson left end to DET 39 for 2 yards (J.Peppers, S.Thompson).	R1
<u>1-10-DET 39</u>	(8:25) (No Huddle, Shotgun) M.Stafford pass short right to K.Johnson pushed ob at DET 42 for 3 yards (L.Kuechly).	
2-7-DET 42	(7:58) K.Johnson left tackle to 50 for 8 yards (L.Kuechly; M.Adams).	R2
<u>1-10-50</u>	(7:13) (Shotgun) M.Stafford pass short left to T.Jones to CAR 48 for 2 yards (E.Reid).	
2-8-CAR 48	(6:35) K.Johnson up the middle to CAR 37 for 11 yards (L.Kuechly; M.Adams).	R3
<u>1-10-CAR 37</u>	(5:57) (Shotgun) M.Stafford pass short left to B.Ellington to CAR 37 for no gain (L.Kuechly).	
2-10-CAR 37	(5:15) L.Blount left end to CAR 34 for 3 yards (T.Davis).	
3-7-CAR 34	(4:31) (Shotgun) M.Stafford pass short left to K.Golladay ran ob at CAR 21 for 13 yards (M.Adams).	P4
<u>1-10-CAR 21</u>	(3:54) K.Johnson left tackle to CAR 20 for 1 yard (M.Adams).	
2-9-CAR 20	(3:17) K.Johnson right end pushed ob at CAR 8 for 12 yards (E.Reid).	R5
<u>1-8-CAR 8</u>	(2:42) <b>K.Johnson left end for 8 yards, TOUCHDOWN.</b>	R6
M.Prater extra point is GOOD, Center-D.Muhlbach, Holder-S.Martin.		

CAR 7 DET 7, 12 plays, 72 yards, 6:51 drive, 12:24 elapsed

S.Martin kicks 65 yards from DET 35 to end zone, Touchback.

Carolina Panthers at 2:36

1-10-CAR 25	(2:36) (Shotgun) C.McCaffrey up the middle to CAR 30 for 5 yards (D.Kennard).
2-5-CAR 30	(2:01) (Shotgun) C.Newton up the middle to CAR 30 for no gain (D.Hand).
3-5-CAR 30	(1:20) (Shotgun) C.Newton sacked at CAR 25 for -5 yards (D.Kennard).
4-10-CAR 25	(:33) M.Palardy punts 45 yards to DET 30, Center-J.Jansen, fair catch by B.Ellington.

Detroit Lions at 0:25

1-10-DET 30	(:25) M.Stafford pass incomplete short right. Ball thrown away.	
2-10-DET 30	(:21) (Shotgun) M.Stafford pass short middle to B.Ellington to DET 40 for 10 yards (S.Thompson).	P7

END OF QUARTER

	Score	Time	First Downs				Efficiencies	
		Poss	R	P	X	T	3 Down	4 Down
Carolina Panthers	7	7:44	0	5	0	5	2/3	0/0
Detroit Lions	7	7:16	5	2	0	7	1/1	0/0

## Play By Play

## Second Quarter

11/18/2018

Detroit Lions continued.

- 1-10-DET 40 (15:00) K.Johnson right end to DET 39 for -1 yards (M.Addison; T.Davis).  
 2-11-DET 39 (14:28) (Shotgun) M.Stafford pass short right to T.Riddick to DET 36 for -3 yards (L.Kuechly).  
 3-14-DET 36 (13:46) (Shotgun) M.Stafford pass short left to K.Golladay to DET 43 for 7 yards (T.Davis).  
 4-7-DET 43 (13:00) S.Martin punts 55 yards to CAR 2, Center-D.Muhlbach, downed by DET-T.Wilson.

## Carolina Panthers at 12:46

- 1-10-CAR 2 (12:46) M.Newhouse reported in as eligible. C.McCaffrey left tackle to CAR 4 for 2 yards (D.Harrison).  
 2-8-CAR 4 (12:06) (Shotgun) C.Newton pass short right to D.Moore to CAR 14 for 10 yards (J.Davis).  
1-10-CAR 14 (11:26) (Shotgun) C.Newton pass short middle to J.Wright to CAR 19 for 5 yards (J.Davis).  
 2-5-CAR 19 (10:45) C.Newton pass short left to C.McCaffrey to CAR 22 for 3 yards (R.Jean Francois).  
 3-2-CAR 22 (10:00) (Shotgun) C.Newton pass incomplete deep left to D.Funchess (D.Slay).  
 4-2-CAR 22 (9:53) M.Palardy punts 47 yards to DET 31, Center-J.Jansen, fair catch by B.Ellington.

P6

## Detroit Lions at 9:44

- 1-10-DET 31 (9:44) (Shotgun) M.Stafford pass short left to T.Riddick to DET 33 for 2 yards (S.Thompson).  
 2-8-DET 33 (9:14) L.Blount right tackle to DET 31 for -2 yards (L.Kuechly; B.Cox).  
 3-10-DET 31 (8:32) (Shotgun) M.Stafford pass short left to T.Riddick to DET 27 for -4 yards (M.Addison).  
 4-14-DET 27 (7:54) S.Martin punts 47 yards to CAR 26, Center-D.Muhlbach. D.Byrd to CAR 25 for -1 yards (T.Bates).

## Carolina Panthers at 7:45

- 1-10-CAR 25 (7:45) (Shotgun) C.Newton pass incomplete deep left to D.Funchess.  
 2-10-CAR 25 (7:38) C.McCaffrey left tackle to CAR 35 for 10 yards (J.Davis).  
1-10-CAR 35 (7:00) (Shotgun) C.Newton pass short left to D.Moore to CAR 40 for 5 yards (N.Lawson).  
 2-5-CAR 40 (6:22) (Shotgun) C.McCaffrey right end to CAR 48 for 8 yards (J.Davis).  
1-10-CAR 48 (5:43) (Shotgun) C.Newton pass incomplete short left to C.Samuel.  
 2-10-CAR 48 (5:37) (Shotgun) C.McCaffrey up the middle to DET 49 for 3 yards (T.Wilson).  
 3-7-DET 49 (4:55) (Shotgun) C.Newton sacked at CAR 42 for -9 yards (E.Ansah).  
 4-16-CAR 42 (4:17) M.Palardy punts 42 yards to DET 16, Center-J.Jansen, fair catch by B.Ellington.

R7

R8

## Detroit Lions at 4:13

- 1-10-DET 16 (4:13) K.Johnson up the middle pushed ob at DET 30 for 14 yards (T.Davis).  
1-10-DET 30 (3:38) (Shotgun) M.Stafford pass short left to K.Golladay to DET 35 for 5 yards (J.Bradberry). CAR-D.Jackson was injured during the play.  
 2-5-DET 35 (3:09) K.Johnson right tackle to DET 40 for 5 yards (E.Reid).  
1-10-DET 40 (2:30) M.Stafford pass short left to K.Johnson to DET 47 for 7 yards (L.Kuechly).

R8

R9

## Two-Minute Warning

- 2-3-DET 47 (2:00) (Shotgun) K.Johnson up the middle to CAR 49 for 4 yards (T.Davis).  
1-10-CAR 49 (1:27) (Shotgun) M.Stafford pass short left to L.Toilolo to CAR 36 for 13 yards (L.Kuechly; S.Thompson).  
1-10-CAR 36 (:52) (Shotgun) M.Stafford pass incomplete deep left to K.Golladay.  
 2-10-CAR 36 (:47) (Shotgun) M.Stafford pass short middle to L.Willson to CAR 34 for 2 yards (L.Kuechly).  
 The Replay Official reviewed the pass completion ruling, and the play was REVERSED.  
 (Shotgun) M.Stafford pass incomplete short middle to L.Willson.  
 3-10-CAR 36 (:45) (Shotgun) M.Stafford pass incomplete short left to K.Golladay.  
 4-10-CAR 36 (:42) **M.Prater 54 yard field goal is GOOD, Center-D.Muhlbach, Holder-S.Martin.**

R10

P11

CAR 7 DET 10, 10 plays, 48 yards, 3:36 drive, 14:23 elapsed

S.Martin kicks 65 yards from DET 35 to end zone, Touchback.

## Carolina Panthers at 0:37

- 1-10-CAR 25 (:37) (Shotgun) *PENALTY on CAR-T.Turner, False Start, 5 yards, enforced at CAR 25 - No Play.*  
 1-15-CAR 20 (:37) (Shotgun) C.Newton pass deep left intended for C.Samuel INTERCEPTED by T.Walker at DET 47. T.Walker to DET 47 for no gain (C.Samuel).

## Detroit Lions at 0:29

- 1-10-DET 47 (:29) (Shotgun) M.Stafford pass incomplete short left to B.Ellington.  
 2-10-DET 47 (:25) (Shotgun) M.Stafford pass incomplete deep left to B.Ellington (C.Munnerlyn).  
*Penalty on CAR-C.Munnerlyn, Defensive Pass Interference, offsetting, enforced at DET 47 - No Play.*  
*Penalty on DET-T.Jones, Offensive Pass Interference, offsetting.*  
 2-10-DET 47 (:19) (Shotgun) M.Stafford pass incomplete deep right to K.Golladay.  
 3-10-DET 47 (:13) (Shotgun) M.Stafford pass incomplete short middle to B.Ellington (E.Reid). DET-B.Ellington was injured during the play.



Carolina Panthers vs Detroit Lions at Ford Field

4-10-DET 47 (:07) S.Martin punts 53 yards to end zone, Center-D.Muhlbach, Touchback.

END OF QUARTER

	Score	Time Poss	First Downs				Efficiencies	
			R	P	X	T	3 Down	4 Down
Carolina Panthers	7	6:42	2	1	0	3	0/2	0/0
Detroit Lions	10	8:18	3	1	0	4	0/4	0/0

## Play By Play

## Third Quarter

11/18/2018

DET elects to Receive, and CAR elects to defend the West goal.

G.Gano kicks 65 yards from CAR 35 to end zone, Touchback.

## Detroit Lions at 15:00

1-10-DET 25	(15:00) K.Johnson up the middle ran ob at DET 49 for 24 yards (E.Reid).	R12
<u>1-10-DET 49</u>	(14:25) K.Johnson left end to DET 48 for -1 yards (M.Addison).	
2-11-DET 48	(13:45) M.Stafford pass incomplete short right to K.Golladay.	
3-11-DET 48	(13:40) (Shotgun) M.Stafford scrambles right end pushed ob at CAR 43 for 9 yards (M.Haynes).	
4-2-CAR 43	(13:06) S.Martin punts 37 yards to CAR 6, Center-D.Muhlbach, downed by DET-M.Killebrew.	

## Carolina Panthers at 12:55

1-10-CAR 6	(12:55) C.McCaffrey right end to CAR 6 for no gain (D.Kennard).	
2-10-CAR 6	(12:13) (Shotgun) C.Newton pass incomplete short middle to G.Olsen (C.Jones, N.Lawson).	
3-10-CAR 6	(12:09) (Shotgun) C.Newton pass short left to D.Moore to DET 12 for 82 yards (D.Slay). DET-D.Slay was injured during the play.	P9
<u>1-10-DET 12</u>	(11:21) (Shotgun) C.McCaffrey up the middle pushed ob at DET 9 for 3 yards (N.Lawson).	
2-7-DET 9	(10:39) (Shotgun) C.McCaffrey up the middle to DET 4 for 5 yards (R.Jean Francois).	
3-2-DET 4	(9:59) (Shotgun) C.Newton sacked at DET 16 for -12 yards (J.Davis).	
4-14-DET 16	(9:16) G.Gano 34 yard field goal is No Good, Hit Left Upright, Center-J.Jansen, Holder-M.Palardy.	

## Detroit Lions at 9:11

1-10-DET 24	(9:11) K.Johnson left end to DET 24 for no gain (K.Short). DET-N.Bellore was injured during the play.	
2-10-DET 24	(8:34) (Shotgun) M.Stafford pass short middle to K.Golladay ran ob at DET 37 for 13 yards (M.Adams).	P13
<u>1-10-DET 37</u>	(7:59) M.Stafford pass short left to B.Ellington ran ob at DET 48 for 11 yards (D.Jackson).	P14
<u>1-10-DET 48</u>	(7:29) L.Blount right tackle to DET 47 for -1 yards (M.Adams).	
2-11-DET 47	(6:53) (Shotgun) M.Stafford pass short middle to T.Riddick to CAR 35 for 18 yards (E.Reid).	P15
<u>1-10-CAR 35</u>	(6:10) K.Johnson left end to CAR 38 for -3 yards (B.Cox).	
2-13-CAR 38	(5:31) (Shotgun) M.Stafford pass short right to B.Ellington to CAR 17 for 21 yards (L.Kuechly).	P16
<u>1-10-CAR 17</u>	(4:42) (Shotgun) M.Stafford pass incomplete short left to K.Golladay.	
2-10-CAR 17	(4:39) K.Johnson right end to CAR 14 for 3 yards (M.Adams). DET-L.Willson was injured during the play.	
3-7-CAR 14	(3:58) (Shotgun) M.Stafford pass incomplete short right. Ball thrown away.	
4-7-CAR 14	<b>(3:51) M.Prater 32 yard field goal is GOOD, Center-D.Muhlbach, Holder-S.Martin.</b>	

CAR 7 DET 13, 11 plays, 62 yards, 5:24 drive, 11:13 elapsed

S.Martin kicks 64 yards from DET 35 to CAR 1. D.Byrd to CAR 13 for 12 yards (Ch.Washington).

## Carolina Panthers at 3:47, (1st play from scrimmage 3:42)

1-10-CAR 13	(3:42) (Shotgun) C.Newton pass short right to C.McCaffrey to CAR 20 for 7 yards (D.Slay; D.Kennard).	
2-3-CAR 20	(3:07) C.McCaffrey up the middle to CAR 22 for 2 yards (C.Jones).	
3-1-CAR 22	(2:24) (Shotgun) C.McCaffrey left tackle to CAR 24 for 2 yards (D.Harrison; E.Ansah).	R10
<u>1-10-CAR 24</u>	(1:44) (Shotgun) C.Newton pass short left to C.McCaffrey to CAR 26 for 2 yards (N.Lawson).	
2-8-CAR 26	(:58) (Shotgun) C.Newton pass incomplete short middle to C.McCaffrey (D.Harrison) [E.Ansah]. CAR-C.Newton was injured during the play. His return is Probable.	
3-8-CAR 26	(:52) (Shotgun) T.Heinicke pass incomplete short left to D.Funchess (D.Slay).	
4-8-CAR 26	(:47) M.Palardy punts 36 yards to DET 38, Center-J.Jansen. T.Jones to DET 48 for 10 yards (B.Jacobs; C.Jones).	

## Detroit Lions at 0:32

1-10-DET 48	(:32) (Shotgun) M.Stafford pass short left to K.Golladay to CAR 41 for 11 yards (J.Bradberry).	P17
-------------	--	-----

## END OF QUARTER

	Score	Time Poss	First Downs				Efficiencies	
			R	P	X	T	3 Down	4 Down
Carolina Panthers	7	6:59	1	1	0	2	2/4	0/0
Detroit Lions	13	8:01	1	5	0	6	0/2	0/0

## Play By Play

## Fourth Quarter

11/18/2018

Detroit Lions continued.

- 1-10-CAR 41 (15:00) L.Blount left tackle to CAR 40 for 1 yard (S.Thompson).
- 2-9-CAR 40 (14:16) (Shotgun) M.Stafford pass incomplete short middle to T.Riddick.
- 3-9-CAR 40 (14:10) (Shotgun) M.Stafford pass incomplete short right to B.Ellington.
- 4-9-CAR 40 (14:03) (Field Goal formation) **PENALTY on DET, Delay of Game, 5 yards, enforced at CAR 40 - No Play.**
- 4-14-CAR 45 (14:03) S.Martin punts 37 yards to CAR 8, Center-D.Muhlbach, fair catch by D.Byrd.

## Carolina Panthers at 13:56

- 1-10-CAR 8 (13:56) (Shotgun) C.Newton pass short left to C.Samuel to CAR 9 for 1 yard (T.Wilson).
- 2-9-CAR 9 (13:18) (Shotgun) C.Newton pass incomplete short left to D.Funchess.
- 3-9-CAR 9 (13:13) (Shotgun) C.Newton pass deep left to D.Funchess to CAR 25 for 16 yards (D.Slay). P11
- 1-10-CAR 25 (12:43) (No Huddle, Shotgun) C.Newton pass short right to C.Samuel pushed ob at CAR 42 for 17 yards (M.Ford). P12
- 1-10-CAR 42 (12:17) (No Huddle, Shotgun) C.Newton pass short middle to G.Olsen to 50 for 8 yards (C.Jones).
- 2-2-50 (11:48) (No Huddle, Shotgun) C.McCaffrey right tackle to DET 44 for 6 yards (R.Okwara). R13
- 1-10-DET 44 (11:20) (No Huddle, Shotgun) C.Newton pass short right to D.Moore pushed ob at DET 34 for 10 yards (C.Jones). P14
- 1-10-DET 34 (10:45) (Shotgun) C.Newton pass short right to C.McCaffrey to DET 25 for 9 yards (T.Wilson).
- 2-1-DET 25 (10:08) (No Huddle, Shotgun) C.Newton pass short middle to C.Samuel to DET 12 for 13 yards (T.Tabor). P15
- 1-10-DET 12 (9:29) (Shotgun) **C.Newton pass short right to C.Samuel for 12 yards, TOUCHDOWN.** P16
- G.Gano extra point is No Good, Wide Left, Center-J.Jansen, Holder-M.Palardy.

CAR 13 DET 13, 10 plays, 92 yards, 4:33 drive, 5:37 elapsed

G.Gano kicks 65 yards from CAR 35 to end zone, Touchback.

## Detroit Lions at 9:23

- 1-10-DET 25 (9:23) L.Blount left end to DET 25 for no gain (L.Kuechly).
- 2-10-DET 25 (8:45) (Shotgun) M.Stafford pass short left to B.Ellington pushed ob at DET 33 for 8 yards (C.Munnerlyn).
- 3-2-DET 33 (8:08) (Shotgun) M.Stafford pass short middle to T.Riddick to 50 for 17 yards (M.Adams). P18
- 1-10-50 (7:26) M.Stafford sacked at DET 45 for -5 yards (J.Peppers).
- 2-15-DET 45 (6:42) (Shotgun) M.Stafford pass incomplete short middle to T.Riddick (K.Short).
- Penalty on DET-L.Toilolo, Illegal Formation, declined.*
- 3-15-DET 45 (6:37) (Shotgun) M.Stafford pass deep right to K.Golladay to CAR 19 for 36 yards (J.Bradberry). P19
- Penalty on CAR-J.Bradberry, Defensive Holding, declined.*
- 1-10-CAR 19 (6:06) (Shotgun) T.Riddick right end to CAR 19 for no gain (K.Short).
- 2-10-CAR 19 (5:24) (Shotgun) M.Stafford pass incomplete deep right to K.Golladay.
- 3-10-CAR 19 (5:19) (Shotgun) **M.Stafford pass deep right to K.Golladay for 19 yards, TOUCHDOWN.** P20
- The Replay Official reviewed the pass completion ruling, and the play was Upheld. The ruling on the field was confirmed.**
- M.Prater extra point is GOOD, Center-D.Muhlbach, Holder-S.Martin.

CAR 13 DET 20, 9 plays, 75 yards, 4:10 drive, 9:47 elapsed

S.Martin kicks 65 yards from DET 35 to end zone, Touchback.

## Carolina Panthers at 5:13

- 1-10-CAR 25 (5:13) (Shotgun) C.Newton pass short left to C.McCaffrey to CAR 27 for 2 yards (Q.Diggs).
- 2-8-CAR 27 (4:46) (No Huddle, Shotgun) C.Newton pass incomplete short right to D.Moore.
- 3-8-CAR 27 (4:42) (Shotgun) C.Newton pass incomplete deep right to D.Funchess.
- 4-8-CAR 27 (4:37) M.Palardy punts 52 yards to DET 21, Center-J.Jansen, fair catch by T.Jones.

## Detroit Lions at 4:28

- 1-10-DET 21 (4:28) L.Blount up the middle to DET 25 for 4 yards (M.Adams; B.Cox).
- 2-6-DET 25 (3:44) L.Blount left end to DET 21 for -4 yards (L.Kuechly).
- Timeout #1 by CAR at 03:40.
- 3-10-DET 21 (3:40) (Shotgun) M.Stafford pass short middle to B.Ellington to DET 23 for 2 yards (T.Davis).
- 4-8-DET 23 (2:58) S.Martin punts 52 yards to CAR 25, Center-D.Muhlbach, out of bounds.

## Carolina Panthers at 2:44

- 1-10-CAR 25 (2:44) (Shotgun) C.Newton pass deep right to C.McCaffrey to DET 41 for 34 yards (T.Walker). P17
- 1-10-DET 41 (2:13) (No Huddle, Shotgun) C.Newton pass incomplete short left to C.McCaffrey.
- 2-10-DET 41 (2:07) (Shotgun) C.Newton pass short right to C.Samuel to DET 29 for 12 yards (N.Lawson). P18

Carolina Panthers vs Detroit Lions at Ford Field

Two-Minute Warning

<u>1-10-DET 29</u>	(2:00) (Shotgun) C.Newton pass incomplete short right.	
2-10-DET 29	(1:56) (Shotgun) C.Newton pass short middle to J.Wright to DET 8 for 21 yards (T.Wilson).	P19
<u>1-8-DET 8</u>	<b>(1:14) (Shotgun) C.Newton pass short right to D.Moore for 8 yards, TOUCHDOWN.</b>	P20
	Timeout #2 by CAR at 01:07.	
	(Pass formation) TWO-POINT CONVERSION ATTEMPT. C.Newton pass to J.Wright is incomplete. ATTEMPT FAILS.	
	Timeout #1 by DET at 01:07.	

CAR 19 DET 20, 6 plays, 75 yards, 1:37 drive, 13:53 elapsed

G.Gano kicks onside 9 yards from CAR 35 to CAR 44. Z.Zenner (didn't try to advance) to CAR 44 for no gain (S.Thompson).

Detroit Lions at 1:07, (1st play from scrimmage 1:06)

1-10-CAR 44	(1:06) M.Stafford kneels to CAR 46 for -2 yards.
2-12-CAR 46	(:33) M.Stafford kneels to CAR 47 for -1 yards.

END OF QUARTER

	Score	Time Poss	First Downs				Efficiencies	
			R	P	X	T	3 Down	4 Down
Carolina Panthers	19	6:55	1	9	0	10	1/2	0/0
Detroit Lions	20	8:05	0	3	0	3	3/5	0/0

# Miscellaneous Statistics Report

Carolina Panthers vs Detroit Lions

11/18/2018 at Ford Field

## Ten Longest Plays for Carolina Panthers

Yards	Qtr	Play Start	Play Description
82	3	3-10-CAR 6	(12:09) (Shotgun) C.Newton pass short left to D.Moore to DET 12 for 82 yards (D.Slay). DET-D.Slay was injured during the play.
34	4	1-10-CAR 25	(2:44) (Shotgun) C.Newton pass deep right to C.McCaffrey to DET 41 for 34 yards (T.Walker).
29	1	2-8-DET 33	(11:05) (Shotgun) C.Newton pass short middle to D.Moore to DET 4 for 29 yards (Q.Diggs).
23	1	1-10-CAR 42	(12:23) (Shotgun) C.Newton pass deep middle to D.Funchess to DET 35 for 23 yards (G.Quin).
21	4	2-10-DET 29	(1:56) (Shotgun) C.Newton pass short middle to J.Wright to DET 8 for 21 yards (T.Wilson).
17	4	1-10-CAR 25	(12:43) (No Huddle, Shotgun) C.Newton pass short right to C.Samuel pushed ob at CAR 42 for 17 yards (M.Ford).
16	4	3-9-CAR 9	(13:13) (Shotgun) C.Newton pass deep left to D.Funchess to CAR 25 for 16 yards (D.Slay).
14	1	3-5-CAR 15	(13:33) (Shotgun) C.Newton pass short right to J.Wright pushed ob at CAR 29 for 14 yards (N.Lawson).
13	1	1-10-CAR 29	(12:59) (Shotgun) C.Newton pass short middle to D.Moore to CAR 42 for 13 yards (M.Ford).
13	4	2-1-DET 25	(10:08) (No Huddle, Shotgun) C.Newton pass short middle to C.Samuel to DET 12 for 13 yards (T.Tabor).

## Ten Longest Plays for Detroit Lions

Yards	Qtr	Play Start	Play Description
36	4	3-15-DET 45	(6:37) (Shotgun) M.Stafford pass deep right to K.Golladay to CAR 19 for 36 yards (J.Bradberry).
24	3	1-10-DET 25	(15:00) K.Johnson up the middle ran ob at DET 49 for 24 yards (E.Reid).
21	3	2-13-CAR 38	(5:31) (Shotgun) M.Stafford pass short right to B.Ellington to CAR 17 for 21 yards (L.Kuechly).
19	4	3-10-CAR 19	(5:19) (Shotgun) M.Stafford pass deep right to K.Golladay for 19 yards, TOUCHDOWN.
18	3	2-11-DET 47	(6:53) (Shotgun) M.Stafford pass short middle to T.Riddick to CAR 35 for 18 yards (E.Reid).
17	4	3-2-DET 33	(8:08) (Shotgun) M.Stafford pass short middle to T.Riddick to 50 for 17 yards (M.Adams).
14	2	1-10-DET 16	(4:13) K.Johnson up the middle pushed ob at DET 30 for 14 yards (T.Davis).
13	1	3-7-CAR 34	(4:31) (Shotgun) M.Stafford pass short left to K.Golladay ran ob at CAR 21 for 13 yards (M.Adams).
13	2	1-10-CAR 49	(1:27) (Shotgun) M.Stafford pass short left to L.Toilolo to CAR 36 for 13 yards (L.Kuechly; S.Thompson).
13	3	2-10-DET 24	(8:34) (Shotgun) M.Stafford pass short middle to K.Golladay ran ob at DET 37 for 13 yards (M.Adams).

## Touchdown Scoring Information

		Offense	Defense	Special Teams
<b>VISITOR</b>	Carolina Panthers	3	0	0
<b>HOME</b>	Detroit Lions	2	0	0

## Player Scoring Information

Club	Player	TD	Rush TD	Rec TD	KO TD	Punt TD	Int TD	Fum TD	Misc TD	FG	XP	2Pt Rush	2Pt Rec	Sfty	Points
CAR	D.Moore	0	0	1	0	0	0	0	0	0	0	0	0	0	6
CAR	C.Samuel	0	0	1	0	0	0	0	0	0	0	0	0	0	6
CAR	G.Olsen	0	0	1	0	0	0	0	0	0	0	0	0	0	6
CAR	G.Gano	0	0	0	0	0	0	0	0	0	1	0	0	0	1
DET	M.Prater	0	0	0	0	0	0	0	0	2	2	0	0	0	8
DET	K.Johnson	0	1	0	0	0	0	0	0	0	0	0	0	0	6
DET	K.Golladay	0	0	1	0	0	0	0	0	0	0	0	0	0	6

## Possession Detail

	First Half		Second Half		Game	
	Visitor	Home	Visitor	Home	Visitor	Home
Largest Lead	7	3	0	7	7	7
Drives Leading	0	1	0	5	0	6
Time of Possession Leading	0:00	0:29	0:00	11:56	0:00	12:25
Largest Deficit	-3	-7	-7	0	-7	-7
Drives Trailing	1	1	5	0	6	1
Time of Possession Trailing	0:08	6:51	13:54	0:00	14:02	6:51
Times Score Tied Up		1		1		2
Lead Changes		2		1		3

# Playtime Percentage

Percent of playtime per player on offense, defense and special teams

Carolina Panthers						Detroit Lions					
		Offense	Defense	Special Teams				Offense	Defense	Special Teams	
C Clark	T	58 100%		3	11%	K Wiggins	G	65 100%		4	15%
T Moton	T	58 100%		3	11%	R Wagner	T	65 100%		4	15%
G Van Roten	G	58 100%		3	11%	G Glasgow	C	65 100%		4	15%
T Turner	G	58 100%		3	11%	F Ragnow	G	65 100%		4	15%
C McCaffrey	RB	58 100%				T Decker	T	65 100%			
R Kalil	C	58 100%				M Stafford	QB	65 100%			
C Newton	QB	57 98%				K Golladay	WR	61 94%		1	4%
G Olsen	TE	56 97%				T Jones	WR	45 69%		5	19%
D Funchess	WR	48 83%				L Toilolo	TE	42 65%		6	22%
D Moore	WR	45 78%		1	4%	L Willson	TE	33 51%		7	26%
J Wright	WR	41 71%		1	4%	B Ellington	WR	33 51%		4	15%
C Samuel	WR	16 28%		8	30%	K Johnson	RB	33 51%			
C Manhertz	TE	12 21%		8	30%	T Riddick	RB	27 42%			
D Byrd	WR	6 10%		20	74%	A Jones	WR	19 29%		6	22%
C Artis-Payne	RB	3 5%		16	59%	N Bellore	RB	17 26%		20	74%
I Thomas	TE	2 3%		5	19%	L Blount	RB	12 18%			
M Newhouse	T	2 3%		3	11%	Z Zenner	RB	3 5%		18	67%
A Armah	RB	1 2%		17	63%	J Davis	LB		58 100%	3	11%
T Heinicke	QB	1 2%				D Kennard	LB		58 100%	3	11%
J Bradberry	CB		65 100%	11	41%	Q Diggs	SS		58 100%	1	4%
M Adams	FS		65 100%	7	26%	N Lawson	CB		57 98%	3	11%
L Kuechly	LB		65 100%	7	26%	D Slay	CB		54 93%		
T Davis	LB		65 100%	4	15%	G Quin	FS		43 74%	4	15%
E Reid	SS		65 100%			C Jones	LB		41 71%	7	26%
D Jackson	CB		59 91%	7	26%	D Harrison	DT		39 67%	3	11%
M Addison	DE		44 68%	2	7%	D Hand	DE		37 64%	3	11%
K Short	DT		42 65%	7	26%	R Jean Francois	DT		35 60%	3	11%
S Thompson	LB		41 63%	18	67%	R Okwara	DE		32 55%	3	11%
J Peppers	DE		36 55%	7	26%	T Wilson	SS		29 50%	11	41%
W Horton	DE		29 45%	4	15%	M Ford	CB		29 50%	10	37%
C Munnerlyn	CB		29 45%			E Ansah	DE		25 43%		
D Poe	NT		27 42%			T Walker	SS		15 26%	8	30%
V Butler	DT		23 35%	7	26%	D Shead	CB		11 19%	16	59%
K Love	NT		23 35%			T Tabor	CB		9 16%	16	59%
B Cox	DE		21 32%	9	33%	K Hyder	DE		7 12%		
M Haynes	DE		15 23%			J Reeves-Maybin	LB		1 2%	20	74%
C Elder	CB		1 2%	11	41%	M Killebrew	FS			23	85%
C Jones	SS			24	89%	T Bates	LB			20	74%
B Jacobs	LB			17	63%	C Washington	FS			20	74%
J Carter	LB			17	63%	S Martin	P			15	56%
D Mayo	LB			17	63%	D Muhlbach	LS			10	37%
M Palardy	P			8	30%	M Prater	K			4	15%
J Jansen	LS			8	30%	J Dahl	G			4	15%
G Gano	K			7	26%	T Crosby	T			4	15%
T Larsen	G			3	11%						





***UPDATED  
PLAYER  
BIOGRAPHIES***



# QUARTERBACKS



## TAYLOR HEINICKE

Ht: 6-1 Wt: 210 Exp: 3  
Old Dominion Aqd: WV '18 (Hou)  
Career GP/GS: (4/0) [0/0]



## CAM NEWTON

Ht: 6-5 Wt: 245 Exp: 8  
Auburn Aqd: D1 '11  
Career GP/GS: (119/118) [7/7]

### HEINICKE CAREER STATISTICS

YR	Team	GP/GS	ATT	CMP	PCT	YDS	TD	INT	LNG	RSH	YDS	TD	RTG	SK/YDS
2017	Houston	1/0	1	1	100.0	10	0	0	10	1	2	0	108.3	1/16
2018	Carolina	3/0	1	2	50.0	13	0	0	13	2	-2	0	70.8	0/0
Total		4/0	2	3	66.7	23	0	0	13	3	0	0	89.6	1/16

### 2018 GAME-BY-GAME

	P/S	ATT	COMP	YDS	PCT	TD	INT	LG	SACK (YDS)	RATING	ATT	YDS	TD
09-09 DALLAS													
09-16 at Atlanta													
09-23 CINCINNATI													
10-07 NEW YORK GIANTS													
10-14 at Washington													
10-21 at Philadelphia													
10-28 BALTIMORE	P	1	1	13	100.0	0	0	13	0 (0)	118.8	0	0	0
11-04 TAMPA BAY													
11-08 at Pittsburgh	P	0	0	0	-	0	0	0	0 (0)	-	0	0	0
11-18 at Detroit	P	1	0	0	0.0	0	0	0	0 (0)	39.6	0	0	0
TOTALS	3/0	2	1	13	50.0	0	0	13	0 (0)	70.8	0	0	0

### NEWTON CAREER STATISTICS

YR	Team	GP/GS	ATT	CMP	PCT	YDS	TD	INT	LNG	RSH	YDS	TD	RTG	SK/YDS
2011	Carolina	16/16	517	310	60.0	4051	21	17	91	126	706	14	84.5	35/260
2012	Carolina	16/16	485	280	57.7	3869	19	12	82	127	741	8	86.2	36/244
2013	Carolina	16/16	473	292	61.7	3379	24	13	79	111	585	6	88.8	43/336
2014	Carolina	14/14	448	262	58.5	3127	18	12	51	103	539	5	82.1	38/300
2015	Carolina	16/16	495	296	59.8	3837	35	10	74	132	636	10	99.4	33/284
2016	Carolina	15/14	510	270	52.9	3509	19	14	88	90	359	5	75.8	36/277
2017	Carolina	16/16	492	291	59.1	3302	22	16	64	139	754	6	80.7	35/242
2018	Carolina	10/10	329	225	68.4	2443	20	6	82	77	354	4	102.7	17/130
Total		119/118	3749	2226	59.4	27517	178	100	91	905	4674	58	86.9	273/2073

### ADDITIONAL STATISTICS

RECEIVING: 2011 (1 rec-27 yds); 2012 (0 rec-6 yds).

### SINGLE-GAME CAREER HIGHS

PASS ATTEMPTS	52	vs. Philadelphia (10/12/17)
PASS COMPLETIONS	32	at Atlanta (9/16/18)
COMPLETION PCT (min 20)	84.0	at Tennessee (11/15/15)
PASSING YARDS	432	vs. Green Bay (9/18/11)
PASSING TDS	5	3x, last at New York Giants (12/20/15)
INTERCEPTIONS	4	at Detroit (11/20/11)
LONG PASS	91t	vs. Tampa Bay (12/24/11)
RUSH ATTEMPTS	17	at Cincinnati (10/12/14)
RUSHING YARDS	116	vs. Atlanta (12/9/12)
RUSHING TDS	3	at Tampa Bay (12/4/11)
LONG RUSH	72t	vs. Atlanta (12/19/12)
TOTAL RUSH/PASS YARDS	440	2x, last at New York Giants (12/20/15)
TOTAL RUSH/PASS TDS	5	3x, last at New York Giants (12/20/15)

### 2018 GAME-BY-GAME

	P/S	ATT	COMP	YDS	PCT	TD	INT	LG	SACK (YDS)	RATING	ATT	YDS	TD
09-09 DALLAS	1/1	26	17	161	65.4	0	0	19	3 (15)	82.4	13	58	1
09-16 at Atlanta	1/1	45	32	335	71.1	3	1	51	2 (17)	105.3	5	42	0
09-23 CINCINNATI	1/1	24	15	150	62.5	2	0	27	1 (3)	108.0	10	36	2
10-07 NEW YORK GIANTS	1/1	35	21	237	60.0	2	2	27	1 (5)	75.5	8	29	0
10-14 at Washington	1/1	40	27	275	67.5	2	1	23	1 (6)	93.2	9	43	0
10-21 at Philadelphia	1/1	39	25	269	64.1	2	0	35	2 (19)	101.3	7	49	0
10-28 BALTIMORE	1/1	29	21	219	72.4	2	0	33	0 (0)	116.9	10	52	1
11-04 TAMPA BAY	1/1	25	19	247	76.0	2	0	32	2 (19)	133.3	11	33	0
11-08 at Pittsburgh	1/1	29	23	193	79.3	2	1	25	5 (46)	103.0	2	10	0
11-18 at Detroit	1/1	37	25	357	67.6	3	1	82	3 (26)	114.4	2	2	0
TOTALS	10/10	329	225	2443	68.4	20	6	82	17 (130)	102.7	77	354	4

### 2018 NOTES

**at ATLANTA (9/16/18):** Completed a career-high 32 passes on 45 attempts, tallying 335 passing yards, three touchdowns and one interception.

**vs CINCINNATI (9/23/18):** Recorded four total touchdowns, two passing and two rushing, marking his 16th career four-touchdown game and sixth career game with two rushing touchdowns...Third career regular season game with two rushing/two passing TDs, ranking second in NFL history.

**vs NEW YORK GIANTS (10/7/18):** Rushed for 29 yards, bringing career total to 4,485 career rushing yards, the most ever by a quarterback with a single franchise.

**at PHILADELPHIA (10/21/18):** Led 17th career game-winning drive to cap 21-point fourth quarter comeback.

**vs BALTIMORE (10/28/18):** Rushed for a team-high 52 yards and one touchdown, tying Jonathan Stewart (58) for second in franchise history in total touchdowns scored (rushing, receiving, returns).

**at PITTSBURGH (11/8/18):** Marked eighth consecutive game with at least two passing touchdowns, breaking the franchise record of seven games set by Steve Beuerlein in 1999.

**at DETROIT (11/18/18):** Fifth-straight game with a passer rating of 100 or better, setting a new franchise record

## **(NEWTON CONTINUED)**

### **NFL RANKINGS**

- 58 rushing touchdowns are the most by a quarterback since the 1970 NFL-AFL merger.
- Only active player to lead an NFL franchise in both career touchdown passes (178) and rushing touchdowns (58).
- Ranks third all-time in rushing yards by a quarterback in NFL history with 4,674 yards, trailing only Michael Vick (6,109) and Randall Cunningham (4,928).
- His 4,674 rushing yards are the most by a quarterback with a single franchise all-time.
- 58 rushing touchdowns are the second-most by any player in the NFL since entering the league in 2011.
- Holds NFL record for rushing first downs by a quarterback (348), previously held by Michael Vick (343).
- First player in NFL history to have at least 25,000 passing yards and 4,000 rushing yards in first seven seasons.
- Only player in NFL history to have at least six seasons with 3,000 or more passing yards and 500 or more rushing yards at any point in a career.
- One of three players in NFL history, along with Peyton Manning (Indianapolis Colts, 1998-2004) and Andy Dalton (Cincinnati Bengals, 2011-17) to have at least 3,000 passing yards in each of the first seven seasons.
- In 2015, became the first player in NFL history with at least 30 passing touchdowns (35) and 10 rushing touchdowns (10) in a single season.
- Became the first player in NFL history with 300 or more passing yards, five or more passing touchdowns and 100 or more rushing yards in a single game at New York Giants (12/20/15).
- One of two quarterbacks (Michael Vick) in NFL history with three 700-yard rushing seasons in a career.
- Established a single-season NFL record for rushing touchdowns by a quarterback with 14 in 2011.
- Holds NFL record for most career games with at least one passing touchdown and one rushing touchdown with 39 games.
- Has recorded six games with at least three passing touchdowns and one rushing touchdown, tied for most in NFL history.
- Has recorded three regular season games and one playoff game with at least two passing touchdowns and two rushing touchdowns, ranking second in NFL history behind Steve Young's four games.
- Holds NFL record with four career games with at least 200 passing yards, multiple touchdown passes, 80 rushing yards and a touchdown run.
- 35 combined touchdowns (21 passing, 14 rushing) in 2011 were the most by a rookie quarterback in NFL history.
- In 2011, became the first player in NFL history to pass for 4,000 yards and rush for at least 500 yards in a single season.

### **FRANCHISE RANKINGS**

- Panthers' all-time leader in passing yards (27,517), passing touchdowns (178), pass attempts (3,749), pass completions (2,226), 300-yard passing games (18) and wins by a quarterback (68).
- 58 rushing touchdowns are the most in franchise history.
- Became first player in Panthers history to be selected as AP NFL Most Valuable Player in 2015.
- Holds franchise single-game records for passing yards with 432 (vs. Green Bay 9/18/11)...Passer rating with 153.3 (vs. Atlanta 12/13/15)...Longest completion with a 91-yard touchdown to wide receiver Brandon LaFell (vs. Tampa Bay 12/24/11).
- 181 consecutive passes without an interception are the most in team history, breaking the previous record of 176 attempts, also set by Newton...Streak began in first quarter at New Orleans (12/6/15) and ended in the fourth quarter at Denver (9/8/16).
- Set a team record with a 7.98-yard average passing gain in 2012, surpassing the previous mark of 7.94 yards by Jake Delhomme in 2008.
- Set the team record for the lowest interception percentage of 2.02 percent in 2015.
- Holds every franchise single-game, season and career rushing record for a quarterback, including yards, rushing average, touchdowns and longest rush.
- His 61.73 completion percentage in 2013 ranks as the second-highest completion percentage in team history behind Steve Beuerlein's record 62.97 in 1998.
- Ranks third in franchise history with 4,674 rushing yards.

### **POSTSEASON FRANCHISE RANKINGS**

- Set the franchise postseason record for most passing yards in a single-game with 349 yards at New Orleans (1/7/18)...Completed 24 passes in that same game, tying Jake Delhomme (at Chicago, 1/15/06) for the most completions in a single game.
- Holds Panthers' record for most completions in postseason history with 134.

### **HONORS**

- AP NFL MVP (2015)
- AP Offensive Player of the Year (2015)
- AP First-Team All-Pro (2015)
- 3x Pro Bowl (2015, 2013, 2011)
- 8x NFC Offensive Player of the Week (2018: 7; 2017: 10; 2015: 9, 11, 13, 15, 17; 2011: 13)
- PFWA MVP (2015)
- PFWA Offensive Player of the Year (2015)
- PFWA All-NFL (2015)
- PFWA All-NFC (2015)
- Sporting News Offensive Player of the Year (2015)
- Sporting News All-Pro (2015)
- Sports Illustrated MVP (2015)
- Maxwell Club — Player of the Year (2015)
- AP Offensive Rookie of the Year (2011)
- Pepsi NFL Rookie of the Year (2011)
- NFL 101 NFC Offensive Player of the Year (2011)
- Pro Football Weekly/PFWA All-Rookie (2011)
- Pro Football Weekly/PFWA Rookie of the Year (2011)
- Sporting News Rookie of the Year (2011)
- Sports Illustrated Offensive Rookie of the Year (2011)
- NFC Offensive Rookie of the Month (2011 September)

# RUNNING BACKS



## ALEX ARMAH

Ht: 6-2 Wt: 255 Exp: 2  
West Georgia Aqd: D6 '17  
Career GP/GS: (19/1) [1/0]

### ARMAH CAREER STATISTICS

YR	Team	G/GS	RSH	YDS	AVG	LNG	TD	REC	YDS	AVG	LNG	TD
2017	Carolina	9/0	0	0	-	-	0	0	0	-	-	0
2018	Carolina	10/1	7	14	2.0	4	2	0	0	-	-	0
Total		19/1	7	14	2.0	4	2	0	0	-	-	0

### SINGLE-GAME CAREER HIGHS

RUSH ATTEMPTS	2	at Pittsburgh (11/8/18)
RUSHING YARDS	4	vs. New York Giants (10/7/18)
LONG RUSH	4	vs. New York Giants (10/7/18)
RUSHING TDS	1	2x, last vs. Tampa Bay (11/4/18)


### 2018 GAME-BY-GAME

	P/S	RUSHING					RECEIVING				
		NO	YDS	AVG	LG	TD	NO	YDS	AVG	LG	TD
09-09 DALLAS	P	1	1	1.0	1	1	0	0	-	-	0
09-16 at Atlanta	P	1	4	4.0	4	0	0	0	-	-	0
09-23 CINCINNATI	P	1	1	1.0	1	0	0	0	-	-	0
10-07 NEW YORK GIANTS	S	1	4	4.0	4	0	0	0	-	-	0
10-14 at Washington	P	0	0	-	-	0	0	0	-	-	0
10-21 at Philadelphia	P	0	0	-	-	0	0	0	-	-	0
10-28 BALTIMORE	P	0	0	-	-	0	0	0	-	-	0
11-04 TAMPA BAY	P	1	1	1.0	1	1	0	0	-	-	0
11-08 at Pittsburgh	P	2	3	1.5	3	0	0	0	-	-	0
11-18 at Detroit	P	0	0	-	-	0	0	0	-	-	0
TOTALS	10/1	7	14	2.0	4	2	0	0	0	0	0

### 2018 NOTES

**vs DALLAS (9/9/18):** Recorded first career rushing attempt in the fourth quarter and scored on a one-yard run, becoming just second Panther in franchise history to score TD on first career rush (Richie Brockel, 2011).

**vs TAMPA BAY (11/4/18):** Rushed one time for a one-yard touchdown, his second score of the season.



## CAMERON ARTIS-PAYNE

Ht: 5-10 Wt: 215 Exp: 4  
Auburn Aqd: Db5 '15  
Career GP/GS: (26/3) [2/0]

### ARTIS-PAYNE CAREER STATISTICS

YR	Team	GP/GS	RSH	YDS	AVG	LNG	TD	REC	YDS	AVG	LNG	TD
2015	Carolina	7/0	45	183	4.1	31	1	5	58	11.6	20	0
2016	Carolina	3/3	36	144	4.0	14	2	1	11	11.0	11	0
2017	Carolina	13/0	18	95	5.3	43	1	1	2	2.0	2	0
2018	Carolina	3/0	1	1	1.0	1	0	0	0	-	-	0
Total		26/3	100	423	4.2	43	4	7	71	10.1	20	0

### SINGLE-GAME CAREER HIGHS

RUSH ATTEMPTS	18	vs. Tampa Bay (10/10/16)
RUSHING YARDS	85	vs. Tampa Bay (10/10/16)
LONG RUSH	43	vs. Miami (11/13/17)
RUSHING TDS	2	vs. Tampa Bay (10/10/16)
RECEPTIONS	2	2x, last vs. Tampa Bay (1/3/15)
RECEIVING YARDS	34	at New York Giants (12/20/15)

### 2018 GAME-BY-GAME

	P/S	RUSHING					RECEIVING				
		NO	YDS	AVG	LG	TD	NO	YDS	AVG	LG	TD
09-09 DALLAS							INACTIVE				
09-16 at Atlanta	P	0	0	-	-	0	0	0	-	-	0
09-23 CINCINNATI	P	0	0	-	-	0	0	0	-	-	0
10-07 NEW YORK GIANTS							INACTIVE				
10-14 at Washington							INACTIVE				
10-21 at Philadelphia							INACTIVE				
10-28 BALTIMORE							INACTIVE				
11-04 TAMPA BAY							INACTIVE				
11-08 at Pittsburgh							INACTIVE				
11-18 at Detroit	P	1	1	1.0	1	0	0	0	-	-	0
TOTALS	3/0	1	1	-	1	0	0	0	0	0	0



# CHRISTIAN McCaffrey

Ht: 5-11 Wt: 205 Exp: 2  
Stanford Aqd: D1 '17  
Career GP/GS: (26/20) [1/1]

## McCAFFREY CAREER STATISTICS

YR	Team	G/GS	RSH	YDS	AVG	LG	TD	REC	YDS	AVG	LG	TD
2017	Carolina	16/10	117	435	3.7	40	2	80	651	8.1	37	5
2018	Carolina	10/10	136	632	4.6	45	4	60	496	8.3	34	4
<b>Total</b>		<b>26/20</b>	<b>253</b>	<b>1067</b>	<b>4.2</b>	<b>45</b>	<b>6</b>	<b>140</b>	<b>1147</b>	<b>8.2</b>	<b>37</b>	<b>9</b>

### Punt Return Stats

YR	Team	No.	Yds.	Avg.	FC	Long	TD
2017	Carolina	22	162	7.4	9	25	0
2018	Carolina	0	0	-	-	-	0
<b>Total</b>		<b>22</b>	<b>162</b>	<b>7.4</b>	<b>9</b>	<b>25</b>	<b>0</b>

## SINGLE-GAME CAREER HIGHS

<b>RUSH ATTEMPTS</b>	28	vs. Cincinnati (9/23/18)
<b>RUSHING YARDS</b>	184	vs. Cincinnati (9/23/18)
<b>LONG RUSH</b>	45	vs. Cincinnati (9/23/18)
<b>RUSHING TDS</b>	2	vs. Tampa Bay (11/4/18)
<b>RECEPTIONS</b>	14	at Atlanta (9/16/18)
<b>RECEIVING YARDS</b>	102	at Atlanta (9/16/18)
<b>LONG RECEPTION</b>	37	vs. New Orleans (9/24/17)
<b>RECEIVING TDS</b>	2	at Pittsburgh (11/8/18)
<b>PUNT RETURNS</b>	5	vs. Buffalo (9/17/17)
<b>PUNT RETURN YARDS</b>	35	vs. Philadelphia (10/12/17)
<b>PUNT RETURN LONG</b>	25	vs. Philadelphia (10/12/17)
<b>KICKOFF RETURNS</b>	3	at New England (10/1/17)
<b>KICKOFF RETURN YARDS</b>	58	at New England (10/1/17)
<b>KICKOFF RETURN LONG</b>	21	at New England (10/1/17)

## 2018 GAME-BY-GAME

	P/S	RUSHING						RECEIVING					
		NO	YDS	AVG	LG	TD		NO	YDS	AVG	LG	TD	
09-09 DALLAS	S	10	50	5.0	15	0		6	45	7.5	14	0	
09-16 at Atlanta	S	8	37	4.6	11	0		14	102	7.3	28	0	
09-23 CINCINNATI	S	28	184	6.6	45	0		2	10	5.0	11	0	
10-07 NEW YORK GIANTS	S	17	58	3.4	14	0		5	35	7.0	18	1	
10-14 at Washington	S	8	20	2.5	9	0		7	46	6.6	15	0	
10-21 at Philadelphia	S	7	29	4.1	15	0		6	51	8.5	22	0	
10-28 BALTIMORE	S	14	45	3.2	12	1		4	11	2.8	8	1	
11-04 TAMPA BAY	S	17	79	4.6	35	2		5	78	15.6	23	0	
11-08 at Pittsburgh	S	14	77	5.5	21	1		5	61	12.2	25	2	
11-18 at Detroit	S	13	53	4.1	10	0		6	57	9.5	34	0	
<b>TOTALS</b>		<b>10/10</b>	<b>136</b>	<b>632</b>	<b>4.6</b>	<b>45</b>	<b>4</b>	<b>60</b>	<b>496</b>	<b>8.3</b>	<b>34</b>	<b>4</b>	

## 2018 NOTES

**at ATLANTA (9/16/18):** Recorded 14 receptions for 102 yards, tying Steve Smith for the most receptions in a single game in franchise history, and setting the record for most receiving yards in a game by running back in Panthers history.

**vs CINCINNATI (9/23/18):** Rushed for 184 yards on 28 attempts, both career highs...His 184 rushing yards rank fourth all-time in franchise history for a single game...After 104 receiving yards in the previous week, he became the first player in Panthers history with 100 yards receiving and 100 yards rushing in consecutive weeks.

**vs BALTIMORE (10/28/18):** Tallied four receptions for 11 yards and one touchdown, tying Jonathan Stewart and DeAngelo Williams for the most receiving touchdowns by a running back in franchise history.

**at PITTSBURGH (11/8/18):** Eclipsed 1,000 career rushing yards after rushing 14 times for 77 yards (5.5 avg) and one touchdown...Added five receptions for 61 yards and two touchdowns...Became one of seven players in NFL history with over 1,000 yards rushing and 1,000 yards receiving in his first 25 career games...Scored seven touchdowns in the previous three games, tying for the most in a three-game stretch since DeAngelo Williams scored seven in Weeks 10-12 of 2008.

## NFL RANKINGS

- His 14 receptions at Atlanta (9/16/18) tied for the fourth-most by a running back in NFL history.
- Became first rookie running back in NFL history with at least 70 receptions and five receiving touchdowns in Week 15.
- His 80 receptions in 2017 ranked fourth in NFL history among rookie running backs.
- Finished second in NFL in 2017 for receptions (80) and receiving yards (651) by a rookie running back, earning a nod as a finalist for the NFL Rookie of the Year award.
- One of seven players in NFL history with over 1,000 yards rushing and 1,000 yards receiving in his first 25 career games.

## FRANCHISE RANKINGS

- Tied franchise record with 14 receptions at Atlanta (9/16/18) to tie Steve Smith's previous record for catches in a game.
- His 102-yard receiving game at Atlanta (9/16/18) set the single-game franchise record for most receiving yards by a running back.
- Set Panthers single-season records for most receptions (80), receiving yards (651) and receiving touchdowns (5) by a running back in a single season.
- Set Panthers rookie single-season records for most receptions (80), scrimmage yards (1,086), yards after catch (593) and first downs (57).
- Finished third in franchise history for all-purpose yards (1,306) in a rookie season and third in receiving yards (651) in a rookie season.
- Set franchise records for most scrimmage yards (117), receiving yards (101) and longest reception (56) by a rookie in a playoff game (at New Orleans 1/7/18), while receiving yards and TD reception were most by any franchise running back in a playoff game.
- His 184-yard rushing game vs. Cincinnati (9/23/18) ranked fourth all-time in team history for a single game.

# WIDE RECEIVERS



## DAMIERE BYRD

Ht: 5-9 Wt: 180 Exp: 3  
South Carolina Aqd: FA '15  
Career GP/GS: (16/3) [0/0]



## DEVIN FUNCHESS

Ht: 6-4 Wt: 225 Exp: 4  
Michigan Aqd: D2 '15  
Career GP/GS: (57/38) [4/4]

### BYRD CAREER STATISTICS

YR	Team	G/GS	REC	YDS	AVG	LNG	TD	RSH	YDS	AVG	LNG	TD
2016	Carolina	1/0	1	16	16.0	16	0	0	0	-	-	0
2017	Carolina	8/3	10	105	10.5	31	2	1	12	12.0	12	0
2018	Carolina	7/0	1	8	8.0	8	0	0	0	-	-	0
<b>Totals</b>		<b>16/3</b>	<b>12</b>	<b>129</b>	<b>10.8</b>	<b>31</b>	<b>2</b>	<b>1</b>	<b>12</b>	<b>12.0</b>	<b>12</b>	<b>0</b>

#### Kickoff Return Stats

YR	Team	No.	Yds.	Avg.	Long	TD
2016	Carolina	1	31	31.0	31	0
2017	Carolina	7	229	32.7	103t	1
2018	Carolina	2	34	17.0	22	0
<b>Totals</b>		<b>10</b>	<b>294</b>	<b>29.4</b>	<b>103t</b>	<b>1</b>

#### Punt Return Stats

YR	Team	No.	Yds.	Avg.	FC	Long	TD
2017	Carolina	1	9	9.0	0	9	0
2018	Carolina	9	85	9.4	5	30	0
<b>Totals</b>		<b>10</b>	<b>94</b>	<b>9.4</b>	<b>5</b>	<b>30</b>	<b>0</b>

### SINGLE-GAME CAREER HIGHS

<b>RECEPTIONS</b>	4	at Tampa Bay (10/4/15)
<b>RECEIVING YARDS</b>	54	at Tampa Bay (10/4/15)
<b>RECEIVING TDS</b>	1	at Green Bay (10/19/14)
<b>LONG RECEPTION</b>	30	at Tampa Bay (10/4/15)
<b>KICKOFF RETURNS</b>	3	vs. New Orleans (10/30/14)
<b>KICKOFF RETURN YARDS</b>	72	vs. Seattle (10/26/14)
<b>LONG KICKOFF RETURN</b>	49	vs. Seattle (10/26/14)
<b>PUNT RETURNS</b>	3	2x, last vs. Dallas (9/9/18)
<b>PUNT RETURN YARDS</b>	47	vs. Dallas (9/9/18)
<b>LONG PUNT RETURN</b>	30	vs. Dallas (9/9/18)

### FRANCHISE RANKINGS

- Recorded a 103-yard kickoff return for a touchdown against Tampa Bay (12/24/17), setting a new franchise record for longest kickoff return, besting Kealoha Pilares' 101-yard return against Detroit (11/20/11).

### 2018 GAME-BY-GAME

	P/S	NO	YDS	AVG	LG	TD
09-09 DALLAS	P	0	0	-	-	0
09-16 at Atlanta			INACTIVE			
09-23 CINCINNATI			INACTIVE			
10-07 NEW YORK GIANTS	P	0	0	-	-	0
10-14 at Washington			INACTIVE			
10-21 at Philadelphia	P	1	8	8.0	8	0
10-28 BALTIMORE	P	0	0	-	-	0
11-04 TAMPA BAY	P	0	0	-	-	0
11-08 at Pittsburgh	P	0	0	-	-	0
11-18 at Detroit	P	0	0	-	-	0
<b>TOTALS</b>	<b>7/0</b>	<b>1</b>	<b>8</b>	<b>8.0</b>	<b>8</b>	<b>0</b>

### FUNCHESS CAREER STATISTICS

YR	Team	G/GS	REC	YDS	AVG	LNG	TD
2015	Carolina	16/5	31	473	15.3	52	5
2016	Carolina	15/7	23	371	16.1	48	4
2017	Carolina	16/16	63	840	24.0	44	8
2018	Carolina	10/10	41	516	12.6	27	3
<b>Totals</b>		<b>57/38</b>	<b>158</b>	<b>2200</b>	<b>13.9</b>	<b>52</b>	<b>20</b>

### SINGLE-GAME CAREER HIGHS

<b>RECEPTIONS</b>	7	5x, last at Atlanta (9/16/18)
<b>RECEIVING YARDS</b>	120	vs. Tampa Bay (1/3/16)
<b>LONG RECEPTION</b>	52	vs. Green Bay (11/8/15)
<b>RECEIVING TDS</b>	2	2x, last vs. Miami (11/13/17)
<b>LONG TD RECEPTION</b>	38	vs. Kansas City (11/13/16)

### 2018 GAME-BY-GAME

	P/S	NO	YDS	AVG	LG	TD
09-09 DALLAS	S	3	41	13.7	15	0
09-16 at Atlanta	S	7	77	11.0	27	0
09-23 CINCINNATI	S	4	67	16.8	27	1
10-07 NEW YORK GIANTS	S	4	53	13.3	21	0
10-14 at Washington	S	5	74	14.8	23	1
10-21 at Philadelphia	S	6	62	10.3	18	1
10-28 BALTIMORE	S	3	27	9.0	18	0
11-04 TAMPA BAY	S	4	44	11.0	23	0
11-08 at Pittsburgh	S	3	32	10.7	15	0
11-18 at Detroit	S	2	39	19.5	23	0
<b>2018 TOTALS</b>	<b>10/10</b>	<b>41</b>	<b>516</b>	<b>12.6</b>	<b>27</b>	<b>3</b>

### 2018 NOTES

- at ATLANTA (9/16/18):** Started and tied career-high seven receptions for 77 yards, averaging 11.0 yards per catch.
- at WASHINGTON (10/14/18):** Recorded a team-high 74 receiving yards on five receptions...Caught a 23-yard touchdown in the second quarter.
- at PHILADELPHIA (10/21/18):** Led the team with 62 receiving yards on six receptions...Recorded third touchdown reception of the season in the fourth quarter.





# DJ MOORE

Ht: 6-0 Wt: 210 Exp: R  
 Maryland Aqd: D1 '18  
 Career GP/GS: (10/4) [0/0]

## MOORE CAREER STATISTICS

YR	Team	G/GS	REC	YDS	AVG	LNG	TD	RSH	YDS	AVG	LNG	TD
2018	Carolina	10/4	30	474	15.8	82	2	8	122	15.3	32	0
<b>Total</b>		<b>10/4</b>	<b>30</b>	<b>474</b>	<b>15.8</b>	<b>82</b>	<b>2</b>	<b>8</b>	<b>122</b>	<b>15.3</b>	<b>32</b>	<b>0</b>

### Punt Return Stats

YR	Team	No.	Yds.	Avg.	Long	TD
2018	Carolina	6	31	5.2	15	0
<b>Total</b>		<b>6</b>	<b>31</b>	<b>5.2</b>	<b>15</b>	<b>0</b>

## SINGLE-GAME CAREER HIGHS

RECEPTIONS	7	at Detroit (11/18/18)
RECEIVING YARDS	157	at Detroit (11/18/18)
RECEIVING TDS	1	2x, last at Detroit (11/18/18)
LONGEST RECEPTION	82	at Detroit (11/18/18)
RUSH ATTEMPTS	2	vs. Baltimore (10/28/18)
RUSHING YARDS	39	vs. Baltimore (10/28/18)
RUSHING LONG	32	vs. Tampa Bay (11/4/18)
PUNT RETURNS	2	at Atlanta (9/16/18)
PUNT RETURN YARDS	15	vs. Dallas (9/9/18)
LONG PUNT RETURN	15	vs. Dallas (9/9/18)

## 2018 GAME-BY-GAME

		RECEIVING					RUSHING					
	P/S	NO	YDS	AVG	LG	TD	NO	YDS	AVG	LG	TD	
09-09 DALLAS	P	0	0	-	-	0	1	3	3.0	3	0	
09-16 at Atlanta	P	1	51	51.0	51	1	1	7	7.0	7	0	
09-23 CINCINNATI	P	1	3	3.0	3	0	0	0	0.0	0	0	
10-07 N.Y. GIANTS	P	4	49	12.3	20	0	1	18	18.0	18	0	
10-14 at Washington	P	4	59	14.8	18	0	1	18	18.0	18	0	
10-21 at Philadelphia	P	3	29	9.7	16	0	0	0	0.0	0	0	
10-28 BALTIMORE	S	5	90	18.0	33	0	2	39	19.5	28	0	
11-04 TAMPA BAY	S	1	16	16.0	16	0	1	32	32.0	32	0	
11-08 at Pittsburgh	S	4	20	5.0	11	0	1	5	5.0	5	0	
11-18 at Detroit	S	7	157	22.4	82	1	0	0	-	-	0	
2018 TOTALS	10/4	30	474	15.8	82	2	8	122	15.3	32	0	

## 2018 NOTES

**at ATLANTA (9/16/18):** Became the fourth player in franchise history to score a touchdown on his first career catch.

**vs BALTIMORE (10/28/18):** Set career bests with five receptions and 90 receiving yards (18.0-yard average).

**vs TAMPA BAY (11/4/18):** Rushed one time for 32 yards, passing Ted Ginn (98) for the most rushing yards by a Panthers wide receiver in a single season.

**at DETROIT (11/18/18):** Recorded seven receptions for 157 yards and one touchdown, all career bests...Posted the most receiving yards in a single game by a rookie in franchise history...Tallied an 82-yard catch and run, the longest pass play for the Panthers since Ted Ginn had an 88-yard touchdown at Oakland in Week 12 of 2016.



# CURTIS SAMUEL

Ht: 5-11 Wt: 195 Exp: 2  
 Ohio State Aqd: D2 '17  
 Career GP/GS: (17/6) [0/0]

## SAMUEL CAREER STATISTICS

YR	Team	G/GS	REC	YDS	AVG	LNG	TD	RSH	YDS	AVG	LNG	TD
2017	Carolina	9/4	15	115	7.7	23	0	4	64	16.0	31	0
2018	Carolina	8/2	17	179	10.5	25	3	4	43	10.8	33t	2
<b>Total</b>		<b>17/6</b>	<b>32</b>	<b>294</b>	<b>9.2</b>	<b>25</b>	<b>3</b>	<b>8</b>	<b>107</b>	<b>13.4</b>	<b>33t</b>	<b>2</b>

### Kickoff Return Stats

YR	Team	No.	Yds.	Avg.	Long	TD
2017	Carolina	10	221	22.1	33	0
2018	Carolina	10	209	20.9	32	0
<b>Total</b>		<b>20</b>	<b>430</b>	<b>21.5</b>	<b>33</b>	<b>0</b>

## SINGLE-GAME CAREER HIGHS

RECEPTIONS	5	2x, last at Detroit (11/18/18)
RECEIVING YARDS	55	at Detroit (11/18/18)
LONG RECEPTION	25	vs. New York Giants (10/7/18)
RECEIVING TDS	1	3x, last at Detroit (11/18/18)
RUSH ATTEMPTS	2	at Philadelphia (10/21/18)
RUSHING YARDS	33	vs. Tampa Bay (11/4/18)
RUSHING LONG	33	vs. Tampa Bay (11/4/18)
LONG KICKOFF RETURN	33	vs. Philadelphia (10/12/17)

## 2018 GAME-BY-GAME

	P/S	RECEIVING					RUSHING				
		NO	YDS	AVG	LG	TD	NO	YDS	AVG	LG	TD
09-09 DALLAS				INACTIVE							
09-16 at Atlanta				INACTIVE							
09-23 CINCINNATI				INACTIVE							
10-07 NEW YORK GIANTS	P	2	37	18.5	25	1	0	0	-	-	0
10-14 at Washington	P	0	0	-	-	0	0	0	-	-	0
10-21 at Philadelphia	P	1	16	16.0	16	0	2	9	4.5	14	1
10-28 BALTIMORE	S	3	28	9.3	11	0	0	0	-	-	0
11-04 TAMPA BAY	S	2	25	12.5	19	1	1	33	33.0	33	1
11-08 at Pittsburgh	P	4	18	4.5	11	0	1	1	1.0	1	0
11-18 at Detroit	P	5	55	11.0	17	1	0	0	-	-	0
TOTALS	8/2	17	179	10.5	25	3	4	43	10.8	33	2

## 2018 NOTES

**vs NEW YORK GIANTS (10/7/18):** Scored first career touchdown on a 25-yard screen pass...Finished the game with two receptions for 37 yards and one touchdown.

**vs TAMPA BAY (11/4/18):** Finished with 58 all-purpose yards and two scores on three offensive touches (two receptions, 25 yards; one rush, 33 yards)...Ran for a 33-yard touchdown on his lone carry of the game...Added a 19-yard receiving touchdown for his first multi-touchdown game of his career.

**at DETROIT (11/18/18):** Set a new career high with 55 receiving yards on five receptions...Added one touchdown on a 12-yard reception in the fourth quarter.



# TORREY SMITH

Ht: 6-0 Wt: 205 Exp: 8  
 Maryland Aqd: TR '18 (PHI)  
 Career GP/GS: (114/105) [11/10]

## SMITH CAREER STATISTICS

### RECEIVING

Year	Team	GP/GS	No	Yds	Avg	Lg	TD
2011	Baltimore	16/14	50	841	16.8	74	7
2012	Baltimore	16/16	49	855	17.4	54	8
2013	Baltimore	16/16	65	1,128	17.4	74	4
2014	Baltimore	16/16	49	767	15.7	53	11
2015	San Francisco	16/12	33	663	11.9	76	4
2016	San Francisco	12/12	20	267	13.4	53	3
2017	Philadelphia	16/14	36	430	11.9	59	2
2018	Carolina	6/5	16	171	10.7	35	2
<b>Totals</b>		<b>114/105</b>	<b>318</b>	<b>5122</b>	<b>13.4</b>	<b>76</b>	<b>41</b>

### RUSHING

Year	Team	Att	Yds	Avg	Lg	TD
2011	Baltimore	4	39	9.8	16	0
2012	Baltimore	3	9	3.0	13	0
2017	Philadelphia	1	-3	-3.0	0	0
<b>Totals</b>		<b>8</b>	<b>45</b>	<b>5.6</b>	<b>16</b>	<b>0</b>

### KICKOFF RETURNS

Year	Team	No	Yds	Avg	Lg	TD
2011	Baltimore	1	24	24.0	24	0
2016	San Francisco	1	13	13.0	13	0
<b>Totals</b>		<b>2</b>	<b>37</b>	<b>18.5</b>	<b>24</b>	<b>0</b>

## NFL RANKINGS

- Ranks third among active players in the NFL in yards per reception (min. 200 receptions) since 2011, averaging 16.1 yards per catch.
- Ranks third in the NFL in third-down receiving average (min. 50 receptions) since 2011, averaging 17.7 yards per catch on third down.

## HONORS

- Three-time Walter Payton NFL Man of the Year nominee (2013, 2014, 2016).
- Two-time Super Bowl Champion (2012 Baltimore, 2017 Philadelphia).

## SINGLE-GAME CAREER HIGHS

<b>RECEPTIONS</b>	7	2x, last vs. Cleveland (9/15/13)
<b>RECEIVING YARDS</b>	166	at Buffalo (9/29/13)
<b>LONG RECEPTION</b>	76	vs. Baltimore (10/18/15)
<b>RECEIVING TDS</b>	3	at St. Louis Rams (9/25/11)
<b>LONG TD RECEPTION</b>	76	vs. Baltimore (10/18/15)

## 2018 GAME-BY-GAME

	P/S	NO	YDS	AVG	LG	TD
09-09 DALLAS	S	1	15	15.0	15	0
09-16 at Atlanta	S	3	33	11.0	26	1
09-23 CINCINNATI	S	3	19	6.3	8	0
10-07 NEW YORK GIANTS	P	0	0	-	-	0
10-14 at Washington	S	5	43	8.6	18	1
10-21 at Philadelphia	S	4	61	15.3	35	0
10-28 BALTIMORE						
11-04 TAMPA BAY						
11-08 at Pittsburgh						
11-18 at Detroit						
<b>TOTALS</b>	<b>6/5</b>	<b>16</b>	<b>171</b>	<b>10.7</b>	<b>35</b>	<b>2</b>



# JARIUS WRIGHT

Ht: 5-10 Wt: 190 Exp: 7  
 Arkansas Aqd: FA '18  
 Career GP/GS: (89/20) [4/0]

## WRIGHT CAREER STATISTICS

### RECEIVING

Year	Team	GP/GS	No	Yds	Avg	Lg	TD
2012	Minnesota	7/1	22	310	14.1	65	2
2013	Minnesota	16/3	26	434	16.7	42	3
2014	Minnesota	16/7	42	588	14.0	87	2
2015	Minnesota	16/3	34	442	13.0	52	0
2016	Minnesota	8/1	11	67	6.1	11	1
2017	Minnesota	16/0	18	198	11.0	30	2
2018	Carolina	10/5	24	232	9.7	28	1
<b>Totals</b>		<b>89/20</b>	<b>177</b>	<b>2271</b>	<b>12.8</b>	<b>87</b>	<b>11</b>

### RUSHING

Year	Team	Att	Yds	Avg	Lg	TD
2012	Minnesota	2	11	5.5	8	0
2014	Minnesota	5	71	14.2	27	0
2015	Minnesota	1	29	29.0	29	0
2018	Carolina	1	34	34.0	34	0
<b>Totals</b>		<b>9</b>	<b>145</b>	<b>16.1</b>	<b>34</b>	<b>0</b>

## SINGLE-GAME CAREER HIGHS

<b>RECEPTIONS</b>	8	vs. Atlanta (9/28/14)
<b>RECEIVING YARDS</b>	132	vs. Atlanta (9/28/14)
<b>LONG RECEPTION</b>	87	vs. New York Jets (12/7/14)
<b>RECEIVING TDS</b>	2	at Seattle (11/17/13)
<b>LONG TD RECEPTION</b>	87	vs. New York Jets (12/7/14)

## 2018 GAME-BY-GAME

	P/S	NO	YDS	AVG	LG	TD
09-09 DALLAS	S	3	23	7.7	10	0
09-16 at Atlanta	P	5	62	12.4	22	1
09-23 CINCINNATI	S	1	7	7.0	7	0
10-07 NEW YORK GIANTS	P	3	25	8.3	27	0
10-14 at Washington	S	1	3	3.0	3	0
10-21 at Philadelphia	S	2	37	18.5	28	0
10-28 BALTIMORE	P	2	5	2.5	7	0
11-04 TAMPA BAY	P	1	8	8.0	8	0
11-08 at Pittsburgh	P	3	22	7.3	9	0
11-18 at Detroit	S	3	40	13.3	21	0
<b>2018 TOTALS</b>	<b>10/5</b>	<b>24</b>	<b>232</b>	<b>9.7</b>	<b>28</b>	<b>1</b>

# TIGHT ENDS



## CHRIS MANHERTZ

Ht: 6-6 Wt: 255 Exp: 3  
Canisius Aqd: WV '16 (NO)  
Career GP/GS: (33/8) [0/0]

### MANHERTZ CAREER STATISTICS


YR	Team	GP/GS	No	Yds	Avg	Lg	TD
2016	N.O. / Car.	7/2	1	10	10.0	10	0
2017	Carolina	16/4	2	17	8.5	11	0
2018	Carolina	10/2	1	2	2.0	2	0
<b>Totals</b>		<b>33/8</b>	<b>4</b>	<b>29</b>	<b>7.3</b>	<b>11</b>	<b>0</b>

### SINGLE-GAME CAREER HIGHS

<b>RECEPTIONS</b>	1	4x, last at Washington (10/14/18)
<b>RECEIVING YARDS</b>	11	at Chicago (10/22/17)
<b>LONG RECEPTION</b>	11	at Chicago (10/22/17)

### 2018 GAME-BY-GAME

	P/S	NO	YDS	AVG	LG	TD
09-09 DALLAS	P	0	0	-	-	0
09-16 at Atlanta	P	0	0	-	-	0
09-23 CINCINNATI	P	0	0	-	-	0
10-07 NEW YORK GIANTS	S	0	0	-	-	0
10-14 at Washington	P	1	2	2.0	2	0
10-21 at Philadelphia	P	0	0	-	-	0
10-28 BALTIMORE	P	0	0	-	-	0
11-04 TAMPA BAY	P	0	0	-	-	0
11-08 at Pittsburgh	S	0	0	-	-	0
11-18 at Detroit	P	0	0	-	-	0
<b>TOTALS</b>	<b>10/2</b>	<b>1</b>	<b>2</b>	<b>2.0</b>	<b>2</b>	<b>0</b>



## GREG OLSEN

Ht: 6-5 Wt: 255 Exp: 12  
Miami Aqd: TR '11 (CHI)  
Career GP/GS: (172/146) [9/9]

### OLSEN CAREER STATISTICS

YR	Team	G/GS	REC	YDS	AVG	LNG	TD
2007	Chicago	14/4	39	391	10.0	31	2
2008	Chicago	16/7	54	574	10.6	52	5
2009	Chicago	16/15	60	612	10.2	41	8
2010	Chicago	16/13	41	404	9.9	39t	5
2011	Carolina	16/13	45	540	12.0	44t	5
2012	Carolina	16/16	69	843	12.2	47t	5
2013	Carolina	16/16	73	816	11.2	31	6
2014	Carolina	16/16	84	1008	12.0	38	6
2015	Carolina	16/16	77	1104	14.3	52	7
2016	Carolina	16/16	80	1073	13.4	78t	3
2017	Carolina	7/7	17	191	11.2	30t	1
2018	Carolina	7/7	24	267	11.1	23	4
<b>Totals</b>		<b>172/146</b>	<b>663</b>	<b>7823</b>	<b>11.8</b>	<b>78t</b>	<b>57</b>

### SINGLE-GAME CAREER HIGHS

<b>RECEPTIONS</b>	10	2x, last vs. Tampa Bay (12/14/14)
<b>RECEIVING YARDS</b>	181	vs. Tampa Bay (10/10/16)
<b>LONG RECEPTION</b>	78	vs. San Francisco (9/18/16)
<b>RECEIVING TDS</b>	3	vs. Arizona (11/8/09)
<b>LONG TD RECEPTION</b>	78	vs. San Francisco (9/18/16)

### 2018 GAME-BY-GAME

	P/S	NO	YDS	AVG	LG	TD
09-09 DALLAS	S	2	33	16.5	19	0
09-16 at Atlanta			INACTIVE			
09-23 CINCINNATI			INACTIVE			
10-07 NEW YORK GIANTS			INACTIVE			
10-14 at Washington	S	4	48	12.0	18	0
10-21 at Philadelphia	S	2	5	2.5	4	1
10-28 BALTIMORE	S	4	56	14.0	17	1
11-04 TAMPA BAY	S	6	76	12.7	23	1
11-08 at Pittsburgh	S	4	40	10.0	14	0
11-18 at Detroit	S	2	9	4.5	8	1
<b>2018 TOTALS</b>	<b>7/7</b>	<b>24</b>	<b>267</b>	<b>11.1</b>	<b>23</b>	<b>4</b>

### 2018 NOTES

**at PHILADELPHIA (10/21/18):** Started at tight end...Caught two passes for five yards, including the game-winning one-yard touchdown reception.

**vs TAMPA BAY (11/4/18):** Started at tight end...Tallied a team-high six receptions for 76 yards and one touchdown.

**at DETROIT (11/18/18):** Reeled in fourth touchdown of the season on Carolina's opening drive of the game.



## (OLSEN CONTINUED)

### NFL RANKINGS

- Ranks seventh in NFL history for receiving yards among tight ends (7,823)...Currently ranks second in career receiving yards among active tight ends behind Antonio Gates.
- Ranks sixth all-time in receptions (663) among tight ends in NFL history.
- Tied for eighth all-time in receiving touchdowns (57) among tight ends.
- In 2017, saw streak of 160 consecutive games played and 82 consecutive games started come to an end after Week 2 vs. Buffalo (9/17/17) due to foot injury...Both streaks were the second-longest among active NFL tight ends at the time.
- In 2016, became the first tight end in NFL history to record 1,000 receiving yards in three consecutive seasons.

### NFL POSTSEASON RANKINGS

- Ranks seventh in NFL history for receiving yards (631) and 10th (41) in receptions among tight ends in the postseason.

### FRANCHISE RANKINGS

- Stands as franchise all-time leading tight end in terms of receiving yards (5,842), receptions (469) and 100-yard receiving games (9)...Ranks second among franchise tight ends in receiving touchdowns (37), behind Wesley Walls (44).
- Holds franchise record for most receiving yards in a single season by a tight end (1,104), set in 2015.
- Holds franchise record for most receptions in a single season by a tight end (84), set in 2014.
- Holds franchise record for single-game receiving yards by a tight end with 181, set vs. Tampa Bay (10/10/16).
- Owns the top five single-season receptions totals and five of the top six single-season receiving yards totals by a tight end in team history.
- Ranks third in franchise history in receiving yards (5,842) and receptions (469), regardless of position.
- Ranks fourth in franchise history in receiving touchdowns (36), regardless of position.
- In 2017, saw streak of 160 consecutive games played and 82 consecutive games started come to an end after Week 2 vs. Buffalo (9/17/17) due to foot injury...82 consecutive starts was third-longest streak in franchise history.
- 20 catches over two-game span (Week 14-15 of 2014) are the second most by a Panthers player in a two-game span behind Muhammad's 21 in 2000.

### FRANCHISE POSTSEASON RANKINGS

- Ranks second in franchise history in receiving yards (488) and receptions (35) in the postseason, regardless of position.
- Has two 100-yard receiving games in the postseason, tied for second-most in franchise history.
- Holds franchise record for most receiving yards (113) and receptions (8) by a tight end in single postseason game.

### HONORS

- Walter Payton NFL Man of the Year Finalist (2017, 2016)
- Pro Bowl (2016, 2015, 2014)
- AP All-Pro Second Team (2016, 2015)
- PFWA All-NFC (2016, 2015, 2014)
- Pro Football Weekly All-Rookie Team (2007)



# IAN THOMAS

Ht: 6-4 Wt: 260 Exp: R  
Indiana Aqd: D4a '18  
Career GP/GS: (10/3) [0/0]

### THOMAS CAREER STATISTICS

YR	Team	GP/GS	No	Yds	Avg	Lg	TD
2018	Carolina	9/3	11	87	7.9	27	0
Totals		10/3	11	87	7.9	27	0

### SINGLE-GAME CAREER HIGHS

RECEPTIONS	3	2x, last vs. New York Giants (10/7/18)
RECEIVING YARDS	38	vs. New York Giants (10/7/18)
LONG RECEPTION	27	vs. New York Giants (10/7/18)

### 2018 GAME-BY-GAME

	P/S	NO	YDS	AVG	LG	TD
09-09 DALLAS	P	2	4	2.0	7	0
09-16 at Atlanta	S	2	10	5.0	8	0
09-23 CINCINNATI	S	3	20	6.7	18	0
10-07 NEW YORK GIANTS	S	3	38	12.7	27	0
10-14 at Washington	P	0	0	-	-	0
10-21 at Philadelphia	P	0	0	-	-	0
10-28 BALTIMORE	P	1	15	15	15	0
11-04 TAMPA BAY	P	0	0	-	-	0
11-08 at Pittsburgh	P	0	0	-	-	0
11-18 at Detroit	P	0	0	-	-	0
2018 TOTALS	10/3	11	87	7.9	27	0

### 2018 NOTES

vs DALLAS (9/9/18): Made NFL debut...Caught two passes for four yards.

# OFFENSIVE LINE



**CHRIS  
CLARK**

Ht: 6-4    Wt: 305    Exp: 9  
Southern Mississippi    Aqd: FA '18  
Career GP/GS: (115/62) [10/7]

## 2018 GAME-BY-GAME

**at ATLANTA (9/16/18):** Started at left tackle after being signed as a free agent on 9/12/18...Provided protection for quarterback Cam Newton to tally a career-high 32 completions...**vs CINCINNATI (9/23/18):** Started at left tackle...Part of a unit that allowed just one sack on the day and cleared running lanes for Christian McCaffrey to post 184 yards on the ground, fourth most in a single game in franchise history...**vs NEW YORK GIANTS (10/7/18):** Started at left tackle...Helped a Carolina offense produce 350 total net yards...**at WASHINGTON (10/14/18):** Started at left tackle...Helped the Carolina offense to 350 total yards...**at PHILADELPHIA (10/21/18):** Started at left tackle...Part of an offensive line that helped the Panther record 371 total net yards...**vs BALTIMORE (10/28/18):** Started at left tackle...Part of an offensive line that helped the Panthers rush for 154 net yards, Carolina's sixth game this year with at least 100 yards on the ground...**vs TAMPA BAY (11/4/18):** Started at left tackle...Helped a Carolina offense produce 407 total net yards...**at PITTSBURGH (11/8/18):** Started at left tackle...**at DETROIT (11/18/18):** Started at left tackle...Helped the offense tally 387 total net yards.

GP/GS/DNP/IA: (9/9/0/0)



**RYAN  
KALIL**

Ht: 6-2    Wt: 300    Exp: 12  
USC    Aqd: D2b '07  
Career GP/GS: (142/139) [8/8]

## 2018 GAME-BY-GAME

**vs DALLAS (9/9/18):** Started at center...Helped anchor an offensive line that cleared holes for the Panthers to rush for 147 yards...**at ATLANTA (9/16/18):** Started at center...Provided protection for quarterback Cam Newton to record a career-high 32 completions...**vs CINCINNATI (9/23/18):** Started at center...Part of a unit that allowed just one sack on the day and cleared running lanes for Christian McCaffrey to post 184 yards on the ground, fourth most in a single game in franchise history...**vs NEW YORK GIANTS (10/7/18):** Started at center...Helped a Carolina offense produce 350 total net yards...**at WASHINGTON (10/14/18):** Started at center...Helped the Carolina offense to 350 total yards...**at PHILADELPHIA (10/21/18):** Started at center...Part of an offensive line that helped the Panther record 371 total net yards...**vs BALTIMORE (10/28/18):** Started at center...Part of an offensive line that helped the Panthers rush for 154 net yards, Carolina's sixth game this year with at least 100 yards on the ground...**vs TAMPA BAY (11/4/18):** Started at center...Helped a Carolina offense produce 407 total net yards...**at PITTSBURGH (11/8/18):** Started at center...**at DETROIT (11/18/18):** Started at center...Helped the offense tally 387 total net yards.


GP/GS/DNP/IA: (10/10/0/0)

## HONORS

- 5x Pro Bowl (2015, 2013, 2011, 2010, 2009)
- 2x PFWA All-NFL (2015)
- 2x AP First-team All-Pro (2015, 2013)
- 2x Sporting News All-Pro (2015, 2013)
- AP Second-team All-Pro (2011)
- PFWA All-NFC (2013)

## FRANCHISE RANKINGS

- 139 career starts are the second-most by an offensive lineman in team history (Jordan Gross - 167).
- Earned fifth career Pro Bowl selection in 2015, tied with Luke Kuechly, Michael Bates, Julius Peppers, Steve Smith and Wesley Walls for the most in franchise history.



## TYLER LARSEN

Ht: 6-4 Wt: 325 Exp: 3  
Utah State Aqd: FA '16  
Career GP/GS: (32/17) [1/0]

### 2018 GAME-BY-GAME

**vs DALLAS (9/9/18):** Served as a reserve offensive lineman and saw action on special teams...**at ATLANTA (9/16/18):** Started at right guard...Provided protection for quarterback Cam Newton to tally a career-high 32 completions...**vs CINCINNATI (9/23/18):** Started at right guard in place of an injured Trai Turner...Part of a unit that allowed just one sack on the day and cleared running lanes for Christian McCaffrey to post 184 yards on the ground, fourth most in a single game in franchise history...**vs NEW YORK GIANTS (10/7/18):** Served as a reserve lineman...Saw action on special teams...**at WASHINGTON (10/14/18):** Saw action on special teams...**at PHILADELPHIA (10/21/18):** Saw action on special teams...**vs BALTIMORE (10/28/18):** Served as a reserve offensive lineman...**vs TAMPA BAY (11/4/18):** Saw action on special teams...**at PITTSBURGH (11/8/18):** Served as a reserve offensive lineman...**at DETROIT (11/18/18):** Served as a reserve offensive lineman

GP/GS/DNP/IA: (10/2/0/0)



## TAYLOR MOTON

Ht: 6-5 Wt: 325 Exp: 2  
Western Michigan Aqd: D2b '17  
Career GP/GS: (26/10) [1/0]

### 2018 GAME-BY-GAME

**vs DALLAS (9/9/18):** Started at left tackle...Key part of an offensive line that cleared holes for the Panthers to rush for 147 yards...**at ATLANTA (9/16/18):** Started at right tackle...Provided protection for quarterback Cam Newton to record a career-high 32 completions...**vs CINCINNATI (9/23/18):** Started at right tackle...Part of a unit that allowed just one sack on the day and cleared running lanes for Christian McCaffrey to post 184 yards on the ground, fourth most in a single game in franchise history...**vs NEW YORK GIANTS (10/7/18):** Started at right tackle...**at WASHINGTON (10/14/18):** Started at right tackle...**at PHILADELPHIA (10/21/18):** Started at right tackle...Part of an offensive line that helped the Panther record 371 total net yards...**vs BALTIMORE (10/28/18):** Started at right tackle...Part of an offensive line that helped the Panthers rush for 154 net yards, Carolina's sixth game this year with at least 100 yards on the ground...**vs TAMPA BAY (11/4/18):** Started at right tackle...Helped a Carolina offense produce 407 total net yards...**at PITTSBURGH (11/8/18):** Started at right tackle...**at DETROIT (11/18/18):** Started at right tackle...Helped the offense tally 387 total net yards.

GP/GS/DNP/IA: (10/10/0/0)



## BRENDAN MAHON

Ht: 6-4 Wt: 320 Exp: R  
Penn State Aqd: FA '18  
Career GP/GS: (4/0) [0/0]

### 2018 GAME-BY-GAME

**vs DALLAS (9/9/18):** Inactive...**at ATLANTA (9/16/18):** Saw action on special teams in NFL debut...**vs CINCINNATI (9/23/18):** Served as a reserve lineman...Saw action on special teams...**vs NEW YORK GIANTS (10/7/18):** Served as a reserve lineman...Saw action on special teams...**at WASHINGTON (10/14/18):** Inactive...**at PHILADELPHIA (10/21/18):** Inactive...**vs BALTIMORE (10/28/18):** Inactive...**vs TAMPA BAY (11/4/18):** Inactive...**at PITTSBURGH (11/8/18):** Inactive...**at DETROIT (11/18/18):** Inactive.

GP/GS/DNP/IA: (3/0/0/7)



## MARSHALL NEWHOUSE

Ht: 6-4 Wt: 330 Exp: 9  
Texas Christian Aqd: TR '18 (BUF)  
Career GP/GS: (135/70) [1/1]

### 2018 GAME-BY-GAME

**(9/25/18):** Acquired via trade with Buffalo in exchange for a future, conditional draft choice...**vs NEW YORK GIANTS (10/7/18):** Active but did not see any action...**at WASHINGTON (10/14/18):** Did not see game action...**at PHILADELPHIA (10/21/18):** Served as a reserve offensive lineman...**vs BALTIMORE (10/28/18):** Served as a reserve offensive lineman...**vs TAMPA BAY (11/4/18):** Served as an extra offensive lineman in jumbo packages...Saw action on special teams...**at PITTSBURGH (11/8/18):** Served as a reserve offensive lineman...**at DETROIT (11/18/18):** Served as a reserve offensive lineman.

GP/GS/DNP/IA: (5/0/2/0)



## AMINI SILATOLU

Ht: 6-4    Wt: 305    Exp: 6  
Midwestern State    Aqd: FA '17  
Career GP/GS: (55/31) [0/0]

### 2018 GAME-BY-GAME

**vs DALLAS (9/9/18):** Served as a reserve offensive lineman...Stepped in for an injured Daryl Williams in the second half...**at ATLANTA (9/16/18):** Saw action on special teams...**vs CINCINNATI (9/23/18):** Served as a reserve offensive lineman and saw action on special teams...**vs NEW YORK GIANTS (10/7/18):** Served as a reserve lineman...Saw action on special teams...**at WASHINGTON (10/14/18):** Saw action on special teams...**at PHILADELPHIA (10/21/18):** Saw action on special teams...**vs BALTIMORE (10/28/18):** Inactive...**vs TAMPA BAY (11/4/18):** Inactive...**at PITTSBURGH (11/8/18):** Served as a reserve offensive lineman...**at DETROIT (11/18/18):** Inactive.

GP/GS/DNP/IA: (7/0/0/3)

### HONORS

- Pro Football Weekly All-Rookie Team (2012)
- PFWA All-Rookie Team (2012)



## TRAI TURNER

Ht: 6-3    Wt: 315    Exp: 5  
LSU    Aqd: D3 '14  
Career GP/GS: (66/62) [6/6]

### 2018 GAME-BY-GAME

**vs DALLAS (9/9/18):** Started at right guard...Key part of an offensive line that cleared holes for the Panthers to rush for 147 yards...**at ATLANTA (9/16/18):** Inactive...**vs CINCINNATI (9/23/18):** Inactive...**vs NEW YORK GIANTS (10/7/18):** Started at right guard...Helped a Carolina offense produce 350 total net yards...**at WASHINGTON (10/14/18):** Started at right guard...Helped the Carolina offense to 350 total yards...**at PHILADELPHIA (10/21/18):** Started at right guard...Part of an offensive line that helped the Panther record 371 total net yards...**vs BALTIMORE (10/28/18):** Started at right guard...Part of an offensive line that helped the Panthers rush for 154 net yards, Carolina's sixth game this year with at least 100 yards on the ground...**vs TAMPA BAY (11/4/18):** Started at right guard...Helped a Carolina offense produce 407 total net yards...**at PITTSBURGH (11/8/18):** Started at left guard...**at DETROIT (11/18/18):** Started at right tackle...Helped the offense tally 387 total net yards.

GP/GS/DNP/IA: (8/8/0/2)

### HONORS

- 3x Pro Bowl (2017, 2016, 2015)



## GREG VAN ROTEN

Ht: 6-3    Wt: 305    Exp: 4  
Penn    Aqd: FA '17  
Career GP/GS: (31/10) [0/0]

### 2018 GAME-BY-GAME

**vs DALLAS (9/9/18):** Started at left guard, posting first career NFL start...Part of an offensive line that cleared holes for the Panthers to rush for 147 yards...**at ATLANTA (9/16/18):** Started at left guard...Part of an offensive line that allowed just two sacks in the game...Provided protection for quarterback Cam Newton to tally a career-high 32 completions...**vs CINCINNATI (9/23/18):** Started at left guard...Part of a unit that allowed just one sack on the day and cleared running lanes for Christian McCaffrey to post 184 yards on the ground, fourth most in a single game in franchise history...**vs NEW YORK GIANTS (10/7/18):** Started at left guard...Helped a Carolina offense produce 350 total net yards...**at WASHINGTON (10/14/18):** Started at left guard...Helped the Carolina offense to 350 total yards...**at PHILADELPHIA (10/21/18):** Started at left guard...Part of an offensive line that helped the Panther record 371 total net yards...**vs BALTIMORE (10/28/18):** Started at left guard...Part of an offensive line that helped the Panthers rush for 154 net yards, Carolina's sixth game this year with at least 100 yards on the ground...**vs TAMPA BAY (11/4/18):** Started at left guard...Helped a Carolina offense produce 407 total net yards...**at PITTSBURGH (11/8/18):** Started at left guard...**at DETROIT (11/18/18):** Started at left guard...Helped the offense tally 387 total net yards.

GP/GS/DNP/IA: (10/10/0/0)



# SPECIALISTS



## GRAHAM GANO

Ht: 6-2    Wt: 202    Exp: 9  
Florida State    Aqd: FA '12  
Career GP/GS: (132/0) [7/0]

### 2018 GAME-BY-GAME

	PTS	PAT	FG	1-19	20-29	30-39	40-49	50+	Long	Kicks
09-09 DALLAS	4	1-1	1-1	0-0	1-1	0-0	0-0	0-0	27	27
09-16 at Atlanta	6	3-3	1-1	0-0	0-0	0-0	0-0	1-1	54	54
09-23 CINCINNATI	7	4-4	1-1	0-0	0-0	0-0	1-1	0-0	40	40
10-07 NEW YORK GIANTS	15	3-3	4-4	0-0	0-0	1-1	2-2	1-1	63	47, 47, 39, 63
10-14 at Washington	3	0-1	1-1	0-0	0-0	1-1	0-0	0-0	32	32
10-21 at Philadelphia	1	1-2	0-0	0-0	0-0	0-0	0-0	0-0	-	-
10-28 BALTIMORE	12	3-3	3-3	0-0	0-0	1-1	1-1	1-1	54	54, 44, 30
11-04 TAMPA BAY	6	6-6	0-0	0-0	0-0	0-0	0-0	0-0	-	-
11-08 at Pittsburgh	3	3-3	0-0	0-0	0-0	0-0	0-0	0-0	-	-
11-18 at Detroit	1	1-2	0-1	0-0	0-0	0-1	0-0	0-0	-	34N
<b>TOTALS</b>	<b>58</b>	<b>25-28</b>	<b>11-12</b>	<b>0-0</b>	<b>1-1</b>	<b>3-4</b>	<b>4-4</b>	<b>3-3</b>	<b>63</b>	

### 2018 NOTES

**vs NEW YORK GIANTS (10/7/18):** Nailed a 63-yard field goal with 0:01 remaining to win the game...It marked a franchise record and tied for the second-longest field goal in NFL history...Marked his sixth career game-winning field goal...Finished the game 4-for-4 on field goals and 3-for-3 on PATs.

### NFL RANKINGS

- Nailed a 63-yard field goal vs. New York Giants (10/7/18), tying for the second-longest field goal in NFL history.
- Led the NFL with a 96.7 field goal percentage in 2017, converting 29-of-30 attempts.
- In 2017, led the league in touchback percentage with 84.8, turning 70-of-83 kickoffs into touchbacks.
- Tied NFL record for longest field goal in the postseason after nailing a 58-yard attempt in a Wild Card Playoff at New Orleans (1/7/18).
- In 2010, tied NFL record for the most overtime field goals in a season with three.

### FRANCHISE RANKINGS

- Set a franchise record with his 63-yard field goal vs. New York Giants (10/7/18).
- Broke the franchise record of 21 consecutive field goal makes set by John Kasay. Currently sports a 24-kick streak that is the longest active streak in the NFL.
- In 2017, set a franchise record and led the NFL in field goal percentage, hitting on 29-of-30 tries for 96.7 percent.
- Set a franchise record with a league-best 84.8 percent touchback percentage in 2017, booming 70-of-83 kickoffs into the endzone.
- Hit a 58-yard field goal in a Wild Card Playoff at New Orleans (1/7/18), setting a franchise record and tied the NFL record for the longest field goal in postseason history.
- In 2013, set a franchise record and tied for the NFL lead for the most made field goals of 50 yards or more with six.
- Set single-season franchise record in 2015 with a career-high 146 points.
- Ranks second in franchise history with 728 points (162 field goals, 242 PATs).

### GANO CAREER STATISTICS

Year	Team	GP	FG	FGA	Pct	Lg	Blk	XP	XPA	Pct	Blk	Points
2009	Washington	4	4	4	100	46	0	6	7	85.7	1	18
2010	Washington	16	24	35	68.6	49	1	28	28	100.0	0	100
2011	Washington	16	31	41	75.6	59	5	25	26	96.2	1	118
2012	Carolina	6	9	11	81.8	51	0	20	21	95.2	0	47
2013	Carolina	16	24	27	88.9	55	1	42	42	100.0	0	114
2014	Carolina	16	29	35	82.9	53	1	34	34	100.0	0	121
2015	Carolina	16	30	36	83.3	52	4	56	59	94.9	1	146
2016	Carolina	16	30	38	78.9	54	0	31	34	91.2	2	121
2017	Carolina	16	29	30	96.7	48	0	34	37	91.9	1	121
2018	Carolina	10	11	12	91.7	63	0	23	26	88.5	0	58
<b>Totals</b>		<b>132</b>	<b>224</b>	<b>272</b>	<b>82.4</b>	<b>63</b>	<b>12</b>	<b>301</b>	<b>316</b>	<b>95.3</b>	<b>6</b>	<b>964</b>

### SINGLE-GAME CAREER HIGHS

<b>FG ATTEMPTS</b>	6	at Tennessee (11/21/10)
<b>FG MADE</b>	4	8x, last at Washington (12/19/16)
<b>LONG FG ATTEMPT</b>	63	2x, last vs. New York Giants (10/7/18)
<b>LONG FG MADE</b>	63	vs. New York Giants (10/7/18)
<b>PAT ATTEMPTS</b>	6	2x, last vs. Tampa Bay (11/4/18)
<b>PAT MADE</b>	6	vs. Tampa Bay (11/4/18)
<b>POINTS</b>	16	vs. San Francisco (9/18/16)

### HONORS

- Pro Bowl (2017)
- Ed Block Courage Award Winner (2017)
- 2x NFC Special Teams Player of the Month (October, 2018; November, 2015)
- 2x NFC Special Teams Player of the Week (2018, Week 5; 2010, Week 16)



# J.J. JANSSEN

Ht: 6-2 Wt: 235 Exp: 11  
Notre Dame Aqd: TR '09 (GB)  
Career GP/GS: (154/0) [7/0]

## 2018 GAME-BY-GAME

**vs DALLAS (9/9/18):** Saw action on special teams...Served as the long snapper on punts and placekicks...**at ATLANTA (9/16/18):** Saw action on special teams...Served as the long snapper on punts and placekicks...**vs CINCINNATI (9/23/18):** Served as the long snapper on punts and placekicks...**vs NEW YORK GIANTS (10/7/18):** Served as the long snapper on punts and placekicks...Recorded one special teams tackle...**at WASHINGTON (10/14/18):** Served as the long snapper on punts and placekicks...**at PHILADELPHIA (10/21/18):** Served as the long snapper on punts and placekicks...**vs BALTIMORE (10/28/18):** Served as the long snapper on punts and placekicks...**vs TAMPA BAY (11/4/18):** Served as the long snapper on punts and placekicks...**at PITTSBURGH (11/8/18):** Served as the long snapper on punts and placekicks.

## FRANCHISE RANKINGS

• 154 regular season games played are the most by a long snapper in franchise history and sixth-most among all-time Panthers.

## HONORS

• Pro Bowl (2013)



# MICHAEL PALARDY

Ht: 5-11 Wt: 200 Exp: 3  
Tennessee Aqd: FA '16  
Career GP/GS: (33/0) [1/0]

## PALARDY CAREER STATISTICS

Year	Team	GP	No	Yds	Avg	Net	TB	In 20	Lg	Blk
2016	Carolina	7	36	1531	42.5	37.9	2	13	56	0
2017	Carolina	16	71	3269	46.0	42.4	4	25	63	0
2018	Carolina	10	42	1902	45.3	41.0	3	19	59	0
<b>Totals</b>		<b>33</b>	<b>149</b>	<b>6702</b>	<b>45.0</b>	<b>40.9</b>	<b>9</b>	<b>57</b>	<b>63</b>	<b>0</b>

## SINGLE-GAME CAREER HIGHS

<b>PUNTS</b>	7	2x, last at Atlanta (12/31/17)
<b>PUNTING YARDS</b>	353	at Tampa Bay (10/29/17)
<b>GROSS PUNTING AVERAGE</b>	52.6	at Chicago (10/22/17)
<b>NET PUNTING AVERAGE</b>	48.7	at San Francisco (9/10/17)
<b>LONG PUNT</b>	63	at New York Jets (11/26/17)
<b>PUNTS INSIDE THE 20</b>	4	at Tampa Bay (10/29/17)

## NFL RANKINGS

• Ranked fifth in the NFL in net punting average (42.4) in 2017.

## FRANCHISE RANKINGS

• Set franchise record for highest net punting average (42.4) in single season in 2017.  
• Tied for third-fewest touchbacks (four) among qualifying punters in single season in 2017.

## 2018 GAME-BY-GAME

	P/S	NO	YDS	AVG	TB	IN20	LG	BLK	NET
09-09 DALLAS	1/0	6	287	47.8	1	3	52	0	42.3
09-16 at Atlanta	1/0	4	191	47.8	0	2	53	0	47.0
09-23 CINCINNATI	1/0	4	165	41.3	0	3	59	0	39.0
10-07 NEW YORK GIANTS	1/0	3	153	51.0	0	2	55	0	46.0
10-14 at Washington	1/0	3	133	44.3	1	0	53	0	34.3
10-21 at Philadelphia	1/0	5	209	41.8	1	3	54	0	35.0
10-28 BALTIMORE	1/0	3	137	45.7	0	2	51	0	38.0
11-04 TAMPA BAY	1/0	4	200	50.0	0	1	59	0	46.3
11-08 at Pittsburgh	1/0	5	205	41.0	0	2	46	0	39.0
11-18 at Detroit	1/0	5	222	44.4	0	1	52	0	42.4
<b>TOTALS</b>	<b>10/0</b>	<b>42</b>	<b>1902</b>	<b>45.3</b>	<b>3</b>	<b>19</b>	<b>59</b>	<b>0</b>	<b>41.0</b>

# DEFENSIVE LINE



## MARIO ADDISON

Ht: 6-3 Wt: 260 Exp: 8  
Troy Aqd: FA '12  
Career GP/GS: (105/30) [7/1]



## VERNON BUTLER

Ht: 6-4 Wt: 330 Exp: 3  
Louisiana Tech Aqd: D1 '16  
Career GP/GS: (34/0) [1/0]

### ADDISON CAREER STATISTICS

YR	Team	G/GS	TOT	T	A	SACK	YDS	INT	LG	TD	PD	FF	FR	Yds	TD
2011	Chi./Ind	6/0	5	1	4	0.0	0.0	0	0	0	0	0	0	0	0
2012	Ind./Was./Car.	12/1	4	4	0	1.0	5.0	0	0	0	0	1	1	0	0
2013	Carolina	16/2	14	8	6	2.5	20.5	0	0	0	0	1	1	0	0
2014	Carolina	16/0	21	13	8	6.5	59.5	0	0	0	0	1	2	0	0
2015	Carolina	14/0	19	11	8	6.0	27.0	0	0	0	1	0	0	0	0
2016	Carolina	14/1	26	21	5	9.5	49.5	0	0	0	1	2	1	0	0
2017	Carolina	16/16	50	35	15	11.0	70.5	0	0	0	2	0	0	0	0
2018	Carolina	10/10	28	23	5	7.5	25.5	0	0	0	2	0	0	0	0
Total		105/30	167	118	51	44.0	265.5	0	0	0	2	9	5	0	0

### SINGLE-GAME CAREER HIGHS

TACKLES	6	vs. New Orleans (9/24/17)
SACKS	3.0	vs. Tampa Bay (11/4/18)
FORCED FUMBLES	1	9x, last vs. Tampa Bay (11/4/18)
FUMBLE RECOVERIES	1	5x, last vs. New Orleans (11/17/16)

### NFL RANKINGS

- Recorded 23.5 sacks over his previous 30 games, dating back to a 2016 game at the Los Angeles Rams (11/6/16). He is tied for fourth in the NFL in sacks over that span.

### FRANCHISE RANKINGS

- Ranks fifth all-time in sacks in franchise history with 41.0 career sacks.

### 2018 GAME-BY-GAME

	P/S	TOT	SOLO	ASST	SACK	QB	FR	FF	PD	TD	INT	YDS	TD
09-09 DALLAS	S	4	2	2	1.5	0	0	1	0	0	0	0	0
09-16 at Atlanta	S	5	4	1	0.0	0	0	0	0	0	0	0	0
09-23 CINCINNATI	S	3	2	1	1.0	1	0	0	0	0	0	0	0
10-07 NEW YORK GIANTS	S	1	1	0	0.0	0	0	0	0	0	0	0	0
10-14 at Washington	S	4	4	0	1.0	3	0	0	0	0	0	0	0
10-21 at Philadelphia	S	2	2	0	1.0	0	0	0	0	0	0	0	0
10-28 BALTIMORE	S	0	0	0	0.0	0	0	0	0	0	0	0	0
11-04 TAMPA BAY	S	4	4	0	3.0	1	0	1	0	0	0	0	0
11-08 at Pittsburgh	S	0	0	0	0.0	0	0	0	0	0	0	0	0
11-18 at Detroit	S	5	4	1	0.0	1	0	0	0	0	0	0	0
TOTALS		10/10	28	23	5	7.5	6	0	2	0	0	0	0

### 2018 NOTES

**vs DALLAS (9/9/18):** Recorded a strip-sack on Dallas' final offensive play of the game, knocking the ball out of quarterback Dak Prescott's hands.

**vs CINCINNATI (9/23/18):** Key contributor on a defensive line that held Cincinnati to 66 rushing yards and forced four interceptions.

**vs TAMPA BAY (11/4/18):** Set a career high with 3.0 sacks in a single game.

### BUTLER CAREER STATISTICS

YR	Team	G/GS	TOT	T	A	SACK	YDS	INT	LG	TD	PD	FF	FR	Yds	TD
2016	Carolina	10/0	11	8	3	1.5	11.0	0	0	0	2	0	1	0	0
2017	Carolina	14/0	14	10	4	0.0	0.0	0	0	0	1	0	0	0	0
2018	Carolina	10/0	16	8	8	0.0	0.0	0	0	0	0	0	1	0	0
Total		34/0	41	26	15	1.5	11.0	0	0	0	3	0	2	0	0

### SINGLE-GAME CAREER HIGHS

TACKLES	3	3x, last vs. Tampa Bay (11/4/18)
SACKS	1.0	at Denver (9/8/16)
PASSES DEFENSED	1	3x, last at New York Jets (11/26/17)
FUMBLE RECOVERIES	1	2x, last vs Baltimore (10/28/18)

### FRANCHISE RANKINGS

- Blocked two field goals in 2016, tying defensive end Julius Peppers for the most blocked field goals in a single season in team history.

### 2018 GAME-BY-GAME

	P/S	TOT	SOLO	ASST	SACK	QB	FR	FF	PD	TD	INT	YDS	TD
09-09 DALLAS	P	2	1	1	0.0	0	0	0	0	0	0	0	0
09-16 at Atlanta	P	1	1	0	0.0	0	0	0	0	0	0	0	0
09-23 CINCINNATI	P	1	0	1	0.0	1	0	0	0	0	0	0	0
10-07 NEW YORK GIANTS	P	2	1	1	0.0	0	0	0	0	0	0	0	0
10-14 at Washington	P	0	0	0	0.0	4	0	0	0	0	0	0	0
10-21 at Philadelphia	P	3	0	3	0.0	0	0	0	0	0	0	0	0
10-28 BALTIMORE	P	2	2	0	0.0	0	1	0	0	0	0	0	0
11-04 TAMPA BAY	P	1	1	0	0.0	4	0	0	0	0	0	0	0
11-08 at Pittsburgh	P	3	2	1	0.0	0	0	0	0	0	0	0	0
11-18 at Detroit	P	1	0	1	0.0	0	0	0	0	0	0	0	0
TOTALS		10/0	16	8	8	0.0	9	1	0	0	0	0	0



Ht: 6-3      Wt: 270      Exp: 2  
Florida      Aqd: FA '17  
Career GP/GS: (12/0) [1/0]

## COX JR. CAREER STATISTICS

YR	Team	G/GS	TOT	T	A	SACK	YDS	INT	LG	TD	PD	FF	FR	Yds
2017	Carolina	7/0	5	4	1	0.0	0.0	0	0	0	0	0	1	15
2018	Carolina	5/0	7	4	3	0.0	0.0	0	0	0	0	0	0	0
Total		12/0	12	8	4	0.0	0.0	0	0	0	0	0	1	15

### SINGLE-GAME CAREER HIGHS

<b>TACKLES</b>	4	at Detroit (11/18/18)
<b>FUMBLE RECOVERIES</b>	1	vs. Tampa Bay (12/24/17)

## 2018 GAME-BY-GAME

	P/S	TOT	SOLO	ASST	SACK	QBP	FR	FF	PD	TD	INT	YDS	TD
09-09 DALLAS	P	2	1	1	0.0	1	0	0	0	0	0	0	0
09-16 at Atlanta					INACTIVE								
09-23 CINCINNATI	P	1	1	0	0.0	0	0	0	0	0	0	0	0
10-07 NEW YORK GIANTS					INACTIVE								
10-14 at Washington					INACTIVE								
10-21 at Philadelphia					INACTIVE								
10-28 BALTIMORE	P	0	0	0	0.0	0	0	0	0	0	0	0	0
11-04 TAMPA BAY	P	0	0	0	0.0	0	0	0	0	0	0	0	0
11-08 at Pittsburgh					INACTIVE								
11-18 at Detroit	P	4	2	2	0.0	0	0	0	0	0	0	0	0
TOTALS	5/0	7	4	3	0.0	1	0	0	0	0	0	0	0



Ht: 6-2      Wt: 235      Exp: R  
Mississippi      Aqd: D4b '18  
Career GP/GS: (2/0) [0/0]

## HAYNES CAREER STATISTICS

YR	Team	G/GS	TOT	T	A	SACK	YDS	INT	LG	TD	PD	FF	FR	Yds
2018	Carolina	2/0	1	1	0	0.0	0.0	0	0	0	0	0	0	0
Total		2/0	1	1	0	0.0	0.0	0	0	0	0	0	0	0

## SINGLE-GAME CAREER HIGHS

**TACKLES** 1 at Detroit (11/18/18)

## 2018 GAME-BY-GAME

	P/S	TOT	SOLO	ASST	SACK	QBP	FR	FF	PD	TD	INT	YDS	TD
09-09 DALLAS					INACTIVE								
09-16 at Atlanta	P	0	0	0	0.0	0	0	0	0	0	0	0	0
09-23 CINCINNATI					INACTIVE								
10-07 NEW YORK GIANTS					INACTIVE								
10-14 at Washington					INACTIVE								
10-21 at Philadelphia					INACTIVE								
10-28 BALTIMORE					INACTIVE								
11-04 TAMPA BAY					INACTIVE								
11-08 at Pittsburgh					INACTIVE								
11-18 at Detroit	P	1	1	0	0.0	0	0	0	0	0	0	0	0
TOTALS	2/0	1	1	0	0.0	0	0	0	0	0	0	0	0



Ht: 6-5      Wt: 265      Exp: 6  
Southern California      Aqd: FA '16  
Career GP/GS: (71/33) [3/2]

## HORTON CAREER STATISTICS

YR	Team	G/S	TOT	T	A	SACK	YDS	INT	LG	TD	PD	FF	FR	Yds
2013	Carolina	10/0	8	7	1	2.0	9.0	0	0	0	0	0	0	0
2014	Carolina	16/15	26	17	9	3.0	17.0	0	0	1	1	0	0	0
2015	Carolina	8/2	8	6	2	1.0	3.0	0	0	0	0	0	0	0
2016	Carolina	11/10	13	8	5	2.5	11.5	0	0	0	2	2	2	4
2017	Carolina	16/0	17	13	4	5.5	35.5	0	0	0	3	0	0	0
2018	Carolina	10/3	14	11	3	1.5	5.5	0	0	0	0	0	0	0
<b>Total</b>		<b>71/33</b>	<b>86</b>	<b>62</b>	<b>24</b>	<b>15.5</b>	<b>81.5</b>	<b>0</b>	<b>0</b>	<b>1</b>	<b>6</b>	<b>2</b>	<b>4</b>	

## SINGLE-GAME CAREER HIGHS

<b>TACKLES</b>	4	3x, last at New York Jets (11/26/17)
<b>SACKS</b>	2.0	vs. Tampa Bay (12/1/13)
<b>FORCED FUMBLES</b>	1	6x, last vs. Tampa Bay (12/24/17)

## 2018 GAME-BY-GAME

[illegible]





# KYLE LOVE

Ht: 6-1 Wt: 310 Exp: 7  
Mississippi State Aqd: FA '16  
Career GP/GS: (94/28) [11/4]



# EFE OBADA

Ht: 6-6 Wt: 265 Exp: 1  
no college Aqd: FA '17  
Career GP/GS: (7/0) [0/0]

## LOVE CAREER STATISTICS

YR	Team	G/GS	TOT	T	A	SACK	YDS	INT	LG	TD	PD	FF	FR	Yds
2010	N.E.	9/1	7	5	2	1.0	4.0	0	0	0	1	0	0	0
2011	N.E.	16/13	33	20	13	3.0	14.0	0	0	0	0	0	1	0
2012	N.E.	16/11	25	11	14	1.5	4.0	0	0	0	0	0	0	0
2013	K.C./Jac.	2/0	4	1	3	0.0	0.0	0	0	0	0	0	0	0
2014	Carolina	0/0	0	0	0	0.0	0.0	0	0	0	0	0	0	0
2015	Carolina	15/2	19	13	6	3.0	23.0	0	0	0	0	0	1	0
2016	Carolina	10/1	19	11	8	1.5	11.0	0	0	0	0	1	1	0
2017	Carolina	16/0	16	10	6	3.5	26.5	0	0	0	0	0	0	0
2018	Carolina	10/0	13	11	2	0.0	0.0	0	0	1	2	1	1	0
<b>Total</b>		<b>94/28</b>	<b>135</b>	<b>82</b>	<b>54</b>	<b>13.5</b>	<b>82.5</b>	<b>0</b>	<b>0</b>	<b>0</b>	<b>2</b>	<b>3</b>	<b>4</b>	<b>0</b>

## SINGLE-GAME CAREER HIGHS

**TACKLES** 4 8x, last at Tampa Bay (1/1/17)  
**SACKS** 1.0 11x, last vs. Minnesota (12/10/17)  
**FUMBLE RECOVERIES** 1 4x, last at Philadelphia (10/21/18)  
**FORCED FUMBLES** 1 3x, last vs Baltimore (10/28/18)

## 2018 GAME-BY-GAME

	P/S	TOT	SOLO	ASST	SACK	QBP	FR	FF	PD	TD	INT	YDS	TD
09-09 DALLAS	P	3	3	0	0.0	0	0	0	0	0	0	0	0
09-16 at Atlanta	P	1	1	0	0.0	0	0	0	0	0	0	0	0
09-23 CINCINNATI	P	1	0	1	0.0	0	0	0	0	0	0	0	0
10-07 NEW YORK GIANTS	P	0	0	0	0.0	0	0	0	1	0	0	0	0
10-14 at Washington	P	0	0	0	0.0	5	0	0	0	0	0	0	0
10-21 at Philadelphia	P	3	3	0	0.0	2	1	1	0	0	0	0	0
10-28 BALTIMORE	P	3	3	0	0.0	2	0	1	0	0	0	0	0
11-04 TAMPA BAY	P	2	1	1	0.0	1	0	0	0	0	0	0	0
11-08 at Pittsburgh	P	0	0	0	0.0	0	0	0	0	0	0	0	0
11-18 at Detroit	P	0	0	0	0.0	0	0	0	0	0	0	0	0
<b>TOTALS</b>		<b>10/0</b>	<b>13</b>	<b>11</b>	<b>2</b>	<b>0.0</b>	<b>10</b>	<b>1</b>	<b>2</b>	<b>1</b>	<b>0</b>	<b>0</b>	<b>0</b>

## 2018 NOTES

**at PHILADELPHIA (10/21/18):** Tallied three tackles, two quarterback pressures, one forced fumble and one fumble recovery as a reserve defensive tackle.

**vs BALTIMORE (10/28/18):** Recorded three tackles, two quarterback pressures and one forced fumble.

## OBADA CAREER STATISTICS

YR	Team	G/GS	TOT	T	A	SACK	YDS	INT	LG	TD	PD	FF	FR	Yds
2018	Carolina	7/0	5	4	1	1.0	10.0	1	0	0	2	0	0	0
<b>Total</b>		<b>7/0</b>	<b>5</b>	<b>4</b>	<b>1</b>	<b>1.0</b>	<b>10.0</b>	<b>1</b>	<b>0</b>	<b>0</b>	<b>2</b>	<b>0</b>	<b>0</b>	<b>0</b>

## SINGLE-GAME CAREER HIGHS

**TACKLES** 2 vs. Cincinnati (9/23/18)  
**SACKS** 1.0 vs. Cincinnati (9/23/18)  
**INTERCEPTIONS** 1 vs. Cincinnati (9/23/18)

## HONORS


- NFC Defensive Player of the Week (2018, Week 3)

## 2018 GAME-BY-GAME

	P/S	TOT	SOLO	ASST	SACK	QBP	FR	FF	PD	TD	INT	YDS	TD
09-09 DALLAS													
09-16 at Atlanta													
09-23 CINCINNATI	P	2	2	0	1.0	1	0	0	1	0	1	0	0
10-07 NEW YORK GIANTS	P	0	0	0	0.0	0	0	0	1	0	0	0	0
10-14 at Washington	P	1	1	0	0.0	1	0	0	0	0	0	0	0
10-21 at Philadelphia	P	0	0	0	0.0	1	0	0	0	0	0	0	0
10-28 BALTIMORE	P	1	0	1	0.0	1	0	0	0	0	0	0	0
11-04 TAMPA BAY	P	0	0	0	0.0	0	0	0	0	0	0	0	0
11-08 at Pittsburgh	P	1	1	0	0.0	0	0	0	0	0	0	0	0
11-18 at Detroit													
<b>TOTALS</b>	<b>7/0</b>	<b>5</b>	<b>4</b>	<b>1</b>	<b>1.0</b>	<b>4</b>	<b>0</b>	<b>0</b>	<b>2</b>	<b>0</b>	<b>0</b>	<b>0</b>	<b>0</b>

## 2018 NOTES

**vs CINCINNATI (9/23/18):** Made NFL debut and earned NFC Defensive Player of the Week honors...Recorded one interception, one sack, one pass defense and two tackles.



# JULIUS PEPPERS

Ht: 6-7 Wt: 295 Exp: 17  
North Carolina Aqd: UFA '17 (GB)  
Career GP/GS: (260/239) [18/18]

## 2018 GAME-BY-GAME

	P/S	TOT	SOLO	ASST	SACK	QBP	FR	FF	PD	TD	INT	YDS	TD
09-09 DALLAS	P	2	2	0	0.0	1	0	0	0	0	0	0	0
09-16 at Atlanta	P	1	1	0	0.0	0	0	0	0	0	0	0	0
09-23 CINCINNATI	P	0	0	0	0.0	0	0	0	1	0	0	0	0
10-07 NEW YORK GIANTS	S	4	4	0	0.0	0	0	0	0	0	0	0	0
10-14 at Washington	S	3	2	1	1.0	0	0	1	0	0	0	0	0
10-21 at Philadelphia	S	1	1	0	1.0	1	0	1	0	0	0	0	0
10-28 BALTIMORE	S	1	1	0	0.0	3	0	0	0	0	0	0	0
11-04 TAMPA BAY	S	0	0	0	0.0	1	0	0	3	0	0	0	0
11-08 at Pittsburgh	S	1	1	0	1.0	0	0	0	1	0	0	0	0
11-18 at Detroit	S	3	1	2	1.0	0	0	0	0	0	0	0	0
TOTALS	10/7	16	13	3	4.0	6	0	2	5	0	0	0	0

## 2018 NOTES

**at WASHINGTON (10/14/18):** Started at defensive end and recorded three tackles, one sack and one forced fumble.

**at PHILADELPHIA (10/21/18):** Tallied one tackle, one sack and one forced fumble...Recorded a strip-sack of Eagles quarterback Carson Wentz on Philadelphia's final offensive play of the game.

**at PITTSBURGH (11/8/18):** Started and recorded one tackle, one sack and one pass defended.

## NFL RANKINGS

- Ranks fourth in NFL history with 158.5 career sacks, the most sacks by any active NFL player.
- Only player in NFL history with at least 150 sacks and 10 or more interceptions.
- Has 20 career opponent fumble recoveries, the most among active players and tied for second-most since 2000.
- Has 51 career forced fumbles, ranking second in the NFL in that category since 2000.
- 11 career interceptions ranks second all-time for defensive ends.
- Produced 10 seasons with double-digit sacks which ranks fourth all-time in NFL history.
- First in the NFL among active players with 13 blocked kicks (12 field goals, one extra point).
- Has six career defensive touchdowns (4 INT, 2 FR) which ties for first in the NFL among active defensive linemen and linebackers.
- Played in 260 career games, sixth all-time among defensive players and sixth among all active NFL players.
- Has played in 168 consecutive regular season games, the second-longest active streak in the NFL among position players.
- Named to nine Pro Bowls, tied for sixth-most among all active players.

## NFL POSTSEASON RANKINGS

- Has played in 18 career postseason games, tied for fifth-most among active NFL players.
- Has 6.5 career sacks in postseason, tying for seventh among active players.

## PEPPERS CAREER STATISTICS

YR	Team	G/GS	TOT	T	A	SACK	YDS	INT	LG	TD	PD	FF	FR	YDS
2002	Carolina	12/12	54	37	17	12.0	78	1	21	0	4	5	0	0
2003	Carolina	16/16	65	48	17	7.0	39	0	0	0	6	3	0	0
2004	Carolina	16/16	85	63	22	11.0	71	2	97	1	6	4	1	60
2005	Carolina	16/16	70	46	24	10.5	61.5	0	0	0	4	2	1	10
2006	Carolina	16/16	75	61	14	13.0	89	0	0	0	6	3	2	0
2007	Carolina	14/14	55	37	18	2.5	22.5	1	0	0	3	3	2	0
2008	Carolina	16/16	63	41	22	14.5	82.5	0	0	0	7	5	0	0
2009	Carolina	16/14	56	35	21	10.5	52.5	2	13t	1	4	5	1	0
2010	Chicago	16/16	64	47	17	8.0	54	2	1	0	7	3	0	0
2011	Chicago	16/16	43	31	12	11.0	60	0	0	0	1	3	2	0
2012	Chicago	16/16	43	33	10	11.5	73.5	0	0	0	0	1	4	6
2013	Chicago	16/16	47	35	12	7.0	44	1	14	0	4	2	1	42
2014	Green Bay	16/16	45	33	12	7.0	41.5	2	52t	2	11	4	3	2
2015	Green Bay	16/16	42	31	11	10.5	57	0	0	0	0	2	0	0
2016	Green Bay	16/11	30	22	8	7.5	47.5	0	0	0	3	2	1	0
2017	Carolina	16/5	33	27	6	11.0	61.0	0	0	0	0	2	2	0
2018	Carolina	10/7	16	13	3	4.0	13.0	0	0	0	5	2	0	0
Total			260/239	886	640	246	158.5	947.5	11	97	4	71	51	20 120

## SINGLE-GAME CAREER HIGHS

TACKLES	12	vs. Baltimore (11/17/13)
SACKS	3.0	9x, last at Arizona (12/23/12)
INTERCEPTIONS	1	11x, last vs. Philadelphia (11/16/14)
FORCED FUMBLES	2	2x, last at Oakland (11/9/08)
FUMBLE RECOVERIES	2	vs. Tampa Bay (12/24/17)

## FRANCHISE RANKINGS

- All-time leader in sacks (96.0).
- All-time leader in forced fumbles (33).
- All-time leader in blocked field goals (8).
- Tied for second in franchise history in opponent fumble recoveries (9).
- Tied for third all-time in defensive touchdowns (3 total: 2 INT, 1 FR).
- Posted the second-most interception return yards for one season (143) in 2004.
- Holds record for longest interception return in a game in franchise history with a 97-yard return at Denver (10/10/04).

## FRANCHISE POSTSEASON RANKINGS

- Tied for most career postseason starts (nine) in franchise history, and tied for third in most career postseason games (nine) played.

## HONORS

- 9x Pro Bowl (2015, 2012, 2011, 2010, 2009, 2008, 2006, 2005, 2004)
- 3x AP First Team All-Pro (2010, 2006, 2004)
- AP Second Team All-Pro (2009)
- NFL Defensive Player of the Year (2002)
- NFL All-Decade Team (2000s)
- 4x NFC Defensive Player of the Month
- 5x NFC Defensive Player of the Week



## DONTARI POE

Ht: 6-3 Wt: 346 Exp: 7  
 Memphis Aqd: UFA '18 (Atl)  
 Career GP/GS: (104/102) [6/6]

### POE CAREER STATISTICS

Year	Team	GP/GS	Tot	T	A	Sack	Yds	INT	Lg	TD	PD	FF	FR	Yds	TD
2012	Kansas City	16/16	38	28	10	0.0	0.0	0	0	0	4	0	0	0	0
2013	Kansas City	15/15	51	43	8	4.5	30.5	0	0	0	4	0	0	0	0
2014	Kansas City	16/16	45	37	8	6.0	30.5	0	0	0	1	0	0	0	0
2015	Kansas City	15/13	39	29	10	1.0	2.0	0	0	0	0	1	1	0	0
2016	Kansas City	16/16	27	18	9	1.5	2.5	0	0	0	3	1	0	0	0
2017	Atlanta	16/16	39	23	16	2.5	17.5	0	0	0	2	0	0	0	0
2018	Carolina	10/10	19	7	12	0.0	0.0	0	0	0	0	0	0	0	0
<b>Totals</b>		<b>104/102</b>	<b>258</b>	<b>185</b>	<b>73</b>	<b>15.5</b>	<b>83.0</b>	<b>0</b>	<b>0</b>	<b>0</b>	<b>14</b>	<b>2</b>	<b>1</b>	<b>0</b>	<b>0</b>

### SINGLE-GAME CAREER HIGHS

<b>TACKLES</b>	9	at Buffalo (11/3/13)
<b>SACKS</b>	2.0	vs. Dallas (9/15/13)
<b>PASSES DEFENSED</b>	2	vs. Miami (12/15/17)
<b>FORCED FUMBLES</b>	1	2x, last vs. Tennessee (12/18/16)
<b>FUMBLE RECOVERIES</b>	1	2x, last vs. Houston (1/9/15)

### HONORS

- 2x Pro Bowl (2014, 2013)
- AP Second Team All-Pro (2013)

### 2018 GAME-BY-GAME

	P/S	TOT	SOLO	ASST	SACK	QBP	FR	FF	PD	TD	INT	YDS	TD
09-09 DALLAS	S	1	0	1	0.0	0	0	0	0	0	0	0	0
09-16 at Atlanta	S	1	1	0	0.0	0	0	0	0	0	0	0	0
09-23 CINCINNATI	S	4	1	3	0.0	0	0	0	0	0	0	0	0
10-07 NEW YORK GIANTS	S	3	1	2	0.0	0	0	0	0	0	0	0	0
10-14 at Washington	S	1	1	0	0.0	1	0	0	0	0	0	0	0
10-21 at Philadelphia	S	1	0	1	0.0	0	0	0	0	0	0	0	0
10-28 BALTIMORE	S	1	0	1	0.0	3	0	0	0	0	0	0	0
11-04 TAMPA BAY	S	2	0	2	0.0	3	0	0	0	0	0	0	0
11-08 at Pittsburgh	S	4	3	1	0.0	0	0	0	0	0	0	0	0
11-18 at Detroit	S	1	0	1	0.0	0	0	0	0	0	0	0	0
<b>2018 TOTALS</b>	<b>9/9</b>	<b>19</b>	<b>7</b>	<b>12</b>	<b>0.0</b>	<b>7</b>	<b>0</b>	<b>0</b>	<b>0</b>	<b>0</b>	<b>0</b>	<b>0</b>	<b>0</b>



## KAWANN SHORT

Ht: 6-3 Wt: 315 Exp: 6  
 Purdue Aqd: D2 '13  
 Career GP/GS: (90/87) [7/6]

### SHORT CAREER STATISTICS

YR	Team	G/GS	TOT	T	A	SACK	YDS	INT	LG	TD	PD	FF	FR	YDS
2013	Carolina	16/0	33	21	12	1.5	9.0	0	0	0	0	1	1	0
2014	Carolina	16/9	38	28	10	3.5	19.5	0	0	0	3	1	2	0
2015	Carolina	16/16	51	40	11	11.0	91.0	0	0	0	6	3	2	0
2016	Carolina	16/16	54	41	13	6.0	31.0	0	0	0	4	1	0	0
2017	Carolina	16/16	53	40	13	7.5	35.5	0	0	0	1	2	1	0
2018	Carolina	10/10	34	22	12	2.0	10.0	0	0	0	0	1	0	0
<b>Total</b>		<b>90/87</b>	<b>263</b>	<b>192</b>	<b>71</b>	<b>31.5</b>	<b>196.0</b>	<b>0</b>	<b>0</b>	<b>0</b>	<b>14</b>	<b>9</b>	<b>7</b>	<b>0</b>

### SINGLE-GAME CAREER HIGHS

<b>TACKLES</b>	7	2x, last at Atlanta (12/27/15)
<b>SACKS</b>	3.0	vs. Philadelphia (10/25/15)
<b>FORCED FUMBLES</b>	2	vs. Atlanta (12/13/15)
<b>FUMBLE RECOVERIES</b>	1	6x, last vs. Philadelphia (10/12/17)

### HONORS

- Pro Bowl (2015)
- AP All-Pro Second Team (2015)
- PFWA All-NFC (2015)
- NFC Defensive Player of the Month (2015 - October, December)
- NFC Defensive Player of the Week (2015 - Week 6)
- PFWA All-Rookie (2013)

### NFL RANKINGS

- Recorded 11.0 sacks in 2015, tied for the NFL lead among defensive tackles...Had four games with two or more sacks in 2015, second-most in the NFL.
- Since the start of 2015, has 26.5 sacks, the third-most in the NFL by a defensive tackle in that span.


### FRANCHISE RANKINGS

- Led the Panthers with a career-high 11.0 sacks in 2015, most by a defensive tackle in team history.
- Named NFC Defensive Player of the Month for October and December to become the first player in franchise history to win multiple Player of the Month Awards in a single season.
- Became first defensive tackle in team history to be named Defensive Player of the Month (October, December)...Became first defensive tackle in team history to be named Player of the Week (Week 6).

### 2018 GAME-BY-GAME

	P/S	TOT	SOLO	ASST	SACK	QBP	FR	FF	PD	TD	INT	YDS	TD
09-09 DALLAS	S	2	2	0	2.0	0	0	0	0	0	0	0	0
09-16 at Atlanta	S	4	2	2	0.0	0	0	1	0	0	0	0	0
09-23 CINCINNATI	S	4	3	1	0.0	0	0	0	0	0	0	0	0
10-07 NEW YORK GIANTS	S	2	1	1	0.0	0	0	0	0	0	0	0	0
10-14 at Washington	S	3	1	2	0.0	4	0	0	0	0	0	0	0
10-21 at Philadelphia	S	6	4	2	0.0	0	0	0	0	0	0	0	0
10-28 BALTIMORE	S	1	1	0	0.0	4	0	0	0	0	0	0	0
11-04 TAMPA BAY	S	6	4	2	0.0	2	0	0	0	0	0	0	0
11-08 at Pittsburgh	S	3	2	1	0.0	1	0	0	0	0	0	0	0
11-18 at Detroit	S	3	2	1	0.0	2	0	0	0	0	0	0	0
<b>TOTALS</b>	<b>10/10</b>	<b>34</b>	<b>22</b>	<b>12</b>	<b>2.0</b>	<b>13</b>	<b>0</b>	<b>1</b>	<b>0</b>	<b>0</b>	<b>0</b>	<b>0</b>	<b>0</b>

# LINEBACKERS



## JERMAINE CARTER JR.

Ht: 6-1 Wt: 225 Exp: R  
 Maryland Aqd: D5 '18  
 Career GP/GS: (10/0) [0/0]

### CARTER CAREER STATISTICS

Year	Team	GP/GS	Tot	T	A	Sack	Yds	INT	Yds	Lg	TD	PD	FF	FR	Yds
2018	Carolina	10/0	4	2	2	0.0	0.0	0	0	0	0	0	0	0	0
<b>Totals</b>		<b>10/0</b>	<b>4</b>	<b>2</b>	<b>2</b>	<b>0.0</b>	<b>0.0</b>	<b>0</b>	<b>0</b>	<b>0</b>	<b>0</b>	<b>0</b>	<b>0</b>	<b>0</b>	<b>0</b>

### SINGLE-GAME CAREER HIGHS

**TACKLES** 2 at Pittsburgh (11/8/18)

### 2018 GAME-BY-GAME

	P/S	TOT	SOLO	ASST	SACK	QBP	FR	FF	PD	TD	INT	YDS	TD
09-09 DALLAS	P	0	0	0	0.0	0	0	0	0	0	0	0	0
09-16 at Atlanta	P	0	0	0	0.0	0	0	0	0	0	0	0	0
09-23 CINCINNATI	P	0	0	0	0.0	0	0	0	0	0	0	0	0
10-07 NEW YORK GIANTS	P	1	1	0	0.0	1	0	0	0	0	0	0	0
10-14 at Washington	P	0	0	0	0.0	0	0	0	0	0	0	0	0
10-21 at Philadelphia	P	0	0	0	0.0	0	0	0	0	0	0	0	0
10-28 BALTIMORE	P	1	1	0	0.0	0	0	0	0	0	0	0	0
11-04 TAMPA BAY	P	0	0	0	0.0	0	0	0	0	0	0	0	0
11-08 at Pittsburgh	P	2	0	2	0.0	0	0	0	0	0	0	0	0
11-18 at Detroit	P	0	0	0	0.0	0	0	0	0	0	0	0	0
<b>TOTALS</b>	<b>10/0</b>	<b>4</b>	<b>2</b>	<b>2</b>	<b>0.0</b>	<b>1</b>	<b>0</b>	<b>0</b>	<b>0</b>	<b>0</b>	<b>0</b>	<b>0</b>	<b>0</b>



## THOMAS DAVIS

Ht: 6-1 Wt: 235 Exp: 13  
 Georgia Aqd: D1 '05  
 Career GP/GS: (170/152) [11/8]

### DAVIS CAREER STATISTICS

Year	Team	GP/GS	Tot	T	A	Sack	Yds	INT	Yds	Lg	TD	PD	FF	FR	Yds
2005	Carolina	16/1	28	18	10	1.5	13.0	0	0	0	0	0	1	0	0
2006	Carolina	14/14	96	73	23	1.5	10.0	0	0	0	0	4	1	0	0
2007	Carolina	16/16	85	68	17	3.0	22.0	1	0	0	0	6	2	1	0
2008	Carolina	16/16	136	94	42	3.5	24.5	0	0	0	0	5	2	1	0
2009	Carolina	7/7	71	53	18	1.5	15.0	2	24	24	0	3	0	0	0
2010	Carolina					PHYSICALLY UNABLE TO PERFORM/RIGHT KNEE									
2011	Carolina	2/2	17	8	9	0.0	0.0	0	0	0	0	0	0	1	0
2012	Carolina	15/12	118	85	33	0.0	0.0	1	0	0	0	2	2	1	0
2013	Carolina	16/16	151	111	40	4.0	36.0	2	-2	0	0	8	1	0	0
2014	Carolina	15/15	129	92	37	2.5	12.5	0	0	0	0	6	2	1	33
2015	Carolina	16/16	123	92	31	5.5	44.0	4	22	22	0	7	4	2	0
2016	Carolina	16/16	132	92	40	2.5	16.5	3	35	31	1	2	1	2	46
2017	Carolina	15/15	88	66	23	2.5	17.5	0	0	0	0	0	0	1	0
2018	Carolina	6/6	39	21	18	0.0	0.0	0	0	0	0	4	0	0	0
<b>Total</b>		<b>170/152</b>	<b>1213</b>	<b>865</b>	<b>341</b>	<b>28.0</b>	<b>206.5</b>	<b>13</b>	<b>79</b>	<b>31</b>	<b>1</b>	<b>47</b>	<b>16</b>	<b>10</b>	<b>79</b>

### SINGLE-GAME CAREER HIGHS

**TACKLES** 18 2x, last vs. Tampa Bay (11/18/12)  
**SACKS** 2.0 at Minnesota (10/13/13)  
**INTERCEPTIONS** 1 13x, last at Oakland (11/27/16)  
**FORCED FUMBLES** 1 16x, last at Los Angeles Rams (11/6/15)  
**FUMBLE RECOVERIES** 1 10x, last at Detroit (10/8/17)

### NFL RANKINGS

- Ranks third among active NFL defenders with 1,015 career tackles (according to press box statistics).
- Since 2012, Thomas Davis has tallied 10 interceptions, tied for second-most among NFL linebackers during that time behind only teammate Luke Kuechly (16).

### FRANCHISE RANKINGS

- Ranks first in franchise history with 1,206 tackles.
- 169 regular season games played are the most by a linebacker in franchise history and fourth-most among all-time Panthers.
- 151 regular season games started are the third-most in team history.
- Carolina's all-time leader in playoff experience, playing in 11 career post-season contests.

### HONORS

- 3x Pro Bowl (2017, 2016, 2015)
- AP All-Pro First Team (2015)
- PFWA All-NFC Team (2015)
- Walter Payton NFL Man of the Year (2014)
- NFC Defensive Player of the Month (2013, November)
- NFC Defensive Player of the Week (2013, Week 6)

### 2018 GAME-BY-GAME

	P/S	TOT	SOLO	ASST	SACK	QBP	FR	FF	PD	TD	INT	YDS	TD
09-09 DALLAS													
09-16 at Atlanta													
09-23 CINCINNATI													
10-07 NEW YORK GIANTS													
10-14 at Washington	S	6	4	2	0.0	2	0	0	2	0	0	0	0
10-21 at Philadelphia	S	7	6	1	0.0	1	0	0	0	0	0	0	0
10-28 BALTIMORE	S	4	1	3	0.0	1	0	0	1	0	0	0	0
11-04 TAMPA BAY	S	8	2	6	0.0	3	0	0	1	0	0	0	0
11-08 at Pittsburgh	S	7	3	4	0.0	0	0	0	0	0	0	0	0
11-18 at Detroit	S	7	5	2	0.0	1	0	0	0	0	0	0	0
<b>TOTALS</b>	<b>6/6</b>	<b>39</b>	<b>21</b>	<b>18</b>	<b>0.0</b>	<b>8</b>	<b>0</b>	<b>0</b>	<b>4</b>	<b>0</b>	<b>0</b>	<b>0</b>	<b>0</b>



# BEN JACOBS


Ht: 6-4 Wt: 240 Exp: 4  
Fresno State Aqd: FA '16  
Career GP/GS: (67/0) [6/0]

## JACOBS CAREER STATISTICS

Year	Team	GP/GS	Tot	T	A	Sack	Yds	INT	Yds	Lg	TD	PD	FF	FR	Yds	TD
2011	Cleveland	5/0	0	0	0	0.0	0.0	0	0	0	0	0	0	0	0	0
2013	Carolina	0/0	0	0	0	0.0	0.0	0	0	0	0	0	0	0	0	0
2014	Carolina	16/0	1	1	0	0.0	0.0	0	0	0	0	0	0	0	0	0
2015	Carolina	16/0	7	6	1	0.0	0.0	0	0	0	0	0	0	0	0	0
2016	Carolina	4/0	0	0	0	0.0	0.0	0	0	0	0	0	0	0	0	0
2017	Carolina	16/0	0	0	0	0.0	0.0	0	0	0	0	0	0	0	0	0
2018	Carolina	10/0	0	0	0	0.0	0.0	0	0	0	0	0	0	0	0	0
<b>Totals</b>		<b>67/0</b>	<b>8</b>	<b>7</b>	<b>1</b>	<b>0.0</b>	<b>0.0</b>	<b>0</b>	<b>0</b>	<b>0</b>	<b>0</b>	<b>0</b>	<b>0</b>	<b>0</b>	<b>0</b>	<b>0</b>

## 2018 GAME-BY-GAME

	P/S	TOT	SOLO	ASST	SACK	QBP	FR	FF	PD	TD	INT	YDS	TD
09-09 DALLAS	P	0	0	0	0.0	0	0	0	0	0	0	0	0
09-16 at Atlanta	P	0	0	0	0.0	0	0	0	0	0	0	0	0
09-23 CINCINNATI	P	0	0	0	0.0	0	0	0	0	0	0	0	0
10-07 NEW YORK GIANTS	P	0	0	0	0.0	0	0	0	0	0	0	0	0
10-14 at Washington	P	0	0	0	0.0	0	0	0	0	0	0	0	0
10-21 at Philadelphia	P	0	0	0	0.0	0	0	0	0	0	0	0	0
10-28 BALTIMORE	P	0	0	0	0.0	0	0	0	0	0	0	0	0
11-04 TAMPA BAY	P	0	0	0	0.0	0	0	0	0	0	0	0	0
11-08 at Pittsburgh	P	0	0	0	0.0	0	0	0	0	0	0	0	0
11-18 at Detroit	P	0	0	0	0.0	0	0	0	0	0	0	0	0
<b>TOTALS</b>		<b>10/0</b>	<b>0</b>	<b>0</b>	<b>0.0</b>	<b>0</b>	<b>0</b>	<b>0</b>	<b>0</b>	<b>0</b>	<b>0</b>	<b>0</b>	<b>0</b>



# LUKE KUECHLY

Ht: 6-3 Wt: 238 Exp: 7  
Boston College Aqd: D1 '12  
Career GP/GS: (96/96) [7/7]

## KUECHLY CAREER STATISTICS

Year	Team	GP/GS	Tot	T	A	Sack	Yds	INT	Yds	Lg	TD	PD	FF	FR	Yds	TD
2012	Carolina	16/16	205	135	70	1.0	4.0	2	22	25	0	5	0	3	9	0
2013	Carolina	16/16	176	115	61	2.0	15.0	4	33	30	0	5	0	0	0	0
2014	Carolina	16/16	166	124	42	3.0	19.0	1	0	0	0	12	1	1	0	0
2015	Carolina	13/13	137	110	27	1.0	5.0	4	48	32t	1	5	2	1	0	0
2016	Carolina	10/10	112	88	24	2.0	16.0	1	1	1	0	6	1	0	0	0
2017	Carolina	15/15	134	108	26	1.5	6.0	3	23	23	1	4	1	2	34	1
2018	Carolina	10/10	101	81	20	2.0	8.0	1	0	0	0	1	0	0	0	0
<b>Totals</b>		<b>96/96</b>	<b>1031</b>	<b>761</b>	<b>270</b>	<b>12.5</b>	<b>73.0</b>	<b>16</b>	<b>127</b>	<b>32t</b>	<b>2</b>	<b>38</b>	<b>5</b>	<b>7</b>	<b>43</b>	<b>1</b>

## SINGLE-GAME CAREER HIGHS

<b>TACKLES</b>	26	vs. New Orleans (12/22/13)
<b>SACKS</b>	2.0	at Minnesota (11/30/14)
<b>INTERCEPTIONS</b>	2	vs Dallas (11/26/15)
<b>PASSES DEFENSED</b>	2	4x, last at Atlanta (12/28/14)
<b>FORCED FUMBLES</b>	1	5x, last vs. Buffalo (9/17/17)
<b>FUMBLE RECOVERIES</b>	1	8x, last at New Orleans (12/3/17)

## HONORS

- 4x AP All-Pro First-Team (2017, 2015, 2014, 2013)
- 5x Pro Bowl (2017, 2016, 2015, 2014, 2013)
- 5x Sporting News All-Pro (2017, 2016, 2015, 2014, 2013)
- NFL Art Rooney Sportsmanship Award Winner (2017)
- AP All-Pro Second-Team (2016)
- 4x PFWA All-NFC (2017, 2015, 2014, 2013)
- 2x Sports Illustrated All-Pro (2014, 2013)
- AP Defensive Player of the Year (2013)
- NFL 101 NFC Defensive Player of the Year (2013)
- Sporting News Defensive Player of the Year (2013)
- AP Defensive Rookie of the Year (2012)
- PFWA Defensive Rookie of the Year (2012)
- 5x NFC Defensive Player of the Week (2017, Week 12; 2015, Week 12; 2013, Weeks 10 and 16; 2012, Week 14)
- NFL Defensive Rookie of the Month (2012, December)

## NFL RANKINGS

- Leads the NFL with 901 tackles (based on press box statistics) since entering the league in 2012.
- Led the NFL in tackles in 2012 and 2014...In 2012, he became the first rookie since San Francisco's Patrick Willis (2007) to lead the NFL in tackles.
- Tied NFL single-game record with 24 tackles (based on press box statistics) vs. New Orleans (12/22/13), previously accomplished by David Harris for the New York Jets (11/4/07).
- Recorded 16 interceptions since entering the league in 2012, the most among NFL linebackers.
- Leads all NFL linebackers with 23 total takeaways (16 interceptions, seven opponent fumble recoveries) since 2012.

## FRANCHISE RANKINGS

- Set Panthers single-season record with 205 tackles (coaches film) in 2012.
- Second in franchise history with 1,031 career tackles (coaches film).
- Owns three of the top five single-season tackle totals in team history.
- Only player in franchise history with more than 100 tackles in each of his first six seasons as a Panther.
- Amassed a team-record 26 tackles in Panthers' 17-13 playoff-clinching win vs. New Orleans (12/22/13).
- Ranks fourth all-time with 16 interceptions and tied for fourth with 22 takeaways.



(KUECHLY CONTINUED)

## 2018 GAME-BY-GAME

	P/S	TOT	SOLO	ASST	SACK	QBP	FR	FF	PD	TD	INT	YDS	TD
09-09 DALLAS	S	13	9	4	0.0	1	0	0	0	0	0	0	0
09-16 at Atlanta	S	10	10	0	0.0	0	0	0	0	0	0	0	0
09-23 CINCINNATI	S	6	6	0	0.0	0	0	0	0	0	1	0	0
10-07 NEW YORK GIANTS	S	5	3	2	1.0	1	0	0	0	0	0	0	0
10-14 at Washington	S	13	10	3	0.0	0	0	0	0	0	0	0	0
10-21 at Philadelphia	S	18	18	0	1.0	0	0	0	0	0	0	0	0
10-28 BALTIMORE	S	7	5	2	0.0	2	0	0	1	0	0	0	0
11-04 TAMPA BAY	S	8	6	2	0.0	2	0	0	0	0	0	0	0
11-08 at Pittsburgh	S	9	7	2	0.0	0	0	0	0	0	0	0	0
11-18 at Detroit	S	12	7	5	0.0	0	0	0	0	0	0	0	0
TOTALS		10/10	101	81	20	2.0	6	0	0	1	0	0	0

## 2018 NOTES

**vs DALLAS (9/9/18):** Recorded a team-high 13 tackles.

**vs CINCINNATI (9/23/18):** Key contributor on a defense that allowed just 66 rushing yards and recorded four interceptions.

**at WASHINGTON (10/14/18):** Recorded a team-high 13 tackles in the game.

**at PHILADELPHIA (10/21/18):** Recorded a season-high 18 tackles...Added one sack.



## DAVID MAYO

Ht: 6-2    Wt: 245    Exp: 4  
Texas State    Aqd: D5a '15  
Career GP/GS: (52/4) [4/0]

## MAYO CAREER STATISTICS

Year	Team	GP/GS	Tot	T	A	Sack	Yds	INT	Yds	Lg	TD	PD	FF	FR	Yds
2015	Carolina	12/0	0	0	0	0.0	0.0	0	0	0	0	0	0	0	0
2016	Carolina	15/0	9	7	2	0.0	0.0	0	0	0	0	0	0	0	0
2017	Carolina	16/1	16	10	6	0.0	0.0	0	0	0	1	0	0	0	0
2018	Carolina	10/3	4	2	2	0.0	0.0	0	0	0	0	0	0	0	0
Totals		53/4	29	19	10	0.0	0.0	0	0	0	1	0	0	0	0

## SINGLE-GAME CAREER HIGHS

**TACKLES** 7 at Tampa Bay (1/1/17)  
**PASSES DEFENSED** 1 vs. Philadelphia (10/12/17)

## 2018 GAME-BY-GAME

	P/S	TOT	SOLO	ASST	SACK	QBP	FR	FF	PD	TD	INT	YDS	TD
09-09 DALLAS	S	1	1	0	0.0	1	0	0	0	0	0	0	0
09-16 at Atlanta	S	1	1	0	0.0	0	0	0	0	0	0	0	0
09-23 CINCINNATI	P	2	0	2	0.0	0	0	0	0	0	0	0	0
10-07 NEW YORK GIANTS	S	0	0	0	0.0	1	0	0	0	0	0	0	0
10-14 at Washington	P	0	0	0	0.0	0	0	0	0	0	0	0	0
10-21 at Philadelphia	P	0	0	0	0.0	0	0	0	0	0	0	0	0
10-28 BALTIMORE	P	0	0	0	0.0	0	0	0	0	0	0	0	0
11-04 TAMPA BAY	P	0	0	0	0.0	0	0	0	0	0	0	0	0
11-08 at Pittsburgh	P	0	0	0	0.0	0	0	0	0	0	0	0	0
11-18 at Detroit	P	0	0	0	0.0	0	0	0	0	0	0	0	0
TOTALS		10/3	4	2	2	0.0	2	0	0	0	0	0	0



## ANDRE SMITH

Ht: 6-0    Wt: 240    Exp: R  
North Carolina    Aqd: D7a '18  
Career GP/GS: (1/0) [0/0]

## SMITH CAREER STATISTICS

Year	Team	GP/GS	Tot	T	A	Sack	Yds	INT	Yds	Lg	TD	PD	FF	FR	Yds
2018	Carolina	1/0	0	0	0	0.0	0.0	0	0	0	0	0	0	0	0
Totals		1/0	0	0	0	0.0	0.0	0	0	0	0	0	0	0	0

## 2018 GAME-BY-GAME

	P/S	TOT	SOLO	ASST	SACK	QBP	FR	FF	PD	TD	INT	YDS	TD
09-09 DALLAS	P	0	0	0	0.0	0	0	0	0	0	0	0	0
09-16 at Atlanta	P	0	0	0	0.0	0	0	0	0	0	0	0	0
09-23 CINCINNATI	P	0	0	0	0.0	0	0	0	0	0	0	0	0
10-07 NEW YORK GIANTS	P	0	0	0	0.0	0	0	0	0	0	0	0	0
10-14 at Washington	P	0	0	0	0.0	0	0	0	0	0	0	0	0
10-21 at Philadelphia	P	0	0	0	0.0	0	0	0	0	0	0	0	0
10-28 BALTIMORE	P	0	0	0	0.0	0	0	0	0	0	0	0	0
11-04 TAMPA BAY	P	0	0	0	0.0	0	0	0	0	0	0	0	0
11-08 at Pittsburgh	P	0	0	0	0.0	0	0	0	0	0	0	0	0
11-18 at Detroit	P	0	0	0	0.0	0	0	0	0	0	0	0	0
TOTALS		10/0	0	0	0	0.0	0	0	0	0	0	0	0



## SHAQ THOMPSON

Ht: 6-0    Wt: 230    Exp: 4  
Washington    Aqd: D1 '15  
Career GP/GS: (52/44) [4/4]

## THOMPSON CAREER STATISTICS

Year	Team	GP/GS	Tot	T	A	Sack	Yds	INT	Yds	Lg	TD	PD	FF	FR	Yds	TD
2015	Carolina	14/10	61	42	19	1.0	0.0	0	0	0	0	4	0	0	0	0
2016	Carolina	14/12	70	56	14	0.0	0.0	1	12	12	0	3	0	2	9	1
2017	Carolina	14/14	75	56	19	2.0	15.0	0	0	0	0	1	0	0	0	0
2018	Carolina	10/8	65	42	23	2.0	11.0	0	0	0	0	0	0	0	0	0
Totals		52/44	271	196	75	5.0	26.0	1	12	12	0	8	0	2	9	1

## SINGLE-GAME CAREER HIGHS

**TACKLES** 13 vs. Baltimore (10/28/18)  
**SACKS** 1.0 5x, last at Washington (10/14/18)  
**INTERCEPTIONS** 1 vs. San Diego (12/11/16)  
**FUMBLE RECOVERIES** 1 2x, last vs. San Francisco (9/18/16)

## 2018 GAME-BY-GAME


	P/S	TOT	SOLO	ASST	SACK	QBP	FR	FF	PD	TD	INT	YDS	TD
09-09 DALLAS	S	9	5	4	1.0	0	0	0	0	0	0	0	0
09-16 at Atlanta	S	5	2	3	0.0	2	0	0	0	0	0	0	0
09-23 CINCINNATI	S	8	6	2	0.0	2	0	0	0	0	0	0	0
10-07 NEW YORK GIANTS	S	4	2	2	0.0	0	0	0	0	0	0	0	0
10-14 at Washington	S	5	4	1	1.0	0	0	0	0	0	0	0	0
10-21 at Philadelphia	S	9	9	0	0.0	0	0	0	0	0	0	0	0
10-28 BALTIMORE	S	13	7	6	0.0	0	0	0	0	0	0	0	0
11-04 TAMPA BAY	P	3	2	1	0.0	2	0	0	0	0	0	0	0
11-08 at Pittsburgh	P	3	2	1	0.0	1	0	0	0	0	0	0	0
11-18 at Detroit	P	6	3	3	0.0	0	0	0	0	0	0	0	0
TOTALS		10/8	65	42	23	2.0	7	0	0	0	0	0	0

## 2018 NOTES

**vs CINCINNATI (9/23/18):** Key contributor on a defense that allowed just 66 rushing yards and forced four interceptions.

**vs BALTIMORE (10/28/18):** Recorded a career-high 13 tackles.

# DEFENSIVE BACKS



## MIKE ADAMS

Ht: 5-11 Wt: 205 Exp: 15  
Delaware Aqd: UFA '17 (Ind)  
Career GP/GS: (216/143) [7/7]



## JAMES BRADBERRY

Ht: 6-1 Wt: 212 Exp: 3  
Samford Aqd: D2 '16  
Career GP/GS: (39/39) [1/1]

### ADAMS CAREER STATISTICS

Year	Team	GP/GS	Tot	T	A	Sack	Yds	INT	Yds	Lg	TD	PD	FF	FR	Yds
2004	San Francisco	8/0	4	2	2	0.0	0.0	1	0	0	0	1	0	1	0
2005	San Francisco	14/10	68	55	13	1.0	5.0	4	36	40t	1	10	1	1	0
2006	San Francisco	16/8	67	53	14	0.0	0.0	0	0	0	3	0	0	0	0
2007	Cleveland	15/0	11	9	2	1.0	7.0	0	0	0	2	0	1	0	0
2008	Cleveland	14/5	42	20	22	0.0	0.0	2	18	18	0	2	0	1	0
2009	Cleveland	16/9	61	52	9	1.0	6.0	0	0	0	0	8	0	1	1
2010	Cleveland	15/2	34	31	3	1.0	10.0	2	51	26	0	6	0	0	0
2011	Cleveland	16/16	61	41	20	0.0	0.0	3	33	29	0	6	1	1	0
2012	Denver	16/16	80	60	20	1.0	2.0	0	0	0	11	2	2	2	0
2013	Denver	16/7	60	45	15	0.0	0.0	1	3	3	0	6	0	1	0
2014	Indianapolis	16/16	93	71	22	0.0	0.0	5	24	10	0	11	2	2	0
2015	Indianapolis	13/13	76	54	22	1.0	8.0	5	63	38	1	6	3	1	0
2016	Indianapolis	15/15	80	65	15	0.0	0.0	2	56	56	0	2	2	2	0
2017	Carolina	16/16	75	68	7	0.0	0.0	2	42	40	0	10	1	2	0
2018	Carolina	10/10	58	51	7	0.0	0.0	3	11	18	0	4	0	0	0
<b>Totals</b>		<b>216/143</b>	<b>870</b>	<b>677</b>	<b>193</b>	<b>6.0</b>	<b>38.0</b>	<b>30</b>	<b>337</b>	<b>56</b>	<b>2</b>	<b>88</b>	<b>12</b>	<b>16</b>	<b>1</b>

### SINGLE-GAME CAREER HIGHS

<b>TACKLES</b>	12	2x, last at Dallas (12/21/14)
<b>SACKS</b>	1.0	6x, last at Jacksonville (12/13/15)
<b>FORCED FUMBLES</b>	1	12x, last at New Orleans (12/3/17)
<b>FUMBLE RECOVERIES</b>	1	16x, last vs. Green Bay (12/17/17)
<b>INTERCEPTIONS</b>	2	5x, last vs. New York Giants (10/7/18)
<b>PASSES DEFENSED</b>	3	4x, last vs. Tennessee (9/28/14)

### NFL RANKINGS

- His 46 takeaways are the most among all active players.
- Has 17 interceptions since 2014, third-most interceptions in the NFL over that span.

### HONORS

- 2x Pro Bowl (2014, 2015)
- AFC Defensive Player of the Week (2015, Week 5)

### 2018 GAME-BY-GAME

	P/S	TOT	SOLO	ASST	SACK	QBP	FR	FF	PD	TD	INT	YDS	TD	
09-09 DALLAS	S	5	4	1	0.0	0	0	0	0	0	0	0	0	
09-16 at Atlanta	S	5	5	0	0.0	0	0	0	0	0	0	0	0	
09-23 CINCINNATI	S	7	7	0	0.0	0	0	0	0	0	0	0	0	
10-07 NEW YORK GIANTS	S	7	7	0	0.0	0	0	0	0	0	2	18	0	
10-14 at Washington	S	7	6	1	0.0	1	0	0	1	0	0	0	0	
10-21 at Philadelphia	S	5	2	3	0.0	1	0	0	2	0	0	0	0	
10-28 BALTIMORE	S	3	3	0	0.0	0	0	0	0	0	1	-7	0	
11-04 TAMPA BAY	S	6	5	1	0.0	1	0	0	1	0	0	0	0	
11-08 at Pittsburgh	S	5	4	1	0.0	0	0	0	0	0	0	0	0	
11-18 at Detroit	S	8	8	0	0.0	0	0	0	0	0	0	0	0	
TOTALS		10/10	58	51	7	0.0	3	0	0	4	0	3	11	0

### 2018 NOTES

**vs NEW YORK GIANTS (10/7/18):** Started at safety...Recorded two interceptions, the fifth multi-interception game of his career...Added seven tackles, tying his season high.

**vs BALTIMORE (10/28/18):** Tallied three tackles and one interception, his 30th career pick.

### BRADBERRY CAREER STATISTICS

Year	Team	GP/GS	Tot	T	A	Sack	Yds	INT	Yds	Lg	TD	PD	FF	FR	Yds
2016	Carolina	13/13	60	55	5	0.0	0.0	2	21	16	0	11	0	0	0
2017	Carolina	16/16	74	66	8	1.0	7.0	2	3	0	0	12	2	0	0
2018	Carolina	10/10	45	37	8	0.0	0.0	0	0	0	0	8	0	0	0
<b>Totals</b>		<b>39/39</b>	<b>179</b>	<b>158</b>	<b>21</b>	<b>1.0</b>	<b>7.0</b>	<b>4</b>	<b>24</b>	<b>16</b>	<b>0</b>	<b>33</b>	<b>2</b>	<b>0</b>	<b>0</b>

### SINGLE-GAME CAREER HIGHS

<b>TACKLES</b>	8	3x, last vs. Atlanta (11/5/17)
<b>INTERCEPTIONS</b>	1	4x, last vs. Green Bay (12/17/17)
<b>PASSES DEFENSED</b>	4	2x, last vs. Tampa Bay (11/4/18)
<b>FORCED FUMBLES</b>	1	2x, last vs. Green Bay (12/17/17)

### NFL RANKINGS

- Led all NFL cornerbacks with 85 tackles (press box statistics) in 2017 season.

### 2018 GAME-BY-GAME

	P/S	TOT	SOLO	ASST	SACK	QBP	FR	FF	PD	TD	INT	YDS	TD
09-09 DALLAS	S	1	1	0	0.0	1	0	0	1	0	0	0	0
09-16 at Atlanta	S	7	5	2	0.0	0	0	0	1	0	0	0	0
09-23 CINCINNATI	S	4	4	0	0.0	0	0	0	4	0	0	0	0
10-07 NEW YORK GIANTS	S	7	6	1	0.0	0	0	0	2	0	0	0	0
10-14 at Washington	S	5	4	1	0.0	0	0	0	1	0	0	0	0
10-21 at Philadelphia	S	4	4	0	0.0	0	0	0	1	0	0	0	0
10-28 BALTIMORE	S	6	5	1	0.0	0	0	0	0	0	0	0	0
11-04 TAMPA BAY	S	4	2	2	0.0	0	0	0	4	0	0	0	0
11-08 at Pittsburgh	S	4	3	1	0.0	0	0	0	0	0	0	0	0
11-18 at Detroit	S	3	3	0	0.0	0	0	0	0	0	0	0	0
<b>TOTALS</b>		<b>10/10</b>	<b>45</b>	<b>37</b>	<b>8</b>	<b>0.0</b>	<b>1</b>	<b>0</b>	<b>0</b>	<b>14</b>	<b>0</b>	<b>0</b>	<b>0</b>



## CORN ELDER

Ht: 5-10 Wt: 185 Exp: 2  
Miami Aqd: D5 '17  
Career GP/GS: (7/0) [0/0]

### ELDER CAREER STATISTICS

Year	Team	GP/GS	Tot	T	A	Sack	Yds	INT	Yds	Lg	TD	PD	FF	FR	Yds
2017	Carolina	0/0	0	0	0	0.0	0	0	0	0	0	0	0	0	0
2018	Carolina	7/0	3	1	2	0.0	0	0	0	0	0	0	0	0	0
<b>Totals</b>		<b>7/0</b>	<b>3</b>	<b>1</b>	<b>2</b>	<b>0.0</b>	<b>0</b>	<b>0</b>	<b>0</b>	<b>0</b>	<b>0</b>	<b>0</b>	<b>0</b>	<b>0</b>	<b>0</b>

### 2018 GAME-BY-GAME

	P/S	TOT	SOLO	ASST	SACK	QBP	FR	FF	PD	TD	INT	YDS	TD
09-09 DALLAS	P	0	0	0	0.0	0	0	0	0	0	0	0	0
09-16 at Atlanta	P	3	1	2	0.0	0	0	0	0	0	0	0	0
09-23 CINCINNATI	P	0	0	0	0.0	0	0	0	0	0	0	0	0
10-07 NEW YORK GIANTS					INACTIVE								
10-14 at Washington					INACTIVE								
10-21 at Philadelphia					INACTIVE								
10-28 BALTIMORE	P	0	0	0	0.0	0	0	0	0	0	0	0	0
11-04 TAMPA BAY	P	0	0	0	0.0	0	0	0	0	0	0	0	0
11-08 at Pittsburgh	P	0	0	0	0.0	0	0	0	0	0	0	0	0
11-18 at Detroit	P	0	0	0	0.0	0	0	0	0	0	0	0	0
<b>TOTALS</b>	<b>7/0</b>	<b>3</b>	<b>1</b>	<b>2</b>	<b>0.0</b>	<b>0</b>	<b>0</b>	<b>0</b>	<b>0</b>	<b>0</b>	<b>0</b>	<b>0</b>	<b>0</b>



## RASHAAN GAULDEN

Ht: 6-1 Wt: 200 Exp: R  
Tennessee Aqd: D3 '18  
Career GP/GS: (9/0) [0/0]

### GAULDEN CAREER STATISTICS

Year	Team	GP/GS	Tot	T	A	Sack	Yds	INT	Yds	Lg	TD	PD	FF	FR	Yds
2018	Carolina	9/0	10	8	2	0.0	0	0	0	0	0	0	0	0	0
<b>Totals</b>		<b>9/0</b>	<b>10</b>	<b>8</b>	<b>2</b>	<b>0.0</b>	<b>0</b>	<b>0</b>	<b>0</b>	<b>0</b>	<b>0</b>	<b>0</b>	<b>0</b>	<b>0</b>	<b>0</b>

### SINGLE-GAME CAREER HIGHS

**TACKLES** 3 vs. New York Giants (10/7/18)

### 2018 GAME-BY-GAME

	P/S	TOT	SOLO	ASST	SACK	QBP	FR	FF	PD	TD	INT	YDS	TD
09-09 DALLAS	P	0	0	0	0.0	0	0	0	0	0	0	0	0
09-16 at Atlanta	P	1	1	0	0.0	0	0	0	0	0	0	0	0
09-23 CINCINNATI	P	0	0	0	0.0	0	0	0	0	0	0	0	0
10-07 NEW YORK GIANTS	P	3	2	1	0.0	0	0	0	0	0	0	0	0
10-14 at Washington	P	1	1	0	0.0	0	0	0	0	0	0	0	0
10-21 at Philadelphia	P	2	2	0	0.0	0	0	0	0	0	0	0	0
10-28 BALTIMORE					INACTIVE								
11-04 TAMPA BAY	P	1	0	1	0.0	0	0	0	0	0	0	0	0
11-08 at Pittsburgh	P	2	2	0	0.0	0	0	0	0	0	0	0	0
11-18 at Detroit	P	0	0	0	0.0	0	0	0	0	0	0	0	0
<b>TOTALS</b>	<b>9/0</b>	<b>10</b>	<b>8</b>	<b>2</b>	<b>0.0</b>	<b>0</b>	<b>0</b>	<b>0</b>	<b>0</b>	<b>0</b>	<b>0</b>	<b>0</b>	<b>0</b>



## DONTE JACKSON

Ht: 5-10 Wt: 180 Exp: R  
LSU Aqd: D2 '18  
Career GP/GS: (10/10) [0/0]

### JACKSON CAREER STATISTICS

Year	Team	GP/GS	Tot	T	A	Sack	Yds	INT	Yds	Lg	TD	PD	FF	FR	Yds
2018	Carolina	10/10	49	44	5	1.0	8.0	4	0	0	0	4	1	0	0
<b>Totals</b>		<b>10/10</b>	<b>49</b>	<b>44</b>	<b>5</b>	<b>1.0</b>	<b>8.0</b>	<b>4</b>	<b>0</b>	<b>0</b>	<b>0</b>	<b>4</b>	<b>1</b>	<b>0</b>	<b>0</b>

### SINGLE-GAME CAREER HIGHS

**TACKLES** 8 vs. Cincinnati (9/23/18)  
**FORCED FUMBLES** 1 at Atlanta (9/16/18)  
**INTERCEPTIONS** 2 vs. Cincinnati (9/23/18)  
**PASSES DEFENSED** 2 at Washington (10/14/18)

### 2018 GAME-BY-GAME

	P/S	TOT	SOLO	ASST	SACK	QBP	FR	FF	PD	TD	INT	YDS	TD
09-09 DALLAS	S	5	4	1	0.0	0	0	0	1	0	0	0	0
09-16 at Atlanta	S	6	6	0	0.0	0	0	1	0	0	1	0	0
09-23 CINCINNATI	S	8	8	0	0.0	0	0	0	0	0	2	0	0
10-07 NEW YORK GIANTS	S	7	7	0	0.0	0	0	0	0	0	0	0	0
10-14 at Washington	S	2	2	0	0.0	0	0	0	2	0	0	0	0
10-21 at Philadelphia	S	5	1	4	0.0	0	0	0	0	0	0	0	0
10-28 BALTIMORE	S	3	3	0	1.0	0	0	1	0	0	0	0	0
11-04 TAMPA BAY	S	7	7	0	0.0	0	0	0	0	0	1	0	0
11-08 at Pittsburgh	S	4	4	0	0.0	0	0	0	0	0	0	0	0
11-18 at Detroit	S	2	2	0	0.0	0	0	0	0	0	0	0	0
<b>TOTALS</b>	<b>10/10</b>	<b>49</b>	<b>44</b>	<b>5</b>	<b>1.0</b>	<b>0</b>	<b>0</b>	<b>1</b>	<b>4</b>	<b>0</b>	<b>4</b>	<b>0</b>	<b>0</b>

### 2018 NOTES

**at ATLANTA (9/16/18):** Recorded an interception and forced fumble...Tied for fastest interception in a career with James Bradberry and Chris Gamble (Week 2, rookie year).

**vs CINCINNATI (9/23/18):** Started at cornerback and recorded two interceptions and eight tackles...Became one of eight players in NFL history to record three interceptions in his first three career games...Key contributor on a defense that allowed just 66 rushing yards and recorded four interceptions.

**vs TAMPA BAY (11/4/18):** Recorded fourth interception of the season...Added seven tackles.





## COLIN JONES

Ht: 6-0 Wt: 205 Exp: 8  
TCU Aqd: TR '12 (SF)  
Career GP/GS: (115/14) [9/1]

### JONES CAREER STATISTICS

Year	Team	GP/GS	Tot	T	A	Sack	Yds	INT	Yds	Lg	TD	PD	FF	FR	Yds
2011	San Francisco	13/0	0	0	0	0.0	0.0	0	0	0	0	0	0	0	0
2012	Carolina	15/0	3	2	1	0.0	0.0	0	0	0	0	0	0	0	0
2013	Carolina	16/0	1	1	0	0.0	0.0	0	0	0	0	0	0	0	0
2014	Carolina	16/2	20	19	1	1.0	6.0	0	0	0	4	1	0	0	0
2015	Carolina	15/3	17	14	3	0.0	0.0	1	0	0	0	0	0	0	0
2016	Carolina	14/1	2	1	1	0.0	0.0	0	0	0	0	0	0	0	0
2017	Carolina	16/7	21	14	7	0.0	0.0	1	10	0	2	0	0	1	0
2018	Carolina	9/1	13	11	2	0.0	0.0	0	0	0	1	0	0	1	0
<b>Totals</b>		<b>115/14</b>	<b>77</b>	<b>62</b>	<b>9</b>	<b>1.0</b>	<b>6.0</b>	<b>2</b>	<b>10</b>	<b>0</b>	<b>1</b>	<b>6</b>	<b>1</b>	<b>1</b>	<b>0</b>

### SINGLE-GAME CAREER HIGHS


<b>TACKLES</b>	8	vs. Cincinnati (9/23/18)
<b>INTERCEPTIONS</b>	1	2x, last vs. Green Bay (12/17/17)
<b>FORCED FUMBLES</b>	1	at Tampa Bay (12/14/14)
<b>PASSES DEFENSED</b>	2	at Tampa Bay (12/14/14)

### 2018 GAME-BY-GAME

	P/S	TOT	SOLO	ASST	SACK	QBP	FR	FF	PD	TD	INT	YDS	TD
09-09 DALLAS	P	2	1	1	0.0	0	0	0	0	0	0	0	0
09-16 at Atlanta	P	1	1	0	0.0	0	0	0	0	0	0	0	0
09-23 CINCINNATI	S	8	7	1	0.0	0	0	0	0	0	0	0	0
10-07 NEW YORK GIANTS	P	0	0	0	0.0	0	1	0	0	1	0	0	0
10-14 at Washington	P	0	0	0	0.0	0	0	0	0	0	0	0	0
10-21 at Philadelphia	P	0	0	0	0.0	0	0	0	0	0	0	0	0
10-28 BALTIMORE	P	1	1	0	0.0	0	0	0	0	0	0	0	0
11-04 TAMPA BAY	P	0	0	0	0.0	0	0	0	0	0	0	0	0
11-08 at Pittsburgh	P	1	1	0	0.0	0	0	0	0	0	0	0	0
11-18 at Detroit	P	0	0	0	0.0	0	0	0	0	0	0	0	0
<b>TOTALS</b>		<b>10/1</b>	<b>13</b>	<b>11</b>	<b>2</b>	<b>0.0</b>	<b>0</b>	<b>1</b>	<b>0</b>	<b>1</b>	<b>0</b>	<b>0</b>	<b>0</b>

### 2018 NOTES

**vs NEW YORK GIANTS (10/7/18):** Scored first-career touchdown on a fumble recovery in the end zone on a muffed punt by the Giants.



## CAPTAIN MUNNERLYN

Ht: 5-9 Wt: 195 Exp: 10  
South Carolina Aqd: UFA '17 (MIN)  
Career GP/GS: (148/83) [3/1]

### MUNNERLYN CAREER STATISTICS

Year	Team	GP/GS	Tot	T	A	Sack	Yds	INT	Yds	Lg	TD	PD	FF	FR	Yds
2009	Carolina	15/4	43	35	8	0.0	0.0	0	0	0	2	1	1	0	0
2010	Carolina	16/5	47	41	6	0.0	0.0	3	37	37t	1	10	1	0	0
2011	Carolina	14/14	55	36	19	2.0	7.0	0	0	0	0	7	1	1	0
2012	Carolina	16/11	66	51	15	0.0	0.0	2	107	74t	2	6	0	0	0
2013	Carolina	16/16	86	60	26	3.5	22.5	2	86	45t	2	13	1	1	0
2014	Minnesota	16/16	69	54	15	0.0	0.0	2	1	1	0	7	0	1	0
2015	Minnesota	16/5	56	48	8	1.0	9.0	2	30	32	0	7	1	2	55
2016	Minnesota	15/9	51	38	13	0.0	0.0	0	0	0	0	3	1	0	0
2017	Carolina	14/0	30	24	6	2.0	18.0	0	0	0	0	5	0	0	0
2018	Carolina	10/3	28	23	5	0.0	0.0	1	2	0	0	4	0	1	0
<b>Totals</b>		<b>148/83</b>	<b>531</b>	<b>410</b>	<b>121</b>	<b>8.5</b>	<b>56.5</b>	<b>12</b>	<b>263</b>	<b>74t</b>	<b>5</b>	<b>64</b>	<b>6</b>	<b>7</b>	<b>55</b>

### SINGLE-GAME CAREER HIGHS

<b>TACKLES</b>	9	4x, last Carolina (9/25/16)
<b>INTERCEPTIONS</b>	1	12x, last vs. Baltimore (10/28/18)
<b>PASSES DEFENSED</b>	3	at Seattle (12/5/10)
<b>FORCED FUMBLES</b>	1	6x, last vs. Arizona (11/6/16)
<b>FUMBLE RECOVERIES</b>	1	7x, last vs Dallas (9/9/18)
<b>SACKS</b>	2.0	vs. New York Jets (12/15/13)
<b>LONG INT RETURN</b>	74t	vs. Tampa Bay (11/18/12)
<b>LONG KICKOFF RETURN</b>	64	vs. Baltimore (11/21/10)
<b>LONG PUNT RETURN</b>	37	2x, last at Tampa Bay (11/14/10)

### FRANCHISE RANKINGS

- Ranks first all-time in franchise history with five career interception returns for touchdowns.
- Tied for first in franchise history with two interception returns for touchdowns in same season (2012, 2013).
- Ranks second in franchise history among defensive backs with 7.5 sacks as a Panther.


### 2018 GAME-BY-GAME

	P/S	TOT	SOLO	ASST	SACK	QBP	FR	FF	PD	TD	INT	YDS	TD
09-09 DALLAS	P	2	2	0	0.0	0	1	0	0	0	0	0	0
09-16 at Atlanta	P	1	1	0	0.0	0	0	0	0	0	0	0	0
09-23 CINCINNATI	S	1	0	1	0.0	2	0	0	1	0	0	0	0
10-07 NEW YORK GIANTS	P	3	2	1	0.0	1	0	0	1	0	0	0	0
10-14 at Washington	P	3	3	0	0.0	0	0	0	1	0	0	0	0
10-21 at Philadelphia	P	2	1	1	0.0	0	0	0	0	0	0	0	0
10-28 BALTIMORE	P	4	3	1	0.0	0	0	0	0	0	1	2	0
11-04 TAMPA BAY	S	9	9	0	0.0	2	0	0	0	0	0	0	0
11-08 at Pittsburgh	S	2	1	1	0.0	0	0	0	1	0	0	0	0
11-18 at Detroit	P	1	1	0	0.0	0	0	0	0	0	0	0	0
TOTALS	10/3	28	23	5	0.0	5	1	0	4	0	1	2	0

### 2018 NOTES

**vs BALTIMORE (10/28/18):** Tallied four tackles and one interception, his first since 2015 vs. New York Giants (12/27/15).

**vs TAMPA BAY (11/4/18):** Started and served as the primary nickelback...Tallied season-high nine tackles and two quarterback pressures.



# ERIC REID

Ht: 6-1    Wt: 215    Exp: 5  
 LSU    Aqd: FA '18  
 Career GP/GS: (77/76) [3/3]

## REID CAREER STATISTICS

Year	Team	GP/GS	Tot	T	A	Sack	Yds	INT	Yds	Lg	TD	PD	FF	FR	Yds
2013	San Francisco	16/16	92	69	23	0.0	0.0	4	54	53	0	11	0	1	0
2014	San Francisco	15/15	55	39	16	0.0	0.0	3	138	73	0	7	0	0	0
2015	San Francisco	16/16	81	59	22	1.0	3.0	0	0	0	7	1	0	0	0
2016	San Francisco	10/10	81	55	26	0.0	0.0	1	13	13	0	5	1	0	0
2017	San Francisco	13/12	66	52	14	0.0	0.0	2	0	0	4	0	1	0	0
2018	Carolina	7/7	43	40	3	1.0	6.0	1	39	39	0	1	0	0	0
<b>Totals</b>		<b>77/76</b>	<b>345</b>	<b>285</b>	<b>60</b>	<b>2.0</b>	<b>9.0</b>	<b>11</b>	<b>244</b>	<b>73</b>	<b>0</b>	<b>35</b>	<b>2</b>	<b>2</b>	<b>0</b>

## SINGLE-GAME CAREER HIGHS

<b>TACKLES</b>	13	2x, last at Seattle (9/25/16)
<b>SACKS</b>	1.0	2x, last vs. Baltimore (10/28/18)
<b>INTERCEPTIONS</b>	1	11x, last vs. Tampa Bay (11/4/18)
<b>LONG INT RETURN</b>	73	at Seattle (12/14/14)
<b>FORCED FUMBLES</b>	1	2x, last vs Arizona (10/6/16)
<b>FUMBLE RECOVERIES</b>	1	vs. Arizona (10/13/13)
<b>PASSES DEFENSED</b>	2	3x, last at Arizona (11/13/16)

## HONORS

- Pro Bowl (2013)
- PFWA All-Rookie Team (2013)

## 2018 GAME-BY-GAME

	P/S	TOT	SOLO	ASST	SACK	QBP	FR	FF	PD	TD	INT	YDS	TD
09-09 DALLAS													
09-16 at Atlanta													
09-23 CINCINNATI													
10-07 NEW YORK GIANTS	S	3	3	0	0.0	0	0	0	0	0	0	0	0
10-14 at Washington	S	7	7	0	0.0	0	0	0	0	0	0	0	0
10-21 at Philadelphia	S	8	7	1	0.0	0	0	0	0	0	0	0	0
10-28 BALTIMORE	S	9	8	1	1.0	0	0	0	0	0	0	0	0
11-04 TAMPA BAY	S	3	3	0	0.0	1	0	0	0	0	1	39	0
11-08 at Pittsburgh	S	7	6	1	0.0	0	0	0	0	0	0	0	0
11-18 at Detroit	S	6	6	0	0.0	1	0	0	1	0	0	0	0
<b>TOTALS</b>	<b>7/7</b>	<b>43</b>	<b>40</b>	<b>3</b>	<b>1.0</b>	<b>2</b>	<b>0</b>	<b>0</b>	<b>1</b>	<b>0</b>	<b>1</b>	<b>39</b>	<b>0</b>

## 2018 NOTES

**vs NEW YORK GIANTS (10/7/18):** Started at safety in his debut with Carolina...Recorded three tackles.

**vs BALTIMORE (10/28/18):** Recorded a season-high nine tackles and one sack.

**vs TAMPA BAY (11/4/18):** Started and recorded three tackles, one interception and one quarterback pressure...Returned the interception 39 yards on the run back.