



BANK OF AMERICA STADIUM (73,778) / OCTOBER 28, 2018 • 1:00 PM / PANTHERS.COM

CAROLINA PANTHERS (4-2) vs. BALTIMORE RAVENS (4-3)

PANTHERS RETURN HOME TO FACE RAVENS

CAROLINA vs. BALTIMORE

- Carolina returns to Bank of America Stadium to face the Ravens after a dramatic come-from-behind 21-17 win at Philadelphia. The Panthers mounted the largest fourth-quarter comeback in franchise history with 21 unanswered points to overcome a 17-0 fourth-quarter deficit.
- In the fourth quarter, Cam Newton threw for 201 yards on 16-of-22 passing for two touchdowns, orchestrating his 17th career game-winning drive which culminated with a one-yard touchdown to Greg Olsen with 1:22 left. He finished with 269 yards throwing despite only 5 net passing yards at halftime.
- This season, Newton ranks second in the NFL in fourth quarter passing yards (689) and tied for second in fourth quarter passing touchdowns (6). He has topped 200 yards in the fourth quarter in two different games this year, the only NFL QB to do so.
- Last Sunday, Newton also rushed for two first downs on 49 yards rushing, passing Michael Vick for the most rushing first downs (344) by a quarterback in NFL history.
- Luke Kuechly finished with a game-high 18 tackles (coaches stats), including four for loss, at Philadelphia. He also had a sack, his second of the season. Kuechly made three of his four stops for loss in the fourth quarter as Carolina held the Eagles to just 22 total yards, one first down and a turnover to help spark the comeback. Kuechly has nine tackles for loss this season, tying for fourth in the NFL.
- Sunday's game features a matchup of five of the top six active players in career tackles as Thomas Davis (1,009), Eric Weddle (1,000), Luke Kuechly (871), Terrell Suggs (830) and Mike Adams (824) take the field. Julius Peppers, Suggs and Adams are the three longest-tenured defensive players currently active in the NFL.

BROADCAST INFORMATION



TELEVISION

CBS
(WBTV in Charlotte)

Play-by-Play: Greg Gumbel

Analyst: Trent Green

Analyst: Bruce Arians

Sideline: Melanie Collins



SPANISH RADIO

WGSP-FM

(102.3 FM in Charlotte)

Play-by-Play: Jaime Moreno

Analyst: Luis Moreno, Jr.



RADIO FLAGSHIP

WBT-AM

(1110 AM/99.3 FM in Charlotte)

Play-by-Play: Mick Mixon

Analyst: Jim Szoke

Analyst: Eugene Robinson

Sideline: Kevin Donnalley



NATIONAL RADIO

ESPN Radio

Play-by-Play: Jason Benetti

Analyst: Bill Polian

Sideline: Dianna Russini

STATISTICAL SNAPSHOT

Below are the 2018 regular season averages and NFL rankings for Carolina and Baltimore in some key statistical categories:

	Carolina		Baltimore	
	Avg.	Rank	Avg.	Rank
OFFENSE				
Total Yards Per Game	363.3	18th	387.0	9th
Rushing Yards Per Game	136.3	4th	96.0	24th
Rushing Yards Per Attempt	5.2	1st	3.4	31st
Passing Net Yards Per Game	227.0	22nd	291.0	9th
Sacks Per Pass Play	4.5%	9th	4.0%	6th
Sacks Allowed	10	5th(t)	13	9th(t)
Third Down Efficiency	39.1	17th	46.3	5th
Points Per Game	23.7	18th	25.1	15th
DEFENSE				
Total Yards Per Game	355.3	13th	280.6	1st
Rushing Yards Per Game	95.0	9th	90.1	7th
Rushing Yards Per Attempt	4.2	16th	3.8	5th
Passing Net Yards Per Game	260.3	17th	190.4	2nd
Sacks Per Pass Play	6.9%	15th	9.9%	2nd
Sacks	16	18th(t)	27	1st
Third Down Efficiency	32.8	4th	28.9	2nd
Points Per Game	21.8	5th(t)	14.4	1st

2018 Individual Leaders

Passing	Yds	Cmp%	TD	INT	Rtg
Cam Newton, Car.	1427	65.6	11	4	94.7
Joe Flacco, Balt.	2067	61.7	11	4	88.5

Rushing	Att	Yds	Avg	Lng	TD
Christian McCaffrey, Car.	78	378	4.8	45	0
Alex Collins, Balt.	87	309	3.6	19	4

Receiving	Rec	Yds	Avg	Lng	TD
Devin Funchess, Car.	29	374	12.9	27	3
John Brown, Balt.	28	558	19.9	71	4



WEEK 8: CAROLINA PANTHERS VS. BALTIMORE RAVENS



PANTHERS BESTS VS. BALTIMORE

Rushing yards: 120, Mike Goodson vs. Baltimore (11/21/10)
Receiving yards: 189, Steve Smith at Baltimore (10/15/06)
Receptions: 8, Steve Smith at Baltimore (10/15/06)
Passing yards: 365, Jake Delhomme at Baltimore (10/15/06)



Steve Smith had eight catches for 189 yards and one touchdown in 2006 at Baltimore.

THE SERIES

Carolina leads the series with Baltimore, 3-2, including a 2-1 record at home in Charlotte. The Panthers won the first three games in the series, while Baltimore has won the last two in 2010 and 2014.

BY THE NUMBERS

Record vs. Ravens: 3-2
Home Record: 2-1
Last game: Baltimore 38 Carolina 10 (9/28/14)
Last game at home: Baltimore 37 Carolina 13 (11/21/10)
Last Panthers win: Carolina 23 Baltimore 21 (10/15/06)
Last Ravens win: Baltimore 38 Carolina 10 (9/28/14)
Panthers largest winning margin: 11 at Carolina (12/15/96)
Ravens largest winning margin: 28 at Baltimore (9/28/14)
Current series streak: Baltimore W2
Panthers longest winning streak: 3 gms, (1996-2006)
Ravens longest winning streak: 2 gms (2010-pres)
Most points, Panthers: 27 at Carolina (12/15/96)
Most points, Ravens: 38 at Baltimore (9/28/14)
Most points, both teams: 50 at Carolina (11/21/10)
Fewest points, Panthers: 10, 2x most recent at Baltimore (9/28/14)
Fewest points, Ravens: 7, at Carolina (9/8/02)
Fewest points, both teams: 17, at Carolina (9/8/02)

THE SERIES

BALTIMORE RAVENS (3-2)

Home: 2-1...Away: 1-1...Playoffs: 0-0

12/15/96...	BALTIMORE	W	27-16
09/08/02...	BALTIMORE	W	10-7
10/15/06...	at Baltimore	W	23-21
11/21/10...	BALTIMORE	L	13-37
09/28/14...	at Baltimore	L	10-38

INDIVIDUAL CAREER STATS VS. BALTIMORE

Cam Newton (1 gm):	197.0 pass yd/gm, 56.0 comp %, 1 pass TD, 0 INT, 94.9 rtg, 7.0 rush yds/gm, 0 rush TD
Greg Olsen (2 gms):	19.0 rec yd/gm, 0 rec TD, 30 rec yds game high
Torrey Smith (1 gm):	96.0 rec yd/gm, 1 rec TD, 96 rec yds game high
Julius Peppers (3 gms):	20 tackles, 4.0 sacks, 1 PD, 1 FF
Luke Kuechly (1 gm):	12 tackles, 1 TFL
Thomas Davis (1 gm):	4 tackles
Mike Adams (13 gms):	33 tackles, 1.0 sacks, 1 INT, 1 FF, 2 FR

NOTABLE CONNECTIONS

Coaching Connections

- Panthers head coach Ron Rivera and Ravens head coach John Harbaugh coached together on the Eagles staff from 1999-2003. They also coached with Ravens offensive coordinator Marty Mornhinweg in 2003.
- Panthers offensive line coach John Matsko coached with Ravens head coach John Harbaugh, special teams coordinator Jerry Rosburg and offensive assistant Craig Van Steeg on the Ravens staff from 2008-10.
- Ravens head coach John Harbaugh coached with Panthers defensive line coach Brady Hoke on the Western Michigan staff from 1984-86.
- Panthers running backs coach Jim Skipper entered the professional coaching ranks with the Philadelphia/Baltimore Stars from 1983-85.
- Ravens defensive coordinator Don Martindale coached with Panthers offensive coordinator Norv Turner on the Oakland Raiders staff from 2004-05.
- Ravens assistant head coach/tight ends coach Greg Roman spent six seasons on the Panthers coaching staff from 1995-2001.
- Panthers offensive quality control coach Drew Terrell played for Stanford while Ravens tight ends coach Andy Bischoff was a member of the coaching staff from 2009-10.
- Ravens defensive line coach Joe Cullen worked with Panthers offensive coordinator Norv Turner and quarterbacks coach Scott Turner on the Cleveland Browns coaching staff in 2013.
- Ravens quarterbacks coach James Urban was a member of the Bengals staff in 2012 while Panthers assistant offensive line coach Travelle Wharton was on the team.

Player Connections

- Panthers wide receiver Torrey Smith was drafted by the Ravens in 2011 and played his first four seasons with Baltimore.
- Ravens wide receiver Willie Snead IV spent time on the Panthers practice squad in 2014.

Regional Connections

- Panthers tight end Ian Thomas is a native of Baltimore.
- Panthers wide receiver Torrey Smith is a native of Falmouth, Va.
- Panthers linebacker Jermaine Carter Jr. is a native of Rockville, Md.
- Ravens defensive back Anthony Levine Sr. is from Winston-Salem, N.C.
- Ravens wide receivers coach Bobby Engram is a native of Camden, S.C.
- Ravens specialist coach Randy Brown attend Catawba College in Salisbury, N.C.
- Ravens defensive quality control coach Sterling Lucas is a native of Orangeburg, SC and played collegiately at NC State. Upon graduation, Lucas joined NC State's coaching staff from 2013-15.

College Connections

- Panthers wide receivers Torrey Smith, DJ Moore and linebacker Jermaine Carter Jr. played collegiately at the University of Maryland.
- Ravens tackle James Hurst played collegiately at the University of North Carolina.
- Ravens guard Matt Skura played collegiately at Duke.
- Ravens tight end Hayden Hurst played collegiately at South Carolina.
- Ravens assistant director of player personnel Chad Alexander attended Wake Forest University.
- Ravens offensive line coach Joe D'Alessandris attended Western Carolina in 1977.
- Panthers wide receiver Devin Funchess and Ravens defensive end Chris Wormley and defensive tackle Willie Henry played together at Michigan.
- Panthers defensive end Wes Horton and Ravens running back Javorious Allen played together at Southern Cal.



THE HEAD COACHES



Ron RIVERA

NFL: 22nd season

Panthers HC: 8th season

Regular Season: 68-49-1 (.573)

Postseason: 3-4 (.429)

Ron Rivera became the fourth coach in Carolina Panthers history on January 11, 2011.

In seven seasons, Rivera has guided the team to a Super Bowl appearance, an NFC Championship and three NFC South titles. The Panthers have advanced to the playoffs in four of the last five seasons, tied for the most in the NFC over that span. Rivera is a two-time (2013 and 2015) Associated Press NFL Coach of the Year award winner. In 2015, Rivera led the Panthers to the second Super Bowl appearance in team history following a franchise-best 15-1 record and their third consecutive NFC South championship. In the process, Carolina became the fourth team in the Super Bowl era to start a season 14-0. Carolina's 18-game regular season winning streak, beginning in 2014, was the longest in NFC history. In 2013, Rivera guided Carolina to its first playoff appearance since 2008 and in 2014, he led the Panthers to the team's first playoff win since 2005.

With 64 career regular season wins, Rivera is 10 wins away from becoming the Panthers all-time winningest coach, surpassing John Fox.

Before joining the Panthers in 2011, Rivera coached the San Diego Chargers (2007-10), Chicago Bears (2004-06, 1997-98) and Philadelphia Eagles (1999-03). In 2006, the Bears defense led the NFL with 44 takeaways, helping propel Chicago to an appearance in Super Bowl XLI.

Rivera is just the third Latino head coach in NFL history, joining Tom Flores with the Oakland Raiders (1979-87) and Seattle Seahawks (1992-94) and Tom Fears with the New Orleans Saints (1967-70).


A second-round draft choice in 1984 by Chicago, Rivera played nine seasons with the Bears. Primarily an outside linebacker, he was a member of the Super Bowl XX championship team in 1985.

An All-American at the University of California, Rivera finished his career as the school's all-time leader in sacks with 22 and tackles with 336.

Born January 7, 1962 in Fort Ord, Calif., he and his wife, Stephanie, have two children – Christopher and Courtney.

RIVERA COACHING HISTORY

2011-	Carolina Panthers	Head Coach
2008-10	San Diego Chargers	Defensive Coordinator
2007-08	San Diego Chargers	Inside Linebackers
2004-06	Chicago Bears	Defensive Coordinator
1999-2003	Philadelphia Eagles	Linebackers
1997-98	Chicago Bears	Defensive Quality Control



John HARBAUGH

NFL: 21st season

Ravens HC: 11th season

Regular Season: 95-67 (.590)

Postseason: 10-5 (.667)

Super Bowl-winning head coach John Harbaugh enters his 11th season at the helm in Baltimore. He has led the Ravens to a playoff berth in six (2008-2012 and 2014) of his 10 full seasons, and in 2012, captured the franchise's second Super Bowl championship. Under Harbaugh's guidance, the Ravens have secured an appearance in three AFC Championship games (2008, 2011 & 2012). Baltimore is one of only eight teams with at least six playoff berths in the past 10 seasons: N.E. (8), G.B. (8), Pitt. (7), Atl. (6), Balt. (6), Cin. (6), Ind. (6) and Sea. (6). Additionally, under Harbaugh, the Ravens' 10 playoff wins since 2008 rank as the NFL's second most (N.E., 13).

In 2017, the Ravens compiled a 9-7 record, falling one game short of the playoffs (lost on a tiebreaker with Buffalo). In their most recent playoff year of 2014, the Ravens posted a 10-6 record en route to capturing a 30-17 victory at Pittsburgh in the Wild Card round. In 2012, the Ravens seized the franchise's second Super Bowl championship, besting the San Francisco 49ers by a final of 34-31. In his initial season with the team (2008), Harbaugh led Baltimore to an 11-5 record and a berth in the AFC Championship Game. Baltimore set an NFL record that season for most total wins (13) by a team with both a rookie head coach and a rookie starting quarterback (Joe Flacco).

Harbaugh spent his first 10 NFL seasons (1998-2007) with the Philadelphia Eagles. He was the team's secondary coach in 2007, after nine seasons as its special teams coordinator. He was voted the 2001 NFL's Special Teams Coach of the Year by his coaching peers.

Harbaugh played defensive back at Miami (Ohio) from 1980-83, earned degree in political science. Coached collegiately at Western Michigan (1984-86), Pittsburgh (1987), Morehead State (1988), Cincinnati (1989-96), and Indiana (1997).

Born in Perrysburg, Ohio on September 23, 1962, Harbaugh and his wife, Ingrid, have a daughter, Alison. He is the son of longtime college coach Jack, and his brother, Jim, the current University of Michigan head coach, played for the Ravens in 1998. John's brother-in-law, Tom Crean, who is Georgia's head basketball coach, is married to the brothers' sister, Joani.

HARBAUGH COACHING HISTORY

2008-	Baltimore Ravens	Head Coach
1998-2007	Philadelphia Eagles	Special Teams Coordinator/ Defensive Backs
1997	Indiana	Special Teams Coordinator/ Defensive Backs
1989-96	Cincinnati	Special Teams Coordinator
1988	Morehead State	Special Teams/Secondary
1987	Pittsburgh	Tight Ends
1984-87	Western Michigan	Running Backs/Linebackers

THE LAST TIME...

GAME SUMMARY

BALTIMORE 38, CAROLINA 10

SEPT. 28, 2014 • M&T BANK STADIUM • BALTIMORE, MD

Baltimore quarterback Joe Flacco completed 22-of-31 passes for 327 yards and three touchdowns leading the Ravens to a 38-10 victory over Carolina. Flacco's first touchdown went to former Panthers wide receiver Steve Smith, Sr., who was in the right place at the right time. The pass was intended for tight end Owen Daniels, who got one hand on the ball and redirected it into the path of Smith. He caught the ball in stride and ran 61 yards to give the Ravens a 7-0 lead in the second quarter. Carolina answered with a 10-play, 80-yard touchdown drive. Newton fired a strike down the sideline to wide receiver Jericho Cotchery for a 30-yard gain on third-and-eight to keep the drive alive. Then on third-and-14, he found wide receiver Kelvin Benjamin wide open for a 28-yard touchdown. Baltimore wasted little time regaining the lead, moving the ball in chunks before running back Justin Forsett plunged in for a 1-yard touchdown. The Ravens added to the lead after a Carolina three-and-out. Flacco beat the blitz with a 29-yard completion to Torrey Smith over the middle, setting up Smith Sr.'s second touchdown of the day. Flacco lofted a pass down the sideline, and despite pass interference from cornerback Melvin White, Smith Sr. hauled in the 21-yard pass in the back of the end zone. A miscue at the start of the second half was a devastating punch to Carolina's gut. Defensive tackle Dwan Edwards stopped Forsett for a loss of two yards on third-and-one to force a punt. But Carolina had 12 men on the field for the punt return, giving the Ravens a new set of downs. Seven plays later, Flacco completed a 24-yard touchdown pass to Torrey Smith, giving Baltimore a 28-7 lead. Graham Gano converted a 37-yard field goal for the Panthers after a 30-yard touchdown pass to Benjamin was overturned and ruled an incompletion when instant replay showed that Benjamin had one foot out of bounds. Ravens running back Lorenzo Taliaferro recorded a 1-yard touchdown run early in the fourth quarter and Justin Tucker later converted a 30-yard field goal to account for the final scoring.

SCORING

SCORE BY PERIODS	1	2	3	4	OT	TOTAL
Carolina Panthers	0	7	3	0	0	10
Baltimore Ravens	0	21	7	10	0	38

SCORING DRIVES

Team	Qtr	Time	Play Description (Extra Point) (Drive Info)	CAR	BAL
Ravens	2	13:12	S.Smith 61 yd. pass from J.Flacco (J.Tucker kick) (5-80, 2:30)	0	7
Panthers	2	8:35	K.Benjamin 28 yd. pass from C.Newton (G.Gano kick) (10-80, 4:37)	7	7
Ravens	2	5:22	J.Forsett 11 yd. run (J.Tucker kick) (8-80, 3:13)	7	14
Ravens	2	1:53	S.Smith 21 yd. pass from J.Flacco (J.Tucker kick) (7-68, 2:36)	7	21
Ravens	3	9:51	T.Smith 24 yd. pass from J.Flacco (J.Tucker kick) (10-80, 5:09)	7	28
Panthers	3	3:30	G.Gano 37 yd. Field Goal (12-64, 6:21)	10	28
Ravens	4	11:34	L.Taliaferro 1 yd. run (J.Tucker kick) (12-80, 6:56)	10	35
Ravens	4	3:33	J.Tucker 30 yd. Field Goal (9-37, 5:50)	10	38

TEAM STATISTICS

	PANTHERS	RAVENS
TOTAL FIRST DOWNS	20	25
THIRD DOWN EFFICIENCY	10-15-67%	10-13-77%
FOURTH DOWN EFFICIENCY	0-0-0%	0-0-0%
TOTAL NET YARDS	315	454
NET YARDS RUSHING	67	127
NET YARDS PASSING	248	327
PASS ATTEMPTS-COMPLETIONS-HAD INTERCEPTED	34-20-0	31-22-0
KICKOFFS NUMBER-IN END ZONE-TOUCHBACKS	3-3-3	7-7-6
PUNTS NUMBER AND AVERAGE	4-48.5	1-39.0
TOTAL RETURN YARDAGE (NOT INCLUDING KICKOFFS)	0	18
PENALTIES NUMBER AND YARDS	7-59	4-40
FUMBLES NUMBER AND LOST	2-1	1-0
TOUCHDOWNS	1	5
EXTRA POINTS MADE-ATTEMPTS	1-1	5-5
FIELD GOALS MADE-ATTEMPTS	1-1	1-2
RED ZONE EFFICIENCY	0-3-0%	2-3-67%
GOAL TO GO EFFICIENCY	0-1-0%	1-1-100%
SAFETIES	0	0
TIME OF POSSESSION	29:36	30:24

PANTHERS INDIVIDUAL STATISTICS

RUSHING	ATT	YDS	AVG	LG	TD
D. Williams	11	34	3.1	7	0
D. Reaves	12	26	2.2	5	0
C. Newton	2	7	3.5	7	0
T. Poole	1	0	0.0	0	0
Total	26	67	2.6	7	0

PASSING	ATT	CMP	YDS	SK/YD	TD	LG	IN	Rtg.
C. Newton	25	14	197	2/20	1	30	0	94.9
D. Anderson	9	6	71	0/0	0	18	0	90.5
Total	34	20	268	2/20	1	30	0	93.8

PASS RECEIVING	REC	YDS	AVG	LG	TD
J. Cotchery	5	80	16.0	30	0
K. Benjamin	5	76	15.2	28	1
D. Reaves	3	11	3.7	10	0
C. Brown	2	35	17.5	18	0
G. Olsen	2	30	15.0	17	0
J. Avant	2	24	12.0	15	0
B. Bersin	1	12	12.0	12	0
Total	20	268	13.4	30	1

Sacks: 0
Interceptions: 0

RAVENS INDIVIDUAL STATISTICS

RUSHING	ATT	YDS	AVG	LG	TD
J. Forsett	14	66	4.7	21	1
L. Taliaferro	15	58	3.9	23	1
J. Flacco	1	3	3.0	3	0
Total	30	127	4.2	23	2

PASSING	ATT	CMP	YDS	SK/YD	TD	LG	IN	Rtg.
J. Flacco	31	22	327	0/0	3	61	0	137.4
Total	31	22	327	0/0	3	61	0	137.4

PASS RECEIVING	REC	YDS	AVG	LG	TD
S. Smith	7	139	19.9	61	2
O. Daniels	4	43	10.8	14	0
J. Forsett	3	31	10.3	17	0
M. Brown	3	31	10.3	15	0
T. Smith	2	53	26.5	29	1
K. Juszczyk	2	8	4.0	6	0
K. Aiken	1	22	22.0	22	0
Total	22	327	14.9	61	3

Sacks: 2 - E. Dumervil (1.5), T. Suggs (0.5)
Interceptions: 0



THIS WEEK IN THE NFC SOUTH

Carolina hits the road to play the Eagles, New Orleans travels to Baltimore, Tampa Bay hosts Cleveland and the Falcons host the Giants on Monday Night Football. This past week, Atlanta defeated Tampa Bay and Carolina fell at Washington.

THIS WEEK'S NFC SOUTH SCHEDULE

Sunday	Baltimore at Carolina	1:00 p.m.
Sunday	Tampa Bay at Cincinnati	1:00 p.m.
Sunday	New Orleans at Minnesota	8:20 p.m.

2018 NFC SOUTH STANDINGS

	W	L	T	PCT.	PF	PA
New Orleans	5	1	0	.833	204	163
Carolina	4	2	0	.667	142	131
Tampa Bay	3	3	0	.500	167	196
Atlanta	3	4	0	.429	190	212

MEDIA INFORMATION

Panthers.com – For the most up-to-date information on the Carolina Panthers, please visit the team's official web site at www.panthers.com. Media information, including releases, flip cards, transcripts and media guide is available at www.panthers.com/news/media.

Credentialed media in the press box are encouraged to join the Panthers GameDay slack channel for immediate stats, notes and quotes. To join, email a request to will.bryan@panthers.nfl.com.

2018 PANTHERS SCHEDULE

PRESEASON (3-1)

Thursday	Aug. 9	@ Buffalo	W, 28-23
Friday	Aug. 17	MIAMI	W, 27-20
Friday	Aug. 24	NEW ENGLAND	W, 25-14
Thursday	Aug. 30	@ Pittsburgh	L, 24-39

REGULAR SEASON (4-2)

Sunday	Sept. 9	DALLAS	W, 16-8
Sunday	Sept. 16	@ Atlanta	L, 24-31
Sunday	Sept. 23	CINCINNATI	W, 31-21
Sunday	Sept. 30	BYE	
Sunday	Oct. 7	NEW YORK GIANTS	W, 33-31
Sunday	Oct. 14	@ Washington	L, 17-23
Sunday	Oct. 21	@ Philadelphia	W, 21-17
Sunday	Oct. 28	BALTIMORE	1 p.m.
Sunday	Nov. 4	TAMPA BAY	1 p.m.
Thursday	Nov. 8	@ Pittsburgh	8:20 p.m.
Sunday	Nov. 18	@ Detroit	1 p.m.
Sunday	Nov. 25	SEATTLE	1 p.m.
Sunday	Dec. 2	@ Tampa Bay	1 p.m.
Sunday	Dec. 9	@ Cleveland	1 p.m.
Monday	Dec. 17	NEW ORLEANS	8:15 p.m.
Sunday	Dec. 23	ATLANTA	1 p.m.
Sunday	Dec. 30	@ New Orleans	1 p.m.

#CAREOLINAS SHIRTS UNVEILED

In the days after Hurricane Florence reached the Carolina coasts, head coach Ron Rivera addressed the media with a new #CAREolinas t-shirt featuring the hashtag and the states of North Carolina and South Carolina with the title "we share more than a state line" along the border.

The shirts were sold online through a link on Panthers.com and in stadium in Week 3, and the proceeds are going directly to the official recovery efforts of both states. Since the web campaign launched, over 10,000 shirts were purchased online.



PANTHERS PACK FOOD BOXES

Carolina Panthers players, staff and families went to the Second Harvest Food Bank of Metrolina during the team's bye week to pack food donation boxes for shipment to areas of the Carolinas affected by the hurricane.

The Panthers packed over 5,000 boxes over three days at the food bank. Panthers owner David Tepper was a hands-on part of the effort as he packed boxes last Monday alongside the players. Continuing over the next few weeks, an additional 23,500 boxes funded by Tepper and his foundation will be shipped to affected areas of the Carolinas.

Prior to Carolina's game against Cincinnati, the David Tepper Charitable Foundation, Inc. and Carolina Panthers Charities announced an initial aid package of \$1.7 million with \$1 million going to the American Red Cross, \$450,000 going to regional food banks and \$250,000 to high school athletic programs affected by storm damage. Bank of America has pledged an additional \$100,000 to the high school relief fund, increasing the total to \$350,000 for regional high schools.



PEPPERS LAUNCHES CAMPAIGN

On Friday, Aug. 21st, Julius Peppers announced a donation and the launch of the Julius Peppers Hurricane Relief Fund through the *Foundation For The Carolinas*. Peppers gave \$100,000 to the fund to aid in relief efforts, and he encouraged teammates, fans and the wider community to donate as well. Quarterback Cam Newton then publicly tweeted that he would match Peppers' \$100,000 gift to the campaign.

On Tuesday, Oct. 9, Peppers went to Robeson County, N.C., where he worked with the United Way to assist hurricane victims. On Tuesday, Oct. 23, he traveled to Marlboro County, S.C., to assist with recovery efforts there.

Peppers is originally from Bailey, N.C. and went to college at North Carolina. Information on the campaign is on the front page of Panthers.com and at <https://www.fftcc.org/PeppersFund>.



ONE CAROLINA STICKERS

Against the Bengals and Giants, the Panthers wore "One Carolina" helmet stickers to show solidarity with hurricane recovery efforts in North and South Carolina.

Along with the Panthers, 44 colleges and universities from Division I to Division II, Division III, NAIA and even junior colleges wore the same stickers in games in and out of the states to increase awareness and promote the same solidarity.





COMEBACK FOR THE AGES

Carolina trailed 17-0 entering the fourth quarter but scored 21 unanswered points to win. The comeback was the largest fourth quarter comeback in franchise history. Carolina had twice overcome 17-point deficits in the third quarter in 2004 (San Francisco) and 2003 (Jacksonville).

It marked the first time since 1985 that a team on the road that was held scoreless through three quarters came back from 17 or more points to win in the fourth quarter (Minnesota at Philadelphia - Dec. 1, 1985).

This season, Carolina is 2-2 in games decided by seven points or less.



FUNCHESS PASSES GINN, DAVIS

Devin Funchess tallied 62 receiving yards on six catches, including an 18-yard touchdown reception in the fourth quarter.

It marked the second consecutive week that Funchess had a receiving touchdown.

With 2,058 career receiving yards, Funchess passed Ted Ginn (2,047) for 8th place in receiving yards in franchise history. He also passed Stephen Davis (120) for 10th place in career points.



NEWTON GOES OFF IN 4TH QUARTER

In the fourth quarter, Cam Newton threw for 201 yards on 16-of-22 passing for two touchdowns, orchestrating his 17th career game-winning drive which culminated with a one-yard touchdown to Greg Olsen with 1:22 left. He finished with 269 yards throwing despite only 5 net passing yards at halftime.

It marked the second time that Newton has thrown for at least 200 yards in the fourth quarter this season, the only QB to do so.

Newton also rushed for two first downs, giving him 244 career rushing first downs which passes Michael Vick for the most among quarterbacks all time.



KUECHLY RECORDS 18 TACKLES

Luke Kuechly recorded 18 tackles (coaches stats), while also being credited with one sack and four tackles for loss.

That number ties for fourth-most in a game in franchise history as Kuechly holds the club record at 26 in a game against New Orleans in 2013.

Kuechly has nine tackles for loss this year (press box stats), which ties for fourth-most in the NFL.





2018 WEEK-BY-WEEK TEAM STATISTICAL RANKINGS

Category	Week 1	Week 2	Week 3	Week 4	Week 5	Week 6	Week 7	Week 8	Week 9	Week 10	Week 11	Week 12	Week 13	Week 14	Week 15	Week 16	Week 17
Net Yards per game	28th	16th	15th	18th	19th	22nd	18th										
Rushing Yards per game	6th	5th	1st	1st	1st	4th	4th										
Net Passing Yards per game	28th	20th	25th	25th	25th	26th	22nd										
Third Down Efficiency	18th	14th	13th	12th	20th	21st	17th										
Points per game	25th	22nd	13th	16th	12th	17th	18th										
Opp. Net Yards per game	3rd	13th	19th	14th	20th	14th	13th										
Opp. Rushing Yards per game	10th	25th	17th	19th	8th	15th	9th										
Opp. Net Passing Yards per game	3rd	7th	16th	13th	26th	15th	17th										
Opp. Third Down Efficiency	4th	14th	15th	16th	5th	9th	4th										
Sacks	2nd	8th	10th	21st	24th	22nd	18th										
Opp. Points per game	3rd	8th	12th	8th	13th	10th	5th										

ALL-TIME YEAR-BY-YEAR TEAM STATISTICAL RANKINGS

Category	1995	1996	1997	1998	1999	2000	2001	2002	2003	2004	2005	2006	2007	2008	2009	2010	2011	2012	2013	2014	2015	2016	2017	2018
Net Yards per game	26	23	26	20	6	20	30	31	16	13	22	24	29	10	19	32	7	12	26	16	11	19	19	18
Rushing Yards per game	20	15	15	28	20	29	29	25	7	28	19	24	14	3	3	13	3	9	11	7	2	10	4	4
Net Passing Yards per game	24	22	26	14	2	12	26	30	18	9	17	15	29	19	27	32	13	16	29	19	24	21	28	22
Third Down Efficiency	20	21	2	13	10	15	30	30	20	10	6	32	24	19	19	30	10	6	4	12	7	23	7	17
Points per game	25	7	27	12	4	21	29	30	15	13	8	27	26	7	21	32	5	18	18	19	1	15	12	18
Opp. Net Yards per game	7	10	15	30	26	27	31	2	8	20	3	7	16	18	8	18	28	10	2	10	6	21	7	13
Opp. Rushing Yards per game	10	8	22	26	24	26	31	8	11	17	4	11	18	20	22	23	25	14	2	16	4	6	3	9
Opp. Net Passing Yards per game	14	12	9	28	23	26	28	4	9	18	9	4	17	16	4	11	24	13	6	11	11	29	18	17
Opp. Third Down Efficiency	15	1	17	26	30	27	27	2	8	31	27	3	26	18	7	16	27	9	12	22	13	10	13	4
Sacks	14t	1	23	21t	23t	27t	28	2	8	24t	7	6t	31	9	22t	20t	24t	9t	1	12t	6	2	3	18
Opp. Points per game	8	2	13t	27	26	12	28	5	10	15t	5	8t	15	12	9	26	27	18	2	21	6	26	11	5

ALL-TIME YEAR-BY-YEAR TEAM STATISTICAL AVERAGES

Category	1995	1996	1997	1998	1999	2000	2001	2002	2003	2004	2005	2006	2007	2008	2009	2010	2011	2012	2013	2014	2015	2016	2017	2018
Net Yards per game	288.7	300.8	288.4	298.8	355.3	290.9	265.9	267.5	321.3	326.6	309.4	307.7	284.9	349.7	331.0	258.4	389.8	360.7	316.9	346.7	366.9	343.7	323.7	363.3
Rushing Yards per game	98.3	108.1	110.6	91.1	95.3	74.1	85.8	99.1	130.7	98.9	104.9	103.7	114.0	152.3	156.1	115.4	150.5	130.5	126.6	127.3	142.6	113.4	131.4	136.3
Net Passing Yards per game	190.4	192.7	177.8	207.6	260.1	216.1	180.1	168.4	190.6	227.7	204.4	204.0	170.9	197.4	174.9	143.1	239.3	230.2	190.2	219.4	224.3	230.3	192.3	227.0
Third Down Efficiency	38.1	37.2	44.0	37.0	38.3	39.4	30.6	28.6	35.6	40.3	42.2	31.1	36.2	39.3	37.3	30.4	40.5	43.1	43.8	41.9	42.4	37.2	41.9	39.1
Points per game	18.1	22.9	16.6	21.0	26.3	19.4	15.8	16.1	20.3	22.2	24.4	16.9	16.7	25.9	19.7	12.3	25.4	22.3	22.9	21.2	31.3	23.1	22.7	23.7
Opp. Net Yards per game	314.2	298.5	311.3	365.1	343.9	353.5	371.4	290.4	295.3	336.4	282.6	296.1	324.8	331.2	315.8	335.9	377.6	333.1	301.3	339.8	322.9	359.8	317.1	355.3
Opp. Rushing Yards per game	98.5	97.6	123.3	133.3	118.6	121.5	143.8	103.3	107.6	119.0	91.6	108.6	110.7	119.5	124.8	123.8	130.8	110.1	86.9	112.0	88.4	91.6	88.1	95.0
Opp. Net Passing Yards/game	215.7	200.9	187.9	231.8	225.3	232.0	227.6	187.1	187.7	217.4	191.1	187.5	214.1	211.7	191.0	212.1	246.8	223.0	214.3	227.8	234.5	268.2	229.1	260.3
Opp. Third Down Efficiency	40.8	32.4	36.9	41.7	41.6	43.3	41.6	32.9	34.7	46.0	40.7	31.5	42.5	39.7	35.5	38.0	42.8	36.1	35.8	42.4	37.9	37.9	37.9	32.8
Sacks	36	60	36	37	35	27	26	52	39	34	45	41	23	37	31	31	31	39	59	40	44	47	50	16
Opp. Points per game	20.3	13.6	19.6	25.8	23.8	19.4	25.6	18.9	19.0	21.2	16.2	19.1	21.7	20.6	19.3	25.5	26.8	22.7	15.1	23.4	19.3	25.1	20.4	21.8



MILESTONES IN REACH IN 2018

Team

--The Panthers need four more wins to reach 200 wins in franchise history, including the postseason. Carolina is 196-193-1 all-time including the postseason.

--Carolina has won eight home games in a row dating back to last season. That streak trails the Patriots (9) for the longest active home win streak in the NFL. New England's last home loss came against the Panthers (10/1/17).

--The Panthers currently sport the NFL's longest consecutive game streak without overtime (46), dating back to Carolina's OT win over Indianapolis (11/12/15).

--Carolina can become the only NFL team to rank in the top 10 in sacks six times in the last seven seasons.

--Carolina can become one of just five teams to reach the playoffs in five of the last six seasons (if Seattle, Green Bay, Pittsburgh, and New England make the playoffs in 2018).

Ron Rivera

--Rivera needs six more regular-season wins to pass John Fox (73) for the most regular-season coaching wins in franchise history. In his eighth season with Carolina, Rivera has a 68-49-1 record.



Cam Newton

--Newton (226) needs 21 total touchdowns to pass Dan Marino (246) for second all-time through the first eight seasons of a career. He just passed Brett Favre for sole possession of third place.

--Newton (31,078) needs 350 total yards to pass Dan Marino (31,427) for second-most combined yards (passing and rushing) after a quarterback's first eight seasons.

--Newton (4,577) needs 352 rushing yards to pass Randall Cunningham for second all-time in rushing yards by a quarterback.



--Newton can become the first QB in NFL history to rush for at least 700 yards in four seasons.

--Newton (57) needs one rushing touchdown to tie Jonathan Stewart (58) for second in total touchdowns in franchise history.

--Newton (17) needs four game-winning drives to tie Jake Delhomme (21) for most in franchise history.

Devin Funchess

--Funchess (2,058) needs 328 receiving yards to pass Brandon LaFell (2,385) for seventh place all-time in franchise history.

--Funchess (146) needs 6 receptions to pass Kris Mangum (151) for 10th in catches in franchise history.

Christian McCaffrey

--McCaffrey (6) needs one receiving touchdown to tie DeAngelo Williams and Jonathan Stewart (7) for the most receiving TDs by a running back in franchise history.

--McCaffrey (940) needs 60 receiving yards to become just the fourth running back in franchise history with 1,000 receiving yards. He would become the 22nd player with 1,000 receiving yards in franchise history.

--McCaffrey (55) needs nine receiving first downs to pass DeAngelo Williams (63) for the most by a running back in franchise history.

Greg Olsen

--Olsen (7,642) needs 277 receiving yards to pass Jackie Smith (7,918) for seventh all-time in receiving yards among tight ends.

Julius Peppers

--Peppers (156.5) needs four sacks to pass Kevin Greene (160.0) for the third-most sacks in NFL history since it became a statistic in 1982.

--Peppers (51) needs two forced fumbles to pass Robert Mathis (52) for most forced fumbles since 2000.

--Peppers (256) needs one game played to pass London Fletcher (256) for sixth-most career games by a defensive player in NFL history.

Luke Kuechly

--Kuechly (16) needs four interceptions to become the third linebacker in NFL history with 20 interceptions in his first seven seasons played.

--Kuechly (23) needs four takeaways for the most takeaways by an NFL linebacker in his first seven seasons.

--Kuechly (871) needs 58 tackles (press box stats) to pass Patrick Willis (916) for the most tackles in an NFL player's first seven seasons.



--Kuechly (955) needs five tackles (coaches stats) to become the second player in franchise history with 1,000 career tackles.

Thomas Davis

--Davis (166) needs one game played to tie Jordan Gross (167) for third all-time in franchise history in career games played.

Mario Addison

--Addison (41.0) needs 1.0 sack to pass Kevin Greene (41.5) for fourth place in franchise history in sacks.

Kawann Short

--Short (32.0) needs 3.0 sacks to pass Greg Hardy (34.0) for sixth all-time in franchise history.

J.J. Jansen

--Jansen (150) needs three games played to pass Brad Hoover (152) for sixth all-time in career games in franchise history.

**SECOND-MOST INTERCEPTIONS AND TAKEAWAYS**

Since 2015, the Panthers defense has recorded 58 interceptions, the second-most in the NFL.

NFL TEAM LEADERS, INTERCEPTIONS, 2015-18

Team	INTs
Kansas City	63
Carolina	58
Cincinnati	55

Over that same stretch, the Panthers have totaled 97 takeaways, second-most in the NFL since 2015.

NFL TEAM LEADERS, TOTAL TAKEAWAYS, 2015-18

Team	INTs
Kansas City	98
Carolina	97
Arizona	94

Since 2015, the Panthers are fifth in the NFL with a turnover differential of +20. Over that stretch, the Panthers are second in the NFL with 350 points scored off turnovers.

Since 2011 with Rivera, the Panthers have gone 68-5-1 when winning the turnover battle. Carolina has won 15 straight games when positive in turnovers.



This season, Carolina has 10 takeaways for a turnover differential of +3. Carolina has scored 31 points off turnovers while allowing 18 points off turnovers. The Panthers have been even or positive in turnovers in five of six games, going 4-1 in those games and 3-0 in games when winning the turnover battle.

EXPERIENCED AND STILL PRODUCTIVE

Panthers defensive end Julius Peppers is the longest tenured defensive player currently active in the NFL. He is followed by teammate Mike Adams who is the third-longest on defense in terms of career games played.

With ages of 38 and 37, the two players rank first and second, respectively, as the oldest two defensive players still active.

ALL-TIME GAMES PLAYED - DEFENSE, ACTIVE

Player, Team	Games	Seasons
Julius Peppers, Car.	256	17
Terrell Suggs, Balt.	220	16
Mike Adams, Car.	212	15

This season, Peppers has two sacks and two forced fumbles, while Adams has two interceptions.

CAREER LEADERS AT EACH DEFENSIVE LEVEL

The Panthers have some of the top players currently in the game at each level of the defense.

DEFENSIVE LINE - Julius Peppers has the most sacks (156.5) of any active player in the NFL.

LINEBACKERS - Luke Kuechly has the most career interceptions (16) of any active linebacker in the NFL.

SECONDARY - Mike Adams has the most career takeaways (45) of any active defensive back in the NFL.

4 OF TOP 8 SACK ARTISTS IN LOCKER ROOM

Julius Peppers, Mario Addison, Kawann Short and Thomas Davis all rank in the top eight of the Panthers all-time sack leaders. Those four players have totaled 196.5 sacks, accounting for 21.1 percent of all 916 sacks ever recorded in Panthers history. Since Peppers was drafted in 2002, the Panthers rank third in the NFL with 661 sacks.

PANTHERS CAREER SACK LEADERS

Player	Sacks	Seasons
Julius Peppers	94.0	2002-09; 2017-18
Charles Johnson	67.5	2007-17
Mike Rucker	55.5	1999-2007
Kevin Greene	41.5	1996, 1998-99
Mario Addison	41.0	2012-18
Greg Hardy	34.0	2010-14
Kawann Short	31.5	2013-18
Thomas Davis	28.0	2005-18



A RUNNING HISTORY

Since 2011, the year Carolina drafted Cam Newton, the Panthers rank second in the NFL in rushing yards with 15,574. Carolina also ranks second in rushing touchdowns since 2011 with 126, just five behind New England.

Carolina has boasted a top-10 rushing offense in six of the last seven seasons with Newton and head coach Ron Rivera.

NFL TEAM RUSHING YARDS LEADERS, 2011-18

Team	Rushing Yards
Buffalo	15,738
Carolina	15,574
Seattle	15,540
Philadelphia	15,099

NFL TEAM RUSHING TOUCHDOWNS LEADERS, 2011-18

Team	Rushing TDs
New England	131
Carolina	126
New Orleans	119
Minnesota	115

THIRD IN RUSHING IN THE NFL

For three straight weeks, the Panthers were at the top of the NFL rushing charts and currently rank fourth at 136.3 yards per game.

Since 2011, the Panthers have ranked number one in rushing in seven different weeks, and the team has finished in the top 10 in rushing in all but one season under Rivera.

NFL TEAM RUSHING YARDS LEADERS, 2018

Team	Rushing Yards/Game
Los Angeles Rams	153.1
San Francisco	137.4
Dallas	136.9
Carolina	136.3

This season, the Panthers rank:

- 4th in rushing yards per game (136.3)
- 1st in rushing yards per carry (5.21)
- 7th in rushing first downs per game (7.5)
- t-4th in rushes over 10 yards (30)



LINE HOLDING UP STRONG

In Weeks 2 and 3, the Panthers offensive line started was made up of only one originally projected starter in his original position, being center Ryan Kalil. Carolina signed left tackle Chris Clark and moved Taylor Moton to right tackle with starters Ryan Kalil and Daryl Williams on injured reserve.

Despite some reshuffling, the offensive line has performed admirably this season. Carolina has allowed just 10 sacks through five games, the fewest sacks allowed through the first six games of a season since 2008. It also ranks fifth in the NFL this season.



According to Pro Football Focus, second-year tackle Taylor Moton ranks ninth among NFL tackles with nine pressures allowed and ninth with only one sack given up.

Guard Greg Van Roten is one of 18 guards in the league to not allow a sack.

**WINNING CLOSE GAMES**

Last season, Carolina went 7-1 in games decided by seven points or fewer. The Panthers are 2-2 in those games this season.

Carolina's nine wins in games decided by seven or fewer points ties for second in the NFL in 2017-18.

NFL / WINS BY 7 POINTS OR FEWER / 2017-18

Team	Wins
Pittsburgh	10
Carolina	9
Tennessee	9



Since 2013, the Panthers are 26-14 for a .646 winning percentage in games decided by seven or fewer points. Over that span, Carolina is tied for the most wins and third in winning percentage in the NFL.

NFL / WINS BY 7 POINTS OR FEWER / 2013-18

Team	Wins	Win Pct.
New England	26	70.3
Miami	26	65.0
Carolina	26	64.6

Since 2013, the Panthers are 13-8 in games decided by three points or fewer and have won five such games in a row dating back to Week 17 of the 2016 season.

NFL / WINS BY 3 POINTS OR FEWER / 2013-18

Team	Wins	Win Pct.
Detroit	14	53.9
New England	13	86.6
Oakland	13	68.4
Carolina	13	61.4
Arizona	13	58.7

The Panthers have had seven seasons where they've had a winning record and at least four wins in games decided by seven points or less. They went to the playoffs in each of those seasons.

FOURTH QUARTER SCORING

This season, the Panthers rank second in the NFL in points scored in the fourth quarter. Carolina scored 21 unanswered points at Philadelphia to spark the largest fourth quarter comeback in franchise history.

NFL / POINTS IN 4TH QUARTER / 2018

Team	Points	Point Margin
New Orleans	82	+33
Carolina	65	+29
Indianapolis	65	+12
Cincinnati	63	+27

Sixty-five points is the most fourth quarter points that Carolina has accumulated through the first six games of a season in franchise history.

Carolina's 21 points against Philadelphia tied for the second-most in a single fourth quarter in franchise history (23 - 10/2/16 at Atlanta).

FEWEST PENALTIES

In 2017, the Panthers led the NFL in fewest penalties (83) and penalty yards (682).

That has continued this season as the Panthers have the fewest combined penalties from 2017 and 2018 at 119.

NFL TEAM LEADERS, FEWEST PENALTIES, 2017-18

Team	PENALTIES	PENALTY YDS
Carolina	119	983
Tennessee	119	1070
New York Giants	126	1230
New England	128	1105



TEAM NOTES

DEFENSIVE LINE HAS BEEN DOMINANT

The Carolina Panthers sported a dominant and sometimes overlooked defensive line in the last six seasons under former defensive line coach Eric Washington. Washington was promoted to defensive coordinator in 2018, and he aims to work with his replacement, Brady Hoke, on maintaining that production.

Since 2012, no group of defensive linemen produced more sacks than Carolina's 230.0.

NFL TEAM LEADERS / SACKS BY DEFENSIVE LINEMEN / 2012-18

Team	Sacks
Carolina	230.0
Los Angeles Rams	212.0
Minnesota	210.5
Cincinnati	194.5

The defensive line's 230.0 sacks are part of an NFL-leading 296 total sacks by Carolina from 2012-18.

NFL TEAM LEADERS / SACKS / 2012-18

Team	Sacks
Carolina	296
Los Angeles Rams	284
Denver	283
Green Bay	270

CAROLINA'S SACK TOTALS / 2012-18

Season	Sacks (NFL Rank)
2012	39 (9th)
2013	60 (1st)
2014	40 (13th)
2015	44 (6th)
2016	47 (2nd)
2017	50 (3rd)
2018	16 (18th)

The 60 sacks in 2013 tied the Panthers franchise record set in 1996 and were the most by a team in a single season since San Diego had 61 in 2006.

The defensive line has not only been productive in getting to the quarterback, but also at stopping the run. Carolina's run defense has ranked in the top six in the NFL in four of the past seven years.

CAROLINA'S RUN DEFENSE RANKINGS / 2012-18

Season	Yards/Game Allowed (NFL Rank)
2012	110.1 (14th)
2013	86.9 (2nd)
2014	112.0 (16th)
2015	88.4 (4th)
2016	91.6 (6th)
2017	88.1 (4th)
2018	95.0 (9th)
Total	96.1 (1st)

Carolina has allowed just 96.1 rushing yards per game in the past seven seasons, best in the NFL.

The recent crop of defensive linemen have accumulated a number of honors.

In 2013, defensive end Greg Hardy earned All-Pro and Pro Bowl honors while defensive tackles Star Lotulelei and Kawann Short earned PFWA All-Rookie honors. Defensive end Kony Ealy was a PFWA All-Rookie choice in 2014, and in 2015, Short earned All-Pro and Pro Bowl honors.

PANTHERS DEFENSIVE LINE POSTSEASON HONORS

2013

Greg Hardy: AP All-Pro 2nd Team; Pro Bowl; Sporting News All-Pro

Star Lotulelei: PFWA All-Rookie

Kawann Short: PFWA All-Rookie

2014

Kony Ealy: PFWA All-Rookie

2015

Kawann Short: AP All-Pro Second-Team; Pro Bowl

Since 2013, a Panthers defensive lineman has earned NFC Defensive Player of the Week honors six times, which ranks second among every team's defensive position group since 2013. Hardy was recognized twice in 2013 (Week 3 and Week 17). Short and Lotulelei are the only defensive tackles in Panthers history to earn NFC Defensive Player of the Week honors as Short was recognized in Week 6 of 2015 and Lotulelei received recognition in Week 8 of 2016. Peppers won Defensive Player of the Week honors in Week 4 of 2017. Efe Obada won Defensive Player of the Week honors in Week 3 of 2018.

Short also has two NFC Defensive Player of the Month awards on his resume, earning the recognition in October and December of 2015. Short is the first player in franchise history to win multiple Player of the Month Awards in a single season and the first defensive tackle in the NFL to win multiple Player of the Month Awards in a single season.

PANTHERS DEFENSIVE LINE IN-SEASON AWARDS / 2013-18

NFC Defensive Players of the Week

2013

Greg Hardy: Week 3; Week 17

2015

Kawann Short: Week 6

2016

Star Lotulelei: Week 8

2017

Julius Peppers: Week 4

2018

Efe Obada: Week 3

NFC Defensive Players of the Month

2015

Kawann Short: October; December



IRONMEN GOING STRONG

The Panthers have several players that maintain long streaks in terms of consecutive games played and consecutive starts.

Julius Peppers ranks second in the NFL in consecutive games played among position players with 166.

CONSECUTIVE GAMES PLAYED, ALL POSITION PLAYERS (active)

Player Consecutive Games Played

Philip Rivers, LAC 200

Julius Peppers, Car. 166

CONSECUTIVE GAMES PLAYED, DEFENSIVE ENDS (active)

Player Consecutive Games Played

Julius Peppers, Car. 166

Cameron Jordan, N.O. 118

CONSECUTIVE GAMES PLAYED, DEFENSIVE TACKLES (active)

Player Consecutive Games Played

Ndamukong Suh, LA-R 106

Malik Jackson, Jax 97

Damon Harrison, NYG 88

Kawann Short, Car. 86

CONSECUTIVE GAMES STARTED, DEFENSIVE TACKLES (active)

Player Consecutive Games Started

Ndamukong Suh, LA-R 106

Damon Harrison, NYG 87

Kawann Short, Car. 63

UNDRAFTED? NO MATTER

The Panthers have 19 undrafted players on this year's active roster. Of the 19, 11 have started games on offense or defense, while four have earned Pro Bowl accolades at some point in their career.

UNDRAFTED PLAYERS ON ROSTER

Name Career GP/GS

S Mike Adams 212/139

DE Mario Addison 101/26

RB C.J. Anderson 63/37

WR Damiere Byrd 12/3

T Chris Clark 111/58

DE Bryan Cox, Jr. 9/0

K Graham Gano 128/0

CB Josh Hawkins 30/3

QB Taylor Heinicke 1/0

DE Wes Horton 67/33

LB Ben Jacobs 63/0

LS J.J. Jansen 150/0

C Tyler Larsen 28/17

DT Kyle Love 90/28

G Brendan Mahon 2/0

TE Chris Manhertz 29/7

DE Efe Obada 4/0

P Michael Palardy 29/0

G Greg Van Roten 26/6

MOST PRO BOWLERS ON ROSTER

The Carolina Panthers lead the NFL with the most Pro Bowlers on the team's roster with 15. In 2015, Carolina led the NFL with 10 Pro Bowl selections, setting a franchise record.

PRO BOWLERS ON ROSTER

Team Pro Bowlers

Carolina 15

Philadelphia 13

Atlanta 12

Los Angeles Rams 12

Oakland 12

PANTHERS PRO BOWLERS

Name Number of Selections

Julius Peppers 9 (5-Car, 3-Chi, 1-GB)

Luke Kuechly 5

Ryan Kalil 5

Thomas Davis 3

Cam Newton 3

Greg Olsen 3

Trai Turner 3

Mike Adams 2 (2-Ind)

Dontari Poe 2 (2-K.C.)

Graham Gano 1

Kawann Short 1

J.J. Jansen 1

C.J. Anderson 1 (1-Den)

Matt Kalil* 1 (1-Min)

Eric Reid 1 (1-SF)

*-IR

With the return of Thomas Davis, the Panthers had seven defensive Pro Bowlers in the starting lineup against the Redskins and Eagles (Peppers, Short, Poe, Kuechly, Davis, Reid, Adams).



**DUAL-THREAT QUARTERBACK**

Now in his eighth season, Cam Newton passed Brett Favre and needs 21 total touchdowns to pass Dan Marino for second all-time through his first eight seasons.

MOST TOTAL TOUCHDOWNS / FIRST 8 SEASONS

Player	Total TD	Pass TD	Rush TD
Peyton Manning	253	244	9
Dan Marino	246	241	5
Cam Newton	226	169	57
Brett Favre	224	213	11

Newton is the only player to lead a current NFL franchise in both career touchdown passes (169) and career rushing touchdowns (57). Newton is the first quarterback in NFL history with at least 50 rushing touchdowns in a career.

Newton has 38 career games with both a passing and rushing touchdown, the most in NFL history. He also has three regular season games and one postseason game with at least two rushing touchdowns and two passing touchdowns. His three regular season games rank second in NFL history.

Newton needs 77 total yards to catch Matthew Stafford for fourth-most combined yards after a quarterback's first eight seasons. He trails Dan Marino by 349 yards.

MOST COMBINED YARDS RUSH & PASS / FIRST 8 SEASONS

Player	Total Yards	Pass Yards	Rush Yards
Peyton Manning	33,854	33,189	665
Matt Ryan	33,520	32,757	763
Dan Marino	31,427	31,416	11
Matthew Stafford	31,154	30,303	851
Cam Newton	31,078	26,501	4,577

Newton is one of just three players in NFL history, along with Peyton Manning of the Indianapolis Colts (1998-2004) and Andy Dalton of the Cincinnati Bengals (2011-17), to have at least 3,000 passing yards in each of their first seven seasons.

He has recorded six seasons of at least 3,000 passing yards AND 500 rushing yards, the most in NFL history.

Newton has now rushed for at least 700 yards in three NFL seasons and joins Michael Vick (three) as the only quarterbacks with three 700-yard rushing seasons in a career.

ALL-TIME RUNNING QUARTERBACK

Cam Newton has continued to move up the all-time ranks for total rushing yardage among all-time quarterbacks. Newton ranks third all-time in rush yards by a quarterback in NFL history.

Newton had more rushing yards than Michael Vick (3,954) through Vick's first seven seasons of his career. Newton needs 352 rushing yards to pass Randall Cunningham for second all-time.

RUSH YARDS BY A QB / NFL / ALL-TIME

Player	Yards	Years
Michael Vick	6,109	2001-06, 2009-15
Randall Cunningham	4,928	1985-01
Cam Newton	4,577	2011-pres
Steve Young	4,239	1985-99

In Week 5 against the Giants, Newton passed Cunningham's 4,482 rushing yards with the Eagles, becoming the NFL's all-time leader for quarterback rushing yards with a single franchise.

**THIRD IN FRANCHISE IN RUSHING YARDS**

Cam Newton ranks third in franchise history in rushing yards, trailing DeAngelo Williams and Jonathan Stewart.

Newton is the only quarterback in NFL history to rank in the top three in a franchise in rushing yards. While Newton is third in yards among Stewart and Williams, he leads them in rushing touchdowns, rushing average and trails Jonathan Stewart by 25 rushing first downs for first all-time.

CAROLINA PANTHERS ALL-TIME RUSHING LEADERS

Player	Yards	Avg.	Long	TDs	1st Downs
Jonathan Stewart, 2008-2017	7,318	4.31	69	51	368
DeAngelo Williams, 2006-14	6,846	4.78	77	46	290
Cam Newton, 2011-present	4,577	5.20	72	57	344

RUSHING AND RUSHING AND RUSHING

In 2017, Newton rushed for 754 yards on 139 attempts for a rushing average of 5.42 per carry, setting career highs in rushing yards and attempts. It was the second time in his career that he led the team in rushing.

In 2018, Newton leads all NFL quarterbacks in rushing. Newton has finished first in rushing by a quarterback in four of his previous seven seasons.

RUSH YARDS BY A QB / NFL / 2018

Player	Yards	Avg.	Long	1stD	TDs
Cam Newton, Car.	257	4.94	29	21	3
Mitchell Trubisky, Chi.	245	7.90	39	14	2
Dak Prescott, Dal.	236	5.90	28	15	2

**NEWTON IS PANTHERS ALL-TIME PASSER**

In his eighth season, quarterback Cam Newton is the Panthers' all-time record holder in passing yards (26,501), passing touchdowns (169), pass attempts (3,629), pass completions (2,138), 300-yard passing games (17) and QB wins (66).

PANTHERS CAREER LEADERS, PASSING YARDS

Player	Yards	Att	Cmp	TD
Cam Newton, 2011-pres	26,501	3,629	2,138	169
Jake Delhomme, 2003-09	19,258	2,669	1,580	120
Steve Beuerlein, 1996-2000	12,690	1,723	1,041	86
Kerry Collins, 1995-98	8,306	1,340	694	47

NEWTON MOVES THE CHAINS

Quarterback Cam Newton has been successful moving the chains with his legs since entering the NFL in 2011, with 344 of his 880 rushes going for first downs. The 39.1 rushing first down percentage is the top mark in the NFL during that time (min. 400 attempts).

He led the NFL in rushing first down percentage in each of his first five seasons with a career-high mark of 43.7 percent in 2014.

Newton's total 344 first downs is now the all-time NFL record for most rushing first downs by a quarterback, passing Michael Vick's 343.

NFL LEADERS / RUSHING 1ST DOWN PCT / 2011-18

Player	1st Pct.	1st	Att
Cam Newton, Car.	39.1	344	880
Russell Wilson, Sea.	32.4	193	595
Alex Smith, Was.	28.3	122	431

DUAL THREAT IN THE RED ZONE

Newton is a dual threat to score in the red zone with his arm or his legs. In 2018, Newton leads the NFL with a quarterback passer rating of 116.9 in the red zone (min. 10 attempts) to go along with seven passing touchdowns and three rushing touchdowns.

NFL LEADERS / PASSER RATING, RED ZONE / 2018

Player	Rtg	Comp%	Pass TD	Int
Cam Newton, Car.	116.9	66.7	7	0
Tom Brady, N.E.	113.8	62.9	12	0
Drew Brees, N.O.	112.7	67.3	10	0

Since 2011, Newton leads all NFL players with 55 rushing touchdowns in the red zone.

NEWTON RUSHES INTO THE END ZONE

Quarterback Cam Newton's 57 rushing touchdowns are the second-most among active players in the NFL since his rookie season in 2011.

NFL LEADERS, ACTIVE, RUSHING TOUCHDOWNS, 2011-18

Player	TDs
Marshawn Lynch, Oak.	61
Cam Newton, Car.	57
LeSean McCoy, Buf.	55
Adrian Peterson, Was.	50

Newton scored a team-leading 14 rushing touchdowns in 2011, the most-ever by a quarterback in NFL history, surpassing the previous mark of 12 by Steve Grogan in 1976. He long surpassed the NFL record for most rushing touchdowns by a quarterback, previously held by Steve Young.

NFL QUARTERBACKS LEADERS SINCE 1970, RUSHING TD

Player	TDs
Cam Newton, 2011-present	57
Steve Young, 1985-99	43
Kordell Stewart, 1995-2005	38

Newton has the most rushing touchdowns in Panthers franchise history with 57. He also ranks third in franchise history in total touchdowns, trailing Jonathan Stewart by one touchdown.

CAROLINA PANTHERS ALL-TIME RUSHING TOUCHDOWN LEADERS

Player	Rush TD
Cam Newton, 2011-present	57
Jonathan Stewart, 2008-17	51
DeAngelo Williams, 2006-14	46
Stephen Davis, 2003-05	20

MOST TOTAL TOUCHDOWNS / PANTHERS HISTORY

Team	Total TD	Rush TD	Rec TD	Ret TD
Steve Smith Sr., 2001-13	75	2	67	6
Jonathan Stewart, 2008-17	58	51	7	0
Cam Newton, 2011-pres	57	57	0	0
DeAngelo Williams, 2006-14	53	46	7	0



**NEWTON'S GAME-WINNING DRIVES**

Quarterback Cam Newton has led 17 career game-winning drives (defined as a drive that puts the team ahead for good in the fourth quarter or overtime).

Newton's three game-winning drives in 2017 were the third-most in a season in his career and tied for seventh-most in the NFL in 2017.

Jake Delhomme owns the franchise record with 21 game-winning drives.

CAM NEWTON, GAME-WINNING DRIVES**vs. Jacksonville (9/25/11)**

Directed the Panthers 55 yards on five plays in 2:24...Completed all three pass attempts for 47 yards and scrambled once for seven yards, capped by a 16-yard touchdown pass to tight end Greg Olsen.

at Philadelphia (11/26/12)

Guided the Panthers 40 yards on seven plays in 3:36 to set up a 23-yard field goal by Graham Gano...Completed two-of-three passes for 31 yards and picked up seven yards rushing on two carries.

at San Francisco (11/10/13)

Led the Panthers nine yards on seven plays in 3:30 to set up a 53-yard field goal by Graham Gano.

vs. New England (11/18/13)

Directed the Panthers 83 yards on 13 plays in 5:33...Completed 5-of-8 pass attempts for 57 yards and rushed once for 15 yards, capped by a 25-yard touchdown pass to wide receiver Ted Ginn, Jr.

at Miami (11/24/13)

Led the Panthers 80 yards on 12 plays in 3:30...Completed 5-of-7 passes for 34 yards and rushed three times for 16 yards...Converted key fourth-down attempt from Carolina's 20-yard line with pass to Steve Smith...Capped drive with one-yard touchdown pass to tight end Greg Olsen.

vs. New Orleans (12/22/13)

Directed the Panthers 65 yards on five plays in 32 seconds...Completed 3-of-5 passes (including a spike) for 65 yards, including a 14-yard touchdown pass to wide receiver Domenik Hixon.

vs. Chicago (10/5/14)

After a fumble by Chicago, directed the Panthers 23 yards on six plays in 2:00...Completed 2-of-3 passes for 17 yards, including a six-yard touchdown pass to tight end Greg Olsen.

vs. Cleveland (12/28/14)

Led the Panthers 66 yards on seven plays in 2:52...Completed 3-of-4 passes for

44 yards and rushed twice for 19 yards, capped by a nine-yard touchdown pass to running back Jonathan Stewart.

at Seattle (10/18/15)

Led the Panthers 80 yards on eight plays in 1:48...Completed 6-of-7 passes (including a spike) for 89 yards, capped by a 26-yard touchdown pass to tight end Greg Olsen.

vs. Indianapolis (11/3/15)

Led the Panthers five yards on four plays in 1:40 to set up a 52-yard field goal by Graham Gano in overtime.

at New Orleans (12/6/15)

Led the Panthers 75 yards on 11 plays in 4:16...Completed 5-of-8 passes for 63 yards...Added three rushes for 7 yards...Capped the drive with a 15-yard touchdown pass to Jericho Cotchery.

at New York Giants (12/20/15)

Led the Panthers 49 yards on eight plays in 1:46 to set up a 43-yard field goal from Graham Gano as time expired...Completed 3-of-5 passes (including a spike) for 37 yards...Added two rushes for 12 yards.

at New England (10/1/17)

Led the Panthers 46 yards on 10 plays to set up a 48-yard field goal from Graham Gano as time expired to break a tie...Completed 1-of-3 passes for five yards, converting a third down...Rushed for 11 yards on three carries.

vs. Minnesota (12/10/17)

Led the Panthers 75 yards on five plays to set up a one-yard touchdown run from Jonathan Stewart to break a tie with 1:50 remaining...Keyed the drive with a 62-yard run to the Vikings eight-yard line.

vs. Tampa Bay (12/24/17)

Led the Panthers 59 yards on 10 plays, capped by a three-yard touchdown run by Newton...Completed 4-of-7 passes for 52 yards, while also running for five yards including the go-ahead touchdown with 39 seconds remaining.

vs. New York Giants (10/8/18)

Led the Panthers 30 yards on eight plays to set up a game-winning 63-yard goal with one second left on the clock...Completed 2-of-6 passes for 29 yards, including a spike.

at Philadelphia Eagles (10/22/18)

Led the Panthers 69 yards on 10 plays to set up a game-winning one-yard touchdown pass to Greg Olsen with 1:22 remaining...completed 4-of-9 passes for 66 yards, including a 35-yard catch and run to Torrey Smith to convert a fourth and 10.

NEWTON IN THE FOURTH QUARTER

This season, Cam Newton has thrown for 689 yards on 59-of-86 passing in the fourth quarter with six touchdowns and two interceptions for a passer rating of 106.2.

Newton ranks second among all quarterbacks in fourth quarter passing yards and is tied for second in fourth quarter passing touchdowns.

NFL LEADERS / PASSING YARDS, FOURTH QUARTER / 2018

Player	Yards	Comp%	Pass TD	Int	Rtg
Aaron Rodgers, G.B.	762	63.9	5	0	113.6
Cam Newton, Car.	689	68.6	6	2	106.2
Andrew Luck, Ind.	657	69.5	8	2	103.6
Case Keenum, Den.	635	90.7	3	2	96.8



**McCAFFREY RUNS**

Running back Christian McCaffrey ran for 184 yards in Week 3, the fourth-highest rushing output in franchise history. McCaffrey has averaged 63.0 yards per game on the ground and ranks 10th in the NFL with 4.85 yards per carry (min. 50 carries). His 378 yards through the first six games rank fourth in the franchise since 2008.

PANTHERS LEADERS / RUSHING YARDS, GAMES 1-6 / 2008-18

Player	Rush Yds	Avg.	TDs
DeAngelo Williams, 2009	461	76.8	5
DeAngelo Williams, 2013	428	72.3	0
Jonathan Stewart, 2015	423	70.5	2
Christian McCaffrey, 2018	378	63.0	0

In 2018, McCaffrey has already shown an improvement in traditional running through the tackles. According to NFL's Next Gen stats, McCaffrey's efficiency (a metric tracking yards gained against total yards traveled, wherein a low number begets more "north-south" running) in 2018 is 3.49, ranking 10th in the league. Last year, it was 4.63 which ranked 42nd.

**ANDERSON FRESH OFF 1,000**

Running back C.J. Anderson comes to Carolina fresh off a 1,000-yard rushing season in Denver (1,007). He added 224 receiving yards to rank 12th in the NFL in yards from scrimmage by a running back (1,231).

Since entering the league as an undrafted free agent in 2013, Anderson has only lost three fumbles in 706 career carries, tying for third in the NFL in fewest fumbles since 2013 (min. 600 carries).

In four games with Carolina, Anderson has rushed for 84 yards on 16 carries, averaging 5.3 yards per carry. Adding in a 24-yard touchdown reception, Anderson has 108 yards on 17 touches, averaging 6.4 yards per touch.

McCAFFREY CATCHES

Last season, McCaffrey finished as the franchise record-holder for most receptions (80), receiving yards (651) and receiving touchdowns (5) by a running back in a single season in 2017. He also set franchise records for most receptions by a rookie, scrimmage yards by a rookie (1,086), yards after catch by a rookie (593) and first downs by a rookie (57).

McCaffrey finished third in receiving yards by rookie Panthers, regardless of position.

In Week 2 of 2018 at Atlanta, McCaffrey tied Steve Smith's franchise record for most receptions in a game with 14. He also set a new career high with 102 yards receiving, the most by a running back in a game in franchise history. McCaffrey tied for the fourth-most receptions by a running back in a game in NFL history.

Barely into his second season, McCaffrey only needs 60 receiving yards to become the fourth 1,000-yard receiving running back in franchise history. He needs nine receiving first downs to pass DeAngelo Williams for the most by a running back in franchise history.

McCaffrey ranks ninth in the NFL with 111.2 scrimmage yards per game. His average scrimmage yards through the first six games ranks third-best in franchise history.

PANTHERS LEADERS / SCRIMMAGE YARDS, GAMES 1-6 / ALL-TIME

Player	Scrim. Yds	Avg.	TDs
Stephen Davis, 2003	722	120.3	3
Steve Smith, 2006	457	114.3	2
Steve Smith, 2011	675	112.5	3
Christian McCaffrey, 2018	667	111.2	1

The Panthers franchise record for total scrimmage yards in a season is 1,636 yards (102.3 yards/game) by DeAngelo Williams in 2008.

ARMAH'S UNDERDOG STORY

Panthers fullback Alex Armah was not seen as a lock for a 53-man roster, not to mention a starting fullback spot when he was drafted in 2017 out of Division II West Georgia, one of six D-II players drafted in 2017. However, he has solidified his position as the Panthers fullback despite not playing the position since high school.

At West Georgia, he became the first player in Gulf South conference history to earn All-Conference honors on both offense and defense as he played defensive end and tight end.

Armah scored his first career touchdown against Dallas in Week 1 on his first career rush. Armah became the second player in franchise history to score on his first career rush, joining Richie Brockel who did it against the Texans (12/18/11).

**OLSEN CLIMBING PANTHERS RANKS**

Olsen is the Panthers all-time receiving yards leader among tight ends and the Panthers all-time receptions leader among tight ends. He holds the team's tight end record with nine 100-yard receiving games. He is second among Panthers tight ends in career touchdowns (34) behind Wesley Walls (44).

PANTHERS CAREER REC. YARDS LEADERS

Player	Yds	Rec	TD	Seasons
Steve Smith, WR	12,197	836	67	2001-13
M. Muhammad, WR	9,255	696	50	1996-2009
Greg Olsen, TE	5,661	453	34	2011-
Wesley Walls, TE	3,902	324	44	1996-2002
Mark Carrier, WR	2,547	176	13	1995-98

Olsen ranks third in franchise history with 12 100-yard receiving games in a Panthers uniform, including the playoffs. Since he joined the Panthers in 2011, his 12 100-yard games tie for third among all NFL tight ends.

PANTHERS CAREER 100-YARD RECEIVING GAMES

Player	Games	Single-Game High
Steve Smith, WR	46	218
M. Muhammad, WR	29	192
Greg Olsen, TE	12	181

TIGHT ENDS FROM DIFFERENT BACKGROUNDS

Carolina's reserve tight ends Chris Manhertz and Ian Thomas are both physically gifted but come from relatively limited big-time college football experience.

Thomas was drafted by the Panthers in the fourth round of the 2018 Draft, despite only starting in one season at Indiana with 375 receiving yards in 2017. He had transferred from Nassau Community College where he was recruited for basketball.

Thomas earned his first career start in Week 2 at Atlanta as Greg Olsen was inactive with a foot injury. Thomas has since made 10 catches for 72 yards this season.

Manhertz didn't play college football at all, signing as an undrafted free agent with the Bills after four seasons as a basketball player at Canisius, where he finished fourth in school history with 789 career rebounds.

Manhertz has played in 29 games with seven starts over the last three seasons with Carolina.

OLSEN AMONG ALL-TIME TE LEADERS

With 647 receptions, 7,642 receiving yards and 54 touchdown receptions in his career, tight end Greg Olsen ranks in the top 10 all-time among NFL tight ends in receptions and receiving yards and is tied for 12th in receiving touchdowns.

Olsen ranks seventh all-time among tight ends in receiving yards and sixth all-time among tight ends in receptions.

ALL-TIME NFL RECEIVING YARDS LEADERS, TIGHT ENDS

Player	Rec.	Yds	TD
Tony Gonzalez, 1997-2013	1,325	15,127	111
Jason Witten, 2003-17	1,152	12,448	68
Antonio Gates, 2003-	939	11,631	115
Shannon Sharpe, 1990-2003	815	10,060	62
Ozzie Newsome, 1978-90	662	7,980	47
Jackie Smith, 1963-78	480	7,918	40
Greg Olsen, 2007-present	647	7,642	54

Olsen ranks second in receiving yards (7,642) among active tight ends, trailing Antonio Gates (11,631). He ranks fifth among active tight ends with 54 receiving touchdowns.



Olsen and quarterback Cam Newton have connected for 32 touchdowns, sitting in third among all active quarterback-tight end duos.

NFL TIGHT END-QUARTERBACK COMBOS / ACTIVE

Players	Career Touchdowns
Philip Rivers/Antonio Gates	88
Tom Brady/Rob Gronkowski	78
Cam Newton/Greg Olsen	32
Alex Smith/Vernon Davis	31
Andy Dalton/Tyler Eifert	20



NEW FACES IN RECEIVERS ROOM

Carolina takes the field with a new-look receiving corps in 2018. Of the six receivers on the current active roster, only Devin Funchess was active during Carolina's Wild Card playoff game last January in New Orleans.

Carolina traded for Torrey Smith from Philadelphia, signed Jarius Wright as a free agent from Minnesota, drafted DJ Moore in the first round and returned Damiere Byrd and Curtis Samuel from injury.

Smith, Wright, Funchess, Samuel and Moore have all scored receiving touchdowns this season.

FUNCHESS MOVING UP CHARTS

Devin Funchess ranks eighth all-time in career receiving yards as a Panther in his fourth season, just recently passing Ted Ginn, Jr. He has 2,058 yards on 146 catches with 20 receiving touchdowns. He needs 328 receiving yards to pass Brandon LaFell for seventh place all-time in franchise history. Funchess needs 6 receptions to pass Kris Mangum for 10th in catches in franchise history.

Funchess is fifth in franchise history in receiving touchdowns (20).



SAMUEL RETURNS WITH A BANG

2017 second-round draft pick Curtis Samuel saw his first action of 2018 in Week 5 against New York after he missed time with a medical illness.

On his first touch of the season, Samuel broke several tackles to go 25 yards for his first career touchdown.

In Carolina's fourth quarter comeback at Philadelphia, Samuel scored his first rushing touchdown on a 14-yard end around.

Samuel joined Christian McCaffrey and DeAngelo Williams as the only Panthers with rushing and receiving touchdowns in the first 12 games of their careers.

SMITH STRETCHES THE FIELD

Panthers wideout Torrey Smith was brought to Carolina to help stretch the field as a legitimate deep threat. Since 2011 when he came into the league, Smith ranks fifth in average yards per catch at 16.1 (min. 200 receptions).

83 of Smith's 318 career receptions have gone for more than 20 yards (26.5 percent). This season, Smith has a long catch for 35 yards, while averaging 10.7 yards per reception with two touchdowns.

WRIGHT CLUTCH ON THIRD DOWN

Jarius Wright has made a living as a third-down clutch receiver. Since entering the league in 2012, he has made 168 receptions for 2,196 yards. Of his 168 receptions, 67 have come on third down (39.8 percent), with 48 going for first downs or touchdowns.

This season, Wright has made five of his 15 catches on third down, including his first touchdown on a third-and-goal play from the five-yard line in Week 2.

In Week 5, he converted a fourth-and-short play with a 27-yard reception.

MOORE GOES ALL THE WAY ON FIRST CATCH

DJ Moore made the most of his first reception as a Panther in Week 2 at Atlanta. He took a 17-yard pass and then went another 34 yards after the catch for a 51-yard touchdown in the fourth quarter. Moore was known for his ability after the catch at Maryland when Carolina drafted him in the first round in 2018.

Moore has averaged 9.3 yards after the catch and 8.25 yards after contact in four rush attempts.

Moore became the fourth Panther in franchise history to score a touchdown on his first career reception, joining Casey Crawford (Nov. 5, 2000), Jeff King (Dec. 24, 2006) and Dante Rosario (Dec. 2, 2007). None of the previous three players to do it had a touchdown longer than 16 yards.

**KUECHLY LEADS ALL TACKLERS**

Since entering the NFL in 2012, press box crews have credited linebacker Luke Kuechly with 871 tackles, the most in the NFL over that stretch.

Kuechly ranks fourth in career tackles among all currently active players in the NFL.

NFL TACKLE LEADERS / ACTIVE (*Press Box Stats*)

Player	Tot	Sol	Ast
Antoine Bethea, Ariz.	1162	863	299
Thomas Davis, Car.	1009	732	277
Eric Weddle, Balt.	1000	773	227
Luke Kuechly, Car.	871	560	311
Terrell Suggs, Balt.	830	590	240
Mike Adams, Car.	824	626	198

Kuechly has the most tackles (press box) over any player's first six seasons in the league. His 9.8 tackles per game (press box) rank as the highest average of any player in NFL history.



After film review, Panthers' coaches have credited Kuechly with 995 career tackles, second-most in team history. He needs five tackles to join Thomas Davis as the only two players in franchise history with 1,000 career tackles (coaches film).

He is the only player in franchise history with more than 100 tackles in each of his first six seasons as a Panther, including a team-record 205 stops as a rookie in 2012.

THOMAS DAVIS RETURNS

Thomas Davis is the Panthers all-time leading tackler with 1,187 stops according to coaches film.

According to press box stats, Davis has 1,009 tackles, ranking 25th all-time among all players in NFL history and second among active players. Davis has played in 167 career games, tying for 15th among all active NFL defensive players.

PANTHERS CAREER LEADERS, TACKLES (coaches film)

Player	Tackles	Seasons
Thomas Davis	1,187	2005-pres
Luke Kuechly	995	2012-pres
Mike Minter	953	1997-2006
Jon Beason	701	2007-13

KUECHLY LEADS LBs IN INTS

In 2017, Luke Kuechly grabbed three interceptions leading all Panthers and tying for first in the NFL in picks among linebackers.

Kuechly added two opponent fumble recoveries for five total takeaways, tying for the most among linebackers in the NFL in 2017.

Since entering the league in 2012, Luke Kuechly has tallied 16 interceptions, the most among NFL linebackers during that time.

Teammate Thomas Davis ranks behind only Kuechly during that time with 10.

NFL LEADERS, LINEBACKERS, INTERCEPTIONS, 2012-18

Team	INTs
Luke Kuechly, Car.	16
Thomas Davis, Car.	10
Lavonte David, T.B.	10
Paul Posluszny, Jac.	9
Karlos Dansby, Ari.	9
Craig Robertson, N.O.	9

Since 2012, Kuechly also has the lead in total takeaways (23) among linebackers, tallying 16 interceptions and seven opponent fumble recoveries.

NFL LEADERS, LINEBACKERS, TOTAL TAKEAWAYS, 2012-18

Team	INTs
Luke Kuechly, Car.	23
Lavonte David, T.B.	22
Craig Robertson, N.O.	18
Thomas Davis, Car.	16
C.J. Mosley, Balt.	14
Bobby Wagner, Sea.	14
Kiko Alonso, Mia.	14

THOMPSON SHINING

Shaq Thompson had the chance to start in place of Thomas Davis for the first four games as Davis served a suspension. A 2015 draft pick, Thompson has Thompson has 40 total tackles with two sacks and four quarterback pressures.



**PEPPERS MAKES HISTORY**

Julius Peppers currently ranks fourth all-time in NFL history with 156.5 career sacks. He is Carolina's all-time leader in sacks with 94.0 of his career sacks coming as a Panther.

Peppers has at least seven sacks in 15 of his 16 NFL seasons. In 2017, he tied for the team lead with 11 sacks.

He has the most sacks of any active NFL player, and he is the only player in NFL history with 150 sacks and 10 or more interceptions.

Three of the top four sack artists in NFL history played for the Panthers at some point.

NFL CAREER SACK LEADERS

Player	Sacks	Seasons
Bruce Smith	200.0	1985-2003
Reggie White	198.0	1985-2000
Kevin Greene	160.0	1986-99
Julius Peppers	156.5	2002-present



Three of the top four sack artists in NFL history played for the Panthers at one point in their career.

KNOCK IT LOOSE

Julius Peppers is Carolina's all-time leader in forced fumbles (33), and has two in the last two games in 2018. In his career, he has 51 forced fumbles, good for second in the NFL since 2000. Peppers needs two forced fumbles to pass Robert Mathis (52) for most forced fumbles since 2000.

NFL LEADERS, FORCED FUMBLES, SINCE 2000

Player	FF	Seasons
Robert Mathis	52	2003-16
Julius Peppers	51	2002-pres
John Abraham	48	2000-14
Dwight Freeney	47	2002-17

PANTHERS CAREER LEADERS, FORCED FUMBLES

Player	FF	Seasons
Julius Peppers	33	2002-09; 2017-pres.
Charles Johnson	20	2007-17
Thomas Davis	16	2005-pres.
Mike Minter	16	1997-2006
Mike Rucker	14	1999-2007

LONGEVITY

Julius Peppers is the longest tenured and oldest active defensive player in the NFL, tallying 256 career games played in the regular season and another 18 career playoff games. He has also played in 166 consecutive games, one behind Brandon Carr for the most by any active defensive player.

Peppers is moving up the all-time charts for career games played by a defensive player (regular season). He is currently tied for sixth with London Fletcher. Jim Marshall holds the record for most career games by a defensive end with 282.

NFL CAREER LEADERS / GAMES PLAYED / DEFENDERS

Player	GP	Seasons
Darrell Green	295	1983-02
Jim Marshall	282	1960-79
Bruce Smith	279	1985-03
Clay Matthews Jr.	278	1978-96
Junior Seau	268	1990-09
London Fletcher	256	1998-13
Julius Peppers	256	2002-pres.





SUPER CONSISTENT SUPER MARIO

Defensive end Mario Addison set new career bests in 2017, finishing tied for the team lead in sacks with 11, tying for 11th overall in the NFL.



Addison has recorded 23.5 sacks over his last 29 games, dating back to a 2016 game at the Los Angeles Rams (11/6/16). He is fourth in the NFL in sacks over that span.

NFL SACK LEADERS / SINCE NOV. 6, 2016

Player	Sacks
Chandler Jones, Ariz.	29.5
Calais Campbell, Jac.	24.5
Aaron Donald, LA-R	24.0
Mario Addison, Car.	23.5
Cameron Jordan, N.O.	23.0
Danielle Hunter, Minn.	23.0

Addison has had 18 games with 1.0+ sacks since the start of 2016, tying for fourth in the NFL.

Addison started as an undrafted free agent out of Troy, signing with the Chicago Bears in 2011 and landing on the Panthers in 2012.

He has 41.0 career sacks which ranks third in the NFL among active players that were undrafted free agents.

NFL SACK LEADERS / ACTIVE / UNRAFTED

Player	Seasons	Career Sacks
Cameron Wake, Mia.	10	93.0
Michael Bennett, Phi.	10	57.0
Mario Addison, Car.	8	41.0

SHORT STANDS TALL AMONG SACK LEADERS

Defensive tackle Kawann Short led all Panthers defensive linemen with 53 tackles in 2017, accumulating 7.5 sacks. He also registered 29 QB pressures, second on the team, and had two forced fumbles and one fumble recovery.

Short tied for second in the NFL in forced fumbles among defensive tackles in 2017, and he was third among defensive tackles in sacks.



Since the start of 2015, Short has 26.5 sacks, third in the NFL by a defensive tackle over the past four seasons.

NFL DEFENSIVE TACKLE SACK LEADERS / 2015-18

Team	Sacks
Aaron Donald, L.A.-R	37.0
Geno Atkins, Cin.	35.0
Kawann Short, Car.	26.5
Gerald McCoy, T.B.	23.0

OBADA MAKES MOST OF FIRST GAME

Defensive end Efe Obada made the most of his first career game in the NFL in Week 3 against Cincinnati. Obada earned NFC Defensive Player of the Week honors after he registered an interception, a sack, two quarterback hurries and a pass deflection in just 19 total snaps. He was part of a defense that recorded four interceptions and limited the Bengals to just 66 rushing yards.

In August, Obada became the first player from the NFL International Pathway Program to make an active roster. Last Sunday, he was the first such player to see game action and record any statistics.

Obada came to America from London in 2015 when he signed to the Dallas Cowboys practice squad despite only playing organized American football for just five games previously with the London Warriors. He was assigned to the Panthers practice squad in 2017 as a practice squad exemption as part of the Pathway Program.

**ADAMS KEEPS TAKING IT AWAY**

Safety Mike Adams joined the Panthers as a free agent before the 2017 season and had two interceptions last year to go with two fumble recoveries, one forced fumble and 75 total tackles.

Adams has 16 interceptions over the last five seasons, tied for fifth-most in the NFL in that span, despite entering his 15th season in 2018.

NFL INDIVIDUAL LEADERS, INTERCEPTIONS, 2014-2018

Player	Interceptions
Marcus Peters, LA-R	20
Reggie Nelson, Oak.	19
Mike Adams, Car.	16
Brent Grimes, T.B.	16
Glover Quin, Det.	16

Adams has had a prolific career in recording takeaways, both by interception and fumble recovery. Over his career, Adams has tallied 45 takeaways (29 interceptions, 16 fumble recoveries). That mark leads all active defensive players.

NFL LEADERS, TOTAL TAKEAWAYS, ALL-TIME, ACTIVE PLAYERS

Player	INTs	FRs	Total Takeaways
Mike Adams, Car.	29	16	45
Reggie Nelson, Oak.	37	7	44
Tramon Williams, G.B.	32	8	40

Adams and teammate Julius Peppers (20) rank first and second in career fumble recoveries among active players.

**BRADBERRY THE VET AT CORNER**

Cornerback James Bradberry had a strong sophomore campaign in 2017 as the Panthers top corner. He recorded two interceptions with 10 pass deflections, two forced fumbles and a sack.

He was rated third in the NFL by Pro Football Focus for opponent catch rate (25.0%) against him in the red zone.

In 2017, Bradberry had 85 tackles according to press box statistics, ranking first in the NFL among cornerbacks.

TACKLES (press box) / CORNERBACKS / NFL / 2017

Name	Tackles
James Bradberry, Car.	85
T.J. Carrie, Oak.	84
Darqueze Dennard, Cin.	83

**JACKSON PICKS THREE**

Rookie cornerback Donte Jackson secured two interceptions against the Bengals, including one in the fourth quarter that helped seal the team's victory. Jackson also added eight tackles (coaches film) to his stat line.

His two interceptions came just one week after recording his first against Atlanta. Jackson became one of eight players in NFL history to record three interceptions in his first three career games, and is tied for first in the NFL in interceptions.

He has allowed an opponent passer rating of 57.8, according to Pro Football Focus, second-best among all rookie cornerbacks.

NFL LEADERS / OPPONENT PASSER RATING / ROOKIE CBs / PFF

Player	INTs	FRs	Snap/Rec Allowed
Minkah Fitzpatrick, Mia.	50.4	1	13.5
Donte Jackson, Car.	57.8	3	10.6
Denzel Ward, Cle.	63.4	3	12.0





GANO MOVES UP PANTHERS SCORING LIST

Kicker Graham Gano had 121 points in 2017, his fifth consecutive season with at least 100 points scored. He converted 29-of-30 field goal attempts with his only miss coming from 55 yards.

Gano has 691 points in his Panthers career (2012-present), the second-most in franchise history. John Kasay (1,482 from 1995-2010) is the franchise's all-time leader.

CAROLINA PANTHERS CAREER LEADERS, POINTS SCORED

Player	Points	Seasons
John Kasay, K	1,482	1995-2010
Graham Gano, K	691	2012-18
Steve Smith, WR	454	2001-13
Jonathan Stewart, RB	348	2008-17
Cam Newton, QB	346	2011-18



GANO SETS RECORD FOR STREAK

Graham Gano set a new franchise record when he set another franchise record. His 63-yard game-winning field goal against New York was a new franchise long and tied the NFL record for longest game-winning field goal.

By the end of the game, Gano's four field goals gave him 24 consecutive makes, breaking John Kasay's previous franchise record of 21 straight. Gano has now made 25 consecutive field goals, the longest active streak in the NFL.

Gano has hit 36 straight field goals at home which is also a franchise record.

Gano ranks second in franchise history with an all-time field goal percentage of 85.8. His 2017 season of 96.7 percent (29-30) led the NFL and set the franchise single-season record.

FG% LEADERS / PANTHERS / ALL-TIME (min. 10 attempts)

Player	FG-FGA	Pct.
Joe Nedney, 2000	26-28	92.9
Graham Gano, 2012-18	159-185	85.9
John Kasay, 1995-10	351-424	82.8

PALARDY SETS PUNTING RECORD

Punter Michael Palardy finished the 2017 season with a franchise record for net punting average at 42.4, a mark that ranked sixth in the league.

Palardy uncorked a career-long 63-yard punt at the New York Jets (11/27/17).



This season, Palardy has a net average of 40.6 with a gross of 45.5.

He has landed 13 punts inside the 20-yard line with three touchbacks.

SPECIAL PLAYS BY SPECIAL TEAMS

The Panthers special teams have held opponents to an average starting field position of 26.0, ranking fifth in the NFL.

Graham Gano has kicked 21 of his 31 kickoffs for touchbacks (67.7 percent), while Michael Palardy has only had 10 of his 25 punts returned.

The unit recovered a muffed punt for a touchdown by Colin Jones in the second quarter of Week 5 against the New York Giants.





CAROLINA ON MY MIND

The Carolina Panthers active roster and coaching staff has a distinctive local feel. Three coaches and five players either hail from North Carolina or South Carolina or played collegiately in the Carolinas.

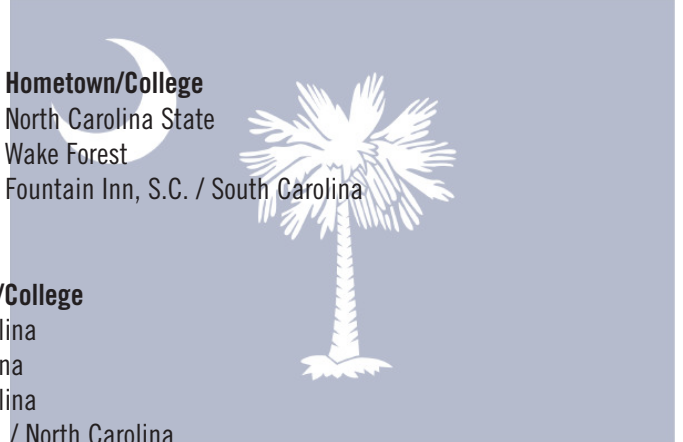
Coaches with ties to the Carolinas (3)

Coach	Position
Jerricho Cotchery	Assistant Wide Receivers
Joe Kenn	Strength and Conditioning
Travelle Wharton	Assistant Offensive Line

Hometown/College
North Carolina State
Wake Forest
Fountain Inn, S.C. / South Carolina

Players with ties to the Carolinas (5)

Player	Position	Hometown/College
Damiere Byrd	Wide Receiver	South Carolina
Josh Hawkins	Cornerback	East Carolina
Captain Munnerlyn	Cornerback	South Carolina
Julius Peppers	Defensive End	Bailey, N.C. / North Carolina
Andre Smith	Linebacker	North Carolina



ROSTER RUNDOWN

Here's a look at Carolina's roster breakdown.

Rookies and first-year players	9
Players with three years or less NFL experience	23
Players age 30 or older	14
Players drafted by Carolina	25
Average age	29

Other roster notables

Original Draftees	28-Armah, Artis-Payne, Bradberry, Butler, Carter Jr., Davis, Elder, Funchess, Gauden, Haynes, Jackson, R. Kalil, Kuechly, Mayo, McCaffrey, Moore, Moton, Munnerlyn, Newton, Peppers, Samuel, Short, Silatolu, Smith, Thomas, Thompson, Turner, Williams
Oldest Player on roster	Julius Peppers - 38 years old (1/18/80)
Youngest Player on roster	Andre Smith - 21 years old (4/20/97)
Most experience	17 seasons, Julius Peppers
Tallest player(s) on roster	Julius Peppers - 6'7"
Shortest player(s) on roster	Captain Munnerlyn - 5'9"
The college that is represented the most:	Maryland/LSU - 3 players
Players not from FBS schools	6-Mike Adams (Delaware), Alex Armah (West Georgia), James Bradberry (Samford), Chris Manhertz (Canisius), Amini Silatolu (Midwestern State), Greg Van Roten (Penn)



CAROLINA PANTHERS 2018 TRANSACTIONS



2-Jan	CB	Lorenzo Doss	Reserve/Future signing	25-Jul	DE	Bryan Cox Jr.	Placed on physically unable to perform list (ankle)
8-Jan	DE	Efe Obada	Reserve/Future signing				
8-Jan	WR	Jamaal Jones	Reserve/Future signing	25-Jul	WR	Fred Ross	Placed on physically unable to perform list (hip)
8-Jan	G	Dorian Johnson	Reserve/Future signing				
8-Jan	WR	Austin Duke	Reserve/Future signing	1-Aug	DE	Bryan Cox Jr.	Passed physical
8-Jan	LB	Richie Brown	Reserve/Future signing	1-Aug	WR	Curtis Samuel	Passed physical
8-Jan	TE	Evan Baylis	Reserve/Future signing	1-Aug	CB	Ross Cockrell	Placed on injured reserve (leg)
8-Jan	WR	Rasheed Bailey	Reserve/Future signing	1-Aug	T	Adam Bisnowaty	Claimed off waivers (DET)
8-Jan	S	Damian Parms	Reserve/Future signing	5-Aug	DE	Julius Peppers	Passed physical
8-Jan	TE	Kent Taylor	Reserve/Future signing	7-Aug	WR	Fred Ross	Passed physical
8-Jan	S	Dezmen Southward	Reserve/Future signing	7-Aug	DT	Ashaad Mabry	Waived
8-Jan	CB	Zack Sanchez	Reserve/Future signing	7-Aug	DE	Sterling Bailey	Free agent signing
29-Jan	G	Greg Van Roten	Extension signing	12-Aug	DB	Alex Carter	Free agent signing
26-Feb	TE	John Theus	Waived	12-Aug	S	Damian Parms	Injured reserve
26-Feb	S	Kurt Coleman	Released	15-Aug	DE	Karter Schult	Waived
26-Feb	DE	Charles Johnson	Released	15-Aug	DE	Kiante Anderson	Free agent signing
28-Feb	RB	Jonathan Stewart	Released	19-Aug	TE	Jason Reese	Free Agent signing
6-Mar	K	Graham Gano	Extension signing	19-Aug	WR	Fred Ross	Waived with injury designation
7-Mar	CB	Teddy Williams	Released	20-Aug	WR	Fred Ross	Cleared waivers and placed on injured reserve
9-Mar	DT	Drew Iddings	Extension signing	21-Aug	G	Kyle Bosch	Waived
14-Mar	DE	Julius Peppers	Extension signing	31-Aug	TE	Chris Manhertz	Passed physical
14-Mar	CB	Daryl Worley	Traded to Philadelphia in exchange for WR Torrey Smith	1-Sep	RB	Kenjon Barner	Released
				1-Sep	WR	Rasheed Bailey	Waived
14-Mar	WR	Torrey Smith	Acquired in a trade with Philadelphia in exchange for CB Daryl Worley	1-Sep	DE	Sterling Bailey	Waived
				1-Sep	TE	Evan Baylis	Waived
16-Mar	DT	Dontari Poe	Unrestricted free agent signing (Atlanta)	1-Sep	T	Adam Bisnowaty	Waived
16-Mar	TE	Zach Banner	Claimed off waivers (Cleveland)	1-Sep	LB	Richie Brown	Waived
20-Mar	WR	Jarius Wright	Free agent signing	1-Sep	DB	Alex Carter	Waived
23-Mar	T	Jeremiah Sirles	Free agent signing	1-Sep	T	Blaine Clausell	Waived
23-Mar	CB	Ross Cockrell	Unrestricted free agent signing (New York Giants)	1-Sep	S	Demetrious Cox	Waived
				1-Sep	T	Quinterrius Eatmon	Waived
23-Mar	S	Da'Norris Searcy	Free agent signing	1-Sep	LB	Chris Frey	Waived
26-Mar	T	Amini Silatolu	Free agent signing	1-Sep	CB	LaDarius Gunter	Waived
26-Mar	CB	LaDarius Gunter	Free agent signing	1-Sep	WR	Bug Howard	Waived
16-Apr	QB	Taylor Heinicke	Claimed off waivers (Houston)	1-Sep	T	Norman Price	Waived
26-Apr	TE	Greg Olsen	Extension signing	1-Sep	TE	Jason Reese	Waived
26-Apr	WR	DJ Moore	Drafted (1)	1-Sep	TE	Cam Serigne	Waived
27-Apr	CB	Donte Jackson	Drafted (2)	1-Sep	DT	Tracy Sprinkle	Waived
27-Apr	S	Rashaan Golden	Drafted (3)	1-Sep	T	Corey Robinson	Acquired in a trade with Philadelphia in exchange for an undisclosed 2020 draft pick
28-Apr	TE	Ian Thomas	Drafted (4a)				
28-Apr	DE	Michael Haynes	Drafted (4b)	1-Sep	DE	Zach Moore	Released
28-Apr	LB	Jermaine Carter Jr.	Drafted (5)	1-Sep	S	Dezmen Southward	Released
28-Apr	LB	Andre Smith	Drafted (7a)	1-Sep	QB	Kyle Allen	Waived
28-Apr	DT	Kendrick Norton	Drafted (7b)	1-Sep	DE	Kiante Anderson	Waived
1-May	TE	Kent Taylor	Waived	1-Sep	RB	Reggie Bonnafon	Waived
1-May	T	Korren Kirven	Free agent signing	1-Sep	CB	Lorenzo Doss	Waived
7-May	RB	CJ Anderson	Free agent signing	1-Sep	WR	Austin Duke	Waived
8-May	RB	Elijah Hood	Claimed off waivers (OAK)	1-Sep	WR	Mose Frazier	Waived
10-May	RB	Fozzy Whittaker	Placed on injured reserve (knee)	1-Sep	C	Kyle Friend	Waived
11-May	RB	Kenjon Barner	Free agent signing	1-Sep	QB	Garrett Gilbert	Waived
11-May	DT	Tracy Sprinkle	Free agent signing	1-Sep	DE	Daeshon Hall	Waived
11-May	LB	Chris Frey	Free agent signing	1-Sep	G	Taylor Hearn	Waived
11-May	RB	Reggie Bonnafon	Free agent signing	1-Sep	G	Dorian Johnson	Waived
11-May	QB	Kyle Allen	Free agent signing	1-Sep	WR	Jamaal Jones	Waived
11-May	G	Brendan Mahon	Free agent signing	1-Sep	CB	Cole Luke	Waived
11-May	G	Taylor Hearn	Free agent signing	1-Sep	DT	Kendrick Norton	Waived
11-May	G	Kyle Bosch	Free agent signing	1-Sep	TE	Jason Vander Laan	Waived
14-May	WR	Russell Shepard	Released	1-Sep	RB	Elijah Hood	Placed on injured reserve (knee)
14-May	CB	Zack Sanchez	Waived with injury settlement	1-Sep	CB	Kevon Seymour	Placed on injured reserve (shoulder)
14-May	DE	Karter Schult	Free agent signing	1-Sep	T	Jeremiah Sirles	Placed on injured reserve (hamstring)
14-May	CB	Kyle Friend	Free agent signing	2-Sep	RB	Reggie Bonnafon	Practice squad signing
14-May	G	Quinterrius Eatmon	Free agent signing	2-Sep	QB	Kyle Allen	Practice squad signing
14-May	WR	Bug Howard	Free agent signing	2-Sep	WR	Mose Frazier	Practice squad signing
21-May	T	Korren Kirven	Waived	2-Sep	DT	Kendrick Norton	Practice squad signing
21-May	TE	Jason Vander Laan	Free agent signing	2-Sep	DE	Kiante Anderson	Practice squad signing
21-May	DT	Ashaad Mabry	Free agent signing	2-Sep	CB	Cole Luke	Practice squad signing
31-May	T	Zach Banner	Waived	2-Sep	S	Dezmen Southward	Practice squad signing
4-Jun	G	Norman Price	Free agent signing	2-Sep	G	Taylor Hearn	Practice squad signing
25-Jul	DT	Drew Iddings	Waived	2-Sep	TE	Jason Vander Laan	Practice squad signing
25-Jul	TE	Cam Serigne	Free agent signing	2-Sep	G	Dorian Johnson	Practice squad signing
25-Jul	WR	Curtis Samuel	Placed on non-football injury list (ankle)	3-Sep	T	Matt Kalil	Placed on injured reserve (knee)
25-Jul	DE	Julius Peppers	Placed on physically unable to perform list (shoulder)	3-Sep	CB	Lorenzo Doss	Free agent signing
				4-Sep	CB	Josh Hawkins	Practice squad signing
25-Jul	TE	Chris Manhertz	Placed on physically unable to perform list (foot)	4-Sep	DE	Kiante Anderson	Practice squad injured



CAROLINA PANTHERS 2018 TRANSACTIONS (cont.)



4-Sep	CB	Josh Hawkins	Practice squad signing
6-Sep	DT	Kendrick Norton	Released from practice squad
6-Sep	QB	Connor Cook	Practice squad signing
6-Sep	T	Jeremiah Sirles	Released/injury settlement
10-Sep	DE	Kiante Anderson	Released/injury settlement
10-Sep	QB	Josh Allen	Released from practice squad
10-Sep	DT	Kendrick Norton	Practice squad signing
11-Sep	S	Dezmen Southward	Released from practice squad
11-Sep	WR	DeAndrew White	Practice squad signing
12-Sep	T	Daryl Williams	Placed on injured reserve (knee)
12-Sep	T	Chris Clark	Free agent signing
21-Sep	S	Da'Norris Searcy	Placed on injured reserve (concussion)
22-Sep	CB	Josh Hawkins	Signed to active roster from practice squad
24-Sep	S	Dezmen Southward	Practice squad signing
25-Sep	T	Marshall Newhouse	Acquired in a trade with Buffalo in exchange for an undisclosed future draft choice
25-Sep	T	Corey Robinson	Waived
26-Sep	WR	Fred Ross	Waived from injured reserve
27-Sep	S	Eric Reid	Free agent signing
27-Sep	CB	Lorenzo Doss	Waived
1-Oct	CB	Lorenzo Doss	Practice squad signing
1-Oct	WR	DeAndrew White	Released from practice squad
8-Oct	LB	Thomas Davis	Returned from suspension
8-Oct	LB	Thomas Davis	Roster Exemption
9-Oct	QB	Connor Cook	Released from practice squad
9-Oct	LB	Brandon Chubb	Practice squad signing
12-Oct	LB	Thomas Davis	Activated from roster exemption
12-Oct	LB	Jared Norris	Placed on injured reserve (toe)



CAROLINA PANTHERS 2018 UNOFFICIAL DEPTH CHART

OFFENSE			
WR	17 Devin Funchess	13 Jarius Wright	18 Damiere Byrd
LT	74 Chris Clark	71 Marshall Newhouse	
LG	73 Greg Van Roten	65 Amini Silatolu	<u>63 Brendan Mahon</u>
C	67 Ryan Kalil	69 Tyler Larsen	
RG	70 Trai Turner	65 Amini Silatolu	
RT	72 Taylor Moton	71 Marshall Newhouse	
TE	88 Greg Olsen	82 Chris Manhertz	<u>80 Ian Thomas</u>
WR	11 Torrey Smith	<u>12 DJ Moore</u>	10 Curtis Samuel
QB	1 Cam Newton	6 Taylor Heinicke	
FB	40 Alex Armah		
RB	22 Christian McCaffrey	20 CJ Anderson	34 Cameron Artis-Payne

DEFENSE			
DE	97 Mario Addison	94 Efe Obada	<u>98 Marquis Haynes</u>
DT	99 Kawann Short	93 Kyle Love	
DT	95 Dontari Poe	92 Vernon Butler	
DE	90 Julius Peppers	96 Wes Horton	91 Bryan Cox Jr.
SLB	54 Shaq Thompson	<u>56 Jermaine Carter Jr.</u>	<u>57 Andre Smith</u>
MLB	59 Luke Kuechly	55 David Mayo	
WLB	58 Thomas Davis	53 Ben Jacobs	
LCB	24 James Bradberry	41 Captain Munnerlyn	
RCB	<u>26 Donte Jackson</u>	35 Corn Elder	23 Josh Hawkins
SS	25 Eric Reid	42 Colin Jones	
FS	29 Mike Adams	<u>28 Rashaan Gaulden</u>	

SPECIAL TEAMS

PK	9 Graham Gano			
P	5 Michael Palardy			
KO	9 Graham Gano			
H	5 Michael Palardy			
PR	18 Damiere Byrd	<u>12 DJ Moore</u>	22 Christian McCaffrey	<u>26 Donte Jackson</u>
KOR	18 Damiere Byrd	<u>12 DJ Moore</u>	22 Christian McCaffrey	10 Curtis Samuel
LS	44 J.J. Jansen			

ROOKIES Underlined

PANTHERS COACHING STAFF

Ron Rivera (head coach); Norv Turner (offensive coordinator); Eric Washington (defensive coordinator); Chase Blackburn (special teams coordinator); Jerricho Cotchery (assistant wide receivers); Heath Farwell (assistant special teams); Pete Hoener (tight ends); Brady Hoke (defensive line); Jeff Imamura (assistant secondary/cornerbacks); Joe Kenn (strength and conditioning); John Matsko (running game coordinator); Sam Mills III (assistant defensive line); Vincent Rivera (defensive quality control); Richard Rodgers (secondary); Steve Russ (linebackers); Jim Skipper (running backs); Lance Taylor (wide receivers); Drew Terrell (offensive quality control); Scott Turner (quarterbacks); Travelle Wharton (assistant offensive line).

PANTHERS PRONUNCIATION

DAMIERE Byrd	duh-MEER	Amini SILATOLU	sill-uh-TOE-lou
Devin FUNCHESS	FUN-chess	TRAI Turner	Trey
Graham GANO	guh-KNOW	Greg Van ROTEN	ROAT-en
Rashaan GAULDEN	GAWL-den	JARIUS Wright	JAIR-ee-iss
Luke KUECHLY	KEEK-lee		
Brendan MAHON	MANN		
EFE OBADA	EF-ay OH-bahdah		
Michael PALARDY	pah-LAR-dee		
KAWANN Short	KAY-won		



CAROLINA PANTHERS ALPHABETICAL ROSTER



No	Name	Pos	Ht	Wt	DOB	Age	Exp	College	Hometown	How Acq	GP/GS/DNP/INA
29	Adams, Mike	S	5-11	205	03/24/81	37	15	Delaware	Wayne, N.J.	UFA '17 (IND)	6/6/0/0
97	Addison, Mario	DE	6-3	260	09/06/87	31	8	Troy	Tarrant, Ala.	FA '12	6/6/0/0
20	Anderson, CJ	RB	5-8	225	02/10/91	27	6	California	Vallejo, Calif.	FA '18	6/1/0/0
40	Armah, Alex	FB	6-2	255	05/17/94	24	2	West Georgia	Lawrenceville, Ga.	D6 '17	6/1/0/0
34	Artis-Payne, Cameron	RB	5-10	215	06/23/90	28	4	Auburn	Harrisburg, Pa.	D5b '15	2/0/0/4
24	Bradberry, James	CB	6-1	212	08/04/93	25	3	Samford	Pleasant Grove, Ala.	D2 '16	6/6/0/0
92	Butler, Vernon	DT	6-4	330	06/14/94	24	3	Louisiana Tech	Summit, Miss.	D1 '16	6/0/0/0
18	Byrd, Damiere	WR	5-9	180	01/27/93	25	3	South Carolina	Sicklerville, N.J.	FA '15	3/0/0/3
56	Carter Jr, Jermaine	LB	6-1	225	01/14/95	23	R	Maryland	Rockville, Md.	D5 '18	6/0/0/0
74	Clark, Chris	T	6-5	305	10/01/85	33	9	Southern Mississippi	New Orleans, La.	FA '18	5/5/0/0
91	Cox Jr., Bryan	DE	6-3	270	06/25/94	24	2	Florida	Ft. Lauderdale, Fla.	FA '17	2/0/0/4
58	Davis, Thomas	LB	6-1	235	03/22/83	35	14	Georgia	Shellman, Ga.	D1 '05	2/2/0/0
35	Elder, Corn	CB	5-10	185	10/09/94	24	2	Miami	Nashville, Tenn.	D5 '17	3/0/0/3
17	Funchess, Devin	WR	6-4	225	05/21/94	24	4	Michigan	Farmington, Mich.	D2 '15	6/6/0/0
9	Gano, Graham	K	6-2	202	04/09/87	31	9	Florida State	Cantonment, Fla.	FA '12	6/0/0/0
28	Gaulden, Rashaaan	S	6-1	200	01/23/95	23	R	Tennessee	Spring Hill, Tenn.	D3 '18	6/0/0/0
23	Hawkins, Josh	CB	5-10	190	01/23/93	25	3	East Carolina	Winston-Salem, N.C.	FA '18	4/0/0/0
98	Haynes, Marquis	DE	6-2	235	12/16/93	24	R	Mississippi	Jacksonville, Fla.	D4b '18	1/0/0/5
6	Heinicke, Taylor	QB	6-1	210	03/15/93	25	3	Old Dominion	Lawrenceville, Ga.	FA '18	0/0/6/0
96	Horton, Wes	DE	6-5	265	12/17/89	28	6	Southern California	Sherman Oaks, Calif.	FA '16	6/3/0/0
26	Jackson, Donte	CB	5-10	180	11/08/95	22	R	Louisiana State	Metairie, La.	D2 '18	6/6/0/0
53	Jacobs, Ben	LB	6-4	240	04/17/88	30	4	Fresno State	Las Vegas, Nev.	FA '16	6/0/0/0
44	Jansen, JJ	LS	6-2	235	01/20/86	32	11	Notre Dame	Phoenix, Ariz.	TR '09 (GB)	6/0/0/0
42	Jones, Colin	S	6-0	205	10/27/87	30	8	Texas Christian	Bridgeport, Texas	TR '12 (SF)	6/1/0/0
67	Kalil, Ryan	C	6-2	300	03/29/85	33	12	Southern California	Corona, Calif.	D2b '07	6/6/0/0
59	Kuechly, Luke	LB	6-3	238	04/20/91	27	7	Boston College	Cincinnati, Ohio	D1 '12	6/6/0/0
69	Larsen, Tyler	C	6-4	325	07/08/91	27	3	Utah State	Sandy, Utah	FA '16	6/2/0/0
93	Love, Kyle	DT	6-1	310	11/18/86	31	7	Mississippi State	College Park, Ga.	FA '16	6/0/0/0
63	Mahon, Brendan	G	6-4	320	01/17/95	23	R	Penn State	Randolph, N.J.	FA '18	2/0/0/4
82	Manhertz, Chris	TE	6-6	255	04/10/92	26	3	Canisius	New York, N.Y.	WV '16 (NO)	6/1/0/0
55	Mayo, David	LB	6-2	245	08/08/93	25	4	Texas State	Scappoose, Ore	D5a '15	6/3/0/0
22	McCaffrey, Christian	RB	5-11	205	06/07/96	22	2	Stanford	Highlands Ranch, Colo.	D1 '17	6/6/0/0
12	Moore, DJ	WR	6-0	210	04/14/97	21	R	Maryland	Philadelphia, Pa.	D1 '18	6/0/0/0
72	Moton, Taylor	T	6-5	325	03/18/94	24	2	Western Michigan	Okemos, Mich.	D2b '17	6/6/0/0
41	Munnerlyn, Captain	CB	5-9	195	04/10/88	30	10	South Carolina	Mobile, Ala.	UFA '17 (MIN)	6/1/0/0
71	Newhouse, Marshall	T	6-4	330	09/29/88	30	9	Texas Christian	Dallas, Texas	TR '18 (BUF)	1/0/2/0
1	Newton, Cam	QB	6-5	245	05/11/89	29	8	Auburn	College Park, Ga.	D1 '11	7/7/0/0
94	Obada, Efe	DE	6-6	265	04/13/92	26	1	none	London, England	FA '17	4/0/0/2
88	Olsen, Greg	TE	6-5	255	03/11/85	33	12	Miami (Fla.)	Wayne, N.J.	TR '11 (CHI)	3/3/0/3
5	Palardy, Michael	P	5-11	200	07/06/92	26	3	Tennessee	Fort Lauderdale, Fla.	FA '16	6/0/0/0
90	Peppers, Julius	DE	6-7	295	01/18/80	38	17	North Carolina	Bailey, N.C.	UFA '17 (GB)	6/3/0/0
95	Poe, Dontari	DT	6-3	346	08/18/90	28	7	Memphis	Memphis, Tenn.	UFA '18 (ATL)	6/6/0/0
25	Reid, Eric	S	6-1	215	12/10/91	26	6	Louisiana State	Geismar, La.	FA '18	3/3/0/0
10	Samuel, Curtis	WR	5-11	195	08/11/96	22	2	Ohio State	Brooklyn, N.Y.	D2a '17	3/0/0/3
99	Short, Kawann	DT	6-3	315	02/02/89	29	6	Purdue	East Chicago, Ind.	D2 '13	6/6/0/0
65	Silatolu, Amini	T	6-4	305	09/16/88	30	6	Midwestern State	Tracy, Calif.	FA '17	5/0/0/1
57	Smith, Andre	LB	6-0	240	04/20/97	21	R	North Carolina	Jacksonville, Fla.	D7a '18	1/0/0/5
11	Smith, Torrey	WR	6-0	205	01/26/89	29	8	Maryland	Falmouth, Va.	TR '18 (PHI)	6/5/0/0
80	Thomas, Ian	TE	6-4	260	06/06/96	22	R	Indiana	Baltimore, Md.	D4a '18	6/3/0/0
54	Thompson, Shaq	LB	6-0	230	04/21/94	24	4	Washington	Sacramento, Calif.	D1 '15	6/6/0/0
70	Turner, Trai	G	6-3	315	06/14/93	25	5	Louisiana State	New Orleans, La.	D3 '14	4/4/0/2
73	Van Roten, Greg	G	6-3	305	02/26/90	28	4	Pennsylvania	Mineola, N.Y.	FA '17	6/6/0/0
13	Wright, Jarius	WR	5-10	191	11/25/89	28	7	Arkansas	Warren, Ark.	FA '18	6/5/0/0

Practice Squad (10)

39	Bonnafig, Reggie	RB	6-0	215	01/04/96	22	R	Louisville	Louisville, Ky.	FA '18	0/0/0/0
50	Chubb, Brandon	LB	6-1	245	10/21/93	24	2	Wake Forest	Marietta, Ga.	FA '18	0/0/0/0
31	Doss, Lorenzo	CB	5-11	185	04/22/94	24	4	Tulane	New Orleans, La.	FA '18	1/0/0/2
14	Frazier, Mose	WR	5-11	190	08/30/93	25	1	Memphis	Memphis, Tenn.	FA '17	0/0/0/0
62	Hearn, Taylor	G	6-4	315	01/11/96	22	R	Clemson	Willston, S.C.	FA '18	0/0/0/0
64	Johnson, Dorian	G	6-5	305	10/21/94	23	1	Pittsburgh	Belle Vernon, Pa.	FA '17	0/0/0/0
32	Luke, Cole	S	5-11	200	06/30/95	23	2	Notre Dame	Chandler, Ariz.	FA '17	0/0/0/0
74	Norton, Kendrick	DT	6-3	315	06/07/97	21	R	Miami (Fla.)	Jacksonville, Fla.	D7b '18	0/0/0/0
37	Southward, Dezmen	S	6-2	208	10/01/91	27	3	Wisconsin	Fort Lauderdale, Fla.	FA '16	0/0/0/0
84	Vander Laan, Jason	TE	6-3	245	09/22/92	26	1	Ferris State	Frankfort, Ill.	FA '18	0/0/0/0

Reserve / Injured (9)

47	Cockrell, Ross	CB	6-0	190	08/06/91	27	5	Duke	Charlotte, N.C.	UFA '18 (NYG)	0/0/0/0
30	Hood, Elijah	RB	5-11	230	04/22/96	22	1	North Carolina	Charlotte, N.C.	WV '18 (OAK)	0/0/0/0
75	Kalil, Matt	T	6-7	315	07/06/89	29	7	Southern California	Corona, Calif.	UFA '17 (MIN)	0/0/0/0
52	Norris, Jared	LB	6-1	238	07/19/93	25	3	Utah	Bakersfield, Calif.	FA '16	3/0/0/1
45	Parms, Damian	S	6-2	210	10/28/92	25	1	Florida Atlantic	Miami, Fla.	FA '17	0/0/0/0
21	Searcy, Da'Norris	S	5-11	205	11/16/88	29	8	North Carolina	Decatur, Ga.	FA '18	2/2/0/0
27	Seymour, Kevon	CB	6-0	185	11/30/93	24	3	Southern California	Pasadena, Calif.	TR '17 (BUF)	0/0/0/0
60	Williams, Daryl	T	6-6	330	08/31/92	26	4	Oklahoma	Lake Dallas, Texas	D4 '15	1/1/0/0
43	Whittaker, Fozy	RB	5-10	205	02/02/89	29	6	Texas	Pearland, Texas	FA '14	0/0/0/0

CAROLINA PANTHERS NUMERICAL ROSTER



No	Name	Pos	Ht	Wt	DOB	Age	Exp	College	Hometown	How Acq	GP/GS/DNP/INA
1	Cam Newton	QB	6-5	245	05/11/89	29	8	Auburn	College Park, Ga.	D1 '11	6/6/0/0
5	Michael Palardy	P	5-11	200	07/06/92	26	3	Tennessee	Fort Lauderdale, Fla.	FA '16	6/0/0/0
6	Taylor Heinicke	QB	6-1	210	03/15/93	25	3	Old Dominion	Lawrenceville, Ga.	FA '18	0/0/6/0
9	Graham Gano	K	6-2	202	04/09/87	31	9	Florida State	Cantonment, Fla.	FA '12	6/0/0/0
10	Curtis Samuel	WR	5-11	195	08/11/96	22	2	Ohio State	Brooklyn, N.Y.	D2a '17	3/0/0/3
11	Torrey Smith	WR	6-0	205	01/26/89	29	8	Maryland	Falmouth, Va.	TR '18 (PHI)	6/5/0/0
12	DJ Moore	WR	6-0	210	04/14/97	21	R	Maryland	Philadelphia, Pa.	D1 '18	6/0/0/0
13	Jarius Wright	WR	5-10	191	11/25/89	28	7	Arkansas	Warren, Ark.	FA '18	6/5/0/0
17	Devin Funchess	WR	6-4	225	05/21/94	24	4	Michigan	Farmington, Mich.	D2 '15	6/6/0/0
18	Damiere Byrd	WR	5-9	180	01/27/93	25	3	South Carolina	Sicklerville, N.J.	FA '15	3/0/0/3
20	CJ Anderson	RB	5-8	225	02/10/91	27	6	California	Vallejo, Calif.	FA '18	6/1/0/0
22	Christian McCaffrey	RB	5-11	205	06/07/96	22	2	Stanford	Highlands Ranch, Colo.	D1 '17	6/6/0/0
23	Josh Hawkins	CB	5-10	190	01/23/93	25	3	East Carolina	Winston-Salem, N.C.	FA '18	4/0/0/0
24	James Bradberry	CB	6-1	212	08/04/93	25	3	Samford	Pleasant Grove, Ala.	D2 '16	6/6/0/0
25	Eric Reid	S	6-1	215	12/10/91	26	6	Louisiana State	Geismar, La.	FA '18	3/3/0/0
26	Donte Jackson	CB	5-10	180	11/08/95	22	R	Louisiana State	Metairie, La.	D2 '18	6/6/0/0
28	Rashaan Gaulden	S	6-1	200	01/23/95	23	R	Tennessee	Spring Hill, Tenn.	D3 '18	6/0/0/0
29	Mike Adams	S	5-11	205	03/24/81	37	15	Delaware	Wayne, N.J.	UFA '17 (IND)	6/6/0/0
34	Cameron Artis-Payne	RB	5-10	215	06/23/90	28	4	Auburn	Harrisburg, Pa.	D5b '15	2/0/0/4
35	Corn Elder	CB	5-10	185	10/09/94	24	2	Miami (Fla.)	Nashville, Tenn.	D5 '17	3/0/0/3
40	Alex Armah	FB	6-2	255	05/17/94	22	2	West Georgia	Lawrenceville, Ga.	D6 '17	6/1/0/0
41	Captain Munnerlyn	CB	5-9	195	04/10/88	30	10	South Carolina	Mobile, Ala.	UFA '17 (MIN)	6/1/0/0
42	Colin Jones	S	6-0	205	10/27/87	31	8	Texas Christian	Bridgeport, Texas	TR '12 (SF)	6/1/0/0
44	JJ Jansen	LS	6-2	235	01/20/86	32	11	Notre Dame	Phoenix, Ariz.	TR '09 (GB)	6/0/0/0
53	Ben Jacobs	LB	6-4	240	04/17/88	30	5	Fresno State	Las Vegas, Nev.	FA '16	6/0/0/0
54	Shaq Thompson	LB	6-0	230	04/21/94	24	4	Washington	Sacramento, Calif.	D1 '15	6/6/0/0
55	David Mayo	LB	6-2	245	08/08/93	25	4	Texas State	Scappoose, Ore.	D5a '15	6/3/0/0
56	Jermaine Carter Jr.	LB	6-1	225	01/14/95	23	R	Maryland	Rockville, Md.	D5 '18	6/0/0/0
57	Andre Smith	LB	6-0	240	04/20/97	21	R	North Carolina	Jacksonville, Fla.	D7a '18	1/0/0/5
58	Thomas Davis	LB	6-1	235	03/22/83	35	14	Georgia	Shellman, Ga.	D1 '05	2/2/0/0
59	Luke Kuechly	LB	6-3	238	04/20/91	27	7	Boston College	Cincinnati, Ohio	D1 '12	6/6/0/0
63	Brendan Mahon	G	6-4	320	01/17/95	23	R	Penn State	Randolph, N.J.	FA '18	2/0/0/4
65	Amini Silatolu	T	6-4	305	09/16/88	30	6	Midwestern State	Tracy, Calif.	FA '17	5/0/0/1
67	Ryan Kalil	C	6-2	300	03/29/85	33	12	Southern California	Corona, Calif.	D2b '07	6/6/0/0
69	Tyler Larsen	C	6-4	325	07/08/91	27	3	Utah State	Sandy, Utah	FA '16	6/2/0/0
70	Trai Turner	G	6-3	315	06/14/93	25	5	Louisiana State	New Orleans, La.	D3 '14	4/4/0/2
71	Marshall Newhouse	T	6-4	330	09/29/88	30	9	Texas Christian	Dallas, Texas	TR '18 (BUF)	1/0/2/0
72	Taylor Moton	T	6-5	325	03/18/94	24	2	Western Michigan	Okemos, Mich.	D2b '17	6/6/0/0
73	Greg Van Roten	G	6-3	305	02/26/90	28	4	Pennsylvania	Mineola, N.Y.	FA '17	6/6/0/0
74	Chris Clark	T	6-5	305	10/01/85	33	9	Southern Mississippi	New Orleans, La.	FA '18	5/5/0/0
80	Ian Thomas	TE	6-4	260	06/06/96	22	R	Indiana	Baltimore, Md.	D4a '18	6/3/0/0
82	Chris Manhertz	TE	6-6	255	04/10/92	26	3	Canisius	New York, N.Y.	WV '16 (NO)	6/1/0/0
88	Greg Olsen	TE	6-5	255	03/11/85	33	12	Miami (Fla.)	Wayne, N.J.	TR '11 (CHI)	3/3/0/3
90	Julius Peppers	DE	6-7	295	01/18/80	38	17	North Carolina	Bailey, N.C.	UFA '17 (GB)	6/3/0/0
91	Bryan Cox Jr.	DE	6-3	270	06/25/94	24	2	Florida	Ft. Lauderdale, Fla.	FA '17	2/0/0/4
92	Vernon Butler	DT	6-4	330	06/14/94	24	3	Louisiana Tech	Summit, Miss.	D1 '16	6/0/0/0
93	Kyle Love	DT	6-1	310	11/18/86	31	7	Mississippi State	College Park, Ga.	FA '16	6/0/0/0
94	Efe Obada	DE	6-6	265	04/13/92	26	1	none	London, England	FA '17	4/0/0/2
95	Dontari Poe	DT	6-3	346	08/18/90	28	7	Memphis	Memphis, Tenn.	UFA '18 (ATL)	6/6/0/0
96	Wes Horton	DE	6-5	265	12/17/89	28	6	Southern California	Sherman Oaks, Calif.	FA '16	6/3/0/0
97	Mario Addison	DE	6-3	260	09/06/87	31	8	Troy	Tarrant, Ala.	FA '12	6/6/0/0
98	Marquis Haynes	DE	6-2	235	12/16/93	24	R	Mississippi	Jacksonville, Fla.	D4b '18	1/0/0/5
99	Kawann Short	DT	6-3	315	02/02/89	29	6	Purdue	East Chicago, Ind.	D2 '13	6/6/0/0

Practice Squad (10)

14	Mose Frazier	WR	5-11	190	08/30/93	25	1	Memphis	Memphis, Tenn.	FA '17	0/0/0/0
31	Lorenzo Doss	CB	5-11	185	04/22/94	24	4	Tulane	New Orleans, La.	FA '18	1/0/0/2
32	Cole Luke	S	5-11	200	06/30/95	23	2	Notre Dame	Chandler, Ariz.	FA '17	0/0/0/0
37	Dezmen Southward	S	6-2	208	10/01/91	27	3	Wisconsin	Fort Lauderdale, Fla.	FA '16	0/0/0/0
39	Reggie Bonnafon	RB	6-0	215	01/04/96	22	R	Louisville	Louisville, Ky.	FA '18	0/0/0/0
50	Brandon Chubb	LB	6-1	245	10/21/93	24	2	Wake Forest	Marietta, Ga.	FA '18	0/0/0/0
62	Taylor Hearn	G	6-4	315	01/11/96	22	R	Clemson	Willston, S.C.	FA '18	0/0/0/0
64	Dorian Johnson	G	6-5	305	10/21/94	23	1	Pittsburgh	Belle Vernon, Pa.	FA '17	0/0/0/0
74	Kendrick Norton	DT	6-3	315	06/07/97	21	R	Miami (Fla.)	Jacksonville, Fla.	D7b '18	0/0/0/0
84	Jason Vander Laan	TE	6-4	245	09/22/92	26	1	Ferris State	Frankfort, Ill.	FA '18	0/0/0/0

Reserve / Injured (9)

21	Da'Norris Searcy	S	5-11	205	11/16/88	29	8	North Carolina	Decatur, Ga.	FA '18	2/2/0/0
27	Kevon Seymour	CB	6-0	185	11/30/93	24	3	Southern California	Pasadena, Calif.	TR '17 (BUF)	0/0/0/0
30	Elijah Hood	RB	5-11	230	04/22/96	22	1	North Carolina	Charlotte, N.C.	WV '18 (OAK)	0/0/0/0
21	Fozzy Whittaker	RB	5-10	205	02/02/89	29	6	Texas	Pearland, Texas	FA '14	0/0/0/0
45	Damian Parms	S	6-2	210	10/28/92	25	1	Florida Atlantic	Miami, Fla.	FA '17	0/0/0/0
47	Ross Cockrell	CB	6-0	190	08/06/91	27	5	Duke	Charlotte, N.C.	UFA '18 (NYG)	0/0/0/0
52	Jared Norris	LB	6-1	238	07/19/93	25	3	Utah	Bakersfield, Calif.	FA '16	3/0/0/1
60	Daryl Williams	T	6-6	330	08/31/92	26	4	Oklahoma	Lake Dallas, Texas	D4 '15	1/1/0/0
75	Matt Kalil	T	6-7	315	07/06/89	29	7	Southern California	Corona, Calif.	UFA '17 (MIN)	0/0/0/0

CAROLINA PANTHERS BY EXPERIENCE



No	Name	Pos	Ht	Wt	DOB	Age	Exp	College	Hometown	How Acq	GP/GS/DNP/INA
17th Year (1)											
90	Peppers, Julius	DE	6-7	295	01/18/80	38	17	North Carolina	Bailey, N.C.	UFA '17 (GB)	6/3/0/0
15th Year (1)											
29	Adams, Mike	S	5-11	205	03/24/81	37	15	Delaware	Wayne, N.J.	UFA '17 (IND)	6/6/0/0
14th Year (1)											
58	Davis, Thomas	LB	6-1	235	03/22/83	35	14	Georgia	Shellman, Ga.	D1 '05	2/2/0/0
12th Year (2)											
67	Kalil, Ryan	C	6-2	300	03/29/85	33	12	Southern California	Corona, Calif.	D2b '07	6/6/0/0
88	Olsen, Greg	TE	6-5	255	03/11/85	33	12	Miami (Fla.)	Wayne, N.J.	TR '11 (CHI)	3/3/0/3
11th Year (1)											
44	Jansen, J.J.	LS	6-2	235	01/20/86	32	11	Notre Dame	Phoenix, Ariz.	TR '09 (GB)	6/0/0/0
10th Year (1)											
41	Munnerlyn, Captain	CB	5-9	195	04/10/88	30	10	South Carolina	Mobile, Ala.	UFA '17 (MIN)	6/1/0/0
9th Year (3)											
74	Clark, Chris	T	6-5	305	10/01/85	33	9	Southern Mississippi	New Orleans, La.	FA '18	5/5/0/0
9	Gano, Graham	K	6-2	202	04/09/87	31	9	Florida State	Cantonment, Fla.	FA '12	6/0/0/0
71	Newhouse, Marshall	T	6-4	330	09/29/88	30	9	Texas Christian	Dallas, Texas	TR '18 (BUF)	1/0/2/0
8th Year (4)											
97	Addison, Mario	DE	6-3	260	09/06/87	31	8	Troy	Tarrant, Ala.	FA '12	6/6/0/0
42	Jones, Colin	S	6-0	205	10/27/87	30	8	Texas Christian	Bridgeport, Texas	TR '12 (SF)	6/1/0/0
1	Newton, Cam	QB	6-5	245	05/11/89	29	8	Auburn	College Park, Ga.	D1 '11	6/6/0/0
11	Smith, Torrey	WR	6-0	205	01/26/89	29	8	Maryland	Falmouth, Va.	TR '18 (PHI)	6/5/0/0
7th Year (4)											
59	Kuechly, Luke	LB	6-3	238	04/20/91	27	7	Boston College	Cincinnati, Ohio	D1 '12	6/6/0/0
93	Love, Kyle	DT	6-1	310	11/18/86	31	7	Mississippi State	College Park, Ga.	FA '16	6/0/0/0
95	Poe, Dontari	DT	6-3	346	08/18/90	27	7	Memphis	Memphis, Tenn.	UFA '18 (ATL)	6/6/0/0
13	Wright, Jarius	WR	5-10	191	11/25/89	28	7	Arkansas	Warren, Ark.	FA '18	6/5/0/0
6th Year (5)											
20	Anderson, CJ	RB	5-8	225	02/10/91	27	6	California	Vallejo, Calif.	FA '18	6/1/0/0
96	Horton, Wes	DE	6-5	265	12/17/89	28	6	Southern California	Sherman Oaks, Calif.	FA '16	6/3/0/0
25	Reid, Eric	S	6-1	215	12/10/91	26	6	Louisiana State	Geismar, La.	FA '18	3/3/0/0
99	Short, Kawann	DT	6-3	315	02/02/89	29	6	Purdue	East Chicago, Ind.	D2 '13	6/6/0/0
65	Silatolu, Amini	T	6-4	305	09/16/88	30	6	Midwestern State	Tracy, Calif.	FA '17	6/0/0/0
5th Year (2)											
53	Jacobs, Ben	LB	6-4	240	04/17/88	30	5	Fresno State	Las Vegas, Nev.	FA '16	6/0/0/0
70	Turner, Trai	G	6-3	315	06/14/93	25	5	Louisiana State	New Orleans, La.	D3 '14	4/4/0/2
4th Year (5)											
34	Artis-Payne, Cameron	RB	5-10	215	06/23/90	28	4	Auburn	Harrisburg, Pa.	D5b '15	2/0/0/4
17	Funchess, Devin	WR	6-4	225	05/21/94	24	4	Michigan	Farmington, Mich.	D2 '15	6/6/0/0
55	Mayo, David	LB	6-2	245	08/08/93	25	4	Texas State	Scappoose, Ore	D5a '15	6/3/0/0
54	Thompson, Shaq	LB	6-0	230	04/21/94	24	4	Washington	Sacramento, Calif.	D1 '15	6/6/0/0
73	Van Roten, Greg	G	6-3	305	02/26/90	28	4	Pennsylvania	Mineola, N.Y.	FA '17	6/6/0/0
3rd Year (8)											
24	Bradberry, James	CB	6-1	212	08/04/93	25	3	Samford	Pleasant Grove, Ala.	D2 '16	6/6/0/0
92	Butler, Vernon	DT	6-4	330	06/14/94	24	3	Louisiana Tech	Summit, Miss.	D1 '16	6/0/0/0
18	Byrd, Damiere	WR	5-9	180	01/27/93	25	3	South Carolina	Sicklerville, N.J.	FA '15	3/0/0/3
23	Hawkins, Josh	CB	5-10	190	01/23/93	25	3	East Carolina	Winston-Salem, N.C.	FA '18	4/0/0/0
6	Heinicke, Taylor	QB	6-1	210	03/15/93	25	3	Old Dominion	Lawrenceville, Ga.	FA '18	0/0/6/0
69	Larsen, Tyler	C	6-4	325	07/08/91	27	3	Utah State	Sandy, Utah	FA '16	6/2/0/0
82	Manhertz, Chris	TE	6-6	255	04/10/92	26	3	Canisius	New York, N.Y.	WV '16 (NO)	6/1/0/0
5	Palardy, Michael	P	5-11	200	07/06/92	26	3	Tennessee	Fort Lauderdale, Fla.	FA '16	6/0/0/0
2nd Year (6)											
40	Armah, Alex	FB	6-2	255	05/17/94	24	2	West Georgia	Lawrenceville, Ga.	D6 '17	6/1/0/0
91	Cox Jr., Bryan	DE	6-3	270	06/25/94	24	2	Florida	Ft. Lauderdale, Fla.	FA '17	2/0/0/4
35	Elder, Corn	CB	5-10	185	10/09/94	24	2	Miami (Fla.)	Nashville, Tenn.	D5 '17	3/0/0/3
22	McCaffrey, Christian	RB	5-11	205	06/07/96	22	2	Stanford	Highlands Ranch, Colo.	D1 '17	6/6/0/0
72	Moton, Taylor	T	6-5	325	03/18/94	24	2	Western Michigan	Okemos, Mich.	D2b '17	6/6/0/0
10	Samuel, Curtis	WR	5-11	195	08/11/96	22	2	Ohio State	Brooklyn, N.Y.	D2a '17	3/0/0/3
Rookie/1st Year (9)											
56	Carter Jr, Jermaine	LB	6-1	225	01/14/95	23	R	Maryland	Rockville, Md.	D5 '18	6/0/0/0
28	Gaulden, Rashaan	S	6-1	200	01/23/95	23	R	Tennessee	Spring Hill, Tenn.	D3 '18	6/0/0/0
98	Haynes, Marquis	DE	6-2	235	12/16/93	24	R	Mississippi	Jacksonville, Fla.	D4b '18	1/0/0/5
26	Jackson, Donte	CB	5-10	180	11/08/95	22	R	Louisiana State	Metarie, La.	D2 '18	6/6/0/0
63	Mahon, Brendan	G	6-4	320	01/17/95	23	R	Penn State	Randolph, N.J.	FA '18	2/0/0/4
12	Moore, DJ	WR	6-0	210	04/14/97	21	R	Maryland	Philadelphia, Pa.	D1 '18	6/0/0/0
94	Obada, Efe	DE	6-6	265	04/13/92	26	1	none	London, England	FA '17	4/0/0/2
57	Smith, Andre	LB	6-0	240	04/20/97	21	R	North Carolina	Jacksonville, Fla.	D7a '18	1/0/0/5
80	Thomas, Ian	TE	6-4	260	06/06/96	22	R	Indiana	Baltimore, Md.	D4a '18	6/3/0/0

CAROLINA PANTHERS BY POSITION



No	Name	Pos	Ht	Wt	DOB	Age	Exp	College	Hometown	How Acq	
QUARTERBACKS (2)											
6	Heinicke, Taylor	QB	6-1	210	03/15/93	25	3	Old Dominion	Lawrenceville, Ga.	FA '18	0/0/6/0
1	Newton, Cam	QB	6-5	245	05/11/89	29	8	Auburn	College Park, Ga.	D1 '11	6/6/0/0
RUNNING BACKS (4)											
20	Anderson, CJ	RB	5-8	225	02/10/91	27	6	California	Vallejo, Calif.	FA '18	6/1/0/0
40	Armah, Alex	FB	6-2	255	05/17/94	24	2	West Georgia	Lawrenceville, Ga.	D6 '17	6/1/0/0
34	Artis-Payne, Cameron	RB	5-10	215	06/23/90	28	4	Auburn	Harrisburg, Pa.	D5b '15	2/0/0/4
22	McCaffrey, Christian	RB	5-11	205	06/07/96	20	2	Stanford	Highlands Ranch, Colo.	D1 '17	6/6/0/0
WIDE RECEIVERS (6)											
18	Byrd, Damiere	WR	5-9	180	01/27/93	25	3	South Carolina	Sicklerville, N.J.	FA '15	3/0/0/3
17	Funchess, Devin	WR	6-4	225	05/21/94	24	4	Michigan	Farmington, Mich.	D2 '15	6/6/0/0
12	Moore, DJ	WR	6-0	210	04/14/97	21	R	Maryland	Philadelphia, Pa.	D1 '18	6/0/0/0
10	Samuel, Curtis	WR	5-11	195	08/11/96	22	2	Ohio State	Brooklyn, N.Y.	D2a '17	3/0/0/3
11	Smith, Torrey	WR	6-0	205	01/26/89	29	8	Maryland	Falmouth, Va.	TR '18 (PHI)	6/5/0/0
13	Wright, Jarius	WR	5-10	191	11/25/89	28	7	Arkansas	Warren, Ark.	FA '18	6/5/0/0
TIGHT ENDS (3)											
82	Manhertz, Chris	TE	6-6	255	04/10/92	26	3	Canisius	New York, N.Y.	WV '16 (NO)	6/0/0/0
88	Olsen, Greg	TE	6-5	255	03/11/85	33	12	Miami (Fla.)	Wayne, N.J.	TR '11 (CHI)	3/3/0/3
80	Thomas, Ian	TE	6-4	260	06/06/96	22	R	Indiana	Baltimore, Md.	D4a '18	6/3/0/0
OFFENSIVE LINEMEN (9)											
74	Clark, Chris	T	6-5	305	10/01/85	33	9	Southern Mississippi	New Orleans, La.	FA '18	5/5/0/0
67	Kalil, Ryan	C	6-2	300	03/29/85	33	12	Southern California	Corona, Calif.	D2b '07	6/6/0/0
69	Larsen, Tyler	C	6-4	325	07/08/91	27	3	Utah State	Sandy, Utah	FA '16	6/2/0/0
63	Mahon, Brendan	G	6-4	320	01/17/95	23	R	Penn State	Randolph, N.J.	FA '18	2/0/0/4
72	Moton, Taylor	T	6-5	325	03/18/94	22	2	Western Michigan	Okemos, Mich.	D2b '17	6/6/0/0
71	Newhouse, Marshall	T	6-4	330	09/29/88	30	9	Texas Christian	Dallas, Texas	TR '18 (BUF)	1/0/2/0
65	Silatolu, Amini	T	6-4	305	09/16/88	30	6	Midwestern State	Tracy, Calif.	FA '17	5/0/0/1
70	Turner, Trai	G	6-3	315	06/14/93	25	5	Louisiana State	New Orleans, La.	D3 '14	4/4/0/2
73	Van Roten, Greg	G	6-3	305	02/26/90	28	4	Pennsylvania	Mineola, N.Y.	FA'17	6/6/0/0
SPECIALISTS (3)											
9	Gano, Graham	K	6-2	202	04/09/87	31	9	Florida State	Cantonment, Fla.	FA '12	6/0/0/0
44	Jansen, J.J.	LS	6-2	235	01/20/86	32	11	Notre Dame	Phoenix, Ariz.	TR '09 (GB)	6/0/0/0
5	Palardy, Michael	P	5-11	200	07/06/92	26	3	Tennessee	Fort Lauderdale, Fla.	FA '16	6/0/0/0
DEFENSIVE LINEMEN (10)											
97	Addison, Mario	DE	6-3	260	09/06/87	31	8	Troy	Tarrant, Ala.	FA '12	6/6/0/0
92	Butler, Vernon	DT	6-4	330	06/14/94	24	3	Louisiana Tech	Summit, Miss.	D1 '16	6/0/0/0
91	Cox Jr., Bryan	DE	6-3	270	06/25/94	24	2	Florida	Ft. Lauderdale, Fla.	FA '17	2/0/0/4
98	Haynes, Marquis	DE	6-2	235	12/16/93	24	R	Mississippi	Jacksonville, Fla.	D4b '18	1/0/0/5
96	Horton, Wes	DE	6-5	265	12/17/89	28	6	Southern California	Sherman Oaks, Calif.	FA '16	6/3/0/0
93	Love, Kyle	DT	6-1	310	11/18/86	31	7	Mississippi State	College Park, Ga.	FA '16	6/0/0/0
94	Obada, Efe	DE	6-6	265	04/13/92	26	1	none	London, England	FA '17	4/0/0/2
90	Peppers, Julius	DE	6-7	295	01/18/80	38	17	North Carolina	Bailey, N.C.	UFA '17 (GB)	6/3/0/0
95	Poe, Dontari	DT	6-3	346	08/18/90	27	7	Memphis	Memphis, Tenn.	UFA '18 (ATL)	6/6/0/0
99	Short, Kawann	DT	6-3	315	02/02/89	29	6	Purdue	East Chicago, Ind.	D2 '13	6/6/0/0
LINEBACKERS (7)											
56	Carter Jr, Jermaine	LB	6-1	225	01/14/95	23	R	Maryland	Rockville, Md.	D5 '18	6/0/0/0
58	Davis, Thomas	LB	6-1	235	03/22/83	35	14	Georgia	Shellman, Ga.	D1 '05	2/2/0/0
53	Jacobs, Ben	LB	6-4	240	04/17/88	30	5	Fresno State	Las Vegas, Nev.	FA '16	6/0/0/0
59	Kuechly, Luke	LB	6-3	238	04/20/91	27	7	Boston College	Cincinnati, Ohio	D1 '12	6/6/0/0
55	Mayo, David	LB	6-2	245	08/08/93	25	4	Texas State	Scappoose, Ore	D5a '15	6/3/0/0
57	Smith, Andre	LB	6-0	240	04/20/97	21	R	North Carolina	Jacksonville, Fla.	D7a '18	1/0/0/5
54	Thompson, Shaq	LB	6-0	230	04/21/94	24	4	Washington	Sacramento, Calif.	D1 '15	6/6/0/0
DEFENSIVE BACKS (9)											
29	Adams, Mike	S	5-11	205	03/24/81	37	15	Delaware	Wayne, N.J.	UFA '17 (IND)	6/6/0/0
24	Bradberry, James	CB	6-1	212	08/04/93	25	3	Samford	Pleasant Grove, Ala.	D2 '16	6/6/0/0
35	Elder, Corn	CB	5-10	185	10/09/94	24	2	Miami (Fla.)	Nashville, Tenn.	D5 '17	3/0/0/3
28	Gaulden, Rashaan	S	6-1	200	01/23/95	23	R	Tennessee	Spring Hill, Tenn.	D3 '18	6/0/0/0
23	Hawkins, Josh	CB	5-10	190	01/23/93	25	3	East Carolina	Winston-Salem, N.C.	FA '18	4/0/0/0
26	Jackson, Donte	CB	5-10	180	11/08/95	22	R	Louisiana State	Metarie, La.	D2 '18	6/6/0/0
42	Jones, Colin	S	6-0	205	10/27/87	30	8	Texas Christian	Bridgeport, Texas	TR '12 (SF)	6/1/0/0
41	Munnerlyn, Captain	CB	5-9	195	04/10/88	30	10	South Carolina	Mobile, Ala.	UFA '17 (MIN)	6/1/0/0
25	Reid, Eric	S	6-1	215	12/10/91	26	6	Louisiana State	Geismar, La.	FA '18	3/3/0/0

CAROLINA PANTHERS 2018 REGULAR SEASON DEFENSIVE STATISTICS (coaches film review)

PLAYER	TACKLES			SACKS	QBP	FF	FR	INT	YDS	PD	TD
	TOTAL	SOLO	ASSIST								
Luke Kuechly	65	56	9	2.0	2	-	-	1	0	-	-
Shaq Thompson	40	28	12	2.0	4	-	-	-	-	-	-
Mike Adams	36	31	5	-	2	-	-	2	18	3	-
Donte Jackson	33	28	5	-	-	1	-	3	0	3	-
James Bradberry	28	24	4	-	1	-	-	-	-	10	-
Kawann Short	21	13	8	2.0	4	1	-	-	-	-	-
Mario Addison	19	15	4	4.5	4	1	-	-	-	-	-
Eric Reid	18	17	1	-	-	-	-	-	-	-	-
Thomas Davis	13	10	3	-	3	-	-	-	-	2	-
Wes Horton	12	9	3	1.5	4	-	-	-	-	-	-
Captain Munnerlyn	12	9	3	-	3	-	1	-	-	3	-
Julius Peppers	11	10	1	2.0	2	2	-	-	-	1	-
Colin Jones	11	9	2	-	-	-	-	-	-	-	-
Dontari Poe	11	4	7	-	1	-	-	-	-	-	-
Vernon Butler	9	3	6	-	5	-	-	-	-	-	-
Kyle Love	8	7	1	-	7	1	1	-	-	1	-
Rashaan Gaulden	7	6	1	-	-	-	-	-	-	-	-
Da'Norris Searcy	7	5	2	-	-	-	-	-	-	-	-
David Mayo	4	2	2	-	2	-	-	-	-	-	-
Efe Obada	3	3	0	1.0	3	-	-	1	0	2	-
Corn Elder	3	1	2	-	-	-	-	-	-	-	-
Bryan Cox, Jr.	3	2	1	-	1	-	-	-	-	-	-
Jermaine Carter, Jr.	1	1	0	-	1	-	-	-	-	-	-

CAROLINA PANTHERS 2018 REGULAR SEASON SPECIAL TEAMS STATISTICS

PLAYER	TACKLES	FF	FR	BLK	TD
Ben Jacobs	4	-	-	-	-
Curtis Samuel	3	-	-	-	-
Ian Thomas	2	-	-	-	-
Alex Armah	2	-	-	-	-
Rashaan Gaulden	2	-	-	-	-
Damiere Byrd	1	-	-	-	-
Jermaine Carter	1	-	-	-	-
Lorenzo Doss	1	-	-	-	-
Graham Gano	1	-	-	-	-
Marquis Haynes	1	-	-	-	-
Donte Jackson	1	-	-	-	-
J.J. Jansen	1	-	-	-	-
Colin Jones	1	-	1	-	1
David Mayo	1	-	-	-	-
Jared Norris	1	-	-	-	-
Eric Reid	1	-	-	-	-
Andre Smith	1	-	-	-	-
Shaq Thompson	1	-	-	-	-



***GAME-BY-GAME
STATISTICS***

CAROLINA PANTHERS - 2018 TEAM STATISTICS

	FIRST DOWNS				THIRD DOWN			TOTAL OFFENSE										INT BY PANTHERS				PUNTS		PUNT RETURNS					KO RETURNS				PEN.	FUM	SCORING							
	T	R	Pa	Pe	MADE	ATT	%	YDS	PLAYS	RUSH	ATT	PASS	ATT	COM	INT	SK (YDS)	NO	YDS	LG	TD	NO-AVG.	NO	YDS	FC	LG	TD	NO	YDS	LG	TD	NO (YDS)	NO (LT)	TDS	RU	PA	RT	PAT(K)	2-pt.	FG			
09-09 DALLAS	20	9	9	2	4	12	33.3	293	61	147	32	146	26	17	0	3 (15)	0	0	0	0	6-47.8	4	62	2	30	0	0	0	-	0	9 (80)	2 (1)	2	2	0	0	1 (1)	0	1			
09-16 at Atlanta	27	6	20	1	5	11	45.5	439	65	121	18	318	45	32	1	2 (17)	1	0	0	0	4-47.8	2	9	0	5	0	1	26	26	0	7 (49)	0 (0)	3	0	3	0	3 (3)	0	1			
09-23 CINCINNATI	23	11	10	2	6	13	46.2	377	66	230	41	147	24	15	0	1 (3)	4	4	4	0	4-41.3	1	4	1	4	0	0	0	-	0	3 (17)	1 (0)	4	2	2	0	4 (4)	0	1			
10-07 NEW YORK GIANTS	21	6	12	3	4	13	30.8	350	67	118	31	232	35	21	2	1 (5)	2	18	18	0	3-51.0	1	-3	1	-3	0	0	0	-	0	4 (22)	1 (0)	3	0	2	1	3 (3)	0	4			
10-14 at Washington	22	7	15	0	3	9	33.3	350	59	81	18	269	40	27	1	1 (6)	0	0	0	0	3-44.3	1	0	0	0	0	2	37	20	0	8 (55)	3 (2)	2	0	2	0	0 (1)	1	1			
10-21 at Philadelphia	19	6	13	0	5	11	45.5	371	58	121	17	250	39	25	0	2 (19)	0	0	0	0	5-41.8	2	12	0	9	0	3	69	32	0	5 (78)	0 (0)	3	1	2	0	1 (2)	1	0			
REGULAR SEASON TOTALS	132	45	79	8	27	69	39.1	2180	376	818	157	1362	209	137	4	10 (65)	7	22	18	0	25-45.5	11	84	4	30	0	6	132	32	0	36 (301)	7 (3)	17	5	11	1	12 (14)	2	8			

	FIRST DOWNS				THIRD DOWN			TOTAL OFFENSE										INT BY OPPONENTS				PUNTS		PUNT RETURNS					KO RETURNS				PEN.	FUM	SCORING							
	T	R	Pa	Pe	MADE	ATT	%	YDS	PLAYS	RUSH	ATT	PASS	ATT	COM	INT	SK (YDS)	NO	YDS	LG	TD	NO-AVG.	NO	YDS	FC	LG	TD	NO	YDS	LG	TD	NO(YDS)	NO(LT)	TDS	RU	PA	RT	PAT(K)	2-pt.	FG			
09-09 DALLAS	17	4	10	3	2	11	18.2	232	57	94	22	138	29	19	0	6 (32)	0	0	0	0	6-48.8	2	13	3	15	0	4	0	-	0	10 (85)	1 (1)	1	1	0	0	0 (0)	1	0			
09-16 at Atlanta	23	10	12	1	6	11	54.5	442	60	170	32	272	28	23	1	0 (0)	1	28	28	0	4-44.8	1	3	2	3	0	2	50	32	0	2 (26)	1 (0)	4	2	2	0	4 (4)	0	1			
09-23 CINCINNATI	25	6	18	1	4	10	40.0	396	61	66	13	330	46	29	4	2 (22)	0	0	0	0	3-44.0	1	9	3	9	0	6	0	-	0	4 (36)	0 (0)	3	1	2	0	3 (3)	0	0			
10-07 NEW YORK GIANTS	18	3	15	0	0	7	0.0	432	54	50	16	382	37	23	2	1 (1)	2	41	29	0	2-49.5	3	15	0	15	0	3	103	29	0	8 (62)	1 (1)	3	0	3	0	2 (2)	1	3			
10-14 at Washington	18	7	10	1	7	16	43.8	288	67	132	28	156	36	21	0	3 (7)	1	7	7	0	4-41.0	1	10	1	10	0	2	24	18	0	5 (43)	1 (0)	2	0	2	0	2 (2)	0	3			
10-21 at Philadelphia	21	6	14	1	3	12	25.0	342	65	58	24	284	37	30	0	4 (26)	0	0	0	0	3-45.0	2	14	0	13	0	3	73	30	0	4 (35)	1 (1)	2	0	2	0	2 (2)	0	1			
REGULAR SEASON TOTALS	122	36	79	7	22	67	32.8	2132	364	570	135	1562	213	145	7	16 (88)	4	76	29	0	22-45.5	10	64	9	15	0	20	250	32	0	33 (287)	5 (3)	15	4	11	0	13 (13)	2	8			

CAROLINA PANTHERS - 2018 SCORING SUMMARY

	PANTHERS							OPPONENT						
	1ST	2ND	3RD	4TH	OT	TOTAL	PANTHERS FIELD GOALS	1ST	2ND	3RD	4TH	OT	TOTAL	OPPONENT FIELD GOALS
09-09 DALLAS	0	10	0	6		16	G. Gano (27)	0	0	0	8		8	
09-16 at Atlanta	3	7	0	14		24	G. Gano (54)	3	14	7	7		31	M. Bryant (44)
09-23 CINCINNATI	7	14	7	3		31	G. Gano (40)	7	7	7	0		21	
10-07 NEW YORK GIANTS	7	13	0	13		33	G. Gano (47, 47, 39, 63)	3	10	3	15		31	A. Rosas (42, 53, 36)
10-14 at Washington	0	6	3	8		17	G. Gano (32)	14	3	0	6		23	D. Hopkins (49, 56, 29)
10-21 at Philadelphia	0	0	0	21		21	none	0	10	7	0		17	J. Elliott (46)
TOTALS	17	50	10	65	0	142	8/8 FGs	27	44	24	36	0	131	8/11 FGs

CAROLINA PANTHERS - 2018

PASSING

6 HEINICKE

	W/L	P/S	ATT	COMP	YDS	PCT	TD	INT	LG	SACKS (LOST)	RATING
09-09 DALLAS	W										-
09-16 at Atlanta	L										
09-23 CINCINNATI	W										
10-07 NEW YORK GIANTS	W										
10-14 at Washington	L										
10-21 at Philadelphia	W										
2018 TOTALS		0/0	0	0	0	-	0	0	0	0 (0)	-
PANTHERS TOTALS		0/0	0	0	0	-	0	0	0	0 (0)	-
CAREER TOTALS		1/0	1	1	10	100.0	0	0	10	1 (16)	-

1 NEWTON

								SACKS (LOST)	RATING
P/S	ATT	COMP	YDS	PCT	TD	INT	LG		
S	26	17	161	65.4	0	0	19	3 (15)	82.4
S	45	32	335	71.1	3	1	51	2 (17)	105.3
S	24	15	150	62.5	2	0	27	1 (3)	108.0
S	35	21	237	60.0	2	2	27	1 (5)	75.5
S	40	27	275	67.5	2	1	23	1 (6)	93.2
S	39	25	269	64.1	2	0	35	2 (19)	101.3
6/6	209	137	1427	65.6	11	4	51	8 (46)	94.7
115/114	3629	2138	26501	58.9	169	98	91	264 (1989)	85.9
115/114	3629	2138	26501	58.9	169	98	91	264 (1989)	85.9

S = Started
P = Played
blank space indicates not on roster

CAROLINA PANTHERS - 2018
RECEIVING - PAGE 1

	20 ANDERSON						
	W/L	P/S	NO	YDS	AVG	LG	TD
09-09 DALLAS	W	P	0	0	-	-	0
09-16 at Atlanta	L	S	0	0	-	-	0
09-23 CINCINNATI	W	P	1	24	24.0	24	1
10-07 NEW YORK GIANTS	W	P	0	0	-	-	0
10-14 at Washington	L	P	0	0	-	-	0
10-21 at Philadelphia	W	P	0	0	-	-	0
2018 TOTALS		6/1	1	24	24.0	24	1
PANTHERS TOTALS		6/1	1	24	24.0	24	1
CAREER TOTALS		64/37	104	883	8.5	51	5

40 ARMAH					
P/S	NO	YDS	AVG	LG	TD
P	0	0	-	-	0
P	0	0	-	-	0
P	0	0	-	-	0
S	0	0	-	-	0
P	0	0	-	-	0
P	0	0	-	-	0
6/1	0	0	#DIV/0!	0	0
15/1	0	0	#DIV/0!	-	0
15/1	0	0	#DIV/0!	-	0

34 ARTIS-PAYNE					
P/S	NO	YDS	AVG	LG	TD
INACTIVE					
P	0	0	-	-	0
P	0	0	-	-	0
INACTIVE					
INACTIVE					
INACTIVE					
2/0	0	0	#DIV/0!	0	0
25/3	7	71	10.1	20	0
25/3	7	71	10.1	20	0

18 BYRD					
P/S	NO	YDS	AVG	LG	TD
P	0	0	-	-	0
INACTIVE					
INACTIVE					
P	0	0	-	-	0
INACTIVE					
P	1	8	8	8	0
3/0	1	8	8.0	8	0
12/3	12	129	10.8	31	2
12/3	12	129	10.8	31	2

	17 FUNCHESS						
	W/L	P/S	NO	YDS	AVG	LG	TD
09-09 DALLAS	W	S	3	41	13.7	15	0
09-16 at Atlanta	L	S	7	77	11.0	27	0
09-23 CINCINNATI	W	S	4	67	16.8	27	1
10-07 NEW YORK GIANTS	W	S	4	53	13.3	21	0
10-14 at Washington	L	S	5	74	14.8	23	1
10-21 at Philadelphia	W	S	6	62	10.3	18	1
2018 TOTALS		6/6	29	374	12.9	27	3
PANTHERS TOTALS		53/34	146	2058	14.1	52	20
CAREER TOTALS		53/34	146	2058	14.1	52	20

82 MANHERTZ					
P/S	NO	YDS	AVG	LG	TD
P	0	0	-	-	0
P	0	0	-	-	0
P	0	0	-	-	0
S	0	0	-	-	0
P	1	2	2.0	2	0
P	0	0	-	-	0
6/1	1	2	2.0	2	0
25/5	4	29	7.3	11	0
29/7	4	29	7.3	11	0

22 MCCAFFREY					
P/S	NO	YDS	AVG	LG	TD
S	6	45	7.5	14	0
S	14	102	7.3	28	0
S	2	10	5.0	11	0
S	5	35	7.0	18	1
S	7	46	6.6	15	0
S	6	51	8.5	22	0
6/6	40	289	7.2	28	1
22/16	120	940	7.8	37	6
22/16	120	940	7.8	37	6

[illegible]

S = Started
P = Played
blank space indicates not on roster

CAROLINA PANTHERS - 2018
RECEIVING - PAGE 2

	88 OLSEN							
	W/L	P/S	NO		YDS	AVG	LG	TD
09-09 DALLAS	W	S	2		33	16.5	19	0
09-16 at Atlanta	L		INACTIVE					
09-23 CINCINNATI	W		INACTIVE					
10-07 NEW YORK GIANTS	W		INACTIVE					
10-14 at Washington	L	S	4	48	12.0	18	0	
10-21 at Philadelphia	W	S	2	5	2.5	4	1	
2018 TOTALS		3/3	8	86	10.8	19	1	
PANTHERS TOTALS		106/103	453	5661	12.5	78	34	
CAREER TOTALS		168/142	647	7642	11.8	78	54	

10 SAMUEL					
P/S	NO	YDS	AVG	LG	TD
			INACTIVE		
			INACTIVE		
			INACTIVE		
P	2	37	18.5	25	1
P	0	0	-	-	0
P	1	16	16.0	16	0
3/0	3	53	17.7	25	1
12/4	18	168	9.3	23	1
12/4	18	168	9.3	23	1

11 SMITH					
P/S	NO	YDS	AVG	LG	TD
S	1	15	15.0	15	0
S	3	33	11.0	26	1
S	3	19	6.3	8	0
P	0	0	-	-	0
S	5	43	8.6	18	1
S	4	61	15.3	35	0
6/5	16	171	10.7	35	2
6/5	16	171	10.7	35	2
114/105	318	5122	16.1	76	41

80 THOMAS					
P/S	NO	YDS	AVG	LG	TD
P	2	4	2.0	7	0
S	2	10	5.0	8	0
S	3	20	6.7	18	0
S	3	38	12.7	27	0
P	0	0	-	-	0
P	0	0	-	-	0
6/3	10	72	7.2	27	0
6/3	10	72	7.2	27	0
6/3	10	72	7.2	27	0

	13 WRIGHT						
	W/L	P/S	NO	YDS	AVG	LG	TD
09-09 DALLAS	W	S	3	23	7.7	10	0
09-16 at Atlanta	L	P	5	62	12.4	22	1
09-23 CINCINNATI	W	S	1	7	7.0	7	0
10-07 NEW YORK GIANTS	W	P	3	25	8.3	27	0
10-14 at Washington	L	S	1	3	3.0	3	0
10-21 at Philadelphia	W	S	2	37	18.5	28	0
2018 TOTALS		6/4	15	157	10.5	28	1
PANTHERS TOTALS		6/4	15	157	10.5	28	1
CAREER TOTALS		85/19	168	2196	13.1	87	11

S = Started
P = Played
blank space indicates not on roster

CAROLINA PANTHERS - 2018
RUSHING - PAGE 1

	20 ANDERSON						
	W/L	P/S	NO	YDS	AVG	LG	TD
09-09 DALLAS	W	P	7	35	5.0	9	0
09-16 at Atlanta	L	S	3	31	10.3	22	0
09-23 CINCINNATI	W	P	2	9	4.5	6	0
10-07 NEW YORK GIANTS	W	P	4	9	2.3	5	0
10-14 at Washington	L	P	0	0	-	-	0
10-21 at Philadelphia	W	P	0	0	-	-	0
2018 TOTALS		6/1	16	84	5.3	22	0
PANTHERS TOTALS		6/1	16	84	5.3	22	0
CAREER TOTALS		64/37	709	3135	4.4	48	20

P/S	NO	YDS	AVG	LG	TD
P	1	1	1.0	1	1
P	1	4	4.0	4	0
P	1	1	1.0	1	0
S	1	4	4.0	4	0
P	0	0	-	-	0
P	0	0	-	-	0
6/1	4	10	2.5	4	1
15/1	4	10	2.5	4	1
15/1	4	10	2.5	4	1

34 ARTIS-PAYNE					
P/S	NO	YDS	AVG	LG	TD
	INACTIVE				
P	0	0	-	-	0
P	0	0	-	-	0
	INACTIVE				
	INACTIVE				
	INACTIVE				
2/0	0	0	-	0	0
25/3	99	422	4.3	43	4
25/3	99	422	4.3	43	4

P/S	NO	YDS	AVG	LG	TD
S	10	50	5.0	15	0
S	8	37	4.6	11	0
S	28	184	6.6	45	0
S	17	58	3.4	14	0
S	8	20	2.5	9	0
S	7	29	4.1	15	0
6/6	78	378	4.8	45	0
22/16	195	813	4.2	45	2
22/16	195	813	4.2	45	2

	12 MOORE						
	W/L	P/S	NO	YDS	AVG	LG	TD
09-09 DALLAS	W	P	1	3	3.0	3	0
09-16 at Atlanta	L	P	1	7	7.0	7	0
09-23 CINCINNATI	W	P	0	0	0.0	0	0
10-07 NEW YORK GIANTS	W	P	1	18	18.0	18	0
10-14 at Washington	L	P	1	18	18.0	18	0
10-21 at Philadelphia	W	P	0	0	0.0	0	0
2018 TOTALS		5/0	4	46	11.5	18	0
PANTHERS TOTALS		5/0	4	46	11.5	18	0
CAREER TOTALS		5/0	4	46	11.5	18	0

1 NEWTON					
P/S	NO	YDS	AVG	LG	TD
S	13	58	4.5	29	1
S	5	42	8.4	16	0
S	10	36	3.6	12	2
S	8	29	3.6	9	0
S	9	43	4.8	15	0
S	7	49	7.0	14	0
6/6	52	257	4.9	29	3
115/114	880	4577	5.2	72	57
115/114	880	4577	5.2	72	57

P/S	NO	YDS	AVG	LG	TD
INACTIVE					
INACTIVE					
INACTIVE					
P	0	0	-	-	0
P	0	0	-	-	0
P	2	9	4.5	14	1
3/0	2	9	4.5	14	1
12/4	6	73	12.2	31	1
12/4	14	184	13.1	31	1

13 WRIGHT					
P/S	NO	YDS	AVG	LG	TD
S	0	0	-	-	0
P	0	0	-	-	0
S	0	0	-	-	0
P	0	0	-	-	0
S	0	0	-	-	0
S	1	34	34.0	34	0
6/4	1	34	34.0	34	0
6/4	1	34	34.0	34	0
85/19	9	145	16.1	34	0

S = Started
P = Played
blank space indicates not on roster

CAROLINA PANTHERS - 2018 PUNTING

5 PALARDY

	P/S	NO	YDS	AVG	TB	IN20	LG	BLK	NET
09-09 DALLAS	1/0	6	287	47.8	1	3	52	0	42.3
09-16 at Atlanta	1/0	4	191	47.8	0	2	53	0	47.0
09-23 CINCINNATI	1/0	4	165	41.3	0	3	59	0	39.0
10-07 NEW YORK GIANTS	1/0	3	153	51.0	0	2	55	0	46.0
10-14 at Washington	1/0	3	133	44.3	1	0	53	0	34.3
10-21 at Philadelphia	1/0	5	209	41.8	1	3	54	0	35.0
2018 TOTALS	6/0	25	1138	45.5	3	13	59	0	40.6
PANTHERS TOTALS	29/0	132	5938	45.0	9	51	63	0	40.9
CAREER TOTALS	29/0	132	5938	45.0	9	51	63	0	40.9

CAROLINA PANTHERS - 2018

PUNT RETURNS

	18 BYRD					
	NO	YDS	AVG	FC	LG	TD
09-09 DALLAS	3	47	15.7	1	30	0
09-16 at Atlanta		INACTIVE				
09-23 CINCINNATI		INACTIVE				
10-07 NEW YORK GIANTS	1	-3	-3.0	1	-3	0
10-14 at Washington		INACTIVE				
10-21 at Philadelphia	1	9	9.0	0	9	0
2018 TOTALS	5	53	10.6	2	30	0
PANTHERS TOTALS	6	62	10.3	2	30	0
CAREER TOTALS	6	62	10.3	2	30	0

22 MCCAFFREY					
NO	YDS	AVG	FC	LG	TD
0	0	-	0	0	0
0	0	-	0	0	0
0	0	-	0	0	0
0	0	-	0	0	0
0	0	-	0	0	0
0	0	-	0	0	0
0	0	0.0	0	0	0
22	162	7.4	9	21	0
22	162	7.4	9	21	0

NO	YDS	AVG	FC	LG	TD
1	15	15.0	1	15	0
2	9	4.5	0	5	0
1	4	4.0	1	4	0
0	0	0.0	0	0	0
1	0	0.0	1	0	0
1	3	3.0	0	3	0
6	31	5.2	3	15	0
6	31	5.2	3	15	0
6	31	5.2	3	15	0

CAROLINA PANTHERS - 2018 KICKOFF RETURNS

	18 BYRD					
	NO	YDS	AVG	FC	LG	TD
09-09 DALLAS	0	0	-	0	0	0
09-16 at Atlanta		INACTIVE				
09-23 CINCINNATI		INACTIVE				
10-07 NEW YORK GIANTS	0	0	-	0	0	0
10-14 at Washington		INACTIVE				
10-21 at Philadelphia	0	0	-	0	0	0
2018 TOTALS	0	0	#DIV/0!	0	0	0
PANTHERS TOTALS	8	260	32.5	0	103	1
CAREER TOTALS	8	260	32.5	0	103	1

22 MCCAFFREY					
NO	YDS	AVG	FC	LG	TD
0	0	-	0	0	0
0	0	-	0	0	0
0	0	-	0	0	0
0	0	-	0	0	0
0	0	-	0	0	0
0	0	-	0	0	0
0	0	0.0	0	0	0
3	58	19.3	0	21	0
3	58	19.3	0	21	0

12 MOORE					
NO	YDS	AVG	FC	LG	TD
0	0	-	0	0	0
1	26	26.0	0	26	0
0	0	-	0	0	0
0	0	-	0	0	0
0	0	-	0	0	0
1	18	18.0	0	18	0
2	44	22.0	0	26	0
2	44	22.0	0	26	0
2	44	22.0	0	26	0

	10 SAMUEL					
	NO	YDS	AVG	FC	LG	TD
09-09 DALLAS	INACTIVE					
09-16 at Atlanta	INACTIVE					
09-23 CINCINNATI	INACTIVE					
10-07 NEW YORK GIANTS	0	0	-	0	0	0
10-14 at Washington	2	37	18.5	0	20	0
10-21 at Philadelphia	2	51	25.5	0	32	0
2018 TOTALS	4	88	22.0	0	32	0
PANTHERS TOTALS	14	309	22.1	0	33	0
CAREER TOTALS	14	309	22.1	0	33	0

CAROLINA PANTHERS - 2018

INTERCEPTIONS - PAGE 1

29 ADAMS

	NO	YDS	AVG	LG	TD
09-09 DALLAS	0	0	0.0	0	0
09-16 at Atlanta	0	0	0.0	0	0
09-23 CINCINNATI	0	0	0.0	0	0
10-07 NEW YORK GIANTS	2	18	9.0	18	0
10-14 at Washington	0	0	0.0	0	0
10-21 at Philadelphia	0	0	0.0	0	0
2018 TOTALS	2	18	9.0	18	0
PANTHERS TOTALS	4	60	15.0	40	0
CAREER TOTALS	29	344	11.9	56	2

24 BRADBERRY

NO	YDS	AVG	LG	TD
0	0	0.0	0	0
0	0	0.0	0	0
0	0	0.0	0	0
0	0	0.0	0	0
0	0	0.0	0	0
0	0	0.0	0	0
0	0	0.0	0	0
0	0	#DIV/0!	0	0
4	24	6.0	16	0
4	24	6.0	16	0

58 DAVIS

NO	YDS	AVG	LG	TD
RESERVE/SUSPENDED				
RESERVE/SUSPENDED				
RESERVE/SUSPENDED				
RESERVE/SUSPENDED				
0	0	0.0	0	0
0	0	0.0	0	0
0	0	#DIV/0!	0	0
13	79	6.1	31	0
13	79	6.1	31	0

26 JACKSON

NO	YDS	AVG	LG	TD
0	0	0.0	0	0
1	0	0.0	0	0
2	0	0.0	0	0
0	0	0.0	0	0
0	0	0.0	0	0
0	0	0.0	0	0
3	0	0.0	0	0
3	0	0.0	0	0
3	0	0	0	0

42 JONES

NO	YDS	AVG	LG	TD
0	0	0.0	0	0
0	0	0.0	0	0
0	0	0.0	0	0
0	0	0.0	0	0
0	0	0.0	0	0
0	0	0.0	0	0
0	0	#DIV/0!	0	0
2	10	5.0	10	0
2	10	5.0	10	0

59 KUECHLY

NO	YDS	AVG	LG	TD
0	0	0.0	0	0
0	0	0.0	0	0
1	0	0.0	0	0
0	0	0.0	0	0
0	0	0.0	0	0
0	0	0.0	0	0
0	0	0.0	0	0
1	0	0.0	0	0
16	127	7.9	32	1
16	127	7.9	32	1

41 MUNNERLYN

NO	YDS	AVG	LG	TD
0	0	0.0	0	0
0	0	0.0	0	0
0	0	0.0	0	0
0	0	0.0	0	0
0	0	0.0	0	0
0	0	0.0	0	0
0	0	#DIV/0!	0	0
7	230	32.9	74	5
11	261	23.7	74	5

94 OBADA

NO	YDS	AVG	LG	TD
INACTIVE				
INACTIVE				
1	0	0.0	0	0
0	0	0.0	0	0
0	0	0.0	0	0
0	0	0.0	0	0
1	0	0.0	0	0
1	0	0.0	0	0
1	0	0.0	0	0

CAROLINA PANTHERS - 2018
INTERCEPTIONS - PAGE 2

	90 PEPPERS				
	NO	YDS	AVG	LG	TD
09-09 DALLAS	0	0	0.0	0	0
09-16 at Atlanta	0	0	0.0	0	0
09-23 CINCINNATI	0	0	0.0	0	0
10-07 NEW YORK GIANTS	0	0	0.0	0	0
10-14 at Washington	0	0	0.0	0	0
10-21 at Philadelphia	0	0	0.0	0	0
2018 TOTALS	0	0	#DIV/0!	0	0
PANTHERS TOTALS	6	177	29.5	97	2
CAREER TOTALS	11	293	26.6	97	3

21 SEARCY				
NO	YDS	AVG	LG	TD
0	0	0.0	0	0
0	0	0.0	0	0
INJURED RESERVE				
INJURED RESERVE				
INJURED RESERVE				
INJURED RESERVE				
0	0	#DIV/0!	0	0
0	0	#DIV/0!	0	0
8	115	14.4	70	1

54 THOMPSON				
NO	YDS	AVG	LG	TD
0	0	0.0	0	0
0	0	0.0	0	0
0	0	0.0	0	0
0	0	0.0	0	0
0	0	0.0	0	0
0	0	0.0	0	0
0	0	#DIV/0!	0	0
1	12	12.0	12	0
1	12	12.0	12	0

CAROLINA PANTHERS - 2018
DEFENSE - PAGE 1

29 ADAMS											
	TACKLES										
	W/L	P/S	TOTAL	SOLO	ASST	SCKS	QBP	FR	FF	PD	TD
09-09 DALLAS	W	S	5	4	1	0.0	0	0	0	0	0
09-16 at Atlanta	L	S	5	5	0	0.0	0	0	0	0	0
09-23 CINCINNATI	W	S	7	7	0	0.0	0	0	0	0	0
10-07 NEW YORK GIANTS	W	S	7	7	0	0.0	0	0	0	0	0
10-14 at Washington	L	S	7	6	1	0.0	1	0	0	1	0
10-21 at Philadelphia	W	S	5	2	3	0.0	1	0	0	2	0
2018 TOTALS		6/6	36	31	5	0.0	2	0	0	3	0
PANTHERS TOTALS		22/22	111	99	12	0.0	2	2	1	13	0
CAREER TOTALS		212/139	848	657	191	6.0	-	16	12	87	2

97 ADDISON									
	TACKLES								
P/S	TOTAL	SOLO	ASST	SCKS	QBP	FR	FF	PD	TD
S	4	2	2	1.5	0	0	1	0	0
S	5	4	1	0.0	0	0	0	0	0
S	3	2	1	1.0	1	0	0	0	0
S	1	1	0	0.0	0	0	0	0	0
S	4	4	0	1.0	3	0	0	0	0
S	2	2	0	1.0	0	0	0	0	0
6/6	19	15	4	4.5	4	0	1	0	0
86/26	149	103	46	40.0	131	5	7	2	0
101/26	158	110	50	41.0	133	5	8	2	0

24 BRADBERRY									
	TACKLES								
P/S	TOTAL	SOLO	ASST	SCKS	QBP	FR	FF	PD	TD
S	1	1	0	0.0	1	0	0	1	0
S	7	5	2	0.0	0	0	0	1	0
S	4	4	0	0.0	0	0	0	4	0
S	7	6	1	0.0	0	0	0	2	0
S	5	4	1	0.0	0	0	0	1	0
S	4	4	0	0.0	0	0	0	1	0
6/6	28	24	4	0.0	1	0	0	10	0
35/35	162	145	17	1.0	1	0	2	33	0
35/35	162	145	17	1.0	1	0	2	33	0

92 BUTLER											
	TACKLES										
	W/L	P/S	TOTAL	SOLO	ASST	SCKS	QBP	FR	FF	PD	TD
09-09 DALLAS	W	P	2	1	1	0.0	0	0	0	0	0
09-16 at Atlanta	L	P	1	1	0	0.0	0	0	0	0	0
09-23 CINCINNATI	W	P	1	0	1	0.0	1	0	0	0	0
10-07 NEW YORK GIANTS	W	P	2	1	1	0.0	0	0	0	0	0
10-14 at Washington	L	P	0	0	0	0.0	4	0	0	0	0
10-21 at Philadelphia	W	P	3	0	3	0.0	0	0	0	0	0
2018 TOTALS		6/0	9	3	6	0.0	5	0	0	0	0
PANTHERS TOTALS		30/0	34	21	13	1.5	20	1	0	3	0
CAREER TOTALS		30/0	34	21	13	1.5	20	1	0	3	0

56 CARTER

TACKLES									
P/S	TOTAL	SOLO	ASST	SCKS	QBP	FR	FF	PD	TD
P	0	0	0	0.0	0	0	0	0	0
P	0	0	0	0.0	0	0	0	0	0
P	0	0	0	0.0	0	0	0	0	0
P	1	1	0	0.0	1	0	0	0	0
P	0	0	0	0.0	0	0	0	0	0
P	0	0	0	0.0	0	0	0	0	0
6/0	1	1	0	0.0	1	0	0	0	0
6/0	1	1	0	0.0	1	0	0	0	0
6/09	1	1	0	0.0	1	0	0	0	0

[illegible]

S = Started
P = Played
blank space indicates not on roster

CAROLINA PANTHERS - 2018
DEFENSE- PAGE 2

58 DAVIS												
	W/L	P/S	TACKLES			SCKS	QBP	FR	FF	PD	TD	
			TOTAL	SOLO	ASST							
09-09 DALLAS	W		SUSPENDED									
09-16 at Atlanta	L		SUSPENDED									
09-23 CINCINNATI	W		SUSPENDED									
10-07 NEW YORK GIANTS	W		SUSPENDED									
10-14 at Washington	L	S	6	4	2	0.0	2	0	0	2	0	
10-21 at Philadelphia	W	S	7	6	1	0.0	1	0	0	0	0	
2018 TOTALS		2/2	13	10	3	0.0	3	0	0	2	0	
PANTHERS TOTALS		166/148	1187	854	326	28.0	86	10	16	45	1	
CAREER TOTALS		166/148	1187	854	326	28.0	86	10	16	45	1	

[illegible]

35 ELDER										
TACKLES										
P/S	TOTAL	SOLO	ASST	SCKS	QBP	FR	FF	PD	TD	
P	0	0	0	0.0	0	0	0	0	0	0
P	3	1	2	0.0	0	0	0	0	0	0
P	0	0	0	0.0	0	0	0	0	0	0
				INACTIVE						
				INACTIVE						
				INACTIVE						
3/0	3	1	2	0.0	0	0	0	0	0	0
3/0	3	1	2	0.0	0	0	0	0	0	0
3/0	3	1	2	0.0	0	0	0	0	0	0

28 GAULDEN												
	TACKLES											
	W/L	P/S	TOTAL	SOLO	ASST	SCKS	QBP	FR	FF	PD	TD	
09-09 DALLAS	W	P	0	0	0	0.0	0	0	0	0	0	
09-16 at Atlanta	L	P	1	1	0	0.0	0	0	0	0	0	
09-23 CINCINNATI	W	P	0	0	0	0.0	0	0	0	0	0	
10-07 NEW YORK GIANTS	W	P	3	2	1	0.0	0	0	0	0	0	
10-14 at Washington	L	P	1	1	0	0.0	0	0	0	0	0	
10-21 at Philadelphia	W	P	2	2	0	0.0	0	0	0	0	0	
2018 TOTALS		6/0	7	6	1	0.0	0	0	0	0	0	
PANTHERS TOTALS		6/0	7	6	1	0.0	0	0	0	0	0	
CAREER TOTALS		6/0	7	6	1	0.0	0	0	0	0	0	

23 HAWKINS										
	TACKLES									
P/S	TOTAL	SOLO	ASST	SCKS	QBP	FR	FF	PD	TD	
	practice squad									
	practice squad									
P	0	0	0	0.0	0	0	0	0	0	
P	0	0	0	0.0	0	0	0	0	0	
P	0	0	0	0.0	0	0	0	0	0	
P	0	0	0	0.0	0	0	0	0	0	
4/0	0	0	0	0.0	0	0	0	0	0	
4/0	0	0	0	0.0	0	0	0	0	0	
30/3	43	33	10	0.0	0	0	1	7	0	

[illegible]

S = Started
P = Played
blank space indicates not on roster

DEFENSE- PAGE 3

96 HORTON

09-09 DALLAS	W	S	3	2	1	1.5	1	0	0	0	0
09-16 at Atlanta	L	S	2	2	0	0.0	0	0	0	0	0
09-23 CINCINNATI	W	S	0	0	0	0.0	0	0	0	0	0
10-07 NEW YORK GIANTS	W	P	0	0	0	0.0	1	0	0	0	0
10-14 at Washington	L	P	3	2	1	0.0	2	0	0	0	0
10-21 at Philadelphia	W	P	4	3	1	0.0	0	0	0	0	0
2018 TOTALS		6/3	12	9	3	1.5	4	0	0	0	0
PANTHERS TOTALS		67/33	84	60	24	15.5	37	2	6	1	0
CAREER TOTALS		67/33	84	60	24	15.5	37	2	6	1	0

26 JACKSON

S	5	4	1	0.0	0	0	0	1	0
S	6	6	0	0.0	0	0	1	0	0
S	8	8	0	0.0	0	0	0	0	0
S	7	7	0	0.0	0	0	0	0	0
S	2	2	0	0.0	0	0	0	2	0
S	5	1	4	0	0	0	0	0	0
6/6	33	28	5	0.0	0	0	1	3	0
6/6	33	28	5	0.0	0	0	1	3	0
6/6	33	28	5	0.0	0	0	1	3	0

53 JACOBS

P	0	0	0	0.0	0	0	0	0
P	0	0	0	0.0	0	0	0	0
P	0	0	0	0.0	0	0	0	0
P	0	0	0	0.0	0	0	0	0
P	0	0	0	0.0	0	0	0	0
P	0	0	0	0.0	0	0	0	0
6/0	0	0	0	0.0	0	0	0	0
58/0	8	7	1	0.0	0	0	0	0
63/0	8	7	1	0.0	0	0	0	0

42 JONES

09-09 DALLAS	W	P	2	1	1	0.0	0	0	0	0	0
09-16 at Atlanta	L	P	1	1	0	0.0	0	0	0	0	0
09-23 CINCINNATI	W	S	8	7	1	0.0	0	0	0	0	0
10-07 NEW YORK GIANTS	W	P	0	0	0	0.0	0	1	0	0	1
10-14 at Washington	L	P	0	0	0	0.0	0	0	0	0	0
10-21 at Philadelphia	W	P	0	0	0	0.0	0	0	0	0	0
2018 TOTALS		6/1	11	9	2	0.0	0	1	0	0	1
PANTHERS TOTALS		97/13	75	60	9	1.0	1	1	1	6	1
CAREER TOTALS		111/14	75	60	9	1.0	1	1	1	6	1

59 KUECHLY

S	13	9	4	0.0	1	0	0	0	0
S	10	10	0	0.0	0	0	0	0	0
S	6	6	0	0.0	0	0	0	0	0
S	5	3	2	1.0	1	0	0	0	0
S	13	10	3	0.0	0	0	0	0	0
S	18	18	0	1.0	0	0	0	0	0
6/6	65	56	9	2.0	2	0	0	0	0
92/92	995	736	259	12.5	26	8	5	37	2
92/92	995	736	259	12.5	26	8	5	37	2

93 LOVE

P	3	3	0	0.0	0	0	0	0
P	1	1	0	0.0	0	0	0	0
P	1	0	1	0.0	0	0	0	0
P	0	0	0	0.0	0	0	1	0
P	0	0	0	0.0	5	0	0	0
P	3	3	0	0.0	2	1	1	0
6/0	8	7	1	0.0	7	1	1	0
47/4	62	41	21	8.0	23	3	2	1
90/28	131	78	53	13.5	-	4	2	2

S = Started

P = Played

blank space indicates not on roster

CAROLINA PANTHERS - 2018
DEFENSE - PAGE 4

55 MAYO

		TACKLES			STATS						
	W/L	P/S	TOTAL	SOLO	ASST	SCKS	QBP	FR	FF	PD	TD
09-09 DALLAS	W	S	1	1	0	0.0	1	0	0	0	0
09-16 at Atlanta	L	S	1	1	0	0.0	0	0	0	0	0
09-23 CINCINNATI	W	P	2	0	2	0.0	0	0	0	0	0
10-07 NEW YORK GIANTS	W	S	0	0	0	0.0	1	0	0	0	0
10-14 at Washington	L	P	0	0	0	0.0	0	0	0	0	0
10-21 at Philadelphia	W	P	0	0	0	0.0	0	0	0	0	0
2018 TOTALS		6/3	4	2	2	0.0	2	0	0	0	0
PANTHERS TOTALS		49/4	29	19	10	0.0	2	0	0	1	0
CAREER TOTALS		49/4	29	19	10	0.0	2	0	0	1	0

41 MUNNERLYN

	TACKLES			SCKS	QBP	FR	FF	PD	TD
P/S	TOTAL	SOLO	ASST						
P	2	2	0	0.0	0	1	0	0	0
P	1	1	0	0.0	0	0	0	0	0
S	1	0	1	0.0	2	0	0	1	0
P	3	2	1	0.0	1	0	0	1	0
P	3	3	0	0.0	0	0	0	1	0
P	2	1	1	0.0	0	0	0	0	0
6/1	12	9	3	0.0	3	1	0	3	0
97/51	339	256	83	7.5	15	4	4	46	5
144/81	515	396	119	8.5	-	7	6	63	5

52 NORRIS

52 NORRIS

		TACKLES							
P/S	TOTAL	SOLO	ASST	SCKS	QBP	FR	FF	PD	TD
P	0	0	0	0.0	0	0	0	0	0
P	0	0	0	0.0	0	0	0	0	0
P	0	0	0	0.0	0	0	0	0	0
		INACTIVE							
		INJURED RESERVE							
		INJURED RESERVE							
3/0	0	0	0	0.0	0	0	0	0	0
28/0	0	0	0	0.0	0	0	0	0	0
28/0	0	0	0	0.0	0	0	0	0	0

94 OBADA

			TACKLES			34 GBADA						
	W/L	P/S	TOTAL	SOLO	ASST	SCKS	QBPs	FR	FF	PD	TD	
09-09 DALLAS	W		INACTIVE									
09-16 at Atlanta	L		INACTIVE									
09-23 CINCINNATI	W	P	2	2	0	1.0	1	0	0	1	0	
10-07 NEW YORK GIANTS	W	P	0	0	0	0.0	0	0	0	1	0	
10-14 at Washington	L	P	1	1	0	0.0	1	0	0	0	0	
10-21 at Philadelphia	W	P	0	0	0	0	1	0	0	0	0	
2018 TOTALS		4/0	3	3	0	1.0	3	0	0	2	0	
PANTHERS TOTALS		4/0	3	3	0	1.0	3	0	0	2	0	
CAREER TOTALS		4/0	3	3	0	1.0	3	0	0	2	0	

90 PEPPERS

	TACKLES								
P/S	TOTAL	SOLO	ASST	SCKS	QBP	FR	FF	PD	TD
P	2	2	0	0.0	1	0	0	0	0
P	1	1	0	0.0	0	0	0	0	0
P	0	0	0	0.0	0	0	0	1	0
S	4	4	0	0.0	0	0	0	0	0
S	3	2	1	1.0	0	0	1	0	0
S	1	1	0	1.0	1	0	1	0	0
6/3	11	10	1	2.0	2	0	2	1	0
144/128	567	405	162	94.0	259	9	33	41	3
256/235	881	637	244	156.5	-	20	51	67	6

95 POE

	TACKLES								
P/S	TOTAL	SOLO	ASST	SCKS	QBP	FR	FF	PD	TD
S	1	0	1	0.0	0	0	0	0	0
S	1	1	0	0.0	0	0	0	0	0
S	4	1	3	0.0	0	0	0	0	0
S	3	1	2	0.0	0	0	0	0	0
S	1	1	0	0.0	1	0	0	0	0
S	1	0	1	0.0	0	0	0	0	0
6/6	11	4	7	0.0	1	0	0	0	0
6/6	11	4	7	0.0	1	0	0	0	0
100/98	250	182	68	15.5	-	1	1	14	0

S = Started

P = Played

blank space indicates not on roster

*-Poe has scored 2 rushing TDs and 1 passing TD in his career

CAROLINA PANTHERS - 2018
DEFENSE - PAGE 5

25 REID

			TACKLES									
	W/L	P/S	TOTAL	SOLO	ASST	SCKS	QBP	FR	FF	PD	TD	
09-09 DALLAS	W											
09-16 at Atlanta	L											
09-23 CINCINNATI	W											
10-07 NEW YORK GIANTS	W	S	3	3	0	0.0	0	0	0	0	0	
10-14 at Washington	L	S	7	7	0	0.0	0	0	0	0	0	
10-21 at Philadelphia	W	S	8	7	1	0.0	0	0	0	0	0	
2018 TOTALS		3/3	18	17	1	0.0	0	0	0	0	0	
PANTHERS TOTALS		3/3	18	17	1	0.0	0	0	0	0	0	
CAREER TOTALS		73/72	320	262	58	1.0	-	3	2	34	0	

21 SEARCH

	TACKLES									
P/S	TOTAL	SOLO	ASST	SCKS	QBP	FR	FF	PD	TD	
S	5	3	2	0.0	0	0	0	0	0	0
S	2	2	0	0.0	0	0	0	0	0	0
	INACTIVE									
	INJURED RESERVE									
	INJURED RESERVE									
	INJURED RESERVE									
2/2	7	5	2	0.0	0	0	0	0	0	0
2/2	7	5	2	0.0	0	0	0	0	0	0
109/58	326	225	96	4.5	-	3	3	28	2	

99 SHORT

	TACKLES								
P/S	TOTAL	SOLO	ASST	SCKS	QBP	FR	FF	PD	TD
S	2	2	0	2.0	0	0	0	0	0
S	4	2	2	0.0	0	0	1	0	0
S	4	3	1	0.0	0	0	0	0	0
S	2	1	1	0.0	0	0	0	0	0
S	3	1	2	0.0	4	0	0	0	0
S	6	4	2	0.0	0	0	0	0	0
6/6	21	13	8	2.0	4	0	1	0	0
86/83	250	183	67	31.5	121	6	9	14	0
86/83	250	183	67	31.5	121	6	9	14	0

57 SMITH

			TACKLES									
	W/L	P/S	TOTAL	SOLO	ASST	SCKS	QBP	FR	FF	PD	TD	
09-09 DALLAS	W		INACTIVE									
09-16 at Atlanta	L		INACTIVE									
09-23 CINCINNATI	W		INACTIVE									
10-07 NEW YORK GIANTS	W	P	0	0	0	0.0	0	0	0	0	0	
10-14 at Washington	L		INACTIVE									
10-21 at Philadelphia	W		INACTIVE									
2018 TOTALS		1/0	0	0	0	0.0	0	0	0	0	0	
PANTHERS TOTALS		1/0	0	0	0	0.0	0	0	0	0	0	
CAREER TOTALS		1/0	0	0	0	0.0	0	0	0	0	0	

54 THOMPSON

	TACKLES								
P/S	TOTAL	SOLO	ASST	SCKS	QBP	FR	FF	PD	TD
S	9	5	4	1.0	0	0	0	0	0
S	5	2	3	0.0	2	0	0	0	0
S	8	6	2	0.0	2	0	0	0	0
S	4	2	2	0.0	0	0	0	0	0
S	5	4	1	1.0	0	0	0	0	0
S	9	9	0	0.0	0	0	0	0	0
6/6	40	28	12	2.0	4	0	0	0	0
48/42	246	182	64	5.0	16	2	0	8	1
48/42	246	182	64	5.0	16	2	0	8	1

STARTERS

Game-By-Game Offensive Starters

[illegible]

Game-By-Game Defensive Starters

[illegible]

Carolina Panthers - Participation Chart - PAGE 1

	DALLAS	Atlanta	CINCINNATI	NEW YORK GIANTS	Washington	Philadelphia	BALTIMORE	TAMPA BAY	Pittsburgh	Detroit	SEATTLE	Tampa Bay	Cleveland	NEW ORLEANS	ATLANTA	New Orleans	Totals
																	GP/GS/DNP/INA
Adams, Mike	FS	FS	FS	FS	FS	FS											6/6/0/0
Addison, Mario	DE	DE	DE	DE	DE	DE											6/6/0/0
Allen, Kyle	ps																0/0/0/0
Anderson, C.J.	P	RB	P	P	P	P											6/1/0/0
Anderson, Kianté	psi																0/0/0/0
Armah, Alex	P	P	P	S	P	P											6/1/0/0
Artis-Payne, Cameron	INA	P	P	INA	INA	INA											2/0/0/4
Bonnafon, Reggie	ps	ps	ps	ps	ps	ps											0/0/0/0
Bradberry, James	CB	CB	CB	CB	CB	CB											6/6/0/0
Butler, Vernon	P	P	P	P	P	P											6/0/0/0
Byrd, Damiere	P	INA	INA	P	INA	P											3/0/0/3
Carter, Jermaine	P	P	P	P	P	P											6/0/0/0
Clark, Chris		LT	LT	LT	LT	LT											5/5/0/0
Cockrell, Ross	IR	IR	IR	IR	IR	IR											0/0/0/0
Cook, Connor	ps	ps	ps	ps													0/0/0/0
Cox Jr., Bryan	P	INA	P	INA	INA	INA											2/0/0/4
Davis, Thomas	SUS	SUS	SUS	SUS	WLB	WLB											2/2/0/0
Doss, Lorenzo	INA	P	INA	ps	ps	ps											1/0/0/2
Elder, Corn	P	P	P	INA	INA	INA											3/0/0/3
Frazier, Mose	ps	ps	ps	ps	ps	ps											0/0/0/0
Funchess, Devin	WR	WR	WR	WR	WR	WR											6/6/0/0
Gano, Graham	P	P	P	P	P	P											6/0/0/0
Gaulden, Rashaan	P	P	P	P	P	P											6/0/0/0
Hawkins, Josh	ps	ps	P	P	P	P											4/0/0/0
Haynes, Marquis	INA	P	INA	INA	INA	INA											1/0/0/5
Hearn, Taylor	ps	ps	ps	ps	ps	ps											0/0/0/0
Heinicke, Taylor	DNP	DNP	DNP	DNP	DNP	DNP											0/0/6/0
Hood, Elijah	IR	IR	IR	IR	IR	IR											0/0/0/0
Horton, Wes	DE	DE	DE	P	P	P											6/3/0/0
Jackson, Donte	CB	CB	CB	CB	CB	CB											6/6/0/0
Jacobs, Ben	P	P	P	P	P	P											6/0/0/0
Jansen, J.J.	P	P	P	P	P	P											6/0/0/0
Johnson, Dorian	ps	ps	ps	ps	ps	ps											0/0/0/0
Jones, Colin	P	P	SS	P	P	P											6/1/0/0
Kalil, Matt	IR	IR	IR	IR	IR	IR											0/0/0/0
Kalil, Ryan	C	C	C	C	C	C											6/6/0/0
Kuechly, Luke	MLB	MLB	MLB	MLB	MLB	MLB											6/6/0/0
Larsen, Tyler	P	RG	RG	P	P	P											6/2/0/0
Love, Kyle	P	P	P	P	P	P											6/0/0/0
Luke, Cole	ps	ps	ps	ps	ps	ps											0/0/0/0
Mahon, Brendan	INA	P	P	INA	INA	INA											2/0/0/4
Manhertz, Chris	P	P	P	S	P	P											6/1/0/0
Mayo, David	WLB	WLB	P	WLB	P	P											6/3/0/0
McCaffrey, Christian	RB	RB	RB	RB	RB	RB											6/6/0/0
Moore, DJ	P	P	P	P	P	P											6/0/0/0
Moton, Taylor	LT	RT	RT	RT	RT	RT											6/6/0/0
Munnerlyn, Captain	P	P	DB	P	P	P											6/1/0/0
Newhouse, Marshall				DNP	DNP	P											1/0/2/0
Newton, Cam	QB	QB	QB	QB	QB	QB											6/6/0/0
Norris, Jared	P	P	P	INA	IR	IR											3/0/0/1
Norton, Kendrick		ps	ps	ps	ps	ps											0/0/0/0
Obada, Efe	INA	INA	P	P	P	P											4/0/0/2
Olsen, Greg	TE	INA	INA	INA	TE	TE											3/3/0/3

ps = Practice Squad

psi = Practice Squad Injured

PUP = physically unable to perform

EXE = roster exemption

SUS = suspended

Carolina Panthers - Participation Chart - PAGE 2

[illegible]



2018 SEASON SCORING PLAYS - CAROLINA PANTHERS

Date	Opponent	Scoring Play	Yards	Quarter	Conversion
9/9/18	DALLAS	C. Newton run	4	2	G. Gano kick
(W, 16-8)		G. Gano Field Goal	27	2	
		A. Armah run	1	4	Conversion failed
9/16/18	at Atlanta	G. Gano Field Goal	54	1	
(L, 24-31)		J. Wright pass from C. Newton	5	2	G. Gano kick
		T. Smith pass from C. Newton	3	4	G. Gano kick
		D. Moore pass from C. Newton	51	4	G. Gano kick
9/23/18	CINCINNATI	C. Newton run	2	1	G. Gano kick
(W, 31-21)		D. Funchess pass from C. Newton	4	2	G. Gano kick
		C. Anderson pass from C. Newton	24	2	G. Gano kick
		C. Newton run	5	3	G. Gano kick
		G. Gano Field Goal	40	4	
10/7/18	NEW YORK GIANTS	C. Samuel pass from C. Newton	25	1	G. Gano kick
(W, 33-31)		C. Jones fumble recovery	0	2	G. Gano kick
		G. Gano Field Goal	47	2	
		G. Gano Field Goal	47	2	
		C. McCaffrey pass from C. Newton	18	4	G. Gano kick
		G. Gano Field Goal	39	4	
		G. Gano Field Goal	63	4	
10/14/18	at Washington	D. Funchess pass from C. Newton	23	2	G. Gano kick failed
(L, 23-17)		G. Gano Field Goal	32	3	
		T. Smith pass from C. Newton	3	4	C. Newton pass to T. Smith
10/21/18	at Philadelphia	C. Samuel run	14	4	G. Gano kick failed
(W, 21-17)		D. Funchess pass from C. Newton	18	4	C. Newton pass to J. Wright
		G. Olsen pass from C. Newton	1	4	G. Gano kick



2018 SEASON SCORING PLAYS - OPPONENTS

Date	Opponent	Scoring Play	Yards	Quarter	Conversion
9/9/18	DALLAS	E. Elliott run	4	4	D. Prescott run
(W, 16-8)					
9/16/18	at Atlanta	M. Bryant Field Goal	44	1	
(L, 24-31)		C. Ridley pass from M.Ryan	11	2	M. Bryant kick
		A. Hooper pass from M.Ryan	8	2	M. Bryant kick
		M. Ryan run	1	3	M. Bryant kick
		M. Ryan run	8	4	M. Bryant kick
9/23/18	CINCINNATI	G. Bernard run	1	1	R. Bullock kick
(W, 31-21)		C. Uzomah pass from A. Dalton	1	2	R. Bullock kick
		T. Boyd pass from A. Dalton	27	3	R. Bullock kick
10/7/18	NEW YORK GIANTS	A. Rosas Field Goal	42	1	
(W, 33-31)		S. Barkley pass from E. Manning	57	2	A. Rosas kick
		A. Rosas Field Goal	53	2	
		A. Rosas Field Goal	36	3	
		O. Beckham pass from E. Manning	33	4	E. Manning pass to R. Ellison
		S. Barkley pass from E. Manning	15	4	A. Rosas kick
10/14/18	at Washington	V. Davis pass from A. Smith	22	1	D. Hopkins kick
(L, 17-23)		P. Richardson pass from A. Smith	2	1	D. Hopkins kick
		D. Hopkins Field Goal	49	2	
		D. Hopkins Field Goal	56	4	
		D. Hopkins Field Goal	29	4	
10/21/18	at Philadelphia	A. Jeffrey pass from C. Wentz	11	2	J. Elliott kick
		J. Elliott Field Goal	46	2	
		D. Goedert pass from C. Wentz	1	3	J. Elliott kick



2018 BIG PASS PLAYS (20+ yards)

Date	W/L	Opponent	Panthers Big Play	Yards	Opponent Big Play	Yards
9/9/18	W	DALLAS	none		none	
9/16/18	L	at Atlanta	C. Newton to T. Smith	26	M. Ryan to C. Ridley	22
			C. Newton to D. Funchess	27	M. Ryan to M. Hall	30
			C. Newton to J. Wright	22	M. Ryan to J. Jones	30
			C. Newton to D. Moore	51	M. Ryan to C. Ridley	22
					M. Ryan to A. Hooper	30
9/23/18	W	CINCINNATI	C. Newton to D. Funchess	27	A. Dalton to T. Boyd	49
			C. Newton to C. Anderson	24	A. Dalton to A. Green	31
			C. Newton to D. Funchess	20	A. Dalton to T. Boyd	27
					A. Dalton to T. Boyd	23
					A. Dalton to T. Boyd	23
					A. Dalton to T. Eifert	20
10/7/18	W	NEW YORK GIANTS	C. Newton to I. Thomas	27	O. Beckham to S. Barkley	57
			C. Newton to J. Wright	27	E. Manning to R. Shepard	40
			C. Newton to C. Samuel	25	E. Manning to O. Beckham	33
			C. Newton to D. Funchess	21	E. Manning to S. Shepard	28
			C. Newton to D. Moore	20	E. Manning to S. Shepard	26
			C. Newton to D. Moore	20	E. Manning to J. Davis	22
10/14/18	L	at WASHINGTON	C. Newton to D. Funchess	23	A. Smith to V. Davis	22
			C. Newton to D. Funchess	22	A. Smith to V. Davis	21
					A. Smith to P. Richardson	21
10/21/18	W	at Philadelphia	C. Newton to T. Smith	35	C. Wentz to A. Jeffery	29
			C. Newton to J. Wright	28	C. Wentz to Z. Ertz	27
			C. Newton to C. McCaffrey	22	C. Wentz to Z. Ertz	22
					C. Wentz to D. Goedert	21
					C. Wentz to A. Jeffery	20
TOTAL			18	LONG 51	25	LONG 57



2018 BIG RUN PLAYS (10+ yards)



Date	W/L	Opponent	Panthers Big Play	Yards	Opponent Big Play	Yards
9/9/18	W	DALLAS	C. Newton	29	E. Elliott	17
			C. Newton	16	E. Elliott	16
			C. Newton	12		
			C. McCaffrey	13		
			C. McCaffrey	15		
9/16/18	L	at Atlanta	C. Anderson	22	T. Coleman	36
			C. Newton	10	T. Coleman	27
			C. Newton	10	I. Smith	13
			C. McCaffrey	11	I. Smith	18
			C. Newton	16	T. Coleman	19
9/23/18	W	CINCINNATI	C. McCaffrey	45	G. Bernard	23
			C. McCaffrey	19	G. Bernard	22
			C. McCaffrey	15	G. Bernard	12
			C. McCaffrey	13		
			C. McCaffrey	11		
			C. McCaffrey	11		
			C. McCaffrey	10		
			C. Newton	12		
10/7/18	W	NEW YORK GIANTS	C. McCaffrey	13	S. Barkley	30
			D. Moore	18	S. Barkley	20
			C. McCaffrey	14		
10/14/18	L	at Washington	D. Moore	18	A. Peterson	19
			C. Newton	15	A. Peterson	12
			C. Newton	13	A. Peterson	10
10/21/18	W	at Philadelphia	J. Wright	34	W. Smallwood	10
			C. McCaffrey	15		
			C. Newton	14		
			C. Samuel	14		
			C. Newton	12		
			C. Newton	12		
TOTAL			30	LONG 45	16	LONG 36



2018 TAKEAWAYS

Date	W/L	Opponent	Turnover	Qtr	Returned To	Drive Result
9/9	W	DALLAS	D. Prescott fumble recovered by C. Munnerlyn	4	DAL 14	End of Game
9/16	L	at Atlanta	M. Ryan intercepted by D. Jackson	3	CAR 2	Punt
9/9	W	CINCINNATI	A. Dalton intercepted by D. Jackson	1	CAR 33	Touchdown
			A. Dalton intercepted by E. Obada	3	CIN 26	Touchdown
			A. Dalton intercepted by D. Jackson	4	50	Field Goal
			A. Dalton intercepted by L. Kuechly	4	No return	End of Game
10/7	W	NEW YORK GIANTS	C. Jones recovered muffed punt	2	Touchdown	Touchdown
			E. Manning intercepted by M. Adams	3	CAR 32	Touchdown
			E. Manning intercepted by M. Adams	4	CAR 45	Interception
10/14	L	at Washington	none			
10/21	W	at Philadelphia	C. Wentz fumble recovered by K. Love	4	CAR 22	End of Game

2018 GIVEAWAYS

Date	W/L	Opponent	Turnover	Qtr	Returned To	Drive Result
9/9	W	DALLAS	C. McCaffrey fumble recovered by D. Ross	1	CAR 10	Punt
9/16	L	at Atlanta	C. Newton intercepted by R. Allen	4	ATL 47	Punt
9/23	W	CINCINNATI	none			
10/7	W	NEW YORK GIANTS	C. Newton intercepted by C. Riley	3	NYG 22	Interception
			C. Newton intercepted by J. Jenkins	4	CAR 34	Touchdown
10/14	L	at Washington	D. Moore fumble recovered by J. Sprinkle	1	CAR 22	Touchdown
			C. Newton intercepted by J. Norman	2	WAS 28	Punt
			D. Moore fumble recovered by M. Foster	2	WAS 33	Field Goal
10/21	W	at Philadelphia	none			

TURNOVER SUMMARY

Offense Giveaways	7	Opponents Points	18	2 TD	1 FG	0 XP	1 2PT
Defense Takeaways	10	Panthers Points	31	4 TD	1 FG	3 XP	0 2PT
Turnover Differential	+3	Net Points	+13				



2018 INSIDE THE 20 PRODUCTION - PANTHERS

Date/Opponent	Poss	TD	PAT	2PT	FG	Missed FG	INT	Fumble	Downs	Half	Game	Points	TD %	Score %	Pts/ Poss.
9/9 vs. DALLAS	5	2	1	0	1	0	0	1	0	0	1	16	40.0	60.0	3.2
9/16 at Atlanta	2	2	2	0	0	0	0	0	0	0	0	14	100.0	100.0	7.0
9/23 vs. CINCINNATI	3	3	3	0	0	0	0	0	0	0	0	21	100.0	100.0	7.0
10/7 vs. NEW YORK GIANTS	3	1	1	0	1	0	1	0	0	0	0	10	33.0	66.0	3.3
10/14 at Washington	3	1	0	1	1	0	0	0	1	0	0	11	33.0	66.0	3.7
10/21 at Philadelphia	3	3	1	1	0	0	0	0	0	0	0	21	100.0	100.0	7.0
Totals	19	12	8	2	3	0	1	1	1	0	1	93	63.2	78.9	4.9

2018 INSIDE THE 20 PRODUCTION - OPPONENTS

Date/Opponent	Poss	TD	PAT	2PT	FG	Missed FG	INT	Fumble	Downs	Half	Game	Points	TD %	Score %	Pts/ Poss.
9/9 DALLAS	1	1	0	1	0	0	0	0	0	0	0	8	100.0	100.0	8.0
9/16 at Atlanta	4	4	4	0	0	0	0	0	0	0	0	28	100.0	100.0	7.0
9/23 CINCINNATI	2	2	2	0	0	0	0	0	0	0	0	14	100.0	100.0	7.0
10/7 vs. NEW YORK GIANTS	2	1	1	0	1	0	0	0	0	0	0	10	50.0	100.0	5.0
10/14 at Washington	2	1	1	0	1	0	0	0	0	0	0	10	50.0	100.0	5.0
10/21 at Philadelphia	4	2	2	0	0	1	0	1	0	0	0	17	50.0	50.0	4.3
Totals	15	11	10	1	2	1	0	1	0	0	0	87	73.3	86.7	5.8



2018 BALL POSSESSION AND DRIVE CHART

Dallas Cowboys at Carolina Panthers (09/09/18)

Dallas (29:24) AVERAGE - DAL 21

NO	BEGIN	POSS	PLAYS	YDS	PEN	NET	LAST	RESULT
1	DAL 25	2:40	3	3	-15	-12	DAL 13	Punt
2	DAL 10	4:24	7	40	-5	35	DAL 45	Punt
3	DAL 14	1:43	3	0	0	0	DAL 14	Punt
4	DAL 25	1:43	3	-1	0	-1	DAL 24	Punt
5	DAL 17	2:58	5	19	0	19	DAL 36	Punt
6	DAL 25	0:03	1	-1	0	-1	DAL 25	End of Half
7	DAL 8	3:30	7	46	0	46	CAR 46	Punt
8	DAL 45	3:59	8	36	-10	26	CAR 29	Missed FG
9	DAL 25	5:21	10	65	10	75	CAR 4	Touchdown
10	DAL 21	2:39	8	31	0	31	CAR 48	Downs
11	DAL 20	0:24	3	-6	0	-6	DAL 23	Fumble

CAROLINA (30:36) AVERAGE - CAR 38

BEGIN	POSS	PLAYS	YDS	PEN	NET	LAST	RESULT
CAR 32	5:44	9	58	5	63	DAL 5	Fumble
CAR 18	3:11	7	45	-10	35	DAL 47	Punt
DAL 35	3:28	7	35	0	35	DAL 4	Touchdown
CAR 30	1:25	3	8	-5	3	CAR 33	Punt
CAR 38	2:41	11	63	-10	53	DAL 9	Field Goal
CAR 25	3:14	5	12	5	17	CAR 42	Punt
CAR 15	1:40	3	5	0	5	CAR 20	Punt
CAR 37	3:25	6	58	5	63	DAL 1	Touchdown
CAR 25	3:59	5	15	-15	0	CAR 25	Punt
CAR 48	0:22	3	0	0	0	CAR 48	Punt
DAL 14	1:27	3	-6	-5	-11	DAL 22	End of Game

Carolina Panthers at Atlanta Falcons (09/16/18)

Carolina (30:18) AVERAGE - CAR 20

NO	BEGIN	POSS	PLAYS	YDS	PEN	NET	LAST	RESULT
1	CAR 25	3:24	7	39	0	39	ATL 36	Field Goal
2	CAR 25	2:31	3	-5	-5	-10	CAR 15	Punt
3	CAR 30	6:28	13	75	-5	70	ATL 5	Touchdown
4	CAR 25	2:28	5	12	-5	7	CAR 32	Punt
5	CAR 18	0:22	1	1	0	1	CAR 18	End of Half
6	CAR 2	1:27	3	8	0	8	CAR 10	Punt
7	CAR 25	3:50	6	38	-10	28	ATL 47	Punt
8	CAR 20	5:21	11	64	16	80	ATL 3	Touchdown
9	CAR 25	1:03	4	53	0	53	ATL 22	Interception
10	CAR 4	1:36	5	96	0	96	CAR 49	Touchdown
11	CAR 16	1:48	8	58	-5	53	ATL 31	End of Game

ATLANTA (29:42) AVERAGE - ATL 26

BEGIN	POSS	PLAYS	YDS	PEN	NET	LAST	RESULT
ATL 17	5:55	10	57	0	57	CAR 26	Field Goal
ATL 25	3:00	6	11	0	11	ATL 36	Punt
ATL 25	4:39	9	61	14	75	CAR 11	Touchdown
ATL 15	1:13	7	85	0	85	CAR 8	Touchdown
ATL 31	0:44	2	30	0	30	CAR 39	Interception
ATL 42	3:26	7	58	0	58	CAR 1	Touchdown
ATL 10	3:49	7	48	0	58	CAR 42	Punt
ATL 25	4:06	7	70	5	75	CAR 8	Touchdown
ATL 47	2:18	3	5	0	5	CAR 48	Punt
ATL 25	0:32	3	9	0	9	CAR 48	Punt

Cincinnati Bengals at Carolina Panthers (09/23/18)

Cincinnati (26:05) AVERAGE - CIN 23

NO	BEGIN	POSS	PLAYS	YDS	PEN	NET	LAST	RESULT
1	CIN 25	6:03	11	73	2	75	CAR 1	Touchdown
2	CIN 25	1:07	4	24	0	24	CIN 49	Interception
3	CIN 25	5:04	12	75	0	75	CAR 1	Touchdown
4	CIN 25	1:38	6	25	0	25	50	Punt
5	CIN 25	2:10	4	17	0	17	CIN 42	Punt
6	CIN 11	1:10	2	18	-5	13	CIN 24	Interception
7	CIN 25	2:41	5	75	0	75	CAR 27	Touchdown
8	CIN 41	1:32	3	3	0	3	CIN 44	Punt
9	CIN 14	2:41	7	61	-10	51	CAR 35	Missed FG
10	CIN 17	0:48	2	-10	0	-10	CIN 7	Interception
11	CIN 25	1:11	6	35	0	35	CAR 40	Interception

CAROLINA (33:55) AVERAGE - CAR 31

BEGIN	POSS	PLAYS	YDS	PEN	NET	LAST	RESULT
CAR 25	1:17	3	8	0	8	CAR 25	Punt
CAR 25	4:38	9	75	0	75	CIN 2	Touchdown
CAR 33	4:52	9	67	0	67	CIN 4	Touchdown
CAR 25	4:12	7	75	0	75	CIN 24	Touchdown
CAR 2	1:09	3	3	0	3	CAR 6	End of Half
CAR 24	2:13	5	31	0	31	CIN 45	Punt
CIN 26	3:53	6	20	6	26	CIN 5	Touchdown
CAR 25	2:56	7	19	15	34	CIN 41	Downs
CAR 10	3:30	6	26	0	26	CAR 36	Punt
CAR 43	2:53	5	25	-15	10	CIN 47	Punt
50	2:22	7	28	0	28	CIN 22	Field Goal



2018 BALL POSSESSION AND DRIVE CHART

New York Giants at Carolina Panthers (09/23/18)

New York Giants (24:33) AVERAGE - NYG 31

NO	BEGIN	POSS	PLAYS	YDS	PEN	NET	LAST	RESULT
1	NYG 27	2:04	5	13	0	13	NYG 40	Punt
2	CAR 39	2:57	6	21	-5	16	CAR 23	Field Goal
3	NYG 25	3:53	7	36	0	36	CAR 39	Downs
4	NYG 28	0:58	3	4	0	4	NYG 32	Punt
5	NYG 25	2:07	4	80	-5	75	NYG 43	Touchdown
6	NYG 25	2:16	7	40	0	40	CAR 35	Field Goal
7	NYG 7	5:36	13	75	0	75	CAR 18	Field Goal
8	NYG 22	2:04	4	53	0	53	CAR 25	Interception
9	NYG 25	0:44	2	1	0	1	NYG 26	Interception
10	CAR 34	0:45	2	34	0	34	CAR 33	Touchdown
11	NYG 25	1:08	4	75	0	75	CAR 15	Touchdown
12		0:01	0	0	0	0		End of Game

CAROLINA (35:27) AVERAGE - CAR 28

BEGIN	POSS	PLAYS	YDS	PEN	NET	LAST	RESULT
CAR 6	2:35	3	0	-7	0	CAR 6	Punt
CAR 25	2:46	5	75	0	75	NYG 25	Touchdown
CAR 39	1:39	3	8	0	8	CAR 47	Punt
CAR 20	4:24	7	51	0	51	NYG 29	Field Goal
CAR 40	4:01	8	31	0	31	NYG 29	Field Goal
CAR 25	0:20	1	-1	0	-1	CAR 25	End of Half
CAR 25	1:50	3	6	0	6	CAR 31	Punt
CAR 25	4:00	9	34	15	49	NYG 26	Interception
CAR 32	5:09	9	53	15	68	NYG 18	Touchdown
NYG 45	1:44	3	2	0	2	NYG 43	Interception
CAR 25	5:52	12	54	0	54	NYG 21	Field Goal
CAR 25	1:07	8	30	0	30	NYG 45	Field Goal

Carolina Panthers at Washington Redskins (10/14/18)

Carolina (24:36) AVERAGE - CAR 20

NO	BEGIN	POSS	PLAYS	YDS	PEN	NET	LAST	RESULT
1	CAR 25	3:25	5	22	0	22	CAR 47	Punt
2	CAR 25	1:04	3	-1	0	-1	CAR 24	Punt
3	CAR 18	3:56	7	29	0	29	CAR 47	Interception
4	CAR 24	0:40	2	39	0	39	CAR 46	Fumble
5	CAR 25	2:25	7	75	0	75	WAS 23	Touchdown
6	CAR 3	0:28	3	2	-2	0	CAR 3	Punt
7	CAR 3	0:17	1	-1	0	-1	CAR 3	End of Half
8	CAR 39	5:32	11	42	5	47	WAS 14	Field Goals
9	CAR 25	4:08	9	75	0	75	WAS 3	Touchdown
10	CAR 16	2:41	12	68	0	68	WAS 16	Downs
11								

WASHINGTON (35:24) AVERAGE - WAS 34

BEGIN	POSS	PLAYS	YDS	PEN	NET	LAST	RESULT
WAS 20	1:09	3	8	0	8	WAS 28	Punt
CAR 22	0:06	1	22	0	22	CAR 22	Touchdown
WAS 36	6:14	12	59	5	64	CAR 2	Touchdown
WAS 28	2:02	3	9	-10	-1	WAS 27	Punt
WAS 33	5:54	10	36	0	36	CAR 31	Field Goal
WAS 25	1:41	6	31	0	31	CAR 44	Punt
CAR 33	0:39	3	4	-10	-6	CAR 39	Punt
WAS 31	4:20	9	31	0	31	CAR 38	Downs
WAS 20	7:28	12	42	0	42	CAR 38	Field Goal
WAS 25	5:17	10	49	15	64	CAR 11	Field Goal
WAS 8	0:34	1	-1	0	-1	WAS 8	End of Game

Carolina Panthers at Philadelphia Eagles (10/21/18)

Carolina (24:43) AVERAGE - CAR 26

NO	BEGIN	POSS	PLAYS	YDS	PEN	NET	LAST	RESULT
1	CAR 41	2:15	5	15	0	15	PHI 44	Punt
2	CAR 26	2:23	5	7	0	7	CAR 33	Punt
3	CAR 35	1:42	3	7	0	7	CAR 42	Punt
4	CAR 25	4:26	6	54	-10	44	PHI 31	Punt
5	CAR 24	4:59	10	53	-20	33	PHI 43	Punt
6	CAR 20	4:58	11	80	0	80	PHI 14	Touchdown
7	CAR 13	2:44	7	87	0	87	PHI 18	Touchdown
8	CAR 31	0:55	10	69	0	69	PHI 1	Touchdown
9	CAR 22	0:21	1	-1	0	-1	CAR 22	End of Game

PHILADELPHIA (35:17) AVERAGE - PHI 20

BEGIN	POSS	PLAYS	YDS	PEN	NET	LAST	RESULT
PHI 25	1:38	3	-10	0	-10	PHI 15	Punt
PHI 20	8:21	15	77	-15	62	CAR 18	Missed FG
PHI 26	3:44	7	74	0	47	CAR 11	Touchdown
PHI 12	3:21	6	65	-5	60	CAR 28	Field Goal
PHI 4	2:10	6	16	-10	6	PHI 14	End of Half
PHI 6	9:22	17	99	-5	94	CAR 1	Touchdown
PHI 30	3:49	6	22	0	22	CAR 48	Punt
PHI 25	1:51	3	0	0	0	PHI 25	Punt
PHI 30	1:01	4	0	48	44	CAR 14	Fumble



2018 PANTHERS BESTS

RUSHING YARDS				
184	Christian McCaffrey	28-184-0	CINCINNATI	9/23/18
58	Cam Newton	13-58-1	DALLAS	9/9/18
58	Christian McCaffrey	17-58-0	NEW YORK GIANTS	10/8/18
RUSHING ATTEMPTS				
28	Christian McCaffrey	28-184-0	CINCINNATI	9/23/18
17	Christian McCaffrey	17-58-0	NEW YORK GIANTS	10/8/18
13	Cam Newton	13-58-1	DALLAS	9/9/18
LONGEST RUSH				
45	Christian McCaffrey	28-184-0	CINCINNATI	9/23/18
29	Cam Newton	13-58-1	DALLAS	9/9/18
22	C.J. Anderson	3-31-0	at Atlanta	9/16/18
YARDS/CARRY (min. 10 attempts)				
6.6	Christian McCaffrey	28-184-0	CINCINNATI	9/23/18
5.0	Christian McCaffrey	10-50-0	DALLAS	9/9/18
4.5	Cam Newton	13-58-1	DALLAS	9/9/18
YARDS PASSING				
335	Cam Newton	45-32-3	at Atlanta	9/16/18
275	Cam Newton	40-27-2	at Washington	9/14/18
269	Cam Newton	35-21-2	NEW YORK GIANTS	10/7/18
PASSES ATTEMPTED				
45	Cam Newton	45-32-3	at Atlanta	9/16/18
40	Cam Newton	40-27-2	at Washington	10/14/18
39	Cam Newton	39-25-2	at Philadelphia	10/21/18
COMPLETIONS				
32	Cam Newton	45-32-3	at Atlanta	9/16/18
27	Cam Newton	40-27-2	at Washington	10/14/18
25	Cam Newton	39-25-2	at Philadelphia	10/21/18
RECEPTIONS				
14	Christian McCaffrey	14-102-0	at Atlanta	9/16/18
7	Devin Funchess	7-77-0	at Atlanta	9/16/18
7	Christian McCaffrey	7-46-0	at Washington	10/14/18



RECEIVING YARDS				
102	Christian McCaffrey	14-102-0	at Atlanta	9/16/18
77	Devin Funchess	7-77-0	at Atlanta	9/16/18
74	Devin Funchess	5-74-1	at Washington	10/14/18
LONGEST RECEPTION				
51	DJ Moore	1-51-1	at Atlanta	9/16/18
35	Torrey Smith	4-61-0	at Philadelphia	10/21/18
28	Jarius Wright	2-37-0	at Philadelphia	10/21/18
FIELD GOALS				
4	Graham Gano	39, 47, 47, 63	NEW YORK GIANTS	10/3/18
1	Graham Gano	27	DALLAS	9/9/18
1	Graham Gano	54	at Atlanta	9/16/18
1	Graham Gano	40	CINCINNATI	9/23/18
1	Graham Gano	32	at Washington	10/14/18
LONGEST FIELD GOAL				
63	Graham Gano	63	NEW YORK GIANTS	10/3/18
54	Graham Gano	54	at Atlanta	9/16/18
47	Graham Gano	47	NEW YORK GIANTS	10/3/18



2018 OPPONENTS BESTS

RUSHING YARDS				
107	Tevin Coleman	16-107-0	at Atlanta	9/16/18
97	Adrian Peterson	17-97-0	at Washington	10/14/18
69	Ezekiel Elliott	15-69-1	DALLAS	9/9/18
RUSHING ATTEMPTS				
17	Adrian Peterson	17-97-0	at Washington	10/14/18
16	Tevin Coleman	16-107-0	at Atlanta	9/16/18
15	Ezekiel Elliott	15-69-1	DALLAS	9/9/18
15	Saquon Barkley	15-48-0	NEW YORK GIANTS	10/7/18
LONGEST RUSH				
36	Tevin Coleman	16-107-0	at Atlanta	9/16/18
30	Saquon Barkley	15-48-0	NEW YORK GIANTS	10/7/18
23	Giovani Bernard	12-61-1	CINCINNATI	9/23/18
YARDS/CARRY (min. 10 attempts)				
6.7	Tevin Coleman	16-107-0	at Atlanta	9/16/18
5.7	Adrian Peterson	17-97-0	at Washington	10/14/18
5.1	Giovani Bernard	12-61-1	CINCINNATI	9/23/18
YARDS PASSING				
352	Andy Dalton	46-29-2	CINCINNATI	9/23/18
326	Eli Manning	36-22-2	NEW YORK GIANTS	10/7/18
310	Carson Wentz	37-30-2	at Philadelphia	10/21/18
PASSES ATTEMPTED				
46	Andy Dalton	46-29-2	CINCINNATI	9/23/18
37	Carson Wentz	37-30-2	at Philadelphia	10/21/18
36	Eli Manning	36-22-2	NEW YORK GIANTS	10/7/18
36	Alex Smith	36-21-2	at Washington	10/14/18
COMPLETIONS				
30	Carson Wentz	37-30-2	at Philadelphia	10/21/18
29	Andy Dalton	46-29-2	CINCINNATI	9/23/18
23	Matt Ryan	28-23-2	at Atlanta	9/16/18
RECEPTIONS				
9	Zach Ertz	9-138-0	at Philadelphia	10/21/18



8	Odell Beckham	8-131-1	NEW YORK GIANTS	10/7/18
7	Cole Beasley	7-73-0	DALLAS	9/9/18
7	Alshon Jeffery	7-88-1	CINCINNATI	9/23/18
RECEIVING YARDS				
138	Zach Ertz	9-138-0	at Philadelphia	10/21/18
132	Tyler Boyd	6-132-1	CINCINNATI	9/23/18
131	Odell Beckham	8-131-1	NEW YORK GIANTS	10/7/18
LONGEST RECEPTION				
57	Saquon Barkley	4-81-2	NEW YORK GIANTS	10/7/18
49	Tyler Boyd	6-132-1	CINCINNATI	9/23/18
33	Odell Beckham	8-131-1	NEW YORK GIANTS	10/7/18
FIELD GOALS				
3	Dustin Hopkins	49, 56, 29	at Washington	10/14/18
3	Aldrick Rosas	42, 53, 36	NEW YORK GIANTS	10/7/18
1	Matt Bryant	44	at Atlanta	9/16/18
1	Jake Elliott	46	at Philadelphia	10/21/18
LONGEST FIELD GOAL				
56	Dustin Hopkins	56	at Washington	10/14/18
53	Aldrick Rosas	53	NEW YORK GIANTS	10/7/18
49	Dustin Hopkins	49	at Washington	10/14/18



2018 REGULAR SEASON RECORDS WHEN...

OVERALL RECORD	4-2	ON GRASS	4-1
HOME	3-0	ON TURF	0-1
AWAY	1-2	OUTDOORS	4-1
		INDOORS	0-1
PANTHERS WIN COIN TOSS	3-0		
PANTHERS LOSE COIN TOSS	1-2	SEPTEMBER	2-1
SCORING FIRST	1-1	OCTOBER	2-1
OPPONENT SCORES FIRST	3-1	NOVEMBER	0-0
LEADING AT HALFTIME	3-0	DECEMBER	0-0
TIED AT HALFTIME	0-0		
TRAILING AT HALFTIME	1-2	AFC OPPONENTS	1-0
LEADING AFTER THREE QUARTERS	3-0	AFC NORTH	1-0
TIED AFTER THREE QUARTERS	0-0	NFC OPPONENTS	3-2
TRAILING AFTER THREE QUARTERS	1-2	NFC SOUTH	0-1
OVERTIME	0-0	NFC EAST	3-1
		NFC WEST	0-0
SCORING ON FIRST POSSESSION	0-1	NFC NORTH	0-0
SCORING TOUCHDOWN ON FIRST POSSESSION	0-0		
SCORING FIELD GOAL ON FIRST POSSESSION	0-1	WHITE JERSEYS	4-2
SCORING 10 OR MORE POINTS	4-2	BLACK JERSEYS	0-0
SCORING 20 OR MORE POINTS	4-1	BLUE JERSEYS	0-0
SCORING 30 OR MORE POINTS	2-0		
ALLOWING 10 OR FEWER POINTS	1-0	DAY	4-2
ALLOWING 20 OR FEWER POINTS	2-0	NIGHT	0-0
ALLOWING 20 OR MORE POINTS	2-2		
		TURNOVERS POSITIVE	3-0
OUTCOMES OF 7 POINTS OR LESS	2-2	TURNOVERS EVEN	1-1
OUTCOMES OF 3 POINTS OR LESS	1-0	TURNOVERS NEGATIVE	0-1
RUSHING 20 OR MORE TIMES	3-0		
RUSHING 30 OR MORE TIMES	3-0		
RUSHING 40 OR MORE TIMES	1-0		
TIME OF POSSESSION 30:00 OR MORE MINUTES	3-1		
INDIVIDUAL PANTHERS 100-YARD RUSHER	1-0		
INDIVIDUAL PANTHERS 100-YARD RECEIVER	0-1		
INDIVIDUAL PANTHERS 300-YARD PASSER	0-1		
PANTHERS OUT-GAIN OPPOSITION	2-1		
PANTHERS OUT-RUSH OPPOSITION	4-0		
PANTHERS OUT-PASS OPPOSITION	1-2		
OPPONENT INDIVIDUAL 100-YARD RUSHER	0-1		
OPPONENT INDIVIDUAL 100-YARD RECEIVER	3-0		
OPPONENT INDIVIDUAL 300-YARD PASSER	3-0		



2018 Season Records

	Highest	Opponent	Lowest	Opponent
Panthers Records				
Total Net Yards	439	at Atlanta	232	DALLAS
Total Plays	67	NEW YORK GIANTS	58	at Philadelphia
First Downs	27	at Atlanta	19	at Philadelphia
Net Rushing Yards	230	CINCINNATI	81	at Washington
Rushing Attempts	41	CINCINNATI	17	at Philadelphia
Avg Gain/Rush	7.1	at Philadelphia	3.8	NEW YORK GIANTS
Net Passing Yards	318	at Atlanta	146	DALLAS
Pass Attempts	45	at Atlanta	24	CINCINNATI
Pass Completions	32	at Atlanta	15	CINCINNATI
Avg Gain/Pass Play	6.8	at Atlanta	5.0	DALLAS
Passes Intercepted	2	NEW YORK GIANTS	0	CINCINNATI/ at Philadelphia
Sacks Allowed	3	DALLAS	1	CIN/NYG/ WAS
Fumbles Lost	2	at Washington	0	at Atlanta/CIN/NYG/at PHI
Penalty Yards	78	at Philadelphia	17	CINCINNATI
Points	33	NEW YORK GIANTS	16	DALLAS
Time of Possession	35:27	CINCINNATI	24:36	at Washington
	Highest	Opponent	Lowest	Opponent
Opponents Records				
Total Net Yards	442	at Atlanta	232	DALLAS
Total Plays	67	at Washington	54	NEW YORK GIANTS
First Downs	25	CINCINNATI	17	DALLAS
Net Rushing Yards	170	at Atlanta	50	NEW YORK GIANTS
Rushing Attempts	32	at Atlanta	13	CINCINNATI
Avg Gain/Rush	5.3	at Atlanta	2.4	at Philadelphia
Net Passing Yards	330	CINCINNATI	138	DALLAS
Pass Attempts	46	CINCINNATI	28	at Atlanta
Pass Completions	30	at Philadelphia	19	DALLAS
Avg Gain/Pass Play	10.0	NEW YORK GIANTS	3.9	DALLAS
Passes Intercepted	4	CINCINNATI	0	DALLAS/at WAS/at PHI
Sacks Allowed	6	DALLAS	0	at Atlanta
Fumbles Lost	1	DALLAS/NYG/at PHI	0	at ATL/CIN/at WAS/ at PHI
Penalty Yards	85	DALLAS	26	at Atlanta
Points	31	at Atlanta/NY GIANTS	8	DALLAS
Time of Possession	35:24	at Washington	24:33	NEW YORK GIANTS



***ALL-TIME
LEADERS***

THE LAST TIME...

500 YARDS TOTAL OFFENSE

By Panthers: 548 vs. Miami 11/13/17
Playoffs: Has never happened
By Opponents: 534 at Seattle 12/4/16
Playoffs: Has never happened

400 YARDS TOTAL OFFENSE

By Panthers: 439 at Atlanta 9/16/18
Playoffs: 467 vs. Arizona 1/24/16
By Opponents: 432 vs. New York Giants 10/7/18
Playoffs: 410 at New Orleans 1/7/18

200 YARDS RUSHING OFFENSE

By Panthers: 230 vs. Cincinnati 9/23/18
Playoffs: 223 at New York Giants 1/8/06
By Opponents: 240 at Seattle 12/4/16
Playoffs: 201 at Green Bay 1/12/97

300 YARDS PASSING IN A GAME BY A PLAYER

By Panthers: 335, Cam Newton at Atlanta 9/16/18
Playoffs: 335, Cam Newton vs. Arizona 1/24/16
By Opponents: 310, Carson Wentz at Philadelphia, 10/21/18
Playoffs: 376, Drew Brees at New Orleans 1/7/18

400 YARDS PASSING IN A GAME BY A PLAYER

By Panthers: 432, Cam Newton vs. Green Bay 9/18/11
Playoffs: Has never happened
By Opponents: 465, Drew Brees at New Orleans 10/16/16
Playoffs: Has never happened

3 TOUCHDOWN PASSES IN A GAME BY A PLAYER

By Panthers: Cam Newton at Atlanta 9/16/18
Playoffs: Jake Delhomme at Chicago 1/15/06
By Opponents: Aaron Rodgers vs. Green Bay 12/17/17
Playoffs: Russell Wilson vs. Seattle 1/17/16

4 TOUCHDOWN PASSES IN A GAME BY A PLAYER

By Panthers: Cam Newton vs. Green Bay 12/17/17
Playoffs: Has never happened
By Opponents: Drew Brees at New Orleans 10/16/16
Playoffs: Has never happened

5 TOUCHDOWN PASSES IN A GAME BY A PLAYER

By Panthers: Cam Newton at New York Giants 12/20/15
Playoffs: Has never happened
By Opponents: Drew Brees at New Orleans 1/1/12
Playoffs: Has never happened

100 YARDS RECEIVING IN A GAME BY A PLAYER

By Panthers: 102, Christian McCaffrey at Atlanta 9/16/18
Playoffs: 107, Greg Olsen and 101, Christian McCaffrey at New Orleans 1/7/18
By Opponents: 138, Zach Ertz at Philadelphia 10/21/18
Playoffs: 110, Jermaine Kearse vs. Seattle 1/17/16

200 YARDS RECEIVING IN A GAME BY A PLAYER

By Panthers: 201, Steve Smith vs. Minnesota 10/30/05
Playoffs: 218, Steve Smith at Chicago 1/15/06
By Opponents: 300, Julio Jones at Atlanta 10/2/16
Playoffs: Has never happened

100 YARDS RECEIVING IN A GAME BY TWO PLAYERS

By Panthers: 122, Greg Olsen and 108, Kelvin Benjamin vs. San Francisco 9/18/16
Playoffs: 107, Greg Olsen and 101, Christian McCaffrey at New Orleans 1/7/18
By Opponents: 146, Robby Anderson and 105, J. Kearse at New York Jets 11/26/17
Playoffs: Has never happened

100 YARDS RECEIVING IN A GAME BY TWO PLAYERS AND 100 YARDS RUSHING BY A PLAYER

By Panthers: 122, Greg Olsen and 108, Kelvin Benjamin; and 100, Fozzy Whittaker vs. San Francisco 9/18/16
Playoffs: 135, Steve Smith and 103, Muhsin Muhammad vs. Dallas 1/3/04 and 104, Stephen Davis
By Opponents: Has never happened
Playoffs: Has never happened

100 YARDS RECEIVING IN A GAME BY TWO PLAYERS, 100 YARDS RUSHING BY A PLAYER AND 300 YARDS PASSING BY A PLAYER IN A GAME

By Panthers: 122, Greg Olsen and 108, Kelvin Benjamin; 100, Fozzy Whittaker; and 353, Cam Newton vs. San Francisco 9/18/16
Playoffs: Has never happened
By Opponents: Chris Carter (138) and Randy Moss (106) receiving; Robert Smith (103) rushing; and Daunte Culpepper (357) passing at Minnesota 11/19/00
Playoffs: Has never happened

3 TOUCHDOWN RECEPTIONS IN A GAME BY A PLAYER

By Panthers: Steve Smith vs. Houston 9/16/07
Playoffs: Has never happened
By Opponents: Hakeem Nicks at New York Giants 9/12/10
Playoffs: Has never happened

100 YARDS RUSHING IN A GAME BY A PLAYER

By Panthers: 184, Christian McCaffrey vs. Cincinnati 9/23/18
Playoffs: 106, Jonathan Stewart vs. Seattle 1/17/16
By Opponents: 107, Tevin Coleman at Atlanta 9/16/18
Playoffs: 132, Shaun Alexander at Seattle 1/22/06

100 YARDS RUSHING IN A GAME BY TWO PLAYERS

By Panthers: 152, DeAngelo Williams and 110, Jonathan Stewart at Tampa Bay 10/18/09
Playoffs: Has never happened
By Opponents: 147, Le'Veon Bell and 118, LeGarrette Blount vs. Pittsburgh 9/21/14
Playoffs: Has never happened

100 YARDS RUSHING IN A GAME BY TWO PLAYERS AND 100 YARDS RECEIVING BY A PLAYER

By Panthers: 186, DeAngelo Williams and 115, Jonathan Stewart and 117, Steve Smith vs. Tampa Bay 12/8/08
Playoffs: Has never happened
By Opponents: Has never happened
Playoffs: Has never happened

200 YARDS RUSHING IN A GAME BY A PLAYER

By Panthers: 210, DeAngelo Williams at New Orleans 12/30/12
Playoffs: Has never happened
By Opponents: 205, Matt Forte at Chicago 10/2/11
Playoffs: Has never happened

3 TOUCHDOWNS RUSHING IN A GAME BY A PLAYER

By Panthers: Jonathan Stewart vs. Minnesota 12/10/17
Playoffs: Has never happened
By Opponents: Michael Turner vs. Atlanta 12/12/10
Playoffs: Has never happened

4 TOUCHDOWNS RUSHING IN A GAME BY A PLAYER

By Panthers: DeAngelo Williams at NY Giants 12/21/08
Playoffs: Has never happened
By Opponents: Michael Turner at Atlanta 11/23/08
Playoffs: Has never happened

2 INTERCEPTIONS IN A GAME BY A PLAYER

By Panthers: Donte Jackson vs. Cincinnati 9/23/18
Playoffs: Kurt Coleman vs. Arizona 1/24/16
By Opponents: Robert Alford at Atlanta 10/2/16
Playoffs: Has never happened

3 INTERCEPTIONS IN A GAME BY A PLAYER

By Panthers: Deon Grant at Minnesota 9/22/02
Playoffs: Ricky Manning at Philadelphia 1/18/04
By Opponents: Has never happened
Playoffs: Has never happened

3 OR MORE SACKS IN A GAME BY A PLAYER

By Panthers: 3, Star Lotulelei vs. Arizona 10/30/16
Playoffs: 3, Kony Ealy vs. Denver 2/7/16
By Opponents: 3, Everson Griffen vs. Minnesota 9/25/16
Playoffs: Has never happened

PUNT RETURNED FOR A TOUCHDOWN IN A GAME BY A PLAYER

By Panthers: 60, Kaelin Clay at New York Jets 11/26/17
Playoffs: 59, Steve Smith at Seattle 1/22/06
By Opponents: 54, Marcus Sherels vs. Minnesota 9/25/16
Playoffs: Has never happened

2 PUNTS RETURNED FOR A TOUCHDOWN IN A GAME BY A PLAYER

By Panthers: 87, 61 Steve Smith vs. Cincinnati 12/8/02
Playoffs: Has never happened
By Opponents: 82, 75 Darrien Gordon at Denver 11/9/97
Playoffs: Has never happened

KICKOFF RETURNED FOR A TOUCHDOWN IN A GAME BY A PLAYER

By Panthers: 103, Damiere Byrd vs. Tampa Bay 12/24/17
Playoffs: Has never happened
By Opponents: 99, Andre Roberts vs. Washington 11/22/15
Playoffs: Has never happened

INTERCEPTION RETURNED FOR A TOUCHDOWN IN A GAME BY A PLAYER

By Panthers: 8, Kurt Coleman at Atlanta 10/2/16
Playoffs: 22, Luke Kuechly vs. Arizona 1/24/16
By Opponents: 76, Eddie Jackson at Chicago 10/22/17
Playoffs: 90, Kam Chancellor at Seattle 1/10/15

FUMBLE RETURNED FOR A TOUCHDOWN IN A GAME BY A PLAYER

By Panthers: Colin Jones vs. New York Giants, 10/7/18
Playoffs: Has never happened
By Opponents: Eddie Jackson at Chicago 10/22/17
Playoffs: Malik Jackson vs. Denver 2/7/16

TWO DEFENSIVE RETURNS FOR TOUCHDOWN IN A GAME

By Panthers: Kurt Coleman 36-yard interception return, Luke Kuechly 32-yard interception return at Dallas 11/26/15
Playoffs: Has never happened
By Opponents: Eddie Jackson 75-yard fumble return, Eddie Jackson 76-yard interception return at Chicago 10/22/17
Playoffs: Has never happened

PUNT BLOCKED

By Panthers: Jason Williams blocks Ryan Quigley vs. New York Jets 12/15/13
Playoffs: Has never happened
By Opponents: Adam Thielen blocks Brad Nortman, returned for touchdown and Jasper Brinkley blocks Brad Nortman, returned for touchdown by Everson Griffen at Minnesota 11/30/14
Playoffs: Has never happened

PUNT BLOCKED FOR A TOUCHDOWN

By Panthers: Michael Bates blocks Matt Turk recovered by Dwight Stone in end zone vs. Washington 12/13/98
Playoffs: Has never happened
By Opponents: Adam Thielen blocks Brad Nortman, returned for touchdown and Jasper Brinkley blocks Brad Nortman, returned for touchdown by Everson Griffen at Minnesota 11/30/14
Playoffs: Has never happened

PUNT BLOCKED FOR A SAFETY

By Panthers: Greg Hardy blocks Matt Dodge punt out of end zone at New York Giants 9/12/10
Playoffs: Has never happened
By Opponents: Has never happened
Playoffs: Has never happened

PAT KICK MISSED

By Panthers: Graham Gano at Philadelphia 10/21/18
Playoffs: John Kasay at Chicago 1/15/06
By Opponents: Dustin Hopkins at Washington 12/19/16
Playoffs: Has never happened

PAT KICK BLOCKED

By Panthers: Julius Peppers blocks Matt Bryant kick vs. Tampa Bay 12/8/08
Playoffs: Has never happened
By Opponents: William Gholston blocks Graham Gano kick vs. Tampa Bay 12/24/17
Playoffs: Has never happened

BLOCKED PAT RETURNED FOR TWO POINT CONVERSION

By Panthers: Has never happened
Playoffs: Has never happened
By Opponents: Stephone Anthony returns Graham Gano PAT attempt blocked by Kevin Williams at New Orleans 12/06/15
Playoffs: Has never happened

SAFETY SCORED

By Panthers: Philip Rivers sacked in the end zone by Mario Addison vs. San Diego 12/11/16
Playoffs: Has never happened
By Opponents: Cam Newton sacked in the end zone by Danielle Hunter vs. Minnesota 9/25/16
Playoffs: Brad Nortman tackled in the end zone by Justin Bethel vs. Arizona 1/3/15

SHUTOUT SCORED IN A GAME

By Panthers: 38-0 vs. Atlanta Falcons 12/13/15
Playoffs: 23-0 at New York Giants 1/8/06
By Opponents: 41-0 vs. Atlanta 11/24/02
Playoffs: Has never happened

FIELD GOAL BLOCKED

By Panthers: Kawann Short blocks Connor Barth's 52-yard field goal attempt at Chicago
Playoffs: Shane Burton blocks Adam Vinatieri 36-yard field goal attempt at New England 2/1/04
By Opponents: Dominique Rodgers-Cromartie blocks Graham Gano's 34-yard field goal attempt at New York Giants 12/20/15
Playoffs: Has never happened

BLOCKED FIELD GOAL RETURNED FOR TOUCHDOWN

By Panthers: Doug Evans returns John Carney 37-yard field goal 54 yards vs. San Diego 12/17/00 (kick blocked by Jay Williams)
Playoffs: Has never happened
By Opponents: Aeneas Williams returns John Kasay 37-yard field goal 72 yards vs. Arizona 11/19/95 (kick blocked by Seth Joyner)
Playoffs: Has never happened

TWO POINT ATTEMPT MADE

By Panthers: Cam Newton pass to Jarius Wright at Philadelphia 10/21/18
Playoffs: Cam Newton pass to Mike Tolbert vs. Arizona 1/24/16
By Opponents: Eli Manning pass to Rhett Ellison vs. New York Giants, 10/7/18
Playoffs: Peyton Manning pass to Bennie Fowler vs. Denver 1/7/16

TWO POINT ATTEMPT FAILED

By Panthers: Bobbled snap vs. Dallas ruled failed conversion 9/9/18
Playoffs: Jake Delhomme pass attempt failed vs. Arizona 1/10/08
By Opponents: Philip Rivers pass attempt failed vs. San Diego 12/11/16
Playoffs: Troy Aikman pass incomplete vs. Dallas 1/5/97

40 POINTS SCORED IN A GAME

By Panthers: 45, vs. Miami 11/13/17
Playoffs: 49, vs. Arizona 1/24/16
By Opponents: 40, at Seattle 12/4/16
Playoffs: Has never happened

50 POINTS SCORED IN A GAME

By Panthers: 52, vs. Cincinnati 12/8/02
Playoffs: Has never happened
By Opponents: 52, at Oakland 12/24/00
Playoffs: Has never happened

ALL-TIME CAREER SCORERS

SCORING	YEARS	TD	TDr	TDp	TDrt	FG	ATT	PAT	ATT	2pt.	S	PTS
Kasay, John	1995-2010	0	0	0	0	351 -	424	429 -	438	0	0	1482
Gano, Graham	2012-2018	0	0	0	0	159 -	185	229 -	241	0	0	706
Smith, Steve	2001-13	75	2	67	6	0 -	0	0 -	0	2	0	454
Stewart, Jonathan	2008-2017	58	51	7	0	0 -	0	0 -	0	0	0	348
Newton, Cam	2011-2018	57	57	0	0	0 -	0	0 -	0	2	0	346
Williams, DeAngelo	2006-2014	53	46	7	0	0 -	0	0 -	0	2	0	322
Muhammad, Muhsin	1996-2004; 2008-09	50	0	50	0	0 -	0	0 -	0	2	0	304
Walls, Wesley	1996-2002	44	0	44	0	0 -	0	0 -	0	0	0	264
Olsen, Greg	2011-2018	34	0	34	0	0 -	0	0 -	0	2	0	208
Funchess, Devin	2015-2018	20	0	20	0	0 -	0	0 -	0	1	0	122
Davis, Stephen	2003-2005	20	20	0	0	0 -	0	0 -	0	0	0	120
Ginn Jr., Ted	2013, 2015-2016	19	0	19	0	0 -	0	0 -	0	0	0	114
Tolbert, Mike	2012-2016	19	13	6	0	0 -	0	0 -	0	0	0	114
Mare, Olindo	2011	0	0	0	0	22 -	28	44 -	45	0	0	110
Benjamin, Kelvin	2014-2017	18	0	18	0	0 -	0	0 -	0	0	0	108
Biakabutuka, Tshimanga	1996-2001	17	14	3	0	0 -	0	0 -	0	0	0	102
Nedney, Joe	2000	0	0	0	0	26 -	28	20 -	20	0	0	98
Foster, DeShaun	2002-2007	14	10	4	0	0 -	0	0 -	0	0	0	84
Carrier, Mark	1995-1998	13	0	13	0	0 -	0	0 -	0	0	0	78
LaFell, Brandon	2010-2013	13	0	13	0	0 -	0	0 -	0	0	0	78
Lane, Fred	1997-1999	13	13	0	0	0 -	0	0 -	0	0	0	78
Jeffers, Patrick	1999-2001	12	0	12	0	0 -	0	0 -	0	0	0	72
Ismail, Raghib	1996-1998	11	1	10	0	0 -	0	0 -	0	0	0	66
Graham, Shayne	2002	0	0	0	0	13 -	18	21 -	21	0	0	60
Goings, Nick	2001-2008	9	6	3	0	0 -	0	0 -	0	1	0	56
Johnson, Anthony	1995-1999	9	7	2	0	0 -	0	0 -	0	1	0	56
Floyd, William	1998-2000	9	7	2	0	0 -	0	0 -	0	0	0	54
Green, Willie	1995-1996	9	0	9	0	0 -	0	0 -	0	0	0	54
Hoover, Brad	2000-2009	9	3	6	0	0 -	0	0 -	0	0	0	54
King, Jeff	2006-2010	9	0	9	0	0 -	0	0 -	0	0	0	54
Mangum, Kris	1997-2006	9	0	9	0	0 -	0	0 -	0	0	0	54
Brown, Corey	2014-2016	8	0	7	1	0 -	0	0 -	0	0	0	48
Carter, Drew	2004-2007	8	0	8	0	0 -	0	0 -	0	0	0	48
McCaffrey, Christian	2017-2018	8	2	6	0	0 -	0	0 -	0	0	0	48
Proehl, Ricky	2003-2005	8	0	8	0	0 -	0	0 -	0	0	0	48
Cunningham, Richie	1999-2000	0	0	0	0	8 -	10	22 -	23	0	0	46
Colbert, Keary	2004-2007	7	0	7	0	0 -	0	0 -	0	1	0	44
Medlock, Justin	2012	0	0	0	0	7 -	10	23 -	23	0	0	44
Hayes, Donald	1998-2001	7	0	7	0	0 -	0	0 -	0	0	0	42
Smith, Lamar	2002	7	7	0	0	0 -	0	0 -	0	0	0	42
Dickson, Ed	2014-2017	6	0	5	1	0 -	0	0 -	0	0	0	36
Weinke, Chris	2001-2006	6	6	0	0	0 -	0	0 -	0	0	0	36
Bates, Michael	1996-2000	5	0	0	5	0 -	0	0 -	0	0	0	30
Brown, Dee	2002	5	4	1	0	0 -	0	0 -	0	0	0	30
Delhomme, Jake	2003-2009	5	5	0	0	0 -	0	0 -	0	0	0	30
Johnson, Keyshawn	2006	5	1	4	0	0 -	0	0 -	0	0	0	30
Munnerlyn, Captain	2009-13; 2017-18	5	0	0	5	0 -	0	0 -	0	0	0	30
Rosario, Dante	2007-2010	5	0	5	0	0 -	0	0 -	0	0	0	30
Collins, Kerry	1995-1998	4	4	0	0	0 -	0	0 -	0	2	0	28
Cotchery, Jerricho	2014-2015	4	0	4	0	0 -	0	0 -	0	1	0	26
Artis-Payne, Cameron	2015-2018	4	4	0	0	0 -	0	0 -	0	0	0	24
Byrd, Isaac	2000-2002	4	0	4	0	0 -	0	0 -	0	0	0	24
Carruth, Rae	1997-1999	4	0	4	0	0 -	0	0 -	0	0	0	24
Griffith, Howard	1995-1996	4	2	2	0	0 -	0	0 -	0	0	0	24
Minter, Mike	1997-2006	4	0	0	4	0 -	0	0 -	0	0	0	24
Moore, Derrick	1995	4	4	0	0	0 -	0	0 -	0	0	0	24

Shockey, Jeremy	2011	4	0	4	0	0	-	0	0	-	0	0	0	24
Whittaker, Fozzy	2014-2018	4	2	2	0	0	-	0	0	-	0	0	0	24
Beuerlein, Steve	1996-2000	3	3	0	0	0	-	0	0	-	0	1	0	20
Gamble, Chris	2004-2012	3	0	0	3	0	-	0	0	-	0	0	0	18
Gettis, David	2010-13	3	0	3	0	0	-	0	0	-	0	0	0	18
Goodson, Mike	2009-2011	3	3	0	0	0	-	0	0	-	0	0	0	18
Greene, Scott	1996-1997	3	1	2	0	0	-	0	0	-	0	0	0	18
Hetherington, Chris	1999-2001	3	2	1	0	0	-	0	0	-	0	0	0	18
Huntley, Richard	2001	3	2	1	0	0	-	0	0	-	0	0	0	18
Metzelaars, Pete	1995	3	0	3	0	0	-	0	0	-	0	0	0	18
Peppers, Julius	2002-09; 2017-18	3	0	0	3	0	-	0	0	-	0	0	0	18
Byrd, Damiere	2016-2018	3	0	2	1	0	-	0	0	-	0	0	0	18
Seidman, Mike	2003-2006	2	0	2	0	0	-	0	0	-	0	1	0	14
Coleman, Kurt	2015-2017	2	0	0	2	0	-	0	0	-	0	0	0	12
Crawford, Casey	2000-2001	2	0	1	1	0	-	0	0	-	0	0	0	12
Davis, Eric	1996-2000	2	0	0	2	0	-	0	0	-	0	0	0	12
Evans, Doug	1998-2001	2	0	0	2	0	-	0	0	-	0	0	0	12
Fauria, Christian	2007	2	0	2	0	0	-	0	0	-	0	0	0	12
Gaines, Michael	2004-2006	2	2	0	0	0	-	0	0	-	0	0	0	12
Guliford, Eric	1995	2	0	1	1	0	-	0	0	-	0	0	0	12
Kinchen, Brian	1999-2000	2	0	2	0	0	-	0	0	-	0	0	0	12
Kuechly, Luke	2012-2018	2	0	0	2	0	-	0	0	-	0	0	0	12
Manning, Jr., Ricky	2003-2005	2	0	0	2	0	-	0	0	-	0	0	0	12
Marshall, Richard	2006-2010	2	0	0	2	0	-	0	0	-	0	0	0	12
Mills, Sam	1995-1997	2	0	0	2	0	-	0	0	-	0	0	0	12
Murphy, Louis	2012	2	0	1	1	0	-	0	0	-	0	0	0	12
Norman, Josh	2011-2015	2	0	0	2	0	-	0	0	-	0	0	0	12
Pilares, Kealoha	2011-2012	2	0	1	1	0	-	0	0	-	0	0	0	12
Samuel, Curtis	2017-2018	2	1	1	0	0	-	0	0	-	0	0	0	12
Smith, Torrey	2018	2	0	2	0	0	-	0	0	-	0	0	0	12
Wiggins, Jermaine	2002	2	0	2	0	0	-	0	0	-	0	0	0	12
Chandler, Jeff	2004	0	0	0	0	0	-	2	8	-	8	0	0	8
Christian, Bob	1995-1996	1	0	1	0	0	-	0	0	-	0	2	0	8
Davis, Thomas	2005-2018	0	0	0	1	0	-	0	0	-	0	0	1	8
Stone, Dwight	1995-1998	1	0	0	1	0	-	0	0	-	0	0	1	8
Sauerbrun, Todd	2001-2004	0	0	0	0	1	-	1	4	-	4	0	0	7
Anderson, C.J.	2018	1	0	1	0	0	-	0	0	-	0	0	0	6
Anderson, Rashard	2000-2001	1	0	0	1	0	-	0	0	-	0	0	0	6
Armah, Alex	2017-2018	1	1	0	0	0	-	0	0	-	0	0	0	6
Avant, Jason	2014	1	0	1	0	0	-	0	0	-	0	0	0	6
Barnidge, Gary	2008-12	1	0	1	0	0	-	0	0	-	0	0	0	6
Beebe, Don	1995	1	0	1	0	0	-	0	0	-	0	0	0	6
Bennett, Brandon	2004	1	1	0	0	0	-	0	0	-	0	0	0	6
Bersin, Brenton	2014-2017	1	0	1	0	0	-	0	0	-	0	0	0	6
Boston, Tre	2014-2016	1	0	0	1	0	-	0	0	-	0	0	0	6
Brockel, Richie	2011-2015	1	1	0	0	0	-	0	0	-	0	0	0	6
Broughton, Luther	1997-1998	1	0	1	0	0	-	0	0	-	0	0	0	6
Clay, Kaelin	2017	1	0	0	1	0	-	0	0	-	0	0	0	6
Florence, Drayton	2013	1	0	0	1	0	-	0	0	-	0	0	0	6
Gardner, Rod	2005	1	0	1	0	0	-	0	0	-	0	0	0	6
Godfrey, Charles	2008-2014	1	0	0	1	0	-	0	0	-	0	0	0	6
Greene, Kevin	1996; 1998-1999	1	0	0	1	0	-	0	0	-	0	0	0	6
Harper, Roman	2014-2015	1	0	0	1	0	-	0	0	-	0	0	0	6
Hitchcock, Jimmy	2000-2001	1	0	0	1	0	-	0	0	-	0	0	0	6
Hixon, Domenik	2013	1	0	1	0	0	-	0	0	-	0	0	0	6
Jarrett, Dwayne	2007-2010	1	0	1	0	0	-	0	0	-	0	0	0	6
Jones, Colin	2012-2018	1	0	0	1	0	-	0	0	-	0	0	0	6
King, Shawn	1996-1998	1	0	0	1	0	-	0	0	-	0	0	0	6
Kragen, Greg	1995-1997	1	0	0	1	0	-	0	0	-	0	0	0	6
Lucas, Ken	2005-2008	1	0	0	1	0	-	0	0	-	0	0	0	6

McKyer, Tim	1995	1	0	0	1	0	-	0	0	-	0	0	0	6
Mills, Ernie	1997	1	0	1	0	0	-	0	0	-	0	0	0	6
Moore, DJ	2018	1	0	1	0	0	-	0	0	-	0	0	0	6
Moorehead, Kindal	2003-07	1	0	0	1	0	-	0	0	-	0	0	0	6
Naanee, Legedu	2011	1	0	1	0	0	-	0	0	-	0	0	0	6
Ogbonnaya, Chris	2014	1	1	0	0	0	-	0	0	-	0	0	0	6
Oliver, Winslow	1996-1998	1	0	0	1	0	-	0	0	-	0	0	0	6
Philyaw, Dino	1995-1996	1	1	0	0	0	-	0	0	-	0	0	0	6
Robertson, Jamal	2004-2005	1	1	0	0	0	-	0	0	-	0	0	0	6
Shepard, Russell	2017	1	0	1	0	0	-	0	0	-	0	0	0	6
Smart, Rod	2002-2005	1	0	0	1	0	-	0	0	-	0	0	0	6
Thompson, Shaq	2015-2018	1	0	0	1	0	-	0	0	-	0	0	0	6
Uwaezuoke, Iheanyi	2000	1	0	0	1	0	-	0	0	-	0	0	0	6
Vaughan, Josh	2010-2011	1	1	0	0	0	-	0	0	-	0	0	0	6
Wallace, Al	2002-2006	1	0	0	1	0	-	0	0	-	0	0	0	6
Wesley, Dante	2002-05; 2007-09	1	0	0	1	0	-	0	0	-	0	0	0	6
White, Melvin	2013-2014	1	0	0	1	0	-	0	0	-	0	0	0	6
Witherspoon, Will	2002-2005	1	0	0	1	0	-	0	0	-	0	0	0	6
Workman, Vince	1995	1	1	0	0	0	-	0	0	-	0	0	0	6
Wright, Jarius	2018	1	0	1	0	0	-	0	0	-	0	0	0	6
Hardy, Greg	2010-2014	0	0	0	0	0	-	0	0	-	0	0	2	4
Hilbert, Jon	2002	0	0	0	0	0	-	2	3	-	3	0	0	3
Addison, Mario	2012-2018	0	0	0	0	0	-	0	0	-	0	0	1	2
Applewhite, Antwan	2011-2012	0	0	0	0	0	-	0	0	-	0	0	1	2
Onatolu, Kenny	2012	0	0	0	0	0	-	0	0	-	0	0	1	2
Rasby, Walter	1995-1997	0	0	0	0	0	-	0	0	-	0	1	0	2
Rucker, Mike	1999-2007	0	0	0	0	0	-	0	0	-	0	0	1	2
Thomas, Hollis	2009	0	0	0	0	0	-	0	0	-	0	0	1	2
TOTALS		872	313	487	73	587	-	708	803	-	826	22	9	7862

ALL-TIME CAREER PASSERS

PASSING YARDS	YEARS	ATT	CMP	PCT	YDS	TD	INT	SACK	YDS LOST	Rtg	300yd
Newton, Cam	2011-2018	3,629	2,138	58.9%	26,501	169	98	266	2,008	85.9	17
Delhomme, Jake	2003-2009	2,669	1,580	59.2%	19,258	120	89	154	1,158	82.6	11
Beuerlein, Steve	1996-2000	1,723	1,041	60.4%	12,690	86	50	191	1,109	87.7	8
Collins, Kerry	1995-1998	1,340	694	51.8%	8,306	47	54	79	515	66.0	5
Weinke, Chris	2001-2006	687	373	54.3%	3,800	14	26	42	267	61.4	2
Peete, Rodney	2002-2004	392	228	58.2%	2,652	15	14	34	212	76.6	3
Moore, Matt	2007-2010	392	227	57.9%	2,640	16	17	28	208	73.9	1
Clausen, Jimmy	2010-2012	299	157	52.5%	1,558	3	9	33	223	58.4	0
Anderson, Derek	2011-2017	168	111	66.1%	1,265	7	5	4	17	90.0	0
Testaverde, Vinny	2007	172	94	54.7%	952	5	6	9	46	65.8	0
Carr, David	2007	136	73	53.7%	635	3	5	13	74	58.3	0
Reich, Frank	1995	84	37	44.0%	441	2	2	12	100	58.7	1
St. Pierre, Brian	2010	28	13	46.4%	173	1	2	3	23	48.7	0
Fasani, Randy	2002	44	15	34.1%	171	0	4	7	60	8.8	0
Lytle, Matt	2001	30	17	56.7%	133	1	3	3	24	39.3	0
Lewis, Jeff	1999-2000	35	18	51.4%	131	0	1	8	57	48.6	0
Trudeau, Jack	1995	17	11	64.7%	100	0	3	2	8	40.9	0
Basanez, Brett	2006-2008	11	6	54.5%	56	0	1	0	0	30.9	0
Pike, Tony	2010	12	6	50.0%	47	0	0	1	10	60.1	0
Guliford, Eric	1995	2	1	50.0%	46	0	1	0	0	56.3	0
Craig, Dameyune	2001	8	4	50.0%	34	0	0	2	15	61.5	0
Naanee, Legedu	2011	1	1	100.0%	27	0	0	0	0	118.8	0
Edwards, Armanti	2010-2013	3	2	66.7%	11	0	0	0	0	72.9	0
McCown, Josh	2008-2009	6	1	16.7%	2	0	0	1	6	39.6	0
Bono, Steve	1999	1	0	0.0%	0	0	0	0	0	39.6	0
Brown, Dee	2001-2002	1	0	0.0%	0	0	1	0	0	0.0	0
Floyd, William	1998-2000	1	0	0.0%	0	0	1	0	0	0.0	0
Foster, DeShaun	2002-2005	1	0	0.0%	0	0	0	0	0	39.6	0
Huntley, Richard	2001	1	0	0.0%	0	0	0	1	0	39.6	0
Johnson, Keyshawn	2006	1	0	0.0%	0	0	1	0	0	0.0	0
LaFell, Brandon	2010-2013	1	0	0.0%	0	0	0	0	0	39.6	0
Palardy, Michael	2017-2018	1	0	0.0%	0	0	0	0	0	39.6	0
Proehl, Ricky	2003-2004	1	0	0.0%	0	0	0	0	0	39.6	0
Sauerbrun, Todd	2001-2004	1	0	0.0%	0	0	0	0	0	39.6	0
Smith, Steve	2001-2013	1	0	0.0%	0	0	0	0	0	39.6	0
Walter, Ken	1997-2000	2	0	0.0%	0	0	0	0	0	39.6	0
Workman, Vince	1995	1	0	0.0%	0	0	0	0	0	39.6	0
TOTAL		11,902	6,848	57.5%	81,629	489	393	893	6,140	78.6	48

TEAM YEAR BY YEAR	1995	537	263	49.0%	3,304	16	25	38	258	59.1	3
	1996	487	273	56.1%	3,333	22	11	36	250	83.0	1
	1997	534	289	54.1%	3,156	17	24	44	311	63.7	1
	1998	507	292	57.6%	3,624	25	18	54	302	81.5	1
	1999	575	345	60.0%	4,447	36	15	51	286	94.3	4
	2000	566	340	60.1%	3,850	19	19	69	382	77.7	4
	2001	579	314	54.2%	3,098	12	22	32	216	60.7	1
	2002	464	255	55.0%	2,981	15	22	44	287	65.7	3
	2003	460	270	58.7%	3,238	19	16	26	188	79.6	2
	2004	536	311	58.0%	3,889	29	15	33	246	87.0	4

2005	449	269	59.9%	3,485	25	16	28	214	88.1	1
2006	539	325	60.3%	3,486	19	17	32	222	77.9	2
2007	505	285	56.4%	2,941	19	17	33	206	71.9	1
2008	414	246	59.4%	3,288	15	12	20	130	84.7	0
2009	465	264	56.8%	3,070	16	20	33	271	70.5	2
2010	484	256	52.9%	2,635	9	21	50	346	57.0	1
2011	519	312	60.1%	4,089	21	17	35	260	84.9	3
2012	490	284	58.0%	3,927	19	12	36	244	86.5	3
2013	473	292	61.7%	3,379	24	13	43	336	88.8	1
2014	545	327	60.0%	3,828	23	12	42	317	86.2	1
2015	501	300	59.9%	3,873	35	10	33	284	99.2	3
2016	563	306	54.4%	3,962	21	19	36	277	75.1	3
2017	501	293	58.5%	3,319	22	16	35	242	79.7	2
2018	209	137	65.6%	1,427	11	4	10	65	94.7	1
TOTAL	11,902	6,848	57.5%	81,629	489	393	893	6,140	78.6	48

ALL-TIME CAREER RUSHERS

RUSHING YARDS	YEARS	RSH	YDS	AVG	LONG	TDs	100-yd. gms.
Stewart, Jonathan	2008-2017	1,699	7,318	4.3	69t	51	16
Williams, DeAngelo	2006-2014	1,432	6,846	4.8	77	46	18
Newton, Cam	2011-2018	880	4,577	5.2	72t	57	3
Foster, DeShaun	2002-2007	851	3,336	3.9	71	10	7
Biakabutuka, Tshimanga	1996-2001	611	2,530	4.1	67t	14	7
Davis, Stephen	2003-2005	522	2,085	4.0	40	20	7
Lane, Fred	1997-1999	502	2,001	4.0	50	13	6
Johnson, Anthony	1995-1999	482	1,795	3.7	29	7	6
Goings, Nick	2001-2008	400	1,470	3.7	57t	6	5
Tolbert, Mike	2012-2016	289	992	3.4	29	13	0
Hoover, Brad	2000-2009	284	961	3.4	35	3	1
Moore, Derrick	1995	195	740	3.8	53t	4	2
Smith, Lamar	2002	209	737	3.5	59	7	1
Huntley, Richard	2001	165	665	4.0	25	2	1
McCaffrey, Christian	2017-2018	167	629	3.8	40	2	1
Whittaker, Fozzy	2014-2018	121	536	4.4	25	2	1
Goodson, Mike	2009-2011	125	501	4.0	45	3	2
Artis-Payne, Cameron	2015-2018	99	422	4.3	43	4	0
Smith, Steve	2001-2013	57	387	6.8	39	2	0
Brown, Dee	2002	102	360	3.5	24	4	1
Beuerlein, Steve	1996-2000	109	305	2.8	20	3	0
Delhomme, Jake	2003-2009	152	260	1.7	13	5	0
Collins, Kerry	1995-1998	107	217	2.0	21	4	0
Griffith, Howard	1995-1996	77	204	2.6	15	2	0
Ginn Jr., Ted	2013, 2015-2016	22	187	8.5	43	0	0
Oliver, Winslow	1996-1998	48	183	3.8	16	0	0
Floyd, William	1998-2000	79	182	2.3	16	7	0
Christian, Bob	1995-1996	41	158	3.9	17	0	0
Greene, Scott	1996-1997	45	157	3.5	10t	1	0
Ismail, Raghib	1996-1998	15	154	10.3	36	1	0
Weinke, Chris	2001-2006	54	148	2.7	23	6	0
Brown, Corey	2014-2016	16	139	8.7	28	0	0
Sutton, Tyrell	2009-2010	25	139	5.6	32	0	0
Workman, Vince	1995	35	139	4.0	14	1	0
LaFell, Brandon	2010-2013	6	110	18.3	60	0	0
Fasani, Randy	2002	18	95	5.3	19	0	0
Thomas, Blair	1995	22	90	4.1	13	0	0
Hetherington, Chris	1999-2001	30	84	2.8	14	2	0
Reaves, Darrin	2014	31	78	2.5	9	0	0
Anderson, C.J.	2018	14	75	5.4	22	0	0
Samuel, Curtis	2017-2018	6	73	12.2	31	1	0
Muhammad, Muhsin	1996-2004	11	64	5.8	20	0	0
Baldwin, Randy	1995	23	61	2.7	9	0	0
Smart, Rod	2002-2005	27	61	2.3	6	0	0
Carr, David	2007	17	59	3.5	15	0	0
Clausen, Jimmy	2010-2012	23	57	2.5	11	0	0
Harris, Joey	2004	15	53	3.5	19	0	0
Ogbonnaya, Chris	2014	14	50	3.6	9	1	0
Moore, DJ	2018	4	46	11.5	18	0	0
Robertson, Jamal	2004-2005	14	41	2.9	11	1	0
Philyaw, Dino	1996	12	38	3.2	8	1	0

Lewis, Jeff	1999-2000	12	37	3.1	19	0	0
Wright, Jarius	2018	1	34	34.0	34	0	0
Vaughan, Josh	2010-2011	10	31	3.1	9	1	0
Carruth, Rae	1996-1999	7	27	3.9	6	0	0
Clay, Kaelin	2017	2	27	13.5	29	0	0
Moore, Matt	2007-2010	20	27	1.4	8	0	0
Bates, Michael	1996-2000	8	25	3.1	12	0	0
Craig, Dameyune	1999-2001	5	24	4.8	13	0	0
Shelton, Eric	2005-2006	8	23	2.9	9	0	0
Anderson, Derek	2011-2017	25	22	0.9	8	0	0
Fiammetta, Tony	2009-2010	7	22	3.1	11	0	0
Testaverde, Vinny	2007	9	22	2.4	16	0	0
Metcalf, Eric	1999	2	20	10.0	17	0	0
Montgomery, Joe	2002	7	20	2.9	5	0	0
Shepard, Russell	2017	2	19	9.5	11	0	0
Carter, Drew	2004-2007	2	18	9.0	11	0	0
Bennett, Brandon	2004	6	17	2.8	11	1	0
Pilares, Kealoha	2011-2012	1	17	17.0	5	0	0
Cotchery, Jerricho	2014-2015	1	16	16.0	16	0	0
Jeffers, Patrick	1999-2001	2	16	8.0	23	0	0
Adams, Joe	2012	3	13	4.3	5	0	0
Brockel, Richie	2011-2015	4	13	3.3	7t	1	0
Peete, Rodney	2002-2004	23	13	0.6	10	0	0
Byrd, Damiere	2016-2018	1	12	12.0	12	0	0
Edwards, Armanti	2010-2013	2	12	6.0	7	0	0
Hoard, Leroy	1996	5	11	2.2	5	0	0
Jarrett, Dwayne	2007-2010	1	11	11.0	11	0	0
Felton, Jerome	2011	3	10	3.3	4	0	0
Armah, Alex	2017-2018	3	9	3.0	4	1	0
Stone, Dwight	1995-1998	2	9	4.5	6	0	0
Lytle, Matt	2001	2	8	4.0	4	0	0
Barner, Kenjon	2013	6	7	1.2	2	0	0
Colbert, Kerry	2004-2007	1	6	6.0	6	0	0
Senn, Jordan	2010-2013	1	5	5.0	5	0	0
Smith, Armond	2012-2013	7	5	0.7	5	0	0
Johnson, Keyshawn	2006	1	4	4.0	4	1	0
Haynes, Alex	2007	3	3	1.0	3	0	0
Murphy, Louis	2012	1	3	3.0	3	0	0
Reich, Frank	1995	1	3	3.0	3	0	0
Basanez, Brett	2006	1	2	2.0	2	0	0
Gettis, David	2010-2012	3	2	0.7	19	0	0
Guliford, Eric	1995	2	2	1.0	1	0	0
Avant, Jason	2014	1	1	1.0	1	0	0
Green, Willie	1995-1996	1	1	1.0	1	0	0
Proehl, Ricky	2003-2005	2	1	0.5	9	0	0
Baker, Jason	2005-2011	1	0	0.0	0	0	0
Poole, Tauren	2014	1	0	0.0	0	0	0
Sauerbrun, Todd	2001-2004	1	0	0.0	0	0	0
Nortman, Brad	2012-2015	1	-1	-1.0	-1	0	0
Webb, Joe	2014-2016	1	-1	-1.0	-1	0	0
Bono, Steve	1999	2	-2	-1.0	-1	0	0
Byrd, Isaac	2000-2002	2	-2	-1.0	-2	0	0
Presley, De'Andre	2014	1	-2	-2.0	-2	0	0
Rosario, Dante	2007-2010	1	-2	-2.0	-2	0	0
McCown, Josh	2008	4	-3	-0.8	0	0	0
Carrier, Mark	1995-1998	3	-4	-1.3	4	0	0

Hankton, Karl	2000-2006	2	-4	-2.0	2	0	0
Nakamura, Haruki	2012	1	-4	-4.0	-4	0	0
Walter, Ken	1997-2000	5	-5	-1.0	-5	0	0
TOTAL		10,547	43,195	4.1	77	311	85

TEAM YEAR BY YEAR	1995	454	1,573	3.5	53t	10	2
	1996	502	1,729	3.4	35t	9	5
	1997	441	1,770	4.0	50	11	6
	1998	405	1,458	3.6	41	11	4
	1999	356	1,525	4.3	67t	12	2
	2000	363	1,186	3.3	43	7	2
	2001	354	1,372	3.9	39	9	2
	2002	452	1,586	3.5	59	11	2
	2003	522	2,091	4.0	40	9	7
	2004	422	1,582	3.7	71	10	6
	2005	487	1,679	3.4	70t	17	2
	2006	423	1,659	3.9	43t	7	4
	2007	451	1,824	4.0	75	7	3
	2008	504	2,437	4.8	69t	30	10
	2009	525	2,498	4.8	77	18	9
	2010	428	1,846	4.3	60	7	4
	2011	445	2,408	5.4	74t	26	1
	2012	462	2,088	4.5	72t	21	2
	2013	483	2,026	4.2	56	14	1
	2014	473	2,036	4.3	69t	10	3
	2015	526	2,282	4.3	47	19	2
	2016	453	1,814	4.0	47	16	2
	2017	490	2,102	4.3	69	15	2
	2018	157	818	5.2	45	5	1
TOTAL		10,578	43,389	4.1	77	311	84

ALL-TIME CAREER RECEIVERS

RECEIVING YARDS	YEARS	REC	YDS	AVG	LONG	TDs	100-YD GAMES
Smith, Steve	2001-2013	836	12,197	14.6	80t	67	43
Muhammad, Muhsin	1996-04; 2008-09	696	9,255	13.3	72t	50	27
Olsen, Greg	2011-2018	453	5,661	12.5	78t	34	10
Walls, Wesley	1996-2002	324	3,902	12.0	54	44	3
Carrier, Mark	1995-1998	176	2,547	14.5	66t	13	5
Benjamin, Kelvin	2014-2017	168	2,424	14.4	51	18	5
LaFell, Brandon	2010-2013	167	2,385	14.3	91t	13	2
Funchess, Devin	2015-2018	146	2,058	14.1	52	20	2
Ginn Jr., Ted	2013, 2015-2016	134	2,047	15.3	88t	19	2
Hayes, Donald	1998-2001	132	1,855	14.1	56t	7	2
Ismail, Raghib	1996-1998	117	1,657	14.2	62	10	5
Williams, DeAngelo	2006-2014	178	1,621	9.1	72t	7	1
Green, Willie	1995-1996	93	1,496	16.1	89t	9	5
Colbert, Keary	2004-2007	109	1,424	13.1	63	7	2
Mangum, Kris	1997-2006	151	1,424	9.4	35	9	0
Proehl, Ricky	2003-2005	86	1,327	15.4	69	8	2
Stewart, Jonathan	2008-2017	162	1,295	8.0	55t	7	1
Jeffers, Patrick	1999-2001	77	1,209	15.7	88t	12	5
Cotchery, Jerricho	2014-2015	87	1,065	12.2	59	4	0
Hoover, Brad	2000-2009	145	1,046	7.2	34	6	0
Brown, Corey	2014-2016	79	1,019	12.9	47t	7	0
Foster, DeShaun	2002-2007	126	996	7.9	47	4	0
Carter, Drew	2004-2007	71	977	13.8	49	8	2
McCaffrey, Christian	2017-2018	120	940	7.8	37	6	2
King, Jeff	2006-2010	112	923	8.2	31	9	0
Byrd, Isaac	2000-2002	73	897	12.3	42	4	0
Rosario, Dante	2007-2010	82	894	10.9	54	5	0
Goings, Nick	2001-2008	110	880	8.0	37	3	0
Johnson, Anthony	1995-1999	103	816	7.9	55	2	0
Johnson, Keyshawn	2006	70	815	11.6	40	4	1
Dickson, Ed	2014-2017	67	807	12.0	64	5	1
Carruth, Rae	1997-1999	62	804	13.0	52	4	2
Biakabutuka, Tshimanga	1996-2001	77	789	10.2	47	3	0
Tolbert, Mike	2012-2016	94	771	8.2	40	6	0
Gettis, David	2010-2012	37	508	13.7	88	3	1
Naanee, Legedu	2011	44	467	10.6	28	1	0
Shockey, Jeremy	2011	37	455	12.3	29	4	0
Guliford, Eric	1995	29	444	15.3	49	1	0
Jarrett, Dwayne	2007-2010	35	428	12.2	30t	1	0
Floyd, William	1998-2000	62	416	6.7	25	2	0
Bersin, Brenton	2014-2017	32	415	13.0	30	1	0
Whittaker, Fozzy	2014-2018	47	397	8.4	28t	2	0
Murphy, Louis	2012	25	336	13.4	55	1	0
Gaines, Michael	2004-2006	31	335	10.8	38	2	0
Goodson, Mike	2009-2011	43	329	7.7	32	0	0
Barnidge, Gary	2008-2012	18	320	17.8	55	1	0
Griffith, Howard	1995-1996	38	286	7.5	21	2	0
Greene, Scott	1996-1997	42	284	6.8	25	2	0
Lane, Fred	1997-1999	43	275	6.4	23	0	0
Hankton, Karl	2000-2006	20	267	13.4	31	0	0
Christian, Bob	1995-1996	29	255	8.8	23	1	0

Hetherington, Chris	1999-2001	37	240	6.5	19	1	0
Davis, Stephen	2003-2005	21	236	11.2	25	0	0
Shepard, Russell	2017	17	202	11.9	40t	1	0
Avant, Jason	2014	21	201	9.6	22	1	0
Moore, DJ	2018	13	191	14.7	51t	1	0
Oliver, Winslow	1996-1998	21	191	9.1	29	0	0
Hackett, DJ	2008	13	181	13.9	37	0	0
Smith, Torrey	2018	16	171	10.7	35	2	0
Metzelaars, Pete	1995	20	171	8.6	27	3	0
Samuel, Curtis	2017-2018	18	168	9.3	25t	1	0
Smith, Lamar	2002	20	167	8.4	58	0	0
Broughton, Luther	1997-1998; 2001	8	164	20.5	68t	1	0
Seidman, Mike	2003-2006	18	158	8.8	27	2	0
Wright, Jarius	2018	15	157	10.5	27	1	0
Beebe, Don	1995	14	152	10.9	24	1	0
Metcalf, Eric	1999	11	133	12.1	33	0	0
Sutton, Tyrell	2009-2010	18	132	7.3	14	0	0
Byrd, Damiere	2016-2018	12	129	10.8	21	2	0
Mills, Ernie	1997	11	127	11.5	37	1	0
Wiggins, Jermaine	2002-2003	16	125	7.8	23	2	0
Edwards, Armanti	2010-2013	5	121	24.2	82	0	0
Clowney, David	2010	6	102	17.0	31	0	0
Huntley, Richard	2001	21	101	4.8	23	1	0
Brown, Dee	2002	17	86	5.1	15	1	0
Gardner, Rod	2005	9	84	9.3	15	1	0
Workman, Vince	1995	13	74	5.7	14	0	0
Thomas, Ian	2018	10	72	7.2	27	0	0
Artis-Payne, Cameron	2015-2018	7	71	10.1	20	0	0
Moore, Kenny	2008-2009	6	59	9.8	22	0	0
Clay, Kaelin	2017	5	57	11.4	15	0	0
Crawford, Casey	2000-2001	5	57	11.4	16	1	0
Hixon, Domenik	2013	7	55	7.9	14t	1	0
Kinchen, Brian	1999-2000	6	52	8.7	26t	2	0
Rasby, Walter	1995-1997	6	48	8.0	15	0	0
Uwaezuoke, Iheanyi	2000	4	46	11.5	21	0	0
Williams, Brandon	2013-2015	4	44	11.0	16	0	0
Pilares, Kealoha	2011-2012	2	42	21.0	36t	1	0
Bates, Michael	1996-2000	6	40	6.7	23	0	0
Fauria, Christian	2007	5	39	7.8	16	2	0
Biddle, Taye	2006	3	37	12.3	22	0	0
Robinson, Ryne	2007-2008	4	35	8.8	12	0	0
Fiammetta, Tony	2009-2010	5	34	6.8	11	0	0
Newton, Cam	2011-2018	1	33	33.0	27	0	0
Campbell, Matt	1995-2000	3	32	10.7	12	0	0
Jones, Mark	2008	2	32	16.0	19	0	0
Reaves, Darrin	2014	5	31	6.2	16	0	0
Hartsock, Ben	2011-2013	2	30	15.0	25	0	0
Manhertz, Chris	2016-2018	4	29	7.3	11	0	0
Brockel, Richie	2011-2015	4	25	6.3	12	0	0
Anderson, C.J.	2018	1	24	24.0	24	1	0
Felton, Jerome	2011	2	24	12.0	17	0	0
Thomas, Blair	1995	3	24	8.0	14	0	0
Tillman, Lawyer	1995	2	22	11.0	12	0	0
Webb, Joe	2014-2016	2	19	9.5	16	0	0
Stone, Dwight	1995-1998	2	18	9.0	11	0	0
Smart, Rod	2002-2005	4	16	4.0	5	0	0

Dyson, Kevin	2003	2	15	7.5	9	0	0
Haynes, Alex	2007	3	14	4.7	6	0	0
Moore, Derrick	1995	4	12	3.0	5	0	0
Simonson, Scott	2015-2017	1	10	10.0	10	0	0
Adams, Joe	2012	1	7	7.0	7	0	0
Barner, Kenjon	2013	2	7	3.5	5	0	0
Martin, Charly	2009-2010	1	6	6.0	6	0	0
Shelton, Eric	2006	1	6	6.0	6	0	0
Ajirotutu, Seyi	2011	1	4	4.0	4	0	0
Craig, Dameyune	1999-2001	2	4	2.0	4	0	0
Dennis, Mark	1995-1996	1	3	3.0	3	0	0
Gross, Jordan	2003-13	0	1	0.0	1	0	0
Collins, Kerry	1995-1998	1	-11	-11.0	-11	0	0
TOTAL		6,848	81,629	11.9	91t	489	131

TEAM YEAR BY YEAR	1995	263	3,304	12.6	89t	16	7
	1996	273	3,333	12.2	55	22	3
	1997	289	3,156	10.9	59t	17	5
	1998	292	3,624	12.4	72t	25	7
	1999	345	4,447	12.9	88t	36	11
	2000	340	3,850	11.3	54	19	7
	2001	314	3,098	9.9	48	12	2
	2002	255	2,981	11.7	69	15	5
	2003	270	3,238	12.0	67t	19	5
	2004	311	3,889	12.5	63	29	9
	2005	269	3,485	13.0	80t	25	10
	2006	325	3,486	10.7	72t	19	7
	2007	285	2,941	10.3	74t	19	5
	2008	246	3,288	13.4	65t	15	9
	2009	264	3,070	11.6	66	16	2
	2010	256	2,635	10.3	88t	9	1
	2011	312	4,089	13.1	91t	21	8
	2012	284	3,927	13.8	82	19	6
	2013	292	3,379	11.6	79t	24	1
	2014	327	3,828	11.7	51	23	6
	2015	300	3,873	12.9	74t	35	4
	2016	306	3,962	12.9	88t	21	4
	2017	293	3,319	11.3	64	22	4
	2018	137	1,427	10.4	51t	11	1
TOTAL		6,848	81,629	11.9	91t	489	129

ALL-TIME CAREER INTERCEPTORS

INTERCEPTORS	YEARS	INTS	YDS	AVG	LONG	TDs
Gamble, Chris	2004-2012	27	326	12.1	61t	2
Davis, Eric	1996-2000	25	226	9.0	56t	2
Minter, Mike	1997-2006	17	421	24.8	62	4
Kuechly, Luke	2012-2018	16	127	7.9	32t	1
Marshall, Richard	2006-2010	14	315	22.5	73	2
Evans, Doug	1998-2001	14	162	11.6	49	1
Lucas, Ken	2005-2008	13	158	12.2	43	0
Davis, Thomas	2005-2018	13	79	6.1	31	0
Godfrey, Charles	2008-2014	11	179	16.3	38	1
Coleman, Kurt	2015-2017	11	146	13.3	37	2
Grant, Deon	2000-2003	11	137	12.5	43	0
Beason, Jon	2007-2013	9	107	11.9	44	0
Manning, Ricky	2003-2005	9	99	11.0	30	1
Munnerlyn, Captain	2009-13; 2017-18	7	230	32.9	74t	5
Norman, Josh	2012-2015	7	172	24.6	46t	2
Maxie, Brett	1995-1996	7	94	13.4	49	0
Witherspoon, Will	2002-2005	7	93	13.3	35	1
Cota, Chad	1995-1997	7	91	13.0	35	0
Mills, Sam	1995-1997	7	86	12.3	36t	1
Martin, Sherrod	2009-2012	7	85	12.1	34	0
Hitchcock, Jimmy	2000-2001	6	181	30.2	88t	1
Peppers, Julius	2002-09; 2017-18	6	177	29.5	97	2
Terrell, Pat	1995-1997	6	39	6.5	21	0
Morgan, Dan	2001-2007	5	56	11.2	22	0
Harris, Chris	2007-2009	5	49	9.8	30	0
Poole, Tyrone	1995-1997	5	43	8.6	35	0
Howard, Reggie	2001-2003	5	37	7.4	16	0
Wallace, Al	2002-2006	4	96	24.0	53	0
Brady, Jeff	1998	4	85	21.3	43	0
Branch, Colin	2003-2006	4	79	19.8	76	0
Mitchell, Mike	2013	4	63	15.8	38	0
Adams, Mike	2017-2018	4	60	15.0	40	0
Harper, Roman	2014-2015	4	43	10.8	31t	1
Bradberry, James	2016-2017	4	24	6.0	16	0
Boston, Tre	2014-2016	3	113	37.7	84t	1
McKyer, Tim	1995	3	99	33.0	96t	1
McCree, Marlon	2005	3	73	24.3	46	0
White, Melvin	2013-2014	3	32	10.7	23	0
Cook, Toi	1996-1997	3	28	9.3	22	0
Worley, Daryl	2016-2017	3	22	7.3	22	0
Cooper, Deke	2002; 2007	3	19	6.3	19	0
Anderson, James	2006-2012	3	6	2.0	5	0
Lester, Robert	2013-2014	3	5	1.7	5	0
Jackson, Donte	2018	3	0	0.0	0	0
Cason, Antoine	2014	2	81	40.5	80	0
Fields, Mark	2002-2004	2	51	25.5	30	0
Florence, Drayton	2013	2	40	20.0	38t	1
Nakamura, Haruki	2012	2	39	19.5	21	0
Buckner, Brentson	2001-2005	2	37	18.5	29	0
Alexander, Brent	1998-1999	2	18	9.0	18	0
Greene, Kevin	1996,1998-1999	2	18	9.0	18	0

Wells, Dean	1999-2001	2	15	7.5	14	0
McDaniel, Emmanuel	2002	2	13	6.5	13	0
Jones, Colin	2012-2018	2	10	5.0	10	0
Cousin, Terry	2002	2	4	2.0	4	0
Gilbert, Sean	1998-2002	2	4	2.0	4	0
Benwikere, Bené	2014-2016	2	1	0.5	1	0
Williams, Shaun	2006	2	1	0.5	1	0
Tillman, Charles	2015	2	0	0.0	0	0
Stanford, R.J.	2010-2011	1	53	53.0	53	0
Smith, Rod	1995-1996,1997-1998	1	43	43.0	43	0
Lofton, Steve	1995-1996,1998-1999	1	42	42.0	42	0
DeCoud, Thomas	2014	1	35	35.0	35	0
McDowell, Bubba	1995	1	33	33.0	33	0
Kragen, Greg	1995-1997	1	29	29.0	29	0
Edwards, Dwan	2012-2015	1	27	27.0	27	0
Richardson, Damien	1998-2004	1	27	27.0	27	0
McClain, Robert	2010; 2015-2016	1	24	24.0	24	0
Veland, Tony	1998	1	24	24.0	24	0
Allen, Brian	2002-2004	1	21	21.0	21	0
Senn, Jordan	2009-2013	1	21	21.0	21	0
Nelson, Jonathan	2011	1	20	20.0	20	0
Williams, Teddy	2015-2017	1	19	19.0	19	0
Moorehead, Kindal	2003-2007	1	17	17.0	17	1
Thompson, Shaq	2015-2018	1	12	12.0	12	0
Barrow, Micheal	1997-1999	1	10	10.0	10	0
Burton, Shane	2002-2003	1	10	10.0	10	0
Hawkins, Artrell	2004	1	9	9.0	9	0
Kesier, Thomas	2011-2012	1	9	9.0	9	0
Klein, A.J.	2013-2015	1	8	8.0	8	0
Morton, Christian	2006	1	8	8.0	8	0
Ealy, Kony	2014-2016	1	7	7.0	7	0
McGill, Lenny	1998	1	6	6.0	6	0
Johnson, Ed	2010	1	5	5.0	5	0
Manuel, Marquand	2007	1	4	4.0	4	0
Lloyd, Greg	1998	1	3	3.0	3	0
King, Shawn	1995-1998	1	1	1.0	1	0
Lathon, Lamar	1995-1998	1	1	1.0	1	0
Anderson, Rashard	2000-2001	1	0	0.0	0	0
Brown, Everette	2009-2010	1	0	0.0	0	0
Diggs, Na'il	2006-2009	1	0	0.0	0	0
Navies, Hannibal	2000-2002	1	0	0.0	0	0
Obada, Efe	2018	1	0	0.0	0	0
Pieri, Damon	1995-1997	1	0	0.0	0	0
Robinson, Eugene	2000	1	0	0.0	0	0
Rucker, Mike	1999-2007	1	0	0.0	0	0
Thomas, Josh	2011-13	1	0	0.0	0	0
Towns, Lester	2000-2003	1	0	0.0	0	0
Williams, Jay	2000-2002	1	0	0.0	0	0
Woodall, Lee	2000	1	0	0.0	0	0
Pugh, Jordan	2010-2011	1	-2	-2.0	-2	0
TOTAL		380	5,294	13.9	97	31

ALL-TIME 300-YARD PASSING GAMES

PLAYER	DATE	OPPONENT	ATT	CMP	YDS	TD	INT
Newton, Cam	9/18/2011	Green Bay	46	28	432	1	3
Weinke, Chris	12/10/2006	New York Giants	61	34	423	1	3
Newton, Cam	9/11/2011	at Arizona	37	24	422	2	1
Newton, Cam	10/2/2011	at Chicago	46	27	374	1	1
Beuerlein, Steve	12/12/1999	at Green Bay	42	29	373	3	0
Beuerlein, Steve	12/18/1999	San Francisco	38	27	368	4	0
Delhomme, Jake	10/15/2006	at Baltimore	39	24	365	2	2
Beuerlein, Steve	9/10/2000	at San Francisco	32	24	364	3	1
Delhomme, Jake	10/19/2003	Tennessee	49	31	362	2	0
Newton, Cam	10/8/2017	at Detroit	33	26	355	3	0
Newton, Cam	9/18/2016	San Francisco	40	24	353	4	1
Delhomme, Jake	10/30/2005	Minnesota	30	21	341	3	0
Newton, Cam	12/20/2015	at New York Giants	45	25	340	5	0
Delhomme, Jake	12/18/2004	at Atlanta	35	24	340	2	1
Newton, Cam	9/16/2018	at Atlanta	45	32	335	3	1
Newton, Cam†	1/24/2016	Arizona	28	19	335	2	1
Collins, Kerry	11/26/1995	at New Orleans	46	17	335	3	4
Beuerlein, Steve	10/3/1999	at Washington	47	23	334	1	1
Beuerlein, Steve	10/8/2000	Seattle	39	27	332	2	1
Newton, Cam	12/6/2015	at New Orleans	41	28	331	5	1
Reich, Frank	9/3/1995	at Atlanta	44	23	329	2	0
Collins, Kerry	9/21/1997	Kansas City	47	24	328	1	4
Collins, Kerry	12/8/1996	at San Francisco	37	22	327	3	0
Delhomme, Jake	10/25/2009	Buffalo	44	27	325	0	3
Delhomme, Jake†	2/1/2004	New England	33	16	323	3	0
Newton, Cam	10/16/2016	at New Orleans	47	27	322	2	1
Beuerlein, Steve	1/2/2000	New Orleans	41	22	322	5	0
Delhomme, Jake†	1/15/2006	at Chicago	33	24	319	3	1
Peete, Rodney	12/8/2002	Cincinnati	29	21	319	3	1
Delhomme, Jake	11/16/2003	Washington	30	20	317	0	2
Newton, Cam	10/1/2017	at New England	29	22	316	3	1
Delhomme, Jake	9/16/2007	Houston	41	27	316	3	1
Newton, Cam	9/27/2015	New Orleans	31	20	315	2	0
Newton, Cam	10/28/2012	at Chicago	39	20	314	0	2
Weinke, Chris	12/23/2001	St. Louis	51	24	312	1	0
Peete, Rodney	11/10/2002	New Orleans	40	23	310	2	1
Peete, Rodney	9/15/2002	Detroit	32	21	310	1	0
Beuerlein, Steve	10/22/2000	San Francisco	44	28	309	3	0
Collins, Kerry	10/29/1995	at New England	45	25	309	2	1
Delhomme, Jake	10/3/2004	Atlanta	38	23	308	0	2
Delhomme, Jake	9/20/2009	at Atlanta	41	25	308	1	1
Moore, Matt	10/24/2010	San Francisco	41	28	308	2	1
Newton, Cam	10/6/2013	at Arizona	39	21	308	0	3
Delhomme, Jake	1/2/2005	New Orleans	50	24	307	2	0
Newton, Cam	11/10/2014	at Philadelphia	40	25	306	2	3
Newton, Cam	11/26/2012	at Philadelphia	28	18	306	2	0
Delhomme, Jake	11/14/2004	at San Francisco	34	19	303	3	0
Newton, Cam	9/9/2012	at Tampa Bay	33	23	303	1	2
Collins, Kerry	10/4/1998	at Atlanta	38	20	302	3	2
Newton, Cam	12/19/2016	at Washington	37	21	300	2	0
Beuerlein, Steve	10/17/1999	at San Francisco	36	23	300	4	3
† POSTSEASON							

ALL-TIME 100-YARD RUSHING GAMES

PLAYER	DATE	OPPONENT	RSH	YDS	TD
Williams, DeAngelo	12/30/2012	at New Orleans	21	210	2
Stewart, Jonathan	12/27/2009	at New York Giants	28	206	1
Williams, DeAngelo	12/8/2008	Tampa Bay	19	186	2
McCaffrey, Christian	9/23/2018	Cincinnati	28	184	0
Williams, DeAngelo	12/28/2008	at New Orleans	25	178	0
Davis, Stephen	10/26/2003	at New Orleans	31	178	2
Foster, DeShaun	9/19/2004	at Kansas City	32	174	1
Huntley, Richard	1/6/2002	New England	21	168	0
Foster, DeShaun	1/1/2006	at Atlanta	18	165	1
Davis, Stephen	10/5/2003	New Orleans	30	159	1
Williams, DeAngelo	11/1/2009	at Arizona	23	158	0
Stewart, Jonathan	12/7/2014	New Orleans	20	155	1
Smith, Lamar	9/22/2002	at Minnesota	30	154	2
Davis, Stephen	11/2/2003	at Houston	30	153	0
Davis, Stephen	9/28/2003	Atlanta	21	153	1
Williams, DeAngelo	10/18/2009	at Tampa Bay	30	152	2
Foster, DeShaun†	1/8/2006	at New York Giants	27	151	0
Williams, DeAngelo	11/8/2009	at New Orleans	21	149	2
Lane, Fred	11/2/1997	Oakland	28	147	3
Davis, Stephen	9/14/2003	at Tampa Bay	33	142	0
Biakabutuka, Tshimanga	10/3/1999	at Washington	12	142	3
Williams, DeAngelo	11/9/2008	at Oakland	19	140	1
Lane, Fred	12/8/1997	at Dallas	34	138	0
Stewart, Jonathan	12/19/2010	Arizona	27	137	0
Johnson, Anthony	8/31/1997	Washington	20	134	0
Stewart, Jonathan	12/12/2010	Atlanta	18	133	0
Stewart, Jonathan	12/19/2016	at Washington	25	132	0
Biakabutuka, Tshimanga	9/26/1999	Cincinnati	8	132	2
Foster, DeShaun	12/4/2005	Atlanta	24	131	1
Stewart, Jonathan	11/16/2008	Detroit	15	130	1
Goings, Nick	12/26/2004	at Tampa Bay	33	127	0
Johnson, Anthony	10/13/1996	St. Louis	22	126	0
Stewart, Jonathan	10/25/2015	Philadelphia	24	125	0
Stewart, Jonathan	1/3/2010	New Orleans	16	125	1
Stewart, Jonathan†	1/3/2015	Arizona	24	123	1
Williams, DeAngelo	10/5/2008	Kansas City	20	123	2
Johnson, Anthony	11/17/1996	at St. Louis	27	123	1
Johnson, Anthony	10/20/1996	New Orleans	29	123	0
Moore, Derrick	10/1/1995	Tampa Bay	21	123	1
Stewart, Jonathan	12/21/2014	Cleveland	24	122	0
Williams, DeAngelo	11/19/2009	Miami	13	122	0
Foster, DeShaun	9/23/2007	at Atlanta	20	122	0
Goings, Nick	12/5/2004	at New Orleans	36	122	1
Brown, Dee	12/1/2002	at Cleveland	27	122	0
Williams, DeAngelo	12/30/2007	at Tampa Bay	20	121	2
Williams, DeAngelo	10/14/2007	at Arizona	10	121	1
Goings, Nick	11/21/2004	Arizona	22	121	3
Biakabutuka, Tshimanga	10/21/2001	at Washington	20	121	1
Williams, DeAngelo	9/22/2013	New York Giants	23	120	0
Goodson, Mike	11/21/2010	Baltimore	22	120	0
Stewart, Jonathan	12/6/2009	Tampa Bay	26	120	1

Williams, DeAngelo	11/16/2008	Detroit	14	120	2
Lane, Fred	12/14/1997	Green Bay	19	119	1
Moore, Derrick	10/29/1995	at New England	28	119	0
Hoover, Brad	11/27/2000	Green Bay	24	117	1
Newton, Cam	12/9/2012	Atlanta	9	116	1
Williams, DeAngelo	10/9/2011	New Orleans	9	115	1
Stewart, Jonathan	12/8/2008	Tampa Bay	15	115	2
Davis, Stephen	11/30/2003	Philadelphia	23	115	0
Williams, DeAngelo	11/19/2006	St. Louis	20	114	0
Lane, Fred	11/30/1997	New Orleans	13	112	1
Davis, Stephen	9/7/2003	Jacksonville	22	111	0
Johnson, Anthony	12/1/1996	Tampa Bay	26	111	1
Stewart, Jonathan	11/13/2017	Miami	17	110	1
Stewart, Jonathan	10/18/2009	at Tampa Bay	17	110	1
Stewart, Jonathan	12/20/2009	Minnesota	25	109	1
Biakabutuka, Tshimanga	12/27/1998	at Indianapolis	25	109	1
Williams, DeAngelo	12/21/2008	at New York Giants	24	108	4
Williams, DeAngelo	10/26/2008	Arizona	17	108	1
Goings, Nick	12/12/2004	St. Louis	31	108	1
Newton, Cam	10/13/2014	at Cincinnati	17	107	1
Foster, DeShaun	10/8/2006	Cleveland	24	106	0
Goings, Nick	11/28/2004	Tampa Bay	23	106	0
Foster, DeShaun	10/1/2006	New Orleans	16	105	1
Davis, Stephen†	1/3/2004	Dallas	26	104	1
Biakabutuka, Tshimanga	10/26/1997	Atlanta	23	104	2
Johnson, Anthony†	1/5/1997	Dallas	26	104	0
Stewart, Jonathan	12/10/2017	Minnesota	16	103	3
Biakabutuka, Tshimanga	10/8/2000	Seattle	23	103	0
Biakabutuka, Tshimanga	12/13/1998	Washington	17	103	1
Stewart, Jonathan	11/22/2015	Washington	21	102	0
Foster, DeShaun	12/24/2006	at Atlanta	28	102	0
Johnson, Anthony	10/6/1996	at Minnesota	23	102	1
Williams, DeAngelo	11/23/2008	at Atlanta	19	101	1
Lane, Fred	11/1/1998	New Orleans	35	101	1
Whittaker, Fozzy	9/18/2016	San Francisco	16	100	0
Newton, Cam	12/20/2015	at New York Giants	8	100	0
Goodson, Mike	11/14/2010	at Tampa Bay	23	100	0
Lane, Fred	9/13/1998	at New Orleans	18	100	0

† POSTSEASON

ALL-TIME 100-YARD RECEIVING GAMES

Player	Date	Opponent	Rec	Yds	TD
Smith, Steve†	1/15/2006	at Chicago	12	218	2
Smith, Steve	10/30/2005	Minnesota	11	201	1
Muhammad, Muhsin	9/13/1998	at New Orleans	9	192	1
Smith, Steve	10/15/2006	at Baltimore	8	189	1
Muhammad, Muhsin	11/16/2003	Washington	9	189	0
Olsen, Greg	10/10/2016	Tampa Bay	9	181	0
Smith, Steve	10/2/2011	at Chicago	8	181	0
Muhammad, Muhsin	12/5/2004	at New Orleans	10	179	1
Smith, Steve	9/11/2011	at Arizona	8	178	2
Smith, Steve	9/25/2005	at Miami	11	170	3
Smith, Steve	11/20/2005	at Chicago	14	169	0
Smith, Steve	11/23/2008	at Atlanta	8	168	0
Smith, Steve	12/14/2008	Denver	9	165	1
Jeffers, Patrick	1/2/2000	New Orleans	7	165	2
Smith, Steve†	1/10/2004	at St. Louis	6	163	1
Jeffers, Patrick	12/27/1999	at Pittsburgh	5	160	2
Smith, Steve	12/20/2009	Minnesota	9	157	1
Green, Willie	12/8/1996	at San Francisco	7	157	1
Green, Willie	11/12/1995	at St. Louis	6	157	1
Smith, Steve	9/18/2011	Green Bay	6	156	0
Smith, Steve	9/16/2007	Houston	8	153	3
Smith, Steve	10/19/2003	Tennessee	10	151	1
Muhammad, Muhsin	10/3/1999	at Washington	8	151	0
Smith, Steve	11/13/2006	Tampa Bay	8	149	1
Muhammad, Muhsin	9/28/2008	Atlanta	8	147	1
Jeffers, Patrick	12/12/1999	at Green Bay	8	147	2
Walls, Wesley	9/7/1997	at Atlanta	7	147	0
Green, Willie	12/17/1995	Atlanta	4	147	1
Carter, Drew	12/10/2006	New York Giants	8	144	1
Smith, Steve	12/8/2002	Cincinnati	5	144	1
Smith, Steve	10/23/2011	Washington	7	143	0
Muhammad, Muhsin†	2/1/2004	New England	4	140	1
Smith, Steve	9/11/2005	New Orleans	8	138	1
Jeffers, Patrick	12/18/1999	San Francisco	8	138	1
Smith, Steve	12/22/2007	Dallas	9	137	1
Smith, Steve	10/14/2007	at Arizona	10	136	1
Muhammad, Muhsin	12/18/2004	at Atlanta	10	135	1
Smith, Steve†	1/3/2004	Dallas	5	135	1
Olsen, Greg	9/27/2015	New Orleans	8	134	2
Smith, Steve	12/28/2008	at New Orleans	5	134	0
Proehl, Ricky	11/9/2003	Tampa Bay	3	133	1
Hayes, Donald	11/28/1999	Atlanta	5	133	1
Carter, Drew	11/18/2007	at Green Bay	5	132	1
Muhammad, Muhsin	9/23/2001	at Atlanta	10	132	0
Carrier, Mark	11/26/1995	at New Orleans	6	132	2
Olsen, Greg	10/18/2015	at Seattle	7	131	1
Smith, Steve	9/20/2009	at Atlanta	8	131	0
Smith, Steve	1/1/2006	at Atlanta	9	131	1
Muhammad, Muhsin	11/27/2000	Green Bay	11	131	2
Olsen, Greg	12/6/2015	at New Orleans	9	129	0
Muhammad, Muhsin	10/22/2000	San Francisco	9	127	0

Smith, Steve	10/22/2006	at Cincinnati	8	126	0
Muhammad, Muhsin	12/18/1999	San Francisco	11	126	3
Smith, Steve	12/11/2011	Atlanta	6	125	0
Gettis, David	10/24/2010	San Francisco	8	125	2
Muhammad, Muhsin	11/14/1999	at St. Louis	9	125	0
Carrier, Mark	9/26/1996	at Jacksonville	8	124	2
Smith, Steve	10/16/2005	at Detroit	6	123	1
Muhammad, Muhsin	11/14/2004	at San Francisco	6	123	3
Olsen, Greg	9/18/2016	San Francisco	5	122	1
Smith, Steve	10/19/2008	New Orleans	6	122	1
Green, Willie	9/3/1995	at Atlanta	7	121	1
Ginn, Jr., Ted	12/13/2015	Atlanta	2	120	2
Smith, Steve	12/2/2012	at Kansas City	5	120	1
Olsen, Greg	11/10/2014	at Philadelphia	6	119	0
Smith, Steve	10/9/2005	at Arizona	8	119	2
Ismail, Raghib	9/6/1998	Atlanta	6	119	1
Smith, Steve	10/28/2012	at Chicago	7	118	0
Smith, Steve	9/9/2007	at St. Louis	7	118	1
Muhammad, Muhsin	11/21/2004	Arizona	6	118	2
Muhammad, Muhsin	12/13/1998	Washington	7	118	0
Smith, Steve	12/8/2008	Tampa Bay	9	117	1
Smith, Steve	10/26/2008	Arizona	5	117	2
Muhammad, Muhsin	9/26/1999	Cincinnati	8	117	0
Ismail, Raghib	10/11/1998	at Dallas	6	117	2
Olsen, Greg	12/17/2017	Green Bay	9	116	1
Smith, Steve	9/29/2002	at Green Bay	5	116	0
Ginn, Jr., Ted	11/27/2016	at Oakland	4	115	1
Benjamin, Kelvin	9/21/2014	Pittsburgh	8	115	1
Muhammad, Muhsin	12/26/2004	at Tampa Bay	8	115	2
Colbert, Keary	10/10/2004	at Denver	4	115	1
Hayes, Donald	9/10/2000	at San Francisco	6	115	1
Muhammad, Muhsin	10/3/2004	Atlanta	7	114	0
Muhammad, Muhsin	12/24/2000	at Oakland	10	114	0
Carrier, Mark	10/8/1995	at Chicago	5	114	1
Brown, Corey†	1/24/2016	Arizona	4	113	1
Olsen, Greg†	1/24/2016	Arizona	6	113	0
Smith, Steve	10/12/2008	at Tampa Bay	6	112	0
Smith, Steve	9/24/2006	at Tampa Bay	7	112	0
Muhammad, Muhsin	11/10/2002	New Orleans	4	112	0
Olsen, Greg	12/14/2014	Tampa Bay	10	110	0
Carruth, Rae	9/21/1997	Kansas City	8	110	0
Benjamin, Kelvin	11/16/2014	Atlanta	9	109	1
Smith, Steve	12/9/2012	Atlanta	7	109	0
Ismail, Raghib	12/27/1998	at Indianapolis	7	109	1
Funchess, Devin	11/26/2017	at New York Jets	7	108	0
Benjamin, Kelvin	9/18/2016	San Francisco	7	108	2
Muhammad, Muhsin	9/10/2000	at San Francisco	8	108	1
Ismail, Raghib	11/3/1996	at Atlanta	5	108	0
LaFell, Brandon	10/13/2013	at Minnesota	4	107	1
Muhammad, Muhsin	9/15/2002	Detroit	8	107	1
Jeffers, Patrick	12/5/1999	St. Louis	7	107	1
Carruth, Rae	10/12/1997	at Minnesota	6	107	1
Smith, Steve	9/9/2012	at Tampa Bay	7	106	0
Johnson, Keyshawn	9/17/2006	at Minnesota	5	106	0
Smith, Steve	11/6/2005	at Tampa Bay	5	106	1
Muhammad, Muhsin	10/31/2004	at Seattle	8	106	2

Muhammad, Muhsin	12/8/2002	Cincinnati	8	106	1
Walls, Wesley	11/23/1997	at St. Louis	8	106	0
Olsen, Greg	10/19/2014	at Green Bay	8	105	0
Smith, Steve	11/30/2008	at Green Bay	4	105	0
Green, Willie	11/26/1995	at New Orleans	4	105	1
Benjamin, Kelvin	10/1/2017	at New England	4	104	0
Benjamin, Kelvin	12/14/2014	Tampa Bay	8	104	0
Ginn, Jr., Ted†	1/12/2014	San Francisco	4	104	0
Smith, Steve	9/16/2012	New Orleans	3	104	0
Proehl, Ricky	12/24/2005	Dallas	2	104	1
Muhammad, Muhsin	12/9/2001	at Buffalo	8	104	0
Muhammad, Muhsin	10/4/1998	at Atlanta	4	104	1
LaFell, Brandon	12/24/2011	Tampa Bay	3	103	1
Smith, Steve	12/11/2005	Tampa Bay	5	103	0
Muhammad, Muhsin†	1/3/2004	Dallas	4	103	0
Smith, Steve	10/12/2003	at Indianapolis	6	103	1
Muhammad, Muhsin	9/19/1999	Jacksonville	4	103	1
McCaffrey, Christian	9/16/2018	at Atlanta	14	102	0
Olsen, Greg	11/11/2012	Denver	9	102	2
Muhammad, Muhsin	12/10/2000	at Kansas City	8	102	0
Walls, Wesley	10/8/2000	Seattle	7	102	0
Ismail, Raghib	11/30/1997	New Orleans	6	102	0
McCaffrey, Christian	9/24/2017	New Orleans	9	101	0
Williams, DeAngelo	12/4/2006	at Philadelphia	7	101	1
Carrier, Mark	12/24/1995	at Washington	7	101	0
Smith, Steve	10/30/2011	Minnesota	7	100	1
Stewart, Jonathan	9/18/2011	Green Bay	8	100	0
Colbert, Keary	10/31/2004	at Seattle	4	100	0
Smith, Steve	10/26/2003	at New Orleans	9	100	0
Carrier, Mark	10/25/1998	Buffalo	5	100	1

† POSTSEASON

OPPONENTS' ALL-TIME 300-YARD PASSING GAMES

PLAYER	DATE	OPPONENT	ATT	CMP	YDS	TD	INT
Ryan, Matt	10/2/2016	at Atlanta	37	28	503	4	1
Brees, Drew	10/16/2016	New Orleans	49	34	465	4	1
Green, Trent	11/5/2000	at St. Louis	42	29	431	2	0
Brees, Drew	12/30/2012	at New Orleans	43	29	396	4	1
McCown, Josh	10/9/2005	at Arizona	46	29	394	2	3
Young, Steve	12/8/1996	at San Francisco	41	27	393	3	2
Brees, Drew	1/1/2012	at New Orleans	35	28	389	5	1
Favre, Brett	9/27/1998	Green Bay	45	27	388	5	3
Brees, Drew	12/28/2008	at New Orleans	49	30	386	4	1
Warner, Kurt	10/26/2008	Arizona	49	35	381	2	1
Rodgers, Aaron	11/9/2015	Green Bay	48	25	369	4	1
Ryan, Matt	9/30/2012	at Atlanta	40	25	369	3	1
Winston, Jameis	12/24/2017	Tampa Bay	27	21	367	1	0
Wilson, Russell†	1/17/2016	Seattle	48	31	366	3	2
Palmer, Carson	10/30/2016	Arizona	46	35	363	3	1
Harrington, Joey	9/23/2007	at Atlanta	44	31	361	2	0
Brees, Drew	10/9/2011	New Orleans	45	32	359	2	1
Culpepper, Daunte	11/19/2000	at Minnesota	29	22	357	3	0
Brady, Tom†	2/1/2004	at New England	48	32	354	3	1
Dalton, Andy	9/23/2018	Cincinnati	46	29	352	2	4
Warner, Kurt	12/5/1999	St. Louis	31	22	351	3	2
Brees, Drew	10/1/2006	New Orleans	38	28	349	1	0
Griese, Brian	11/28/2004	Tampa Bay	39	27	347	2	1
Banks, Tony	10/21/2001	at Washington	30	17	346	1	1
King, Shaun	11/21/2004	Arizona	52	28	343	1	3
Ryan, Matt	12/9/2012	Atlanta	49	34	342	2	1
Detmer, Ty	10/27/1996	at Philadelphia	38	23	342	1	1
Johnson, Brad	9/14/2003	at Tampa Bay	61	34	339	1	1
Johnson, Brad	10/3/1999	at Washington	33	20	337	4	0
Young, Steve	12/10/1995	San Francisco	45	31	336	2	1
Stafford, Matthew	11/20/2011	at Detroit	36	28	335	5	2
Sanchez, Mark	11/10/2014	at Philadelphia	37	20	332	2	0
Bulger, Marc†	1/10/2004	St. Louis	46	27	332	0	3
Brees, Drew	11/8/2009	at New Orleans	35	24	330	1	1
Brooks, Aaron	12/2/2001	at New Orleans	40	26	330	3	1
Flacco, Joe	9/28/2014	at Baltimore	31	22	327	3	0
Grbac, Elvis	11/5/1995	at San Francisco	37	26	327	0	2
Manning, Eli	10/7/2018	New York Giants	36	22	326	2	2
Winston, Jameis	1/3/2016	Tampa Bay	47	29	325	0	2
Brees, Drew	9/16/2012	New Orleans	49	31	325	1	2
Toliver, Billy Joe	11/1/1998	New Orleans	48	24	325	2	2
Dalton, Andy	10/12/2014	at Cincinnati	43	33	323	2	2
Freeman, Josh	12/6/2009	Tampa Bay	44	23	321	0	5
Garcia, Jeff	12/8/2008	Tampa Bay	38	24	321	2	0
Griese, Brian	12/26/2004	at Tampa Bay	41	30	321	3	2
Russell Wilson	9/8/2013	Seattle	33	25	320	1	0
Ryan, Matt	12/11/2011	Atlanta	38	22	320	4	0
Roethlisberger, Ben	12/23/2010	at Pittsburgh	32	22	320	1	0
Ryan, Matt	12/31/2017	at Atlanta	45	28	317	1	0
Cousins, Kirk	12/19/2016	at Washington	47	32	315	0	1
Carr, Derek	11/27/2016	at Oakland	38	26	315	2	1

Grbac, Elvis	12/10/2000	at Kansas City	44	31	315	1	2
Chandler, Chris	11/28/1999	Atlanta	42	24	315	4	0
Ryan, Matt	11/5/2017	Atlanta	38	24	313	2	1
Brees, Drew	12/8/2013	at New Orleans	42	30	313	4	0
Garcia, Jeff	12/4/2006	at Philadelphia	39	21	312	3	0
Wentz, Carson	10/21/2018	at Philadelphia	37	30	310	2	0
McCown, Luke	9/27/2015	New Orleans	38	31	310	0	1
Tannehill, Ryan	11/24/2013	at Miami	42	28	310	1	1
George, Jeff	12/17/1995	Atlanta	53	29	310	2	2
Kolb, Kevin	9/11/2011	at Arizona	27	18	309	2	0
Rodgers, Aaron	9/18/2011	Green Bay	30	19	308	2	0
Favre, Brett	9/30/2001	Green Bay	39	25	308	3	2
McCown, Josh	11/26/2017	at New York Jets	36	19	307	3	0
Brady, Tom	10/1/2017	at New England	45	32	307	2	0
Garcia, Jeff	10/22/2000	San Francisco	39	25	307	2	1
Ryan, Matt	12/27/2015	at Atlanta	30	23	306	1	0
Garcia, Jeff	11/18/2001	San Francisco	54	34	305	3	2
George, Jeff	11/2/1997	Oakland	38	24	304	2	1
Favre, Brett	10/3/2005	Green Bay	47	28	303	4	1
Garcia, Jeff	12/18/1999	San Francisco	46	29	303	2	1
Favre, Brett	12/12/1999	at Green Bay	38	26	302	2	1
Manning, Peyton	11/11/2012	Denver	38	27	301	1	0
Flacco, Joe	11/21/2010	Baltimore	33	24	301	1	0

† POSTSEASON

OPPONENTS' ALL-TIME 100-YARD RUSHING GAMES

PLAYER	DATE	OPPONENT	RSH	YDS	TD
Ward, Derrick	12/21/2008	at New York Giants	15	215	0
Forte, Matt	10/2/2011	at Chicago	25	205	1
Faulk, Marshall	12/23/2001	St. Louis	30	202	2
Alexander, Shaun	10/31/2004	at Seattle	32	195	1
Jones, Julius	12/24/2005	Dallas	34	194	2
Droughns, Reuben	10/10/2004	at Denver	30	193	0
Faulk, Marshall	11/11/2001	at St. Louis	15	183	2
Brown, Bryce	11/26/2012	at Philadelphia	19	178	2
Forte, Matt	10/10/2010	Chicago	22	166	2
Martin, Curtis	10/28/2001	New York Jets	27	159	0
Bell, Le'Veon	9/21/2014	Pittsburgh	21	147	0
Williams, Ricky	10/14/2001	New Orleans	31	147	1
Candidate, Trung	11/11/2001	at St. Louis	16	145	1
Williams, Ricky	10/15/2000	at New Orleans	38	144	2
Vick, Michael	12/7/2003	at Atlanta	14	141	1
Hearst, Garrison	9/29/1997	San Francisco	28	141	1
Allen, Terry	8/31/1997	Washington	25	141	2
Smith, Kevin	11/20/2011	at Detroit	16	140	2
McAlister, Deuce	1/2/2005	New Orleans	28	140	1
Staley, Duce	11/7/1999	Philadelphia	17	140	1
Turner, Michael	10/16/2011	at Atlanta	27	139	2
Hearst, Garrison	12/6/1998	San Francisco	20	139	1
Martin, Doug	11/18/2012	Tampa Bay	24	138	0
Bernard, Giovani	10/12/2014	at Cincinnati	18	137	1
Bettis, Jerome	12/26/1999	at Pittsburgh	33	137	1
Dunn, Warrick	12/18/2004	at Atlanta	28	134	1
Davis, Stephen	9/3/2000	at Washington	23	133	1
Taylor, Fred	12/9/2007	at Jacksonville	18	132	1
Parker, Willie	12/17/2006	Pittsburgh	23	132	1
Dunn, Warrick	9/10/2006	Atlanta	29	132	0
Alexander, Shaun†	1/22/2006	at Seattle	34	132	2
Brown, Ronnie	9/25/2005	at Miami	23	132	1
Smith, Emmitt	10/1/2000	Dallas	24	132	1
Hillis, Peyton	11/28/2010	at Cleveland	26	131	3
Johnson, Chris	11/13/2011	Tennessee	27	130	1
Charles, Jamal	12/2/2012	at Kansas City	27	127	0
Ivory, Chris	1/1/2012	at New Orleans	19	127	1
Abdul-Jabbar, Karim	11/15/1998	Miami	25	127	1
McAlister, Deuce	10/5/2003	New Orleans	23	124	0
Stewart, James	9/19/1999	Jacksonville	27	124	2
Jones-Drew, Maurice	9/25/2011	Jacksonville	24	122	0
Smith, Robert	10/12/1997	at Minnesota	23	120	1
Williams, Ricky	11/19/2009	Miami	22	119	2
Green, Ahman	9/13/2004	Green Bay	33	119	2
Blount, LeGarrette	9/21/2014	Pittsburgh	1	118	1
Faulk, Marshall	12/5/1999	St. Louis	22	118	0
Turner, Michael	11/23/2008	at Atlanta	24	117	4
McAlister, Deuce	12/29/2002	at New Orleans	28	117	0
Anderson, Jamal	10/4/1998	at Atlanta	31	117	1
Dunn, Warrick	10/12/2008	at Tampa Bay	22	115	0
Brown, Andre	9/20/2012	New York Giants	20	113	2
Taylor, Chester	9/17/2006	at Minnesota	24	113	0

Dillon, Corey	9/26/1999	Cincinnati	20	113	0
Turner, Michael	12/12/2010	Atlanta	28	112	3
Smith, Kevin	11/16/2008	Detroit	24	112	0
Barber, Tiki	12/10/2006	New York Giants	20	112	0
Williams, Carnell	12/11/2005	Tampa Bay	29	112	2
Smith, Emmitt	10/11/1998	at Dallas	21	112	1
Moore, Jerald	12/20/1997	St. Louis	27	112	0
Turner, Michael	11/15/2009	Atlanta	9	111	0
Thomas, Pierre	9/16/2012	New Orleans	9	110	0
Barber, Marion	12/22/2007	Dallas	22	110	1
Martin, Curtis	11/29/1998	at New York Jets	21	110	2
Foster, Arian	12/18/2011	at Houston	16	109	1
Anderson, Jamal	11/3/1996	at Atlanta	22	109	1
Anderson, Jamal	9/1/1996	Atlanta	14	108	0
Coleman, Tevin	9/16/2018	at Atlanta	16	107	0
Jennings, Rashad	12/20/2015	at New York Giants	16	107	1
Rawls, Thomas	12/4/2016	at Seattle	15	106	2
Turner, Michael	9/20/2009	at Atlanta	28	105	1
Salaam, Rashan	10/8/1995	at Chicago	28	105	0
Betts, Ladell	11/26/2006	at Washington	24	104	0
Davis, Terrell	11/9/1997	at Denver	21	104	0
Spiller, C.J.	9/15/2013	at Buffalo	16	103	0
Turner, Michael	9/30/2012	at Atlanta	13	103	0
Smith, Robert	11/19/2000	at Minnesota	23	103	1
Gore, Frank	10/24/2010	San Francisco	19	102	0
Williams, Ricky	12/2/2001	at New Orleans	27	102	0
Stewart, Kordell	12/22/1996	Pittsburgh	7	102	1
Smith, Robert	10/6/1996	at Minnesota	27	102	0
Rodgers, Jacquizz	10/10/2016	Tampa Bay	30	101	0
Johnson, Rudi	10/22/2006	at Cincinnati	26	101	0
McAlister, Deuce	10/26/2003	at New Orleans	26	101	0
Henry, Travis	12/9/2001	at Buffalo	27	101	1
Ingram, Mark	10/30/2014	New Orleans	30	100	2
White, LenDale	11/4/2007	at Tennessee	31	100	1
Addai, Joseph	10/28/2007	Indianapolis	23	100	2
Duckett, T.J.	9/28/2003	Atlanta	14	100	0

† POSTSEASON

OPPONENTS' ALL-TIME 100-YARD RECEIVING GAMES

PLAYER	DATE	OPPONENT	REC	YDS	TD
Jones, Julio	10/2/2016	at Atlanta	12	300	1
Gardner, Rod	10/21/2001	at Washington	6	208	1
Bryant, Antonio	12/8/2008	Tampa Bay	9	200	2
Jones, Julio	12/27/2015	at Atlanta	9	178	1
Sharpe, Shannon	11/9/1997	at Denver	8	174	0
Cooks, Brandin	10/16/2016	New Orleans	7	173	1
White, Roddy	9/30/2012	at Atlanta	8	169	2
Wayne, Reggie	10/28/2007	Indianapolis	7	168	1
Fitzgerald, Larry†	1/10/2009	Arizona	8	166	1
Freeman, Antonio	12/14/1997	Green Bay	10	166	2
Brown, Tim	11/2/1997	Oakland	10	163	0
Boldin, Anquan	10/9/2005	at Arizona	10	162	1
Horn, Joe	12/5/2004	at New Orleans	8	160	2
Holt, Torry	12/12/2004	St. Louis	6	151	1
Horn, Joe	12/2/2001	at New Orleans	13	150	1
Jackson, Vincent	10/4/2015	at Tampa Bay	10	147	1
Hakim, Az-Zahir	11/5/2000	at St. Louis	8	147	1
Anderson, Robby	11/26/2017	at New York Jets	6	146	2
Irvin, Michael	10/11/1998	at Dallas	6	146	0
Colston, Marques	1/1/2012	at New Orleans	7	145	2
Moulds, Eric	10/25/1998	Buffalo	5	145	2
Branch, Deion†	2/1/2004	at New England	10	143	1
Fryar, Irving	10/27/1996	at Philadelphia	7	143	0
Graham, Jimmy	10/18/2015	at Seattle	8	140	0
Westbrook, Michael	10/3/1999	at Washington	8	140	2
Smith, Steve	9/28/2014	at Baltimore	7	139	2
Ertz, Zach	10/21/2018	at Philadelphia	9	138	0
Matthews, Jordan	11/10/2014	at Philadelphia	7	138	2
Barden, Ramses	9/20/2012	New York Giants	9	138	0
Carter, Cris	11/19/2000	at Minnesota	8	138	1
Boldin, Anquan†	1/12/2014	San Francisco	8	136	0
Fitzgerald, Larry	10/9/2005	at Arizona	9	136	1
Thomas, Demaryius	11/11/2012	Denver	9	135	0
Pittman, Michael	11/28/2004	Tampa Bay	8	134	2
Connell, Albert	10/3/1999	at Washington	5	134	2
Boyd, Tyler	9/23/2018	Cincinnati	6	132	1
Colston, Marques	10/1/2006	New Orleans	5	132	1
Beckham, Odell	10/7/2018	New York Giants	8	131	1
Holt, Torry	11/5/2000	at St. Louis	4	130	0
Graham, Jimmy	10/9/2011	New Orleans	8	129	0
Kearse, Jermaine†	1/10/2014	at Seattle	3	129	1
Rice, Jerry	12/8/1996	at San Francisco	10	129	1
Sproles, Darren	9/16/2012	New Orleans	13	128	0
White, Roddy	9/23/2007	at Atlanta	7	127	1
Wallace, Mike	11/24/2013	at Miami	5	127	1
Boston, David	12/30/2001	Arizona	7	127	2
Rice, Jerry	9/22/1996	San Francisco	10	127	0
Colston, Marques	12/8/2013	at New Orleans	9	125	2
Fitzgerald, Larry	12/19/2010	Arizona	9	125	0
Colston, Marques	12/28/2008	at New Orleans	7	123	1
Owens, Terrell	10/17/2004	at Philadelphia	4	123	0

Mathis, Terance

9/1/1996

Atlanta

4

123

0

Wayne, Reggie	11/27/2011	at Indianapolis	5	122	1
Hakim, Az-Zahir	12/5/1999	St. Louis	4	122	2
Cobb, Randall	10/19/2014	at Green Bay	6	121	1
Moore, Lance	12/30/2012	at New Orleans	4	121	0
Rice, Jerry	12/10/1995	San Francisco	6	121	0
Sanu, Mohamed	10/12/2014	at Cincinnati	10	120	1
Johnson, Andre	9/16/2007	Houston	7	120	2
Burress, Plaxico	12/15/2002	at Pittsburgh	6	120	1
Harrison, Marvin	10/12/2003	at Indianapolis	8	119	0
Jones, Julio	11/5/2017	Atlanta	6	118	0
McCardell, Keenan	11/9/2003	Tampa Bay	9	118	1
Owens, Terrell	10/7/2001	at San Francisco	8	118	2
White, Roddy	12/9/2012	Atlanta	9	117	1
Levens, Dorsey†	1/12/1997	at Green Bay	5	117	1
Celek, Brent	11/10/2014	at Philadelphia	5	116	0
Bryant, Antonio	12/6/2009	Tampa Bay	5	116	0
Bruce, Isaac†	1/10/2004	at St. Louis	7	116	0
Connell, Albert	12/13/1998	Washington	8	116	1
Graham, Jimmy	12/30/2012	at New Orleans	9	115	1
Fitzgerald, Larry	10/26/2008	Arizona	7	115	0
Smith, Jimmy	9/19/1999	Jacksonville	10	115	0
Hilliard, Ike	9/30/2007	Tampa Bay	7	114	0
Ochocinco, Chad	12/8/2002	Cincinnati	6	114	0
Garner, Charlie	10/22/2000	San Francisco	7	112	0
Copeland, Russell	9/10/1995	at Buffalo	2	112	1
Jackson, DeSean	12/19/2016	at Washington	7	111	0
Johnson, Stevie	9/15/2013	at Buffalo	8	111	1
Stallworth, Donte'	12/4/2006	at Philadelphia	4	111	1
Bruce, Isaac	12/5/1999	St. Louis	6	111	0
Rice, Jerry	11/5/1995	at San Francisco	8	111	0
Crabtree, Michael	11/27/2016	at Oakland	8	110	0
Kearse, Jermaine†	1/17/2016	Seattle	11	110	2
Mills, Ernie	10/11/1998	at Dallas	5	110	1
Dawkins, Sean	9/13/1998	at New Orleans	5	110	1
Owens, Terrell	12/8/1996	at San Francisco	5	110	1
Bruce, Isaac	11/12/1995	at St. Louis	9	110	1
Harris, Jackie	10/1/1995	Tampa Bay	5	108	0
Evans, Mike	12/24/2017	Tampa Bay	6	107	0
Williams, Damian	11/13/2011	Tennessee	5	107	1
Owens, Terrell	10/29/2006	Dallas	9	107	0
Chrebet, Wayne	11/29/1998	at New York Jets	7	107	2
Mathis, Terance	10/26/1997	Atlanta	8	107	0
Moss, Randy	11/19/2000	at Minnesota	5	106	1
Thielen, Adam	12/10/2017	Minnesota	6	105	1
Jermaine Kearse	11/26/2017	at New York Jets	7	105	1
Forte, Matt	10/5/2014	Chicago	12	105	1
Doucet, Early	9/11/2011	at Arizona	3	105	1
Welker, Wes	12/13/2009	at New England	10	105	0
Pollard, Marcus	10/16/2005	at Detroit	3	105	0
Cooks, Brandin	12/6/2015	at New Orleans	6	104	1
White, Roddy	12/28/2014	at Atlanta	8	104	0
Jones, Julio	12/11/2011	Atlanta	3	104	2
Wallace, Mike	12/23/2010	at Pittsburgh	4	104	1
Finneran, Brian	11/24/2002	Atlanta	4	104	0
Galloway, Joey	10/13/2002	at Dallas	3	104	1
Poole, Keith	1/2/2000	New Orleans	6	104	0

Williamson, Troy	9/17/2006	at Minnesota	6	102	0
Stallworth, Donte'	12/18/2005	at New Orleans	5	102	1
Johnson, Keyshawn	9/14/2003	at Tampa Bay	9	102	0
Gadsden, Oronde	11/4/2001	at Miami	5	102	0
Dwight, Tim	11/28/1999	Atlanta	5	102	0
Dawkins, Sean	11/1/1998	New Orleans	6	102	0
Mathis, Terance	12/17/1995	Atlanta	8	102	0
Henderson, Devery	10/7/2007	at New Orleans	4	101	0
Clayton, Mark	10/15/2006	at Baltimore	5	101	2
Wilson, Cedrick	11/14/2004	at San Francisco	5	101	0
Horn, Joe	11/10/2002	New Orleans	6	101	0
Bruce, Isaac	9/17/1995	St. Louis	5	100	0

† POSTSEASON



***GAME
SUMMARIES***

GAME 1 CAROLINA 16 — DALLAS 8

September 9, 2018
Bank of America Stadium • Charlotte, NC

After a late surge by the visiting Dallas Cowboys, the Carolina Panthers hung on for a 16-8 victory in their season opener Sunday at Bank of America Stadium. Dallas running back Ezekiel Elliott scored on a 4-yard run with 8:51 left to cut the Panthers' 16-0 lead in half, and then the Carolina defense was once again called upon to make a big play - something the unit had done all game. With 1:39 remaining in the contest, defensive end Mario Addison crunched quarterback Dak Prescott, forcing a fumble that cornerback Captain Munnerylyn recovered to allow Carolina to run out the clock. The defense dominated most of the game, holding the Cowboys to 60 yards, zero third-down conversions and no scoring drives in the first half. Linebacker Shaq Thompson was a major piece to the defense's game-winning puzzle, totaling nine tackles and a sack that eventually helped set up the Panthers' first touchdown after a quick Dallas three-and-out. While the defense made the big play to seal the win, the offense put all of Carolina's points on the board. Quarterback Cam Newton finished the night 17-of-26 for 161 yards and led the team with 58 rushing yards, including a touchdown in the second quarter. After Newton's touchdown run, the Panthers' next score came by way of a field goal from kicker Graham Gano to close the first half. Their final score of the night came early in the fourth when fullback Alex Armah punched in his first career TD on a 1-yard plunge.

FINAL INDIVIDUAL and TEAM STATISTICS

Dallas Cowboys										Carolina Panthers														
RUSHING	ATT		YDS	AVG	LG	TD	RUSHING	ATT		YDS	AVG	LG	TD											
Elliott	15		69	4.6	17	1	Newton	13		58	4.5	29	1											
Prescott	5		19	3.8	9	0	McCaftrey	10		50	5.0	15	0											
R. Smith	1		5	5.0	5	0	Anderson	7		35	5.0	9	0											
Austin	1		1	1.0	1	0	Moore	1		3	3.0	3	0											
							Armah	1		1	1.0	1	1											
Total	22		94	4.3	17	1	Total	32		147	4.6	29	2											
PASSING	ATT	CMP	YDS	SK/YD	TD	LG	IN	Rtg.	PASSING	ATT	CMP	YDS	SK/YD	TD	LG	IN	Rtg.							
Prescott	29	19	170	6/32	2	20	0	81.1	Newton	26	17	161	3/15	0	19	0	82.4							
Total	29	19	170	6/32	2	20	0	81.1	Total	26	17	161	3/15	0	19	0	82.4							
PASS RECEIVING	NO		YDS	AVG	LG	TD	PASS RECEIVING	NO		YDS	AVG	LG	TD											
Beasley	7		73	10.4	17	0	McCaftrey	6		45	7.5	14	0											
Thompson	3		27	9.0	13	0	Funchess	3		41	13.7	15	0											
Swaim	3		18	6.0	11	0	Wright	3		23	7.7	10	0											
Elliott	3		18	5.7	13	0	Olsen	2		33	16.5	19	0											
Hurns	1		20	20.0	20	0	Thomas	2		4	2.0	7	0											
Gallup	1		9	9.0	9	0	T. Smith	1		15	15.0	15	0											
Williams	1		6	6.0	6	0																		
Total	19		170	8.9	20	0	Total	17		161	9.5	19	0											
INTERCEPTIONS	NO		YDS	AVG	LG	TD	INTERCEPTIONS	NO		YDS	AVG	LG	TD											
Total	0		0	---	---	0	Total	0		0	---	---	0											
PUNTING	NO		YDS	AVG	TB	IN20	LG	PUNTING	NO		YDS	AVG	TB	IN20	LG									
C. Jones	6		293	48.8	0	2	56	Palardy	6		287	47.8	1	3	52									
Total	6		293	48.8	0	2	56	Total	6		287	47.8	1	3	52									
PUNT RETURNS	NO		YDS	AVG	FC	LG	TD	PUNT RETURNS	NO		YDS	AVG	FC	LG	TD									
Austin	2		13	6.5	2	15	0	Byrd	3		47	15.7	1	30	0									
Beasley	0		0	---	1	---	0	Moore	1		15	15.0	1	15	0									
[TOUCHBACK]	1		0	---	0	---	0																	
Total	2		13	6.5	3	15	0	Total	4		62	15.5	2	30	0									
KICKOFF RETURNS	NO		YDS	AVG	FC	LG	TD	KICKOFF RETURNS	NO		YDS	AVG	FC	LG	TD									
[TOUCHBACK]	4		0	0.0	0	0	0	[TOUCHBACK]	2		0	0.0	0	0	0									
Total	0		0	0.0	0	0	0	Total	0		0	0.0	0	0	0									
FUMBLES	Fum	Own Rec.	Yds	TD	FF	Opp. Rec.	Yds	TD	Bnds	FUMBLES	Fum	Own Rec.	Yds	TD	FF	Opp. Rec.	Yds	TD	Bnds					
Prescott	1	0	0	0	0	0	0	0	0	Wright	1	1	0	0	0	0	0	0	0					
Ross	0	0	0	0	1	0	0	0	0	McCaftrey	1	0	0	0	0	0	0	0	0					
Awuzie	0	0	0	0	1	0	0	0	0	Addison	0	0	0	0	1	0	0	0	0					
Lawrence	0	0	0	0	0	1	0	0	0	Munnerlyn	0	0	0	0	0	1	0	0	0					
Total	1	0	0	0	2	1	0	0	0	Total	1	0	0	0	1	1	0	0	0					
Cowboys										PANTHERS														
TOTAL FIRST DOWNS					17					20					Cowboys					PANTHERS				
--By Rushing					4					9					6-48.8					6-47.8				
--By Passing					10					9					38.5					42.3				
--By Penalty					3					2					0-0					0-0				
THIRD DOWN EFFICIENCY					2-11-18%					4-12-33%					13					62				
FOURTH DOWN EFFICIENCY					0-1-0%					0-0-0%					2-13					4-62				
TOTAL NET YARDS					232					293					0-0					0-0				
--Total Offensive Plays (inc. times thrown passing)					57					61					0-0					0-0				
--Average gain per offensive play					4.1					4.8					0-0					0-0				
NET YARDS RUSHING					94					147					10-85					9-80				
--Total Rushing Plays					22					32					1-1					2-1				
--Average gain per rushing play					4.3					4.6					1					2				
--Tackles for a loss-number and yards					2-2					2-2					0					0				
NET YARDS PASSING					138					146					EXTRA POINTS Made-Attempts					1-2				
--Times thrown - yards lost attempting to pass					6-32					3-15					--Kicking Made-Attempts					1-1				
--Gross yards passing					170					161					--Rushing Made-Attempts					0-1				
PASS ATTEMPTS-COMPLETIONS-HAD INTERCEPTED					29-19-0					26-17-0					FIELD GOALS Made-Attempts					0-1				
--Avg gain per pass play (inc.# thrown passing)					3.9					5.0					RED ZONE EFFICIENCY					1-1-100%				
KICKOFFS Number-In End Zone-Touchbacks					2-2-2					4-4-4					GOAL TO GO EFFICIENCY					2-2-100%				
															SAFETIES					0				
															FINAL SCORE					8				
															TIME OF POSSESSION					29:24				
																				16				
																				30:36				

GAME 2 ATLANTA 31 – CAROLINA 24

September 16, 2018
Mercedes-Benz Stadium • Atlanta, Ga.

The Falcons scored 21 unanswered points and held on to hand the Panthers their first loss of the season, 31-24, at Mercedes-Benz Stadium. The Panthers took an early 10-3 lead before Atlanta quarterback Matt Ryan put his stamp on three touchdown drives to seize control for the Falcons. Carolina threatened to rally when quarterback Cam Newton used his arm to help lead an 11-play, 80-yard drive that ended with a 3-yard touchdown pass to wide receiver Torrey Smith early in the fourth quarter. That brought the Panthers within 24-17, but then Ryan responded with an 8-yard touchdown run, increasing the Falcons lead back to 14. A Newton interception on a pass that bounced off running back C.J. Anderson on the ensuing drive appeared to ice the game, but the Panthers managed to make it interesting. Rookie wide receiver DJ Moore turned his first career catch into a 51-yard touchdown with 2:20 left to pull the Panthers within seven, and Carolina got the ball back with 1:48 left and moved into Atlanta territory but ran out of time. Newton finished the game 32-of-45 for 335 yards with three touchdown passes while Ryan completed 23 of his 28 passes for 272 yards and four touchdowns. For the second straight week, Newton led the team with 42 rushing yards while running back Christian McCaffrey also led the team again with 102 receiving yards on 14 catches - matching the franchise record.

FINAL INDIVIDUAL and TEAM STATISTICS

Carolina Panthers										Atlanta Falcons									
RUSHING			ATT	YDS	AVG	LG	TD			RUSHING			ATT	YDS	AVG	LG	TD		
Newton			5	42	8.4	16	0			Coleman			16	107	6.7	36	0		
McCaffrey			8	37	4.6	11	0			Smith			9	46	5.1	18	0		
Anderson			3	31	10.3	22	0			Ryan			4	18	4.5	8	2		
Moore			1	7	7.0	7	0			Ridley			1	3	3.0	3	0		
Armah			1	4	4.0	4	0			Schaub			1	0	0.0	0	0		
										Sanu			1	-4	-4.0	-4	0		
Total			18	121	6.7	2	0			Total			32	170	5.3	36	2		
PASSING	ATT	CMP	YDS	SK/YD	TD	LG	IN	Rtg.			PASSING	ATT	CMP	YDS	SK/YD	TD	LG	IN	Rtg.
Newton	45	32	335	2/17	3	51	1	105.3			Ryan	28	23	272	0/0	2	30	1	116.1
Total	45	32	335	2/17	3	51	1	105.3			Total	28	23	272	0/0	2	30	1	116.1
PASS RECEIVING			NO	YDS	AVG	LG	TD			PASS RECEIVING			NO	YDS	AVG	LG	TD		
McCaffrey			14	102	7.3	18	0			Jones			5	64	12.8	30	0		
Funhess			7	77	11.0	27	0			Hooper			5	59	11.8	30	1		
Wright			5	62	12.4	22	1			Ridley			4	64	16.0	22	1		
T. Smith			3	33	11.0	26	1			Coleman			4	18	4.5	9	0		
Thomas			2	10	5.0	8	0			Sanu			2	19	9.5	12	0		
Moore			1	51	51.0	51	1			Hall			1	30	30.0	30	0		
										Paulsen			1	10	10.0	10	0		
Total			32	335	10.5	51	3			Smith			1	8	8.0	8	0		
										Total			23	272	11.8	30	2		
INTERCEPTIONS			NO	YDS	AVG	LG	TD			INTERCEPTIONS			NO	YDS	AVG	LG	TD		
Jackson			1	0	0.0	0	0			Allen			1	28	28.0	28	0		
Total			1	0	0.0	0	0			Total			1	28	28.0	28	0		
PUNTING			NO	YDS	AVG	TB	IN20	LG			PUNTING			NO	YDS	AVG	TB	IN20	LG
Palardy			4	191	47.8	0	2	53			Bosher			4	179	44.8	1	2	54
Total			4	191	47.8	0	2	53			Total			4	179	44.8	1	2	54
PUNT RETURNS			NO	YDS	AVG	FC	LG	TD			PUNT RETURNS			NO	YDS	AVG	FC	LG	TD
Moore			2	9	4.5	0	5	0			Hardy			1	3	3.0	2	3	0
[DOWNED]			1	0	0.0	0	0	0			[DOWNED]			1	0	0.0	0	0	0
[TOUCHBACK]			1	0	0	0	0	0											
Total			2	9	4.5	0	5	0			Total			1	3	3.0	2	3	0
KICKOFF RETURNS			NO	YDS	AVG	FC	LG	TD			KICKOFF RETURNS			NO	YDS	AVG	FC	LG	TD
Moore			1	26	26.0	0	26	0			Ridley			2	50	50.0	0	32	0
[TOUCHBACK]			5	0	0.0	0	0	0			[TOUCHBACK]			2	0	0.0	0	0	0
Total			1	26	26.0	0	26	0			Total			0	0	0.0	0	0	0
FUMBLES	Fum	Own Rec.	Yds	TD	FF	Opp. Rec.	Yds	TD	Out Bnds	FUMBLES	Fum	Own Rec.	Yds	TD	FF	Opp. Rec.	Yds	TD	Out Bnds
Jackson	0	0	0	0	1	0	0	0	0	Schaub	1	1	-8	0	0	0	0	0	0
Short	0	0	0	0	1	0	0	0	0	Coleman	1	0	0	0	0	0	0	0	1
Total	0	0	0	0	2	0	0	0	0	Smith	1	0	0	0	1	0	0	0	0
										Fusco	0	1	0	0	0	0	0	0	0
										Total	3	2	-8	0	0	0	0	0	1

	Panthers	FALCONS		Panthers	FALCONS
TOTAL FIRST DOWNS	27	23	PUNTS Number and Average	4-47.8	4-44.8
--By Rushing	6	10	--Had Blocked	0	0
--By Passing	20	12	--Net Punting Average	47.0	37.5
--By Penalty	1	1	FGs - PATs Had Blocked	0-0	0-0
THIRD DOWN EFFICIENCY	5-11-45%	6-11-55%	TOTAL RETURN YARDAGE (Not Including Kickoffs)	9	31
FOURTH DOWN EFFICIENCY	1-1-100%	0-0-0%	--No. and Yards Punt Returns	2-9	1-3
NET YARDS	439	442	--No. and Yards Kickoff Returns	1-26	2-50
--Total Offensive Plays (inc. times thrown passing)	65	60	--No. and Yards Interception Returns	1-0	1-28
--Average gain per offensive play	6.8	7.4	PENALTIES Number and Yards	7-49	2-26
NET YARDS RUSHING	121	170	FUMBLES Number and Lost	0-0	3-0
--Total Rushing Plays	18	32	TOUCHDOWNS	3	4
--Average gain per rushing play	6.7	5.3	--Rushing	0	2
--Tackles for a loss-number and yards	0-0	5-20	--Passing	3	2
NET YARDS PASSING	318	272	EXTRA POINTS Made-Attempts	3-3	4-4
--Times thrown - yards lost attempting to pass	2-17	0-0	--Kicking Made-Attempts	3-3	4-4
--Gross yards passing	335	272	--Rushing Made-Attempts	0-0	0-0
PASS ATTEMPTS-COMPLETIONS-HAD INTERCEPTED	45-32-1	28-23-1	FIELD GOALS Made-Attempts	1-1	1-1
--Avg gain per pass play (inc.# thrown passing)	6.8	9.7	RED ZONE EFFICIENCY	2-2-100%	4-4-100%
KICKOFFS Number-In End Zone-Touchbacks	5-5-3	6-6-5	GOAL TO GO EFFICIENCY	2-2-100%	1-1-100%
			SAFETIES	0	0
			FINAL SCORE	24	31
			TIME OF POSSESSION	30:18	29:42

GAME 3 CAROLINA 31-CINCINNATI 21

September 23, 2018
Bank of America Stadium • Charlotte.

Running back Christian McCaffrey ran for 184 yards as he earned his first career 100-yard rushing game while quarterback Cam Newton accounted for four touchdowns to help propel the Panthers past the Bengals 31-21 Sunday at Bank of America Stadium. An interception of Bengals quarterback Andy Dalton by defensive end Efe Obada - in his first career game - late in the third quarter set up a 5-yard charge up the middle by Newton for his second rushing touchdown of the contest, putting the Panthers up 28-14. On the ensuing drive, Dalton would find wide receiver Tyler Boyd in the endzone to pull Cincinnati within seven heading into the fourth quarter. After a devastating sack on Dalton by Obada with under four minutes remaining, rookie cornerback Donte Jackson nabbed his third career interception - his second of the game - to give Carolina the ball. A 40-yard Graham Gano field goal would put away the visiting team and secure a Carolina victory heading into the bye week. Newton finished 15-of-24 for 150 passing yards with two passing touchdowns and two rushing touchdowns. After leading the team in receiving yards the first two games, and tying a single-game franchise record with 14 receptions against Atlanta, McCaffrey dominated a Bengals defense that had been stopping the run well through two games. He ended his career day with 184 rushing yards on 28 carries, and two receptions for 10 yards.

FINAL INDIVIDUAL and TEAM STATISTICS

Cincinnati Bengals										Carolina Panthers									
RUSHING			ATT	YDS	AVG	LG	TD			RUSHING			ATT	YDS	AVG	LG	TD		
Bernard			12	61	5.1	23	1			McCaffrey			28	184	6.6	45	0		
Boyd			1	5	5.0	5	0			Newton			10	36	3.6	12	2		
										Anderson			2	9	4.5	6	0		
										Armah			1	1	1.0	1	0		
Total			13	66	5.1	23	1			Total			41	230	5.6	45	2		
PASSING	ATT	CMP	YDS	SK/YD	TD	LG	IN	Rtg.			PASSING	ATT	CMP	YDS	SK/YD	TD	LG	IN	Rtg.
Dalton	46	29	352	2/22	2	49	4	64.8			Newton	24	15	150	1/3	2	27	0	108.0
Total	46	29	352	2/22	2	49	4	64.8			Total	24	15	150	1/3	2	27	0	108.0
PASS RECEIVING			NO	YDS	AVG	LG	TD			PASS RECEIVING			NO	YDS	AVG	LG	TD		
Boyd			6	132	22.0	49	1			Funchess			4	67	16.8	27	1		
Eifert			6	74	12.3	20	0			Thomas			3	20	6.7	18	0		
Green			5	58	11.6	31	0			T. Smith			3	19	6.3	8	0		
Bernard			5	25	5.0	8	0			McCaffrey			2	10	5.0	11	0		
Ross			3	16	5.3	9	0			Anderson			1	24	24.0	24	1		
Uzomah			2	19	9.5	18	1			Wright			1	7	7.0	7	0		
Kroft			1	16	16.0	16	0			Moore			1	3	3.0	3	0		
Malone			1	12	12.0	12	0												
Total			29	352	12.1	49	2			Total			15	150	10.0	27	2		
INTERCEPTIONS			NO	YDS	AVG	LG	TD			INTERCEPTIONS			NO	YDS	AVG	LG	TD		
Total			0	0	---	---	0			Jackson			2	0	0.0	0	0		
										Obada			1	4	4.0	4	0		
										Kuechly			1	0	0.0	0	0		
										Total			4	4	1.0	4	0		
PUNTING			NO	YDS	AVG	TB	IN20	LG			PUNTING			NO	YDS	AVG	TB	IN20	LG
Huber			3	132	44.0	0	2	48			Palardy			4	165	41.3	0	3	59
Total			3	132	44.0	0	2	48			Total			4	165	41.3	0	3	59
PUNT RETURNS			NO	YDS	AVG	FC	LG	TD			PUNT RETURNS			NO	YDS	AVG	FC	LG	TD
Erickson			1	9	9.0	3	9	0			Moore			1	4	4.0	1	4	0
										[DOWNED]			1	0	0.0	1	0	0	
Total			1	9	9.0	3	9	0			Total			1	4	4.0	1	4	0
KICKOFF RETURNS			NO	YDS	AVG	FC	LG	TD			KICKOFF RETURNS			NO	YDS	AVG	FC	LG	TD
[TOUCHBACK]			6	0	0.0	0	0	0			[TOUCHBACK]			4	0	0.0	0	0	0
Total			0	0	0.0	0	0	0			Total			0	0	0.0	0	0	0
FUMBLES	Fum	Own Rec.	Yds	TD	FF	Opp. Rec.	Yds	TD	Out Bnds	FUMBLES	Fum	Own Rec.	Yds	TD	FF	Opp. Rec.	Yds	TD	Out Bnds
Dunlap	0	0	0	0	1	0	0	0	0	Newton	1	1	0	0	0	0	0	0	0
Total	0	0	0	0	1	0	0	0	0	Total	1	1	0	0	0	0	0	0	0

	Bengals	PANTHERS		Bengals	PANTHERS
TOTAL FIRST DOWNS	25	23	PUNTS Number and Average	3-44.0	4-41.3
--By Rushing	6	11	--Had Blocked	0	0
--By Passing	18	10	--Net Punting Average	42.7	39.0
--By Penalty	1	2	FGs - PATs Had Blocked	0-0	0-0
THIRD DOWN EFFICIENCY	4-10-40%	6-13-46%	TOTAL RETURN YARDAGE (Not Including Kickoffs)	9	8
FOURTH DOWN EFFICIENCY	0-0-0%	0-1-0%	--No. and Yards Punt Returns	1-9	1-4
TOTAL NET YARDS	396	377	--No. and Yards Kickoff Returns	0-0	0-0
--Total Offensive Plays (inc. times thrown passing)	61	66	--No. and Yards Interception Returns	0-0	4-4
--Average gain per offensive play	6.5	5.7	PENALTIES Number and Yards	4-36	3-17
NET YARDS RUSHING	66	230	FUMBLES Number and Lost	0-0	1-0
--Total Rushing Plays	13	41	TOUCHDOWNS	3	4
--Average gain per rushing play	5.1	5.6	--Rushing	1	2
--Tackles for a loss-number and yards	2-11	1-1	--Passing	2	2
NET YARDS PASSING	330	147	EXTRA POINTS Made-Attempts	3-3	4-4
--Times thrown - yards lost attempting to pass	2-22	1-3	--Kicking Made-Attempts	3-3	4-4
--Gross yards passing	352	150	FIELD GOALS Made-Attempts	0-1	1-1
PASS ATTEMPTS-COMPLETIONS-HAD INTERCEPTED	46-29-4	24-15-0	RED ZONE EFFICIENCY	2-2-100%	3-3-100%
--Avg gain per pass play (inc.# thrown passing)	6.9	5.9	GOAL TO GO EFFICIENCY	2-2-100%	3-3-100%
KICKOFFS Number-In End Zone-Touchbacks	4-4-4	6-6-6	SAFETIES	0	0
			FINAL SCORE	21	31
			TIME OF POSSESSION	26:05	33:55

GAME 4 CAROLINA 33-NEW YORK GIANTS 31

October 7, 2018
Bank of America Stadium • Charlotte.

In a game loaded with ups and downs, the Panthers - behind the leg of kicker Graham Gano - escaped Bank of America Stadium with a dramatic 33-31 victory over the Giants on Sunday. Gano's 63-yard conversion - his fourth successful attempt of the game - as time expired marked both a franchise and career long for the veteran, who won the game in similar fashion for the Panthers in the teams' last meeting in 2015. Down 31-30, Carolina's offense took the field with a 1:08 left in regulation. Quarterback Cam Newton connected on two of his four pass attempts to place the Panthers on the New York 45 with 30 seconds left. A 1-yard rush by running back Christian McCaffrey and a Newton spike eventually set the stage for Gano's heroics. Newton finished 21-of-35 for 237 yards, with two touchdowns and two interceptions to go along with 29 rushing yards. McCaffrey, who hauled in his first touchdown of the season late in the game, ended the night with 58 yards on 17 rushes, and five receptions for 35 yards. Despite trailing for most of the afternoon, New York hung around throughout the second half. A 33-yard touchdown pass from quarterback Eli Manning to wide receiver Odell Beckham Jr. early in the fourth quarter pulled New York within three. Following McCaffrey's score after a pick of Manning by Carolina safety Mike Adams - his second of the game - the Giants answered with a 15-yard Manning pass to rookie running back Saquon Barkley to go up by one. But it would prove to not be enough. Manning went 22-of-36 for 326 yards, with two touchdowns and two interceptions while Beckham finished with 131 receiving yards and one interception, and a passing touchdown.

FINAL INDIVIDUAL and TEAM STATISTICS

New York Giants											Carolina Panthers										
RUSHING		ATT	YDS	AVG	LG	TD	RUSHING		ATT	YDS	AVG	LG	TD	RUSHING		ATT	YDS	AVG	LG	TD	
Barkley		15	48	3.2	30	0	McCaffrey		17	58	3.4	14	0	Newton		8	29	3.6	9	0	
Manning		1	2	2.0	2	0	Moore		1	18	18.0	18	0	Anderson		4	9	2.3	5	0	
							Armah		1	4	4.0	4	0	Total		31	118	3.8	18	0	
Total		16	50	3.1	30	0															
PASSING		ATT	CMP	YDS	SK/YD	TD	LG	IN	Rtg.	PASSING		ATT	CMP	YDS	SK/YD	TD	LG	IN	Rtg.		
Manning		36	22	326	1/1	2	40	2	86.1	Newton		35	21	237	1/5	2	27	2	75.5		
Beckham		1	1	57	0/0	1	57	0	158.3	Total		35	21	237	1/5	2	27	2	75.5		
Total		37	23	383	1/1	3	57	2	101.5												
PASS RECEIVING		NO		YDS	AVG	LG	TD	PASS RECEIVING		NO		YDS	AVG	LG	TD						
Beckham		8		131	16.4	33	1	McCaffrey		5		35	7.0	18	1						
Barkley		4		81	20.3	57	2	Funchess		4		53	13.3	21	0						
S. Shepard		4		75	18.8	28	0	Moore		4		49	12.3	20	0						
R. Shepard		3		52	17.3	40	0	Thomas		3		38	12.7	27	0						
Davis		2		27	13.5	22	0	Wright		3		25	8.3	27	0						
Ellison		2		17	8.5	12	0	Samuel		2		37	18.5	25	1						
Total		23		383	16.7	57	3	Total		15		150	10.0	27	2						
INTERCEPTIONS		NO		YDS	AVG	LG	TD	INTERCEPTIONS		NO		YDS	AVG	LG	TD						
Jenkins		1		29	29.0	29	0	Adams		2		18	9.0	18	0						
Riley		1		12	12.0	12	0	Total		2		18	9.0	18	0						
Total		2		41	20.5	29	0														
PUNTING		NO		YDS	AVG	TB	IN20	LG	PUNTING		NO		YDS	AVG	TB	IN20	LG				
Dixon		2		99	49.5	0	1	51	Palardy		3		153	51.0	0	2	55				
Total		2		99	49.5	0	1	51	Total		3		153	51.0	0	2	55				
PUNT RETURNS		NO		YDS	AVG	FC	LG	TD	PUNT RETURNS		NO		YDS	AVG	FC	LG	TD				
Beckham		3		15	5.0	0	15	0	Byrd		1		-3	3.0	1	-3	0				
Total		3		15	5.0	0	15	0	Total		1		-3	3.0	1	-3	0				
KICKOFF RETURNS		NO		YDS	AVG	FC	LG	TD	KICKOFF RETURNS		NO		YDS	AVG	FC	LG	TD				
Davis		2		53	23.5	0	29	0	[OUT OF BOUNDS]		1		0	0.0	0	0	0				
Beckham		1		26	26.0	0	26	0	[TOUCHBACK]		6		0	0.0	0	0	0				
S. Shepard		0		27	0.0	0	27	0													
Riley		0		-3	0.0	0	-3	0													
[TOUCHBACK]		5		0	0.0	0	0	0													
Total		3		103	34.3	0	29	0	Total		0		0	0.0	0	0	0				
FUMBLES	Fum	Own Rec.	Yds	TD	FF	Opp. Rec.	Yds	TD	Out Bnds	FUMBLES	Fum	Own Rec.	Yds	TD	FF	Opp. Rec.	Yds	TD	Out Bnds		
Beckham	1	0	0	0	0	0	0	0	0	Newton	1	0	0	0	0	0	0	0	1		
S. Shepard	1	0	0	0	0	0	0	0	0	C. Jones	0	0	0	0	0	1	0	1	0		
Apple	0	0	0	0	1	0	0	0	1	Total	1	0	0	0	0	1	0	1	0		
Total	2	0	0	0	1	0	0	0	1	Total	1	0	0	0	0	1	0	1	0		

	Giants	PANTHERS		Giants	PANTHERS
TOTAL FIRST DOWNS	18	21	PUNTS Number and Average	2-49.5	3-51.0
--By Rushing	3	6	--Had Blocked	0	0
--By Passing	15	12	--Net Punting Average	51.0	46.0
--By Penalty	0	3	FGs - PATs Had Blocked	0-0	0-0
THIRD DOWN EFFICIENCY	0-7-0%	4-13-31%	TOTAL RETURN YARDAGE (Not Including Kickoffs)	56	15
FOURTH DOWN EFFICIENCY	1-2-50%	1-1-100%	--No. and Yards Punt Returns	3-15	1-3
TOTAL NET YARDS	432	350	--No. and Yards Kickoff Returns	3-103	0-0
--Total Offensive Plays (inc. times thrown passing)	54	66	--No. and Yards Interception Returns	2-41	2-18
--Average gain per offensive play	8.0	5.2	PENALTIES Number and Yards	8-62	4-22
NET YARDS RUSHING	50	118	FUMBLES Number and Lost	2-1	1-0
--Total Rushing Plays	16	31	TOUCHDOWNS	3	3
--Average gain per rushing play	3.1	3.8	--Rushing	0	0
--Tackles for a loss-number and yards	6-15	5-6	--Passing	3	2
NET YARDS PASSING	382	232	--Fumbles	0	1
--Times thrown - yards lost attempting to pass	1-1	1-5	EXTRA POINTS Made-Attempts	3-3	3-3
--Gross yards passing	383	237	--Kicking Made-Attempts	2-2	3-3
PASS ATTEMPTS-COMPLETIONS-HAD INTERCEPTED	37-23-2	35-21-2	--Passing Made-Attempts	1-1	0-0
--Avg gain per pass play (inc.# thrown passing)	10.1	6.4	FIELD GOALS Made-Attempts	3-3	4-4
KICKOFFS Number-In End Zone-Touchbacks	7-6-6	8-7-5	RED ZONE EFFICIENCY	1-2-50%	1-3-33%
			GOAL TO GO EFFICIENCY	0-0-0%	0-0-0%
			SAFETIES	0	0
			FINAL SCORE	31	33
			TIME OF POSSESSION	24:33	35:27

GAME 5 WASHINGTON 23 – CAROLINA 17

October 14, 2018
FedExField • Landover, Md.

LANDOVER, Md. -- Turnovers defined the game early, and the miscues ended up costing the Panthers as they fell 23-17 to the Redskins at FedEx Field on Sunday afternoon. Down 17-0 in the first half, Carolina threatened to pull it out late after quarterback Cam Newton found wide receiver Torrey Smith for a 3-yard touchdown pass with under nine minutes remaining. Smith would follow up by hauling in the two-point conversion to put Carolina within three. On the subsequent drive, Washington ate away at the clock with a 10-play, 64-yard series that ended with a 29-yard field goal by kicker Dustin Hopkins to extend the lead to 23-17. The Panthers had one last chance and drove into the red zone, but a pair of incomplete passes from the 16-yard-line ended the threat and allowed Washington to run out the final seconds after holding on downs. Newton completed 27 of his 40 pass attempts for 275 yards, two touchdowns and one interception, and added 43 yards on nine rushes. Tight end Greg Olsen made a few big plays in his first game back from injury, finishing with four receptions for 48 yards. Wide receiver Devin Funchess led the team with 74 receiving yards and a touchdown while Smith caught all five of his targets for 43 yards and a score. Washington quarterback Alex Smith went 21-for-36 for 163 yards and two touchdowns, and running back Adrian Peterson earned 97 yards on 17 carries. In a bright spot for the defense, linebacker Thomas Davis made his 2018 debut and finished with six tackles and two deflections. Three different players earned a sack in the loss, including defensive end Julius Peppers as he inches closer to becoming third all-time in that category.

FINAL INDIVIDUAL and TEAM STATISTICS

Carolina Panthers										Washington Redskins											
RUSHING	ATT		YDS	AVG	LG	TD					RUSHING	ATT		YDS	AVG	LG	TD				
Newton	9		43	4.8	15	0					Peterson	17		97	5.7	19	0				
McCaffrey	8		20	2.5	9	0					Smith	6		13	2.2	5	0				
Moore	1		18	18.0	18	0					Bibbs	2		11	5.5	8	0				
											Harris	1		6	6.0	6	0				
											Perine	1		3	3.0	3	0				
											Richardson	1		2	2.0	2	0				
Total	18		81	4.5	18	0					Total	28		132	4.7	19	0				
PASSING	ATT	CMP	YDS	SK/YD	TD	LG	IN	Rtg.					PASSING	ATT	CMP	YDS	SK/YD	TD	LG	IN	Rtg.
Newton	40	27	275	1/6	2	23	1	93.2					A. Smith	36	21	163	3/7	2	22	0	88.1
Total	40	27	275	1/6	2	23	1	93.2					Total	36	21	163	3/7	2	22	0	88.1
PASS RECEIVING			NO	YDS	AVG	LG	TD					PASS RECEIVING			NO	YDS	AVG	LG	TD		
McCaffrey			7	46	6.6	15	0					Reed			5	36	7.2	10	0		
Funchess			5	74	14.8	23	1					Davis			3	48	16.0	22	1		
T. Smith			5	43	8.6	12	1					Richardson			3	31	10.3	21	1		
Moore			4	59	14.8	18	0					Doctson			3	20	6.7	8	0		
Olsen			4	48	12.0	18	0					Harris			3	13	4.3	13	0		
Wright			1	3	3.0	3	0					Quick			2	12	6.0	6	0		
Manhertz			1	2	2.0	2	0					Bibbs			1	6	6.0	6	0		
												Perine			1	-3	-3.0	-3	0		
Total			27	275	10.2	23	2					Total			21	163	7.8	2	2		
INTERCEPTIONS			NO	YDS	AVG	LG	TD					INTERCEPTIONS			NO	YDS	AVG	LG	TD		
Total			0	0	---	---	0					Norman			1	7	7.0	7	0		
												Total			1	7	7.0	7	0		
PUNTING			NO	YDS	AVG	TB	IN20	LG					PUNTING			NO	YDS	AVG	TB	IN20	LG
Palardy			3	133	44.3	1	0	53					Way			4	164	41.0	0	2	51
Total			3	133	44.3	1	0	53					Total			4	164	41.0	0	2	51
PUNT RETURNS			NO	YDS	AVG	FC	LG	TD					PUNT RETURNS			NO	YDS	AVG	FC	LG	TD
Moore			1	0	0.0	1	0	0					Stroman			1	10	10.0	1	10	0
[DOWNED]			2	0	0.0	0	0	0					[TOUCHBACK]			1	0	0.0	0	0	0
Total			1	0	0.0	1	0	0					Total			1	10	10.0	1	10	0
KICKOFF RETURNS			NO	YDS	AVG	FC	LG	TD					KICKOFF RETURNS			NO	YDS	AVG	FC	LG	TD
Samuel			2	37	18.5	0	20	0					Bibbs			1	18	18.0	0	18	0
[TOUCHBACK]			4	0	0.0	0	0	0					Sprinkle			1	6	6.0	0	6	0
													[TOUCHBACK]			2	0	0.0	0	0	0
Total			2	37	18.5	0	20	0					Total			2	24	12.0	0	18	0
FUMBLES	Fum	Own Rec.		Yds	TD	FF	Opp. Rec.	Yds	TD	Out Bnds					FUMBLES	Fum	Own Rec.		Yds	TD	Out Bnds
Moore	2	0	0	0	0	0	0	0	0	0					A.Smith	1	0	0	0	0	0
Newton	1	0	0	0	0	0	0	0	0	0					T. Williams	0	1	2	0	0	1
Van Roten	0	1	0	0	0	0	0	0	0	0					Hamilton	0	0	0	0	0	0
Peppers	0	0	0	0	1	0	0	0	0	0					Norman	0	0	0	0	0	0
Total	3	1	0	0	1	0	0	0	0	0					Swearinger	0	0	0	0	0	0
															Foster	0	0	0	0	0	0
															Sprinkle	0	0	0	0	0	0
															Total	1	1	2	0	3	0

		Panthers	REDSKINS			Panthers	REDSKINS
TOTAL FIRST DOWNS		22	18	PUNTS Number and Average		3-44.3	4-41.0
--By Rushing		7	7	--Had Blocked		0	0
--By Passing		15	10	--Net Punting Average		34.3	41.0
--By Penalty		0	1	FGs - PATs Had Blocked		0-0	0-0
THIRD DOWN EFFICIENCY		3-9-33%	7-16-44%	TOTAL RETURN YARDAGE (Not Including Kickoffs)		0	17
FOURTH DOWN EFFICIENCY		0-1-0%	1-2-50%	--No. and Yards Punt Returns		1-0	1-10
TOTAL NET YARDS		350	288	--No. and Yards Kickoff Returns		2-37	2-24
--Total Offensive Plays (inc. times thrown passing)		59	67	--No. and Yards Interception Returns		0-0	1-7
--Average gain per offensive play		5.9	4.3	PENALTIES Number and Yards		8-55	5-43
NET YARDS RUSHING		81	132	FUMBLES Number and Lost		3-2	1-0
--Total Rushing Plays		18	28	TOUCHDOWNS		2	2
--Average gain per rushing play		4.5	4.7	--Rushing		0	0
--Tackles for a loss-number and yards		2-2	1-1	--Passing		2	2
NET YARDS PASSING		269	156	EXTRA POINTS Made-Attempts		1-2	2-2
--Times thrown - yards lost attempting to pass		1-6	3-7	--Kicking Made-Attempts		0-1	2-2
--Gross yards passing		275	163	--Passing Made-Attempts		1-1	0-0
PASS ATTEMPTS-COMPLETIONS-HAD INTERCEPTED		40-27-1	36-21-0	FIELD GOALS Made-Attempts		1-1	3-3
--Avg gain per pass play (inc.# thrown passing)		6.6	4.0	RED ZONE EFFICIENCY		1-3-33%	1-2-50%
KICKOFFS Number-In End Zone-Touchbacks		4-2-2	6-5-4	GOAL TO GO EFFICIENCY		1-1-100%	1-1-100%
				SAFETIES		0	0
				FINAL SCORE		17	23
				TIME OF POSSESSION		24:36	35:24

GAME 6 CAROLINA 21-PHILADELPHIA 17

October 21, 2018
Lincoln Financial Field • Philadelphia, Pa.

PHILADELPHIA -- Carolina earned its first road win of the season in highly dramatic fashion Sunday, completing the largest fourth-quarter comeback in franchise history to beat the reigning Super Bowl champion Eagles 21-17. In addition to a few timely defensive plays, quarterback Cam Newton provided the spark that surged the Panthers late. After completing just 8 of 15 passes for 59 yards to start, Newton completed 17 of his final 24 attempts for 210 yards and two TDs, including a 1-yard pass to tight end Greg Olsen - his first score of the year - to give Carolina its lone lead. Down 17-0, Carolina's offense came alive early in the fourth quarter with a 14-yard rushing touchdown by wide receiver Curtis Samuel to end an 11-play, 80-yard series. A sack by linebacker Luke Kuechly on quarterback Carson Wentz resulted in third-and-18 on the Eagles' subsequent drive and a punt soon after, giving Newton and Co. another scoring chance. Five straight Newton completions - the biggest a 28-yarder to receiver Jarius Wright - set up Newton for a 18-yard connection to wideout Devin Funchess for Carolina's second score of the quarter. Wright secured the two-point conversion to put the Panthers within three. After cornerback James Bradberry came up with a huge pass break-up on third-and-10 on a pass intended for receiver Alshon Jeffrey, the offense was gifted one final shot to complete the unlikely comeback. The threat was in jeopardy after three incompletions, but Newton hit wideout Torrey Smith for a 35-yard catch and run to give Carolina life approaching the two-minute warning. A few chunk plays allowed Newton to find Olsen in the end zone with 1:22 to go. A strip-sack by defensive end Julius Peppers ended the Eagles' last-gasp effort on fourth-and-2 at the Panthers' 14-yard line and gave Carolina the shocking victory.

FINAL INDIVIDUAL and TEAM STATISTICS

Carolina Panthers										Philadelphia Eagles											
RUSHING		ATT	YDS	AVG	LG	TD			RUSHING		ATT	YDS	AVG	LG	TD						
Newton		7	49	7.0	14	0			Smallwood		9	32	3.6	10	0						
Wright		1	34	24.0	34	0			J. Adams		4	17	4.3	9	0						
McCaffrey		7	29	4.1	15	0			Clement		8	6	0.8	4	0						
Samuel		2	9	4.5	14	1			Wentz		3	3	1.0	2	0						
Total		17	121	7.1	34	1			Total		24	58	2.4	10	0						
PASSING		ATT	CMP	YDS	SK/YD	TD	LG	IN	Rtg.	PASSING		ATT	CMP	YDS	SK/YD	TD	LG	IN	Rtg.		
Newton		39	25	269	2/19	2	35	0	101.3	Wentz		37	30	310	4/26	2	29	0	119.6		
Total		39	25	269	2/19	2	35	0	101.3	Total		37	30	310	4/26	2	29	0	119.6		
PASS RECEIVING				NO	YDS	AVG	LG	TD	PASS RECEIVING				NO	YDS	AVG	LG	TD				
Funchess				6	62	10.3	18	1	Ertz				9	138	15.3	27	0				
McCaffrey				6	51	8.5	22	0	Jeffery				7	88	12.6	29	1				
T. Smith				4	61	15.3	35	0	Agholor				6	20	3.3	13	0				
Moore				3	29	9.7	16	0	Goedert				4	43	10.8	21	1				
Wright				2	37	18.5	28	0	Clement				2	16	8.0	11	0				
Olsen				2	5	2.5	4	1	Smallwood				2	5	2.5	7	0				
Samuel				1	16	16.0	16	0													
Byrd				1	8	8.0	8	0													
Total				21	163	7.8	2	2	Total				30	310	10.3	29	2				
INTERCEPTIONS				NO	YDS	AVG	LG	TD	INTERCEPTIONS				NO	YDS	AVG	LG	TD				
Total				0	0	---	---	0	Total				0	0	---	---	0				
PUNTING				NO	YDS	AVG	TB	IN20	LG	PUNTING				NO	YDS	AVG	TB	IN20	LG		
Palardy				5	209	41.8	1	3	54	Johnston				3	135	45.0	0	1	53		
Total				5	209	41.8	1	3	54	Total				3	135	45.0	0	1	53		
PUNT RETURNS				NO	YDS	AVG	FC	LG	TD	PUNT RETURNS				NO	YDS	AVG	FC	LG	TD		
Byrd				1	9	9.0	0	9	0	Carter				2	14	7.0	0	13	0		
Moore				1	3	3.0	0	3	0	[DOWNED]				2	0	0.0	0	0	0		
[OUT OF BOUNDS]				1	0	0.0	0	0	0	[TOUCHBACK]				1	0	0.0	0	0	0		
Total				2	12	6.0	0	9	0	Total				2	14	7.0	0	13	0		
KICKOFF RETURNS				NO	YDS	AVG	FC	LG	TD	KICKOFF RETURNS				NO	YDS	AVG	FC	LG	TD		
Samuel				2	51	25.5	0	32	0	Carter				3	73	24.3	0	30	0		
Moore				1	18	18.0	0	18	0	[TOUCHBACK]				1	0	0.0	0	0	0		
[TOUCHBACK]				1	0	0.0	0	0	0	Total				3	73	24.3	0	30	0		
Total				3	69	23.0	0	32	0	Total				3	73	24.3	0	30	0		
FUMBLES		Fum	Own Rec.	Yds	TD	FF	Opp. Rec.	Yds	TD	Out Bnds	FUMBLES		Fum	Own Rec.	Yds	TD	FF	Opp. Rec.	Yds	TD	Out Bnds
Love		0	0	0	0	1	1	0	0	0	Wentz		2	2	0	0	0	0	0	0	0
Peppers		0	0	0	0	1	0	0	0	0	Clement		1	0	0	0	0	0	0	0	0
Total		3	1	0	0	2	1	0	0	0	Total		3	2	0	0	0	0	0	0	0

	Panthers	EAGLES		Panthers	EAGLES
TOTAL FIRST DOWNS	19	21	PUNTS Number and Average	5-41.8	3-45.0
--By Rushing	6	6	--Had Blocked	0	0
--By Passing	13	14	--Net Punting Average	35.0	41.0
--By Penalty	0	1	FGs - PATs Had Blocked	0-0	0-0
THIRD DOWN EFFICIENCY	5-11-45%	3-12-25%	TOTAL RETURN YARDAGE (Not Including Kickoffs)	12	14
FOURTH DOWN EFFICIENCY	1-1-100%	3-4-75%	--No. and Yards Punt Returns	2-12	2-14
TOTAL NET YARDS	371	342	--No. and Yards Kickoff Returns	3-69	3-73
--Total Offensive Plays (inc. times thrown passing)	58	65	--No. and Yards Interception Returns	0-0	0-0
--Average gain per offensive play	6.4	5.3	PENALTIES Number and Yards	5-78	4-35
NET YARDS RUSHING	121	58	FUMBLES Number and Lost	0-0	3-1
--Total Rushing Plays	17	24	TOUCHDOWNS	3	2
--Average gain per rushing play	7.1	2.4	--Rushing	1	0
--Tackles for a loss-number and yards	2-12	4-10	--Passing	2	2
NET YARDS PASSING	250	284	EXTRA POINTS Made-Attempts	2-3	2-2
--Times thrown - yards lost attempting to pass	2-19	4-26	--Kicking Made-Attempts	1-2	2-2
--Gross yards passing	269	310	--Passing Made-Attempts	1-1	0-0
PASS ATTEMPTS-COMPLETIONS-HAD INTERCEPTED	39-25-0	37-30-0	FIELD GOALS Made-Attempts	0-0	0-0
--Avg gain per pass play (inc.# thrown passing)	6.1	6.9	RED ZONE EFFICIENCY	3-3-33%	2-4-50%
KICKOFFS Number-In End Zone-Touchbacks	4-2-1	4-1-1	GOAL TO GO EFFICIENCY	1-1-100%	2-2-100%
			SAFETIES	0	0
			FINAL SCORE	21	17
			TIME OF POSSESSION	24:43	35:17



***LAST WEEK'S
PLAY-BY-PLAY***

National Football League Game Summary

NFL Copyright © 2018 by The National Football League. All rights reserved. This summary and play-by-play is for the express purpose of assisting media in their coverage of the game; any other use of this material is prohibited without the written permission of the National Football League. Updated: 10/22/2018

Date: Sunday, 10/21/2018 **Carolina Panthers at Philadelphia Eagles** Start Time: 1:03 PM EDT
at Lincoln Financial Field, Philadelphia, PA

Game Day Weather

Game Weather: Partly Sunny Temp: 49° F (9.4° C) Humidity: 41%, Wind: NW 19 mph
Played Outdoor on Turf: Grass Outdoor Weather: Partly Sunny, Wind Chill: 42

Officials

Referee: Blakeman, Clete (34) Umpire: George, Ramon (128) Down Judge: McKenzie, Dana (8)
Line Judge: Coleman IV, Walt (87) Field Judge: Larrew, Joe (73) Side Judge: Prioleau, Dyrol (109)
Back Judge: Quirk, Jim (5) Replay Official: Weidner, Paul (0)

Lineups

Carolina Panthers				Philadelphia Eagles			
Offense		Defense		Offense		Defense	
WR	17 D.Funchess	DE	97 M.Addison	WR	17 A.Jeffery	DE	96 D.Barnett
LT	74 C.Clark	DT	99 K.Short	LT	71 J.Peters	DT	90 T.Hester
LG	73 G.Van Roten	DT	95 D.Poe	LG	73 I.Seumalo	DT	91 F.Cox
C	67 R.Kalil	DE	90 J.Peppers	C	62 J.Kelce	DE	55 B.Graham
RG	70 T.Turner	MLB	59 L.Kuechly	RG	79 B.Brooks	LB	58 J.Hicks
RT	72 T.Moton	WLB	58 T.Davis	RT	65 L.Johnson	LB	53 N.Bradham
TE	88 G.Olsen	LB	54 S.Thompson	TE	86 Z.Ertz	CB	31 J.Mills
WR	11 T.Smith	LCB	24 J.Bradberry	WR	13 N.Agholor	CB	34 D.McDougale
QB	1 C.Newton	RCB	26 D.Jackson	TE	88 D.Goedert	CB	21 R.Darby
WR	13 J.Wright	FS	25 E.Reid	RB	28 W.Smallwood	S	29 A.Maddox
RB	22 C.McCaffrey	SS	29 M.Adams	QB	11 C.Wentz	S	27 M.Jenkins

Substitutions

P 5 M.Palardy, K 9 G.Gano, WR 10 C.Samuel, WR 12 D.Moore, WR 18 D.Byrd, RB 20 C.Anderson, CB 23 J.Hawkins, DB 28 R.Gaulden, RB 40 A.Armah, CB 41 C.Munnerlyn, DB 42 C.Jones, LS 44 J.Jansen, LB 53 B.Jacobs, LB 55 D.Mayo, LB 56 J.Carter, C 69 T.Larsen, T 71 M.Newhouse, TE 80 I.Thomas, TE 82 C.Manhertz, DT 92 V.Butler, NT 93 K.Love, DE 94 E.Obada, DE 96 W.Horton

Did Not Play

QB 6 T.Heinicke

Not Active

RB 34 C.Artis-Payne, DB 35 C.Elder, LB 57 A.Smith, G 63 B.Mahon, G 65 A.Silatolu, DE 91 B.Cox, LB 98 M.Haynes

Substitutions

P 1 C.Johnston, K 4 J.Elliott, WR 16 D.Carter, WR 18 S.Gibson, RB 30 C.Clement, CB 32 R.Douglas, RB 33 J.Adams, S 36 D.Hall, DB 37 T.Sullivan, LS 45 R.Lovato, LB 50 L.Reynolds, LB 54 K.Grugier-Hill, DE 56 C.Long, G/C 61 S.Wisniewski, G 67 C.Warmack, T 72 H.Vaitai, DE 75 J.Sweat, DE 77 M.Bennett, WR 80 J.Matthews, TE 83 J.Perkins, DT 98 B.Hector

Did Not Play

QB 7 N.Sudfeld, QB 9 N.Foles, T 68 J.Mailata

Not Active

CB 22 S.Jones, S 24 C.Graham, RB 43 D.Sproles, LB 47 N.Gerry, LB 57 D.Alexander, T/G 69 M.Pryor, DT 94 H.Ngata

Field Goals (made () & missed)

		J.Elliott	36WR (46)			
		1	2	3	4	OT
VISITOR:	Carolina Panthers	0	0	0	21	0
HOME:	Philadelphia Eagles	0	10	7	0	0
						Total
						21
						17

Scoring Plays

Team	Qtr	Time	Play Description (Extra Point) (Drive Info)	Visitor	Home
Eagles	2	11:39	A.Jeffery 11 yd. pass from C.Wentz (J.Elliott kick) (7-74, 3:44)	0	7
Eagles	2	6:36	J.Elliott 46 yd. Field Goal (6-60, 3:21)	0	10
Eagles	3	0:39	D.Goedert 1 yd. pass from C.Wentz (J.Elliott kick) (17-94, 9:22)	0	17
Panthers	4	10:41	C.Samuel 14 yd. run (kick failed, wr) (11-80, 4:58)	6	17
Panthers	4	4:08	D.Funchess 18 yd. pass from C.Newton (C.Newton-J.Wright pass) (7-87, 2:44)	14	17
Panthers	4	1:22	G.Olsen 1 yd. pass from C.Newton (G.Gano kick) (10-69, 0:55)	21	17

Paid Attendance: 69,696

Time: 2:55

Carolina Panthers vs Philadelphia Eagles
10/21/2018 at Lincoln Financial Field

Final Individual Statistics

Carolina Panthers

RUSHING	ATT	YDS	AVG	LG	TD
C.Newton	7	49	7.0	14	0
J.Wright	1	34	34.0	34	0
C.McCaffrey	7	29	4.1	15	0
C.Samuel	2	9	4.5	14	1
Total	17	121	7.1	34	1

PASSING	ATT	CMP	YDS	SK/YD	TD	LG	IN	RT
C.Newton	39	25	269	2/19	2	35	0	101.3
Total	39	25	269	2/19	2	35	0	101.3

PASS RECEIVING	TAR	REC	YDS	AVG	LG	TD
D.Funchess	11	6	62	10.3	18	1
C.McCaffrey	6	6	51	8.5	22	0
T.Smith	6	4	61	15.3	35	0
D.Moore	5	3	29	9.7	16	0
J.Wright	2	2	37	18.5	28	0
G.Olsen	5	2	5	2.5	4	1
C.Samuel	1	1	16	16.0	16	0
D.Byrd	1	1	8	8.0	8	0
Total	37	25	269	10.8	35	2

INTERCEPTIONS	NO	YDS	AVG	LG	TD
Total	0	0	0	0	0

PUNTING	NO	YDS	AVG	NET	TB	IN20	LG
M.Palardy	5	209	41.8	35.0	1	3	54
Total	5	209	41.8	35.0	1	3	54

PUNT RETURNS	NO	YDS	AVG	FC	LG	TD
D.Byrd	1	9	9.0	0	9	0
D.Moore	1	3	3.0	0	3	0
[OUT OF BOUNDS]	1	0	0.0	0	0	0
Total	2	12	6.0	0	9	0

KICKOFF RETURNS	NO	YDS	AVG	FC	LG	TD
C.Samuel	2	51	25.5	0	32	0
D.Moore	1	18	18.0	0	18	0
[TOUCHBACK]	1	0	0.0	0	0	0
Total	3	69	23.0	0	32	0

Philadelphia Eagles

RUSHING	ATT	YDS	AVG	LG	TD
W.Smallwood	9	32	3.6	10	0
J.Adams	4	17	4.3	9	0
C.Clement	8	6	0.8	4	0
C.Wentz	3	3	1.0	2	0
Total	24	58	2.4	10	0

PASSING	ATT	CMP	YDS	SK/YD	TD	LG	IN	RT
C.Wentz	37	30	310	4/26	2	29	0	119.6
Total	37	30	310	4/26	2	29	0	119.6

PASS RECEIVING	TAR	REC	YDS	AVG	LG	TD
Z.Ertz	11	9	138	15.3	27	0
A.Jeffery	10	7	88	12.6	29	1
N.Agholor	7	6	20	3.3	13	0
D.Goedert	5	4	43	10.8	21	1
C.Clement	2	2	16	8.0	11	0
W.Smallwood	2	2	5	2.5	7	0
Total	37	30	310	10.3	29	2

INTERCEPTIONS	NO	YDS	AVG	LG	TD
Total	0	0	0	0	0

PUNTING	NO	YDS	AVG	NET	TB	IN20	LG
C.Johnston	3	135	45.0	41.0	0	1	53
Total	3	135	45.0	41.0	0	1	53

PUNT RETURNS	NO	YDS	AVG	FC	LG	TD
D.Carter	2	14	7.0	0	13	0
[DOWNED]	2	0	0.0	0	0	0
[TOUCHBACK]	1	0	0.0	0	0	0
Total	2	14	7.0	0	13	0

KICKOFF RETURNS	NO	YDS	AVG	FC	LG	TD
D.Carter	3	73	24.3	0	30	0
[TOUCHBACK]	1	0	0.0	0	0	0
Total	3	73	24.3	0	30	0

Carolina Panthers

FUMBLES	FUM	LOST	OWN-REC	YDS	TD	FORCED	OPP-REC	YDS	TD	OUT-BDS
K.Love	0	0	0	0	0	1	1	0	0	0
J.Peppers	0	0	0	0	0	1	0	0	0	0
Total	0	0	0	0	0	2	1	0	0	0

Philadelphia Eagles

FUMBLES	FUM	LOST	OWN-REC	YDS	TD	FORCED	OPP-REC	YDS	TD	OUT-BDS
C.Wentz	2	1	2	0	0	0	0	0	0	0
C.Clement	1	0	0	0	0	0	0	0	0	0
Total	3	1	2	0	0	0	0	0	0	0

Carolina Panthers vs Philadelphia Eagles
10/21/2018 at Lincoln Financial Field

Final Team Statistics

	Visitor Panthers	Home Eagles
TOTAL FIRST DOWNS	19	21
By Rushing	6	6
By Passing	13	14
By Penalty	0	1
THIRD DOWN EFFICIENCY	5-11-45%	3-12-25%
FOURTH DOWN EFFICIENCY	1-1-100%	3-4-75%
TOTAL NET YARDS	371	342
Total Offensive Plays (inc. times thrown passing)	58	65
Average gain per offensive play	6.4	5.3
NET YARDS RUSHING	121	58
Total Rushing Plays	17	24
Average gain per rushing play	7.1	2.4
Tackles for a loss-number and yards	2-12	4-10
NET YARDS PASSING	250	284
Times thrown - yards lost attempting to pass	2-19	4-26
Gross yards passing	269	310
PASS ATTEMPTS-COMPLETIONS-HAD INTERCEPTED	39-25-0	37-30-0
Avg gain per pass play (inc.# thrown passing)	6.1	6.9
KICKOFFS Number-In End Zone-Touchbacks	4-2-1	4-1-1
PUNTS Number and Average	5-41.8	3-45.0
Had Blocked	0	0
FGs - PATs Had Blocked	0-0	0-0
Net Punting Average	35.0	41.0
TOTAL RETURN YARDAGE (Not Including Kickoffs)	12	14
No. and Yards Punt Returns	2-12	2-14
No. and Yards Kickoff Returns	3-69	3-73
No. and Yards Interception Returns	0-0	0-0
PENALTIES Number and Yards	5-78	4-35
FUMBLES Number and Lost	0-0	3-1
TOUCHDOWNS	3	2
Rushing	1	0
Passing	2	2
EXTRA POINTS Made-Attempts	2-3	2-2
Kicking Made-Attempts	1-2	2-2
Passing Made-Attempts	1-1	0-0
FIELD GOALS Made-Attempts	0-0	1-2
RED ZONE EFFICIENCY	3-3-100%	2-4-50%
GOAL TO GO EFFICIENCY	1-1-100%	2-2-100%
SAFETIES	0	0
FINAL SCORE	21	17
TIME OF POSSESSION	24:43	35:17

Carolina Panthers vs Philadelphia Eagles
10/21/2018 at Lincoln Financial Field

Ball Possession And Drive Chart

Carolina Panthers

#	Time Recd	Time Lost	Time Poss	How Ball Obtained	Drive Began	# Play	Yds Gain	Yds Pen	Net Yds	1st Down	Last Scrm	How Given Up
1	13:22	11:07	2:15	Punt	CAR 41	5	15	0	15	1	PHI 44	Punt
2	2:46	0:23	2:23	Missed FG	CAR 26	5	7	0	7	1	CAR 33	Punt
3	11:39	9:57	1:42	Kickoff	CAR 35	3	7	0	7	0	CAR 42	Punt
4	6:36	2:10	4:26	Kickoff	CAR 25	6	54	-10	44	2	PHI 31	Punt
5	15:00	10:01	4:59	Kickoff	CAR 24	10	53	-20	33	3	PHI 43	Punt
6	0:39	10:41	4:58	Kickoff	CAR 20	11	80	0	80	5	* PHI 14	Touchdown
7	6:52	4:08	2:44	Punt	CAR 13	7	87	0	87	4	* PHI 18	Touchdown
8	2:17	1:22	0:55	Punt	CAR 31	10	69	0	69	3	* PHI 1	Touchdown
9	0:21	0:00	0:21	Fumble	CAR 22	1	-1	0	-1	0	CAR 22	End of Game

(237) Average CAR 26

Philadelphia Eagles

#	Time Recd	Time Lost	Time Poss	How Ball Obtained	Drive Began	# Play	Yds Gain	Yds Pen	Net Yds	1st Down	Last Scrm	How Given Up
1	15:00	13:22	1:38	Kickoff	PHI 25	3	-10	0	-10	0	PHI 15	Punt
2	11:07	2:46	8:21	Punt	PHI 20	15	77	-15	62	4	* CAR 18	Missed FG
3	0:23	11:39	3:44	Punt	PHI 26	7	74	0	74	4	* CAR 11	Touchdown
4	9:57	6:36	3:21	Punt	PHI 12	6	65	-5	60	2	CAR 28	Field Goal
5	2:10	0:00	2:10	Punt	PHI 4	6	16	-10	6	1	PHI 14	End of Half
6	10:01	0:39	9:22	Punt	PHI 6	17	99	-5	94	8	* CAR 1	Touchdown
7	10:41	6:52	3:49	Kickoff	PHI 30	6	22	0	22	1	CAR 48	Punt
8	4:08	2:17	1:51	Kickoff	PHI 25	3	0	0	0	0	PHI 25	Punt
9	1:22	0:21	1:01	Kickoff	PHI 30	4	0	48	48	1	* CAR 14	Fumble

(178) Average PHI 20

* inside opponent's 20

Time of Possession by Quarter

	1st	2nd	3rd	4th	OT	Total
Visitor Carolina Panthers	4:38	6:08	5:38	8:19		24:43
Home Philadelphia Eagles	10:22	8:52	9:22	6:41		35:17

Kickoff Drive No.-Start Average

Panthers: 4 - CAR 26

Eagles: 4 - PHI 28

Carolina Panthers vs Philadelphia Eagles

10/21/2018 at Lincoln Financial Field

Final Defensive Statistics

Carolina Panthers

Regular Defensive Plays

Special Teams

Misc

	TKL	AST	COMB	SK	/ YDS	TFL	Q	IN	PD	FF	FR	TKL	AST	FF	FR	BL	TKL	AST	FF	FR
L.Kuechly	12	2	14	1	7	4	1	0	0	0	0	0	0	0	0	0	0	0	0	0
S.Thompson	6	2	8	0	0	0	0	0	0	0	0	0	0	0	0	0	0	0	0	0
E.Reid	6	2	8	0	0	0	0	0	0	0	0	0	0	0	0	0	0	0	0	0
M.Adams	3	3	6	0	0	0	0	0	2	0	0	0	0	0	0	0	0	0	0	0
T.Davis	3	2	5	0	0	1	1	0	0	0	0	0	0	0	0	0	0	0	0	0
J.Bradberry	4	0	4	0	0	0	0	0	1	0	0	0	0	0	0	0	0	0	0	0
K.Love	4	0	4	0	0	0	0	0	0	1	1	0	0	0	0	0	0	0	0	0
K.Short	4	0	4	0	0	2	0	0	0	0	0	0	0	0	0	0	0	0	0	0
V.Butler	1	2	3	0	0	0	0	0	0	0	0	0	0	0	0	0	0	0	0	0
W.Horton	1	2	3	0	0	0	0	0	0	0	0	0	0	0	0	0	0	0	0	0
M.Addison	2	0	2	1	1	2	1	0	0	0	0	0	0	0	0	0	0	0	0	0
R.Gaulden	2	0	2	0	0	0	0	0	0	0	0	1	0	0	0	0	0	0	0	0
J.Peppers	1	0	1	1	8	0	0	0	0	1	0	0	0	0	0	0	0	0	0	0
D.Jackson	1	0	1	0	0	0	0	0	0	0	0	0	0	0	0	0	0	0	0	0
C.Munnerlyn	1	0	1	0	0	0	0	0	0	0	0	0	0	0	0	0	0	0	0	0
E.Obada	0	0	0	0	0	0	2	0	0	0	0	0	0	0	0	0	0	0	0	0
C.Jones	0	0	0	0	0	0	0	0	0	0	0	1	0	0	0	0	0	0	0	0
C.Samuel	0	0	0	0	0	0	0	0	0	0	0	1	0	0	0	0	0	0	0	0
A.Armah	0	0	0	0	0	0	0	0	0	0	0	1	0	0	0	0	0	0	0	0
J.Carter	0	0	0	0	0	0	0	0	0	0	0	1	0	0	0	0	0	0	0	0
D.Byrd	0	0	0	0	0	0	0	0	0	0	0	0	1	0	0	0	0	0	0	0
Team Sacks	1	0	0	1	10			0	0	0	0	0	0	0	0	0	0	0	0	0
Total	52	15	66	4	26	9	5	0	3	2	1	5	1	0	0	0	0	0	0	0

TKL = Tackle AST = Assist COMB = Combined QH=QB Hit IN = Interception PD = Pass Defense FF = Forced Fumble FR = Fumble Recovery

Philadelphia Eagles

Regular Defensive Plays

Special Teams

Misc

	TKL	AST	COMB	SK	/ YDS	TFL	QH	IN	PD	FF	FR	TKL	AST	FF	FR	BL	TKL	AST	FF	FR
J.Mills	6	1	7	0	0	0	0	0	0	0	0	0	0	0	0	0	0	0	0	0
M.Jenkins	5	2	7	0	0	0	0	0	2	0	0	0	0	0	0	0	0	0	0	0
J.Hicks	4	3	7	0	0	1	0	0	0	0	0	0	0	0	0	0	0	0	0	0
N.Bradham	5	1	6	0	0	0	0	0	0	0	0	0	0	0	0	0	0	0	0	0
R.Darby	4	0	4	0	0	0	0	0	3	0	0	0	0	0	0	0	0	0	0	0
A.Maddox	2	1	3	0	0	0	0	0	0	0	0	0	0	0	0	0	0	0	0	0
D.Barnett	2	0	2	0	0	1	0	0	0	0	0	0	0	0	0	0	0	0	0	0
M.Bennett	1	1	2	1	8	1	3	0	0	0	0	0	0	0	0	0	0	0	0	0
B.Graham	1	1	2	0.5	5.5	0	1	0	0	0	0	0	0	0	0	0	0	0	0	0
D.McDougle	1	1	2	0	0	0	0	0	0	0	0	0	0	0	0	0	0	0	0	0
F.Cox	1	0	1	0	0	0	1	0	0	0	0	0	0	0	0	0	0	0	0	0
C.Long	1	0	1	0	0	0	0	0	0	0	0	0	0	0	0	0	0	0	0	0
B.Hector	0	1	1	0.5	5.5	0	1	0	0	0	0	0	0	0	0	0	0	0	0	0
T.Hester	0	1	1	0	0	0	0	0	0	0	0	0	0	0	0	0	0	0	0	0
K.Grugier-Hill	0	0	0	0	0	0	0	0	0	0	0	1	1	0	0	0	0	0	0	0
T.Sullivan	0	0	0	0	0	0	0	0	0	0	0	1	1	0	0	0	0	0	0	0
S.Gibson	0	0	0	0	0	0	0	0	0	0	0	1	0	0	0	0	0	0	0	0
D.Hall	0	0	0	0	0	0	0	0	0	0	0	0	1	0	0	0	0	0	0	0
R.Douglas	0	0	0	0	0	0	0	0	0	0	0	0	1	0	0	0	0	0	0	0
C.Wentz	0	0	0	0	0	0	0	0	0	0	0	0	0	0	0	0	1	0	0	2
Total	33	13	46	2	19	3	6	0	5	0	0	3	4	0	0	0	1	0	0	2

10/21/2018 at Lincoln Financial Field

TIM

TIME OF POSSESSION

Panthers	10:46
Eagles	19:14

Scoring Plays

Team	Qtr	Time	Play Description (Extra Point) (Drive Info)	Visitor	Home
Eagles	2	11:39	A.Jeffery 11 yd. pass from C.Wentz (J.Elliott kick) (7-74, 3:44)	0	7
Eagles	2	6:36	J.Elliott 46 yd. Field Goal (6-60, 3:21)	0	10

	Carolina Panthers	Philadelphia Eagles
TOTAL FIRST DOWNS	4	11
First Downs Rushing-Passing-by Penalty	3 - 1 - 0	2 - 9 - 0
THIRD DOWN EFFICIENCY	0-4-0%	1-6-17%
TOTAL NET YARDS	83	222
Total Offensive Plays	19	35
NET YARDS RUSHING	78	25
NET YARDS PASSING	5	197
Gross Yards Passing	24	208
Times thrown-yards lost attempting to pass	2-19	2-11
Pass Attempts-Completions-Had Intercepted	9 - 4 - 0	18 - 15 - 0
Punts-Number and Average	4 - 43	1 - 47
Penalties-Number and Yards	2 - 10	3 - 30
Fumbles-Number and Lost	0 - 0	1 - 0
Red Zone Efficiency	0-0-0%	1-2-50%
Average Drive Start	CAR 32	PHI 17

Carolina Panthers									Philadelphia Eagles								
RUSHING						RUSHING											
	ATT	YDS	AVG	LG	TD		ATT	YDS	AVG	LG	TD						
J.Wright	1	34	34.0	34	0	J.Adams	3	17	5.7	9	0						
C.McCaffrey	4	25	6.3	15	0	W.Smallwood	5	4	0.8	4	0						
C.Newton	2	24	12.0	12	0	C.Clement	6	3	0.5	4	0						
C.Samuel	1	-5	-5.0	-5	0	C.Wentz	1	1	1.0	1	0						
Total	8	78	9.8	34	0	Total	15	25	1.7	9	0						
PASSING									PASSING								
	ATT	CMP	YDS	SK/YD	TD	LG	IN	RT		ATT	CMP	YDS	SK/YD	TD	LG	IN	RT
C.Newton	9	4	24	2/19	0	11	0	51.6	C.Wentz	18	15	208	2/11	1	29	0	133.3
Total	9	4	24	2/19	0	11	0	51.6	Total	18	15	208	2/11	1	29	0	133.3
PASS RECEIVING								PASS RECEIVING									
	TAR	REC	YDS	AVG	LG	TD		TAR	REC	YDS	AVG	LG	TD				
C.McCaffrey	2	2	9	4.5	5	0	A.Jeffery	6	5	77	15.4	29	1				
D.Funchess	2	1	11	11.0	11	0	Z.Ertz	5	4	78	19.5	27	0				
G.Olsen	2	1	4	4.0	4	0	N.Agholor	4	3	14	4.7	13	0				
D.Moore	1	0	0	0.0	0	0	D.Goedert	1	1	21	21.0	21	0				
T.Smith	1	0	0	0.0	0	0	C.Clement	1	1	11	11.0	11	0				
							W.Smallwood	1	1	7	7.0	7	0				
Total	8	4	24	6.0	11	0	Total	18	15	208	13.9	29	1				

[illegible]

10/21/2018 at Lincoln Financial Field

[illegible]

Play By Play

First Quarter

10/21/2018

CAR wins the coin toss and elects to defer. PHI elects to Receive, and CAR elects to defend the south goal.

G.Gano kicks 65 yards from CAR 35 to end zone, Touchback.

Philadelphia Eagles at 15:00

- 1-10-PHI 25 (15:00) (Shotgun) C.Wentz pass short right to N.Agholor to PHI 25 for no gain (S.Thompson).
- 2-10-PHI 25 (14:21) (Shotgun) C.Wentz sacked at PHI 19 for -6 yards. FUMBLES, and recovers at PHI 15. C.Wentz to PHI 15 for no gain (M.Addison).
- 3-20-PHI 15 (13:37) (Shotgun) C.Wentz pass incomplete deep left to A.Jeffery. CAR-M.Addison was injured during the play. His return is Probable.
- 4-20-PHI 15 (13:32) C.Johnston punts 47 yards to CAR 38, Center-R.Lovato. D.Moore to CAR 41 for 3 yards (S.Gibson).

Carolina Panthers at 13:22

- 1-10-CAR 41 (13:22) C.McCaffrey right end pushed ob at 50 for 9 yards (J.Mills).
- 2-1-50 (12:46) (Shotgun) C.McCaffrey up the middle to PHI 49 for 1 yard (B.Graham). R1
- 1-10-PHI 49 (12:04) (Shotgun) C.Newton pass incomplete short left to D.Funchess (R.Darby).
- 2-10-PHI 49 (12:00) (Shotgun) C.Newton pass short right to C.McCaffrey to PHI 44 for 5 yards (J.Mills).
- 3-5-PHI 44 (11:18) (Shotgun) C.Newton pass incomplete short middle to G.Olsen.
- 4-5-PHI 44 (11:15) M.Palardy punts 44 yards to end zone, Center-J.Jansen, Touchback.

Philadelphia Eagles at 11:07

- 1-10-PHI 20 (11:07) (Shotgun) W.Smallwood left end to PHI 21 for 1 yard (E.Reid).
- 2-9-PHI 21 (10:25) C.Wentz pass short right to Z.Ertz to PHI 35 for 14 yards (E.Reid). P1
- 1-10-PHI 35 (9:46) C.Wentz pass short right to C.Clement to PHI 46 for 11 yards (T.Davis). P2
- 1-10-PHI 46 (9:08) C.Clement right tackle to 50 for 4 yards (S.Thompson).
- 2-6-50 (8:33) J.Adams right end to CAR 46 for 4 yards (V.Butler).
- 3-2-CAR 46 (7:49) (Shotgun) C.Clement right tackle to CAR 45 for 1 yard (L.Kuechly, V.Butler).
- 4-1-CAR 45 (7:05) C.Wentz up the middle to CAR 44 for 1 yard (K.Love). R3
- 1-10-CAR 44 (6:23) J.Adams right tackle to CAR 40 for 4 yards (L.Kuechly, V.Butler).
- Penalty on PHI-Z.Ertz, Unnecessary Roughness, offsetting.*
- Penalty on CAR-E.Reid, Unnecessary Roughness, offsetting.*
- 2-6-CAR 40 (5:55) (Shotgun) C.Wentz pass short left to N.Agholor pushed ob at CAR 39 for 1 yard (S.Thompson).
- 3-5-CAR 39 (5:24) (Shotgun) C.Wentz pass incomplete deep right to N.Agholor.
- 4-5-CAR 39 (5:19) (Shotgun) C.Wentz pass short left to A.Jeffery pushed ob at CAR 25 for 14 yards (J.Bradberry). P4
- 1-10-CAR 25 (4:43) (Shotgun) W.Smallwood up the middle to CAR 10 for 15 yards (E.Reid).
- PENALTY on PHI-D.Goedert, Chop Block, 15 yards, enforced at CAR 25 - No Play.*
- 1-25-CAR 40 (4:18) (Shotgun) C.Wentz pass short left to D.Goedert to CAR 19 for 21 yards (R.Gaulden).
- 2-4-CAR 19 (3:37) (Shotgun) C.Clement up the middle to CAR 18 for 1 yard (K.Short).
- 3-3-CAR 18 (2:55) (Shotgun) C.Wentz pass incomplete short left to Z.Ertz [T.Davis].
- 4-3-CAR 18 (2:50) J.Elliott 36 yard field goal is No Good, Wide Right, Center-R.Lovato, Holder-C.Johnston.

Carolina Panthers at 2:46

- 1-10-CAR 26 (2:46) C.Newton pass incomplete deep right to T.Smith (M.Jenkins).
- 2-10-CAR 26 (2:41) (Shotgun) C.McCaffrey right end pushed ob at CAR 41 for 15 yards (A.Maddox). R2
- 1-10-CAR 41 (2:08) (Shotgun) C.McCaffrey left tackle to CAR 41 for no gain (M.Jenkins, M.Bennett).
- 2-10-CAR 41 (1:24) C.Newton sacked at CAR 33 for -8 yards (M.Bennett).
- 3-18-CAR 33 (:39) (Shotgun) C.Newton pass incomplete short right to D.Moore.
- 4-18-CAR 33 (:35) M.Palardy punts 54 yards to PHI 13, Center-J.Jansen. D.Carter to PHI 26 for 13 yards (C.Jones, D.Byrd).

Philadelphia Eagles at 0:23

- 1-10-PHI 26 (:23) (Shotgun) J.Adams right end to PHI 35 for 9 yards (D.Jackson, M.Adams).

END OF QUARTER

	Score	Time Poss	First Downs				Efficiencies	
			R	P	X	T	3 Down	4 Down
Carolina Panthers	0	4:38	2	0	0	2	0/2	0/0
Philadelphia Eagles	0	10:22	1	3	0	4	0/4	2/2

Second Quarter

10/21/2018

Play By Play

Philadelphia Eagles continued.

2-1-PHI 35	(15:00) C.Wentz pass short right to Z.Ertz pushed ob at 50 for 15 yards (M.Adams).	P5
<u>1-10-50</u>	(14:24) (Shotgun) W.Smallwood up the middle to PHI 49 for -1 yards (K.Short, W.Horton).	
2-11-PHI 49	(13:38) (Shotgun) C.Wentz pass deep left to Z.Ertz to CAR 29 for 22 yards (E.Reid).	P6
<u>1-10-CAR 29</u>	(12:56) (Shotgun) C.Wentz pass short left to A.Jeffery pushed ob at CAR 9 for 20 yards (L.Kuechly).	P7
<u>1-9-CAR 9</u>	(12:23) W.Smallwood up the middle to CAR 11 for -2 yards (L.Kuechly).	
2-11-CAR 11	(11:43) (Shotgun) C.Wentz pass short left to A.Jeffery for 11 yards, TOUCHDOWN.	P8
J.Elliott extra point is GOOD, Center-R.Lovato, Holder-C.Johnston.		

CAR 0 PHI 7, 7 plays, 74 yards, 3:44 drive, 3:21 elapsed

J.Elliott kicks 62 yards from PHI 35 to CAR 3. C.Samuel to CAR 35 for 32 yards (K.Grugier-Hill).

Carolina Panthers at 11:39, (1st play from scrimmage 11:33)

1-10-CAR 35	(11:33) (Shotgun) C.Samuel left end to CAR 30 for -5 yards (D.Barnett).	
2-15-CAR 30	(10:48) (Shotgun) C.Newton pass incomplete short right.	
3-15-CAR 30	(10:42) (Shotgun) C.Newton scrambles right end pushed ob at CAR 42 for 12 yards (J.Hicks).	
4-3-CAR 42	(10:06) M.Palardy punts 47 yards to PHI 11, Center-J.Jansen. D.Carter to PHI 12 for 1 yard (C.Samuel).	

Philadelphia Eagles at 9:57

1-10-PHI 12	(9:57) C.Wentz pass deep left to A.Jeffery pushed ob at PHI 41 for 29 yards (J.Bradberry).	P9
<u>1-10-PHI 41</u>	(9:21) (Shotgun) C.Wentz pass deep left to Z.Ertz pushed ob at CAR 32 for 27 yards (M.Adams).	P10
<u>1-10-CAR 32</u>	(9:08) (No Huddle) C.Clement left end to CAR 35 for -3 yards (T.Davis).	
2-13-CAR 35	<i>(8:26) (Shotgun) PENALTY on PHI-J.Peters, False Start, 5 yards, enforced at CAR 35 - No Play.</i>	
2-18-CAR 40	(8:03) (Shotgun) C.Wentz pass short right to N.Agholor to CAR 27 for 13 yards (L.Kuechly).	
3-5-CAR 27	(7:19) (Shotgun) C.Wentz sacked at CAR 28 for -1 yards (M.Addison).	
4-6-CAR 28	(6:40) J.Elliott 46 yard field goal is GOOD, Center-R.Lovato, Holder-C.Johnston.	

CAR 0 PHI 10, 6 plays, 60 yards, 3:21 drive, 8:24 elapsed
--

J.Elliott kicks 65 yards from PHI 35 to end zone, Touchback.

Carolina Panthers at 6:36

1-10-CAR 25	(6:36) (Shotgun) C.Newton pass short left to G.Olsen to CAR 29 for 4 yards (M.Jenkins).	
2-6-CAR 29	(6:00) (Shotgun) C.Newton pass short left to D.Funchess to CAR 40 for 11 yards (R.Darby).	P3
<u>1-10-CAR 40</u>	(5:31) (Shotgun) J.Wright left end pushed ob at PHI 26 for 34 yards (A.Maddox).	R4
<u>1-10-PHI 26</u>	(4:56) (Shotgun) C.Newton sacked at PHI 37 for -11 yards (sack split by B.Hector and B.Graham).	
Timeout #1 by CAR at 04:07.		
2-21-PHI 37	(4:07) (Shotgun) C.Newton pass short left to C.McCaffrey ran ob at PHI 33 for 4 yards (M.Jenkins).	
3-17-PHI 33	(3:35) (Shotgun) C.Newton up the middle to PHI 21 for 12 yards (N.Bradham).	
4-5-PHI 21	<i>(2:55) (Field Goal formation) PENALTY on CAR-T.Turner, False Start, 5 yards, enforced at PHI 21 - No Play.</i>	
4-10-PHI 26	<i>(2:42) (Field Goal formation) PENALTY on CAR-E.Obada, False Start, 5 yards, enforced at PHI 26 - No Play.</i>	
4-15-PHI 31	(2:21) M.Palardy punts 27 yards to PHI 4, Center-J.Jansen, downed by CAR-J.Jansen.	

Philadelphia Eagles at 2:10

1-10-PHI 4	(2:10) (Shotgun) C.Clement right tackle to PHI 8 for 4 yards (K.Love).	
Two-Minute Warning		
2-6-PHI 8	(2:00) (Shotgun) W.Smallwood left tackle to PHI 12 for 4 yards (K.Short).	
3-2-PHI 12	(1:19) (Shotgun) W.Smallwood left end to PHI 14 for 2 yards (L.Kuechly; E.Reid).	R11
Timeout #1 by PHI at 01:10.		
<u>1-10-PHI 14</u>	(1:10) (Shotgun) C.Wentz pass short right to W.Smallwood pushed ob at CAR 35 for 51 yards (E.Reid).	
<i>PENALTY on PHI-B.Brooks, Offensive Holding, 10 yards, enforced at PHI 21.</i>		
1-13-PHI 11	(1:00) (Shotgun) C.Wentz pass short left to A.Jeffery to PHI 14 for 3 yards (T.Davis).	
2-10-PHI 14	(:16) C.Clement left tackle to PHI 10 for -4 yards (K.Short).	

END OF QUARTER

	Score	Time	First Downs				Efficiencies	
		Poss	R	P	X	T	3 Down	4 Down
Carolina Panthers	0	6:08	1	1	0	2	0/2	0/0
Philadelphia Eagles	10	8:52	1	6	0	7	1/2	0/0

Third Quarter

10/21/2018

Play By Play

CAR elects to Receive, and PHI elects to defend the North goal.
J.Elliott kicks 60 yards from PHI 35 to CAR 5. C.Samuel to CAR 24 for 19 yards (T.Sullivan; K.Grugier-Hill).

Carolina Panthers at 15:00, (1st play from scrimmage 14:53)

1-10-CAR 24	(14:53) (Shotgun) C.Newton pass incomplete short left to D.Funchess.	
2-10-CAR 24	(14:49) (Shotgun) C.Newton pass short right to D.Moore pushed ob at CAR 28 for 4 yards (J.Hicks).	
3-6-CAR 28	(14:22) (Shotgun) C.Newton scrambles left end ran ob at CAR 42 for 14 yards.	R5
<u>1-10-CAR 42</u>	(13:44) (Shotgun) C.Newton pass short right to D.Funchess to PHI 48 for 10 yards (J.Hicks; D.McDougle).	P6
<u>1-10-PHI 48</u>	(13:01) C.McCaffrey right end pushed ob at PHI 44 for 4 yards (M.Jenkins).	
	<i>PENALTY on CAR-D.Moore, Offensive Holding, 10 yards, enforced at PHI 44.</i>	
1-16-CAR 46	(12:42) (Shotgun) C.Newton pass short right to C.McCaffrey to PHI 49 for 5 yards (F.Cox).	
2-11-PHI 49	(12:08) (Shotgun) C.Newton pass short right to C.Samuel pushed ob at PHI 33 for 16 yards (J.Mills).	P7
<u>1-10-PHI 33</u>	(11:36) (Shotgun) C.McCaffrey up the middle to PHI 26 for 7 yards (N.Bradham, J.Hicks).	
2-3-PHI 26	(10:55) C.McCaffrey left end to PHI 33 for -7 yards (J.Hicks).	
3-10-PHI 33	(10:15) (Shotgun) C.Newton pass incomplete short right [M.Bennett].	
	<i>PENALTY on CAR-C.Newton, Intentional Grounding, 10 yards, enforced at PHI 33.</i>	
4-20-PHI 43	(10:10) M.Palardy punts 37 yards to PHI 6, Center-J.Jansen, downed by CAR-C.Samuel.	

Philadelphia Eagles at 10:01

1-10-PHI 6	(10:01) (Shotgun) C.Wentz pass short right to N.Agholor to PHI 11 for 5 yards (L.Kuechly; M.Adams).	
2-5-PHI 11	(9:20) (Shotgun) <i>PENALTY on PHI-A.Jeffery, False Start, 5 yards, enforced at PHI 11 - No Play.</i>	
2-10-PHI 6	(9:02) (Shotgun) C.Wentz pass short left to D.Goedert to PHI 10 for 4 yards (M.Adams).	
3-6-PHI 10	(8:19) (Shotgun) W.Smallwood left guard to PHI 18 for 8 yards (S.Thompson; M.Adams).	R12
<u>1-10-PHI 18</u>	(7:35) (Shotgun) C.Wentz pass short middle to Z.Ertz to PHI 36 for 18 yards (T.Davis; E.Reid).	P13
<u>1-10-PHI 36</u>	(7:03) (Shotgun) W.Smallwood up the middle to PHI 46 for 10 yards (L.Kuechly).	R14
<u>1-10-PHI 46</u>	(6:27) (Shotgun) C.Wentz pass short middle to Z.Ertz to CAR 46 for 8 yards (C.Munnerlyn).	
2-2-CAR 46	(5:58) (Shotgun) C.Clement right guard to CAR 44 for 2 yards (K.Love, W.Horton).	R15
<u>1-10-CAR 44</u>	(5:29) (No Huddle, Shotgun) C.Clement up the middle to CAR 43 for 1 yard (K.Love). FUMBLES (K.Love), recovered by PHI-C.Wentz at CAR 42.	
2-8-CAR 42	(4:51) (Shotgun) C.Wentz pass deep right to D.Goedert to CAR 25 for 17 yards (E.Reid) [E.Obada].	P16
<u>1-10-CAR 25</u>	(4:20) (No Huddle, Shotgun) W.Smallwood up the middle to CAR 23 for 2 yards (W.Horton).	
2-8-CAR 23	(3:42) (No Huddle, Shotgun) C.Wentz pass short right to Z.Ertz pushed ob at CAR 12 for 11 yards (S.Thompson).	P17
<u>1-10-CAR 12</u>	(3:12) (Shotgun) C.Wentz pass incomplete short middle to D.Goedert (M.Adams).	
2-10-CAR 12	(3:08) (Shotgun) C.Wentz pass short left to Z.Ertz to CAR 3 for 9 yards (S.Thompson).	
3-1-CAR 3	(2:23) (Shotgun) J.Adams up the middle to CAR 3 for no gain (S.Thompson; T.Davis). CAR-T.Davis was injured during the play.	
4-1-CAR 3	(1:57) C.Wentz up the middle to CAR 1 for 2 yards (L.Kuechly).	R18
<u>1-1-CAR 1</u>	(1:24) C.Wentz up the middle to CAR 1 for no gain (L.Kuechly).	
2-1-CAR 1	(:44) C.Wentz pass short right to D.Goedert for 1 yard, TOUCHDOWN.	P19
	J.Elliott extra point is GOOD, Center-R.Lovato, Holder-C.Johnston.	

CAR 0 PHI 17, 17 plays, 94 yards, 9:22 drive, 14:21 elapsed

J.Elliott kicks 63 yards from PHI 35 to CAR 2. D.Moore to CAR 20 for 18 yards (D.Hall; R.Douglas).

Carolina Panthers at 0:39, (1st play from scrimmage 0:33)

1-10-CAR 20	(:33) (Shotgun) C.Newton pass incomplete deep middle to D.Funchess [F.Cox].
2-10-CAR 20	(:29) (Shotgun) C.Newton pass short right to D.Moore to CAR 29 for 9 yards (J.Mills).

END OF QUARTER

	Score	Time Poss	First Downs				Efficiencies	
			R	P	X	T	3 Down	4 Down
Carolina Panthers	0	5:38	1	2	0	3	1/2	0/0
Philadelphia Eagles	17	9:22	4	4	0	8	1/2	1/1

Fourth Quarter

10/21/2018

Play By Play

Carolina Panthers continued.

3-1-CAR 29	(15:00) (Shotgun) C.Newton right tackle to CAR 30 for 1 yard (D.Barnett).	R8
<u>1-10-CAR 30</u>	(14:19) (Shotgun) C.Newton pass short right to D.Funchess ran ob at CAR 39 for 9 yards.	
2-1-CAR 39	(13:54) (Shotgun) C.Newton pass short right to T.Smith to CAR 47 for 8 yards (J.Mills; M.Jenkins).	P9
<u>1-10-CAR 47</u>	(13:15) (Shotgun) C.Newton pass short left to J.Wright to PHI 44 for 9 yards (C.Long).	
2-1-PHI 44	(12:43) (Shotgun) C.Newton pass short left to D.Funchess to PHI 37 for 7 yards (R.Darby).	P10
<u>1-10-PHI 37</u>	(12:16) (Shotgun) C.Newton pass short left to C.McCaffrey to PHI 30 for 7 yards (N.Bradham).	
2-3-PHI 30	(11:32) (Shotgun) C.Newton pass incomplete deep right to G.Olsen.	
	Timeout #1 by CAR at 11:28.	
3-3-PHI 30	(11:28) (Shotgun) C.Newton pass short middle to D.Moore to PHI 14 for 16 yards (M.Jenkins; A.Maddox).	P11
<u>1-10-PHI 14</u>	(10:48) (Shotgun) C.Samuel right end for 14 yards, TOUCHDOWN.	R12
	G.Gano extra point is No Good, Wide Right, Center-J.Jansen, Holder-M.Palardy.	

CAR 6 PHI 17, 11 plays, 80 yards, 4:58 drive, 4:19 elapsed

G.Gano kicks 58 yards from CAR 35 to PHI 7. D.Carter to PHI 30 for 23 yards (R.Gaulden).

Philadelphia Eagles at 10:41, (1st play from scrimmage 10:36)

1-10-PHI 30	(10:36) (Shotgun) C.Wentz pass short right to C.Clement pushed ob at PHI 35 for 5 yards (S.Thompson).	
2-5-PHI 35	(10:11) (Shotgun) C.Wentz pass short right to A.Jeffery to PHI 37 for 2 yards (J.Bradberry).	
3-3-PHI 37	(9:25) (Shotgun) C.Wentz pass short right to Z.Ertz to CAR 49 for 14 yards (R.Gaulden).	P20
<u>1-10-CAR 49</u>	(8:42) (Shotgun) C.Wentz pass short left to N.Agholor to 50 for -1 yards (L.Kuechly).	
2-11-50	(7:58) (Shotgun) C.Wentz sacked at PHI 43 for -7 yards (L.Kuechly).	
3-18-PHI 43	(7:23) (Shotgun) C.Wentz pass short left to A.Jeffery pushed ob at CAR 48 for 9 yards (J.Bradberry).	
4-9-CAR 48	(7:00) C.Johnston punts 35 yards to CAR 13, Center-R.Lovato, out of bounds.	

Carolina Panthers at 6:52

1-10-CAR 13	(6:52) (Shotgun) C.Newton pass short left to T.Smith to CAR 17 for 4 yards (R.Darby).	
2-6-CAR 17	(6:26) (No Huddle, Shotgun) C.Newton pass short right to T.Smith pushed ob at CAR 31 for 14 yards (J.Mills).	P13
	Penalty on PHI-N.Bradham, Defensive Holding, declined.	
<u>1-10-CAR 31</u>	(6:07) (Shotgun) C.Newton scrambles up the middle to CAR 39 for 8 yards (M.Jenkins).	
2-2-CAR 39	(5:35) (No Huddle, Shotgun) C.Newton pass short left to D.Byrd to CAR 47 for 8 yards (J.Hicks).	P14
<u>1-10-CAR 47</u>	(5:10) (No Huddle, Shotgun) C.Newton pass deep middle to J.Wright to PHI 25 for 28 yards (R.Darby).	P15
<u>1-10-PHI 25</u>	(4:43) (No Huddle, Shotgun) C.Newton pass short right to D.Funchess to PHI 18 for 7 yards (D.McDougale).	
2-3-PHI 18	(4:13) (No Huddle, Shotgun) C.Newton pass deep left to D.Funchess for 18 yards, TOUCHDOWN.	P16
	TWO-POINT CONVERSION ATTEMPT. C.Newton pass to J.Wright is complete. ATTEMPT SUCCEEDS.	

CAR 14 PHI 17, 7 plays, 87 yards, 2:44 drive, 10:52 elapsed

G.Gano kicks 60 yards from CAR 35 to PHI 5. D.Carter to PHI 25 for 20 yards (A.Armah). CAR-D.Mayo was injured during the play.

Philadelphia Eagles at 4:08, (1st play from scrimmage 4:02)

1-10-PHI 25	(4:02) (Shotgun) C.Wentz pass short left to N.Agholor to PHI 27 for 2 yards (E.Reid).	
2-8-PHI 27	(3:16) C.Wentz pass short left to W.Smallwood to PHI 25 for -2 yards (L.Kuechly) [E.Obada].	
3-10-PHI 25	(2:32) (Shotgun) C.Wentz pass incomplete deep right to A.Jeffery (J.Bradberry).	
4-10-PHI 25	(2:28) C.Johnston punts 53 yards to CAR 22, Center-R.Lovato. D.Byrd to CAR 31 for 9 yards (T.Sullivan).	

Carolina Panthers at 2:17

1-10-CAR 31	(2:17) (Shotgun) C.Newton pass incomplete short left to G.Olsen (R.Darby).	
2-10-CAR 31	(2:14) (Shotgun) C.Newton pass incomplete short right to D.Moore.	
3-10-CAR 31	(2:10) (Shotgun) C.Newton pass incomplete deep left to D.Funchess.	
4-10-CAR 31	(2:06) (Shotgun) C.Newton pass short right to T.Smith to PHI 34 for 35 yards (J.Mills) [M.Bennett].	P17

Two-Minute Warning

<u>1-10-PHI 34</u>	(1:55) (Shotgun) C.Newton pass short right to C.McCaffrey pushed ob at PHI 26 for 8 yards (N.Bradham).	
2-2-PHI 26	(1:48) (Shotgun) C.Newton pass incomplete short right to T.Smith (M.Jenkins).	
3-2-PHI 26	(1:45) (Shotgun) C.Newton pass short left to C.McCaffrey pushed ob at PHI 4 for 22 yards (N.Bradham, J.Hicks).	P18
<u>1-4-PHI 4</u>	(1:39) (Shotgun) C.Newton pass incomplete short left to D.Funchess (R.Darby).	
2-4-PHI 4	(1:36) (Shotgun) C.Newton left end to PHI 1 for 3 yards (N.Bradham; T.Hester).	

Carolina Panthers vs Philadelphia Eagles at Lincoln Financial Field

Timeout #1 by PHI at 01:26.

3-1-PHI 1

(1:26) C.Newton pass short right to G.Olsen for 1 yard, TOUCHDOWN.

G.Gano extra point is GOOD, Center-J.Jansen, Holder-M.Palardy.

P19

CAR 21 PHI 17, 10 plays, 69 yards, 0:55 drive, 13:38 elapsed

G.Gano kicks 65 yards from CAR 35 to PHI 0. D.Carter to PHI 30 for 30 yards (J.Carter).

Philadelphia Eagles at 1:22, (1st play from scrimmage 1:17)

1-10-PHI 30

(1:17) (Shotgun) C.Wentz pass incomplete deep middle to A.Jeffery.

PENALTY on CAR-J.Bradberry, Defensive Pass Interference, 48 yards, enforced at PHI 30 - No Play.

X21

1-10-CAR 22

(1:11) (Shotgun) C.Wentz pass deep middle intended for Z.Ertz INTERCEPTED by E.Reid at CAR 4. E.Reid to CAR 4 for no gain (Z.Ertz).
The Replay Official reviewed the interception ruling, and the play was REVERSED.

(Shotgun) C.Wentz pass incomplete deep middle to Z.Ertz.

2-10-CAR 22

(1:06) (Shotgun) W.Smallwood up the middle to CAR 14 for 8 yards (L.Kuechly).

3-2-CAR 14

(:37) (No Huddle, Shotgun) C.Wentz pass incomplete short middle to A.Jeffery (M.Adams).

4-2-CAR 14

(:31) (Shotgun) C.Wentz sacked at CAR 19 for -5 yards (J.Peppers). FUMBLES (J.Peppers), RECOVERED by CAR-K.Love at CAR 22. K.Love to CAR 22 for no gain (C.Wentz).

Carolina Panthers at 0:21

1-10-CAR 22 (:21) C.Newton kneels to CAR 21 for -1 yards.

END OF QUARTER

	Score	Time Poss	First Downs				Efficiencies	
			R	P	X	T	3 Down	4 Down
Carolina Panthers	21	8:19	2	10	0	12	4/5	1/1
Philadelphia Eagles	17	6:41	0	1	1	2	1/4	0/1

Miscellaneous Statistics Report

Carolina Panthers vs Philadelphia Eagles

10/21/2018 at Lincoln Financial Field

Ten Longest Plays for Carolina Panthers

Yards	Qtr	Play Start	Play Description
35	4	4-10-CAR 31	(2:06) (Shotgun) C.Newton pass short right to T.Smith to PHI 34 for 35 yards (J.Mills) [M.Bennett].
34	2	1-10-CAR 40	(5:31) (Shotgun) J.Wright left end pushed ob at PHI 26 for 34 yards (A.Maddox).
28	4	1-10-CAR 47	(5:10) (No Huddle, Shotgun) C.Newton pass deep middle to J.Wright to PHI 25 for 28 yards (R.Darby).
22	4	3-2-PHI 26	(1:45) (Shotgun) C.Newton pass short left to C.McCaffrey pushed ob at PHI 4 for 22 yards (N.Bradham, J.Hicks).
18	4	2-3-PHI 18	(4:13) (No Huddle, Shotgun) C.Newton pass deep left to D.Funchess for 18 yards, TOUCHDOWN.
16	3	2-11-PHI 49	(12:08) (Shotgun) C.Newton pass short right to C.Samuel pushed ob at PHI 33 for 16 yards (J.Mills).
16	4	3-3-PHI 30	(11:28) (Shotgun) C.Newton pass short middle to D.Moore to PHI 14 for 16 yards (M.Jenkins; A.Maddox).
15	1	2-10-CAR 26	(2:41) (Shotgun) C.McCaffrey right end pushed ob at CAR 41 for 15 yards (A.Maddox).
14	3	3-6-CAR 28	(14:22) (Shotgun) C.Newton scrambles left end ran ob at CAR 42 for 14 yards.
14	4	1-10-PHI 14	(10:48) (Shotgun) C.Samuel right end for 14 yards, TOUCHDOWN.

Ten Longest Plays for Philadelphia Eagles

Yards	Qtr	Play Start	Play Description
29	2	1-10-PHI 12	(9:57) C.Wentz pass deep left to A.Jeffery pushed ob at PHI 41 for 29 yards (J.Bradberry).
27	2	1-10-PHI 41	(9:21) (Shotgun) C.Wentz pass deep left to Z.Ertz pushed ob at CAR 32 for 27 yards (M.Adams).
22	2	2-11-PHI 49	(13:38) (Shotgun) C.Wentz pass deep left to Z.Ertz to CAR 29 for 22 yards (E.Reid).
21	1	1-25-CAR 40	(4:18) (Shotgun) C.Wentz pass short left to D.Goedert to CAR 19 for 21 yards (R.Gaulden).
20	2	1-10-CAR 29	(12:56) (Shotgun) C.Wentz pass short left to A.Jeffery pushed ob at CAR 9 for 20 yards (L.Kuechly).
18	3	1-10-PHI 18	(7:35) (Shotgun) C.Wentz pass short middle to Z.Ertz to PHI 36 for 18 yards (T.Davis; E.Reid).
17	3	2-8-CAR 42	(4:51) (Shotgun) C.Wentz pass deep right to D.Goedert to CAR 25 for 17 yards (E.Reid) [E.Obada].
15	2	2-1-PHI 35	(15:00) C.Wentz pass short right to Z.Ertz pushed ob at 50 for 15 yards (M.Adams).
14	1	2-9-PHI 21	(10:25) C.Wentz pass short right to Z.Ertz to PHI 35 for 14 yards (E.Reid).
14	1	4-5-CAR 39	(5:19) (Shotgun) C.Wentz pass short left to A.Jeffery pushed ob at CAR 25 for 14 yards (J.Bradberry).

Touchdown Scoring Information

		Offense	Defense	Special Teams
VISITOR	Carolina Panthers	3	0	0
HOME	Philadelphia Eagles	2	0	0

Player Scoring Information

Club	Player	TD	Rush TD	Rec TD	KO TD	Punt TD	Int TD	Fum TD	Misc TD	FG	XP	2Pt Rush	2Pt Rec	Sfty	Points
CAR	C.Samuel	0	1	0	0	0	0	0	0	0	0	0	0	0	6
CAR	D.Funchess	0	0	1	0	0	0	0	0	0	0	0	0	0	6
CAR	G.Olsen	0	0	1	0	0	0	0	0	0	0	0	0	0	6
CAR	J.Wright	0	0	0	0	0	0	0	0	0	0	0	1	0	2
CAR	G.Gano	0	0	0	0	0	0	0	0	0	1	0	0	0	1
PHI	A.Jeffery	0	0	1	0	0	0	0	0	0	0	0	0	0	6
PHI	D.Goedert	0	0	1	0	0	0	0	0	0	0	0	0	0	6
PHI	J.Elliott	0	0	0	0	0	0	0	0	1	2	0	0	0	5

Possession Detail

	First Half		Second Half		Game	
	Visitor	Home	Visitor	Home	Visitor	Home
Largest Lead	0	10	4	17	4	17
Drives Leading	0	2	1	3	1	5
Time of Possession Leading	0:00	5:31	0:21	15:02	0:21	20:33
Largest Deficit	-10	0	-17	-4	-17	-4
Drives Trailing	2	0	4	1	6	1
Time of Possession Trailing	6:08	0:00	13:36	1:01	19:44	1:01
Times Score Tied Up		0		0		0
Lead Changes		1		1		2

Playtime Percentage

Percent of playtime per player on offense, defense and special teams

Carolina Panthers							Philadelphia Eagles								
		Offense		Defense		Special Teams				Offense		Defense		Special Teams	
C Clark	T	59	100%			2	9%	I Seumalo	G	67	100%			5	23%
T Moton	T	59	100%			2	9%	B Brooks	G	67	100%			4	18%
T Turner	G	59	100%			2	9%	L Johnson	T	67	100%				
G Van Roten	G	59	100%			2	9%	J Kelce	C	67	100%				
C McCaffrey	RB	59	100%					C Wentz	QB	67	100%				
G Olsen	TE	59	100%					Z Ertz	TE	65	97%				
R Kalil	C	59	100%					A Jeffery	WR	64	96%				
C Newton	QB	59	100%					J Peters	T	61	91%				
D Funchess	WR	54	92%					N Agholor	WR	59	88%				
J Wright	WR	32	54%					D Goedert	TE	37	55%			11	50%
T Smith	WR	30	51%					W Smallwood	RB	35	52%			7	32%
D Moore	WR	27	46%			10	45%	J Matthews	WR	29	43%			5	23%
C Samuel	WR	19	32%			16	73%	C Clement	RB	25	37%			7	32%
C Manhertz	TE	6	10%			6	27%	J Adams	RB	8	12%			9	41%
A Armah	RB	3	5%			16	73%	J Perkins	TE	7	10%			20	91%
C Anderson	RB	3	5%					H Vaitai	T	7	10%			4	18%
D Byrd	WR	2	3%			8	36%	D Carter	WR	3	4%			15	68%
M Newhouse	T	1	2%			2	9%	S Gibson	WR	2	3%			12	55%
L Kuechly	LB			67	100%	4	18%	M Jenkins	SS			59	100%	2	9%
J Bradberry	CB			66	99%	5	23%	J Hicks	LB			59	100%	2	9%
D Jackson	CB			66	99%	5	23%	N Bradham	LB			59	100%		
M Adams	FS			66	99%	4	18%	J Mills	CB			58	98%	6	27%
T Davis	LB			58	87%	4	18%	A Maddox	CB			58	98%	6	27%
E Reid	SS			55	82%	3	14%	R Darby	CB			58	98%		
K Short	DT			49	73%	4	18%	D McDougale	CB			48	81%	6	27%
W Horton	DE			49	73%	4	18%	F Cox	DT			45	76%		
S Thompson	LB			42	63%	13	59%	B Graham	DE			39	66%	2	9%
J Peppers	DE			41	61%	4	18%	D Barnett	DE			37	63%	2	9%
C Munnerlyn	CB			39	58%			T Hester	DT			34	58%	6	27%
D Poe	NT			34	51%			M Bennett	DE			32	54%		
E Obada	DE			26	39%	3	14%	C Long	DE			29	49%		
K Love	NT			26	39%			B Hector	DT			21	36%	2	9%
V Butler	DT			20	30%	4	18%	K Grugier-Hill	LB			9	15%	18	82%
M Addison	DE			18	27%			T Sullivan	SS			3	5%	16	73%
R Gaulden	FS			12	18%	8	36%	L Reynolds	LB			1	2%	18	82%
J Carter	LB			2	3%	16	73%	D Hall	CB					13	59%
D Mayo	LB			1	1%	15	68%	R Douglas	CB					13	59%
C Jones	SS					20	91%	J Elliott	K					8	36%
B Jacobs	LB					16	73%	C Johnston	P					7	32%
J Hawkins	CB					12	55%	R Lovato	LS					7	32%
I Thomas	TE					9	41%	S Wisniewski	G					4	18%
M Palardy	P					7	32%	C Warmack	G					4	18%
J Jansen	LS					7	32%	J Sweat	DE					1	5%
G Gano	K					6	27%								
T Larsen	G					2	9%								




***UPDATED
PLAYER
BIOGRAPHIES***

QUARTERBACKS



TAYLOR HEINICKE

Ht: 6-1 Wt: 210 Exp: 3
 Old Dominion Aqd: WV '18 (Hou)
 Career GP/GS: (1/0) [0/0]



CAM NEWTON

Ht: 6-5 Wt: 245 Exp: 8
 Auburn Aqd: D1 '11
 Career GP/GS: (115/114) [7/7]

HEINICKE CAREER STATISTICS

YR	Team	GP/GS	ATT	CMP	PCT	YDS	TD	INT	LNG	RSH	YDS	TD	RTG	SK/YDS
2017	Houston	1/0	1/1	1	100.0	10	0	0	10	0	2	0	108.3	1/16
2018	Carolina	0/0	0/0	0	0.0	0	0	0	0	0	0	0	-	0/0
Total		0/0	1/1	0	0.0	10	0	0	10	0	2	0	108.3	1/16

2018 GAME-BY-GAME

vs DALLAS (9/9/18): Served as the primary backup quarterback for Carolina...Did not see game action...**at ATLANTA (9/16/18):** Served as the primary backup quarterback for Carolina...Did not see game action...**vs CINCINNATI (9/23/18):** Did not see game action...**vs NEW YORK GIANTS (10/7/18):** Active but did not see game action...**at WASHINGTON (10/14/18):** Did not see game action...**at PHILADELPHIA (10/21/18):** D

GP/GS/DNP/IA: (0/0/6/0)

NEWTON CAREER STATISTICS

YR	Team	GP/GS	ATT	CMP	PCT	YDS	TD	INT	LNG	RSH	YDS	TD	RTG	SK/YDS
2011	Carolina	16/16	517	310	60.0	4051	21	17	91	126	706	14	84.5	35/260
2012	Carolina	16/16	485	280	57.7	3869	19	12	82	127	741	8	86.2	36/244
2013	Carolina	16/16	473	292	61.7	3379	24	13	79	111	585	6	88.8	43/336
2014	Carolina	14/14	448	262	58.5	3127	18	12	51	103	539	5	82.1	38/300
2015	Carolina	16/16	495	296	59.8	3837	35	10	74	132	636	10	99.4	33/284
2016	Carolina	15/14	510	270	52.9	3509	19	14	88	90	359	5	75.8	36/277
2017	Carolina	16/16	492	291	59.1	3302	22	16	64	139	754	6	80.7	35/242
2018	Carolina	6/6	209	137	65.6	1427	11	4	51	52	257	3	94.7	8/46
Total		115/114	3629	2138	58.9	26501	169	98	91	880	4577	57	85.9	264/1989

ADDITIONAL STATISTICS

RECEIVING: 2011 (1 rec-27 yds); 2012 (0 rec-6 yds).

SINGLE-GAME CAREER HIGHS

PASS ATTEMPTS	52	vs. Philadelphia (10/12/17)
PASS COMPLETIONS	32	at Atlanta (9/16/18)
COMPLETION PCT (min 20)	84.0	at Tennessee (11/15/15)
PASSING YARDS	432	vs. Green Bay (9/18/11)
PASSING TDS	5	3x, last at New York Giants (12/20/15)
INTERCEPTIONS	4	at Detroit (11/20/11)
LONG PASS	91t	vs. Tampa Bay (12/24/11)
RUSH ATTEMPTS	17	at Cincinnati (10/12/14)
RUSHING YARDS	116	vs. Atlanta (12/9/12)
RUSHING TDS	3	at Tampa Bay (12/4/11)
LONG RUSH	72t	vs. Atlanta (12/19/12)
TOTAL RUSH/PASS YARDS	440	2x, last at New York Giants (12/20/15)
TOTAL RUSH/PASS TDS	5	3x, last at New York Giants (12/20/15)

2018 GAME-BY-GAME

vs DALLAS (9/9/18): Started at quarterback and completed 17-of-26 passes for 161 yards...Finished with a 82.4 quarterback rating...Ran for a team-high 58 yards on 13 attempts, including a four-yard score in the second quarter...**at ATLANTA (9/16/18):** Completed a career-high 32 passes on 45 attempts, tallying 335 passing yards, three touchdowns and one interception...Finished with a 105.3 passer rating...Added four rushes for 42 yards...**vs CINCINNATI (9/23/18):** Recorded four total touchdowns, two passing and two rushing, marking his 16th career four-touchdown game and sixth career game with two rushing touchdowns...Was his third career regular season game with two rushing/two passing TDs, ranking second in NFL history...Completed 15-of-24 passes for 150 yards...Finished with a 108.0 passer rating...Tallied 36 rushing yards on 10 attempts...**vs NEW YORK GIANTS (10/7/18):** Started at quarterback and threw for 237 yards, two touchdowns and two interceptions while completing 21-of-35 passes for a 75.5 passer rating...Six of his completions went for 20 yards or longer...Rushed for 29 yards, bringing career total to 4,485 career rushing yards, the most ever by a quarterback with a single franchise...**at WASHINGTON (10/14/18):** Completed 27-of-40 passes for 275 yards, two touchdowns and one interception...Finished with a 93.2 passer rating...Led the team on the ground with 43 rushing yards on nine carries...**at PHILADELPHIA (10/21/18):** Led 17th career game-winning drive to cap 21-point fourth quarter comeback...Completed 25-of-39 attempts for 269 yards and two touchdowns...Finished with a 101.3 passer rating...Led the team with 49 rushing yards.

GP/GS/DNP/IA: (6/6/0/0)

(NEWTON CONTINUED)

NFL RANKINGS

- 57 rushing touchdowns are the most by a quarterback since the 1970 NFL-AFL merger.
- Only active player to lead an NFL franchise in both career touchdown passes (169) and rushing touchdowns (57).
- Ranks third all-time in rushing yards by a quarterback in NFL history with 4,577 yards, trailing only Michael Vick (6,109) and Randall Cunningham (4,928).
- His 4,577 rushing yards are the most by a quarterback with a single franchise all-time.
- 57 rushing touchdowns are the second-most by any player in the NFL since entering the league in 2011.
- Broke NFL record for rushing first downs by a quarterback (344), previously held by Michael Vick (343)
- First player in NFL history to have at least 25,000 passing yards and 4,000 rushing yards in first seven seasons.
- Only player in NFL history to have at least six seasons with 3,000 or more passing yards and 500 or more rushing yards at any point in a career.
- One of three players in NFL history, along with Peyton Manning (Indianapolis Colts, 1998-2004) and Andy Dalton (Cincinnati Bengals, 2011-17) to have at least 3,000 passing yards in each of the first seven seasons.
- In 2015, became the first player in NFL history with at least 30 passing touchdowns (35) and 10 rushing touchdowns (10) in a single season.
- Became the first player in NFL history with 300 or more passing yards, five or more passing touchdowns and 100 or more rushing yards in a single game at New York Giants (12/20/15).
- One of two quarterbacks (Michael Vick) in NFL history with three 700-yard rushing seasons in a career.
- Established a single-season NFL record for rushing touchdowns by a quarterback with 14 in 2011.
- Holds NFL record for most career games with at least one passing touchdown and one rushing touchdown with 37 games.
- Has recorded six games with at least three passing touchdowns and one rushing touchdown, tied for most in NFL history.
- Has recorded three regular season games and one playoff game with at least two passing touchdowns and two rushing touchdowns, ranking second in NFL history behind Steve Young's four games.
- Holds NFL record with four career games with at least 200 passing yards, multiple touchdown passes, 80 rushing yards and a touchdown run.
- 35 combined touchdowns (21 passing, 14 rushing) in 2011 were the most by a rookie quarterback in NFL history.
- In 2011, became the first player in NFL history to pass for 4,000 yards and rush for at least 500 yards in a single season.

FRANCHISE RANKINGS

- Panthers' all-time leader in passing yards (26,501), passing touchdowns (169), pass attempts (3,529), pass completions (2,138), 300-yard passing games (17) and wins by a quarterback (66).
- 57 rushing touchdowns are the most in franchise history.
- Became first player in Panthers history to be selected as AP NFL Most Valuable Player in 2015.
- Holds franchise single-game records for passing yards with 432 (vs. Green

Bay 9/18/11)...Passer rating with 153.3 (vs. Atlanta 12/13/15)...Longest completion with a 91-yard touchdown to wide receiver Brandon LaFell (vs. Tampa Bay 12/24/11).

- 181 consecutive passes without an interception are the most in team history, breaking the previous record of 176 attempts, also set by Newton...Streak began in first quarter at New Orleans (12/6/15) and ended in the fourth quarter at Denver (9/8/16).
- Set a team record with a 7.98-yard average passing gain in 2012, surpassing the previous mark of 7.94 yards by Jake Delhomme in 2008.
- Set the team record for the lowest interception percentage of 2.02 percent in 2015.
- Holds every franchise single-game, season and career rushing record for a quarterback, including yards, rushing average, touchdowns and longest rush.
- His 61.73 completion percentage in 2013 ranks as the second-highest completion percentage in team history behind Steve Beuerlein's record 62.97 in 1998.
- Ranks third in franchise history with 4,577 rushing yards.

POSTSEASON FRANCHISE RANKINGS

- Set the franchise postseason record for most passing yards in a single-game with 349 yards at New Orleans (1/7/18)...Completed 24 passes in that same game, tying Jake Delhomme (at Chicago, 1/15/06) for the most completions in a single game.
- Holds Panthers' record for most completions in postseason history with 134.

HONORS

- AP NFL MVP (2015)
- AP Offensive Player of the Year (2015)
- AP First-Team All-Pro (2015)
- 3x Pro Bowl (2015, 2013, 2011)
- 7x NFC Offensive Player of the Week (2017: 10; 2015: 9, 11, 13, 15, 17; 2011: 13)
- PFWA MVP (2015)
- PFWA Offensive Player of the Year (2015)
- PFWA All-NFL (2015)
- PFWA All-NFC (2015)
- Sporting News Offensive Player of the Year (2015)
- Sporting News All-Pro (2015)
- Sports Illustrated MVP (2015)
- Maxwell Club – Player of the Year (2015)
- AP Offensive Rookie of the Year (2011)
- Pepsi NFL Rookie of the Year (2011)
- NFL 101 NFC Offensive Player of the Year (2011)
- Pro Football Weekly/PFWA All-Rookie (2011)
- Pro Football Weekly/PFWA Rookie of the Year (2011)
- Sporting News Rookie of the Year (2011)
- Sports Illustrated Offensive Rookie of the Year (2011)
- NFC Offensive Rookie of the Month (2011 September)

RUNNING BACKS



C.J. ANDERSON
 Ht: 5-8 Wt: 225 Exp: 6
 California Aqd: FA '18
 Career GP/GS: (64/37) [5/2]

ANDERSON CAREER STATISTICS

YR	Team	GP/GS	Att	Yds	Avg	Lg	TD	Rec	Yds	Avg	Lg	TD
2013	Denver	5/0	7	38	5.4	11	0	0	0	-	-	0
2014	Denver	15/7	179	849	4.7	27	8	34	324	9.5	51t	2
2015	Denver	15/6	152	720	4.7	48t	5	25	183	7.3	27	0
2016	Denver	7/7	110	437	4.0	28	4	16	128	8.0	25t	1
2017	Denver	16/16	245	1,007	4.1	40	3	28	224	8.0	25	1
2018	Carolina	5/1	16	84	5.3	22	0	1	24	24.0	24	1
Totals		64/37	709	3135	4.4	48	20	104	883	8.5	51	5

2018 GAME-BY-GAME

vs DALLAS (9/9/18): Rushed the ball seven times for 35 yards...Averaged 5.0 yards per rush, tying Christian McCaffrey for a team-high...**at ATLANTA (9/16/18):** Started at running back...Opened the game with a 22-yard rush on Carolina's first offensive play of the game...Finished with three rushes for 31 yards, averaging 10.3 yards per rush...**vs CINCINNATI (9/23/18):** Scored on a 24-yard screen pass in the second quarter...Rushed for nine yards on two attempts...**vs NEW YORK GIANTS (10/7/18):** Rushed four times for nine yards...**at WASHINGTON (10/14/18):** Saw action as a reserve running back...Did not record any statistics...**at PHILADELPHIA (10/21/18):** Saw action as a reserve running back.

GP/GS/DNP/IA: (6/1/0/0)

HONORS

- Pro Bowl (2014)
- 2x AFC Offensive Player of the Week (2015 – Week 12), (2014 – Week 17)

SINGLE-GAME CAREER HIGHS

RUSHES	32	at Kansas City (11/30/14)
RUSHING YARDS	168	at Kansas City (11/30/14)
RUSHING TOUCHDOWNS	3	2x, last vs. Oakland (12/28/14)
LONGEST RUSH	48t	vs. New England (11/29/15)
RECEPTIONS	8	2x, last at Cincinnati (12/22/14)
RECEIVING YARDS	86	at St. Louis (11/16/14)
RECEIVING TOUCHDOWNS	1	5x, last vs. Cincinnati (9/23/18)
LONGEST RECEPTION	51t	at Oakland (11/9/14)



ALEX ARMAH
 Ht: 6-2 Wt: 255 Exp: 2
 West Georgia Aqd: D6 '17
 Career GP/GS: (15/0) [1/0]

ARMAH CAREER STATISTICS

YR	Team	G/GS	RSH	YDS	AVG	LNG	TD	REC	YDS	AVG	LNG	TD
2017	Carolina	9/0	0	0	-	-	0	0	0	-	-	0
2018	Carolina	5/0	4	10	2.5	4	1	0	0	-	-	0
Total		15/0	4	10	2.5	4	1	0	0	-	-	0

2018 GAME-BY-GAME

vs DALLAS (9/9/18): Recorded first career rushing attempt in the fourth quarter and scored on a one-yard run, becoming just second Panther in franchise history to score TD on first career rush (Richie Brockel, 2011)...**at ATLANTA (9/16/18):** Served as the team's primary fullback and saw action on special teams...Recorded one rush for four yards...**vs CINCINNATI (9/23/18):** Rushed for one yard on one attempt...**vs NEW YORK GIANTS (10/7/18):** Rushed once for four yards...**at WASHINGTON (10/14/18):** Served as the team's primary fullback and saw action on special teams...**at PHILADELPHIA (10/21/18):** Served as the team's primary fullback and saw action on special teams.

GP/GS/DNP/IA: (6/0/0/0)



CAMERON ARTIS-PAYNE
 Ht: 5-10 Wt: 215 Exp: 4
 Auburn Aqd: Db5 '15
 Career GP/GS: (25/3) [2/0]

ARTIS-PAYNE CAREER STATISTICS

YR	Team	GP/GS	RSH	YDS	AVG	LNG	TD	REC	YDS	AVG	LNG	TD
2015	Carolina	7/0	45	183	4.1	31	1	5	58	11.6	20	0
2016	Carolina	3/3	36	144	4.0	14	2	1	11	11.0	11	0
2017	Carolina	13/0	18	95	5.3	43	1	1	2	2.0	2	0
2018	Carolina	2/0	0	0	-	-	0	0	0	-	-	0
Total		25/3	99	422	4.3	43	4	7	71	10.1	20	0

2018 GAME-BY-GAME

vs DALLAS (9/9/18): Inactive...**at ATLANTA (9/16/18):** Served as a reserve running back and saw action on special teams...**vs CINCINNATI (9/23/18):** Saw action on special teams and served as a reserve running back...Did not record any statistics...**vs NEW YORK GIANTS (10/7/18):** Inactive...**at WASHINGTON (10/14/18):** Inactive...**at PHILADELPHIA (10/21/18):** Inactive.

GP/GS/DNP/IA: (2/0/0/4)

SINGLE-GAME CAREER HIGHS

RUSH ATTEMPTS	18	vs. Tampa Bay (10/10/16)
RUSHING YARDS	85	vs. Tampa Bay (10/10/16)
LONG RUSH	43	vs. Miami (11/13/17)
RUSHING TDS	2	vs. Tampa Bay (10/10/16)
RECEPTIONS	2	2x, last vs. Tampa Bay (1/3/15)
RECEIVING YARDS	34	at New York Giants (12/20/15)



CHRISTIAN McCAFFREY

Ht: 5-11 Wt: 205 Exp: 2
Stanford Aqd: D1 '17
Career GP/GS: (22/16) [1/1]

2018 GAME-BY-GAME

vs DALLAS (9/9/18): Started at running back...Tallied 50 rushing yards on 10 rushes...Led all Panthers with six receptions and 45 receiving yards...
at ATLANTA (9/16/18): Recorded 14 receptions for 102 yards, tying Steve Smith for the most receptions in a single game in franchise history, and setting the record for most receiving yards in a game by running back in Panthers history...Tallied 37 rushing yards on eight attempts...**vs CINCINNATI (9/23/18):** Rushed for 184 yards on 28 attempts, both career highs...His 184 rushing yards rank fourth all-time in franchise history for a single game...After 104 receiving yards in the previous week, he became the first player in Panthers history with 100 yards receiving and 100 yards rushing in consecutive weeks...**vs NEW YORK GIANTS (10/7/18):** Rushed for 58 yards on 17 attempts...Recorded five receptions for 53 yards, including an 18-yard touchdown catch...**at WASHINGTON (10/14/18):** Tallied a team-high seven receptions for 46 yards...Rushed eight times for 20 yards...**at PHILADELPHIA (10/21/18):** Started at running back...Rushed for 29 yards on seven receptions...Tallied six receptions for 51 yards.

GP/GS/DNP/IA: (6/6/0/0)

NFL RANKINGS

- His 14 receptions at Atlanta (9/16/18) tied for the fourth-most by a running back in NFL history.
- Became first rookie running back in NFL history with at least 70 receptions and five receiving touchdowns in Week 15.
- His 80 receptions in 2017 ranked fourth in NFL history among rookie running backs.
- Finished second in NFL in 2017 for receptions (80) and receiving yards (651) by a rookie running back, earning a nod as a finalist for the NFL Rookie of the Year award.

FRANCHISE RANKINGS

- Tied franchise record with 14 receptions at Atlanta (9/16/18) to tie Steve Smith's previous record for catches in a game.
- His 102-yard receiving game at Atlanta (9/16/18) set the single-game franchise record for most receiving yards by a running back.
- Set Panthers single-season records for most receptions (80), receiving yards (651) and receiving touchdowns (5) by a running back in a single season.
- Set Panthers rookie single-season records for most receptions (80), scrimmage yards (1,086), yards after catch (593) and first downs (57).
- Finished third in franchise history for all-purpose yards (1,306) in a rookie season and third in receiving yards (651) in a rookie season.
- Set franchise records for most scrimmage yards (117), receiving yards (101) and longest reception (56) by a rookie in a playoff game (at New Orleans 1/7/18), while receiving yards and TD reception were most by any franchise running back in a playoff game.
- His 184-yard rushing game vs. Cincinnati (9/23/18) ranked fourth all-time in team history for a single game.

McCAFFREY CAREER STATISTICS

YR	Team	G/GS	RSH	YDS	AVG	LNG	TD	REC	YDS	AVG	LNG	TD
2017	Carolina	16/10	117	435	3.7	40	2	80	651	8.1	37	5
2018	Carolina	6/6	78	378	4.8	45	0	40	289	7.2	28	1
Total		22/16	195	813	4.2	45	2	120	940	7.8	37	6

Punt Return Stats

YR	Team	No.	Yds.	Avg.	FC	Long	TD
2017	Carolina	22	162	7.4	9	25	0
2018	Carolina	0	0	-	-	-	0
Total		22	162	7.4	9	25	0

Kickoff Return Stats

YR	Team	No.	Yds.	Avg.	FC	Long	TD
2017	Carolina	3	58	19.3	0	21	0
2018	Carolina	0	0	-	-	-	0
Totals		3	58	19.3	0	21	0

SINGLE-GAME CAREER HIGHS

RUSH ATTEMPTS	28	vs. Cincinnati (9/23/18)
RUSHING YARDS	184	vs. Cincinnati (9/23/18)
LONG RUSH	45	vs. Cincinnati (9/23/18)
RUSHING TDS	1	2x, last vs. Miami (11/13/17)
RECEPTIONS	14	at Atlanta (9/16/18)
RECEIVING YARDS	102	at Atlanta (9/16/18)
LONG RECEPTION	37	vs. New Orleans (9/24/17)
RECEIVING TDS	1	6x, last vs. NY Giants (10/7/18)
PUNT RETURNS	5	vs. Buffalo (9/17/17)
PUNT RETURN YARDS	35	vs. Philadelphia (10/12/17)
PUNT RETURN LONG	25	vs. Philadelphia (10/12/17)
KICKOFF RETURNS	3	at New England (10/1/17)
KICKOFF RETURN YARDS	58	at New England (10/1/17)
KICKOFF RETURN LONG	21	at New England (10/1/17)

WIDE RECEIVERS



DAMIERE BYRD

Ht: 5-9 Wt: 180 Exp: 3
South Carolina Aqd: FA '15
Career GP/GS: (12/3) [0/0]

BYRD CAREER STATISTICS

YR	Team	G/GS	REC	YDS	AVG	LNG	TD	RSH	YDS	AVG	LNG	TD
2016	Carolina	1/0	1	16	16.0	16	0	0	0	-	-	0
2017	Carolina	8/3	10	105	10.5	31	2	1	12	12.0	12	0
2018	Carolina	3/0	1	8	8.0	8	0	0	0	-	-	0
Totals		12/3	12	129	10.8	31	2	1	12	12.0	12	0

Kickoff Return Stats

YR	Team	No.	Yds.	Avg.	Long	TD
2016	Carolina	1	31	31.0	31	0
2017	Carolina	7	229	32.7	103t	1
Totals		8	260	32.5	103t	1

Punt Return Stats

YR	Team	No.	Yds.	Avg.	FC	Long	TD
2017	Carolina	1	9	9.0	0	9	0
2018	Carolina	5	53	10.6	2	30	0
Totals		6	62	10.3	2	30	0

2018 GAME-BY-GAME

vs DALLAS (9/9/18): Saw action as a receiver and served as the primary punt returner...Tallied three returns for 47 yards, including a 30-yard return, the longest of his career...**at ATLANTA (9/16/18):** Inactive with a knee injury...**vs CINCINNATI (9/23/18):** Inactive with a knee injury...**vs NEW YORK GIANTS (10/7/18):** Saw action on special teams and served as a reserve wide receiver...Returned one punt for -3 yards...**at WASHINGTON (10/14/18):** Inactive...**at PHILADELPHIA (10/21/18):** Served as a reserve wide receiver and the primary punt returner...Tallied one catch for eight yards and one punt return for nine yards.

GP/GS/DNP/IA: (3/0/0/3)

FRANCHISE RANKINGS

- Recorded a 103-yard kickoff return for a touchdown against Tampa Bay (12/24/17), setting a new franchise record for longest kickoff return, besting Kealoha Pilares' 101-yard return against Detroit (11/20/11).

SINGLE-GAME CAREER HIGHS

RECEPTIONS	4	at Tampa Bay (10/4/15)
RECEIVING YARDS	54	at Tampa Bay (10/4/15)
RECEIVING TDS	1	at Green Bay (10/19/14)
LONG RECEPTION	30	at Tampa Bay (10/4/15)
KICKOFF RETURNS	3	vs. New Orleans (10/30/14)
KICKOFF RETURN YARDS	72	vs. Seattle (10/26/14)
LONG KICKOFF RETURN	49	vs. Seattle (10/26/14)
PUNT RETURNS	3	2x, last vs. Dallas (9/9/18)
PUNT RETURN YARDS	47	vs. Dallas (9/9/18)
LONG PUNT RETURN	30	vs. Dallas (9/9/18)



DEVIN FUNCHESS

Ht: 6-4 Wt: 225 Exp: 4
Michigan Aqd: D2 '15
Career GP/GS: (53/34) [4/4]

FUNCHESS CAREER STATISTICS

YR	Team	G/GS	REC	YDS	AVG	LNG	TD
2015	Carolina	16/5	31	473	15.3	52	5
2016	Carolina	15/7	23	371	16.1	48	4
2017	Carolina	16/16	63	840	24.0	44	8
2018	Carolina	6/6	29	374	12.9	27	3
Totals		53/34	146	2058	14.1	52	20

2018 GAME-BY-GAME

vs DALLAS (9/9/18): Started at wide receiver...Caught three passes for 41 yards...**at ATLANTA (9/16/18):** Started and tied career-high seven receptions for 77 yards, averaging 11.0 yards per catch...**vs CINCINNATI (9/23/18):** Recorded 67 receiving yards and one touchdown on four receptions...Tallied first touchdown of the season on a four-yard pass in the second quarter...**vs NEW YORK GIANTS (10/7/18):** Started at wide receiver and tallied four receptions for 53 yards...**at WASHINGTON (10/14/18):** Recorded a team-high 74 receiving yards on five receptions...Caught a 23-yard touchdown in the second quarter...**at PHILADELPHIA (10/21/18):** Led the team with 62 receiving yards on six receptions...Recorded third touchdown reception of the season in the fourth quarter.

GP/GS/DNP/IA: (6/6/0/0)

SINGLE-GAME CAREER HIGHS

RECEPTIONS	7	5x, last at Atlanta (9/16/18)
RECEIVING YARDS	120	vs. Tampa Bay (1/3/16)
LONG RECEPTION	52	vs. Green Bay (11/8/15)
RECEIVING TDS	2	2x, last vs. Miami (11/13/17)
LONG TD RECEPTION	38	vs. Kansas City (11/13/16)



DJ MOORE

Ht: 6-0 Wt: 210 Exp: R
Maryland Aqd: D1 '18
Career GP/GS: (6/0) [0/0]

MOORE CAREER STATISTICS

YR	Team	G/GS	REC	YDS	AVG	LNG	TD	RSH	YDS	AVG	LNG	TD
2018	Carolina	6/0	13	191	14.7	51t	1	4	46	11.5	18	0
Total		6/0	13	191	14.7	51t	1	4	46	11.5	18	0

Punt Return Stats

YR	Team	No.	Yds.	Avg.	Long	TD
2018	Carolina	6	31	5.2	15	0
Total		6	31	5.2	15	0

2018 GAME-BY-GAME

vs DALLAS (9/9/18): Saw action on offense and special teams...Returned one punt for 15 yards...Tallied one rush for three yards...**at ATLANTA (9/16/18):** Became the fourth player in franchise history to score a touchdown on his first career catch...Tallied a 51-yard touchdown reception in the fourth quarter...Rushed one time for seven yards and returned two punts for nine yards...**vs CINCINNATI (9/23/18):** Saw significant time as a reserve wide receiver and on special teams...Tallied one reception for three yards...**vs NEW YORK GIANTS (10/7/18):** Caught a season-high four passes for 49 yards...Also rushed for 18 yards on his lone rushing attempt...**at WASHINGTON (10/14/18):** Caught four passes for 59 yards...Had two fumbles, one on offense and one on punt return...Rushed once for 18 yards...**at PHILADELPHIA (10/21/18):** Tallied three receptions for 29 yards...Returned one kick for 18 yards and one punt for three yards.

GP/GS/DNP/IA: (6/0/0/0)

SINGLE-GAME CAREER HIGHS

RECEPTIONS	4	2x, last at Washington (10/14/18)
RECEIVING YARDS	59	last at Washington (10/14/18)
RECEIVING TDS	1	at Atlanta (9/16/18)
LONGEST RECEPTION	51t	at Atlanta (9/16/18)
RUSH ATTEMPTS	1	4x, last at Washington (10/14/18)
RUSHING YARDS	18	2x, last at Washington (10/14/18)
RUSHING LONG	18	2x, last at Washington (10/14/18)
PUNT RETURNS	2	at Atlanta (9/16/18)
PUNT RETURN YARDS	15	vs. Dallas (9/9/18)
LONG PUNT RETURN	15	vs. Dallas (9/9/18)



CURTIS SAMUEL

Ht: 5-11 Wt: 195 Exp: 2
Ohio State Aqd: D2 '17
Career GP/GS: (12/4) [0/0]

SAMUEL CAREER STATISTICS

YR	Team	G/GS	REC	YDS	AVG	LNG	TD	RSH	YDS	AVG	LNG	TD
2017	Carolina	9/4	15	115	7.7	23	0	4	64	16.0	31	0
2018	Carolina	3/0	3	53	17.7	25	1	2	9	4.5	14	1
Total		12/4	18	168	9.3	25	1	6	73	12.2	31	1

Kickoff Return Stats

YR	Team	No.	Yds.	Avg.	Long	TD
2017	Carolina	10	221	22.1	33	0
2018	Carolina	4	88	22.0	32	0
Total		14	309	22.1	33	0

2018 GAME-BY-GAME

vs DALLAS (9/9/18): Inactive...**at ATLANTA (9/16/18):** Inactive...**vs CINCINNATI (9/23/18):** Inactive...**vs NEW YORK GIANTS (10/7/18):** Scored first career touchdown on a 25-yard screen pass...Finished the game with two receptions for 37 yards and one touchdown...**at WASHINGTON (10/14/18):** Returned two kicks for 37 yards...Served as a reserve wide receiver on offense...**at PHILADELPHIA (10/21/18):** Recorded second touchdown of the season on a 14-yard rush...Finished with two rushes for nine yards and one reception for 16 yards.

GP/GS/DNP/IA: (3/0/0/3)

SINGLE-GAME CAREER HIGHS

RECEPTIONS	5	vs. Miami (11/13/17)
RECEIVING YARDS	45	vs. Miami (11/13/17)
LONG RECEPTION	25	vs. New York Giants (10/7/18)
RECEIVING TDS	1	vs. New York Giants (10/7/18)
RUSH ATTEMPTS	2	at Philadelphia (10/21/18)
RUSHING YARDS	31	vs. New Orleans (9/24/17)
RUSHING LONG	31	vs. New Orleans (9/24/17)
KICKOFF RETURNS	3	at Detroit (10/8/17)
KICKOFF RETURN YARDS	44	at Detroit (10/8/17)
LONG KICKOFF RETURN	33	vs. Philadelphia (10/12/17)



TORREY SMITH

Ht: 6-0 Wt: 205 Exp: 8
 Maryland Aqd: TR '18 (PHI)
 Career GP/GS: (114/105) [11/10]

SMITH CAREER STATISTICS

RECEIVING

Year	Team	GP/GS	No	Yds	Avg	Lg	TD
2011	Baltimore	16/14	50	841	16.8	74	7
2012	Baltimore	16/16	49	855	17.4	54	8
2013	Baltimore	16/16	65	1,128	17.4	74	4
2014	Baltimore	16/16	49	767	15.7	53	11
2015	San Francisco	16/12	33	663	11.9	76	4
2016	San Francisco	12/12	20	267	13.4	53	3
2017	Philadelphia	16/14	36	430	11.9	59	2
2018	Carolina	6/5	16	171	10.7	35	2
Totals		114/105	318	5122	13.4	76	41

RUSHING

Year	Team	Att	Yds	Avg	Lg	TD
2011	Baltimore	4	39	9.8	16	0
2012	Baltimore	3	9	3.0	13	0
2017	Philadelphia	1	-3	-3.0	0	0
Totals		8	45	5.6	16	0

PUNT RETURNS

Year	Team	No	Yds	Avg	Lg	TD
2017	Philadelphia	1	9	9.0	9	0
Totals		1	9	9.0	9	0

KICKOFF RETURNS

Year	Team	No	Yds	Avg	Lg	TD
2011	Baltimore	1	24	24.0	24	0
2016	San Francisco	1	13	13.0	13	0
Totals		2	37	18.5	24	0

2018 GAME-BY-GAME

vs DALLAS (9/9/18): Started at receiver and caught one pass for 15 yards...
at ATLANTA (9/16/18): Started and recorded three receptions for 33 yards and one touchdown...Scored on a three-yard pass from Cam Newton in the fourth quarter...**vs CINCINNATI (9/23/18):** Started at receiver...Recorded three receptions for 19 yards...**vs NEW YORK GIANTS (10/7/18):** Saw action at wide receiver but did not record any statistics...**at WASHINGTON (10/14/18):** Caught a season-high five receptions for 43 yards and one touchdown...Added a reception on a successful two-point conversion...**at PHILADELPHIA (10/21/18):** Started at wide receiver...Tallied four receptions for 61 yards, including a season-long 35-yard catch in the fourth quarter.

GP/GS/DNP/IA: (6/5/0/0)

NFL RANKINGS

- Ranks third in the NFL in yards per reception (min. 200 receptions) since 2011, averaging 16.2 yards per catch.
- Ranks third in the NFL in third-down receiving average (min. 50 receptions) since 2011, averaging 17.7 yards per catch on third down.

HONORS

- Three-time Walter Payton NFL Man of the Year nominee (2013, 2014, 2016).
- Two-time Super Bowl Champion (2012 Baltimore, 2017 Philadelphia).

SINGLE-GAME CAREER HIGHS

RECEPTIONS	7	2x, last vs. Cleveland (9/15/13)
RECEIVING YARDS	166	at Buffalo (9/29/13)
LONG RECEPTION	76	vs. Baltimore (10/18/15)
RECEIVING TDS	3	at St. Louis Rams (9/25/11)
LONG TD RECEPTION	76	vs. Baltimore (10/18/15)



JARIUS WRIGHT

Ht: 5-10 Wt: 190 Exp: 7
 Arkansas Aqd: FA '18
 Career GP/GS: (85/19) [4/0]

WRIGHT CAREER STATISTICS

RECEIVING

Year	Team	GP/GS	No	Yds	Avg	Lg	TD
2012	Minnesota	7/1	22	310	14.1	65	2
2013	Minnesota	16/3	26	434	16.7	42	3
2014	Minnesota	16/7	42	588	14.0	87	2
2015	Minnesota	16/3	34	442	13.0	52	0
2016	Minnesota	8/1	11	67	6.1	11	1
2017	Minnesota	16/0	18	198	11.0	30	2
2018	Carolina	6/4	15	157	10.5	28	1
Totals		85/19	168	2196	13.1	87	11

RUSHING

Year	Team	Att	Yds	Avg	Lg	TD
2012	Minnesota	2	11	5.5	8	0
2014	Minnesota	5	71	14.2	27	0
2015	Minnesota	1	29	29.0	29	0
2018	Carolina	1	34	34.0	34	0
Totals		9	145	16.1	34	0

KICKOFF RETURNS

Year	Team	Att	Yds	Avg	Lg	TD
2013	Minnesota	1	9	9.0	9	0
Totals		1	9	9.0	9	0

2018 GAME-BY-GAME

vs DALLAS (9/9/18): Started at wide receiver...Recorded three receptions for 23 yards...**at ATLANTA (9/16/18):** Recorded five receptions for 62 yards and one touchdown...Averaged 12.4 yards per catch...**vs CINCINNATI (9/23/18):** Started at wide receiver...Recorded one reception for seven yards...**vs NEW YORK GIANTS (10/7/18):** Recorded three receptions for 25 yards...**at WASHINGTON (10/14/18):** Started at wide receiver...Tallied one reception for three yards...**at PHILADELPHIA (10/21/18):** Started at wide receiver...Caught two passes for 37 yards...Added one rush for 34 yards, a career long.

GP/GS/DNP/IA: (6/4/0/0)

SINGLE-GAME CAREER HIGHS

RECEPTIONS	8	vs. Atlanta (9/28/14)
RECEIVING YARDS	132	vs. Atlanta (9/28/14)
LONG RECEPTION	87	vs. New York Jets (12/7/14)
RECEIVING TDS	2	at Seattle (11/17/13)
LONG TD RECEPTION	87	vs. New York Jets (12/7/14)

TIGHT ENDS



CHRIS MANHARTZ

Ht: 6-6 Wt: 255 Exp: 3
Canisius Aqd: WV '16 (NO)
Career GP/GS: (29/7) [0/0]

MANHARTZ CAREER STATISTICS

YR	Team	GP/GS	No	Yds	Avg	Lg	TD
2016	N.O. / Car.	7/2	1	10	10.0	10	0
2017	Carolina	16/4	2	17	8.5	11	0
2018	Carolina	6/1	1	2	2.0	2	0
Totals		29/7	4	29	7.3	11	0


2018 GAME-BY-GAME

vs DALLAS (9/9/18): Served as a reserve tight end and saw action on special teams...Did not record any statistics...**at ATLANTA (9/16/18):** Served as a reserve tight end and saw action on special teams...Did not record any statistics...**vs CINCINNATI (9/23/18):** Saw action on offense and special teams...Did not record any statistics...**vs NEW YORK GIANTS (10/7/18):** Started at tight end but did not record any statistics...**at WASHINGTON (10/14/18):** Saw action as a reserve tight end...Caught one pass for two yards...**at PHILADELPHIA (10/21/18):** Saw action as a reserve tight end.

GP/GS/DNP/IA: (6/1/0/0)

SINGLE-GAME CAREER HIGHS

RECEPTIONS 1 4x, last at Washington (10/14/18)
RECEIVING YARDS 11 at Chicago (10/22/17)
LONG RECEPTION 11 at Chicago (10/22/17)



GREG OLSEN

Ht: 6-5 Wt: 255 Exp: 12
Miami Aqd: TR '11 (CHI)
Career GP/GS: (168/142) [9/9]

OLSEN CAREER STATISTICS

YR	Team	G/GS	REC	YDS	AVG	LNG	TD
2007	Chicago	14/4	39	391	10.0	31	2
2008	Chicago	16/7	54	574	10.6	52	5
2009	Chicago	16/15	60	612	10.2	41	8
2010	Chicago	16/13	41	404	9.9	39t	5
2011	Carolina	16/13	45	540	12.0	44t	5
2012	Carolina	16/16	69	843	12.2	47t	5
2013	Carolina	16/16	73	816	11.2	31	6
2014	Carolina	16/16	84	1008	12.0	38	6
2015	Carolina	16/16	77	1104	14.3	52	7
2016	Carolina	16/16	80	1073	13.4	78t	3
2017	Carolina	7/7	17	191	11.2	30t	1
2018	Carolina	3/3	8	86	10.8	19	1
Totals		168/142	647	7642	11.8	78	54

SINGLE-GAME CAREER HIGHS

RECEPTIONS 10 2x, last vs. Tampa Bay (12/14/14)
RECEIVING YARDS 181 vs. Tampa Bay (10/10/16)
LONG RECEPTION 78 vs. San Francisco (9/18/16)
RECEIVING TDS 3 vs. Arizona (11/8/09)
LONG TD RECEPTION 78 vs. San Francisco (9/18/16)

2018 GAME-BY-GAME

vs DALLAS (9/9/18): Started at tight end...Recorded two receptions for 33 yards...Exited the game early with a foot injury...**at ATLANTA (9/16/18):** Inactive...**vs CINCINNATI (9/23/18):** Inactive...**vs NEW YORK GIANTS (10/7/18):** Inactive...**at WASHINGTON (10/14/18):** Returned to play after missing the previous three games with a foot injury...Caught four passes for 48 yards...**at PHILADELPHIA (10/21/18):** Started at tight end...Caught two passes for five yards, including the game-winning one-yard touchdown reception.

GP/GS/DNP/IA: (3/3/0/3)

NFL RANKINGS

- Ranks seventh in NFL history for receiving yards among tight ends (7,642)...Currently ranks second in career receiving yards among active tight ends behind Antonio Gates.
- Ranks sixth all-time in receptions (647) among tight ends in NFL history.
- Tied for eighth all-time in receiving touchdowns (54) among tight ends.
- In 2017, saw streak of 160 consecutive games played and 82 consecutive games started come to an end after Week 2 vs. Buffalo (9/17/17) due to foot injury...Both streaks were the second-longest among active NFL tight ends at the time.
- In 2016, became the first tight end in NFL history to record 1,000 receiving yards in three consecutive seasons.

(OLSEN CONTINUED)

NFL POSTSEASON RANKINGS

- Ranks seventh in NFL history for receiving yards (631) and 10th (41) in receptions among tight ends in the postseason.

FRANCHISE RANKINGS

- Stands as franchise all-time leading tight end in terms of receiving yards (5,661), receptions (453) and 100-yard receiving games (9)...Ranks second among franchise tight ends in receiving touchdowns (34), behind Wesley Walls (44).
- Holds franchise record for most receiving yards in a single season by a tight end (1,104), set in 2015.
- Holds franchise record for most receptions in a single season by a tight end (84), set in 2014.
- Holds franchise record for single-game receiving yards by a tight end with 181, set vs. Tampa Bay (10/10/16).
- Owns the top five single-season receptions totals and five of the top six single-season receiving yards totals by a tight end in team history.
- Ranks third in franchise history in receiving yards (5,575) and receptions (445), regardless of position.
- Ranks fourth in franchise history in receiving touchdowns (33), regardless of position.
- In 2017, saw streak of 160 consecutive games played and 82 consecutive games started come to an end after Week 2 vs. Buffalo (9/17/17) due to foot injury...82 consecutive starts was third-longest streak in franchise history.
- 20 catches over two-game span (Week 14-15 of 2014) are the second most by a Panthers player in a two-game span behind Muhammad's 21 in 2000.

FRANCHISE POSTSEASON RANKINGS

- Ranks second in franchise history in receiving yards (488) and receptions (35) in the postseason, regardless of position.
- Has two 100-yard receiving games in the postseason, tied for second-most in franchise history.
- Holds franchise record for most receiving yards (113) and receptions (8) by a tight end in single postseason game.

HONORS

- Walter Payton NFL Man of the Year Finalist (2017, 2016)
- Pro Bowl (2016, 2015, 2014)
- AP All-Pro Second Team (2016, 2015)
- PFWA All-NFC (2016, 2015, 2014)
- Pro Football Weekly All-Rookie Team (2007)



IAN THOMAS

Ht: 6-4 Wt: 260 Exp: R
Indiana Aqd: D4a '18
Career GP/GS: (6/3) [0/0]

THOMAS CAREER STATISTICS

YR	Team	GP/GS	No	Yds	Avg	Lg	TD
2018	Carolina	6/3	10	72	7.2	27	0
Totals		6/3	10	72	7.2	27	0

2018 GAME-BY-GAME

vs DALLAS (9/9/18): Saw action as a reserve tight end...Caught two passes for four yards...Added one tackle on special teams...**at ATLANTA (9/16/18):** Recorded first career start...Tallied two receptions for 10 yards, averaging 5.0 yards per catch...**vs CINCINNATI (9/23/18):** Started at tight end...Posted career highs of three receptions and 20 receiving yards...**vs NEW YORK GIANTS (10/7/18):** Started at tight end and finished with three receptions for 38 yards...Added one tackle on special teams...**at WASHINGTON (10/14/18):** Served as a reserve tight end and saw action on special teams...**at PHILADELPHIA (10/21/18):** Served as a reserve tight end and saw action on special teams.

GP/GS/DNP/IA: (6/3/0/0)

SINGLE-GAME CAREER HIGHS

RECEPTIONS	3	2x, last vs. New York Giants (10/7/18)
RECEIVING YARDS	38	vs. New York Giants (10/7/18)
LONG RECEPTION	27	vs. New York Giants (10/7/18)

OFFENSIVE LINE



**CHRIS
CLARK**

Ht: 6-4 Wt: 305 Exp: 9
Southern Mississippi Aqd: FA '18
Career GP/GS: (111/58) [10/7]

2018 GAME-BY-GAME

at ATLANTA (9/16/18): Started at left tackle after being signed as a free agent on 9/12/18...Provided protection for quarterback Cam Newton to tally a career-high 32 completions...**vs CINCINNATI (9/23/18):** Started at left tackle...Part of a unit that allowed just one sack on the day and cleared running lanes for Christian McCaffrey to post 184 yards on the ground, fourth most in a single game in franchise history...**vs NEW YORK GIANTS (10/7/18):** Started at left tackle...Helped a Carolina offense produce 350 total net yards...**at WASHINGTON (10/14/18):** Started at left tackle...Helped the Carolina offense to 350 total yards...**at PHILADELPHIA (10/21/18):** Started at left tackle...Part of an offensive line that helped the Panther record 371 total net yards.

GP/GS/DNP/IA: (5/5/0/0)



**RYAN
KALIL**

Ht: 6-2 Wt: 300 Exp: 12
USC Aqd: D2b '07
Career GP/GS: (138/135) [8/8]

2018 GAME-BY-GAME

vs DALLAS (9/9/18): Started at center...Helped anchor an offensive line that cleared holes for the Panthers to rush for 147 yards...**at ATLANTA (9/16/18):** Started at center...Provided protection for quarterback Cam Newton to record a career-high 32 completions...**vs CINCINNATI (9/23/18):** Started at center...Part of a unit that allowed just one sack on the day and cleared running lanes for Christian McCaffrey to post 184 yards on the ground, fourth most in a single game in franchise history...**vs NEW YORK GIANTS (10/7/18):** Started at center...Helped a Carolina offense produce 350 total net yards...**at WASHINGTON (10/14/18):** Started at center...Helped the Carolina offense to 350 total yards...**at PHILADELPHIA (10/21/18):** Started at center...Part of an offensive line that helped the Panther record 371 total net yards.

GP/GS/DNP/IA: (6/6/0/0)

HONORS

- 5x Pro Bowl (2015, 2013, 2011, 2010, 2009)
- 2x PFWA All-NFL (2015)
- 2x AP First-team All-Pro (2015, 2013)
- 2x Sporting News All-Pro (2015, 2013)
- AP Second-team All-Pro (2011)
- PFWA All-NFC (2013)

FRANCHISE RANKINGS

- 135 career starts are the second-most by an offensive lineman in team history (Jordan Gross - 167).
- Earned fifth career Pro Bowl selection in 2015, tied with Luke Kuechly, Michael Bates, Julius Peppers, Steve Smith and Wesley Walls for the most in franchise history.



TYLER LARSEN

Ht: 6-4 Wt: 325 Exp: 3
Utah State Aqd: FA '16
Career GP/GS: (28/17) [1/0]

2018 GAME-BY-GAME

vs DALLAS (9/9/18): Served as a reserve offensive lineman and saw action on special teams...**at ATLANTA (9/16/18):** Started at right guard...Provided protection for quarterback Cam Newton to tally a career-high 32 completions...**vs CINCINNATI (9/23/18):** Started at right guard in place of an injured Trai Turner...Part of a unit that allowed just one sack on the day and cleared running lanes for Christian McCaffrey to post 184 yards on the ground, fourth most in a single game in franchise history...**vs NEW YORK GIANTS (10/7/18):** Served as a reserve lineman...Saw action on special teams...**at WASHINGTON (10/14/18):** Saw action on special teams...**at PHILADELPHIA (10/21/18):** Saw action on special teams.

GP/GS/DNP/IA: (6/2/0/0)




TAYLOR MOTON

Ht: 6-5 Wt: 325 Exp: 2
Western Michigan Aqd: D2b '17
Career GP/GS: (22/6) [1/0]

2018 GAME-BY-GAME

vs DALLAS (9/9/18): Started at left tackle...Key part of an offensive line that cleared holes for the Panthers to rush for 147 yards...**at ATLANTA (9/16/18):** Started at right tackle...Provided protection for quarterback Cam Newton to record a career-high 32 completions...**vs CINCINNATI (9/23/18):** Started at right tackle...Part of a unit that allowed just one sack on the day and cleared running lanes for Christian McCaffrey to post 184 yards on the ground, fourth most in a single game in franchise history...**vs NEW YORK GIANTS (10/7/18):** Started at right tackle...Helped a Carolina offense produce 350 total net yards...**at WASHINGTON (10/14/18):** Started at right tackle...Helped the Carolina offense to 350 total yards...**at PHILADELPHIA (10/21/18):** Started at right tackle...Part of an offensive line that helped the Panther record 371 total net yards.

GP/GS/DNP/IA: (6/6/0/0)



BRENDAN MAHON

Ht: 6-4 Wt: 320 Exp: R
Penn State Aqd: FA '18
Career GP/GS: (3/0) [0/0]

2018 GAME-BY-GAME

vs DALLAS (9/9/18): Inactive...**at ATLANTA (9/16/18):** Saw action on special teams in NFL debut...**vs CINCINNATI (9/23/18):** Served as a reserve lineman...Saw action on special teams...**vs NEW YORK GIANTS (10/7/18):** Served as a reserve lineman...Saw action on special teams...**at WASHINGTON (10/14/18):** Inactive...**at PHILADELPHIA (10/21/18):** Inactive.

GP/GS/DNP/IA: (3/0/0/3)



MARSHALL NEWHOUSE

Ht: 6-4 Wt: 330 Exp: 9
Texas Christian Aqd: TR '18 (BUF)
Career GP/GS: (131/70) [1/1]

2018 GAME-BY-GAME

(9/25/18): Acquired via trade with Buffalo in exchange for a future, conditional draft choice...**vs NEW YORK GIANTS (10/7/18):** Active but did not see any action...**at WASHINGTON (10/14/18):** Did not see game action...**at PHILADELPHIA (10/21/18):** Served as a reserve offensive lineman.

GP/GS/DNP/IA: (1/0/2/0)



AMINI SILATOLU

Ht: 6-4 Wt: 305 Exp: 6
Midwestern State Aqd: FA '17
Career GP/GS: (54/31) [0/0]

2018 GAME-BY-GAME

vs DALLAS (9/9/18): Served as a reserve offensive lineman...Stepped in for an injured Daryl Williams in the second half...**at ATLANTA (9/16/18):** Saw action on special teams...**vs CINCINNATI (9/23/18):** Served as a reserve offensive lineman and saw action on special teams...**vs NEW YORK GIANTS (10/7/18):** Served as a reserve lineman...Saw action on special teams...**at WASHINGTON (10/14/18):** Saw action on special teams...**at PHILADELPHIA (10/21/18):** Saw action on special teams.

GP/GS/DNP/IA: (6/0/0/0)

HONORS

- Pro Football Weekly All-Rookie Team (2012)
- PFWA All-Rookie Team (2012)



GREG VAN ROTEN

Ht: 6-3 Wt: 305 Exp: 4
Penn Aqd: FA '17
Career GP/GS: (27/6) [0/0]

2018 GAME-BY-GAME

vs DALLAS (9/9/18): Started at left guard, posting first career NFL start...Part of an offensive line that cleared holes for the Panthers to rush for 147 yards...**at ATLANTA (9/16/18):** Started at left guard...Part of an offensive line that allowed just two sacks in the game...Provided protection for quarterback Cam Newton to tally a career-high 32 completions...**vs CINCINNATI (9/23/18):** Started at left guard...Part of a unit that allowed just one sack on the day and cleared running lanes for Christian McCaffrey to post 184 yards on the ground, fourth most in a single game in franchise history...**vs NEW YORK GIANTS (10/7/18):** Started at left guard...Helped a Carolina offense produce 350 total net yards...**at WASHINGTON (10/14/18):** Started at left guard...Helped the Carolina offense to 350 total yards...**at PHILADELPHIA (10/21/18):** Started at left guard...Part of an offensive line that helped the Panther record 371 total net yards.

GP/GS/DNP/IA: (6/6/0/0)



TRAI TURNER

Ht: 6-3 Wt: 315 Exp: 5
LSU Aqd: D3 '14
Career GP/GS: (62/58) [6/6]

2018 GAME-BY-GAME

vs DALLAS (9/9/18): Started at right guard...Key part of an offensive line that cleared holes for the Panthers to rush for 147 yards...**at ATLANTA (9/16/18):** Inactive...**vs CINCINNATI (9/23/18):** Inactive...**vs NEW YORK GIANTS (10/7/18):** Started at right guard...Helped a Carolina offense produce 350 total net yards...**at WASHINGTON (10/14/18):** Started at right guard...Helped the Carolina offense to 350 total yards...**at PHILADELPHIA (10/21/18):** Started at right guard...Part of an offensive line that helped the Panther record 371 total net yards.

GP/GS/DNP/IA: (4/4/0/2)

HONORS

- 3x Pro Bowl (2017, 2016, 2015)

SPECIALISTS



GRAHAM GANO

Ht: 6-2 Wt: 202 Exp: 9
 Florida State Aqd: FA '12
 Career GP/GS: (128/0) [7/0]

2018 GAME-BY-GAME

vs DALLAS (9/9/18): Converted a 27-yard field goal just before halftime, his only attempt of the day...Went 1-for-1 on extra point attempts...**at ATLANTA (9/16/18):** Converted a 54-yard field goal...Made all three extra point attempts...**vs CINCINNATI (9/23/18):** Went 1-for-1 on field goals, converting a 40-yarder in the fourth quarter...Also made all four PAT attempts...**vs NEW YORK GIANTS (10/7/18):** Nailed a 63-yard field goal with 0:01 remaining to win the game...It marked a franchise record and tied for the second-longest field goal in NFL history...Marked his sixth career game-winning field goal...Finished the game 4-for-4 on field goals and 3-for-3 on PATs...**at WASHINGTON (10/14/18):** Connected on a 32-yard field goal in the third quarter...Went 1-for-2 on PATs...**at PHILADELPHIA (10/21/18):** Went 1-for-2 on PAT attempts.

NFL RANKINGS

- Nailed a 63-yard field goal vs. New York Giants (10/7/18), tying for the second-longest field goal in NFL history.
- Led the NFL with a 96.7 field goal percentage in 2017, converting 29-of-30 attempts.
- In 2017, led the league in touchback percentage with 84.8, turning 70-of-83 kickoffs into touchbacks.
- Tied NFL record for longest field goal in the postseason after nailing a 58-yard attempt in a Wild Card Playoff at New Orleans (1/7/18).
- In 2010, tied NFL record for the most overtime field goals in a season with three.

FRANCHISE RANKINGS

- Set a franchise record with his 63-yard field goal vs. New York Giants (10/7/18).
- Broke the franchise record of 21 consecutive field goal makes set by John Kasay. Currently sports a 24-kick streak that is the longest active streak in the NFL.
- In 2017, set a franchise record and led the NFL in field goal percentage, hitting on 29-of-30 tries for 96.7 percent.
- Set a franchise record with a league-best 84.8 percent touchback percentage in 2017, booming 70-of-83 kickoffs into the endzone.
- Hit a 58-yard field goal in a Wild Card Playoff at New Orleans (1/7/18), setting a franchise record and tied the NFL record for the longest field goal in postseason history.
- In 2013, set a franchise record and tied for the NFL lead for the most made field goals of 50 yards or more with six.
- Set single-season franchise record in 2015 with a career-high 146 points.
- Ranks second in franchise history with 707 points (159 field goals, 230 PATs).

GANO CAREER STATISTICS

Year	Team	GP	FG	FGA	Pct	Lg	Blk	XP	XPA	Pct	Blk	Points
2009	Washington	4	4	4	100	46	0	6	7	85.7	1	18
2010	Washington	16	24	35	68.6	49	1	28	28	100.0	0	100
2011	Washington	16	31	41	75.6	59	5	25	26	96.2	1	118
2012	Carolina	6	9	11	81.8	51	0	20	21	95.2	0	47
2013	Carolina	16	24	27	88.9	55	1	42	42	100.0	0	114
2014	Carolina	16	29	35	82.9	53	1	34	34	100.0	0	121
2015	Carolina	16	30	36	83.3	52	4	56	59	94.9	1	146
2016	Carolina	16	30	38	78.9	54	0	31	34	91.2	2	121
2017	Carolina	16	29	30	96.7	48	0	34	37	91.9	1	121
2018	Carolina	6	8	8	100	63	0	13	15	92.3	0	36
Totals		128	218	265	82.3	63	12	289	303	95.4	6	942

HONORS

- Pro Bowl (2017)
- Ed Block Courage Award Winner (2017)
- NFC Special Teams Player of the Month (November, 2015)
- 2x NFC Special Teams Player of the Week (Week 5, 2018; Week 16, 2010)

SINGLE-GAME CAREER HIGHS

FG ATTEMPTS	6	at Tennessee (11/21/10)
FG MADE	4	8x, last at Washington (12/19/16)
LONG FG ATTEMPT	63	2x, last vs. New York Giants (10/7/18)
LONG FG MADE	63	vs. New York Giants (10/7/18)
PAT ATTEMPTS	6	at New Orleans (12/6/16)
PAT MADE	5	9x, last vs. Tampa Bay (1/3/16)
POINTS	16	vs. San Francisco (9/18/16)



J.J. JANSSEN

Ht: 6-2 Wt: 235 Exp: 11
Notre Dame Aqd: TR '09 (GB)
Career GP/GS: (150/0) [7/0]

2018 GAME-BY-GAME

vs DALLAS (9/9/18): Saw action on special teams...Served as the long snapper on punts and placekicks...**at ATLANTA (9/16/18):** Saw action on special teams...Served as the long snapper on punts and placekicks...**vs CINCINNATI (9/23/18):** Served as the long snapper on punts and placekicks...**vs NEW YORK GIANTS (10/7/18):** Served as the long snapper on punts and placekicks...Recorded one special teams tackle...**at WASHINGTON (10/14/18):** Served as the long snapper on punts and placekicks...**at PHILADELPHIA (10/21/18):** Served as the long snapper on punts and placekicks.

FRANCHISE RANKINGS

- 150 regular season games played are the most by a long snapper in franchise history and eighth-most among all-time Panthers.

HONORS

- Pro Bowl (2013)



MICHAEL PALARDY

Ht: 5-11 Wt: 200 Exp: 3
Tennessee Aqd: FA '16
Career GP/GS: (29/0) [1/0]

PALARDY CAREER STATISTICS

Year	Team	GP	No	Yds	Avg	Net	TB	In 20	Lg	Blk
2016	Carolina	7	36	1531	42.5	37.9	2	13	56	0
2017	Carolina	16	71	3269	46.0	42.4	4	25	63	0
2018	Carolina	6	25	1138	45.5	40.6	3	13	59	0
Totals		29	132	5938	45.0	40.9	9	51	63	0

2018 GAME-BY-GAME

vs DALLAS (9/9/18): Saw action on special teams...Punted six times, recorded a 47.8-yard gross average and a 42.3-yard net average...Stuck three punts inside the 20-yard line...**at ATLANTA (9/16/18):** Punted four times with a 47.8-yard gross average...Recorded a 47.0 net average...Placed two punts inside the 20-yard line...**vs CINCINNATI (9/23/18):** Punted four times with a 41.3-yard average...Finished with a 39.0-yard net average and placed three punts inside the 20-yard line...Launched a season-long 59-yard punt in the fourth quarter...**vs NEW YORK GIANTS (10/7/18):** Punted three times for 153 yards, posting a 51.0-yard gross average and 46.0-yard net average...Placed two punts inside the 20-yard line...**at WASHINGTON (10/14/18):** Punted three times with a gross-average of 44.3 yards and a net average of 34.3 yards...**at PHILADELPHIA (10/21/18):** Punted five times...Posted a 41.8-yard gross average and a 35.0-yard net average...Placed three punts inside the 20-yard line.

NFL RANKINGS

- Ranked fifth in the NFL in net punting average (42.4) in 2017.

FRANCHISE RANKINGS

- Set franchise record for highest net punting average (42.4) in single season in 2017.
- Tied for third-fewest touchbacks (four) among qualifying punters in single season in 2017.

SINGLE-GAME CAREER HIGHS

PUNTS	7	2x, last at Atlanta (12/31/17)
PUNTING YARDS	353	at Tampa Bay (10/29/17)
GROSS PUNTING AVERAGE	52.6	at Chicago (10/22/17)
NET PUNTING AVERAGE	48.7	at San Francisco (9/10/17)
LONG PUNT	63	at New York Jets (11/26/17)
PUNTS INSIDE THE 20	4	at Tampa Bay (10/29/17)

DEFENSIVE LINE



MARIO ADDISON

Ht: 6-3 Wt: 260 Exp: 8
Troy Aqd: FA '12
Career GP/GS: (101/26) [7/1]



VERNON BUTLER

Ht: 6-4 Wt: 330 Exp: 3
Louisiana Tech Aqd: D1 '16
Career GP/GS: (30/0) [1/0]

ADDISON CAREER STATISTICS

YR	Team	G/GS	TOT	T	A	SACK	YDS	INT	LG	TD	PD	FF	FR	Yds
2011	Chi./Ind	6/0	5	1	4	0.0	0.0	0	0	0	0	0	0	0
2012	Ind./Was./Car.	12/1	4	4	0	1.0	5.0	0	0	0	0	1	1	0
2013	Carolina	16/2	14	8	6	2.5	20.5	0	0	0	0	1	1	0
2014	Carolina	16/0	21	13	8	6.5	59.5	0	0	0	0	1	2	0
2015	Carolina	14/0	19	11	8	6.0	27.0	0	0	0	1	0	0	0
2016	Carolina	14/1	26	21	5	9.5	49.5	0	0	0	1	2	1	0
2017	Carolina	16/16	50	35	15	11.0	70.5	0	1	0	0	2	0	0
2018	Carolina	6/6	19	15	4	4.5	25.5	0	0	0	0	1	0	0
Total		101/26	158	110	50	41.0	265.5	0	0	0	2	8	5	0

2018 GAME-BY-GAME

vs DALLAS (9/9/18): Started at defensive end...Tallied four tackles, 1.5 sacks and a forced fumble...Recorded a strip-sack on Dallas' final offensive play of the game, knocking the ball out of quarterback Dak Prescott's hands...**at ATLANTA (9/16/18):** Started at defensive end and recorded five tackles...**vs CINCINNATI (9/23/18):** Posted a season-high seven tackles with one sack...Key contributor on a defensive line that held Cincinnati to 66 rushing yards and forced four interceptions...**vs NEW YORK GIANTS (10/7/18):** Started at defensive end...Tallied one tackle...**at WASHINGTON (10/14/18):** Started at defensive end and tallied four tackles, one sack and three quarterback pressures...**at PHILADELPHIA (10/21/18):** Started at defensive end and tallied two tackles and one sack.

GP/GS/DNP/IA: (6/6/0/0)

NFL RANKINGS

• Recorded 23.5 sacks over his previous 29 games, dating back to a 2016 game at the Los Angeles Rams (11/6/16). He is fourth in the NFL in sacks over that span.

FRANCHISE RANKINGS

• Ranks fifth all-time in sacks in franchise history with 41.0 career sacks.

SINGLE-GAME CAREER HIGHS

TACKLES	6	vs. New Orleans (9/24/17)
SACKS	2.5	vs. Detroit (9/14/14)
FORCED FUMBLES	1	8x, last vs Dallas (9/9/18)
FUMBLE RECOVERIES	1	5x, last vs. New Orleans (11/17/16)

BUTLER CAREER STATISTICS

YR	Team	G/GS	TOT	T	A	SACK	YDS	INT	LG	TD	PD	FF	FR	Yds
2016	Carolina	10/0	11	8	3	1.5	11.0	0	0	0	2	0	1	0
2017	Carolina	14/0	14	10	4	0.0	0.0	0	0	0	1	0	0	0
2018	Carolina	6/0	9	3	6	0.0	0.0	0	0	0	0	0	0	0
Total		30/0	34	21	13	1.5	11.0	0	0	1	1	0	1	0

2018 GAME-BY-GAME

vs DALLAS (9/9/18): Saw action as a reserve defensive lineman...Recorded two tackles...**at ATLANTA (9/16/18):** Saw action as a reserve defensive tackle...Tallied one tackle...**vs CINCINNATI (9/23/18):** Recorded one tackle and one quarterback pressure...**vs NEW YORK GIANTS (10/7/18):** Saw action as a reserve defensive lineman and recorded two tackles...**at WASHINGTON (10/14/18):** Served as a reserve defensive lineman...Tallied four quarterback pressures...**at PHILADELPHIA (10/21/18):** Recorded three tackles.

GP/GS/DNP/IA: (6/0/0/0)

FRANCHISE RANKINGS

• Blocked two field goals in 2016, tying defensive end Julius Peppers for the most blocked field goals in a single season in team history.

SINGLE-GAME CAREER HIGHS

TACKLES	3	at New York Jets (11/26/17)
SACKS	1.0	at Denver (9/8/16)
PASSES DEFENSED	1	3x, last at New York Jets (11/26/17)
FUMBLE RECOVERIES	1	at Tampa Bay (1/1/17)



BRYAN COX JR.

Ht: 6-3 Wt: 270 Exp: 2
Florida Aqd: FA '17
Career GP/GS: (9/0) [1/0]

COX JR. CAREER STATISTICS

YR	Team	G/GS	TOT	T	A	SACK	YDS	INT	LG	TD	PD	FF	FR	Yds
2017	Carolina	7/0	5	4	1	0.0	0.0	0	0	0	0	0	1	15
2018	Carolina	2/0	3	2	1	0.0	0.0	0	0	0	0	0	0	0
Total		9/0	8	6	2	0.0	0.0	0	0	0	0	0	1	15

2018 GAME-BY-GAME

vs DALLAS (9/9/18): Saw action as a reserve defensive lineman...Recorded two tackles...**at ATLANTA (9/16/18):** Inactive...**vs CINCINNATI (9/23/18):** Recorded on tackle...**vs NEW YORK GIANTS (10/7/18):** Inactive...**at WASHINGTON (10/14/18):** Inactive...**at PHILADELPHIA (10/21/18):** Inactive.

GP/GS/DNP/IA: (2/0/0/4)

SINGLE-GAME CAREER HIGHS

TACKLES 2 2x, last vs Dallas (9/9/18)
FUMBLE RECOVERIES 1 vs. Tampa Bay (12/24/17)



WES HORTON

Ht: 6-5 Wt: 265 Exp: 6
Southern California Aqd: FA '16
Career GP/GS: (67/33) [3/2]

HORTON CAREER STATISTICS

YR	Team	G/GS	TOT	T	A	SACK	YDS	INT	LG	TD	PD	FF	FR	Yds
2013	Carolina	10/0	8	7	1	2.0	9.0	0	0	0	0	0	0	0
2014	Carolina	16/15	26	17	9	3.0	17.0	0	0	0	1	1	0	0
2015	Carolina	8/2	8	6	2	1.0	3.0	0	0	0	0	0	0	0
2016	Carolina	11/10	13	8	5	2.5	11.5	0	0	0	0	2	2	4
2017	Carolina	16/0	17	13	4	5.5	35.5	0	0	0	0	3	0	0
2018	Carolina	6/3	12	9	3	1.5	5.5	0	0	0	0	0	0	0
Total		67/33	84	60	24	15.5	81.5	0	0	0	1	6	2	4

2018 GAME-BY-GAME

vs DALLAS (9/9/18): Started at defensive end...Tallied three tackles, 1.5 sacks and one quarterback pressure...**at ATLANTA (9/16/18):** Started at defensive end and tallied two tackles...**vs CINCINNATI (9/23/18):** Started at defensive end but did not record any statistics...Key contributor on a defense that allowed just 66 rushing yards and recorded four interceptions...**vs NEW YORK GIANTS (10/7/18):** Recorded one quarterback pressure as a reserve defensive end...**at WASHINGTON (10/14/18):** Recorded three tackles and two quarterback pressures...**at PHILADELPHIA (10/21/18):** Tallied four tackles as a reserve defensive end.

GP/GS/DNP/IA: (6/3/0/0)

SINGLE-GAME CAREER HIGHS

TACKLES 4 3x, last at New York Jets (11/26/17)
SACKS 2.0 vs. Tampa Bay (12/1/13)
FORCED FUMBLES 1 6x, last vs. Tampa Bay (12/24/17)



MARQUIS HAYNES

Ht: 6-2 Wt: 235 Exp: R
Mississippi Aqd: D4b '18
Career GP/GS: (1/0) [0/0]

HAYNES CAREER STATISTICS

YR	Team	G/GS	TOT	T	A	SACK	YDS	INT	LG	TD	PD	FF	FR	Yds
2018	Carolina	1/0	0	0	0	0.0	0.0	0	0	0	0	0	0	0
Total		1/0	0	0	0	0.0	0.0	0	0	0	0	0	0	0

2018 GAME-BY-GAME

vs DALLAS (9/9/18): Inactive...**at ATLANTA (9/16/18):** Saw action as a reserve defensive end...Recorded one special teams tackle...**vs CINCINNATI (9/23/18):** Inactive...**vs NEW YORK GIANTS (10/7/18):** Inactive...**at WASHINGTON (10/14/18):** Inactive...**at PHILADELPHIA (10/21/18):** Inactive.

GP/GS/DNP/IA: (1/0/0/4)



KYLE LOVE

Ht: 6-1 Wt: 310 Exp: 7
Mississippi State Aqd: FA '16
Career GP/GS: (90/28) [11/4]



EFE OBADA

Ht: 6-6 Wt: 265 Exp: 1
no college Aqd: FA '17
Career GP/GS: (4/0) [0/0]

LOVE CAREER STATISTICS

YR	Team	G/GS	TOT	T	A	SACK	YDS	INT	LG	TD	PD	FF	FR	Yds
2010	N.E.	9/1	7	5	2	1.0	4.0	0	0	0	1	0	0	0
2011	N.E.	16/13	33	20	13	3.0	14.0	0	0	0	0	0	1	0
2012	N.E.	16/11	25	11	14	1.5	4.0	0	0	0	0	0	0	0
2013	K.C./Jac.	2/0	4	1	3	0.0	0.0	0	0	0	0	0	0	0
2014	Carolina	0/0	0	0	0	0.0	0.0	0	0	0	0	0	0	0
2015	Carolina	15/2	19	13	6	3.0	23.0	0	0	0	0	0	1	0
2016	Carolina	10/1	19	11	8	1.5	11.0	0	0	0	0	1	1	0
2017	Carolina	16/0	16	10	6	3.5	26.5	0	0	0	0	0	0	0
2018	Carolina	6/0	8	7	1	0.0	0.0	0	0	0	1	1	1	0
Total		90/28	131	78	53	13.5	82.5	0	0	0	2	2	4	0

2018 GAME-BY-GAME

vs DALLAS (9/9/18): Saw action as a reserve defensive tackle...Recorded three tackles...**at ATLANTA (9/16/18):** Saw action as a reserve defensive tackle...Recorded one tackle...**vs CINCINNATI (9/23/18):** Served as a reserve defensive lineman...Recorded one tackle...**vs NEW YORK GIANTS (10/7/18):** Saw action as a reserve defensive tackle...**at WASHINGTON (10/14/18):** Tallied five quarterback pressures...**at PHILADELPHIA (10/21/18):** Tallied three tackles, two quarterback pressures, one forced fumble and one fumble recovery as a reserve defensive tackle.

GP/GS/DNP/IA: (6/0/0/0)

SINGLE-GAME CAREER HIGHS

TACKLES 4 8x, last at Tampa Bay (1/1/17)
SACKS 1.0 11x, last vs. Minnesota (12/10/17)
FUMBLE RECOVERIES 1 4x, last at Philadelphia (10/21/18)
FORCED FUMBLES 1 2x, last at Philadelphia (10/21/18)

OBADA CAREER STATISTICS

YR	Team	G/GS	TOT	T	A	SACK	YDS	INT	LG	TD	PD	FF	FR	Yds
2018	Carolina	4/0	3	3	0	1.0	10.0	1	0	0	2	0	0	0
Total		4/0	3	3	0	1.0	10.0	1	0	0	2	0	0	0

2018 GAME-BY-GAME

vs DALLAS (9/9/18): Inactive...**at ATLANTA (9/16/18):** Inactive...**vs CINCINNATI (9/23/18):** Made NFL debut and earned NFC Defensive Player of the Week honors...Recorded one interception, one sack, one pass defense and two tackles...**vs NEW YORK GIANTS (10/7/18):** Served as a reserve defensive end...Tallied one pass defense...**at WASHINGTON (10/14/18):** Tallied one tackle and one quarterback pressure...**at PHILADELPHIA (10/21/18):** Recorded one quarterback pressure.


GP/GS/DNP/IA: (4/0/0/2)

HONORS

- NFC Defensive Player of the Week (2018, Week 3)

SINGLE-GAME CAREER HIGHS

TACKLES 2 vs. Cincinnati (9/23/18)
SACKS 1.0 vs. Cincinnati (9/23/18)



JULIUS PEPPERS

Ht: 6-7 Wt: 295 Exp: 17
North Carolina Aqd: UFA '17 (GB)
Career GP/GS: (256/235) [18/18]

2018 GAME-BY-GAME

vs DALLAS (9/9/18): Saw action at defensive end...Tallied two tackles and one quarterback pressure...**at ATLANTA (9/16/18):** Recorded one tackle...**vs CINCINNATI (9/23/18):** Saw action as a reserve defensive end...Tallied one pass defense...**vs NEW YORK GIANTS (10/7/18):** Started at defensive end...Recorded four tackles...**at WASHINGTON (10/14/18):** Started at defensive end and recorded three tackles, one sack and one forced fumble...**at PHILADELPHIA (10/21/18):** Started at defensive end...Tallied one tackle, one sack and one forced fumble...Recorded a strip-sack of Eagles quarterback Carson Wentz on Philadelphia's final offensive play of the game.

GP/GS/DNP/IA: (6/3/0/0)

NFL RANKINGS

- Ranks fourth in NFL history with 156.5 career sacks, the most sacks by any active NFL player.
- Only player in NFL history with at least 150 sacks and 10 or more interceptions.
- Has 20 career opponent fumble recoveries, the most among active players and tied for second-most since 2000.
- Has 51 career forced fumbles, ranking second in the NFL in that category since 2000.
- 11 career interceptions ranks second all-time for defensive ends.
- Produced 10 seasons with double-digit sacks which ranks fourth all-time in NFL history.
- First in the NFL among active players with 13 blocked kicks (12 field goals, one extra point).
- Has six career defensive touchdowns (4 INT, 2 FR) which ties for first in the NFL among active defensive linemen and linebackers.
- Played in 256 career games, seventh all-time among defensive players and sixth among all active NFL players.
- Has played in 165 consecutive regular season games, the second-longest active streak in the NFL among position players.
- Named to nine Pro Bowls, tied for sixth-most among all active players.

NFL POSTSEASON RANKINGS

- Has played in 18 career postseason games, tied for fifth-most among active NFL players.
- Has 6.5 career sacks in postseason, tying for seventh among active players.

PEPPERS CAREER STATISTICS

YR	Team	G/GS	TOT	T	A	SACK	YDS	INT	LG	TD	PD	FF	FR	YDS
2002	Carolina	12/12	54	37	17	12.0	78	1	21	0	4	5	0	0
2003	Carolina	16/16	65	48	17	7.0	39	0	0	0	6	3	0	0
2004	Carolina	16/16	85	63	22	11.0	71	2	97	1	6	4	1	60
2005	Carolina	16/16	70	46	24	10.5	61.5	0	0	0	4	2	1	10
2006	Carolina	16/16	75	61	14	13.0	89	0	0	0	6	3	2	0
2007	Carolina	14/14	55	37	18	2.5	22.5	1	0	0	3	3	2	0
2008	Carolina	16/16	63	41	22	14.5	82.5	0	0	0	7	5	0	0
2009	Carolina	16/14	56	35	21	10.5	52.5	2	13t	1	4	5	1	0
2010	Chicago	16/16	64	47	17	8.0	54	2	1	0	7	3	0	0
2011	Chicago	16/16	43	31	12	11.0	60	0	0	0	1	3	2	0
2012	Chicago	16/16	43	33	10	11.5	73.5	0	0	0	0	1	4	6
2013	Chicago	16/16	47	35	12	7.0	44	1	14	0	4	2	1	42
2014	Green Bay	16/16	45	33	12	7.0	41.5	2	52t	2	11	4	3	2
2015	Green Bay	16/16	42	31	11	10.5	57	0	0	0	0	2	0	0
2016	Green Bay	16/11	30	22	8	7.5	47.5	0	0	0	3	2	1	0
2017	Carolina	16/5	33	27	6	11.0	61.0	0	0	0	0	2	2	0
2018	Carolina	6/3	11	10	1	2.0	8.0	0	0	0	1	2	0	0
Total		256/235	881	637	244	157.5	942.5	11	97	4	67	51	20	120

FRANCHISE RANKINGS

- All-time leader in sacks (94.0).
- All-time leader in forced fumbles (33).
- All-time leader in blocked field goals (8).
- Tied for second in franchise history in opponent fumble recoveries (9).
- Tied for third all-time in defensive touchdowns (3 total: 2 INT, 1 FR).
- Posted the second-most interception return yards for one season (143) in 2004.
- Holds record for longest interception return in a game in franchise history with a 97-yard return at Denver (10/10/04).

FRANCHISE POSTSEASON RANKINGS

- Tied for most career postseason starts (nine) in franchise history, and tied for third in most career postseason games (nine) played.

HONORS

- 9x Pro Bowl (2015, 2012, 2011, 2010, 2009, 2008, 2006, 2005, 2004)
- 3x AP First Team All-Pro (2010, 2006, 2004)
- AP Second Team All-Pro (2009)
- NFL Defensive Player of the Year (2002)
- NFL All-Decade Team (2000s)
- 4x NFC Defensive Player of the Month
- 5x NFC Defensive Player of the Week

SINGLE-GAME CAREER HIGHS

TACKLES	12	vs. Baltimore (11/17/13)
SACKS	3.0	9x, last at Arizona (12/23/12)
INTERCEPTIONS	1	11x, last vs. Philadelphia (11/16/14)
FORCED FUMBLES	2	2x, last at Oakland (11/9/08)
FUMBLE RECOVERIES	2	vs. Tampa Bay (12/24/17)



DONTARI POE

Ht: 6-3 Wt: 346 Exp: 7
Memphis Aqd: UFA '18 (Atl)
Career GP/GS: (100/98) [6/6]

POE CAREER STATISTICS

Year	Team	GP/GS	Tot	T	A	Sack	Yds	INT	Lg	TD	PD	FF	FR	Yds	TD
2012	Kansas City	16/16	38	28	10	0.0	0.0	0	0	0	4	0	0	0	0
2013	Kansas City	15/15	51	43	8	4.5	30.5	0	0	0	4	0	0	0	0
2014	Kansas City	16/16	45	37	8	6.0	30.5	0	0	0	1	0	0	0	0
2015	Kansas City	15/13	39	29	10	1.0	2.0	0	0	0	0	1	1	0	0
2016	Kansas City	16/16	27	18	9	1.5	2.5	0	0	0	3	1	0	0	0
2017	Atlanta	16/16	39	23	16	2.5	17.5	0	0	0	2	0	0	0	0
2018	Carolina	6/6	11	4	7	0.0	0.0	0	0	0	0	0	0	0	0
Totals		100/98	250	182	68	15.5	83.0	0	0	0	14	2	1	0	0

2018 GAME-BY-GAME

vs DALLAS (9/9/18): Started at defensive tackle and recorded one tackle...
at ATLANTA (9/16/18): Started at defensive tackle...Tallied one tackle...**vs CINCINNATI (9/23/18):** Started at defensive tackle and tallied four tackles...Key contributor on a defense that allowed just 66 rushing yards and recorded four interceptions...**vs NEW YORK GIANTS (10/7/18):** Started at defensive tackle...Tallied three tackles...**at WASHINGTON (10/14/18):** Started at defensive tackle and tallied one tackle and one quarterback pressure...**at PHILADELPHIA (10/21/18):** Recorded one tackle.

GP/GS/DNP/IA: (6/6/0/0)

HONORS

- 2x Pro Bowl (2014, 2013)
- AP Second Team All-Pro (2013)

SINGLE-GAME CAREER HIGHS

TACKLES	9	at Buffalo (11/3/13)
SACKS	2.0	vs. Dallas (9/15/13)
PASSES DEFENSED	2	vs. Miami (12/15/17)
FORCED FUMBLES	1	2x, last vs. Tennessee (12/18/16)
FUMBLE RECOVERIES	1	2x, last vs. Houston (1/9/15)



KAWANN SHORT

Ht: 6-3 Wt: 315 Exp: 6
Purdue Aqd: D2 '13
Career GP/GS: (86/83) [7/6]

SHORT CAREER STATISTICS

YR	Team	G/GS	TOT	T	A	SACK	YDS	INT	LG	TD	PD	FF	FR	YDS
2013	Carolina	16/0	33	21	12	1.5	9.0	0	0	0	0	1	1	0
2014	Carolina	16/9	38	28	10	3.5	19.5	0	0	0	3	1	2	0
2015	Carolina	16/16	51	40	11	11.0	91.0	0	0	0	6	3	2	0
2016	Carolina	16/16	54	41	13	6.0	31.0	0	0	0	4	1	0	0
2017	Carolina	16/16	53	40	13	7.5	35.5	0	0	0	1	2	1	0
2018	Carolina	6/6	21	13	8	2.0	10.0	0	0	0	0	1	0	0
Total		86/83	250	183	67	31.5	196.0	0	0	0	14	9	7	0

2018 GAME-BY-GAME

vs DALLAS (9/9/18): Started at defensive tackle and tallied two sacks...**at ATLANTA (9/16/18):** Started at defensive tackle...Recorded four tackles and one forced fumble...**vs CINCINNATI (9/23/18):** Started at defensive tackle and tallied four tackles...Key contributor on a defense that allowed just 66 rushing yards and recorded four interceptions...**vs NEW YORK GIANTS (10/7/18):** Started at defensive tackle...Recorded two tackles...**at WASHINGTON (10/14/18):** Started at defensive tackle...Tallied three tackles and four quarterback pressures...**at PHILADELPHIA (10/21/18):** Started at defensive tackle...Recorded six tackles.

GP/GS/DNP/IA: (6/6/0/0)

NFL RANKINGS

- Recorded 11.0 sacks in 2015, tied for the NFL lead among defensive tackles...Had four games with two or more sacks in 2015, second-most in the NFL.
- Since the start of 2015, has 26.5 sacks, the third-most in the NFL by a defensive tackle in that span.

FRANCHISE RANKINGS

- Led the Panthers with a career-high 11.0 sacks in 2015, most by a defensive tackle in team history.
- Named NFC Defensive Player of the Month for October and December to become the first player in franchise history to win multiple Player of the Month Awards in a single season.
- Became first defensive tackle in team history to be named Defensive Player of the Month (October, December)...Became first defensive tackle in team history to be named Player of the Week (Week 6).

HONORS

- Pro Bowl (2015)
- AP All-Pro Second Team (2015)
- PFWA All-NFC (2015)
- NFC Defensive Player of the Month (2015 - October, December)
- NFC Defensive Player of the Week (2015 - Week 6)
- PFWA All-Rookie (2013)

SINGLE-GAME CAREER HIGHS

TACKLES	7	2x, last at Atlanta (12/27/15)
SACKS	3.0	vs. Philadelphia (10/25/15)
FORCED FUMBLES	2	vs. Atlanta (12/13/15)
FUMBLE RECOVERIES	1	6x, last vs. Philadelphia (10/12/17)

LINEBACKERS



JERMAINE CARTER JR.

Ht: 6-1 Wt: 225 Exp: R
 Maryland Aqd: D5 '18
 Career GP/GS: (6/0) [0/0]

CARTER CAREER STATISTICS

Year	Team	GP/GS	Tot T	A	Sack	Yds	INT	Yds	Lg	TD	PD	FF	FR	Yds
2018	Carolina	6/0	1 1	0	0.0	0.0	0	0	0	0	0	0	0	0
Totals		6/0	1 1	0	0.0	0.0	0	0	0	0	0	0	0	0

2018 GAME-BY-GAME

vs DALLAS (9/9/18): Saw action on special teams...Did not record any statistics...**at ATLANTA (9/16/18):** Saw action on special teams...Did not record any statistics...**vs CINCINNATI (9/23/18):** Saw action on special teams...Did not record any statistics...**vs NEW YORK GIANTS (10/7/18):** Served as a reserve linebacker and saw action on special teams...Recorded one tackle and one quarterback pressure...**at WASHINGTON (10/14/18):** Saw action on special teams...**at PHILADELPHIA (10/21/18):** Saw action on special teams.

GP/GS/DNP/IA: (6/0/0/0)



THOMAS DAVIS

Ht: 6-1 Wt: 235 Exp: 13
 Georgia Aqd: D1 '05
 Career GP/GS: (166/148) [11/8]

DAVIS CAREER STATISTICS

Year	Team	GP/GS	Tot T	A	Sack	Yds	INT	Yds	Lg	TD	PD	FF	FR	Yds
2005	Carolina	16/1	28	18	10	1.5	13.0	0	0	0	0	1	0	0
2006	Carolina	14/14	96	73	23	1.5	10.0	0	0	0	4	1	0	0
2007	Carolina	16/16	85	68	17	3.0	22.0	1	0	0	6	2	1	0
2008	Carolina	16/16	136	94	42	3.5	24.5	0	0	0	5	2	1	0
2009	Carolina	7/7	71	53	18	1.5	15.0	2	24	24	0	3	0	0
2010	Carolina													
2011	Carolina	2/2	17	8	9	0.0	0.0	0	0	0	0	0	1	0
2012	Carolina	15/12	118	85	33	0.0	0.0	1	0	0	2	2	1	0
2013	Carolina	16/16	151	111	40	4.0	36.0	2	-2	0	8	1	0	0
2014	Carolina	15/15	129	92	37	2.5	12.5	0	0	0	6	2	1	33
2015	Carolina	16/16	123	92	31	5.5	44.0	4	22	22	0	7	4	2
2016	Carolina	16/16	132	92	40	2.5	16.5	3	35	31	1	2	1	2
2017	Carolina	15/15	88	66	23	2.5	17.5	0	0	0	0	0	1	0
2018	Carolina	2/2	13	10	3	0.0	0.0	0	0	0	2	0	0	0
Total		166/148	1187	854	326	28.0	206.5	13	79	31	1	45	16	10

2018 GAME-BY-GAME

at WASHINGTON (10/14/18): Started at linebacker after serving four-game suspension...Tallied six tackles, two quarterback pressures and two passes defended...**at PHILADELPHIA (10/21/18):** Started at linebacker...Tallied seven tackles and one quarterback pressure.

GP/GS/DNP/IA: (2/2/0/0)

NFL RANKINGS

- Ranks third among active NFL defenders with 1,009 career tackles (according to press box statistics).
- Since 2012, Thomas Davis has tallied 10 interceptions, tied for second-most among NFL linebackers during that time behind only teammate Luke Kuechly (16).

FRANCHISE RANKINGS


- Ranks first in franchise history with 1,187 tackles.
- 166 regular season games played are the most by a linebacker in franchise history and fourth-most among all-time Panthers.
- 148 regular season games started are the third-most in team history.
- Carolina's all-time leader in playoff experience, playing in 11 career post-season contests.

HONORS

- 3x Pro Bowl (2017, 2016, 2015)
- AP All-Pro First Team (2015)
- PFWA All-NFC Team (2015)
- Walter Payton NFL Man of the Year (2014)
- NFC Defensive Player of the Month (2013, November)
- NFC Defensive Player of the Week (2013, Week 6)

SINGLE-GAME CAREER HIGHS

TACKLES	18	2x, last vs. Tampa Bay (11/18/12)
SACKS	2.0	at Minnesota (10/13/13)
INTERCEPTIONS	1	13x, last at Oakland (11/27/16)
FORCED FUMBLES	1	16x, last at Los Angeles Rams (11/6/15)
FUMBLE RECOVERIES	1	10x, last at Detroit (10/8/17)



BEN JACOBS

Ht: 6-4 Wt: 240 Exp: 4
Fresno State Aqd: FA '16
Career GP/GS: (63/0) [6/0]


JACOBS CAREER STATISTICS

Year	Team	GP/GS	Tot	T	A	Sack	Yds	INT	Yds	Lg	TD	PD	FF	FR	Yds
2011	Cleveland	5/0	0	0	0	0.0	0.0	0	0	0	0	0	0	0	0
2013	Carolina	0/0	0	0	0	0.0	0.0	0	0	0	0	0	0	0	0
2014	Carolina	16/0	1	1	0	0.0	0.0	0	0	0	0	0	0	0	0
2015	Carolina	16/0	7	6	1	0.0	0.0	0	0	0	0	0	0	0	0
2016	Carolina	4/0	0	0	0	0.0	0.0	0	0	0	0	0	0	0	0
2017	Carolina	16/0	0	0	0	0.0	0.0	0	0	0	0	0	0	0	0
2018	Carolina	6/0	0	0	0	0.0	0.0	0	0	0	0	0	0	0	0
Totals		63/0	8	7	1	0.0	0.0	0	0	0	0	0	0	0	0

2018 GAME-BY-GAME

vs DALLAS (9/9/18): Saw action on special teams...Did not record any statistics...**at ATLANTA (9/16/18):** Saw action on special teams...Recorded one special teams tackle...**vs CINCINNATI (9/23/18):** Saw action on special teams...Did not record any statistics...**vs NEW YORK GIANTS (10/7/18):** Saw action on special teams...Recorded two special teams tackles...**at WASHINGTON (10/14/18):** Saw action on special teams...**at PHILADELPHIA (10/21/18):** Saw action on special teams.

GP/GS/DNP/IA: (6/0/0/0)



LUKE KUECHLY

Ht: 6-3 Wt: 238 Exp: 7
Boston College Aqd: D1 '12
Career GP/GS: (92/92) [7/7]

KUECHLY CAREER STATISTICS

Year	Team	GP/GS	Tot	T	A	Sack	Yds	INT	Yds	Lg	TD	PD	FF	FR	Yds	TD
2012	Carolina	16/16	205	135	70	1.0	4.0	2	22	25	0	5	0	3	9	0
2013	Carolina	16/16	176	115	61	2.0	15.0	4	33	30	0	5	0	0	0	0
2014	Carolina	16/16	166	124	42	3.0	19.0	1	0	0	0	12	1	1	0	0
2015	Carolina	13/13	137	110	27	1.0	5.0	4	48	32t	1	5	2	1	0	0
2016	Carolina	10/10	112	88	24	2.0	16.0	1	1	1	0	6	1	0	0	0
2017	Carolina	15/15	134	108	26	1.5	6.0	3	23	23	1	4	1	2	34	1
2018	Carolina	6/6	65	56	9	2.0	8.0	1	0	0	0	0	0	0	0	0
Totals		92/92	995	736	259	12.5	73.0	16	127	32t	2	37	5	7	43	1

2018 GAME-BY-GAME

vs DALLAS (9/9/18): Started at linebacker...Recorded a team-high 13 tackles...Added one quarterback pressure...**at ATLANTA (9/16/18):** Started at linebacker...Recorded a team-high 10 tackles...**vs CINCINNATI (9/23/18):** Started at linebacker...Tallied six tackles...Key contributor on a defense that allowed just 66 rushing yards and recorded four interceptions...**vs NEW YORK GIANTS (10/7/18):** Recorded five tackles, one sack and one quarterback pressure...**at WASHINGTON (10/14/18):** Recorded a team-high 13 tackles in the game...**at PHILADELPHIA (10/21/18):** Recorded a season-high 18 tackles...Added one sack.

GP/GS/DNP/IA: (6/6/0/0)

(KUECHLY CONTINUED)

NFL RANKINGS

- Leads the NFL with 871 tackles (based on press box statistics) since entering the league in 2012.
- Led the NFL in tackles in 2012 and 2014...In 2012, he became the first rookie since San Francisco's Patrick Willis (2007) to lead the NFL in tackles.
- Tied NFL single-game record with 24 tackles (based on press box statistics) vs. New Orleans (12/22/13), previously accomplished by David Harris for the New York Jets (11/4/07).
- Recorded 16 interceptions since entering the league in 2012, the most among NFL linebackers.
- Leads all NFL linebackers with 23 total takeaways (16 interceptions, seven opponent fumble recoveries) since 2012.

FRANCHISE RANKINGS

- Set Panthers single-season record with 205 tackles (coaches film) in 2012.
- Second in franchise history with 995 career tackles (coaches film).
- Owns three of the top five single-season tackle totals in team history.
- Only player in franchise history with more than 100 tackles in each of his first six seasons as a Panther.
- Amassed a team-record 26 tackles in Panthers' 17-13 playoff-clinching win vs. New Orleans (12/22/13).
- Ranks fourth all-time with 15 interceptions and tied for fourth with 22 takeaways.

HONORS

- 4x AP All-Pro First-Team (2017, 2015, 2014, 2013)
- 5x Pro Bowl (2017, 2016, 2015, 2014, 2013)
- 5x Sporting News All-Pro (2017, 2016, 2015, 2014, 2013)
- NFL Art Rooney Sportsmanship Award Winner (2017)
- AP All-Pro Second-Team (2016)
- 4x PFWA All-NFC (2017, 2015, 2014, 2013)
- 2x Sports Illustrated All-Pro (2014, 2013)
- AP Defensive Player of the Year (2013)
- NFL 101 NFC Defensive Player of the Year (2013)
- Sporting News Defensive Player of the Year (2013)
- AP Defensive Rookie of the Year (2012)
- PFWA Defensive Rookie of the Year (2012)
- 5x NFC Defensive Player of the Week (2017, Week 12; 2015, Week 12; 2013, Weeks 10 and 16; 2012, Week 14)
- NFL Defensive Rookie of the Month (2012, December)

SINGLE-GAME CAREER HIGHS

TACKLES	26	vs. New Orleans (12/22/13)
SACKS	2.0	at Minnesota (11/30/14)
INTERCEPTIONS	2	vs Dallas (11/26/15)
PASSES DEFENSED	2	4x, last at Atlanta (12/28/14)
FORCED FUMBLES	1	5x, last vs. Buffalo (9/17/17)
FUMBLE RECOVERIES	1	8x, last at New Orleans (12/3/17)



DAVID MAYO

Ht: 6-2 Wt: 245 Exp: 4
Texas State Aqd: D5a '15
Career GP/GS: (49/4) [4/0]

MAYO CAREER STATISTICS

Year	Team	GP/GS	Tot	T	A	Sack	Yds	INT	Yds	Lg	TD	PD	FF	FR	Yds
2015	Carolina	12/0	0	0	0	0.0	0.0	0	0	0	0	0	0	0	0
2016	Carolina	15/0	9	7	2	0.0	0.0	0	0	0	0	0	0	0	0
2017	Carolina	16/1	16	10	6	0.0	0.0	0	0	0	1	0	0	0	0
2018	Carolina	6/3	4	2	2	0.0	0.0	0	0	0	0	0	0	0	0
Totals		48/4	29	19	10	0.0	0.0	0	0	0	1	0	0	0	0

2018 GAME-BY-GAME

vs DALLAS (9/9/18): Started at linebacker in place of a suspended Thomas Davis...Tallied one tackle and one quarterback pressure...**at ATLANTA (9/16/18):** Started at linebacker...Recorded one tackle...**vs CINCINNATI (9/23/18):** Tallied two tackles as a reserve linebacker...**vs NEW YORK GIANTS (10/7/18):** Started at linebacker and tallied one quarterback pressure and one special teams tackle...**at WASHINGTON (10/14/18):** Saw action on special teams...**at PHILADELPHIA (10/21/18):** D

GP/GS/DNP/IA: (6/3/0/0)

SINGLE-GAME CAREER HIGHS

TACKLES 7 at Tampa Bay (1/1/17)
PASSES DEFENSED 1 vs. Philadelphia (10/12/17)



ANDRE SMITH

Ht: 6-0 Wt: 240 Exp: R
North Carolina Aqd: D7a '18
Career GP/GS: (1/0) [0/0]

SMITH CAREER STATISTICS

Year	Team	GP/GS	Tot	T	A	Sack	Yds	INT	Yds	Lg	TD	PD	FF	FR	Yds
2018	Carolina	1/0	0	0	0	0.0	0.0	0	0	0	0	0	0	0	0
Totals		1/0	0	0	0	0.0	0.0	0	0	0	0	0	0	0	0

2018 GAME-BY-GAME

vs DALLAS (9/9/18): Inactive...**at ATLANTA (9/16/18):** Inactive...**vs CINCINNATI (9/23/18):** Inactive...**vs NEW YORK GIANTS (10/7/18):** Saw action on special teams in NFL debut...Recorded one special teams tackle...**at WASHINGTON (10/14/18):** Inactive...**at PHILADELPHIA (10/21/18):** Inactive.

GP/GS/DNP/IA: (1/0/0/5)



SHAQ THOMPSON

Ht: 6-0 Wt: 230 Exp: 4
Washington Aqd: D1 '15
Career GP/GS: (48/42) [4/4]

THOMPSON CAREER STATISTICS

Year	Team	GP/GS	Tot	T	A	Sack	Yds	INT	Yds	Lg	TD	PD	FF	FR	Yds	TD
2015	Carolina	14/10	61	42	19	1.0	0.0	0	0	0	0	4	0	0	0	0
2016	Carolina	14/12	70	56	14	0.0	0.0	1	12	12	0	3	0	2	9	1
2017	Carolina	14/14	75	56	19	2.0	15.0	0	0	0	0	1	0	0	0	0
2018	Carolina	6/6	40	28	2	2.0	11.0	0	0	0	0	0	0	0	0	0
Totals		48/42	246	182	64	5.0	26.0	1	12	12	0	8	0	2	9	1

2018 GAME-BY-GAME


vs DALLAS (9/9/18): Started at linebacker and tallied nine tackles and one sack...Brought down quarterback Dak Prescott for a seven-yard loss...**at ATLANTA (9/16/18):** Started at linebacker...Recorded five tackles and two quarterback pressures...**vs CINCINNATI (9/23/18):** Started at linebacker and tallied eight tackles and two quarterback pressures...Key contributor on a defense that allowed just 66 rushing yards and recorded four interceptions...**vs NEW YORK GIANTS (10/7/18):** Started at linebacker and recorded four tackles...**at WASHINGTON (10/14/18):** Started at linebacker and recorded five tackles and one sack...**at PHILADELPHIA (10/21/18):** Started at linebacker...Tied a season high with nine tackles.

GP/GS/DNP/IA: (6/6/0/0)

SINGLE-GAME CAREER HIGHS

TACKLES 11 2x, last vs. Atlanta (12/24/16)
SACKS 1.0 5x, last at Washington (10/14/18)
INTERCEPTIONS 1 vs. San Diego (12/11/16)
FUMBLE RECOVERIES 1 2x, last vs. San Francisco (9/18/16)

DEFENSIVE BACKS



MIKE ADAMS

Ht: 5-11 Wt: 205 Exp: 15
Delaware Aqd: UFA '17 (Ind)
Career GP/GS: (212/139) [7/7]



JAMES BRADBERRY

Ht: 6-1 Wt: 212 Exp: 3
Samford Aqd: D2 '16
Career GP/GS: (35/35) [1/1]

ADAMS CAREER STATISTICS

Year	Team	GP/GS	Tot	T	A	Sack	Yds	INT	Yds	Lg	TD	PD	FF	FR	Yds
2004	San Francisco	8/0	4	2	2	0.0	0.0	1	0	0	0	1	0	1	0
2005	San Francisco	14/10	68	55	13	1.0	5.0	4	36	40t	1	10	1	1	0
2006	San Francisco	16/8	67	53	14	0.0	0.0	0	0	0	3	0	0	0	0
2007	Cleveland	15/0	11	9	2	1.0	7.0	0	0	0	2	0	1	0	0
2008	Cleveland	14/5	42	20	22	0.0	0.0	2	18	18	0	2	0	1	0
2009	Cleveland	16/9	61	52	9	1.0	6.0	0	0	0	0	8	0	1	1
2010	Cleveland	15/2	34	31	3	1.0	10.0	2	51	26	0	6	0	0	0
2011	Cleveland	16/16	61	41	20	0.0	0.0	3	33	29	0	6	1	1	0
2012	Denver	16/16	80	60	20	1.0	2.0	0	0	0	11	2	2	2	0
2013	Denver	16/7	60	45	15	0.0	0.0	1	3	3	0	6	0	1	0
2014	Indianapolis	16/16	93	71	22	0.0	0.0	5	24	10	0	11	2	2	0
2015	Indianapolis	13/13	76	54	22	1.0	8.0	5	63	38	1	6	3	1	0
2016	Indianapolis	15/15	80	65	15	0.0	0.0	2	56	56	0	2	2	2	0
2017	Carolina	16/16	75	68	7	0.0	0.0	2	42	40	0	10	1	2	0
2018	Carolina	6/6	36	31	5	0.0	0.0	2	18	18	0	3	0	0	0
Totals		212/139	848	657	191	6.0	38.0	29	344	56	2	87	12	16	1

2018 GAME-BY-GAME

vs DALLAS (9/9/18): Started at safety and recorded five tackles...**at ATLANTA (9/16/18):** Started at safety...Tallied five tackles...**vs CINCINNATI (9/23/18):** Started at safety...Tallied seven tackles...Key contributor on a defense that allowed just 66 rushing yards and recorded four interceptions...**vs NEW YORK GIANTS (10/7/18):** Started at safety...Recorded two interceptions, the fifth multi-interception game of his career...Added seven tackles, tying his season high...**at WASHINGTON (10/14/18):** Started at safety...Recorded seven tackles, one quarterback pressure and one pass defended...**at PHILADELPHIA (10/21/18):** Started at safety...Tallied five tackles, two passes defended and one quarterback pressure.

GP/GS/DNP/IA: (6/6/0/0)

NFL RANKINGS

- His 45 takeaways are the most among all active players.
- Has 16 interceptions since 2014, tied for the third-most interceptions over that span.

HONORS

- 2x Pro Bowl (2014, 2015)
- AFC Defensive Player of the Week (2015, Week 5)

SINGLE-GAME CAREER HIGHS

TACKLES	12	2x, last at Dallas (12/21/14)
SACKS	1.0	6x, last at Jacksonville (12/13/15)
FORCED FUMBLES	1	12x, last at New Orleans (12/3/17)
FUMBLE RECOVERIES	1	16x, last vs. Green Bay (12/17/17)
INTERCEPTIONS	2	5x, last vs. New York Giants (10/7/18)
PASSES DEFENSED	3	4x, last vs. Tennessee (9/28/14)

BRADBERRY CAREER STATISTICS

Year	Team	GP/GS	Tot	T	A	Sack	Yds	INT	Yds	Lg	TD	PD	FF	FR	Yds
2016	Carolina	13/13	60	55	5	0.0	0.0	2	21	16	0	11	0	0	0
2017	Carolina	16/16	74	66	8	1.0	7.0	2	3	0	0	12	2	0	0
2018	Carolina	6/6	28	24	4	0.0	0.0	0	0	0	0	8	0	0	0
Totals		35/35	162	145	17	1.0	7.0	4	24	16	0	33	2	0	0

2018 GAME-BY-GAME

vs DALLAS (9/9/18): Started at cornerback...Recorded one tackle and one pass defended...**at ATLANTA (9/16/18):** Started at cornerback and recorded seven tackles and one pass defended...**vs CINCINNATI (9/23/18):** Recorded four tackles and a career-high four passes defended...Key contributor on a defense that allowed just 66 rushing yards and recorded four interceptions...**vs NEW YORK GIANTS (10/7/18):** Started at cornerback...Recorded eight tackles and two passes defended...**at WASHINGTON (10/14/18):** Recorded five tackles and pass defended...**at PHILADELPHIA (10/21/18):** Started at cornerback...Recorded four tackles and one pass defended.

GP/GS/DNP/IA: (6/6/0/0)

NFL RANKINGS

- Led all NFL cornerbacks with 85 tackles (press box statistics) in 2017 season.

SINGLE-GAME CAREER HIGHS

TACKLES	8	3x, last vs. Atlanta (11/5/17)
INTERCEPTIONS	1	4x, last vs. Green Bay (12/17/17)
PASSES DEFENSED	4	vs. Cincinnati (9/23/18)
FORCED FUMBLES	1	2x, last vs. Green Bay (12/17/17)



CORN ELDER

Ht: 5-10 Wt: 185 Exp: 2
Miami Aqd: D5 '17
Career GP/GS: (3/0) [0/0]

ELDER CAREER STATISTICS

Year	Team	GP/GS	Tot	T	A	Sack	Yds	INT	Yds	Lg	TD	PD	FF	FR	Yds
2017	Carolina	0/0	0	0	0	0.0	0	0	0	0	0	0	0	0	0
2018	Carolina	3/0	3	1	2	0.0	0	0	0	0	0	0	0	0	0
Totals		3/0	3	1	2	0.0	0	0	0	0	0	0	0	0	0

2018 GAME-BY-GAME

vs DALLAS (9/9/18): Saw action on special teams...Did not record any statistics...**at ATLANTA (9/16/18):** Stepped in for an injured Donte Jackson in the second half...Tallied three tackles...**vs CINCINNATI (9/23/18):** Saw action on special teams...Did not record any statistics...**vs NEW YORK GIANTS (10/7/18):** Inactive...**at WASHINGTON (10/14/18):** Inactive...**at PHILADELPHIA (10/21/18):** Inactive.

GP/GS/DNP/IA: (3/0/0/3)



RASHAAN GAULDEN

Ht: 6-1 Wt: 200 Exp: R
Tennessee Aqd: D3 '18
Career GP/GS: (6/0) [0/0]

GAULDEN CAREER STATISTICS

Year	Team	GP/GS	Tot	T	A	Sack	Yds	INT	Yds	Lg	TD	PD	FF	FR	Yds
2018	Carolina	6/0	7	6	1	0.0	0	0	0	0	0	0	0	0	0
Totals		6/0	7	6	1	0.0	0	0	0	0	0	0	0	0	0


2018 GAME-BY-GAME

vs DALLAS (9/9/18): Saw action as a reserve safety...Saw action on special teams...Did not record any statistics...**at ATLANTA (9/16/18):** Served as a reserve safety...Saw action in place of an injured Da'Norris Searcy...Tallied one tackle on defense and one tackle on special teams...**vs CINCINNATI (9/23/18):** Saw action on special teams and as a reserve safety on defense...**vs NEW YORK GIANTS (10/7/18):** Saw action as a reserve safety...Tallied a season-high three tackles...**at WASHINGTON (10/14/18):** Saw action as a reserve safety and on special teams...Tallied one tackle...**at PHILADELPHIA (10/21/18):** Saw action on special teams and as a reserve safety...Tallied two tackles.

GP/GS/DNP/IA: (6/0/0/0)

SINGLE-GAME CAREER HIGHS

TACKLES 3 vs. New York Giants (10/7/18)



JOSH HAWKINS

Ht: 5-10 Wt: 190 Exp: 3
Coastal Carolina Aqd: FA '18
Career GP/GS: (30/3) [3/0]

HAWKINS CAREER STATISTICS

Year	Team	GP/GS	Tot	T	A	Sack	Yds	INT	Yds	Lg	TD	PD	FF	FR	Yds
2016	Green Bay	11/0	5	5	0	0.0	0	0	0	0	0	1	0	0	0
2017	Carolina	15/3	38	28	10	0.0	0	0	0	0	0	6	1	0	0
2018	Carolina	4/0	0	0	0	0.0	0	0	0	0	0	0	0	0	0
Totals		30/3	43	33	10	0.0	0	0	0	0	0	7	1	0	0

2018 GAME-BY-GAME

vs CINCINNATI (9/23/18): Saw action on special teams...Did not record any statistics...**vs NEW YORK GIANTS (10/7/18):** Saw action on special teams...**at WASHINGTON (10/14/18):** Saw action on special teams...Stepped in for an injured Donte Jackson for one drive in the second half...**at PHILADELPHIA (10/21/18):** Saw action on special teams.

GP/GS/DNP/IA: (4/0/0/0)



DONTE JACKSON

Ht: 5-10 Wt: 180 Exp: R
LSU Aqd: D2 '18
Career GP/GS: (6/6) [0/0]

JACKSON CAREER STATISTICS

Year	Team	GP/GS	Tot	T	A	Sack	Yds	INT	Yds	Lg	TD	PD	FF	FR	Yds
2018	Carolina	6/6	33	28	5	0.0	0	3	0	0	0	3	1	0	0
Totals		6/6	33	28	5	0.0	0	3	0	0	0	3	1	0	0

2018 GAME-BY-GAME

vs DALLAS (9/9/18): Started in NFL debut...Recorded five tackles and one pass defended...**at ATLANTA (9/16/18):** Started at cornerback and tallied six tackles...Recorded an interception and forced fumble, both career-firsts...Tied for fastest interception in a career with James Bradberry and Chris Gamble (Week 2, rookie year)...**vs CINCINNATI (9/23/18):** Started at cornerback and recorded two interceptions and eight tackles...Became one of eight players in NFL history to record three interceptions in his first three career games...Key contributor on a defense that allowed just 66 rushing yards and recorded four interceptions...**vs NEW YORK GIANTS (10/7/18):** Started at cornerback...Tallied seven tackles...**at WASHINGTON (10/14/18):** Started at cornerback and recorded two tackles and two passes defended...**at PHILADELPHIA (10/21/18):** Started at cornerback...Recorded five tackles.

GP/GS/DNP/IA: (6/6/0/0)

SINGLE-GAME CAREER HIGHS

TACKLES 8 vs. Cincinnati (9/23/18)
FORCED FUMBLES 1 at Atlanta (9/16/18)
INTERCEPTIONS 2 vs. Cincinnati (9/23/18)
PASSES DEFENSED 2 at Washington (10/14/18)



COLIN JONES

Ht: 6-0 Wt: 205 Exp: 8
TCU Aqd: TR '12 (SF)
Career GP/GS: (111/14) [9/1]

JONES CAREER STATISTICS

Year	Team	GP/GS	Tot	T	A	Sack	Yds	INT	Yds	Lg	TD	PD	FF	FR	Yds
2011	San Francisco	13/0	0	0	0	0.0	0.0	0	0	0	0	0	0	0	0
2012	Carolina	15/0	3	2	1	0.0	0.0	0	0	0	0	0	0	0	0
2013	Carolina	16/0	1	1	0	0.0	0.0	0	0	0	0	0	0	0	0
2014	Carolina	16/2	20	19	1	1.0	6.0	0	0	0	4	1	0	0	0
2015	Carolina	15/3	17	14	3	0.0	0.0	1	0	0	0	0	0	0	0
2016	Carolina	14/1	2	1	1	0.0	0.0	0	0	0	0	0	0	0	0
2017	Carolina	16/7	21	14	7	0.0	0.0	1	10	0	2	0	0	0	0
2018	Carolina	6/1	11	9	2	0.0	0.0	0	0	1	0	0	1	0	0
Totals		111/14	75	60	9	1.0	6.0	2	10	0	1	6	1	1	0


2018 GAME-BY-GAME

vs DALLAS (9/9/18): Saw action as a reserve safety...Tallied two tackles...
at ATLANTA (9/16/18): Saw action as a reserve safety...Tallied one tackle...
vs CINCINNATI (9/23/18): Started at safety and tallied a career-high eight tackles...Contributed to a defense that allowed just 66 rushing yards and recorded four interceptions...
vs NEW YORK GIANTS (10/7/18): Scored first-career touchdown on a fumble recovery in the end zone on a muffed punt by the Giants...
at WASHINGTON (10/14/18): Saw action on special teams...
at PHILADELPHIA (10/21/18): Saw action on special teams.

GP/GS/DNP/IA: (6/1/0/0)

SINGLE-GAME CAREER HIGHS

TACKLES	8	vs. Cincinnati (9/23/18)
INTERCEPTIONS	1	2x, last vs. Green Bay (12/17/17)
FORCED FUMBLES	1	at Tampa Bay (12/14/14)
PASSES DEFENSED	2	at Tampa Bay (12/14/14)



CAPTAIN MUNNERLYN

Ht: 5-9 Wt: 195 Exp: 10
South Carolina Aqd: UFA '17 (MIN)
Career GP/GS: (144/81) [3/1]

MUNNERLYN CAREER STATISTICS

Year	Team	GP/GS	Tot	T	A	Sack	Yds	INT	Yds	Lg	TD	PD	FF	FR	Yds
2009	Carolina	15/4	43	35	8	0.0	0.0	0	0	0	0	2	1	1	0
2010	Carolina	16/5	47	41	6	0.0	0.0	3	37	37t	1	10	1	0	0
2011	Carolina	14/14	55	36	19	2.0	7.0	0	0	0	0	7	1	1	0
2012	Carolina	16/11	66	51	15	0.0	0.0	2	107	74t	2	6	0	0	0
2013	Carolina	16/16	86	60	26	3.5	22.5	2	86	45t	2	13	1	1	0
2014	Minnesota	16/16	69	54	15	0.0	0.0	2	1	1	0	7	0	1	0
2015	Minnesota	16/5	56	48	8	1.0	9.0	2	30	32	0	7	1	2	55
2016	Minnesota	15/9	51	38	13	0.0	0.0	0	0	0	0	3	1	0	0
2017	Carolina	14/0	30	24	6	2.0	18.0	0	0	0	0	5	0	0	0
2018	Carolina	6/1	12	9	3	0.0	0.0	0	0	0	0	3	0	1	0
Totals		144/81	515	396	119	8.5	56.5	11	261	74t	5	63	6	7	55

2018 GAME-BY-GAME

vs DALLAS (9/9/18): Served as the primary nickelback...Tallied two tackles and a fumble recovery...
at ATLANTA (9/16/18): Served as the primary nickelback...Tallied one tackle...
vs CINCINNATI (9/23/18): Started in the nickel...Tallied one tackle, two quarterback pressures and one pass defense...
vs NEW YORK GIANTS (10/7/18): Served as the primary nickelback...Recorded three tackles, one quarterback pressure and one pass defended...
at WASHINGTON (10/14/18): Served as the primary nickelback...Tallied three tackles and one pass defended...
at PHILADELPHIA (10/21/18): Recorded two tackles.


GP/GS/DNP/IA: (6/1/0/0)

FRANCHISE RANKINGS

- Ranks first all-time in franchise history with five career interception returns for touchdowns.
- Tied for first in franchise history with two interception returns for touchdowns in same season (2012, 2013).
- Ranks second in franchise history among defensive backs with 7.5 sacks as a Panther.

SINGLE-GAME CAREER HIGHS

TACKLES	9	4x, last Carolina (9/25/16)
INTERCEPTIONS	1	11x, last vs. New York Giants (12/27/15)
PASSES DEFENSED	3	at Seattle (12/5/10)
FORCED FUMBLES	1	6x, last vs. Arizona (11/6/16)
FUMBLE RECOVERIES	1	7x, last vs DALLAS (9/9/18)
SACKS	2.0	vs. New York Jets (12/15/13)
LONG INT RETURN	74t	vs. Tampa Bay (11/18/12)
KICKOFF RETURNS	1	4x, last vs. Seattle (10/7/12)
KICKOFF RETURN YARDS	64	vs. Baltimore (11/21/10)
LONG KICKOFF RETURN	64	vs. Baltimore (11/21/10)
PUNT RETURNS	5	vs. Buffalo (10/25/09)
PUNT RETURN YARDS	52	vs. Arizona (12/19/10)
LONG PUNT RETURN	37	2x, last at Tampa Bay (11/14/10)



ERIC REID

Ht: 6-1 Wt: 215 Exp: 5
 LSU Aqd: FA '18
 Career GP/GS: (73/72) [3/3]

REID CAREER STATISTICS

Year	Team	GP/GS	Tot	T	A	Sack	Yds	INT	Yds	Lg	TD	PD	FF	FR	Yds
2013	San Francisco	16/16	92	69	23	0.0	0.0	4	54	53	0	11	0	1	0
2014	San Francisco	15/15	55	39	16	0.0	0.0	3	138	73	0	7	0	0	0
2015	San Francisco	16/16	81	59	22	1.0	3.0	0	0	0	7	1	0	0	0
2016	San Francisco	10/10	81	55	26	0.0	0.0	1	13	13	0	5	1	0	0
2017	San Francisco	13/12	66	52	14	0.0	0.0	2	0	0	4	0	1	0	0
2018	Carolina	3/3	18	17	1	0.0	0.0	0	0	0	0	0	0	0	0
Totals		73/72	320	262	58	1.0	3.0	10	205	73	0	34	2	2	0

2018 GAME-BY-GAME

vs NEW YORK GIANTS (10/7/18): Started at safety in his debut with Carolina...Recorded three tackles...**at WASHINGTON (10/14/18):** Started at safety...Tallied seven tackles...**at PHILADELPHIA (10/21/18):** Started at safety...Recorded a season-high eight tackles.

GP/GS/DNP/IA: (3/3/0/0)

HONORS

- Pro Bowl (2013)
- PFWA All-Rookie Team (2013)

SINGLE-GAME CAREER HIGHS

TACKLES	13	2x, last at Seattle (9/25/16)
SACKS	1.0	vs. Cincinnati (12/20/15)
INTERCEPTIONS	1	8x, last at Arizona (11/13/16)
LONG INT RETURN	73	at Seattle (12/14/14)
FORCED FUMBLES	1	2x, last vs Arizona (10/6/16)
FUMBLE RECOVERIES	1	vs. Arizona (10/13/13)
PASSES DEFENSED	2	3x, last at Arizona (11/13/16)