



BANK OF AMERICA STADIUM (73,778) / SEPTEMBER 9, 2018 • 4:25 PM / PANTHERS.COM

CAROLINA PANTHERS (0-0) vs. DALLAS COWBOYS (0-0)

PANTHERS HOST COWBOYS ON KICKOFF WEEKEND

CAROLINA VS. DALLAS

Carolina opens the 2018 season at home against the Dallas Cowboys in the late afternoon national game of NFL Kickoff Weekend.

This year marks just the second time under head coach Ron Rivera, and first time since 2013, that the Panthers have opened the season at home. Carolina is 3-4 in openers under Rivera. The Panthers are 9-14 on Kickoff Weekend all-time while the Cowboys are 38-19, tying with Denver for the highest winning percentage all-time.

Dallas leads the all-time series against Carolina, 9-4, and is 9-2 against the Panthers in the regular season. Carolina will be searching for its first home victory against Dallas in the regular season. Sunday marks the first time that Carolina and Dallas have ever met in a season opener.

Carolina enters 2018 after an 11-5 season and a playoff berth as the fifth seed in the NFC playoffs. The Panthers advanced to the postseason for the fourth time in five seasons, tied for the most in the NFC over that span.

This season, the Panthers welcome a number of new weapons, especially on the offensive side of the ball. Carolina drafted DJ Moore, the first wide receiver taken in the 2018 NFL Draft. They also added veterans Torrey Smith and Jarius Wright to the receiver room. The Panthers also signed running back C.J. Anderson who is fresh off his first career 1,000-yard rushing season in Denver.

Defensively, the Panthers drafted cornerback Donte Jackson in the second round and safety Rashaan Gaulden in the third round. They signed defensive tackle Dontari Poe and safety Da'Norris Searcy.

BROADCAST INFORMATION



TELEVISION

FOX
(WJZY in Charlotte)

Play-by-Play: Joe Buck
Analyst: Troy Aikman
Sideline: Erin Andrews
Rules Analyst: Mike Pereira



RADIO FLAGSHIP

WBT-AM
(1110 AM/99.3 FM in Charlotte)

Play-by-Play: Mick Mixon
Analyst: Jim Szoke
Analyst: Eugene Robinson
Sideline: Sharon Thorsland



SPANISH RADIO

WGSP-FM
(102.3 FM in Charlotte)
Play-by-Play: Jaime Moreno
Analyst: Luis Moreno, Jr.

STATISTICAL SNAPSHOT

Below are the final 2017 regular season averages and NFL rankings for Carolina and Dallas in some key statistical categories:

	Carolina		Dallas	
	Avg.	Rank	Avg.	Rank
OFFENSE				
Total Yards Per Game	323.7	19th	331.9	14th
Rushing Yards Per Game	131.4	4th	135.6	2nd
Rushing Yards Per Attempt	4.3	10th	4.5	3rd
Passing Net Yards Per Game	192.3	28th	196.3	26th
Sacks Per Pass Play	6.5%	17th	6.0%	14th
Sacks Allowed	35	13th(t)	32	10th
Third Down Efficiency	41.9%	7th	42.9%	5th
Points Per Game	22.7	12th	22.1	14th
DEFENSE				
Total Yards Per Game	317.1	7th	318.1	8th
Rushing Yards Per Game	88.1	3rd	104.0	8th
Rushing Yards Per Attempt	3.9	11th	4.1	18th
Passing Net Yards Per Game	229.1	18th	214.1	11th
Sacks Per Pass Play	8.3%	3rd	6.3%	16th
Sacks	50	3rd	38	15th(t)
Third Down Efficiency	37.9%	13th	42.9%	29th
Points Per Game	20.4	10th(t)	20.8	13th(t)

2017 Individual Leaders

Passing	Yds	Cmp%	TD	INT	Rtg
Cam Newton, Car.	3302	59.1	22	16	80.7
Dak Prescott, Dal.	3324	62.9	22	13	86.6
Rushing	Att	Yds	Avg	Lng	TD
Cam Newton, Car.	139	754	5.4	69	6
Ezekiel Elliott, Dal.	242	983	4.1	30	7
Receiving	Rec	Yds	Avg	Lng	TD
Devin Funchess, Car.	63	840	13.3	44	8
Dez Bryant, Dal.*	69	838	12.1	50t	6

*-no longer with team



WEEK ONE: CAROLINA PANTHERS VS. DALLAS COWBOYS



PANTHERS BESTS VS. DALLAS

Rushing yards: 138, Fred Lane at Dallas (12/8/97)
 Receiving yards: 137, Steve Smith at Carolina (12/22/07)
 Receptions: 9, Steve Smith at Carolina (12/22/07)
 Passing yards: 286, Steve Beuerlein at Dallas (10/11/98)



Steve Smith had nine catches for 137 yards against Dallas in 2007.

THE SERIES

Dallas leads the all-time series against Carolina, 9-4, and is 9-2 against the Panthers in the regular season. Three of the Panthers four victories came in big moments including home wins in the playoffs in the 1996 and 2003 seasons and a Thanksgiving afternoon victory in the teams' most recent meeting in Dallas in 2015. Prior to the game in 2015, Dallas had won five in a row in the series. Carolina will be searching for its first home victory against Dallas in the regular season. Sunday marks the first time that Carolina and Dallas have ever met in a season opener.

BY THE NUMBERS

Record vs. Cowboys: 4-9
Home Record vs. Cowboys: 2-5
Last game: Carolina 33 Dallas 14 (11/26/15)
Last game at BofA Stadium: Dallas 19 Carolina 14 (10/21/12)
Last Panthers win: Carolina 33 Dallas 14 (11/26/15)
Last Cowboys win: Dallas 19 Carolina 14 (10/21/12)
Panthers largest winning margin: 19, twice
Cowboys largest winning margin: 21 at Carolina (10/29/06)
Current series streak: Carolina W1 (2015-)
Panthers longest winning streak: 2 gms (1997)
Cowboys longest winning streak: 5 gms (2005-12)
Most points, Panthers: 33 at Dallas (11/26/15)
Most points, Cowboys: 35 at Carolina (10/29/06)
Fewest points, Panthers: 7 at Dallas (9/28/09)
Fewest points, Cowboys: 10 at Carolina (1/3/04)

THE SERIES

Dallas leads the all-time series against Carolina, 9-4, and is 9-2 against the Panthers in the regular season. Below are all the games in the series against Dallas.

Date	Location	Score
11/26/2015	Dallas	Carolina 33 Dallas 14
10/21/2012	Carolina	Dallas 19 Carolina 14
09/28/2009	Dallas	Dallas 21 Carolina 7
12/22/2007	Carolina	Dallas 20 Carolina 13
10/29/2006	Carolina	Dallas 35 Carolina 14
12/24/2005	Carolina	Dallas 24 Carolina 20
2003 NFC Wild Card Game		
01/03/2004	Carolina	Carolina 29 Dallas 10
11/23/2003	Dallas	Dallas 24 Carolina 20
10/13/2002	Dallas	Dallas 14 Carolina 13
10/01/2000	Carolina	Dallas 16 Carolina 13 OT
10/11/1998	Dallas	Dallas 27 Carolina 20
12/08/1997	Dallas	Carolina 23 Dallas 13
1996 NFC Divisional Playoff Game		
01/05/1997	Carolina	Carolina 26 Dallas 17

INDIVIDUAL CAREER STATS VS. DALLAS

Cam Newton (2 gms):	208.0 pass yd/gm, 57.8 comp %, 1 pass TD, 1 INT, 76.0 rtg, 54.5 rush yd/gm, 1 rush TD
Greg Olsen (2 gms):	50.5 rec yd/gm, 0 rec TD, 70 rec yds game high
Devin Funchess (1 gm):	19.0 rec yd/gm, 0 rec, 19 rec yds game high
Julius Peppers (6 gms):	7.0 sacks, 3 TFL, 3 hurries, 2 INTs, 1 FF
Luke Kuechly (2 gms):	11.0 tackles/gm, 2 INTs, 1 INT ret for TD
Graham Gano (1 gm):	4-5 FG, 3-3 XP, 50 FG long



WEEK ONE: CAROLINA PANTHERS VS. DALLAS COWBOYS



NOTABLE CONNECTIONS

Coaching connections

- Dallas head coach Jason Garrett played under Norv Turner for the Dallas Cowboys in 1993.
- Dallas defensive assistant Ken Amato was once a Panther, in brief stints in 2002 and 2003.
- Dallas running backs coach Gary Brown worked with the Panthers in 2007 as a part of the NFL's Minority Coaching Fellowship program.
- Dallas assistant special teams coach Doug Colman coached linebackers at Coastal Carolina University from 2012-13.
- Dallas offensive assistant Stephen Brown is from Charlotte, N.C.

Area Connections

- Panthers defensive coordinator Eric Washington coached at Texas A&M University in 1997.
- Panthers tight ends coach Pete Hoener coached at Texas Christian University from 1992-97 and at Texas A&M University in 2000.
- Panthers safety Colin Jones is from Bridgeport, Texas and attended Texas Christian University.
- Panthers tackle Daryl Williams is from Lake Dallas, Texas.
- Dallas center Joe Looney played collegiately at Wake Forest.
- Dallas linebacker Joe Thomas is a native of Blackville, S.C., and played collegiately at South Carolina State.
- Dallas defensive end Demarcus Lawrence is a native of Aiken, S.C.

College Connections

- Panthers linebacker David Mayo attended Texas State.
- Dallas linebacker Chris Covington played with Carolina rookie Ian Thomas at Indiana.
- Dallas safety Xavier Woods played with Carolina defensive tackle Vernon Butler at Louisiana Tech.
- Dallas offensive lineman La'el Collins played with Carolina offensive lineman Trai Turner at LSU.
- Dallas wide receiver Allen Hurns played with Carolina cornerback Corn Elder at Miami.
- Dallas cornerback Jourdan Lewis and defensive end Taco Charlton played with Carolina wide receiver Devin Funchess at Michigan under current Carolina defensive line coach Brady Hoke.
- Dallas running back Rod Smith, running back Ezekiel Elliot, and wide receiver Noah Brown played with Carolina wide receiver Curtis Samuel at Ohio State.
- Dallas cornerback Anthony Brown played with Carolina defensive tackle Kawaan Short at Purdue.
- Dallas tight end Dalton Schultz played with Carolina running back Christian McCaffrey at Stanford.
- Dallas defensive tackle Antwaun Woods and offensive tackle Tyron Smith played with Carolina's Wes Horton at Southern Cal.



THE HEAD COACHES



Ron RIVERA

NFL: 22nd season
Panthers HC: 8th season
Regular Season: 64-47-1 (.576)
Postseason: 3-4 (.429)

Ron Rivera became the fourth coach in Carolina Panthers history on January 11, 2011.

In seven seasons, Rivera has guided the team to a Super Bowl appearance, an NFC Championship and three NFC South titles. The Panthers have advanced to the playoffs in four of the last five seasons, tied for the most in the NFC over that span. Rivera is a two-time (2013 and 2015) Associated Press NFL Coach of the Year award winner. In 2015, Rivera led the Panthers to the second Super Bowl appearance in team history following a franchise-best 15-1 record and their third consecutive NFC South championship. In the process, Carolina became the fourth team in the Super Bowl era to start a season 14-0. Carolina's 18-game regular season winning streak, beginning in 2014, was the longest in NFC history. In 2013, Rivera guided Carolina to its first playoff appearance since 2008 and in 2014, he led the Panthers to the team's first playoff win since 2005.

With 64 career regular season wins, Rivera is 10 wins away from becoming the Panthers all-time winningest coach, surpassing John Fox.

Before joining the Panthers in 2011, Rivera coached the San Diego Chargers (2007-2010), Chicago Bears (2004-06, 1997-98) and Philadelphia Eagles (1999-2003). In 2006, the Bears defense led the NFL with 44 takeaways, helping propel Chicago to an appearance in Super Bowl XLI.

Rivera is just the third Latino head coach in NFL history, joining Tom Flores with the Oakland Raiders (1979-1987) and Seattle Seahawks (1992-94) and Tom Fears with the New Orleans Saints (1967-1970).

A second-round draft choice in 1984 by Chicago, Rivera played nine seasons with the Bears. Primarily an outside linebacker, he was a member of the Super Bowl XX championship team in 1985.

An All-American at the University of California, Rivera finished his career as the school's all-time leader in sacks with 22 and tackles with 336.

Born January 7, 1962 in Fort Ord, Calif., he and his wife, Stephanie, have two children – Christopher and Courtney.

RIVERA COACHING HISTORY

2011-	Carolina Panthers	Head Coach
2008-10	San Diego Chargers	Defensive Coordinator
2007-08	San Diego Chargers	Inside Linebackers
2004-06	Chicago Bears	Defensive Coordinator
1999-2003	Philadelphia Eagles	Linebackers
1997-98	Chicago Bears	Defensive Quality Control



Jason GARRETT

NFL: 14th season
Cowboys HC: 8th season
Regular Season: 62-50 (.553)
Postseason: 1-2 (.333)

Jason Garrett was named the eighth head coach in Dallas Cowboys history on January 5, 2011 and became the first former Cowboys player to become the team's head coach. He was named the club's interim head coach at the midpoint of the 2010 season and went on to guide a Dallas team that had started the season with a 1-7 record to a 5-3 mark down the stretch. Since the 2007 season, Garrett had been the Cowboys offensive coordinator, and in 2008, he was assigned the additional duties of being the club's assistant head coach.

Under Garrett, the Dallas offense finished among the NFL's top-10 seven times: 2016 (5th), 2014 (7th), 2013 (10th), 2012 (6th), 2010 (10th), 2009 (2nd) and 2007 (2nd). Garrett led the 2016 team starting a rookie quarterback and running back tandem that both made the Pro Bowl en route to a team record tying 13-3 season and the NFC East title while winning his first NFL Coach of the Year award. In 2014 he oversaw a team that finished 12-4 and won the NFC East, his first division championship as head coach, and won a Wild Card playoff game. En route to winning the 2009 NFC Eastern Division title, Dallas established club records for total offensive yards (6,390), net passing yards (4,287) and pass completions (347). Dallas won the NFC East in 2007 with a team-record tying 13 victories and finished second in the NFL in scoring. Garrett was named Pro Football Weekly's NFL's Assistant Coach of the Year in March of 2008.

Garrett played quarterback at Princeton (1987-88) and was named the Ivy League's Player of the Year and honorable mention All American as a senior. He played professionally in World League and Canadian Football League (both 1991) before joining Dallas (1992-99), Giants (2000-03), Buccaneers (2004) and Dolphins (also 2004). He was a key reserve on three Super Bowl teams with Dallas and one with the Giants. Began his coaching career as quarterbacks coach with Nick Saban's Dolphins.

He was Born March 28, 1966, in Abington, Pa. He and his wife Brill reside in Dallas.

GARRETT COACHING HISTORY

2011-	Dallas Cowboys	Head Coach
2010	Dallas Cowboys	Interim Head Coach
2008-10	Dallas Cowboys	Asst HC/Offensive Coordinator
2007	Dallas Cowboys	Offensive Coordinator
2005-06	Miami Dolphins	Quarterbacks Coach

THE LAST TIME...

GAME SUMMARY

CAROLINA 33, DALLAS 14
NOVEMBER 26, 2015 • AT&T STADIUM • DALLAS, TEXAS

In the first Thanksgiving game in franchise history, Carolina improved to 11-0 on the season following a 33-14 victory over Dallas at AT&T Stadium. Carolina extended its regular season winning streak to 15 games, the longest active streak in the NFL, and tied for the longest in NFC history. The defense picked off Dallas quarterback Tony Romo three times in the first half to key a 23-3 halftime lead. On the third snap of the game, safety Kurt Coleman snagged his team-best fifth interception and weaved his way 36 yards for his first career touchdown. Linebacker Luke Kuechly scored his first touchdown later in the half. After Graham Gano's second of four field goals extended Carolina's lead to 13-3 with 3:27 before halftime, Kuechly broke on a pass intended for wide receiver Terrance Williams and steamed 32 yards untouched down the left sideline to extend the lead to 20-3. Kuechly then became the first NFL player since 1997 to pick off passes on consecutive plays when Romo tried to hit tight end Jason Witten on a deep seam route. Kuechly was right there and made a difficult catch, returning this one 17 yards to the Dallas 29 to set up Gano for a 25-yard field goal on the final play of the half for a 23-3 lead. In the second half, the offense controlled the clock with running back Jonathan Stewart and quarterback Cam Newton propelling the Panthers to a 22nd consecutive game with 100-plus rushing yards. Carolina got the first offensive touchdown for either team with 18 seconds left in the third quarter. Two clutch catches in third-and-long situations by wide receiver Jericho Cotchery sandwiched around a Cowboys penalty on a Gano field goal set up Newton for a 4-yard touchdown run. The 80-yard march took 7:29 off to clock and extended the lead to 30-6. On Dallas' next possession, Romo - who returned to action last week after missing seven games with a broken collarbone - went down with a similar injury on a sack by Davis and did not return. Gano added a fourth field goal in the fourth quarter and Matt Cassel led the Cowboys to their lone touchdown of the day with 4:23 left in the game for the final score.

PANTHERS INDIVIDUAL STATISTICS

RUSHING	ATT	YDS	AVG	LG	TD
J.Stewart	21	68	3.2	8	0
C.Newton	12	45	3.8	11	1
M.Tolbert	4	16	4.0	5	0
Total	37	129	3.5	11	1

PASSING	ATT	CMP	YDS	SK/YD	TD	LG	IN	Rtg.
C.Newton	27	16	183	1/18	0	31	0	79.7
Total	27	16	183	1/18	0	31	0	79.7

PASS RECEIVING	REC	YDS	AVG	LG	TD
J.Cotchery	5	73	14.6	24	0
G.Olsen	5	70	14.0	31	0
J.Stewart	3	9	3.0	7	0
D.Funchess	2	19	9.5	15	0
B.Bersin	1	12	12.0	12	0
Total	16	183	11.4	31	0

Sacks: 2 - T. Davis (1.0), K. Ealy (1.0)

Interceptions: 3 - L. Kuechly (2), K. Coleman (1)

SCORING

SCORE BY PERIODS	1	2	3	4	OT	TOTAL
Carolina Panthers	10	13	7	3	0	33
Dallas Cowboys	3	0	3	8	0	14

SCORING DRIVES

Team	Qtr	Time	Play Description (Extra Point) (Drive Info)	CAR	DAL
Panthers	1	14:01	K.Coleman 36 yd. interception return (G.Gano kick)	7	0
Panthers	1	8:09	G.Gano 49 yd. Field Goal (9-47, 4:18)	10	0
Cowboys	1	1:22	D.Bailey 21 yd. Field Goal (13-77, 6:47)	10	3
Panthers	2	3:27	G.Gano 43 yd. Field Goal (10-48, 5:48)	13	3
Panthers	2	2:36	L.Kuechly 32 yd. interception return (G.Gano kick)	20	3
Panthers	2	0:00	G.Gano 25 yd. Field Goal (9-22, 2:23)	23	3
Cowboys	3	7:47	D.Bailey 48 yd. Field Goal (6-22, 3:35)	23	6
Panthers	3	0:18	C.Newton 4 yd. run (G.Gano kick) (14-80, 7:29)	30	6
Panthers	4	10:23	G.Gano 50 yd. Field Goal (6-26, 3:50)	33	6
Cowboys	4	4:23	C.Beasley 2 yd. pass from M.Cassel (M.Cassel-D.McFadden pass) (16-80, 6:00)	33	14

TEAM STATISTICS

	PANTHERS	COWBOYS
TOTAL FIRST DOWNS	18	14
THIRD DOWN EFFICIENCY	8-16-50%	6-13-46%
FOURTH DOWN EFFICIENCY	0-0-0%	0-1-0%
TOTAL NET YARDS	294	210
NET YARDS RUSHING	129	31
NET YARDS PASSING	165	179
PASS ATTEMPTS-COMPLETIONS-HAD INTERCEPTED	27-16-0	40-24-3
KICKOFFS NUMBER-IN END ZONE-TOUCHBACKS	7-7-7	4-3-3
PUNTS NUMBER AND AVERAGE	2-40.0	3-47.0
TOTAL RETURN YARDAGE (NOT INCLUDING KICKOFFS)	85	8
PENALTIES NUMBER AND YARDS	8-53	5-40
FUMBLES NUMBER AND LOST	1-0	0-0
TOUCHDOWNS	3	1
EXTRA POINTS MADE-ATTEMPTS	3-3	1-1
FIELD GOALS MADE-ATTEMPTS	4-5	2-2
RED ZONE EFFICIENCY	1-2-50%	1-2-50%
GOAL TO GO EFFICIENCY	1-2-50%	1-2-50%
SAFETIES	0	0
FINAL SCORE	33	14
TIME OF POSSESSION	35:14	24:46

COWBOYS INDIVIDUAL STATISTICS

RUSHING	ATT	YDS	AVG	LG	TD
D.McFadden	10	11	1.1	8	0
R.Turbin	2	11	5.5	8	0
M.Cassel	2	9	4.5	5	0
Total	14	31	2.2	8	0

PASSING	ATT	CMP	YDS	SK/YD	TD	LG	IN	Rtg.
T.Romo	21	11	106	1/10	0	21	3	27.2
M.Cassel	19	13	93	1/10	1	14	0	97.0
Total	40	24	199	2/20	1	21	3	49.9

PASS RECEIVING	REC	YDS	AVG	LG	TD
C.Beasley	6	44	7.3	17	1
D.McFadden	4	45	11.3	21	0
T.Williams	4	39	9.8	13	0
J.Witten	4	36	9.0	14	0
D.Bryant	2	26	13.0	20	0
R.Smith	1	6	6.0	6	0
L.Whitehead	1	4	4.0	4	0
R.Turbin	1	1	1.0	1	0
G.Escobar	1	-2	-2.0	-2	0
Total	24	199	8.3	21	1

Sacks: 1 - T. Crawford (1.0)

Interceptions: 0



THIS WEEK IN THE NFC SOUTH

In the opening week of the regular season, Atlanta plays the defending champion Eagles on Thursday night, New Orleans hosts the Buccaneers and Carolina hosts Dallas.

Last season, the NFC South boasted three playoff teams for the first time in its history. It was just the sixth time since 2002 that a division sported three teams with more than 10 wins. The division's 37 combined wins were the most by any division in 2017.

THIS WEEK'S NFC SOUTH SCHEDULE

Thursday	Atlanta at Philadelphia	8:20 p.m.
Sunday	Tampa Bay at New Orleans	1:00 p.m.
Sunday	Dallas at Carolina	4:25 p.m.

2017 NFC SOUTH STANDINGS

	W	L	T	PCT.	PF	PA
New Orleans*	11	5	0	.688	448	326
Carolina*	11	5	0	.688	363	327
Atlanta*	10	6	0	.625	353	315
Tampa Bay	5	11	0	.313	335	382

*-playoffs

MEDIA INFORMATION

Panthers.com – For the most up-to-date information on the Carolina Panthers, please visit the team's official web site at www.panthers.com. Media information, including releases, flip cards, transcripts and media guide is available at www.panthers.com/news/media.

Credentialed media in the press box are encouraged to join the Panthers GameDay slack channel for immediate stats, notes and quotes. To join, email a request to will.bryan@panthers.nfl.com.

2018 PANTHERS SCHEDULE

PRESEASON (3-1)

Thursday	Aug. 9	@ Buffalo	W, 28-23
Friday	Aug. 17	MIAMI	W, 27-20
Friday	Aug. 24	NEW ENGLAND	W, 25-14
Thursday	Aug. 30	@ Pittsburgh	L, 24-39

REGULAR SEASON (0-0)

Sunday	Sept. 9	DALLAS	4:25 p.m.
Sunday	Sept. 16	@ Atlanta	1 p.m.
Sunday	Sept. 23	CINCINNATI	1 p.m.
Sunday	Sept. 30	BYE	
Sunday	Oct. 7	NEW YORK GIANTS	1 p.m.
Sunday	Oct. 14	@ Washington	1 p.m.
Sunday	Oct. 21	@ Philadelphia	1 p.m.
Sunday	Oct. 28	BALTIMORE	1 p.m.
Sunday	Nov. 4	TAMPA BAY	1 p.m.
Thursday	Nov. 8	@ Pittsburgh	8:20 p.m.
Sunday	Nov. 18	@ Detroit	1 p.m.
Sunday	Nov. 25	SEATTLE	1 p.m.
Sunday	Dec. 2	@ Tampa Bay	1 p.m.
Sunday	Dec. 9	@ Cleveland	1 p.m.
Monday	Dec. 17	NEW ORLEANS	8:15 p.m.
Sunday	Dec. 23	ATLANTA	1 p.m.
Sunday	Dec. 30	@ New Orleans	1 p.m.

2018 SCHEDULE NOTES

In addition to home and away games against NFC South foes Atlanta, New Orleans and Tampa Bay, Carolina will play all four teams from both the NFC East and the AFC North. The Panthers' remaining two intra-conference opponents were based on the 2017 standings. Carolina will host Seattle and play at Detroit after all three teams finished second in their respective divisions.

A few notes on Carolina's 2018 opponents:

- The Panthers will play six games against teams that qualified for the playoffs, including a road game at Super Bowl champion Philadelphia. It marks the third consecutive year that Carolina plays a road game at the Super Bowl champion. The Panthers have faced the NFC Champion in every season since 2008.
- The 2017 combined record of the opponents for Carolina's 16 games is 131-125, a .511 winning percentage.
- Since divisional realignment 2002, the Panthers are 15-17 against the NFC East and 6-9-1 against the AFC North.
- The NFC South featured three teams in the 2017 playoffs for the first time in its history. The division's 37 wins led all divisions in the NFL in 2017. It marked the sixth time since 2002 that a division sported three teams with 10 or more wins.
- The Panthers have faced New Orleans 47 times, Carolina's most common all-time opponent. The Panthers are 24-23 all-time against the Saints, including the playoffs. The Saints have a slight edge in all-time points scored 1044-1040.
- Carolina is set to face off against Seattle for the ninth time since the 2010 season, with two of those meetings coming in the postseason. Carolina is 4-8 all-time against Seattle, but has won two of the last three.
- The Panthers are 5-1 against Washington since divisional realignment in 2002.
- Carolina will be looking for its first road victory in franchise history at Pittsburgh. The Panthers are 1-5 all-time against the Steelers with the only win coming at home in 1996.
- Carolina is seeking its first regular season home win against Dallas. The Panthers have four wins all-time against the Cowboys, two on the road and two at home in the playoffs.
- Carolina is 46-41 all-time at home and 37-49 all-time on the road.
- After playing six games on the West Coast in the last three seasons, Carolina will not travel west in the regular season in 2018. The Panthers will travel a total of 6,938 miles in 2018, the fewest in the NFL in 2018 and the fewest in franchise history.



PRESEASON BEST IN NET YARDS

The Panthers led the NFL with 373.3 net yards per game in the preseason.

The Panthers rushed for 226 yards against the Dolphins (9/17/18) in the second week, tying the output against Pittsburgh (9/3/15) for the most preseason rushing yards in a game since 2008. It also represented the most by any team in this year's preseason.

Christian McCaffrey ran for 92 yards on five carries, including a 71-yard touchdown run. It was the fourth-highest rushing game by an individual this preseason, and the 71-yard run was the second-longest in the preseason. Last season, McCaffrey's highest single-game rush total was 66 yards vs. Atlanta (11/5/17).

McCaffrey finished the preseason with 151 rushing yards on 21 carries, ranking fourth in the NFL in rushing average (7.19 - min. 10 attempts).

PUNCHING IT IN THE ENDZONE

The Panthers offense has been effective in scoring touchdowns rather than field goals this preseason. Carolina scored 13 offensive touchdowns, the second-most in the NFL.

OFFENSIVE TOUCHDOWNS - PRESEASON, NFL

Team	TDs
Pittsburgh	14
Carolina	13
Baltimore (5 gms)	12
Chicago (5 gms)	12

The Panthers converted touchdowns on nine of 12 chances in the red zone, a mark that ranked second in the NFL preseason.

RED ZONE TOUCHDOWN PERCENTAGE - PRESEASON, NFL

Team	RED ZONE TD %
Jacksonville	77.78 (7-of-9)
Carolina	75.00 (9-of-12)
Minnesota	72.73 (8-of-11)
Pittsburgh	72.73 (8-of-11)



NEWTON COMPLETING MORE

Cam Newton posted a 68.4 completion rate in three preseason games, going 26-for-38 with 315 yards passing, 1 TD, 1 INT and a 91.4 passer rating.

Newton's completion rate ranked as his highest in his eight career preseasons (barring 2017 when he only attempted two passes in one game).



PRESEASON TO REGULAR SEASON

The Panthers went 3-1 in the preseason, marking just the sixth time in franchise history that the Panthers have gone 3-1 or better in the preseason.

PANTHERS REGULAR SEASON RECORD AFTER 3-1/4-0 PRESEASON

Year	Preseason Record	Regular Season Record
2003	4-0	11-5*
2004	4-0	7-9
2006	4-0	7-9
2013	3-1	12-4*
2015	3-1	15-1*
2018	3-1	??

*-playoffs



2018 NFL DRAFT CHOICES

WR DJ Moore, Maryland

1st Round, 24th overall

Moore finished fifth in Maryland history in receptions (146), sixth in receiving yards (2,027) and fourth in touchdown receptions (17). In 2017, he earned Phil Steele All-America Second Team honors and was the Big Ten Receiver of the Year and All-Big Ten First Team selection. Moore set a Maryland record with 80 receptions last season while accumulating 1,033 receiving yards, good for third in Maryland history.

CB Donte Jackson, LSU

2nd round, 55th overall

A two-sport athlete at LSU who posted top times in the SEC in the sprint events, Jackson was an All-America Second Team selection last season, making 51 tackles, a sack, an interception and 10 pass breakups. He ran a 4.32 in the 40 at the combine, tying for the fastest time last year.

S Rashaan Gaulden, Tennessee

3rd Round, 85th overall

Gaulden recorded 65 tackles and tied for fourth in the SEC with three forced fumbles in 2017. He finished his career with 140 total tackles, including 9.5 tackles for loss, four forced fumbles, three fumble recoveries and one interception.

TE Ian Thomas, Indiana

4th round, 101st overall

Thomas arrived at Indiana in 2016 after spending time at Nassau Community College on Long Island in New York. He was an All-Big Ten Honorable Mention honoree, finishing second among Big Ten tight ends with 15.0 yards per reception (ranking 4th nationally) and tied for third among tight ends in the conference with five receiving touchdowns.

DE Marquis Haynes, Ole Miss

Round 4, 136th overall

Marquis Haynes comes to Carolina after a decorated career at Ole Miss where he played four full seasons. He finished his career after becoming the modern-era career sacks leader with 32 career sacks. He also holds the modern-era career tackles for loss record with 47.5. In 2017, Haynes earned All-SEC Second Team accolades and participated in the Senior Bowl. He tallied 45 tackles, including 7.5 sacks which ranked fifth in the SEC.

LB Jermaine Carter, Jr., Maryland

Round 5, 161st overall

Carter compiled 337 career tackles with 9.5 sacks and one interception which he returned for a touchdown. Between 2015-17, he led the team in tackles over three consecutive seasons, becoming just the fifth Maryland player since 1969 to achieve the feat.

LB Andre Smith, North Carolina

Round 7, 234th overall

Smith tallied 187 tackles in his three seasons at North Carolina. He also notched two sacks and two interceptions with five pass breakups and two forced fumbles in his career. In 2017, he tallied 21 tackles and had a 73-yard interception return in the opening week against Cal, but then suffered a season-ending injury against in Week 2 against Louisville. In 2016, he tallied 113 tackles, ranking second on the team and seventh in the ACC.

DT Kendrick Norton, Miami*

Round 7, 242nd overall

Norton compiled 84 tackles, 18.0 tackles for loss and 5.0 sacks in his three seasons at Miami. In 2017, he earned All-ACC Honorable Mention accolades while finishing with 26 tackles and 6.5 tackles for loss with two sacks. In 2016, he was named All-ACC Third Team as he ranked seventh on the team and second among defensive linemen with 39 tackles.

*-practice squad

KEY PLAYER ACQUISITIONS

RB C.J. Anderson - Free Agent (Denver)

Anderson comes to Carolina fresh off the heels of a 1,000-yard rushing season in Denver last fall. Last season, he rushed for 1,007 yards, ranking ninth in the NFL. He tallied 3,051 rushing and 20 touchdowns in five seasons with Denver. He ran for 90 yards and a touchdown in a Super Bowl 50 win against Carolina. Anderson has only lost three fumbles in 693 career carries, tying for third in the NFL in fewest fumbles since 2013 (min. 600 carries).

DT Dontari Poe - Unrestricted Free Agent (Atlanta)

Carolina's front seven on defense has remained one of the team's greatest strengths in recent years. The Panthers looks to continue that trend in 2018 after signing defensive tackle Dontari Poe. A two-time Pro Bowler, Poe brings size, strength and a wealth of experience to the interior of the defensive line. Originally the 11th overall pick in the 2012 Draft, he has racked up 239 tackles, 15.5 sacks, 14 pass deflections and two forced fumbles in his career. Poe has also recorded three career touchdowns on offense, rushing for two scores and passing for one.

S Da'Norris Searcy - Unrestricted Free Agent (Tennessee)

The Panthers added the former North Carolina Tar Heel this offseason to shore up a defensive secondary. Searcy played safety for the Tennessee Titans for the last three seasons (2015-17) after spending his first four years in the league with the Buffalo Bills (2011-14). Since entering the NFL, he has recorded 330 tackles, 26 passes defensed, 4.5 sacks and eight interceptions.

WR Torrey Smith - Traded from Philadelphia

Wide receiver Torrey Smith provides a new weapon for quarterback Cam Newton to utilize in the passing game. Since 2011, Smith ranks third in the NFL in yards per reception (min. 200 receptions), averaging 16.6 yards per catch. He has tallied 302 receptions for 4,951 yards and 39 touchdowns over his seven-year career. Originally a second round draft pick in 2011 by Baltimore, Smith has since spent time with San Francisco (2015-16) and Philadelphia (2017), earning two Super Bowl championships along the way.

WR Jarius Wright - Unrestricted Free Agent (Minnesota)

Jarius Wright comes to Carolina after spending the first six seasons of his career with Minnesota. The former Viking will reunite with Norv Turner, Carolina's new offensive coordinator, after spending three seasons (2014-16) with Turner in Minnesota. Wright has a knack for being a reliable third-down receiver with over 40 percent of his career receptions coming on third-down. Since entering the league in 2011, he has tallied 153 total catches for 2,039 yards and 10 touchdowns.



2017 WEEK-BY-WEEK TEAM STATISTICAL RANKINGS

Category	Week 1	Week 2	Week 3	Week 4	Week 5	Week 6	Week 7	Week 8	Week 9	Week 10	Week 11	Week 12	Week 13	Week 14	Week 15	Week 16	Week 17
Net Yards per game	18	25	28	22	18	19	19	21	21	16	17	17	18t	18	17	17	19
Rushing Yards per game	10	18	13	13	19	22	21	20	15	7	7	5	5	5	4	4	4
Net Passing Yards per game	23	24	30	20	17	17	16	19	24	21	22	24	25	28	27	27	28
Third Down Efficiency	5	7	3	1	2	3	6	4	5	2	1	5	6	5	6	6	7
Points per game	10	22	29	20	18	17	22	23	24	17	17	15t	16	14	12	11	12
Opp. Net Yards per game	3	1	1	4	3	4	3	2	1	1	2	2	6	5	5	7	7
Opp. Rushing Yards per game	5	6	15	8	6	5	4	5	2	2	3	3	4	3t	5	6	3
Opp. Net Passing Yards per game	7	2	3	7	5	7	4	3	6	4	4	6	7	7	11	16	18
Opp. Third Down Efficiency	2	4	7	16	10	11	9	6	5	9	9	9	8t	9	9	14	13
Sacks	4t	6t	11t	9t	3t	2t	2t	2	2	2t	4	4t	5	3t	3t	3	3
Opp. Points per game	2	1	2	4	9	9	11	5	4	3	5	8	10t	10	11	11t	11

ALL-TIME YEAR-BY-YEAR TEAM STATISTICAL RANKINGS

Category	1995	1996	1997	1998	1999	2000	2001	2002	2003	2004	2005	2006	2007	2008	2009	2010	2011	2012	2013	2014	2015	2016	2017
Net Yards per game	26	23	26	20	6	20	30	31	16	13	22	24	29	10	19	32	7	12	26	16	11	19	19
Rushing Yards per game	20	15	15	28	20	29	29	25	7	28	19	24	14	3	3	13	3	9	11	7	2	10	4
Net Passing Yards per game	24	22	26	14	2	12	26	30	18	9	17	15	29	19	27	32	13	16	29	19	24	21	28
Third Down Efficiency	20	21	2	13	10	15	30	30	20	10	6	32	24	19	19	30	10	6	4	12	7	23	7
Points per game	25	7	27	12	4	21	29	30	15	13	8	27	26	7	21	32	5	18	18	19	1	15	12
Opp. Net Yards per game	7	10	15	30	26	27	31	2	8	20	3	7	16	18	8	18	28	10	2	10	6	21	7
Opp. Rushing Yards per game	10	8	22	26	24	26	31	8	11	17	4	11	18	20	22	23	25	14	2	16	4	6	3
Opp. Net Passing Yards per game	14	12	9	28	23	26	28	4	9	18	9	4	17	16	4	11	24	13	6	11	11	29	18
Opp. Third Down Efficiency	15	1	17	26	30	27	27	2	8	31	27	3	26	18	7	16	27	9	12	22	13	10	13
Sacks	14t	1	23	21t	23t	27t	28	2	8	24t	7	6t	31	9	22t	20t	24t	9t	1	12t	6	2	3
Opp. Points per game	8	2	13t	27	26	12	28	5	10	15t	5	8t	15	12	9	26	27	18	2	21	6	26	11

ALL-TIME YEAR-BY-YEAR TEAM STATISTICAL AVERAGES

Category	1995	1996	1997	1998	1999	2000	2001	2002	2003	2004	2005	2006	2007	2008	2009	2010	2011	2012	2013	2014	2015	2016	2017
Net Yards per game	288.7	300.8	288.4	298.8	355.3	290.9	265.9	267.5	321.3	326.6	309.4	307.7	284.9	349.7	331.0	258.4	389.8	360.7	316.9	346.7	366.9	343.7	323.7
Rushing Yards per game	98.3	108.1	110.6	91.1	95.3	74.1	85.8	99.1	130.7	98.9	104.9	103.7	114.0	152.3	156.1	115.4	150.5	130.5	126.6	127.3	142.6	113.4	131.4
Net Passing Yards per game	190.4	192.7	177.8	207.6	260.1	216.1	180.1	168.4	190.6	227.7	204.4	204.0	170.9	197.4	174.9	143.1	239.3	230.2	190.2	219.4	224.3	230.3	192.3
Third Down Efficiency	38.1	37.2	44.0	37.0	38.3	39.4	30.6	28.6	35.6	40.3	42.2	31.1	36.2	39.3	37.3	30.4	40.5	43.1	43.8	41.9	42.4	37.2	41.9
Points per game	18.1	22.9	16.6	21.0	26.3	19.4	15.8	16.1	20.3	22.2	24.4	16.9	16.7	25.9	19.7	12.3	25.4	22.3	22.9	21.2	31.3	23.1	22.7
Opp. Net Yards per game	314.2	298.5	311.3	365.1	343.9	353.5	371.4	290.4	295.3	336.4	282.6	296.1	324.8	331.2	315.8	335.9	377.6	333.1	301.3	339.8	322.9	359.8	317.1
Opp. Rushing Yards per game	98.5	97.6	123.3	133.3	118.6	121.5	143.8	103.3	107.6	119.0	91.6	108.6	110.7	119.5	124.8	123.8	130.8	110.1	86.9	112.0	88.4	91.6	88.1
Opp. Net Passing Yards per game	215.7	200.9	187.9	231.8	225.3	232.0	227.6	187.1	187.7	217.4	191.1	187.5	214.1	211.7	191.0	212.1	246.8	223.0	214.3	227.8	234.5	268.2	229.1
Opp. Third Down Efficiency	40.8	32.4	36.9	41.7	41.6	43.3	41.6	32.9	34.7	46.0	40.7	31.5	42.5	39.7	35.5	38.0	42.8	36.1	35.8	42.4	37.9	37.9	37.9
Sacks	36	60	36	37	35	27	26	52	39	34	45	41	23	37	31	31	31	39	59	40	44	47	50
Opp. Points per game	20.3	13.6	19.6	25.8	23.8	19.4	25.6	18.9	19.0	21.2	16.2	19.1	21.7	20.6	19.3	25.5	26.8	22.7	15.1	23.4	19.3	25.1	20.4



MILESTONES IN REACH IN 2018

Team

--The Panthers need 8 wins to reach 200 wins in franchise history, including the postseason. Carolina is 192-192-1 all-time including the postseason.

--Carolina can become the only NFL team to rank in the top 10 in sacks six times in the last seven seasons.

--Carolina can become one of just five teams to reach the playoffs in five of the last six seasons (if Seattle, Green Bay, Pittsburgh, and New England make the playoffs in 2018).

--The Panthers currently sport the NFL's longest consecutive game streak without overtime (41), dating back to Carolina's 11/12/15 OT win over Indianapolis.

Ron Rivera

--Rivera needs 10 regular-season wins to pass John Fox (73) for the most regular-season coaching wins in franchise history. Entering his eighth season with Carolina, Rivera has a 64-47-1 record.



Cam Newton

--Newton needs 13 total touchdowns to pass Brett Favre for third all-time through first eight seasons of career.

--Newton needs 35 total touchdowns to pass Dan Marino to second all-time through first eight seasons.

--Newton needs 2,033 total yards to catch Dan Marino and 4,460 yards to catch Peyton Manning for most combined yards (passing and rushing) after a quarterback's first eight seasons.



--Newton needs 609 rushing yards to pass Randall Cunningham for second all-time in rushing yards by a quarterback.

--Newton can become the first QB in NFL history to rush for at least 700 yards in four seasons.

--Newton needs 4 rushing touchdowns to tie Jonathan Stewart for second in total touchdowns in franchise history.

--Newton needs six game-winning drives to tie Jake Delhomme for most in franchise history.

Greg Olsen

--Olsen needs two receiving touchdowns to pass Wesley Walls for ninth place in NFL career TDs by a tight end.

--Olsen needs 425 receiving yards to pass Ozzie Newsome for fifth all-time by an NFL tight end.



Devin Funchess

--Needs 864 receiving yards to move past Mark Carrier into fifth place all-time in franchise history.

Julius Peppers

--Peppers needs six sacks to pass Kevin Greene for the third-most sacks in NFL history since it became a statistic in 1982.

--Peppers needs four forced fumbles to pass Robert Mathis (52) for most forced fumbles since 2000.

--Peppers and Thomas Davis each need three fumble recoveries to pass Mike Minter (11) for most in franchise history.



Luke Kuechly

--Kuechly needs 5 interceptions to become just the third linebacker in NFL history with 20 interceptions in his first seven seasons played.

--Kuechly needs 5 takeaways for the most takeaways by an NFL linebacker in his first seven seasons played.

--Kuechly needs 99 tackles (press box stats) to pass Patrick Willis (916) for the most tackles in an NFL player's first seven seasons.

--Kuechly needs 24 tackles (coaches stats) to pass Mike Minter for second all-time in franchise history, and he needs 70 tackles (coaches stats) to become the second player in franchise history with 1,000 career tackles.



Mario Addison

--Addison needs 5.5 sacks to pass Kevin Greene (41.5) for fourth place in franchise history in sacks.

Kawann Short

--Short needs a half sack to tally 30 sacks in his career. He would be the first Panthers defensive tackle to ever reach 30 career sacks.



FRANCHISE RECORD WITH NO 100-YARD RUSHERS

Carolina was the only team in the NFL to not allow an individual 100-yard rusher in any game in 2017.

The Panthers have set a franchise record by going 20 consecutive games without allowing a 100-yard individual rusher, the longest active streak in the NFL. The team's previous 17-game record was set over the course of the 2001 and 2002 seasons.

The Panthers have not given up 100 yards rushing to a single player since Dec. 4, 2016 (20 games) against Seattle when Thomas Rawls went for 106 yards.

Last year, the Panthers held a number of the league's top rushers under their season average in the regular season and one playoff game. Against team's top rushing threats, Carolina held individuals a cumulative 167.5 yards under their season averages, or 9.8 yards under per game.

SECOND-MOST INTERCEPTIONS AND TAKEAWAYS

Since 2015, the Panthers defense has recorded 51 interceptions, the second-most in the NFL.

NFL TEAM LEADERS, INTERCEPTIONS, 2015-18

Team	INTs
Kansas City	56
Carolina	51
Philadelphia	50
Cincinnati	49

Over that same stretch, the Panthers have totaled 87 takeaways, just one behind Kansas City for the most since 2015.

NFL TEAM LEADERS, TOTAL TAKEAWAYS, 2015-18

Team	INTs
Kansas City	88
Carolina	87
Philadelphia	83
Cincinnati	62

Since 2015, the Panthers rank fifth in the NFL with a turnover differential of +17. Carolina has gone 26-4 when even or positive in turnovers and 6-12 when negative since 2015.



EXPERIENCED AND STILL PRODUCTIVE

Panthers defensive end Julius Peppers is the longest tenured defensive player currently active in the NFL. He is followed by teammate by Mike Adams who is the third-longest on defense in terms of career games played.

ALL-TIME GAMES PLAYED - DEFENSE, ACTIVE

Player, Team	Games	Seasons
Julius Peppers, Car.	250	16
Terrell Suggs, Balt.	213	15
Mike Adams, Car.	206	14

Peppers and Adams were still highly productive in 2017. Peppers tied for the team lead in sacks (11), Adams led the secondary with four takeaways.

After cutdown day, the Panthers roster ranked 29th youngest (or fourth-oldest) with an average age of 26.8. In 2017, the average ranking of the 12 playoff teams was 20.8th youngest (or 11.2nd oldest).

CAREER LEADERS AT EACH DEFENSIVE LEVEL

The Panthers have some of the top players currently in the game at each level of the defense.

DEFENSIVE LINE - Julius Peppers has the most sacks (154.5) of any active player in the NFL.

LINEBACKERS - Luke Kuechly has the most career interceptions (15) of any active linebacker in the NFL.

SECONDARY - Mike Adams has the most career fumble recoveries (15) of any active defensive back in the NFL.

4 OF TOP 8 SACK ARTISTS IN LOCKER ROOM

Julius Peppers, Mario Addison, Kawann Short and Thomas Davis all rank in the top eight of the Panthers all-time sack leaders. Those four players currently account for 20.8 percent of all 894 sacks ever recorded in Panthers history. Since Peppers was drafted in 2002, the Panthers rank third in the NFL with 645 sacks.

PANTHERS CAREER SACK LEADERS

Player	Sacks	Seasons
Julius Peppers	92.0	2002-09; 2017
Charles Johnson	67.5	2007-17
Mike Rucker	55.5	1999-2007
Kevin Greene	41.5	1996, 1998-99
Mario Addison	36.5	2012-17
Greg Hardy	34.0	2010-14
Kawann Short	29.5	2013-17
Thomas Davis	28.0	2005-17

**A RUNNING HISTORY**

Since 2011, the year Carolina drafted Cam Newton, the Panthers rank third in the NFL in rushing yards with 14,756. Carolina also ranks second in rushing touchdowns since 2011 with 121, just three behind New England.

Carolina has boasted a top-10 rushing offense in six of the last seven seasons with Newton and head coach Ron Rivera.

NFL TEAM RUSHING YARDS LEADERS, 2011-17

Team	Rushing Yards
Buffalo	15,006
Seattle	14,773
Carolina	14,756
Philadelphia	14,379

NFL TEAM RUSHING TOUCHDOWNS LEADERS, 2011-17

Team	Rushing TDs
New England	124
Carolina	121
Minnesota	111
New Orleans	108
Buffalo	106

RUNNING STRONGER AT HOME

The Panthers finished fourth in the NFL in rushing in 2017. However, the running game was even more dominant at home. Carolina went 6-2 in home games and in home games ranked:

- 1st in rush yards (1,266)
- 1st in rush average (4.98)
- 1st in rushing first downs (73)
- t-2nd in rushing TDs (10)
- t-3rd in fewest fumbles lost (3)

CONTROL THE CLOCK

Last season, Carolina finished fourth in the league with an average time of possession average of 32:17.

NFL TEAM LEADERS / TIME OF POSSESSION / 2017

Team	TOP
Philadelphia	32:41
Minnesota	32:26
Jacksonville	32:19
Carolina	32:17

The Panthers set a franchise record for time of possession in a season at 32:17, besting the old record of 31:54 set in 2013.

For the first time in franchise history, Carolina put together two fourth quarter drives that eclipsed eight minutes in the same season. Carolina's 8:48 drive in Week One at San Francisco (9/10/17) was the longest drive to end a game in franchise history. Carolina then produced a 8:34 drive in the fourth quarter in Week Two vs. Buffalo (9/17/17).

Carolina posted four drives over six minutes in the game at Chicago, a season high. The Panthers led the NFL in drives lasting over six minutes with 19.

NFL TEAM LEADERS / DRIVES OF 6+ MINUTES / 2017

Team	Drives
Carolina	19
Four teams	14

AVOIDING PENALTIES

Carolina led the NFL for the fewest penalties in 2017 with only 83 penalties for 682 yards marked off against the Panthers.

The Panthers nearly tied the franchise record for fewest penalties and penalty yards after being called for just one penalty for one yard against Philadelphia (10/12/17).

Carolina's team record for fewest penalties in a season was 80, set in 2013. The team record for fewest penalty yards was 637 set in 2008.

FEWEST PENALTIES / NFL / 2017

Team	Penalties	Penalty Yards
Carolina	83	682
Tennessee	85	785
New York Giants	91	895
Baltimore	91	749



TEAM NOTES

DEFENSIVE LINE HAS BEEN DOMINANT

The Carolina Panthers have sported a dominant and sometimes overlooked defensive line in the last six seasons under former defensive line coach Eric Washington. Washington was promoted to defensive coordinator in 2018, and he aims to work with his replacement, Brady Hoke, on maintaining that production.

Since 2012, no group of defensive linemen produced more sacks than Carolina's 219.0.

NFL TEAM LEADERS / SACKS BY DEFENSIVE LINEMEN / 2012-17

Team	Sacks
Carolina	219.0
Los Angeles Rams	198.0
Minnesota	195.5
Cincinnati	180.5

The defensive line's 219.0 sacks are part of an NFL-leading 280 total sacks by Carolina from 2012-17.

NFL TEAM LEADERS / SACKS / 2012-17

Team	Sacks
Carolina	280
Los Angeles Rams	265
Denver	261
Green Bay	252

Carolina finished ranked in the top 10 in sacks in five of the past six seasons, including a No. 1 ranking in 2013 and a No. 2 ranking in 2016.

CAROLINA'S SACK TOTALS / 2012-17

Season	Sacks (NFL Rank)
2012	39.0 (9th)
2013	60.0 (1st)
2014	40.0 (13th)
2015	44.0 (6th)
2016	47.0 (2nd)
2017	50.0 (3rd)

The 60 sacks in 2013 tied the Panthers franchise record set in 1996 and were the most by a team in a single season since San Diego had 61 in 2006.

The defensive line has not only been productive in getting to the quarterback, but also at stopping the run. Carolina's run defense has ranked in the top six in the NFL in four of the past six seasons.

CAROLINA'S RUN DEFENSE RANKINGS / 2012-17

Season	Yards/Game Allowed (NFL Rank)
2012	110.1 (14th)
2013	86.9 (2nd)
2014	112.0 (16th)
2015	88.4 (4th)
2016	91.6 (6th)
2017	88.1 (4th)
Total	96.2 (3rd)

Carolina has allowed just 96.2 rushing yards per game in the past six seasons, third in the NFL.

The recent crop of defensive linemen have accumulated a number of honors.

In 2013, defensive end Greg Hardy earned All-Pro and Pro Bowl honors while defensive tackles Star Lotulelei and Kawann Short earned PFWA All-Rookie honors. Defensive end Kony Ealy was a PFWA All-Rookie choice in 2014, and in 2015, Short earned All-Pro and Pro Bowl honors.

PANTHERS DEFENSIVE LINE POSTSEASON HONORS

2013

Greg Hardy: AP All-Pro 2nd Team; Pro Bowl; Sporting News All-Pro

Star Lotulelei: PFWA All-Rookie

Kawann Short: PFWA All-Rookie

2014

Kony Ealy: PFWA All-Rookie

2015

Kawann Short: AP All-Pro Second-Team; Pro Bowl

Since 2013, a Panthers defensive lineman has earned NFC Defensive Player of the Week honors five times. Hardy was recognized twice in 2013 (Week Three and Week Seventeen). Short and Lotulelei are the only defensive tackles in Panthers history to earn NFC Defensive Player of the Week honors as Short was recognized in Week Six of 2015 and Lotulelei received recognition in Week Eight of 2016. Peppers won Defensive Player of the Week honors in Week Four of 2017.

Short also has two NFC Defensive Player of the Month awards on his resume, earning the recognition in October and December of 2015. Short is the first player in franchise history to win multiple Player of the Month Awards in a single season and the first defensive tackle in the NFL to win multiple Player of the Month Awards in a single season.

PANTHERS DEFENSIVE LINE IN-SEASON AWARDS / 2013-17

NFC Defensive Players of the Week

2013

Greg Hardy: Week Three; Week Seventeen

2015

Kawann Short: Week Six

2016

Star Lotulelei: Week Eight

2017

Julius Peppers: Week Four

NFC Defensive Players of the Month

2015

Kawann Short: October; December



OPPORTUNITY TO START FAST

Carolina will open the 2018 regular season at home against Dallas. It marks just the third time since 2006 that Carolina will play at home during Week 1.

This season, Carolina will play three of its first four games at home, marking the first time that has happened since 2005.

Fast starts have been key for the Panthers, especially in recent years. Carolina went 3-1 and 4-0 in the first four games in 2017 and 2015, both playoff seasons.

Since the 1995 inaugural season, the Panthers have a combined record of 22-10 (.688) in the first four games in playoff seasons and 17-43 (.283) in the first four games in non-playoff seasons.

Carolina has only made the playoffs once (2013) when starting 1-3 or worse, and only missed the playoffs once when starting 3-1 (2002) or better.

UNDRAFTED? NO MATTER

The Panthers have 19 undrafted players on this year's active roster. Of the 19, eight have started games on offense or defense, while four have earned Pro Bowl accolades at some point in their career.

UNDRAFTED PLAYERS ON ROSTER

Name	Career GP/GS
S Mike Adams	206/133
DE Mario Addison	95/20
RB C.J. Anderson	58/36
WR Damiere Byrd	9/3
DE Bryan Cox, Jr.	7/0
CB Lorenzo Doss	15/0
K Graham Gano	122/0
QB Taylor Heinicke	1/0
DE Wes Horton	61/30
LB Ben Jacobs	57/0
LS J.J. Jansen	144/0
C Tyler Larsen	22/15
DT Kyle Love	84/28
G Brendan Mahon	0/0
TE Chris Manhertz	23/6
LB Jared Norris	25/0
DE Efe Obada	0/0
P Michael Palardy	23/0
G Greg Van Roten	21/0

MOST PRO BOWLERS ON ROSTER

The Carolina Panthers lead the NFL with the most Pro Bowlers on the team's roster with 14. In 2015, Carolina led the NFL with 10 Pro Bowl selections, setting a franchise record.

PRO BOWLERS ON ROSTER

Team	Pro Bowlers
Carolina	14
Philadelphia	13
Atlanta	12
Los Angeles Rams	12
Oakland	12

PANTHERS PRO BOWLERS

Name	Number of Selections
Julius Peppers	9 (5-Car, 3-Chi, 1-GB)
Luke Kuechly	5
Ryan Kalil	5
Thomas Davis*	3
Cam Newton	3
Greg Olsen	3
Trai Turner	3
Mike Adams	2 (2-Ind)
Dontari Poe	2 (2-K.C.)
Graham Gano	1
Kawann Short	1
J.J. Jansen	1
C.J. Anderson	1 (1-Den)
Matt Kalil**	1 (1-Min)

*-suspended through Week 5

**-IR





TEAM NOTES

IRONMEN GOING STRONG

The Panthers have several players that maintain long streaks in terms of consecutive games played and consecutive starts.

Julius Peppers ranks fourth in the NFL in consecutive games played with 160.

CONSECUTIVE GAMES PLAYED, ALL POSITION PLAYERS (active)

Player	Consecutive Games Played
Philip Rivers, LAC	193
William Gay, NY-G	176
Julius Peppers, Car.	160

CONSECUTIVE GAMES PLAYED, DEFENSIVE ENDS (active)

Player	Consecutive Games Played
Julius Peppers, Car.	160
Cameron Jordan, N.O.	112

CONSECUTIVE GAMES PLAYED, DEFENSIVE TACKLES (active)

Player	Consecutive Games Played
Ndamukong Suh, LA-R	99
Damon Harrison, NYG	81
Kawann Short, Car.	80

CONSECUTIVE GAMES STARTED, DEFENSIVE TACKLES (active)

Player	Consecutive Games Started
Ndamukong Suh, LA-R	99
Damon Harrison, NYG	80
Kawann Short, Car.	57

CONSECUTIVE GAMES STARTED, RUNNING BACKS (active)

Player	Consecutive Games Started
Frank Gore, Ind.	108
Isaiah Crowell, Cle.	33
Jordan Howard, Chi.	29
LeSean McCoy, Buf.	24
C.J. Anderson, Car.	16

CLOSE FINISHES

In 2017, the Panthers finished 7-1 in games decided by seven or fewer points and 4-0 in games decided by three or fewer points in the regular season.

Seven wins by seven or fewer points were the second-most in the NFL in 2017 behind Pittsburgh's eight wins. It also marked the second-most single-touchdown margins in franchise history behind the 2003 season which featured 10 wins.

Below is a listing of the most wins by seven or fewer points in a season in franchise history. The Panthers had at least four wins by seven or fewer points in seven of the team's eight trips to the playoffs.

WINS BY 7 OR FEWER POINTS, FRANCHISE HISTORY

Season	Record
2003	10-2*
2017	7-1*
2015	6-1*
2008	5-1*
2013	5-2*
2014	4-2-1*
2005	4-3*
2006	4-4
2002	4-4
1995	4-4

*-went to playoffs





DUAL-THREAT QUARTERBACK

Quarterback Cam Newton had 28 total touchdowns (22 passing, six rushing) in 2017, pushing his career total to 212. The 212 touchdowns finished as the third-most total touchdowns in NFL history through a quarterback's first seven seasons.

As Newton enters his eighth season, he needs 13 total touchdowns to pass Brett Favre's total through his first eight seasons, which would rank third all-time.

MOST TOTAL TOUCHDOWNS / FIRST 8 SEASONS

Player	Total TD	Pass TD	Rush TD
Peyton Manning	253	244	9
Dan Marino	246	241	5
Brett Favre	224	213	11
Cam Newton	212	158	54

Newton is the only player to lead a current NFL franchise in both career touchdown passes (158) and career rushing touchdowns (54). Newton is the first quarterback in NFL history with at least 50 rushing touchdowns in a career.

Newton has 37 career games with both a passing and rushing touchdown, the most in NFL history.

As he enters his eighth season, Newton needs 2,033 total yards to catch Dan Marino and 4,460 yards to catch Peyton Manning for most combined yards after a quarterback's first eight seasons.

MOST COMBINED YARDS RUSH & PASS / FIRST 8 SEASONS

Player	Total Yards	Pass Yards	Rush Yards
Peyton Manning	33,854	33,189	665
Matt Ryan	33,520	32,757	763
Dan Marino	31,427	31,416	11
Matthew Stafford	31,154	30,303	851
Cam Newton	29,394	25,074	4,320

Newton is one of just three players in NFL history, along with Peyton Manning of the Indianapolis Colts (1998-2004) and Andy Dalton of the Cincinnati Bengals (2011-17), to have at least 3,000 passing yards in each of their first seven seasons.

He has recorded six seasons of at least 3,000 passing yards and 500 rushing yards, the most in NFL history.

Newton has now rushed for at least 700 yards in three NFL seasons and joins Michael Vick (three) as the only quarterbacks with three 700-yard rushing seasons in a career.

ALL-TIME RUNNING QUARTERBACK

Cam Newton has continued to move up the all-time ranks for total rushing yardage among all-time quarterbacks. Newton ranks third all-time in rush yards by a quarterback in NFL history.

Newton has more rushing yards than Michael Vick (3,954) through Vick's first seven seasons of his career. Newton needs 609 rushing yards to pass Randall Cunningham for second all-time.

RUSH YARDS BY A QB / NFL / ALL-TIME

Player	Yards	Years
Michael Vick	6,109	2001-06, 2009-15
Randall Cunningham	4,928	1985-01
Cam Newton	4,320	2011-pres
Steve Young	4,239	1985-99

THIRD IN FRANCHISE IN RUSHING YARDS

Cam Newton ranks third in franchise history in rushing yards, trailing DeAngelo Williams and Jonathan Stewart.

Newton is the only quarterback in NFL history to rank in the top three in a franchise in rushing yards. Randall Cunningham tallied 4,482 rushing yards with Philadelphia, meaning Newton needs 162 rush yards for the most by a quarterback with a single team.

CAROLINA PANTHERS ALL-TIME RUSHING LEADERS

Player	Yards
Jonathan Stewart, 2008-present	7,318
DeAngelo Williams, 2006-14	6,846
Cam Newton, 2011-present	4,320
DeShaun Foster, 2003-07	3,336

RUSHING AND RUNNING AND RUNNING

In 2017, Cam Newton rushed for 754 yards on 139 attempts for a rushing average of 5.42 per carry. He set new career highs in rushing yards and rush attempts.

It marked the second time in his career that he led the team in rushing after posting a team-best 741 rushing yards in 2012.

Newton had two rushes over 60 yards in 2017: a 69-yarder against Miami (11/13) and a 62-yarder against Minnesota (12/10). He is the only quarterback in NFL history with two runs over 60 yards in the same season.

Newton tallied six rushing touchdowns, becoming the only player with at least five rushing touchdowns in all seven seasons since 2011, and the first player since Adrian Peterson (2007-13) with a seven-year streak of five rushing touchdowns each season.

Newton led all quarterbacks in terms of rushing yardage (754), longest rush (69), rushing attempts (139), rushing first downs (46) and tied for first in rushing touchdowns (6).

RUSH YARDS BY A QB / NFL / 2017

Player	Yards	Avg.	Long	1stD	TDs
Cam Newton, Car.	754	5.42	69	46	6
Russell Wilson, Sea.	586	6.17	31	35	3
Tyrod Taylor, Buff.	427	5.08	32	26	4
DeShone Kizer, Cle.	419	5.44	20	27	5



NEWTON IS PANTHERS ALL-TIME PASSER

As he enters his eighth season, quarterback Cam Newton is the Panthers' all-time record holder in passing yards (25,074), passing touchdowns (158), pass attempts (3,420), pass completions (2,001), 300-yard passing games (16) and QB wins (62).

PANTHERS CAREER LEADERS, PASSING YARDS

Player	Yards	Att	Cmp	TD
Cam Newton, 2011-	25,074	3,420	2,001	158
Jake Delhomme, 2003-09	19,258	2,669	1,580	120
Steve Beuerlein, 1996-2000	12,690	1,723	1,041	86
Kerry Collins, 1995-98	8,306	1,340	694	47

NEWTON MOVES THE CHAINS

Quarterback Cam Newton has been successful moving the chains with his legs since entering the NFL in 2011, with 323 of his 828 rushes going for first downs. The 39.0 rushing first down percentage is the top mark in the NFL during that time (min. 400 attempts).

He led the NFL in rushing first down percentage in each of his first five seasons with a career-high mark of 43.7 percent in 2014.

In 2017, Newton ranked eighth in the NFL with a first-down rush percentage of 33.1 (min. 50 att).

NFL LEADERS / RUSHING 1ST DOWN PCT / 2011-17

Player	1st Pct.	1st	Att
Cam Newton, Car.	39.0	323	828
Russell Wilson, Sea.	32.5	188	578
Alex Smith, K.C.	28.0	112	400
Ezekiel Elliott, Dal.	25.9	146	564

NEWTON IN THE RED ZONE

Newton adds wrinkles to the Panthers running game at every point in the field, but he is especially effective in the red zone. Due to his size and running ability, Newton makes the Panthers offense difficult to defend in a short field.


Since 2011, Newton leads all players in rushing touchdowns in the red zone with 52.

RUSHING TOUCHDOWNS / RED ZONE / SINCE 2011

Player	Rushing TDs
Cam Newton, Car.	52
Marshawn Lynch, Oak.	49
DeMarco Murray, Ten.	44
LeSean McCoy, Buf.	40



NEWTON RUSHES INTO THE END ZONE



Cam Newton

Quarterback Cam Newton's 54 rushing touchdowns are the third-most among active players in the NFL since his rookie season in 2011.

Newton is the only player in the NFL with five or more rushing touchdowns in each of the last seven seasons (2011-17).

NFL LEADERS, RUSHING TOUCHDOWNS, 2011-17

Player	TDs
Marshawn Lynch, Oak.	58
LeSean McCoy, Buf.	55
Cam Newton, Car.	54
LeGarrette Blount, Phi.	45

Newton scored a team-leading 14 rushing touchdowns in 2011, the most-ever by a quarterback in NFL history, surpassing the previous mark of 12 by Steve Grogan in 1976. Newton's 54 career rushing touchdowns are the most by a quarterback since the NFL-AFL merger in 1970.

NFL QUARTERBACKS LEADERS SINCE 1970, RUSHING TD

Player	TDs
Cam Newton, 2011-present	54
Steve Young, 1985-99	43
Kordell Stewart, 1995-2005	38

Newton has the most rushing touchdowns in Panthers franchise history with 54. He also ranks third in franchise history in total touchdowns, trailing Jonathan Stewart by four touchdowns.

CAROLINA PANTHERS ALL-TIME RUSHING TOUCHDOWN LEADERS

Player	Rush TD
Cam Newton, 2011-present	54
Jonathan Stewart, 2008-17	51
DeAngelo Williams, 2006-14	46
Stephen Davis, 2003-05	20

MOST TOTAL TOUCHDOWNS / PANTHERS HISTORY

Team	Total TD	Rush TD	Rec TD	Ret TD
Steve Smith Sr., 2001-13	75	2	67	6
Jonathan Stewart, 2008-17	58	51	7	0
Cam Newton, 2011-pres	54	54	0	0
DeAngelo Williams, 2006-14	53	46	7	0
M. Muhammad, 1996-2009	50	0	50	0

**NEWTON'S GAME-WINNING DRIVES**

Quarterback Cam Newton has led 15 career game-winning drives (defined as a drive that puts the team ahead for good in the fourth quarter or overtime).

Newton's three game-winning drives in 2017 were the third-most in a season in his career and tied for seventh-most in the NFL in 2017.

CAM NEWTON, GAME-WINNING DRIVES**vs. Jacksonville (9/25/11)**

Directed the Panthers 55 yards on five plays in 2:24...Completed all three pass attempts for 47 yards and scrambled once for 7 yards, capped by a 16-yard touchdown pass to tight end Greg Olsen.

at Philadelphia (11/26/12)

Guided the Panthers 40 yards on seven plays in 3:36 to set up a 23-yard field goal by Graham Gano...Completed two-of-three passes for 31 yards and picked up 7 yards rushing on two carries.

at San Francisco (11/10/13)

Led the Panthers 9 yards on seven plays in 3:30 to set up a 53-yard field goal by Graham Gano.

vs. New England (11/18/13)

Directed the Panthers 83 yards on 13 plays in 5:33...Completed five-of-eight pass attempts for 57 yards and rushed once for 15 yards, capped by a 25-yard touchdown pass to wide receiver Ted Ginn, Jr.

at Miami (11/24/13)

Led the Panthers 80 yards on 12 plays in 3:30...Completed five-of-seven passes for 34 yards and rushed three times for 16 yards...Converted key fourth down attempt from Carolina's 20-yard line with pass to Steve Smith...Capped drive with 1-yard touchdown pass to tight end Greg Olsen.

vs. New Orleans (12/22/13)

Directed the Panthers 65 yards on five plays in 32 seconds...Completed three-of-five passes (including a spike) for 65 yards, including a 14-yard touchdown pass to wide receiver Domenik Hixon.

vs. Chicago (10/5/14)

After a fumble by Chicago, directed the Panthers 23 yards on six plays in 2:00...Completed two-of-three passes for 17 yards, including a 6-yard touchdown pass to tight end Greg Olsen.

vs. Cleveland (12/28/14)

Led the Panthers 66 yards on seven plays in 2:52...Completed three-of-four passes for 44 yards and rushed twice for 19 yards, capped by a 9-yard touchdown pass to running back Jonathan Stewart.

at Seattle (10/18/15)

Led the Panthers 80 yards on eight plays in 1:48...Completed six-of-seven passes (including a spike) for 89 yards, capped by a 26-yard touchdown pass to tight end Greg Olsen.

vs. Indianapolis (11/3/15)

Led the Panthers 5 yards on four plays in 1:40 to set up a 52-yard field goal by Graham Gano in overtime.

at New Orleans (12/6/15)

Led the Panthers 75 yards on 11 plays in 4:16...Completed 5-of-8 passes for 63 yards...Added three rushes for 7 yards...Capped the drive with a 15-yard touchdown pass to Jerricho Cotchery.

at New York Giants (12/20/15)

Led the Panthers 49 yards on eight plays in 1:46 to set up a 43-yard field goal from Graham Gano as time expired...Completed 3-of-5 passes (including a spike) for 37 yards...Added two rushes for 12 yards.

at New England (10/1/17)

Led the Panthers 46 yards on 10 plays to set up a 48-yard field goal from Graham Gano as time expired to break a tie...Completed 1-of-3 passes for five yards, converting a third down...Rushed for 11 yards on three carries.

vs. Minnesota (12/10/17)

Led the Panthers 75 yards on five plays to set up a one-yard touchdown run from Jonathan Stewart to break a tie with 1:50 remaining...Keyed the drive with a 62-yard run to the Vikings eight-yard line.

vs. Tampa Bay (12/24/17)

Led the Panthers 59 yards on 10 plays, capped by a three-yard touchdown run by Newton...Completed 4-of-7 passes for 52 yards, while also running for five yards including the go-ahead touchdown with 39 seconds remaining.



McCAFFREY RUNS

Running back Christian McCaffrey finished his rookie season with 435 rushing yards on 117 carries. He averaged 3.7 yards on the ground with two rushing touchdowns.

McCaffrey set a franchise record for most scrimmage yards by a Panthers rookie. He accumulated 1,086 yards from scrimmage, 78 more yards than Kelvin Benjamin's 1,008 scrimmage yards in 2014.

Adding in his work on special teams and as a receiver, McCaffrey held his own in all-purpose yards in 2017. He finished fifth in the NFL in all-purpose yards among rookies with 1,306.

NFL LEADERS / ALL-PURPOSE YARDS / ROOKIES

Player	Yards
Alvin Kamara, N.O.	1,901
Kareem Hunt, K.C.	1,782
Tarik Cohen, Chi.	1,578
Leonard Fournette, Jac.	1,342
Christian McCaffrey, Car.	1,306

Among all-time Carolina Panthers rookies, McCaffrey finished third in all-purpose yards, finishing 131 yards behind DeAngelo Williams.

PANTHERS LEADERS / ALL-PURPOSE YARDS / ROOKIE SEASON

Player	Yards	Year
Steve Smith	1,994	2001
DeAngelo Williams	1,437	2006
Christian McCaffrey	1,306	2017
Jonathan Stewart	1,232	2008



ANDERSON FRESH OFF 1,000

Running back C.J. Anderson comes to Carolina fresh off a 1,000-yard rushing season in Denver (1,007). He added 224 receiving yards to rank 12th in the NFL in yards from scrimmage by a running back (1,231).

Since entering the league as an undrafted free agent in 2013, Anderson has only lost three fumbles in 693 career carries, tying for third in the NFL in fewest fumbles since 2013 (min. 600 carries).

McCAFFREY CATCHES

Christian McCaffrey finished as the franchise record-holder for most receptions (80), receiving yards (651) and receiving touchdowns (5) by a running back in a single season in 2017. He also set the franchise record for most receptions by a rookie, scrimmage yards by a rookie (1,086), yards after catch by a rookie (593) and first downs by a rookie (57).

His 101-yard receiving game against New Orleans (9/24/17) tied the single-game franchise mark for most receiving yards by a running back, while his 10 receptions against Philadelphia (10/12/17) were the most by a running back or rookie in franchise history.

McCaffrey finished second in receptions by a rookie running back and second in receiving yards by a rookie running back in the NFL in 2017. His 80 receptions rank fourth all-time by rookie running backs while he became the first rookie running back in NFL history with 80 receptions and five receiving touchdowns in a season.

RECEPTIONS / RUNNING BACKS / ROOKIES

Player	Receptions
Alvin Kamara, N.O.	81
Christian McCaffrey, Car.	80
Kareem Hunt, K.C.	53
Tarik Cohen, Chi.	53

RECEIVING YARDS / RUNNING BACKS / ROOKIES

Player	Yards
Alvin Kamara, N.O.	826
Christian McCaffrey, Car.	651
Kareem Hunt, K.C.	455
Tarik Cohen, Chi.	353

McCaffrey finished third in receiving yards by rookie Panthers, regardless of position.

RECEIVING YARDS / CAROLINA, SINGLE SEASON / ROOKIES

Player	Year	Receiving Yards
Kelvin Benjamin	2014	1008
Keary Colbert	2004	754
Christian McCaffrey	2017	651

ARMAH'S UNDERDOG STORY

Panthers fullback Alex Armah was not seen as a lock for a 53-man roster, not to mention a starting fullback spot when he was drafted in 2017 out of Division II West Georgia, one of six D-II players drafted in 2017. However, he has solidified his position as the Panthers fullback despite not playing the position since high school.

At West Georgia, he became the first player in Gulf South conference history to earn All-Conference honors on both offense and defense as he played defensive end and tight end.



OLSEN AMONG ALL-TIME TE LEADERS

With 635 receptions, 7,519 receiving yards and 53 touchdown receptions in his career, tight end Greg Olsen ranks in the top 10 all-time among NFL tight ends in receptions and receiving yards and is tied for 10th in receiving touchdowns.

Olsen ranks seventh all-time among tight ends in receiving yards and sixth all-time among tight ends in receptions.

ALL-TIME NFL RECEIVING YARDS LEADERS, TIGHT ENDS

Player	Rec.	Yds	TD
Tony Gonzalez, 1997-2013	1,325	15,127	111
Jason Witten, 2003-17	1,152	12,448	68
Antonio Gates, 2003-	927	11,508	114
Shannon Sharpe, 1990-2003	815	10,060	62
Ozzie Newsome, 1978-90	662	7,980	47
Jackie Smith, 1963-78	480	7,918	40
Greg Olsen, 2007-present	639	7,556	53

Olsen is tied for 10th among NFL tight ends with 53 career touchdowns. Former Panther Wesley Walls ranks ninth with 54 career touchdowns.

Olsen ranks second in receiving yards (7,556) among active tight ends, trailing Antonio Gates (11,508). He also ranks fifth in receptions (639) among all active players.

NFL RECEPTIONS LEADERS, ACTIVE PLAYERS

Player	Rec.	Yds	TD
Larry Fitzgerald, Ari.	1,234	15,545	110
Brandon Marshall, NYJ	959	12,215	82
Antonio Gates, LA-C	927	11,508	114
Antonio Brown, Pit.	733	9,910	59
Greg Olsen, Car.	639	7,556	53
Demaryius Thomas, Den.	629	8,653	57

BACKUPS FROM DIFFERENT BACKGROUNDS

Carolina's reserve tight ends Chris Manhertz and Ian Thomas are both physically gifted but come from relatively limited big-time college football experience.

Thomas was drafted by the Panthers in the fourth round of the 2018 Draft, despite only starting in one season at Indiana with only 375 receiving yards in 2017. He had transferred from Nassau Community College where he was originally recruited as a basketball player.

Manhertz didn't play college football at all, signing as an undrafted free agent with the Bills after four seasons as a basketball player at Canisius, where he finished fourth in school history with 789 career rebounds.

Manhertz has played in 23 games with six starts over the last two seasons with Carolina.

OLSEN CLIMBING PANTHERS RANKS

Greg Olsen joined the Panthers in 2011 after a trade with the Chicago Bears in exchange for a third-round draft choice. Since then, Olsen has totaled 441 receptions for 5,538 yards and 33 touchdowns, putting him among the team's all-time leaders.

Olsen is the Panthers all-time receiving yards leader among tight ends and the Panthers all-time receptions leader among tight ends. He holds the team's tight end record with nine 100-yard receiving games. He is second among Panthers tight ends in career touchdowns (33) behind Wesley Walls (44).

PANTHERS CAREER REC. YARDS LEADERS

Player	Yds	Rec	TD	Seasons
Steve Smith, WR	12,197	836	67	2001-13
M. Muhammad, WR	9,255	696	50	1996-2009
Greg Olsen, TE	5,575	445	33	2011-
Wesley Walls, TE	3,902	324	44	1996-2002
Mark Carrier, WR	2,547	176	13	1995-98



Olsen ranks third all-time in franchise history with 12 100-yard receiving games in a Panthers uniform, including the playoffs. Since he joined the Panthers in 2011, his 12 100-yard games tie for third among all NFL tight ends.

PANTHERS CAREER 100-YARD RECEIVING GAMES

Player	Games	Single-Game High
Steve Smith, WR	46	218
M. Muhammad, WR	29	192
Greg Olsen, TE	12	181

NEW FACES IN RECEIVERS ROOM

Carolina will take the field with a new-look receiving corps in 2018. Of the six receivers on the current active roster, only Devin Funchess was active during Carolina's Wild Card playoff game last January in New Orleans.

Carolina traded for Torrey Smith from Philadelphia, signed Jarius Wright as a free agent from Minnesota, drafted DJ Moore in the first round and returned Damiere Byrd and Curtis Samuel from injury.



KUECHLY LEADS ALL TACKLERS

Since entering the NFL in 2012, press box crews have credited linebacker Luke Kuechly with 818 tackles, the most in the NFL.

NFL TACKLE LEADERS, 2012-17 (Press Box Stats)

Player	Tot	Sol	Ast
Luke Kuechly, Car.	818	516	302
Bobby Wagner, Sea.	776	465	303
Lavonte David, T.B.	764	547	217
Paul Posluszny, Jac.	696	517	179

He led the NFL in tackles in 2012 and 2014. In 2012, he became the first rookie since San Francisco's Patrick Willis in 2007 to lead the NFL in tackles.

Kuechly has the most tackles (press box) in NFL history over any player's first six seasons in the league.

After film review, Panthers' coaches have credited Kuechly with 930 career tackles, the third-most in team history.

In 2017, Kuechly had a team-high 134 tackles despite missing one game. He is the only player in franchise history with more than 100 tackles in each of his first six seasons as a Panther.

Kuechly has racked up his tackle totals by owning three of the top five single-season tackle totals in team history, including a team-record 205 stops as a rookie in 2012. Kuechly has led the team in tackles in five of his first six seasons (2012-17).

PANTHERS SINGLE-SEASON LEADERS, TACKLES (Coaches Film Review)

Player	Tackles	Seasons
Luke Kuechly	205	2012
Luke Kuechly	176	2013
James Anderson	174	2011
Jon Beason	169	2009
Luke Kuechly	166	2014



KUECHLY LEADS LBs IN INTS

In 2017, Luke Kuechly grabbed three interceptions leading all Panthers and tying for first in the NFL in picks among linebackers.

Kuechly added two opponent fumble recoveries for five total takeaways, tying for the most among linebackers in the NFL in 2017.

Since entering the league in 2012, Luke Kuechly has tallied 15 interceptions, the most among NFL linebackers during that time.

Teammate Thomas Davis ranks behind only Kuechly during that time with 10.

NFL LEADERS, LINEBACKERS, INTERCEPTIONS, 2012-17

Team	INTs
Luke Kuechly, Car.	15
Thomas Davis, Car.	10
Lavonte David, T.B.	10
Paul Posluszny, Jac.	9
Karlos Dansby, Ari.	9
Craig Robertson, N.O.	9

Since 2012, Kuechly also leads NFL linebackers in total takeaways (22), tallying 15 interceptions and seven opponent fumble recoveries. That number ties for seventh among all players over that span and ties for fourth all-time in franchise history.

Davis ranks fourth with 16 total takeaways (10 interceptions, six opponent fumble recoveries).

NFL LEADERS, LINEBACKERS, TOTAL TAKEAWAYS, 2012-17

Team	INTs
Luke Kuechly, Car.	22
Lavonte David, T.B.	21
Craig Robertson, N.O.	18
Thomas Davis, Car.	16
C.J. Mosley, Balt.	14
Bobby Wagner, Sea.	14

THOMPSON READY FOR HIS TURN

Shaq Thompson will get a chance to start in place of Thomas Davis for the first four games as Davis serves a suspension. A 2015 draft pick, Thompson has performed well in somewhat limited playing time.

Last season, Thompson ranked fourth on the team with 75 tackles and two sacks.

This preseason, Thompson tied for fourth in the NFL with three tackles for loss while making 12 total tackles and grabbing an interception in the preseason opener at Buffalo.



PEPPERS MAKES HISTORY

Julius Peppers currently ranks fourth all-time in NFL history with 154.5 career sacks. He is Carolina's all-time leader in sacks with 92.0 of his career sacks coming as a Panther.



Peppers has at least seven sacks in 15 of his 16 NFL seasons. In 2017, he tied for the team lead with 11 sacks.

He has the most sacks of any active NFL player, and he is the only player in NFL history with 150 sacks and 10 or more interceptions.

Three of the top four sack artists in NFL history played for the Panthers at some point.

NFL CAREER SACK LEADERS

Player	Sacks	Seasons
Bruce Smith	200.0	1985-2003
Reggie White	198.0	1985-2000
Kevin Greene	160.0	1986-99
Julius Peppers	154.5	2002-present



Three of the top four sack artists in NFL history played for the Panthers at one point in their career.

KNOCK IT LOOSE

Julius Peppers is Carolina's all-time leader in forced fumbles (31), and had two in 2017. In his career, he has 49 forced fumbles, good for second in the NFL since 2000. Peppers needs four forced fumbles to pass Robert Mathis (52) for most forced fumbles since 2000.

PANTHERS CAREER LEADERS, FORCED FUMBLES

Player	FF	Seasons
Julius Peppers	31	2002-09; 2017-pres.
Charles Johnson	20	2007-17
Thomas Davis	16	2005-pres.
Mike Minter	16	1997-2006
Mike Rucker	14	1999-2007

Peppers ranks second in franchise history with nine fumble recoveries.

PANTHERS CAREER LEADERS, FUMBLE RECOVERIES

Player	FR	Seasons
Mike Minter	11	1997-2006
Julius Peppers	9	2002-09; 2017-pres.
Thomas Davis	9	2005-pres.

His 20 career fumble recoveries rank second in the NFL since 2000. He trails Jason Taylor who had 29 career fumble recoveries.

LONGEVITY

Julius Peppers is the longest tenured active defensive player in the NFL, tallying 250 career games played in the regular season, and another 18 career playoff games. He has also played in 160 consecutive games, tied with Brandon Carr for the most by any active defensive player.

Peppers is moving up the all-time charts for career games played by a defensive player (regular season). He is currently ranked eighth and just four games behind Charles Woodson. Jim Marshall holds the record for most career games by a defensive end with 282.

NFL CAREER LEADERS / GAMES PLAYED / DEFENDERS

Player	GP	Seasons
Darrell Green	295	1983-02
Jim Marshall	282	1960-79
Bruce Smith	279	1985-03
Clay Matthews Jr.	278	1978-96
Junior Seau	268	1990-09
London Fletcher	256	1998-13
Charles Woodson	254	1998-15
Julius Peppers	250	2002-pres.



SUPER CONSISTENT SUPER MARIO

Defensive end Mario Addison set new career bests in 2017, finishing tied for the team lead in sacks with 11, tying for 11th overall in the NFL.



Addison has recorded 19.0 sacks over his last 23 games, dating back to a 2016 game at the Los Angeles Rams (11/6/16). He is tied for third in the NFL in sacks over that span.

NFL SACK LEADERS / SINCE NOV. 6, 2016

Player	Sacks
Chandler Jones, Ariz.	23.0
Calais Campbell, Jac.	20.5
Mario Addison, Car.	19.0
Joey Bosa, LA-C	19.0
Cameron Wake, Mia.	19.0

Addison began his career as an undrafted free agent out of Troy, signing with the Chicago Bears in 2011. He spent time with the Bears, Colts and Redskins before landing on the Panthers in 2012.

He has 36.5 career sacks which ranks third in the NFL among active players that were undrafted free agents.

NFL SACK LEADERS / ACTIVE / UNDRAFTED

Player	Career Sacks
Cameron Wake, Mia.	92.0
Michael Bennett, Phi.	54.0
Mario Addison, Car.	36.5

WELCOME POE

The Panthers signed defensive tackle Dontari Poe this offseason and he will be a welcome addition. Since 2012 when Poe was drafted by Kansas City, he ranks sixth in the NFL in tackles (230) and pass deflections (14) by a defensive tackle.

TACKLES (press box) BY NFL DEFENSIVE TACKLES / 2012-18

Player	Tackles
Linval Joseph, Min.	366
Ndamukong Suh, LA-R	317
Jurrell Casey, Tenn.	308
Marcell Dareus, Jax.	277
Kyle Williams, Buf.	261
Dontari Poe, Car.	230
Gerald McCoy, T.B.	230

SHORT STANDS TALL AMONG SACK LEADERS

Defensive tackle Kawann Short led all Panthers defensive linemen with 53 tackles in 2017, accumulating 7.5 sacks. He also registered 29 QB pressures, second on the team, and had two forced fumbles and one fumble recovery.

Short tied for second in the NFL in forced fumbles among defensive tackles in 2017, and he was third among defensive tackles in sacks.



Since the start of 2015, Short has 24.5 sacks, third in the NFL by a defensive tackle over the past three seasons.

NFL DEFENSIVE TACKLE SACK LEADERS / 2015-17

Team	Sacks
Aaron Donald, L.A.-R	30.0
Geno Atkins, Cin.	29.0
Kawann Short, Car.	24.5
Gerald McCoy, T.B.	21.5

WES IS MORE

Defensive end Wes Horton led the Panthers with three forced fumbles in 2017, ranking fifth among defensive ends in the NFL.

Dating back to Week 15 of the 2016 season, Horton has made five forced fumbles, tying for second among all players in the NFL over that span.

FORCED FUMBLES / NFL / SINCE DEC. 19, 2016

Player	Forced Fumbles
Yannick Ngakoue, Jac.	6
Wes Horton, Car.	5
Aaron Donald, LA-R	5
Bruce Irvin, Oak.	5
Lavonte David, T.B.	5



ADAMS KEEPS TAKING IT AWAY

Safety Mike Adams joined the Panthers as a free agent before the 2017 season and had two interceptions last year to go with two fumble recoveries, one forced fumble and 75 total tackles.

Adams has 14 interceptions over the last four seasons, tied for fifth-most in the NFL in that span, despite entering his 15th season in 2018.

NFL INDIVIDUAL LEADERS, INTERCEPTIONS, 2014-2017

Player	Interceptions
Marcus Peters, K.C.	19
Reggie Nelson, Oak.	18
Brent Grimes, T.B.	16
Glover Quin, Det.	16
Mike Adams, Car.	14
3 others	14

Adams has had a prolific career in recording takeaways, both by interception and fumble recovery. He recorded 21 total takeaways over the last three seasons, good for third in the NFL in that span.

Over his career, Adams has tallied 43 takeaways (27 interceptions, 16 fumble recoveries). That mark ranks second among all active defensive players behind Minnesota's Terence Newman.

NFL LEADERS, TOTAL TAKEAWAYS, ALL-TIME, ACTIVE PLAYERS

Player	INTs	FRs	Total Takeaways
Terence Newman, Min.	42	7	49
Mike Adams, Car.	27	16	43
Reggie Nelson, Oak.	36	7	43
Tramon Williams, G.B.	32	8	40

Adams and teammate Julius Peppers (20) rank first and second in career fumble recoveries among active players.



BRADBERRY THE VET AT CORNER

Cornerback James Bradberry had a strong sophomore campaign in 2017 as the Panthers top corner. He recorded two interceptions with 10 pass deflections, two forced fumbles and a sack.

He was rated third in the NFL by Pro Football Focus for opponent catch rate (25.0%) against him in the red zone.

In 2017, Bradberry had 85 tackles according to press box statistics, ranking first in the NFL among cornerbacks.

TACKLES (press box) / CORNERBACKS / NFL / 2017

Name	Tackles
James Bradberry, Car.	85
T.J. Carrie, Oak.	84
Darqueze Dennard, Cin.	83



**GANO MOVES UP PANTHERS SCORING LIST**

Kicker Graham Gano had 121 points in 2017, his fifth consecutive season with at least 100 points scored. He converted 29-of-30 field goal attempts with his only miss coming from 55 yards.

Gano has 670 points in his Panthers career (2012-present), the second-most in franchise history. John Kasay (1,482 from 1995-2010) is the franchise's all-time leader.

CAROLINA PANTHERS CAREER LEADERS, POINTS SCORED

Player	Points	Seasons
John Kasay, K	1,482	1995-2010
Graham Gano, K	670	2012-17
Steve Smith, WR	454	2001-13
DeAngelo Williams, RB	322	2006-14
Jonathan Stewart, RB	312	2008-17

Since 2012, Gano's 670 points rank eighth in the NFL.

**TEAM RECORD IN FG PERCENTAGE**

Earning his first trip to the Pro Bowl in 2017, Graham Gano led the NFL in field goal accuracy (min. 10 attempts), hitting on 29-of-30 tries for 96.7 percent. His only miss came from 55 yards away.

Gano set the Panthers single-season record for field goal percentage. The previous record was 92.9 (26-of-28) set by Joe Nedney in 2000.

FG PERCENTAGE LEADERS / NFL (min. 10 attempts)

Player	FG-FGA	Pct.
Graham Gano, Car.	29-30	96.7
Robbie Gould, S.F.	39-41	95.1
Greg Zuerlein, LA-R	38-40	95.0
Josh Lambo, Jac.	19-20	95.0

GANO SETS FRANCHISE TOUCHBACK RECORD

In addition to his field goal abilities, kicker Graham Gano has been important in the field position game. Since the start of 2013, Gano is tied for first in the NFL with a 76.3 touchback percentage (min. 100 kickoffs).

TOUCHBACK PERCENTAGE / NFL / 2013-17

Player	TB%	KO	TB
Graham Gano, Car.	76.3	430	326
Jason Myers, Jac.	76.2	195	141
Bradley Pinion, S.F.	73.1	167	122

Gano started the 2017 season with 15 consecutive kickoffs resulting in touchbacks, the longest such streak in the NFL since the merger in 1970. 70 of Gano's 83 kickoffs this season resulted in touchbacks. The 84.8 percent mark led the league and broke his own franchise record of 79.7, set in 2013.

TOUCHBACK PERCENTAGE / NFL / 2017

Player	TB%	KO	TB
Graham Gano, Car.	84.8	83	70
Bradley Pinion, S.F.	81.0	79	64
Harrison Butker, K.C.	78.2	78	61

Gano's percentage ranked third in the NFL for a single season dating back to 2000. Pat McAfee sported a mark 90.5 (67-77) in 2015.

Gano also broke his own franchise record of 69 touchbacks, set in 2015, with his 70 touchbacks this season.

PALARDY SETS PUNTING RECORD

Punter Michael Palardy finished the 2017 season with a franchise record for net punting average at 42.4, a mark that ranked sixth in the league.

Palardy uncorked a career-long 63-yard punt at the New York Jets (11/27/17).

Over weeks 8-12, he led the NFL in net average and was fifth in punts inside the 20.





CAROLINA ON MY MIND

The Carolina Panthers active roster and coaching staff has a distinctive local feel. Three coaches and six players either hail from North Carolina or South Carolina or played collegiately in the Carolinas. The Universities of North Carolina and South Carolina are tied with Maryland for the most players (3) on the current roster.

Coaches with ties to the Carolinas (3)

Coach	Position
Jerricho Cotchery	Assistant Wide Receivers
Joe Kenn	Strength and Conditioning
Travelle Wharton	Assistant Offensive Line

Hometown/College

North Carolina State
Wake Forest
Fountain Inn, S.C. / South Carolina



Players with ties to the Carolinas (6)

Player	Position	Hometown/College
Damiere Byrd	Wide Receiver	South Carolina
Captain Munnerlyn	Cornerback	South Carolina
Julius Peppers	Defensive End	Bailey, N.C. / North Carolina
Corey Robinson	Tackles	Havelock, N.C. / South Carolina
Da'Norris Searcy	Safety	North Carolina
Andre Smith	Linebacker	North Carolina

ROSTER RUNDOWN

Here's a look at Carolina's roster for Kickoff Weekend of the 2018 season.

Rookies and first-year players	9
Players with three years or less NFL experience	23
Players age 30 or older	11
Players drafted by Carolina	25
Average age	26.6

Other roster notables

Original Draftees	28-Armah, Artis-Payne, Bradberry, Butler, Carter Jr., Davis, Elder, Funchess, Gaulden, Haynes, Jackson, R. Kalil, Kuechly, Mayo, McCaffrey, Moore, Moton, Munnerlyn, Newton, Peppers, Samuel, Short, Silatolu, Smith, Thomas, Thompson, Turner, Williams
Oldest Player on roster	Julius Peppers - 38 years old (1/18/80)
Youngest Player on roster	Andre Smith - 21 years old (4/20/97)
Most experience	17 seasons, Julius Peppers
Tallest player(s) on roster	Julius Peppers - 6'7"
Shortest player(s) on roster	Captain Munnerlyn - 5'9"
The college that is represented the most:	South Carolina/Maryland/North Carolina - 3 players
Players not from FBS schools	6-Mike Adams (Delaware), Alex Armah (West Georgia), James Bradberry (Samford), Chris Manhertz (Canisius), Amini Silatolu (Midwestern State), Greg Van Roten (Penn)



CAROLINA PANTHERS 2018 TRANSACTIONS



2-Jan	CB	Lorenzo Doss	Reserve/Future signing	25-Jul	DE	Bryan Cox Jr.	Placed on physically unable to perform list (ankle)
8-Jan	DE	Efe Obada	Reserve/Future signing				
8-Jan	WR	Jamaal Jones	Reserve/Future signing	25-Jul	WR	Fred Ross	Placed on physically unable to perform list (hip)
8-Jan	G	Dorian Johnson	Reserve/Future signing				
8-Jan	WR	Austin Duke	Reserve/Future signing	1-Aug	DE	Bryan Cox Jr.	Passed physical
8-Jan	LB	Richie Brown	Reserve/Future signing	1-Aug	WR	Curtis Samuel	Passed physical
8-Jan	TE	Evan Baylis	Reserve/Future signing	1-Aug	CB	Ross Cockrell	Placed on injured reserve (leg)
8-Jan	WR	Rasheed Bailey	Reserve/Future signing	1-Aug	T	Adam Bisnowaty	Claimed off waivers (DET)
8-Jan	S	Damian Parms	Reserve/Future signing	5-Aug	DE	Julius Peppers	Passed physical
8-Jan	TE	Kent Taylor	Reserve/Future signing	7-Aug	WR	Fred Ross	Passed physical
8-Jan	S	Dezmen Southward	Reserve/Future signing	7-Aug	DT	Ashaad Mabry	Waived
8-Jan	CB	Zack Sanchez	Reserve/Future signing	7-Aug	DE	Sterling Bailey	Free agent signing
29-Jan	G	Greg Van Roten	Extension signing	12-Aug	DB	Alex Carter	Free agent signing
26-Feb	TE	John Theus	Waived	12-Aug	S	Damian Parms	Injured reserve
26-Feb	S	Kurt Coleman	Released	15-Aug	DE	Karter Schult	Waived
26-Feb	DE	Charles Johnson	Released	15-Aug	DE	Kiante Anderson	Free agent signing
28-Feb	RB	Jonathan Stewart	Released	19-Aug	TE	Jason Reese	Free Agent signing
6-Mar	K	Graham Gano	Extension signing	19-Aug	WR	Fred Ross	Waived with injury designation
7-Mar	CB	Teddy Williams	Released	20-Aug	WR	Fred Ross	Cleared waivers and placed on injured reserve
9-Mar	DT	Drew Iddings	Extension signing	21-Aug	G	Kyle Bosch	Waived
14-Mar	DE	Julius Peppers	Extension signing	31-Aug	TE	Chris Manhertz	Passed physical
14-Mar	CB	Daryl Worley	Traded to Philadelphia in exchange for WR Torrey Smith	1-Sep	RB	Kenjon Barner	Released
14-Mar	WR	Torrey Smith	Acquired in a trade with Philadelphia in exchange for CB Daryl Worley	1-Sep	WR	Rasheed Bailey	Waived
16-Mar	DT	Dontari Poe	Unrestricted free agent signing (Atlanta)	1-Sep	DE	Sterling Bailey	Waived
16-Mar	TE	Zach Banner	Claimed off waivers (Cleveland)	1-Sep	TE	Evan Baylis	Waived
20-Mar	WR	Jarius Wright	Free agent signing	1-Sep	T	Adam Bisnowaty	Waived
23-Mar	T	Jeremiah Sirles	Free agent signing	1-Sep	LB	Richie Brown	Waived
23-Mar	CB	Ross Cockrell	Unrestricted free agent signing (New York Giants)	1-Sep	DB	Alex Carter	Waived
23-Mar	S	Da'Norris Searcy	Free agent signing	1-Sep	T	Blaine Clausell	Waived
26-Mar	T	Amini Silatolu	Free agent signing	1-Sep	S	Demetrious Cox	Waived
26-Mar	CB	LaDarius Gunter	Free agent signing	1-Sep	T	Quinterrius Eatmon	Waived
16-Apr	QB	Taylor Heinicke	Claimed off waivers (Houston)	1-Sep	LB	Chris Frey	Waived
26-Apr	TE	Greg Olsen	Extension signing	1-Sep	CB	LaDarius Gunter	Waived
26-Apr	WR	DJ Moore	Drafted (1)	1-Sep	WR	Bug Howard	Waived
27-Apr	CB	Donte Jackson	Drafted (2)	1-Sep	T	Norman Price	Waived
27-Apr	S	Rashaan Golden	Drafted (3)	1-Sep	TE	Jason Reese	Waived
28-Apr	TE	Ian Thomas	Drafted (4a)	1-Sep	TE	Cam Serigne	Waived
28-Apr	DE	Michael Haynes	Drafted (4b)	1-Sep	DT	Tracy Sprinkle	Waived
28-Apr	LB	Jermaine Carter Jr.	Drafted (5)	1-Sep	T	Corey Robinson	Acquired in a trade with Philadelphia in exchange for an undisclosed 2020 draft pick
28-Apr	LB	Andre Smith	Drafted (7a)	1-Sep	DE	Zach Moore	Released
28-Apr	DT	Kendrick Norton	Drafted (7b)	1-Sep	S	Dezmen Southward	Released
1-May	TE	Kent Taylor	Waived	1-Sep	QB	Kyle Allen	Waived
1-May	T	Korren Kirven	Free agent signing	1-Sep	DE	Kiante Anderson	Waived
7-May	RB	CJ Anderson	Free agent signing	1-Sep	RB	Reggie Bonnafon	Waived
8-May	RB	Elijah Hood	Claimed off waivers (OAK)	1-Sep	CB	Lorenzo Doss	Waived
10-May	RB	Fozzy Whittaker	Placed on injured reserve (knee)	1-Sep	WR	Austin Duke	Waived
11-May	RB	Kenjon Barner	Free agent signing	1-Sep	WR	Mose Frazier	Waived
11-May	DT	Tracy Sprinkle	Free agent signing	1-Sep	C	Kyle Friend	Waived
11-May	LB	Chris Frey	Free agent signing	1-Sep	QB	Garrett Gilbert	Waived
11-May	RB	Reggie Bonnafon	Free agent signing	1-Sep	DE	Daeshon Hall	Waived
11-May	QB	Kyle Allen	Free agent signing	1-Sep	G	Taylor Hearn	Waived
11-May	G	Brendan Mahon	Free agent signing	1-Sep	G	Dorian Johnson	Waived
11-May	G	Taylor Hearn	Free agent signing	1-Sep	WR	Jamaal Jones	Waived
11-May	G	Kyle Bosch	Free agent signing	1-Sep	CB	Cole Luke	Waived
14-May	WR	Russell Shepard	Released	1-Sep	DT	Kendrick Norton	Waived
14-May	CB	Zack Sanchez	Waived with injury settlement	1-Sep	TE	Jason Vander Laan	Waived
14-May	DE	Karter Schult	Free agent signing	1-Sep	RB	Elijah Hood	Placed on injured reserve (knee)
14-May	CB	Kyle Friend	Free agent signing	1-Sep	CB	Kevon Seymour	Placed on injured reserve (shoulder)
14-May	G	Quinterrius Eatmon	Free agent signing	2-Sep	T	Jeremiah Sirles	Placed on injured reserve (hamstring)
14-May	WR	Bug Howard	Free agent signing	2-Sep	RB	Reggie Bonnafon	Practice squad signing
21-May	T	Korren Kirven	Waived	2-Sep	QB	Kyle Allen	Practice squad signing
21-May	TE	Jason Vander Laan	Free agent signing	2-Sep	WR	Mose Frazier	Practice squad signing
21-May	DT	Ashaad Mabry	Free agent signing	2-Sep	DT	Kendrick Norton	Practice squad signing
31-May	T	Zach Banner	Waived	2-Sep	DE	Kiante Anderson	Practice squad signing
4-Jun	G	Norman Price	Free agent signing	2-Sep	CB	Cole Luke	Practice squad signing
25-Jul	DT	Drew Iddings	Waived	2-Sep	S	Dezmen Southward	Practice squad signing
25-Jul	TE	Cam Serigne	Free agent signing	2-Sep	G	Taylor Hearn	Practice squad signing
25-Jul	WR	Curtis Samuel	Placed on non-football injury list (ankle)	2-Sep	TE	Jason Vander Laan	Practice squad signing
25-Jul	DE	Julius Peppers	Placed on physically unable to perform list (shoulder)	2-Sep	G	Dorian Johnson	Practice squad signing
25-Jul	TE	Chris Manhertz	Placed on physically unable to perform list (foot)	3-Sep	T	Matt Kalil	Placed on injured reserve (knee)
				3-Sep	CB	Lorenzo Doss	Free agent signing
				4-Sep	CB	Josh Hawkins	Practice squad signing
				4-Sep	DE	Kiante Anderson	Practice squad injured



CAROLINA PANTHERS 2018 UNOFFICIAL DEPTH CHART

OFFENSE

WR	17 Devin Funchess	13 Jarius Wright	18 Damiere Byrd
LT	72 Taylor Moton	77 Corey Robinson	
LG	65 Amini Silatolu	<u>63 Brendan Mahon</u>	
C	67 Ryan Kalil	69 Tyler Larsen	73 Greg Van Roten
RG	70 Trai Turner	73 Greg Van Roten	
RT	60 Daryl Williams	77 Corey Robinson	
TE	88 Greg Olsen	82 Chris Manhertz	<u>80 Ian Thomas</u>
WR	11 Torrey Smith	12 DJ Moore	10 Curtis Samuel
QB	1 Cam Newton	6 Taylor Heinicke	
FB	40 Alex Armah		
RB	22 Christian McCaffrey	20 CJ Anderson	34 Cameron Artis-Payne

DEFENSE

DE	97 Mario Addison	<u>98 Marquis Haynes</u>	94 Efe Obada
DT	99 Kawann Short	93 Kyle Love	
DT	95 Dontari Poe	92 Vernon Butler	
DE	90 Julius Peppers	96 Wes Horton	91 Bryan Cox Jr.
SLB	54 Shaq Thompson	<u>56 Jermaine Carter Jr.</u>	<u>57 Andre Smith</u>
MLB	59 Luke Kuechly	55 David Mayo	52 Jared Norris
WLB	55 David Mayo	53 Ben Jacobs	
LCB	24 James Bradberry	41 Captain Munnerlyn	31 Lorenzo Doss
RCB	<u>26 Donte Jackson</u>	35 Corn Elder	
SS	21 Da'Norris Searcy	42 Colin Jones	
FS	29 Mike Adams	<u>28 Rashaan Gaulden</u>	

SPECIAL TEAMS

PK	9 Graham Gano		
P	5 Michael Palardy		
KO	9 Graham Gano		
H	5 Michael Palardy		
PR	18 Damiere Byrd	22 Christian McCaffrey	<u>12 DJ Moore</u> <u>26 Donte Jackson</u>
KOR	18 Damiere Byrd	22 Christian McCaffrey	<u>12 DJ Moore</u> 10 Curtis Samuel
LS	44 J.J. Jansen		

ROOKIES Underlined

PANTHERS COACHING STAFF

Ron Rivera (head coach); Norv Turner (offensive coordinator); Eric Washington (defensive coordinator); Chase Blackburn (special teams coordinator); Jerricho Cotchery (assistant wide receivers); Heath Farwell (assistant special teams); Pete Hoener (tight ends); Brady Hoke (defensive line); Jeff Imamura (assistant secondary/cornerbacks); Joe Kenn (strength and conditioning); John Matsko (running game coordinator); Sam Mills III (assistant defensive line); Vincent Rivera (defensive quality control); Richard Rodgers (secondary); Steve Russ (linebackers); Jim Skipper (running backs); Lance Taylor (wide receivers); Drew Terrell (offensive quality control); Scott Turner (quarterbacks); Travelle Wharton (assistant offensive line).

PANTHERS PRONUNCIATION

DAMIERE Byrd.....	duh-MEER	TRAI Turner	Trey
Devin FUNCHESS.....	FUN-chess	Greg Van ROTEN.....	ROAT-en
Graham GANO	guh-KNOW	JARIUS Wright	JAIR-ee-iss
Rashaan GAULDEN.....	GAWL-den		
Luke KUECHLY.....	KEEK-lee		
Brendan MAHON.....	MANN		
EFE OBADA.....	EF-ay OH-bahdah		
KAWANN Short.....	KAY-won		
Amini SILATOLU.....	sill-uh-TOE-lou		



CAROLINA PANTHERS ALPHABETICAL ROSTER



No	Name	Pos	Ht	Wt	DOB	Age	Exp	College	Hometown	How Acq	GP/GS/DNP/IA
29	Adams, Mike	S	5-11	205	03/24/81	37	15	Delaware	Wayne, N.J.	UFA '17 (IND)	0/0/0/0
97	Addison, Mario	DE	6-3	260	09/06/87	30	8	Troy	Tarrant, Ala.	FA '12	0/0/0/0
20	Anderson, CJ	RB	5-8	225	02/10/91	27	6	California	Vallejo, Calif.	FA '18	0/0/0/0
40	Armah, Alex	FB	6-2	255	05/17/94	24	2	West Georgia	Lawrenceville, Ga.	D6 '17	0/0/0/0
34	Artis-Payne, Cameron	RB	5-10	215	06/23/90	28	4	Auburn	Harrisburg, Pa.	D5b '15	0/0/0/0
24	Bradberry, James	CB	6-1	212	08/04/93	25	3	Samford	Pleasant Grove, Ala.	D2 '16	0/0/0/0
92	Butler, Vernon	DT	6-4	330	06/14/94	24	3	Louisiana Tech	Summit, Miss.	D1 '16	0/0/0/0
18	Byrd, Damiere	WR	5-9	180	01/27/93	25	3	South Carolina	Sicklerville, N.J.	FA '15	0/0/0/0
56	Carter Jr, Jermaine	LB	6-1	225	01/14/95	23	R	Maryland	Rockville, Md.	D5 '18	0/0/0/0
91	Cox Jr., Bryan	DE	6-3	270	06/25/94	24	2	Florida	Ft. Lauderdale, Fla.	FA '17	0/0/0/0
31	Doss, Lorenzo	CB	5-11	185	04/22/94	24	4	Tulane	New Orleans, La.	FA '18	0/0/0/0
35	Elder, Corn	CB	5-10	185	10/09/94	23	2	Miami	Nashville, Tenn.	D5 '17	0/0/0/0
17	Funchess, Devin	WR	6-4	225	05/21/94	24	4	Michigan	Farmington, Mich.	D2 '15	0/0/0/0
9	Gano, Graham	K	6-2	202	04/09/87	31	9	Florida State	Cantonment, Fla.	FA '12	0/0/0/0
28	Gaulden, Rashaan	S	6-1	200	01/23/95	23	R	Tennessee	Spring Hill, Tenn.	D3 '18	0/0/0/0
98	Haynes, Marquis	DE	6-2	235	12/16/93	24	R	Mississippi	Jacksonville, Fla.	D4b '18	0/0/0/0
6	Heinicke, Taylor	QB	6-1	210	03/15/93	25	3	Old Dominion	Lawrenceville, Ga.	FA '18	0/0/0/0
96	Horton, Wes	DE	6-5	265	12/17/89	28	6	Southern California	Sherman Oaks, Calif.	FA '16	0/0/0/0
26	Jackson, Donte	CB	5-10	180	11/08/95	22	R	Louisiana State	Metarie, La.	D2 '18	0/0/0/0
53	Jacobs, Ben	LB	6-4	240	04/17/88	30	4	Fresno State	Las Vegas, Nev.	FA '16	0/0/0/0
44	Jansen, JJ	LS	6-2	235	01/20/86	32	11	Notre Dame	Phoenix, Ariz.	TR '09 (GB)	0/0/0/0
42	Jones, Colin	S	6-0	205	10/27/87	30	8	TCU	Bridgeport, Texas	TR '12 (SF)	0/0/0/0
67	Kalil, Ryan	C	6-2	300	03/29/85	33	12	Southern California	Corona, Calif.	D2b '07	0/0/0/0
59	Kuechly, Luke	LB	6-3	238	04/20/91	27	7	Boston College	Cincinnati, Ohio	D1 '12	0/0/0/0
69	Larsen, Tyler	C	6-4	325	07/08/91	27	3	Utah State	Sandy, Utah	FA '16	0/0/0/0
93	Love, Kyle	DT	6-1	310	11/18/86	31	7	Mississippi State	College Park, Ga.	FA '16	0/0/0/0
63	Mahon, Brendan	G	6-4	320	01/17/95	23	R	Penn State	Randolph, N.J.	FA '18	0/0/0/0
82	Manhertz, Chris	TE	6-6	255	04/10/92	26	3	Canisius	New York, N.Y.	WV '16 (NO)	0/0/0/0
55	Mayo, David	LB	6-2	245	08/08/93	25	4	Texas State	Scappoose, Ore	D5a '15	0/0/0/0
22	McCaffrey, Christian	RB	5-11	205	06/07/96	22	2	Stanford	Highlands Ranch, Colo.	D1 '17	0/0/0/0
12	Moore, DJ	WR	6-0	210	04/14/97	21	R	Maryland	Philadelphia, Pa.	D1 '18	0/0/0/0
72	Moton, Taylor	T	6-5	325	03/18/94	24	2	Western Michigan	Okemos, Mich.	D2b '17	0/0/0/0
41	Munnerlyn, Captain	QB	5-9	195	04/10/88	30	10	South Carolina	Mobile, Ala.	UFA '17 (MIN)	0/0/0/0
1	Newton, Cam	QB	6-5	245	05/11/89	29	8	Auburn	College Park, Ga.	D1 '11	0/0/0/0
52	Norris, Jared	LB	6-1	238	07/19/93	25	3	Utah	Bakersfield, Calif.	FA '16	0/0/0/0
94	Obada, Efe	DE	6-6	265	04/13/92	26	1	none	London, England	FA '17	0/0/0/0
88	Olsen, Greg	TE	6-5	255	03/11/85	33	12	Miami (Fla.)	Wayne, N.J.	TR '11 (CHI)	0/0/0/0
5	Palardy, Michael	P	5-11	200	07/06/92	26	3	Tennessee	Fort Lauderdale, Fla.	FA '16	0/0/0/0
90	Peppers, Julius	DE	6-7	295	01/18/80	38	17	North Carolina	Bailey, N.C.	UFA '17 (GB)	0/0/0/0
95	Poe, Dontari	DT	6-3	346	08/18/90	28	7	Memphis	Memphis, Tenn.	UFA '18 (ATL)	0/0/0/0
77	Robinson, Corey	T	6-7	315	05/21/92	26	4	South Carolina	Havelock, N.C.	TR '18 (DET)	0/0/0/0
10	Samuel, Curtis	WR	5-11	195	08/11/96	22	2	Ohio State	Brooklyn, N.Y.	D1 '17	0/0/0/0
21	Searcy, Da'Norris	S	5-11	205	11/16/88	29	8	North Carolina	Decatur, Ga.	FA '18	0/0/0/0
99	Short, Kawann	DT	6-3	315	02/02/89	29	6	Purdue	East Chicago, Ind.	D2 '13	0/0/0/0
65	Silatolu, Amini	T	6-4	305	09/16/88	29	6	Midwestern State	Tracy, Calif.	FA '17	0/0/0/0
57	Smith, Andre	LB	6-0	240	04/20/97	21	R	North Carolina	Jacksonville, Fla.	D7a '18	0/0/0/0
11	Smith, Torrey	WR	6-0	205	01/26/89	29	8	Maryland	Falmouth, Va.	TR '18 (PHI)	0/0/0/0
80	Thomas, Ian	TE	6-4	260	06/06/96	22	R	Indiana	Baltimore, Md.	D4a '18	0/0/0/0
54	Thompson, Shaq	LB	6-0	230	04/21/94	24	4	Washington	Sacramento, Calif.	D1 '15	0/0/0/0
70	Turner, Trai	G	6-3	315	06/14/93	25	5	Louisiana State	New Orleans, La.	D3 '14	0/0/0/0
73	Van Roten, Greg	G	6-3	305	02/26/90	28	4	Pennsylvania	Mineola, N.Y.	FA '17	0/0/0/0
60	Williams, Daryl	T	6-6	330	08/31/92	26	4	Oklahoma	Lake Dallas, Texas	D4 '15	0/0/0/0
13	Wright, Jarius	WR	5-10	191	11/25/89	28	7	Arkansas	Warren, Ark.	FA '18	0/0/0/0

Reserve / Suspended (1)

58	Davis, Thomas	LB	6-1	235	03/22/83	35	14	Georgia	Shellman, Ga.	D1 '05	0/0/0/0
----	---------------	----	-----	-----	----------	----	----	---------	---------------	--------	---------

Reserve / Injured (8)

47	Cockrell, Ross	CB	6-0	190	08/06/91	27	5	Duke	Charlotte, N.C.	UFA '18 (NYG)	0/0/0/0
30	Hood, Elijah	RB	5-11	230	04/22/96	22	1	North Carolina	Charlotte, N.C.	WV '18 (OAK)	0/0/0/0
75	Kalil, Matt	T	6-7	315	07/06/89	29	7	Southern California	Corona, Calif.	UFA '17 (MIN)	0/0/0/0
25	Parms, Damian	S	6-2	210	10/28/92	25	1	Florida Atlantic	Miami, Fla.	FA '17	0/0/0/0
2	Ross, Fred	WR	6-2	210	05/19/95	23	2	Mississippi State	Tyler, Texas	FA '17	0/0/0/0
27	Seymour, Kevon	CB	6-0	185	11/30/93	24	3	Southern California	Pasadena, Calif.	TR '17 (BUF)	0/0/0/0
71	Sirles, Jeremiah	T	6-6	315	08/08/91	27	5	Nebraska	Lakewood, Colo.	FA '18	0/0/0/0
43	Whittaker, Fozzy	RB	5-10	205	02/02/89	29	6	Texas	Pearland, Texas	FA '14	0/0/0/0

Practice Squad (10)

7	Allen, Kyle	QB	6-3	210	03/08/96	22	R	Houston	Scottsdale, Ariz.	FA '18	0/0/0/0
39	Bonnaafon, Reggie	RB	6-0	215	01/04/96	22	R	Louisville	Louisville, Ky.	FA '18	0/0/0/0
14	Frazier, Mose	WR	5-11	190	08/30/93	25	1	Memphis	Memphis, Tenn.	FA '17	0/0/0/0
23	Hawkins, Josh	CB	5-10	190	1/23/93	25	3	East Carolina	Winston-Salem, N.C.	FA '18	0/0/0/0
62	Hearn, Taylor	G	6-4	315	01/11/96	22	R	Clemson	Willston, S.C.	FA '18	0/0/0/0
64	Johnson, Dorian	G	6-5	305	10/21/94	23	1	Pittsburgh	Belle Vernon, Pa.	FA '17	0/0/0/0
32	Luke, Cole	CB	5-11	200	06/30/95	23	2	Notre Dame	Chandler, Ariz.	FA '17	0/0/0/0
74	Norton, Kendrick	DT	6-3	315	06/07/97	21	R	Miami (Fla.)	Jacksonville, Fla.	D7b '18	0/0/0/0
37	Southward, Dezmen	S	6-2	208	10/01/91	26	3	Wisconsin	Fort Lauderdale, Fla.	FA '16	0/0/0/0
84	Vander Laan, Jason	TE	6-3	245	09/22/92	25	1	Ferris State	Frankfort, Ill.	FA '18	0/0/0/0

Practice Squad Injured (1)

76	Anderson, Kiante	DE	6-4	255	05/27/95	23	R	East Carolina	Greenville, N.C.	FA '18	0/0/0/0
----	------------------	----	-----	-----	----------	----	---	---------------	------------------	--------	---------

CAROLINA PANTHERS NUMERICAL ROSTER



No	Name	Pos	Ht	Wt	DOB	Age	Exp	College	Hometown	How Acq	GP/GS/DNP/IA
1	Cam Newton	QB	6-5	245	05/11/89	29	8	Auburn	College Park, Ga.	D1 '11	0/0/0/0
5	Michael Palardy	P	5-11	200	07/06/92	26	3	Tennessee	Fort Lauderdale, Fla.	FA '16	0/0/0/0
6	Taylor Heinicke	QB	6-1	210	03/15/93	25	3	Old Dominion	Lawrenceville, Ga.	FA '18	0/0/0/0
9	Graham Gano	K	6-2	202	04/09/87	31	9	Florida State	Cantonment, Fla.	FA '12	0/0/0/0
10	Curtis Samuel	WR	5-11	195	08/11/96	22	2	Ohio State	Brooklyn, N.Y.	D2a '17	0/0/0/0
11	Torrey Smith	WR	6-0	205	01/26/89	29	8	Maryland	Falmouth, Va.	TR '18 (PHI)	0/0/0/0
12	DJ Moore	WR	6-0	210	04/14/97	21	R	Maryland	Philadelphia, Pa.	D1 '18	0/0/0/0
13	Jarius Wright	WR	5-10	191	11/25/89	28	7	Arkansas	Warren, Ark.	FA '18	0/0/0/0
17	Devin Funchess	WR	6-4	225	05/21/94	24	4	Michigan	Farmington, Mich.	D2 '15	0/0/0/0
18	Damiere Byrd	WR	5-9	180	01/27/93	25	3	South Carolina	Sicklerville, N.J.	FA '15	0/0/0/0
20	CJ Anderson	RB	5-8	225	02/10/91	27	6	California	Vallejo, Calif.	FA '18	0/0/0/0
21	Da'Norris Searcy	S	5-11	205	11/16/88	29	8	North Carolina	Decatur, Ga.	FA '18	0/0/0/0
22	Christian McCaffrey	RB	5-11	205	06/07/96	22	2	Stanford	Highlands Ranch, Colo.	D1 '17	0/0/0/0
24	James Bradberry	CB	6-1	212	08/04/93	25	3	Samford	Pleasant Grove, Ala.	D2 '16	0/0/0/0
26	Donte Jackson	CB	5-10	180	11/08/95	22	R	Louisiana State	Metarie, La.	D2 '18	0/0/0/0
28	Rashaan Gaulden	S	6-1	200	01/23/95	23	R	Tennessee	Spring Hill, Tenn.	D3 '18	0/0/0/0
29	Mike Adams	S	5-11	205	03/24/81	37	15	Delaware	Wayne, N.J.	UFA '17 (IND)	0/0/0/0
31	Lorenzo Doss	CB	5-11	185	04/22/94	24	4	Tulane	New Orleans, La.	FA '18	0/0/0/0
34	Cameron Artis-Payne	RB	5-10	215	06/23/90	28	4	Auburn	Harrisburg, Pa.	D5b '15	0/0/0/0
35	Corn Elder	CB	5-10	185	10/09/94	22	2	Miami	Nashville, Tenn.	D5 '17	0/0/0/0
40	Alex Armah	FB	6-2	255	05/17/94	22	2	West Georgia	Lawrenceville, Ga.	D6 '17	0/0/0/0
41	Captain Munnerlyn	CB	5-9	195	04/10/88	30	10	South Carolina	Mobile, Ala.	UFA '17 (MIN)	0/0/0/0
42	Colin Jones	S	6-0	205	10/27/87	30	8	TCU	Bridgeport, Texas	TR '12 (SF)	0/0/0/0
44	JJ Jansen	LS	6-2	235	01/20/86	32	11	Notre Dame	Phoenix, Ariz.	TR '09 (GB)	0/0/0/0
52	Jared Norris	LB	6-1	238	07/19/93	25	3	Utah	Bakersfield, Calif.	FA '16	0/0/0/0
53	Ben Jacobs	LB	6-4	240	04/17/88	30	5	Fresno State	Las Vegas, Nev.	FA '16	0/0/0/0
54	Shaq Thompson	LB	6-0	230	04/21/94	24	4	Washington	Sacramento, Calif.	D1 '15	0/0/0/0
55	David Mayo	LB	6-2	245	08/08/93	25	4	Texas State	Scappoose, Ore.	D5a '15	0/0/0/0
56	Jermaine Carter Jr.	LB	6-1	225	01/14/95	23	R	Maryland	Rockville, Md.	D5 '18	0/0/0/0
57	Andre Smith	LB	6-0	240	04/20/97	21	R	North Carolina	Jacksonville, Fla.	D7a '18	0/0/0/0
59	Luke Kuechly	LB	6-3	238	04/20/91	27	7	Boston College	Cincinnati, Ohio	D1 '12	0/0/0/0
60	Daryl Williams	T	6-6	330	08/31/92	26	4	Oklahoma	Lake Dallas, Texas	D4 '15	0/0/0/0
63	Brendan Mahon	G	6-4	320	01/17/95	23	R	Penn State	Randolph, N.J.	FA '18	0/0/0/0
65	Amini Silatolu	T	6-4	305	09/16/88	29	6	Midwestern State	Tracy, Calif.	FA '17	0/0/0/0
67	Ryan Kalil	C	6-2	300	03/29/85	33	12	Southern California	Corona, Calif.	D2b '07	0/0/0/0
69	Tyler Larsen	C	6-4	325	07/08/91	27	3	Utah State	Sandy, Utah	FA '16	0/0/0/0
70	Trai Turner	G	6-3	315	06/14/93	25	5	Louisiana State	New Orleans, La.	D3 '14	0/0/0/0
72	Taylor Moton	T	6-5	325	03/18/94	24	2	Western Michigan	Okemos, Mich.	D2b '17	0/0/0/0
73	Greg Van Roten	G	6-3	305	02/26/90	28	4	Pennsylvania	Mineola, N.Y.	FA '17	0/0/0/0
77	Corey Robinson	T	6-7	315	05/21/92	26	4	South Carolina	Havelock, N.C.	TR '18 (DET)	0/0/0/0
80	Ian Thomas	TE	6-4	260	06/06/96	22	R	Indiana	Baltimore, Md.	D4a '18	0/0/0/0
82	Chris Manhertz	TE	6-6	255	04/10/92	26	3	Canisius	New York, N.Y.	WV '16 (NO)	0/0/0/0
88	Greg Olsen	TE	6-5	255	03/11/85	33	12	Miami (Fla.)	Wayne, N.J.	TR '11 (CHI)	0/0/0/0
90	Julius Peppers	DE	6-7	295	01/18/80	38	17	North Carolina	Bailey, N.C.	UFA '17 (GB)	0/0/0/0
91	Bryan Cox Jr.	DE	6-3	270	06/25/94	24	2	Florida	Ft. Lauderdale, Fla.	FA '17	0/0/0/0
92	Vernon Butler	DT	6-4	330	06/14/94	24	3	Louisiana Tech	Summit, Miss.	D1 '16	0/0/0/0
93	Kyle Love	DT	6-1	310	11/18/86	31	7	Mississippi State	College Park, Ga.	FA '16	0/0/0/0
94	Efe Obada	DE	6-6	265	04/13/92	26	1	none	London, England	FA '17	0/0/0/0
95	Dontari Poe	DT	6-3	346	08/18/90	28	7	Memphis	Memphis, Tenn.	UFA '18 (ATL)	0/0/0/0
96	Wes Horton	DE	6-5	265	12/17/89	28	6	Southern California	Sherman Oaks, Calif.	FA '16	0/0/0/0
97	Mario Addison	DE	6-3	260	09/06/87	31	8	Troy	Tarrant, Ala.	FA '12	0/0/0/0
98	Marquis Haynes	DE	6-2	235	12/16/93	24	R	Mississippi	Jacksonville, Fla.	D4b '18	0/0/0/0
99	Kawann Short	DT	6-3	315	02/02/89	29	6	Purdue	East Chicago, Ind.	D2 '13	0/0/0/0

Reserve / Suspended (1)

58	Thomas Davis	LB	6-1	235	03/22/83	35	14	Georgia	Shellman, Ga.	D1 '05	0/0/0/0
----	--------------	----	-----	-----	----------	----	----	---------	---------------	--------	---------

Reserve / Injured (8)

2	Fred Ross	WR	6-2	210	05/19/95	23	2	Mississippi State	Tyler, Texas	FA '17	0/0/0/0
25	Damian Parms	S	6-2	210	10/28/92	25	1	Florida Atlantic	Miami, Fla.	FA '17	0/0/0/0
27	Kevon Seymour	CB	6-0	185	11/30/93	24	3	Southern California	Pasadena, Calif.	TR '17 (BUF)	0/0/0/0
30	Elijah Hood	RB	5-11	230	04/22/96	22	1	North Carolina	Charlotte, N.C.	WV '18 (OAK)	0/0/0/0
43	Fozzy Whittaker	RB	5-10	205	02/02/89	29	6	Texas	Pearland, Texas	FA '14	0/0/0/0
47	Ross Cockrell	CB	6-0	190	08/06/91	27	5	Duke	Charlotte, N.C.	UFA '18 (NYG)	0/0/0/0
71	Jeremiah Sirles	T	6-6	315	08/08/91	27	5	Nebraska	Lakewood, Colo.	FA '18	0/0/0/0
75	Matt Kalil	T	6-7	315	07/06/89	29	7	Southern California	Corona, Calif.	UFA '17 (MIN)	0/0/0/0

Practice Squad (10)

7	Kyle Allen	QB	6-3	210	03/08/96	22	R	Houston	Scottsdale, Ariz.	FA '18	0/0/0/0
14	Mose Frazier	WR	5-11	190	08/30/93	25	1	Memphis	Memphis, Tenn.	FA '17	0/0/0/0
23	Hawkins, Josh	CB	5-10	190	1/23/93	25	3	East Carolina	Winston-Salem, N.C.	FA '18	0/0/0/0
32	Cole Luke	CB	5-11	200	06/30/95	23	2	Notre Dame	Chandler, Ariz.	FA '17	0/0/0/0
37	Dezmen Southward	S	6-2	208	10/01/91	26	3	Wisconsin	Fort Lauderdale, Fla.	FA '16	0/0/0/0
39	Reggie Bonnafon	RB	6-0	215	01/04/96	22	R	Louisville	Louisville, Ky.	FA '18	0/0/0/0
62	Taylor Hearn	G	6-4	315	01/11/96	22	R	Clemson	Willston, S.C.	FA '18	0/0/0/0
64	Dorian Johnson	G	6-5	305	10/21/94	23	1	Pittsburgh	Belle Vernon, Pa.	FA '17	0/0/0/0
74	Kendrick Norton	DT	6-3	315	06/07/97	21	R	Miami (Fla.)	Jacksonville, Fla.	D7b '18	0/0/0/0
84	Jason Vander Laan	TE	6-4	245	09/22/92	25	1	Ferris State	Frankfort, Ill.	FA '18	0/0/0/0

Practice Squad Injured (1)

76	Kiante Anderson	DE	6-4	255	05/27/95	23	R	East Carolina	Greenville, N.C.	FA '18	0/0/0/0
----	-----------------	----	-----	-----	----------	----	---	---------------	------------------	--------	---------

CAROLINA PANTHERS BY EXPERIENCE



No	Name	Pos	Ht	Wt	DOB	Age	Exp	College	Hometown	How Acq	GP/GS/DNP/IA
17th Year (1)											
90	Peppers, Julius	DE	6-7	295	01/18/80	38	17	North Carolina	Bailey, N.C.	UFA '17 (GB)	0/0/0/0
15th Year (1)											
29	Adams, Mike	S	5-11	205	03/24/81	37	15	Delaware	Wayne, N.J.	UFA '17 (IND)	0/0/0/0
12th Year (2)											
67	Kalil, Ryan	C	6-2	300	03/29/85	33	12	Southern California	Corona, Calif.	D2b '07	0/0/0/0
88	Olsen, Greg	TE	6-5	255	03/11/85	33	12	Miami (Fla.)	Wayne, N.J.	TR '11 (CHI)	0/0/0/0
11th Year (1)											
44	Jansen, J.J.	LS	6-2	235	01/20/86	32	11	Notre Dame	Phoenix, Ariz.	TR '09 (GB)	0/0/0/0
10th Year (1)											
41	Munnerlyn, Captain	CB	5-9	195	04/10/88	30	10	South Carolina	Mobile, Ala.	UFA '17 (MIN)	0/0/0/0
9th Year (1)											
9	Gano, Graham	K	6-2	202	04/09/87	31	9	Florida State	Cantonment, Fla.	FA '12	0/0/0/0
8th Year (5)											
97	Addison, Mario	DE	6-3	260	09/06/87	30	8	Troy	Tarrant, Ala.	FA '12	0/0/0/0
42	Jones, Colin	S	6-0	205	10/27/87	30	8	TCU	Bridgeport, Texas	TR '12 (SF)	0/0/0/0
1	Newton, Cam	QB	6-5	245	05/11/89	29	8	Auburn	College Park, Ga.	D1 '11	0/0/0/0
21	Searcy, Da'Norris	S	5-11	205	11/16/88	29	8	North Carolina	Decatur, Ga.	FA '18	0/0/0/0
11	Smith, Torrey	WR	6-0	205	01/26/89	29	8	Maryland	Falmouth, Va.	TR '18 (PHI)	0/0/0/0
7th Year (4)											
59	Kuechly, Luke	LB	6-3	238	04/20/91	27	7	Boston College	Cincinnati, Ohio	D1 '12	0/0/0/0
93	Love, Kyle	DT	6-1	310	11/18/86	31	7	Mississippi State	College Park, Ga.	FA '16	0/0/0/0
95	Poe, Dontari	DT	6-3	346	08/18/90	27	7	Memphis	Memphis, Tenn.	UFA '18 (ATL)	0/0/0/0
13	Wright, Jarius	WR	5-10	191	11/25/89	28	7	Arkansas	Warren, Ark.	FA '18	0/0/0/0
6th Year (4)											
20	Anderson, CJ	RB	5-8	225	02/10/91	27	6	California	Vallejo, Calif.	FA '18	0/0/0/0
96	Horton, Wes	DE	6-5	265	12/17/89	28	6	Southern California	Sherman Oaks, Calif.	FA '16	0/0/0/0
99	Short, Kawann	DT	6-3	315	02/02/89	29	6	Purdue	East Chicago, Ind.	D2 '13	0/0/0/0
65	Silatolu, Amini	T	6-4	305	09/16/88	29	6	Midwestern State	Tracy, Calif.	FA '17	0/0/0/0
5th Year (2)											
53	Jacobs, Ben	LB	6-4	240	04/17/88	30	5	Fresno State	Las Vegas, Nev.	FA '16	0/0/0/0
70	Turner, Trai	G	6-3	315	06/14/93	25	5	Louisiana State	New Orleans, La.	D3 '14	0/0/0/0
4th Year (8)											
34	Artis-Payne, Cameron	RB	5-10	215	06/23/90	28	4	Auburn	Harrisburg, Pa.	D5b '15	0/0/0/0
31	Doss, Lorenzo	CB	5-11	185	04/22/94	24	4	Tulane	New Orleans, La.	FA '18	0/0/0/0
17	Funchess, Devin	WR	6-4	225	05/21/94	24	4	Michigan	Farmington, Mich.	D2 '15	0/0/0/0
55	Mayo, David	LB	6-2	245	08/08/93	25	4	Texas State	Scappoose, Ore	D5a '15	0/0/0/0
77	Robinson, Corey	T	6-7	315	05/21/92	26	4	South Carolina	Havelock, N.C.	TR '18 (DET)	0/0/0/0
54	Thompson, Shaq	LB	6-0	230	04/21/94	24	4	Washington	Sacramento, Calif.	D1 '15	0/0/0/0
73	Van Roten, Greg	G	6-3	305	02/26/90	28	4	Pennsylvania	Mineola, N.Y.	FA '17	0/0/0/0
60	Williams, Daryl	T	6-6	330	08/31/92	26	4	Oklahoma	Lake Dallas, Texas	D4 '15	0/0/0/0
3rd Year (8)											
24	Bradberry, James	CB	6-1	212	08/04/93	25	3	Samford	Pleasant Grove, Ala.	D2 '16	0/0/0/0
92	Butler, Vernon	DT	6-4	330	06/14/94	24	3	Louisiana Tech	Summit, Miss.	D1 '16	0/0/0/0
18	Byrd, Damiere	WR	5-9	180	01/27/93	25	3	South Carolina	Sicklerville, N.J.	FA '15	0/0/0/0
6	Heinicke, Taylor	QB	6-1	210	03/15/93	25	3	Old Dominion	Lawrenceville, Ga.	FA '18	0/0/0/0
69	Larsen, Tyler	C	6-4	325	07/08/91	27	3	Utah State	Sandy, Utah	FA '16	0/0/0/0
82	Manhertz, Chris	TE	6-6	255	04/10/92	26	3	Canisius	New York, N.Y.	WV '16 (NO)	0/0/0/0
52	Norris, Jared	LB	6-1	238	07/19/93	25	3	Utah	Bakersfield, Calif.	FA '16	0/0/0/0
5	Palardy, Michael	P	5-11	200	07/06/92	26	3	Tennessee	Fort Lauderdale, Fla.	FA '16	0/0/0/0
2nd Year (6)											
40	Armah, Alex	FB	6-2	255	05/17/94	24	2	West Georgia	Lawrenceville, Ga.	D6 '17	0/0/0/0
91	Cox Jr., Bryan	DE	6-3	270	06/25/94	24	2	Florida	Ft. Lauderdale, Fla.	FA '17	0/0/0/0
35	Elder, Corn	CB	5-10	185	10/09/94	23	2	Miami	Nashville, Tenn.	D5 '17	0/0/0/0
22	McCaffrey, Christian	RB	5-11	205	06/07/96	22	2	Stanford	Highlands Ranch, Colo.	D1 '17	0/0/0/0
72	Moton, Taylor	T	6-5	325	03/18/94	24	2	Western Michigan	Okemos, Mich.	D2b '17	0/0/0/0
10	Samuel, Curtis	WR	5-11	195	08/11/96	22	2	Ohio State	Brooklyn, N.Y.	D2a '17	0/0/0/0
Rookie/1st Year (9)											
56	Carter Jr, Jermaine	LB	6-1	225	01/14/95	23	R	Maryland	Rockville, Md.	D5 '18	0/0/0/0
28	Gaulden, Rashaan	S	6-1	200	01/23/95	23	R	Tennessee	Spring Hill, Tenn.	D3 '18	0/0/0/0
98	Haynes, Marquis	DE	6-2	235	12/16/93	24	R	Mississippi	Jacksonville, Fla.	D4b '18	0/0/0/0
26	Jackson, Donte	CB	5-10	180	11/08/95	22	R	Louisiana State	Metarie, La.	D2 '18	0/0/0/0
63	Mahon, Brendan	G	6-4	320	01/17/95	23	R	Penn State	Randolph, N.J.	FA '18	0/0/0/0
12	Moore, DJ	WR	6-0	210	04/14/97	21	R	Maryland	Philadelphia, Pa.	D1 '18	0/0/0/0
94	Obada, Efe	DE	6-6	265	04/13/92	26	1	none	London, England	FA '17	0/0/0/0
57	Smith, Andre	LB	6-0	240	04/20/97	21	R	North Carolina	Jacksonville, Fla.	D7a '18	0/0/0/0
80	Thomas, Ian	TE	6-4	260	06/06/96	22	R	Indiana	Baltimore, Md.	D4a '18	0/0/0/0

CAROLINA PANTHERS BY POSITION



No	Name	Pos	Ht	Wt	DOB	Age	Exp	College	Hometown	How Acq	GP/GS/DNP/IA
QUARTERBACKS (2)											
6	Heinicke, Taylor	QB	6-1	210	03/15/93	25	3	Old Dominion	Lawrenceville, Ga.	FA '18	0/0/0/0
1	Newton, Cam	QB	6-5	245	05/11/89	29	8	Auburn	College Park, Ga.	D1 '11	0/0/0/0
RUNNING BACKS (4)											
20	Anderson, CJ	RB	5-8	225	02/10/91	27	6	California	Vallejo, Calif.	FA '18	0/0/0/0
40	Armah, Alex	FB	6-2	255	05/17/94	24	2	West Georgia	Lawrenceville, Ga.	D6 '17	0/0/0/0
34	Artis-Payne, Cameron	RB	5-10	215	06/23/90	28	4	Auburn	Harrisburg, Pa.	D5b '15	0/0/0/0
22	McCaffrey, Christian	RB	5-11	205	06/07/96	20	2	Stanford	Highlands Ranch, Colo.	D1 '17	0/0/0/0
WIDE RECEIVERS (6)											
18	Byrd, Damiere	WR	5-9	180	01/27/93	25	3	South Carolina	Sicklerville, N.J.	FA '15	0/0/0/0
17	Funchess, Devin	WR	6-4	225	05/21/94	24	4	Michigan	Farmington, Mich.	D2 '15	0/0/0/0
12	Moore, DJ	WR	6-0	210	04/14/97	21	R	Maryland	Philadelphia, Pa.	D1 '18	0/0/0/0
10	Samuel, Curtis	WR	5-11	195	08/11/96	22	2	Ohio State	Brooklyn, N.Y.	D2a '17	0/0/0/0
11	Smith, Torrey	WR	6-0	205	01/26/89	29	8	Maryland	Falmouth, Va.	TR '18 (PHI)	0/0/0/0
13	Wright, Jarius	WR	5-10	191	11/25/89	28	7	Arkansas	Warren, Ark.	FA '18	0/0/0/0
TIGHT ENDS (3)											
82	Manhertz, Chris	TE	6-6	255	04/10/92	26	3	Canisius	New York, N.Y.	WV '16 (NO)	0/0/0/0
88	Olsen, Greg	TE	6-5	255	03/11/85	33	12	Miami (Fla.)	Wayne, N.J.	TR '11 (CHI)	0/0/0/0
80	Thomas, Ian	TE	6-4	260	06/06/96	22	R	Indiana	Baltimore, Md.	D4a '18	0/0/0/0
OFFENSIVE LINEMEN (9)											
67	Kalil, Ryan	C	6-2	300	03/29/85	33	12	Southern California	Corona, Calif.	D2b '07	0/0/0/0
69	Larsen, Tyler	C	6-4	325	07/08/91	27	3	Utah State	Sandy, Utah	FA '16	0/0/0/0
63	Mahon, Brendan	G	6-4	320	01/17/95	23	R	Penn State	Randolph, N.J.	FA '18	0/0/0/0
72	Moton, Taylor	T	6-5	325	03/18/94	22	2	Western Michigan	Okemos, Mich.	D2b '17	0/0/0/0
77	Robinson, Corey	T	6-7	315	05/21/92	26	4	South Carolina	Havelock, N.C.	TR '18 (DET)	0/0/0/0
65	Silatolu, Amini	T	6-4	305	09/16/88	29	6	Midwestern State	Tracy, Calif.	FA '17	0/0/0/0
70	Turner, Trai	G	6-3	315	06/14/93	25	5	Louisiana State	New Orleans, La.	D3 '14	0/0/0/0
73	Van Roten, Greg	G	6-3	305	02/26/90	28	4	Pennsylvania	Mineola, N.Y.	FA '17	0/0/0/0
60	Williams, Daryl	T	6-6	330	08/31/92	26	4	Oklahoma	Lake Dallas, Texas	D4 '15	0/0/0/0
SPECIALISTS (3)											
9	Gano, Graham	K	6-2	202	04/09/87	31	9	Florida State	Cantonment, Fla.	FA '12	0/0/0/0
44	Jansen, J.J.	LS	6-2	235	01/20/86	32	11	Notre Dame	Phoenix, Ariz.	TR '09 (GB)	0/0/0/0
5	Palardy, Michael	P	5-11	200	07/06/92	26	3	Tennessee	Fort Lauderdale, Fla.	FA '16	0/0/0/0
DEFENSIVE LINEMEN (10)											
97	Addison, Mario	DE	6-3	260	09/06/87	30	8	Troy	Tarrant, Ala.	FA '12	0/0/0/0
92	Butler, Vernon	DT	6-4	330	06/14/94	24	3	Louisiana Tech	Summit, Miss.	D1 '16	0/0/0/0
91	Cox Jr., Bryan	DE	6-3	270	06/25/94	24	2	Florida	Ft. Lauderdale, Fla.	FA '17	0/0/0/0
98	Haynes, Marquis	DE	6-2	235	12/16/93	24	R	Mississippi	Jacksonville, Fla.	D4b '18	0/0/0/0
96	Horton, Wes	DE	6-5	265	12/17/89	28	6	Southern California	Sherman Oaks, Calif.	FA '16	0/0/0/0
93	Love, Kyle	DT	6-1	310	11/18/86	31	7	Mississippi State	College Park, Ga.	FA '16	0/0/0/0
94	Obada, Efe	DE	6-6	265	04/13/92	26	1	none	London, England	FA '17	0/0/0/0
90	Peppers, Julius	DE	6-7	295	01/18/80	38	17	North Carolina	Bailey, N.C.	UFA '17 (GB)	0/0/0/0
95	Poe, Dontari	DT	6-3	346	08/18/90	27	7	Memphis	Memphis, Tenn.	UFA '18 (ATL)	0/0/0/0
99	Short, Kawann	DT	6-3	315	02/02/89	29	6	Purdue	East Chicago, Ind.	D2 '13	0/0/0/0
LINEBACKERS (7)											
56	Carter Jr, Jermaine	LB	6-1	225	01/14/95	23	R	Maryland	Rockville, Md.	D5 '18	0/0/0/0
53	Jacobs, Ben	LB	6-4	240	04/17/88	30	5	Fresno State	Las Vegas, Nev.	FA '16	0/0/0/0
59	Kuechly, Luke	LB	6-3	238	04/20/91	27	7	Boston College	Cincinnati, Ohio	D1 '12	0/0/0/0
55	Mayo, David	LB	6-2	245	08/08/93	25	4	Texas State	Scappoose, Ore	D5a '15	0/0/0/0
52	Norris, Jared	LB	6-1	238	07/19/93	25	3	Utah	Bakersfield, Calif.	FA '16	0/0/0/0
57	Smith, Andre	LB	6-0	240	04/20/97	21	R	North Carolina	Jacksonville, Fla.	D7a '18	0/0/0/0
54	Thompson, Shaq	LB	6-0	230	04/21/94	24	4	Washington	Sacramento, Calif.	D1 '15	0/0/0/0
DEFENSIVE BACKS (9)											
29	Adams, Mike	S	5-11	205	03/24/81	37	15	Delaware	Wayne, N.J.	UFA '17 (IND)	0/0/0/0
24	Bradberry, James	CB	6-1	212	08/04/93	25	3	Samford	Pleasant Grove, Ala.	D2 '16	0/0/0/0
31	Doss, Lorenzo	CB	5-11	185	04/22/94	24	4	Tulane	New Orleans, La.	FA '18	0/0/0/0
35	Elder, Corn	CB	5-10	185	10/09/94	23	2	Miami	Nashville, Tenn.	D5 '17	0/0/0/0
28	Gaulden, Rashaan	S	6-1	200	01/23/95	23	R	Tennessee	Spring Hill, Tenn.	D3 '18	0/0/0/0
26	Jackson, Donte	CB	5-10	180	11/08/95	22	R	Louisiana State	Metarie, La.	D2 '18	0/0/0/0
42	Jones, Colin	S	6-0	205	10/27/87	30	8	TCU	Bridgeport, Texas	TR '12 (SF)	0/0/0/0
41	Munnerlyn, Captain	CB	5-9	195	04/10/88	30	10	South Carolina	Mobile, Ala.	UFA '17 (MIN)	0/0/0/0
21	Searcy, Da'Norris	S	5-11	205	11/16/88	29	8	North Carolina	Decatur, Ga.	FA '18	0/0/0/0

CAROLINA PANTHERS / WEEK 17 / THROUGH SUNDAY, DECEMBER 31, 2017

WON 11, LOST 5				* RUSHING		No.	Yds	Avg	Long	TD						
09/10	W 23- 3	at San Francisco	70,178	Newton	139	754	5.4	69	6							
09/17	W 9- 3	Buffalo	74,122	Stewart	198	680	3.4	60t	6							
09/24	L 13-34	New Orleans	73,775	McCaffrey	117	435	3.7	40	2							
10/01	W 33-30	at New England	65,878	Artis-Payne	18	95	5.3	43	1							
10/08	W 27-24	at Detroit	64,288	Samuel	4	64	16.0	31	0							
10/12	L 23-28	Philadelphia	74,373	Clay LG	3	27	9.0	29	0							
10/22	L 3-17	at Chicago	61,256	Clay TM	2	27	13.5	29	0							
10/29	W 17- 3	at Tampa Bay	58,545	Shepard	2	19	9.5	11	0							
11/05	W 20-17	Atlanta	74,244	Whittaker	7	18	2.6	8	0							
11/13	W 45-21	Miami	72,790	D. Byrd	1	12	12.0	12	0							
11/26	W 35-27	at N.Y. Jets	77,562	Anderson	2	-2	-1.0	-1	0							
12/03	L 21-31	at New Orleans	73,171	TEAM	490	2102	4.3	69	15							
12/10	W 31-24	Minnesota	73,728	OPPONENTS	353	1409	4.0	72	7							
12/17	W 31-24	Green Bay	74,447	* RECEIVING												
12/24	W 22-19	Tampa Bay	71,463	McCaffrey	80	651	8.1	37	5							
12/31	L 10-22	at Atlanta	74,141	Funchess	63	840	13.3	44	8							
		Car.	Opp.	Benjamin TM	32	475	14.8	43	2							
TOTAL FIRST DOWNS		320	282	Dickson	30	437	14.6	64	1							
	Rushing	121	69	Shepard	17	202	11.9	40t	1							
	Passing	167	187	Olsen	17	191	11.2	30t	1							
	Penalty	32	26	Samuel	15	115	7.7	23	0							
	3rd Down: Made/Att	93/222	78/206	D. Byrd	10	105	10.5	31	2							
	3rd Down Pct.	41.9	37.9	Bersin	8	128	16.0	27	0							
	4th Down: Made/Att	5/11	7/20	Stewart	8	52	6.5	21	1							
	4th Down Pct.	45.5	35.0	Clay LG	6	85	14.2	28	0							
	POSSESSION AVG.	32:17	27:43	Clay TM	5	57	11.4	15	0							
TOTAL NET YARDS		5179	5074	Whittaker	5	47	9.4	28t	1							
	Avg. Per Game	323.7	317.1	Manhertz	2	17	8.5	11	0							
	Total Plays	1026	953	Artis-Payne	1	2	2.0	2	0							
	Avg. Per Play	5.0	5.3	TEAM	293	3319	11.3	64	22							
NET YARDS RUSHING		2102	1409	OPPONENTS	351	3969	11.3	70	25							
	Avg. Per Game	131.4	88.1	* INTERCEPTIONS												
	Total Rushes	490	353	Kuechly	3	23	7.7	23	0							
NET YARDS PASSING		3077	3665	Adams	2	42	21.0	40	0							
	Avg. Per Game	192.3	229.1	Bradberry	2	3	1.5	3	0							
	Sacked/Yards Lost	35/242	50/304	Worley	2	0	0.0	0	0							
	Gross Yards	3319	3969	C. Jones	1	10	10.0	10	0							
	Att./Completions	501/293	550/351	TEAM	10	78	7.8	40	0							
	Completion Pct.	58.5	63.8	OPPONENTS	16	249	15.6	76t	1							
	Had Intercepted	16	10	* PUNTING												
	PUNTS/AVERAGE	71/46.0	69/46.2	Palardy	71	3269	46.0	42.4	4	25						
	NET PUNTING AVG.	71/42.4	69/41.6	TEAM	71	3269	46.0	42.4	4	25						
	PENALTIES/YARDS	83/682	101/867	OPPONENTS	69	3187	46.2	41.6	0	24						
FUMBLES/BALL LOST		19/6	19/11	* PUNT RETURNS												
TOUCHDOWNS		40	34	McCaffrey	22	9	162	7.4	25	0						
	Rushing	15	7	Clay LG	19	9	149	7.8	60t	1						
	Passing	22	25	Clay TM	17	8	147	8.6	60t	1						
	Returns	3	2	D. Byrd	1	0	9	9.0	9	0						
* SCORE BY PERIODS		Q1	Q2	Q3	Q4	OT	PTS	TEAM		40	17	318	8.0	60t	1	
TEAM		59	123	99	82	0	363	OPPONENTS		30	21	176	5.9	29	0	
OPPONENTS		67	94	61	105	0	327	* KICKOFF RETURNS								
* SCORING		TD-Ru-Pa-Rt	K-PAT	FG	S	PTS	Samuel		10	221	22.1	33	0			
	Gano	0	0	0	0	34/37	29/30	0	121	D. Byrd	7	229	32.7	103t	1	
	Funchess	8	0	8	0	0	0	48	Whittaker	6	110	18.3	31	0		
	McCaffrey	7	2	5	0	0	42	Clay LG	3	52	17.3	19	0			
	Stewart	7	6	1	0	0	42	Clay TM	3	52	17.3	19	0			
	Newton	6	6	0	0	0	38	McCaffrey	3	58	19.3	21	0			
	D. Byrd	3	0	2	1	0	18	Shepard	3	65	21.7	33	0			
	Benjamin TM	2	0	2	0	0	12	Bryan Cox	1	13	13.0	13	0			
	Artis-Payne	1	1	0	0	0	6	Mayo	1	12	12.0	12	0			
	Clay LG	1	0	0	1	0	6	TEAM	34	760	22.4	103t	1			
	Clay TM	1	0	0	1	0	6	OPPONENTS	12	254	21.2	32	0			
	Dickson	1	0	1	0	0	6	* FIELD GOALS	1-19		20-29	30-39	40-49	50+		
	Kuechly	1	0	0	1	0	6	Gano	0/ 0	8/ 8	11/11	10/10	0/ 1			
	Olsen	1	0	1	0	0	6	TEAM	0/ 0	8/ 8	11/11	10/10	0/ 1			
	Shepard	1	0	1	0	0	6	OPPONENTS	2/ 2	5/ 5	10/11	7/ 7	5/ 9			
	Whittaker	1	0	1	0	0	6	Gano: (39G,36G,20G)	(34G,28G,20G)	(32G,48G)	(32G,					
	TEAM	40	15	22	3	34/37	29/30	0	363	48G)	(21G,44G,55N)	(39G,20G,46G)	(36G)	(28G)	(31G,	
	OPPONENTS	34	7	25	2	32/32	29/34	0	327	45G)	(40G)	(40G,33G,45G)	()	(41G)	(33G)	(25G,28G,30G)
	2-Pt Conv: Newton, TM 1-3, OPP 2-2															
	SACKS: Addison 11, Peppers 11, Short 7.5,															
	Horton 5.5, Love 3.5, Davis 2.5,															
	Green-Thompson 2, Munnerlyn 2, Kuechly 1.5,															
	Lotulelei 1.5, Bradberry 1, Worley 1, TM 50,															
	OPP 35 FUM/LOST: Newton 9/1, Clay(LG) 3/1, Stewart 3/3, Clay(TM) 2/1, McCaffrey 2/1, Adams 1/0, Palardy 1/0, Shepard 1/0															
* PASSING		Att	Cmp	Yds	Cmp%	Yds/Att	TD	TD%	Int	Int%	Long	Sack/Lost	Rating			
	Newton	492	291	3302	59.1	6.71	22	4.5	16	3.3	64	35/ 242	80.7			
	Anderson	8	2	17	25.0	2.13	0	0.0	0	0.0	9	0/ 0	39.6			
	Palardy	1	0	0	0.0	0.00	0	0.0	0	0.0	---	0/ 0	39.6			
	TEAM	501	293	3319	58.5	6.62	22	4.4	16	3.2	64	35/ 242	79.8			
	OPPONENTS	550	351	3969	63.8	7.22	25	4.5	10	1.8	70	50/ 304	92.9			

CAROLINA PANTHERS 2017 REGULAR SEASON DEFENSIVE STATISTICS (coaches film review)

PLAYER	TACKLES			SACKS	QBP	FF	FR	INT	YDS	PD	TD
	TOTAL	SOLO	ASSIST								
Luke Kuechly	134	108	26	1.5	6	1	3	3	23	4	1
Thomas Davis	88	66	23	2.5	8	-	1	-	-	-	-
Kurt Coleman	77	69	8	-	-	-	1	-	-	3	-
Shaq Thompson	75	56	19	2.0	6	-	-	-	-	1	-
Mike Adams	75	68	7	-	-	1	2	2	42	10	-
James Bradberry	74	66	8	1.0	-	2	-	2	3	12	-
Daryl Worley	72	63	9	-	-	-	-	2	0	7	-
Kawann Short	53	40	13	7.5	29	2	1	-	-	1	-
Mario Addison	50	35	15	11.0	44	2	-	-	-	-	-
Julius Peppers	33	27	6	11.0	20	2	2	-	-	-	-
Captain Munneryn	30	24	6	2.0	6	-	-	-	-	5	-
Star Lotulelei	26	15	11	1.5	11	-	1	-	-	-	-
Colin Jones	21	14	7	-	-	-	-	1	10	2	-
Kevon Seymour	18	18	0	-	-	-	-	-	-	5	-
Charles Johnson	17	9	8	-	13	-	-	-	-	1	-
Wes Horton	17	13	4	5.5	10	3	-	-	-	-	-
David Mayo	16	10	6	-	-	-	-	-	-	1	-
Kyle Love	16	10	6	3.5	10	-	-	-	-	-	-
Vernon Butler	14	10	4	-	11	-	-	-	-	1	-
Jairus Byrd	13	12	1	-	-	-	-	-	-	-	-
Bryan Cox, Jr.	5	4	1	-	6	-	1	-	-	-	-
Demetrius Cox	3	3	0	-	-	-	-	-	-	-	-

CAROLINA PANTHERS 2017 REGULAR SEASON SPECIAL TEAMS STATISTICS

PLAYER	TACKLES	FF	FR	BLK
David Mayo	8	-	-	-
Russell Shepard	7	-	-	-
Ben Jacobs	5	-	-	-
Cameron Artis-Payne	5	-	-	-
Colin Jones	4	-	-	-
Kevon Seymour	4	-	-	-
Andrew Gachkar	4	-	-	-
Jared Norris	3	-	-	-
Shaq Thompson	3	1	-	-
Fozzy Whittaker	2	-	-	-
Daryl Worley	1	-	-	-
Damiere Byrd	1	-	-	-
Andrew Gachkar	1	-	-	-
Alex Armah	1	-	-	-
Brenton Bersin	1	-	-	-
J.J. Jansen	1	-	-	-
Kaelin Clay	1	-	-	-
Jairus Byrd	1	-	-	-
Kawann Short	-	-	-	1

CAROLINA PANTHERS 2017 POSTSEASON DEFENSIVE STATISTICS (coaches film review)

PLAYER	TACKLES			SACKS	QBP	FF	FR	INT	YDS	PD	TD
	TOTAL	SOLO	ASSIST								
James Bradberry	8	8	0	0.0	0	0	0	0	0	0	0
Luke Kuechly	7	6	1	0.0	1	0	0	0	0	0	0
Shaq Thompson	7	6	1	0.0	0	0	0	0	0	0	0
Thomas Davis	5	5	0	0.0	1	0	0	0	0	0	0
Mike Adams	4	3	1	0.0	0	0	0	0	0	0	0
Daryl Worley	4	4	0	0.0	0	0	0	0	0	1	0
Kawann Short	3	3	0	1.0	1	0	0	0	0	0	0
Kurt Coleman	3	1	2	0.0	0	0	0	0	0	1	0
Bryan Cox, Jr.	1	1	0	0.0	0	0	0	0	0	0	0
LaDarius Gunter	1	1	0	0.0	0	0	0	0	0	0	0
Star Lotulelei	1	1	0	0.0	1	0	0	0	0	0	0
Captain Munneryn	1	1	0	0.0	0	0	0	0	0	0	0
Julius Peppers	1	0	1	0.0	0	0	0	0	0	0	0

CAROLINA PANTHERS 2017 POSTSEASON SPECIAL TEAMS STATISTICS

PLAYER	TACKLES	FF	FR	BLK
Andrew Gachkar	1	-	-	-
Fozzy Whittaker	1	-	-	-



ALL-TIME

LEADERS

THE LAST TIME...

500 YARDS TOTAL OFFENSE

By Panthers: 548 vs. Miami 11/13/17
Playoffs: Has never happened
By Opponents: 534 at Seattle 12/4/16
Playoffs: Has never happened

400 YARDS TOTAL OFFENSE

By Panthers: 444 at New England 10/01/17
Playoffs: 467 vs. Arizona 1/24/16
By Opponents: 400 at New Orleans 12/3/17
Playoffs: 410 at New Orleans 1/7/18

200 YARDS RUSHING OFFENSE

By Panthers: 216 vs. Minnesota 12/10/17
Playoffs: 223 at New York Giants 1/8/06
By Opponents: 240 at Seattle 12/4/16
Playoffs: 201 at Green Bay 1/12/97

300 YARDS PASSING IN A GAME BY A PLAYER

By Panthers: 355, Cam Newton at Detroit 10/08/17
Playoffs: 335, Cam Newton vs. Arizona 1/24/16
By Opponents: 367, Jameis Winston vs. Tampa Bay 12/24/17
Playoffs: 376, Drew Brees at New Orleans 1/7/18

400 YARDS PASSING IN A GAME BY A PLAYER

By Panthers: 432, Cam Newton vs. Green Bay 9/18/11
Playoffs: Has never happened
By Opponents: 465, Drew Brees at New Orleans 10/16/16
Playoffs: Has never happened

3 TOUCHDOWN PASSES IN A GAME BY A PLAYER

By Panthers: Cam Newton at Detroit 10/08/17
Playoffs: Jake Delhomme at Chicago 1/15/06
By Opponents: Aaron Rodgers vs. Green Bay 12/17/17
Playoffs: Russell Wilson vs. Seattle 1/17/16

4 TOUCHDOWN PASSES IN A GAME BY A PLAYER

By Panthers: Cam Newton vs. Green Bay 12/17/17
Playoffs: Has never happened
By Opponents: Drew Brees at New Orleans 10/16/16
Playoffs: Has never happened

5 TOUCHDOWN PASSES IN A GAME BY A PLAYER

By Panthers: Cam Newton at New York Giants 12/20/15
Playoffs: Has never happened
By Opponents: Drew Brees at New Orleans 1/1/12
Playoffs: Has never happened

100 YARDS RECEIVING IN A GAME BY A PLAYER

By Panthers: 116, Greg Olsen vs. Green Bay 12/17/17
Playoffs: 107, Greg Olsen and 101, Christian McCaffrey at New Orleans 1/7/18
By Opponents: 107, Mike Evans vs. Tampa Bay 12/24/17
Playoffs: 110, Jermaine Kearse vs. Seattle 1/17/16

200 YARDS RECEIVING IN A GAME BY A PLAYER

By Panthers: 201, Steve Smith vs. Minnesota 10/30/05
Playoffs: 218, Steve Smith at Chicago 1/15/06
By Opponents: 300, Julio Jones at Atlanta 10/2/16
Playoffs: Has never happened

100 YARDS RECEIVING IN A GAME BY TWO PLAYERS

By Panthers: 122, Greg Olsen and 108, Kelvin Benjamin vs. San Francisco 9/18/16
Playoffs: 107, Greg Olsen and 101, Christian McCaffrey at New Orleans 1/7/18
By Opponents: 146, Robby Anderson and 105, J. Kearse at New York Jets 11/26/17
Playoffs: Has never happened

100 YARDS RECEIVING IN A GAME BY TWO PLAYERS AND 100 YARDS RUSHING BY A PLAYER

By Panthers: 122, Greg Olsen and 108, Kelvin Benjamin; and 100, Fozzy Whittaker vs. San Francisco 9/18/16
Playoffs: 135, Steve Smith and 103, Muhsin Muhammad vs. Dallas 1/3/04 and 104, Stephen Davis
By Opponents: Has never happened
Playoffs: Has never happened

100 YARDS RECEIVING IN A GAME BY TWO PLAYERS, 100 YARDS RUSHING BY A PLAYER AND 300 YARDS PASSING BY A PLAYER IN A GAME

By Panthers: 122, Greg Olsen and 108, Kelvin Benjamin; 100, Fozzy Whittaker; and 353, Cam Newton vs. San Francisco 9/18/16
Playoffs: Has never happened
By Opponents: Chris Carter (138) and Randy Moss (106) receiving; Robert Smith (103) rushing; and Daunte Culpepper (357) passing at Minnesota 11/19/00
Playoffs: Has never happened

3 TOUCHDOWN RECEPTIONS IN A GAME BY A PLAYER

By Panthers: Steve Smith vs. Houston 9/16/07
Playoffs: Has never happened
By Opponents: Hakeem Nicks at New York Giants 9/12/10
Playoffs: Has never happened

100 YARDS RUSHING IN A GAME BY A PLAYER

By Panthers: 103, Jonathan Stewart vs. Minnesota 12/10/17
Playoffs: 106, Jonathan Stewart vs. Seattle 1/17/16
By Opponents: 106, Thomas Rawls at Seattle 12/4/16
Playoffs: 132, Shaun Alexander at Seattle 1/22/06

100 YARDS RUSHING IN A GAME BY TWO PLAYERS

By Panthers: 152, DeAngelo Williams and 110, Jonathan Stewart at Tampa Bay 10/18/09
Playoffs: Has never happened
By Opponents: 147, Le'Veon Bell and 118, LeGarrette Blount vs. Pittsburgh 9/21/14
Playoffs: Has never happened

100 YARDS RUSHING IN A GAME BY TWO PLAYERS AND 100 YARDS RECEIVING BY A PLAYER

By Panthers: 186, DeAngelo Williams and 115, Jonathan Stewart and 117, Steve Smith vs. Tampa Bay 12/8/08
Playoffs: Has never happened
By Opponents: Has never happened
Playoffs: Has never happened

200 YARDS RUSHING IN A GAME BY A PLAYER

By Panthers: 210, DeAngelo Williams at New Orleans 12/30/12
Playoffs: Has never happened
By Opponents: 205, Matt Forte at Chicago 10/2/11
Playoffs: Has never happened

3 TOUCHDOWNS RUSHING IN A GAME BY A PLAYER

By Panthers: Jonathan Stewart vs. Minnesota 12/10/17
Playoffs: Has never happened
By Opponents: Michael Turner vs. Atlanta 12/12/10
Playoffs: Has never happened

4 TOUCHDOWNS RUSHING IN A GAME BY A PLAYER

By Panthers: DeAngelo Williams at NY Giants 12/21/08
Playoffs: Has never happened
By Opponents: Michael Turner at Atlanta 11/23/08
Playoffs: Has never happened

2 INTERCEPTIONS IN A GAME BY A PLAYER

By Panthers: Luke Kuechly at Dallas 11/26/15
Playoffs: Kurt Coleman vs. Arizona 1/24/16
By Opponents: Robert Alford at Atlanta 10/2/16
Playoffs: Has never happened

3 INTERCEPTIONS IN A GAME BY A PLAYER

By Panthers: Deon Grant at Minnesota 9/22/02
Playoffs: Ricky Manning at Philadelphia 1/18/04
By Opponents: Has never happened
Playoffs: Has never happened

3 OR MORE SACKS IN A GAME BY A PLAYER

By Panthers: 3, Star Lotulelei vs. Arizona 10/30/16
Playoffs: 3, Kony Ealy vs. Denver 2/7/16
By Opponents: 3, Everson Griffen vs. Minnesota 9/25/16
Playoffs: Has never happened

PUNT RETURNED FOR A TOUCHDOWN IN A GAME BY A PLAYER

By Panthers: 60, Kaelin Clay at New York Jets 11/26/17
Playoffs: 59, Steve Smith at Seattle 1/22/06
By Opponents: 54, Marcus Sherels vs. Minnesota 9/25/16
Playoffs: Has never happened

2 PUNTS RETURNED FOR A TOUCHDOWN IN A GAME BY A PLAYER

By Panthers: 87, 61 Steve Smith vs. Cincinnati 12/8/02
Playoffs: Has never happened
By Opponents: 82, 75 Darrien Gordon at Denver 11/9/97
Playoffs: Has never happened

KICKOFF RETURNED FOR A TOUCHDOWN IN A GAME BY A PLAYER

By Panthers: 103, Damiere Byrd vs. Tampa Bay 12/24/17
Playoffs: Has never happened
By Opponents: 99, Andre Roberts vs. Washington 11/22/15
Playoffs: Has never happened

INTERCEPTION RETURNED FOR A TOUCHDOWN IN A GAME BY A PLAYER

By Panthers: 8, Kurt Coleman at Atlanta 10/2/16
Playoffs: 22, Luke Kuechly vs. Arizona 1/24/16
By Opponents: 76, Eddie Jackson at Chicago 10/22/17
Playoffs: 90, Kam Chancellor at Seattle 1/10/15

FUMBLE RETURNED FOR A TOUCHDOWN IN A GAME BY A PLAYER

By Panthers: Luke Kuechly at New York Jets 11/26/17
Playoffs: Has never happened
By Opponents: Eddie Jackson at Chicago 10/22/17
Playoffs: Malik Jackson vs. Denver 2/7/16

TWO DEFENSIVE RETURNS FOR TOUCHDOWN IN A GAME

By Panthers: Kurt Coleman 36-yard interception return, Luke Kuechly 32-yard interception return at Dallas 11/26/15
Playoffs: Has never happened
By Opponents: Eddie Jackson 75-yard fumble return, Eddie Jackson 76-yard interception return at Chicago 10/22/17
Playoffs: Has never happened

PUNT BLOCKED

By Panthers: Jason Williams blocks Ryan Quigley vs. New York Jets 12/15/13
Playoffs: Has never happened
By Opponents: Adam Thielen blocks Brad Nortman, returned for touchdown and Jasper Brinkley blocks Brad Nortman, returned for touchdown by Everson Griffen at Minnesota 11/30/14
Playoffs: Has never happened

PUNT BLOCKED FOR A TOUCHDOWN

By Panthers: Michael Bates blocks Matt Turk recovered by Dwight Stone in end zone vs. Washington 12/13/98
Playoffs: Has never happened
By Opponents: Adam Thielen blocks Brad Nortman, returned for touchdown and Jasper Brinkley blocks Brad Nortman, returned for touchdown by Everson Griffen at Minnesota 11/30/14
Playoffs: Has never happened

PUNT BLOCKED FOR A SAFETY

By Panthers: Greg Hardy blocks Matt Dodge punt out of end zone at New York Giants 9/12/10
Playoffs: Has never happened
By Opponents: Has never happened
Playoffs: Has never happened

PAT KICK MISSED

By Panthers: Graham Gano vs. Tampa Bay 12/24/17
Playoffs: John Kasay at Chicago 1/15/06
By Opponents: Dustin Hopkins at Washington 12/19/16
Playoffs: Has never happened

PAT KICK BLOCKED

By Panthers: Julius Peppers blocks Matt Bryant kick vs. Tampa Bay 12/8/08
Playoffs: Has never happened
By Opponents: William Gholston blocks Graham Gano kick vs. Tampa Bay 12/24/17
Playoffs: Has never happened

BLOCKED PAT RETURNED FOR TWO POINT CONVERSION

By Panthers: Has never happened
Playoffs: Has never happened
By Opponents: Stephone Anthony returns Graham Gano PAT attempt blocked by Kevin Williams at New Orleans 12/06/15
Playoffs: Has never happened

SAFETY SCORED

By Panthers: Philip Rivers sacked in the end zone by Mario Addison vs. San Diego 12/11/16
Playoffs: Has never happened
By Opponents: Cam Newton sacked in the end zone by Danielle Hunter vs. Minnesota 9/25/16
Playoffs: Brad Nortman tackled in the end zone by Justin Bethel vs. Arizona 1/3/15

SHUTOUT SCORED IN A GAME

By Panthers: 38-0 vs. Atlanta Falcons 12/13/15
Playoffs: 23-0 at New York Giants 1/8/06
By Opponents: 41-0 vs. Atlanta 11/24/02
Playoffs: Has never happened

FIELD GOAL BLOCKED

By Panthers: Kawann Short blocks Connor Barth's 52-yard field goal attempt at Chicago
Playoffs: Shane Burton blocks Adam Vinatieri 36-yard field goal attempt at New England 2/1/04
By Opponents: Dominique Rodgers-Cromartie blocks Graham Gano's 34-yard field goal attempt at New York Giants 12/20/15
Playoffs: Has never happened

BLOCKED FIELD GOAL RETURNED FOR TOUCHDOWN

By Panthers: Doug Evans returns John Carney 37-yard field goal 54 yards vs. San Diego 12/17/00 (kick blocked by Jay Williams)
Playoffs: Has never happened
By Opponents: Aeneas Williams returns John Kasay 37-yard field goal 72 yards vs. Arizona 11/19/95 (kick blocked by Seth Joyner)
Playoffs: Has never happened

TWO POINT ATTEMPT MADE

By Panthers: Cam Newton run at New York Jets 11/26/17
Playoffs: Cam Newton pass to Mike Tolbert vs. Arizona 1/24/16
By Opponents: C. Keenum pass to B. Bell vs. Minnesota 12/10/17
Playoffs: Peyton Manning pass to Bennie Fowler vs. Denver 1/7/16

TWO POINT ATTEMPT FAILED

By Panthers: Cam Newton pass attempt failed at New York Jets 11/26/17
Playoffs: Jake Delhomme pass attempt failed vs. Arizona 1/10/08
By Opponents: Philip Rivers pass attempt failed vs. San Diego 12/11/16
Playoffs: Troy Aikman pass incomplete vs. Dallas 1/5/97

40 POINTS SCORED IN A GAME

By Panthers: 45, vs. Miami 11/13/17
Playoffs: 49, vs. Arizona 1/24/16
By Opponents: 40, at Seattle 12/4/16
Playoffs: Has never happened

50 POINTS SCORED IN A GAME

By Panthers: 52, vs. Cincinnati 12/8/02
Playoffs: Has never happened
By Opponents: 52, at Oakland 12/24/00
Playoffs: Has never happened

ALL-TIME CAREER SCORERS

SCORING	YEARS	TD	TDr	TDp	TDrt	FG	ATT	PAT	ATT	2pt.	S	PTS
Kasay, John	1995-2010	0	0	0	0	351 -	424	429 -	438	0	0	1482
Gano, Graham	2012-2018	0	0	0	0	151 -	177	217 -	227	0	0	670
Smith, Steve	2001-13	75	2	67	6	0 -	0	0 -	0	2	0	454
Stewart, Jonathan	2008-2017	58	51	7	0	0 -	0	0 -	0	0	0	348
Newton, Cam	2011-2018	54	54	0	0	0 -	0	0 -	0	2	0	328
Williams, DeAngelo	2006-2014	53	46	7	0	0 -	0	0 -	0	2	0	322
Muhammad, Muhsin	1996-2004; 2008-0	50	0	50	0	0 -	0	0 -	0	2	0	304
Walls, Wesley	1996-2002	44	0	44	0	0 -	0	0 -	0	0	0	264
Olsen, Greg	2011-2018	33	0	33	0	0 -	0	0 -	0	2	0	202
Davis, Stephen	2003-2005	20	20	0	0	0 -	0	0 -	0	0	0	120
Ginn Jr., Ted	2013, 2015-2016	19	0	19	0	0 -	0	0 -	0	0	0	114
Tolbert, Mike	2012-2016	19	13	6	0	0 -	0	0 -	0	0	0	114
Mare, Olindo	2011	0	0	0	0	22 -	28	44 -	45	0	0	110
Benjamin, Kelvin	2014-2017	18	0	18	0	0 -	0	0 -	0	0	0	108
Funchess, Devin	2015-2018	17	0	17	0	0 -	0	0 -	0	1	0	104
Biakabutuka, Tshimanga	1996-2001	17	14	3	0	0 -	0	0 -	0	0	0	102
Nedney, Joe	2000	0	0	0	0	26 -	28	20 -	20	0	0	98
Foster, DeShaun	2002-2007	14	10	4	0	0 -	0	0 -	0	0	0	84
Carrier, Mark	1995-1998	13	0	13	0	0 -	0	0 -	0	0	0	78
LaFell, Brandon	2010-2013	13	0	13	0	0 -	0	0 -	0	0	0	78
Lane, Fred	1997-1999	13	13	0	0	0 -	0	0 -	0	0	0	78
Jeffers, Patrick	1999-2001	12	0	12	0	0 -	0	0 -	0	0	0	72
Ismail, Raghib	1996-1998	11	1	10	0	0 -	0	0 -	0	0	0	66
Graham, Shayne	2002	0	0	0	0	13 -	18	21 -	21	0	0	60
Goings, Nick	2001-2008	9	6	3	0	0 -	0	0 -	0	1	0	56
Johnson, Anthony	1995-1999	9	7	2	0	0 -	0	0 -	0	1	0	56
Floyd, William	1998-2000	9	7	2	0	0 -	0	0 -	0	0	0	54
Green, Willie	1995-1996	9	0	9	0	0 -	0	0 -	0	0	0	54
Hoover, Brad	2000-2009	9	3	6	0	0 -	0	0 -	0	0	0	54
King, Jeff	2006-2010	9	0	9	0	0 -	0	0 -	0	0	0	54
Mangum, Kris	1997-2006	9	0	9	0	0 -	0	0 -	0	0	0	54
Brown, Corey	2014-2016	8	0	7	1	0 -	0	0 -	0	0	0	48
Carter, Drew	2004-2007	8	0	8	0	0 -	0	0 -	0	0	0	48
Proehl, Ricky	2003-2005	8	0	8	0	0 -	0	0 -	0	0	0	48
Cunningham, Richie	1999-2000	0	0	0	0	8 -	10	22 -	23	0	0	46
Colbert, Keary	2004-2007	7	0	7	0	0 -	0	0 -	0	1	0	44
Medlock, Justin	2012	0	0	0	0	7 -	10	23 -	23	0	0	44
McCaffrey, Christian	2017-2018	7	2	5	0	0 -	0	0 -	0	0	0	42
Hayes, Donald	1998-2001	7	0	7	0	0 -	0	0 -	0	0	0	42
Smith, Lamar	2002	7	7	0	0	0 -	0	0 -	0	0	0	42
Dickson, Ed	2014-2017	6	0	5	1	0 -	0	0 -	0	0	0	36
Weinke, Chris	2001-2006	6	6	0	0	0 -	0	0 -	0	0	0	36
Bates, Michael	1996-2000	5	0	0	5	0 -	0	0 -	0	0	0	30
Brown, Dee	2002	5	4	1	0	0 -	0	0 -	0	0	0	30
Delhomme, Jake	2003-2009	5	5	0	0	0 -	0	0 -	0	0	0	30
Johnson, Keyshawn	2006	5	1	4	0	0 -	0	0 -	0	0	0	30
Munnerlyn, Captain	2009-13; 2017-18	5	0	0	5	0 -	0	0 -	0	0	0	30
Rosario, Dante	2007-2010	5	0	5	0	0 -	0	0 -	0	0	0	30
Collins, Kerry	1995-1998	4	4	0	0	0 -	0	0 -	0	2	0	28
Cotchery, Jerricho	2014-2015	4	0	4	0	0 -	0	0 -	0	1	0	26
Artis-Payne, Cameron	2015-2018	4	4	0	0	0 -	0	0 -	0	0	0	24
Byrd, Isaac	2000-2002	4	0	4	0	0 -	0	0 -	0	0	0	24
Carruth, Rae	1997-1999	4	0	4	0	0 -	0	0 -	0	0	0	24
Griffith, Howard	1995-1996	4	2	2	0	0 -	0	0 -	0	0	0	24
Minter, Mike	1997-2006	4	0	0	4	0 -	0	0 -	0	0	0	24
Moore, Derrick	1995	4	4	0	0	0 -	0	0 -	0	0	0	24

Shockey, Jeremy	2011	4	0	4	0	0	-	0	0	-	0	0	24
Whittaker, Fozzy	2014-2018	4	2	2	0	0	-	0	0	-	0	0	24
Beuerlein, Steve	1996-2000	3	3	0	0	0	-	0	0	-	0	1	20
Gamble, Chris	2004-2012	3	0	0	3	0	-	0	0	-	0	0	18
Gettis, David	2010-13	3	0	3	0	0	-	0	0	-	0	0	18
Goodson, Mike	2009-2011	3	3	0	0	0	-	0	0	-	0	0	18
Greene, Scott	1996-1997	3	1	2	0	0	-	0	0	-	0	0	18
Hetherington, Chris	1999-2001	3	2	1	0	0	-	0	0	-	0	0	18
Huntley, Richard	2001	3	2	1	0	0	-	0	0	-	0	0	18
Metzelaars, Pete	1995	3	0	3	0	0	-	0	0	-	0	0	18
Peppers, Julius	2002-09; 2017-18	3	0	0	3	0	-	0	0	-	0	0	18
Byrd, Damiere	2016-2018	3	0	2	1	0	-	0	0	-	0	0	18
Seidman, Mike	2003-2006	2	0	2	0	0	-	0	0	-	0	1	14
Coleman, Kurt	2015-2017	2	0	0	2	0	-	0	0	-	0	0	12
Crawford, Casey	2000-2001	2	0	1	1	0	-	0	0	-	0	0	12
Davis, Eric	1996-2000	2	0	0	2	0	-	0	0	-	0	0	12
Evans, Doug	1998-2001	2	0	0	2	0	-	0	0	-	0	0	12
Fauria, Christian	2007	2	0	2	0	0	-	0	0	-	0	0	12
Gaines, Michael	2004-2006	2	2	0	0	0	-	0	0	-	0	0	12
Guliford, Eric	1995	2	0	1	1	0	-	0	0	-	0	0	12
Kinchen, Brian	1999-2000	2	0	2	0	0	-	0	0	-	0	0	12
Kuechly, Luke	2012-2018	2	0	0	2	0	-	0	0	-	0	0	12
Manning, Jr., Ricky	2003-2005	2	0	0	2	0	-	0	0	-	0	0	12
Marshall, Richard	2006-2010	2	0	0	2	0	-	0	0	-	0	0	12
Mills, Sam	1995-1997	2	0	0	2	0	-	0	0	-	0	0	12
Murphy, Louis	2012	2	0	1	1	0	-	0	0	-	0	0	12
Norman, Josh	2011-2015	2	0	0	2	0	-	0	0	-	0	0	12
Pilares, Kealoha	2011-2012	2	0	1	1	0	-	0	0	-	0	0	12
Wiggins, Jermaine	2002	2	0	2	0	0	-	0	0	-	0	0	12
Chandler, Jeff	2004	0	0	0	0	0	-	2	8	-	8	0	8
Christian, Bob	1995-1996	1	0	1	0	0	-	0	0	-	0	2	8
Davis, Thomas	2005-2018	0	0	0	1	0	-	0	0	-	0	1	8
Stone, Dwight	1995-1998	1	0	0	1	0	-	0	0	-	0	1	8
Sauerbrun, Todd	2001-2004	0	0	0	0	1	-	1	4	-	4	0	7
Anderson, Rashard	2000-2001	1	0	0	1	0	-	0	0	-	0	0	6
Avant, Jason	2014	1	0	1	0	0	-	0	0	-	0	0	6
Barnidge, Gary	2008-12	1	0	1	0	0	-	0	0	-	0	0	6
Beebe, Don	1995	1	0	1	0	0	-	0	0	-	0	0	6
Bennett, Brandon	2004	1	1	0	0	0	-	0	0	-	0	0	6
Bersin, Brenton	2014-2017	1	0	1	0	0	-	0	0	-	0	0	6
Boston, Tre	2014-2016	1	0	0	1	0	-	0	0	-	0	0	6
Brockel, Richie	2011-2015	1	1	0	0	0	-	0	0	-	0	0	6
Broughton, Luther	1997-1998	1	0	1	0	0	-	0	0	-	0	0	6
Clay, Kaelin	2017	1	0	0	1	0	-	0	0	-	0	0	6
Florence, Drayton	2013	1	0	0	1	0	-	0	0	-	0	0	6
Gardner, Rod	2005	1	0	1	0	0	-	0	0	-	0	0	6
Godfrey, Charles	2008-2014	1	0	0	1	0	-	0	0	-	0	0	6
Greene, Kevin	1996; 1998-1999	1	0	0	1	0	-	0	0	-	0	0	6
Harper, Roman	2014-2015	1	0	0	1	0	-	0	0	-	0	0	6
Hitchcock, Jimmy	2000-2001	1	0	0	1	0	-	0	0	-	0	0	6
Hixon, Domenik	2013	1	0	1	0	0	-	0	0	-	0	0	6
Jarrett, Dwayne	2007-2010	1	0	1	0	0	-	0	0	-	0	0	6
King, Shawn	1996-1998	1	0	0	1	0	-	0	0	-	0	0	6
Kragen, Greg	1995-1997	1	0	0	1	0	-	0	0	-	0	0	6
Lucas, Ken	2005-2008	1	0	0	1	0	-	0	0	-	0	0	6
McKyer, Tim	1995	1	0	0	1	0	-	0	0	-	0	0	6
Mills, Ernie	1997	1	0	1	0	0	-	0	0	-	0	0	6
Moorehead, Kindal	2003-07	1	0	0	1	0	-	0	0	-	0	0	6
Naanee, Legedu	2011	1	0	1	0	0	-	0	0	-	0	0	6
Ogbonnaya, Chris	2014	1	1	0	0	0	-	0	0	-	0	0	6

Oliver, Winslow	1996-1998	1	0	0	1	0	-	0	0	-	0	0	0	6
Philyaw, Dino	1995-1996	1	1	0	0	0	-	0	0	-	0	0	0	6
Robertson, Jamal	2004-2005	1	1	0	0	0	-	0	0	-	0	0	0	6
Shepard, Russell	2017	1	0	1	0	0	-	0	0	-	0	0	0	6
Smart, Rod	2002-2005	1	0	0	1	0	-	0	0	-	0	0	0	6
Thompson, Shaq	2015-2018	1	0	0	1	0	-	0	0	-	0	0	0	6
Uwaezuoke, Iheanyi	2000	1	0	0	1	0	-	0	0	-	0	0	0	6
Vaughan, Josh	2010-2011	1	1	0	0	0	-	0	0	-	0	0	0	6
Wallace, Al	2002-2006	1	0	0	1	0	-	0	0	-	0	0	0	6
Wesley, Dante	2002-05; 2007-09	1	0	0	1	0	-	0	0	-	0	0	0	6
White, Melvin	2013-2014	1	0	0	1	0	-	0	0	-	0	0	0	6
Witherspoon, Will	2002-2005	1	0	0	1	0	-	0	0	-	0	0	0	6
Workman, Vince	1995	1	1	0	0	0	-	0	0	-	0	0	0	6
Hardy, Greg	2010-2014	0	0	0	0	0	-	0	0	-	0	2	4	
Hilbert, Jon	2002	0	0	0	0	0	-	2	3	-	3	0	0	3
Addison, Mario	2012-2018	0	0	0	0	0	-	0	0	-	0	0	1	2
Applewhite, Antwan	2011-2012	0	0	0	0	0	-	0	0	-	0	0	1	2
Onatolu, Kenny	2012	0	0	0	0	0	-	0	0	-	0	0	1	2
Rasby, Walter	1995-1997	0	0	0	0	0	-	0	0	-	0	1	0	2
Rucker, Mike	1999-2007	0	0	0	0	0	-	0	0	-	0	0	1	2
Thomas, Hollis	2009	0	0	0	0	0	-	0	0	-	0	0	1	2
TOTALS		855	308	476	72	579	-	700	791	-	812	22	9	7724

ALL-TIME CAREER PASSERS

PASSING YARDS	YEARS	ATT	CMP	PCT	YDS	TD	INT	SACK	YDS LOST	Rtg	300yd
Newton, Cam	2011-2018	3,420	2,001	58.5%	25,074	158	94	256	1,943	85.3	16
Delhomme, Jake	2003-2009	2,669	1,580	59.2%	19,258	120	89	154	1,158	82.6	11
Beuerlein, Steve	1996-2000	1,723	1,041	60.4%	12,690	86	50	191	1,109	87.7	8
Collins, Kerry	1995-1998	1,340	694	51.8%	8,306	47	54	79	515	66.0	5
Weinke, Chris	2001-2006	687	373	54.3%	3,800	14	26	42	267	61.4	2
Peete, Rodney	2002-2004	392	228	58.2%	2,652	15	14	34	212	76.6	3
Moore, Matt	2007-2010	392	227	57.9%	2,640	16	17	28	208	73.9	1
Clausen, Jimmy	2010-2012	299	157	52.5%	1,558	3	9	33	223	58.4	0
Anderson, Derek	2011-2017	168	111	66.1%	1,265	7	5	4	17	90.0	0
Testaverde, Vinny	2007	172	94	54.7%	952	5	6	9	46	65.8	0
Carr, David	2007	136	73	53.7%	635	3	5	13	74	58.3	0
Reich, Frank	1995	84	37	44.0%	441	2	2	12	100	58.7	1
St. Pierre, Brian	2010	28	13	46.4%	173	1	2	3	23	48.7	0
Fasani, Randy	2002	44	15	34.1%	171	0	4	7	60	8.8	0
Lytle, Matt	2001	30	17	56.7%	133	1	3	3	24	39.3	0
Lewis, Jeff	1999-2000	35	18	51.4%	131	0	1	8	57	48.6	0
Trudeau, Jack	1995	17	11	64.7%	100	0	3	2	8	40.9	0
Basanez, Brett	2006-2008	11	6	54.5%	56	0	1	0	0	30.9	0
Pike, Tony	2010	12	6	50.0%	47	0	0	1	10	60.1	0
Guliford, Eric	1995	2	1	50.0%	46	0	1	0	0	56.3	0
Craig, Dameyune	2001	8	4	50.0%	34	0	0	2	15	61.5	0
Naanee, Legedu	2011	1	1	100.0%	27	0	0	0	0	118.8	0
Edwards, Armanti	2010-2013	3	2	66.7%	11	0	0	0	0	72.9	0
McCown, Josh	2008-2009	6	1	16.7%	2	0	0	1	6	39.6	0
Bono, Steve	1999	1	0	0.0%	0	0	0	0	0	39.6	0
Brown, Dee	2001-2002	1	0	0.0%	0	0	1	0	0	0.0	0
Floyd, William	1998-2000	1	0	0.0%	0	0	1	0	0	0.0	0
Foster, DeShaun	2002-2005	1	0	0.0%	0	0	0	0	0	39.6	0
Huntley, Richard	2001	1	0	0.0%	0	0	0	1	0	39.6	0
Johnson, Keyshawn	2006	1	0	0.0%	0	0	1	0	0	0.0	0
LaFell, Brandon	2010-2013	1	0	0.0%	0	0	0	0	0	39.6	0
Palardy, Michael	2017-2018	1	0	0.0%	0	0	0	0	0	39.6	0
Proehl, Ricky	2003-2004	1	0	0.0%	0	0	0	0	0	39.6	0
Sauerbrun, Todd	2001-2004	1	0	0.0%	0	0	0	0	0	39.6	0
Smith, Steve	2001-2013	1	0	0.0%	0	0	0	0	0	39.6	0
Walter, Ken	1997-2000	2	0	0.0%	0	0	0	0	0	39.6	0
Workman, Vince	1995	1	0	0.0%	0	0	0	0	0	39.6	0
TOTAL		11,693	6,711	57.4%	80,202	478	389	883	6,075	78.3	47

TEAM YEAR BY YEAR	YEARS	ATT	CMP	PCT	YDS	TD	INT	SACK	YDS LOST	Rtg	300yd
	1995	537	263	49.0%	3,304	16	25	38	258	59.1	3
	1996	487	273	56.1%	3,333	22	11	36	250	83.0	1
	1997	534	289	54.1%	3,156	17	24	44	311	63.7	1
	1998	507	292	57.6%	3,624	25	18	54	302	81.5	1
	1999	575	345	60.0%	4,447	36	15	51	286	94.3	4
	2000	566	340	60.1%	3,850	19	19	69	382	77.7	4
	2001	579	314	54.2%	3,098	12	22	32	216	60.7	1
	2002	464	255	55.0%	2,981	15	22	44	287	65.7	3
	2003	460	270	58.7%	3,238	19	16	26	188	79.6	2
	2004	536	311	58.0%	3,889	29	15	33	246	87.0	4

2005	449	269	59.9%	3,485	25	16	28	214	88.1	1
2006	539	325	60.3%	3,486	19	17	32	222	77.9	2
2007	505	285	56.4%	2,941	19	17	33	206	71.9	1
2008	414	246	59.4%	3,288	15	12	20	130	84.7	0
2009	465	264	56.8%	3,070	16	20	33	271	70.5	2
2010	484	256	52.9%	2,635	9	21	50	346	57.0	1
2011	519	312	60.1%	4,089	21	17	35	260	84.9	3
2012	490	284	58.0%	3,927	19	12	36	244	86.5	3
2013	473	292	61.7%	3,379	24	13	43	336	88.8	1
2014	545	327	60.0%	3,828	23	12	42	317	86.2	1
2015	501	300	59.9%	3,873	35	10	33	284	99.2	3
2016	563	306	54.4%	3,962	21	19	36	277	75.1	3
2017	501	293	58.5%	3,319	22	16	35	242	79.7	2
TOTAL	11,693	6,711	57.4%	80,202	478	389	883	6,075	78.3	47

ALL-TIME CAREER RUSHERS

RUSHING YARDS	YEARS	RSH	YDS	AVG	LONG	TDs	100-yd. gms.
Stewart, Jonathan	2008-2017	1,699	7,318	4.3	69t	51	16
Williams, DeAngelo	2006-2014	1,432	6,846	4.8	77	46	18
Newton, Cam	2011-2018	828	4,320	5.2	72t	54	3
Foster, DeShaun	2002-2007	851	3,336	3.9	71	10	7
Biakabutuka, Tshimanga	1996-2001	611	2,530	4.1	67t	14	7
Davis, Stephen	2003-2005	522	2,085	4.0	40	20	7
Lane, Fred	1997-1999	502	2,001	4.0	50	13	6
Johnson, Anthony	1995-1999	482	1,795	3.7	29	7	6
Goings, Nick	2001-2008	400	1,470	3.7	57t	6	5
Tolbert, Mike	2012-2016	289	992	3.4	29	13	0
Hoover, Brad	2000-2009	284	961	3.4	35	3	1
Moore, Derrick	1995	195	740	3.8	53t	4	2
Smith, Lamar	2002	209	737	3.5	59	7	1
Huntley, Richard	2001	165	665	4.0	25	2	1
Whittaker, Fozzy	2014-2018	121	536	4.4	25	2	1
Goodson, Mike	2009-2011	125	501	4.0	45	3	2
McCaffrey, Christian	2017-2018	117	435	3.7	40	2	0
Artis-Payne, Cameron	2015-2018	99	422	4.3	43	4	0
Smith, Steve	2001-2013	57	387	6.8	39	2	0
Brown, Dee	2002	102	360	3.5	24	4	1
Beuerlein, Steve	1996-2000	109	305	2.8	20	3	0
Delhomme, Jake	2003-2009	152	260	1.7	13	5	0
Collins, Kerry	1995-1998	107	217	2.0	21	4	0
Griffith, Howard	1995-1996	77	204	2.6	15	2	0
Ginn Jr., Ted	2013, 2015-2016	22	187	8.5	43	0	0
Oliver, Winslow	1996-1998	48	183	3.8	16	0	0
Floyd, William	1998-2000	79	182	2.3	16	7	0
Christian, Bob	1995-1996	41	158	3.9	17	0	0
Greene, Scott	1996-1997	45	157	3.5	10t	1	0
Ismail, Raghib	1996-1998	15	154	10.3	36	1	0
Weinke, Chris	2001-2006	54	148	2.7	23	6	0
Brown, Corey	2014-2016	16	139	8.7	28	0	0
Sutton, Tyrell	2009-2010	25	139	5.6	32	0	0
Workman, Vince	1995	35	139	4.0	14	1	0
LaFell, Brandon	2010-2013	6	110	18.3	60	0	0
Fasani, Randy	2002	18	95	5.3	19	0	0
Thomas, Blair	1995	22	90	4.1	13	0	0
Hetherington, Chris	1999-2001	30	84	2.8	14	2	0
Reaves, Darrin	2014	31	78	2.5	9	0	0
Muhammad, Muhsin	1996-2004	11	64	5.8	20	0	0
Samuel, Curtis	2017-2018	4	64	16.0	31	0	0
Baldwin, Randy	1995	23	61	2.7	9	0	0
Smart, Rod	2002-2005	27	61	2.3	6	0	0
Carr, David	2007	17	59	3.5	15	0	0
Clausen, Jimmy	2010-2012	23	57	2.5	11	0	0
Harris, Joey	2004	15	53	3.5	19	0	0
Ogbonnaya, Chris	2014	14	50	3.6	9	1	0
Robertson, Jamal	2004-2005	14	41	2.9	11	1	0
Philyaw, Dino	1996	12	38	3.2	8	1	0
Lewis, Jeff	1999-2000	12	37	3.1	19	0	0
Vaughan, Josh	2010-2011	10	31	3.1	9	1	0

Carruth, Rae	1996-1999	7	27	3.9	6	0	0
Clay, Kaelin	2017	2	27	13.5	29	0	0
Moore, Matt	2007-2010	20	27	1.4	8	0	0
Bates, Michael	1996-2000	8	25	3.1	12	0	0
Craig, Dameyune	1999-2001	5	24	4.8	13	0	0
Shelton, Eric	2005-2006	8	23	2.9	9	0	0
Anderson, Derek	2011-2017	25	22	0.9	8	0	0
Fiammetta, Tony	2009-2010	7	22	3.1	11	0	0
Testaverde, Vinny	2007	9	22	2.4	16	0	0
Metcalf, Eric	1999	2	20	10.0	17	0	0
Montgomery, Joe	2002	7	20	2.9	5	0	0
Shepard, Russell	2017	2	19	9.5	11	0	0
Carter, Drew	2004-2007	2	18	9.0	11	0	0
Bennett, Brandon	2004	6	17	2.8	11	1	0
Pilares, Kealoha	2011-2012	1	17	17.0	5	0	0
Cotchery, Jerricho	2014-2015	1	16	16.0	16	0	0
Jeffers, Patrick	1999-2001	2	16	8.0	23	0	0
Adams, Joe	2012	3	13	4.3	5	0	0
Brockel, Richie	2011-2015	4	13	3.3	7t	1	0
Peete, Rodney	2002-2004	23	13	0.6	10	0	0
Byrd, Damiere	2016-2018	1	12	12.0	12	0	0
Edwards, Armanti	2010-2013	2	12	6.0	7	0	0
Hoard, Leroy	1996	5	11	2.2	5	0	0
Jarrett, Dwayne	2007-2010	1	11	11.0	11	0	0
Felton, Jerome	2011	3	10	3.3	4	0	0
Stone, Dwight	1995-1998	2	9	4.5	6	0	0
Lytle, Matt	2001	2	8	4.0	4	0	0
Barner, Kenjon	2013	6	7	1.2	2	0	0
Colbert, Kerry	2004-2007	1	6	6.0	6	0	0
Senn, Jordan	2010-2013	1	5	5.0	5	0	0
Smith, Armond	2012-2013	7	5	0.7	5	0	0
Johnson, Keyshawn	2006	1	4	4.0	4	1	0
Haynes, Alex	2007	3	3	1.0	3	0	0
Murphy, Louis	2012	1	3	3.0	3	0	0
Reich, Frank	1995	1	3	3.0	3	0	0
Basanez, Brett	2006	1	2	2.0	2	0	0
Gettis, David	2010-2012	3	2	0.7	19	0	0
Guliford, Eric	1995	2	2	1.0	1	0	0
Avant, Jason	2014	1	1	1.0	1	0	0
Green, Willie	1995-1996	1	1	1.0	1	0	0
Proehl, Ricky	2003-2005	2	1	0.5	9	0	0
Baker, Jason	2005-2011	1	0	0.0	0	0	0
Poole, Tauren	2014	1	0	0.0	0	0	0
Sauerbrun, Todd	2001-2004	1	0	0.0	0	0	0
Nortman, Brad	2012-2015	1	-1	-1.0	-1	0	0
Webb, Joe	2014-2016	1	-1	-1.0	-1	0	0
Bono, Steve	1999	2	-2	-1.0	-1	0	0
Byrd, Isaac	2000-2002	2	-2	-1.0	-2	0	0
Presley, De'Andre	2014	1	-2	-2.0	-2	0	0
Rosario, Dante	2007-2010	1	-2	-2.0	-2	0	0
McCown, Josh	2008	4	-3	-0.8	0	0	0
Carrier, Mark	1995-1998	3	-4	-1.3	4	0	0
Hankton, Karl	2000-2006	2	-4	-2.0	2	0	0
Nakamura, Haruki	2012	1	-4	-4.0	-4	0	0
Walter, Ken	1997-2000	5	-5	-1.0	-5	0	0
TOTAL		10,421	42,571	4.1	77	306	84

TEAM YEAR BY YEAR	1995	454	1,573	3.5	53t	10	2
	1996	502	1,729	3.4	35t	9	5
	1997	441	1,770	4.0	50	11	6
	1998	405	1,458	3.6	41	11	4
	1999	356	1,525	4.3	67t	12	2
	2000	363	1,186	3.3	43	7	2
	2001	354	1,372	3.9	39	9	2
	2002	452	1,586	3.5	59	11	2
	2003	522	2,091	4.0	40	9	7
	2004	422	1,582	3.7	71	10	6
	2005	487	1,679	3.4	70t	17	2
	2006	423	1,659	3.9	43t	7	4
	2007	451	1,824	4.0	75	7	3
	2008	504	2,437	4.8	69t	30	10
	2009	525	2,498	4.8	77	18	9
	2010	428	1,846	4.3	60	7	4
	2011	445	2,408	5.4	74t	26	1
	2012	462	2,088	4.5	72t	21	2
	2013	483	2,026	4.2	56	14	1
	2014	473	2,036	4.3	69t	10	3
	2015	526	2,282	4.3	47	19	2
	2016	453	1,814	4.0	47	16	2
	2017	490	2,102	4.3	69	15	2
TOTAL		10,421	42,571	4.1	77	306	83

ALL-TIME CAREER RECEIVERS

RECEIVING YARDS	YEARS	REC	YDS	AVG	LONG	TDs	100-YD GAMES
Smith, Steve	2001-2013	836	12,197	14.6	80t	67	43
Muhammad, Muhsin	1996-04; 2008-09	696	9,255	13.3	72t	50	27
Olsen, Greg	2011-2018	445	5,575	12.5	78t	33	10
Walls, Wesley	1996-2002	324	3,902	12.0	54	44	3
Carrier, Mark	1995-1998	176	2,547	14.5	66t	13	5
Benjamin, Kelvin	2014-2017	168	2,424	14.4	51	18	5
LaFell, Brandon	2010-2013	167	2,385	14.3	91t	13	2
Ginn Jr., Ted	2013, 2015-2016	134	2,047	15.3	88t	19	2
Hayes, Donald	1998-2001	132	1,855	14.1	56t	7	2
Funchess, Devin	2015-2018	117	1,684	14.4	52	16	2
Ismail, Raghib	1996-1998	117	1,657	14.2	62	10	5
Williams, DeAngelo	2006-2014	178	1,621	9.1	72t	7	1
Green, Willie	1995-1996	93	1,496	16.1	89t	9	5
Colbert, Keary	2004-2007	109	1,424	13.1	63	7	2
Mangum, Kris	1997-2006	151	1,424	9.4	35	9	0
Proehl, Ricky	2003-2005	86	1,327	15.4	69	8	2
Stewart, Jonathan	2008-2017	162	1,295	8.0	55t	7	1
Jeffers, Patrick	1999-2001	77	1,209	15.7	88t	12	5
Cotchery, Jerricho	2014-2015	87	1,065	12.2	59	4	0
Hoover, Brad	2000-2009	145	1,046	7.2	34	6	0
Brown, Corey	2014-2016	79	1,019	12.9	47t	7	0
Foster, DeShaun	2002-2007	126	996	7.9	47	4	0
Carter, Drew	2004-2007	71	977	13.8	49	8	2
King, Jeff	2006-2010	112	923	8.2	31	9	0
Byrd, Isaac	2000-2002	73	897	12.3	42	4	0
Rosario, Dante	2007-2010	82	894	10.9	54	5	0
Goings, Nick	2001-2008	110	880	8.0	37	3	0
Johnson, Anthony	1995-1999	103	816	7.9	55	2	0
Johnson, Keyshawn	2006	70	815	11.6	40	4	1
Dickson, Ed	2014-2017	67	807	12.0	64	5	1
Carruth, Rae	1997-1999	62	804	13.0	52	4	2
Biakabutuka, Tshimanga	1996-2001	77	789	10.2	47	3	0
Tolbert, Mike	2012-2016	94	771	8.2	40	6	0
McCaffrey, Christian	2017-2018	80	651	8.1	37	5	1
Gettis, David	2010-2012	37	508	13.7	88	3	1
Naanee, Legedu	2011	44	467	10.6	28	1	0
Shockey, Jeremy	2011	37	455	12.3	29	4	0
Guliford, Eric	1995	29	444	15.3	49	1	0
Jarrett, Dwayne	2007-2010	35	428	12.2	30t	1	0
Floyd, William	1998-2000	62	416	6.7	25	2	0
Bersin, Brenton	2014-2017	32	415	13.0	30	1	0
Whittaker, Fozzy	2014-2018	47	397	8.4	28t	2	0
Murphy, Louis	2012	25	336	13.4	55	1	0
Gaines, Michael	2004-2006	31	335	10.8	38	2	0
Goodson, Mike	2009-2011	43	329	7.7	32	0	0
Barnidge, Gary	2008-2012	18	320	17.8	55	1	0
Griffith, Howard	1995-1996	38	286	7.5	21	2	0
Greene, Scott	1996-1997	42	284	6.8	25	2	0
Lane, Fred	1997-1999	43	275	6.4	23	0	0
Hankton, Karl	2000-2006	20	267	13.4	31	0	0
Christian, Bob	1995-1996	29	255	8.8	23	1	0

Hetherington, Chris	1999-2001	37	240	6.5	19	1	0
Davis, Stephen	2003-2005	21	236	11.2	25	0	0
Shepard, Russell	2017	17	202	11.9	40t	1	0
Avant, Jason	2014	21	201	9.6	22	1	0
Oliver, Winslow	1996-1998	21	191	9.1	29	0	0
Hackett, DJ	2008	13	181	13.9	37	0	0
Metzelaars, Pete	1995	20	171	8.6	27	3	0
Smith, Lamar	2002	20	167	8.4	58	0	0
Broughton, Luther	1997-1998; 2001	8	164	20.5	68t	1	0
Seidman, Mike	2003-2006	18	158	8.8	27	2	0
Beebe, Don	1995	14	152	10.9	24	1	0
Metcalf, Eric	1999	11	133	12.1	33	0	0
Sutton, Tyrell	2009-2010	18	132	7.3	14	0	0
Mills, Ernie	1997	11	127	11.5	37	1	0
Wiggins, Jermaine	2002-2003	16	125	7.8	23	2	0
Byrd, Damiere	2016-2018	11	121	11.0	21	2	0
Edwards, Armanti	2010-2013	5	121	24.2	82	0	0
Samuel, Curtis	2017-2018	15	115	7.7	23	0	0
Clowney, David	2010	6	102	17.0	31	0	0
Huntley, Richard	2001	21	101	4.8	23	1	0
Brown, Dee	2002	17	86	5.1	15	1	0
Gardner, Rod	2005	9	84	9.3	15	1	0
Workman, Vince	1995	13	74	5.7	14	0	0
Artis-Payne, Cameron	2015-2018	7	71	10.1	20	0	0
Moore, Kenny	2008-2009	6	59	9.8	22	0	0
Clay, Kaelin	2017	5	57	11.4	15	0	0
Crawford, Casey	2000-2001	5	57	11.4	16	1	0
Hixon, Domenik	2013	7	55	7.9	14t	1	0
Kinchen, Brian	1999-2000	6	52	8.7	26t	2	0
Rasby, Walter	1995-1997	6	48	8.0	15	0	0
Uwaezuoke, Iheanyi	2000	4	46	11.5	21	0	0
Williams, Brandon	2013-2015	4	44	11.0	16	0	0
Pilares, Kealoha	2011-2012	2	42	21.0	36t	1	0
Bates, Michael	1996-2000	6	40	6.7	23	0	0
Fauria, Christian	2007	5	39	7.8	16	2	0
Biddle, Taye	2006	3	37	12.3	22	0	0
Robinson, Ryne	2007-2008	4	35	8.8	12	0	0
Fiammetta, Tony	2009-2010	5	34	6.8	11	0	0
Newton, Cam	2011-2018	1	33	33.0	27	0	0
Campbell, Matt	1995-2000	3	32	10.7	12	0	0
Jones, Mark	2008	2	32	16.0	19	0	0
Reaves, Darrin	2014	5	31	6.2	16	0	0
Hartsock, Ben	2011-2013	2	30	15.0	25	0	0
Manhertz, Chris	2016-2018	3	27	9.0	11	0	0
Brockel, Richie	2011-2015	4	25	6.3	12	0	0
Felton, Jerome	2011	2	24	12.0	17	0	0
Thomas, Blair	1995	3	24	8.0	14	0	0
Tillman, Lawyer	1995	2	22	11.0	12	0	0
Webb, Joe	2014-2016	2	19	9.5	16	0	0
Stone, Dwight	1995-1998	2	18	9.0	11	0	0
Smart, Rod	2002-2005	4	16	4.0	5	0	0
Dyson, Kevin	2003	2	15	7.5	9	0	0
Haynes, Alex	2007	3	14	4.7	6	0	0
Moore, Derrick	1995	4	12	3.0	5	0	0
Simonson, Scott	2015-2017	1	10	10.0	10	0	0
Adams, Joe	2012	1	7	7.0	7	0	0

Barner, Kenjon	2013	2	7	3.5	5	0	0
Martin, Charly	2009-2010	1	6	6.0	6	0	0
Shelton, Eric	2006	1	6	6.0	6	0	0
Ajirotutu, Seyi	2011	1	4	4.0	4	0	0
Craig, Dameyune	1999-2001	2	4	2.0	4	0	0
Dennis, Mark	1995-1996	1	3	3.0	3	0	0
Gross, Jordan	2003-13	0	1	0.0	1	0	0
Collins, Kerry	1995-1998	1	-11	-11.0	-11	0	0
TOTAL		6,711	80,202	12.0	91t	477	130

TEAM YEAR BY YEAR	1995	263	3,304	12.6	89t	16	7
	1996	273	3,333	12.2	55	22	3
	1997	289	3,156	10.9	59t	17	5
	1998	292	3,624	12.4	72t	25	7
	1999	345	4,447	12.9	88t	36	11
	2000	340	3,850	11.3	54	19	7
	2001	314	3,098	9.9	48	12	2
	2002	255	2,981	11.7	69	15	5
	2003	270	3,238	12.0	67t	19	5
	2004	311	3,889	12.5	63	29	9
	2005	269	3,485	13.0	80t	25	10
	2006	325	3,486	10.7	72t	19	7
	2007	285	2,941	10.3	74t	19	5
	2008	246	3,288	13.4	65t	15	9
	2009	264	3,070	11.6	66	16	2
	2010	256	2,635	10.3	88t	9	1
	2011	312	4,089	13.1	91t	21	8
	2012	284	3,927	13.8	82	19	6
	2013	292	3,379	11.6	79t	24	1
	2014	327	3,828	11.7	51	23	6
	2015	300	3,873	12.9	74t	35	4
	2016	306	3,962	12.9	88t	21	4
	2017	293	3,319	11.3	64	22	4
TOTAL		6,711	80,202	12.0	91t	478	128

ALL-TIME CAREER INTERCEPTORS

INTERCEPTORS	YEARS	INTS	YDS	AVG	LONG	TDs
Gamble, Chris	2004-2012	27	326	12.1	61t	2
Davis, Eric	1996-2000	25	226	9.0	56t	2
Minter, Mike	1997-2006	17	421	24.8	62	4
Kuechly, Luke	2012-2018	15	127	8.5	32t	1
Marshall, Richard	2006-2010	14	315	22.5	73	2
Evans, Doug	1998-2001	14	162	11.6	49	1
Lucas, Ken	2005-2008	13	158	12.2	43	0
Davis, Thomas	2005-2018	13	79	6.1	31	0
Godfrey, Charles	2008-2014	11	179	16.3	38	1
Coleman, Kurt	2015-2017	11	146	13.3	37	2
Grant, Deon	2000-2003	11	137	12.5	43	0
Beason, Jon	2007-2013	9	107	11.9	44	0
Manning, Ricky	2003-2005	9	99	11.0	30	1
Munnerlyn, Captain	2009-13; 2017-18	7	230	32.9	74t	5
Norman, Josh	2012-2015	7	172	24.6	46t	2
Maxie, Brett	1995-1996	7	94	13.4	49	0
Witherspoon, Will	2002-2005	7	93	13.3	35	1
Cota, Chad	1995-1997	7	91	13.0	35	0
Mills, Sam	1995-1997	7	86	12.3	36t	1
Martin, Sherrod	2009-2012	7	85	12.1	34	0
Hitchcock, Jimmy	2000-2001	6	181	30.2	88t	1
Peppers, Julius	2002-09; 2017-18	6	177	29.5	97	2
Terrell, Pat	1995-1997	6	39	6.5	21	0
Morgan, Dan	2001-2007	5	56	11.2	22	0
Harris, Chris	2007-2009	5	49	9.8	30	0
Poole, Tyrone	1995-1997	5	43	8.6	35	0
Howard, Reggie	2001-2003	5	37	7.4	16	0
Wallace, Al	2002-2006	4	96	24.0	53	0
Brady, Jeff	1998	4	85	21.3	43	0
Branch, Colin	2003-2006	4	79	19.8	76	0
Mitchell, Mike	2013	4	63	15.8	38	0
Harper, Roman	2014-2015	4	43	10.8	31t	1
Bradberry, James	2016-2017	4	24	6.0	16	0
Boston, Tre	2014-2016	3	113	37.7	84t	1
McKyer, Tim	1995	3	99	33.0	96t	1
McCree, Marlon	2005	3	73	24.3	46	0
White, Melvin	2013-2014	3	32	10.7	23	0
Cook, Toi	1996-1997	3	28	9.3	22	0
Worley, Daryl	2016-2017	3	22	7.3	22	0
Cooper, Deke	2002; 2007	3	19	6.3	19	0
Anderson, James	2006-2012	3	6	2.0	5	0
Lester, Robert	2013-2014	3	5	1.7	5	0
Cason, Antoine	2014	2	81	40.5	80	0
Fields, Mark	2002-2004	2	51	25.5	30	0
Adams, Mike	2017-2018	2	42	21.0	40	0
Florence, Drayton	2013	2	40	20.0	38t	1
Nakamura, Haruki	2012	2	39	19.5	21	0
Buckner, Brentson	2001-2005	2	37	18.5	29	0
Alexander, Brent	1998-1999	2	18	9.0	18	0
Greene, Kevin	1996,1998-1999	2	18	9.0	18	0
Wells, Dean	1999-2001	2	15	7.5	14	0

McDaniel, Emmanuel	2002	2	13	6.5	13	0
Jones, Colin	2012-2018	2	10	5.0	10	0
Cousin, Terry	2002	2	4	2.0	4	0
Gilbert, Sean	1998-2002	2	4	2.0	4	0
Benwikere, Bené	2014-2016	2	1	0.5	1	0
Williams, Shaun	2006	2	1	0.5	1	0
Tillman, Charles	2015	2	0	0.0	0	0
Stanford, R.J.	2010-2011	1	53	53.0	53	0
Smith, Rod	1995-1996,1997-1998	1	43	43.0	43	0
Lofton, Steve	1995-1996,1998-1999	1	42	42.0	42	0
DeCoud, Thomas	2014	1	35	35.0	35	0
McDowell, Bubba	1995	1	33	33.0	33	0
Kragen, Greg	1995-1997	1	29	29.0	29	0
Edwards, Dwan	2012-2015	1	27	27.0	27	0
Richardson, Damien	1998-2004	1	27	27.0	27	0
McClain, Robert	2010; 2015-2016	1	24	24.0	24	0
Veland, Tony	1998	1	24	24.0	24	0
Allen, Brian	2002-2004	1	21	21.0	21	0
Senn, Jordan	2009-2013	1	21	21.0	21	0
Nelson, Jonathan	2011	1	20	20.0	20	0
Williams, Teddy	2015-2017	1	19	19.0	19	0
Moorehead, Kindal	2003-2007	1	17	17.0	17	1
Thompson, Shaq	2015-2018	1	12	12.0	12	0
Barrow, Micheal	1997-1999	1	10	10.0	10	0
Burton, Shane	2002-2003	1	10	10.0	10	0
Hawkins, Artrell	2004	1	9	9.0	9	0
Kesier, Thomas	2011-2012	1	9	9.0	9	0
Klein, A.J.	2013-2015	1	8	8.0	8	0
Morton, Christian	2006	1	8	8.0	8	0
Ealy, Kony	2014-2016	1	7	7.0	7	0
McGill, Lenny	1998	1	6	6.0	6	0
Johnson, Ed	2010	1	5	5.0	5	0
Manuel, Marquand	2007	1	4	4.0	4	0
Lloyd, Greg	1998	1	3	3.0	3	0
King, Shawn	1995-1998	1	1	1.0	1	0
Lathon, Lamar	1995-1998	1	1	1.0	1	0
Anderson, Rashard	2000-2001	1	0	0.0	0	0
Brown, Everette	2009-2010	1	0	0.0	0	0
Diggs, Na'il	2006-2009	1	0	0.0	0	0
Navies, Hannibal	2000-2002	1	0	0.0	0	0
Pieri, Damon	1995-1997	1	0	0.0	0	0
Robinson, Eugene	2000	1	0	0.0	0	0
Rucker, Mike	1999-2007	1	0	0.0	0	0
Thomas, Josh	2011-13	1	0	0.0	0	0
Towns, Lester	2000-2003	1	0	0.0	0	0
Williams, Jay	2000-2002	1	0	0.0	0	0
Woodall, Lee	2000	1	0	0.0	0	0
Pugh, Jordan	2010-2011	1	-2	-2.0	-2	0
TOTAL		373	5,276	14.1	97	31

ALL-TIME 300-YARD PASSING GAMES

PLAYER	DATE	OPPONENT	ATT	CMP	YDS	TD	INT
Newton, Cam	9/18/2011	Green Bay	46	28	432	1	3
Weinke, Chris	12/10/2006	New York Giants	61	34	423	1	3
Newton, Cam	9/11/2011	at Arizona	37	24	422	2	1
Newton, Cam	10/2/2011	at Chicago	46	27	374	1	1
Beuerlein, Steve	12/12/1999	at Green Bay	42	29	373	3	0
Beuerlein, Steve	12/18/1999	San Francisco	38	27	368	4	0
Delhomme, Jake	10/15/2006	at Baltimore	39	24	365	2	2
Beuerlein, Steve	9/10/2000	at San Francisco	32	24	364	3	1
Delhomme, Jake	10/19/2003	Tennessee	49	31	362	2	0
Newton, Cam	10/8/2017	at Detroit	33	26	355	3	0
Newton, Cam	9/18/2016	San Francisco	40	24	353	4	1
Delhomme, Jake	10/30/2005	Minnesota	30	21	341	3	0
Newton, Cam	12/20/2015	at New York Giants	45	25	340	5	0
Delhomme, Jake	12/18/2004	at Atlanta	35	24	340	2	1
Newton, Cam†	1/24/2016	Arizona	28	19	335	2	1
Collins, Kerry	11/26/1995	at New Orleans	46	17	335	3	4
Beuerlein, Steve	10/3/1999	at Washington	47	23	334	1	1
Beuerlein, Steve	10/8/2000	Seattle	39	27	332	2	1
Newton, Cam	12/6/2015	at New Orleans	41	28	331	5	1
Reich, Frank	9/3/1995	at Atlanta	44	23	329	2	0
Collins, Kerry	9/21/1997	Kansas City	47	24	328	1	4
Collins, Kerry	12/8/1996	at San Francisco	37	22	327	3	0
Delhomme, Jake	10/25/2009	Buffalo	44	27	325	0	3
Delhomme, Jake†	2/1/2004	New England	33	16	323	3	0
Newton, Cam	10/16/2016	at New Orleans	47	27	322	2	1
Beuerlein, Steve	1/2/2000	New Orleans	41	22	322	5	0
Delhomme, Jake†	1/15/2006	at Chicago	33	24	319	3	1
Peete, Rodney	12/8/2002	Cincinnati	29	21	319	3	1
Delhomme, Jake	11/16/2003	Washington	30	20	317	0	2
Newton, Cam	10/1/2017	at New England	29	22	316	3	1
Delhomme, Jake	9/16/2007	Houston	41	27	316	3	1
Newton, Cam	9/27/2015	New Orleans	31	20	315	2	0
Newton, Cam	10/28/2012	at Chicago	39	20	314	0	2
Weinke, Chris	12/23/2001	St. Louis	51	24	312	1	0
Peete, Rodney	11/10/2002	New Orleans	40	23	310	2	1
Peete, Rodney	9/15/2002	Detroit	32	21	310	1	0
Beuerlein, Steve	10/22/2000	San Francisco	44	28	309	3	0
Collins, Kerry	10/29/1995	at New England	45	25	309	2	1
Delhomme, Jake	10/3/2004	Atlanta	38	23	308	0	2
Delhomme, Jake	9/20/2009	at Atlanta	41	25	308	1	1
Moore, Matt	10/24/2010	San Francisco	41	28	308	2	1
Newton, Cam	10/6/2013	at Arizona	39	21	308	0	3
Delhomme, Jake	1/2/2005	New Orleans	50	24	307	2	0
Newton, Cam	11/10/2014	at Philadelphia	40	25	306	2	3
Newton, Cam	11/26/2012	at Philadelphia	28	18	306	2	0
Delhomme, Jake	11/14/2004	at San Francisco	34	19	303	3	0
Newton, Cam	9/9/2012	at Tampa Bay	33	23	303	1	2
Collins, Kerry	10/4/1998	at Atlanta	38	20	302	3	2
Newton, Cam	12/19/2016	at Washington	37	21	300	2	0
Beuerlein, Steve	10/17/1999	at San Francisco	36	23	300	4	3

† POSTSEASON

ALL-TIME 100-YARD RUSHING GAMES

PLAYER	DATE	OPPONENT	RSH	YDS	TD
Williams, DeAngelo	12/30/2012	at New Orleans	21	210	2
Stewart, Jonathan	12/27/2009	at New York Giants	28	206	1
Williams, DeAngelo	12/8/2008	Tampa Bay	19	186	2
Williams, DeAngelo	12/28/2008	at New Orleans	25	178	0
Davis, Stephen	10/26/2003	at New Orleans	31	178	2
Foster, DeShaun	9/19/2004	at Kansas City	32	174	1
Huntley, Richard	1/6/2002	New England	21	168	0
Foster, DeShaun	1/1/2006	at Atlanta	18	165	1
Davis, Stephen	10/5/2003	New Orleans	30	159	1
Williams, DeAngelo	11/1/2009	at Arizona	23	158	0
Stewart, Jonathan	12/7/2014	New Orleans	20	155	1
Smith, Lamar	9/22/2002	at Minnesota	30	154	2
Davis, Stephen	11/2/2003	at Houston	30	153	0
Davis, Stephen	9/28/2003	Atlanta	21	153	1
Williams, DeAngelo	10/18/2009	at Tampa Bay	30	152	2
Foster, DeShaun†	1/8/2006	at New York Giants	27	151	0
Williams, DeAngelo	11/8/2009	at New Orleans	21	149	2
Lane, Fred	11/2/1997	Oakland	28	147	3
Davis, Stephen	9/14/2003	at Tampa Bay	33	142	0
Biakabutuka, Tshimanga	10/3/1999	at Washington	12	142	3
Williams, DeAngelo	11/9/2008	at Oakland	19	140	1
Lane, Fred	12/8/1997	at Dallas	34	138	0
Stewart, Jonathan	12/19/2010	Arizona	27	137	0
Johnson, Anthony	8/31/1997	Washington	20	134	0
Stewart, Jonathan	12/12/2010	Atlanta	18	133	0
Stewart, Jonathan	12/19/2016	at Washington	25	132	0
Biakabutuka, Tshimanga	9/26/1999	Cincinnati	8	132	2
Foster, DeShaun	12/4/2005	Atlanta	24	131	1
Stewart, Jonathan	11/16/2008	Detroit	15	130	1
Goings, Nick	12/26/2004	at Tampa Bay	33	127	0
Johnson, Anthony	10/13/1996	St. Louis	22	126	0
Stewart, Jonathan	10/25/2015	Philadelphia	24	125	0
Stewart, Jonathan	1/3/2010	New Orleans	16	125	1
Stewart, Jonathan†	1/3/2015	Arizona	24	123	1
Williams, DeAngelo	10/5/2008	Kansas City	20	123	2
Johnson, Anthony	11/17/1996	at St. Louis	27	123	1
Johnson, Anthony	10/20/1996	New Orleans	29	123	0
Moore, Derrick	10/1/1995	Tampa Bay	21	123	1
Stewart, Jonathan	12/21/2014	Cleveland	24	122	0
Williams, DeAngelo	11/19/2009	Miami	13	122	0
Foster, DeShaun	9/23/2007	at Atlanta	20	122	0
Goings, Nick	12/5/2004	at New Orleans	36	122	1
Brown, Dee	12/1/2002	at Cleveland	27	122	0
Williams, DeAngelo	12/30/2007	at Tampa Bay	20	121	2
Williams, DeAngelo	10/14/2007	at Arizona	10	121	1
Goings, Nick	11/21/2004	Arizona	22	121	3
Biakabutuka, Tshimanga	10/21/2001	at Washington	20	121	1
Williams, DeAngelo	9/22/2013	New York Giants	23	120	0
Goodson, Mike	11/21/2010	Baltimore	22	120	0
Stewart, Jonathan	12/6/2009	Tampa Bay	26	120	1
Williams, DeAngelo	11/16/2008	Detroit	14	120	2

Lane, Fred	12/14/1997	Green Bay	19	119	1
Moore, Derrick	10/29/1995	at New England	28	119	0
Hoover, Brad	11/27/2000	Green Bay	24	117	1
Newton, Cam	12/9/2012	Atlanta	9	116	1
Williams, DeAngelo	10/9/2011	New Orleans	9	115	1
Stewart, Jonathan	12/8/2008	Tampa Bay	15	115	2
Davis, Stephen	11/30/2003	Philadelphia	23	115	0
Williams, DeAngelo	11/19/2006	St. Louis	20	114	0
Lane, Fred	11/30/1997	New Orleans	13	112	1
Davis, Stephen	9/7/2003	Jacksonville	22	111	0
Johnson, Anthony	12/1/1996	Tampa Bay	26	111	1
Stewart, Jonathan	11/13/2017	Miami	17	110	1
Stewart, Jonathan	10/18/2009	at Tampa Bay	17	110	1
Stewart, Jonathan	12/20/2009	Minnesota	25	109	1
Biakabutuka, Tshimanga	12/27/1998	at Indianapolis	25	109	1
Williams, DeAngelo	12/21/2008	at New York Giants	24	108	4
Williams, DeAngelo	10/26/2008	Arizona	17	108	1
Goings, Nick	12/12/2004	St. Louis	31	108	1
Newton, Cam	10/13/2014	at Cincinnati	17	107	1
Foster, DeShaun	10/8/2006	Cleveland	24	106	0
Goings, Nick	11/28/2004	Tampa Bay	23	106	0
Foster, DeShaun	10/1/2006	New Orleans	16	105	1
Davis, Stephen†	1/3/2004	Dallas	26	104	1
Biakabutuka, Tshimanga	10/26/1997	Atlanta	23	104	2
Johnson, Anthony†	1/5/1997	Dallas	26	104	0
Stewart, Jonathan	12/10/2017	Minnesota	16	103	3
Biakabutuka, Tshimanga	10/8/2000	Seattle	23	103	0
Biakabutuka, Tshimanga	12/13/1998	Washington	17	103	1
Stewart, Jonathan	11/22/2015	Washington	21	102	0
Foster, DeShaun	12/24/2006	at Atlanta	28	102	0
Johnson, Anthony	10/6/1996	at Minnesota	23	102	1
Williams, DeAngelo	11/23/2008	at Atlanta	19	101	1
Lane, Fred	11/1/1998	New Orleans	35	101	1
Whittaker, Fozzy	9/18/2016	San Francisco	16	100	0
Newton, Cam	12/20/2015	at New York Giants	8	100	0
Goodson, Mike	11/14/2010	at Tampa Bay	23	100	0
Lane, Fred	9/13/1998	at New Orleans	18	100	0

† POSTSEASON

ALL-TIME 100-YARD RECEIVING GAMES

Player	Date	Opponent	Rec	Yds	TD
Smith, Steve†	1/15/2006	at Chicago	12	218	2
Smith, Steve	10/30/2005	Minnesota	11	201	1
Muhammad, Muhsin	9/13/1998	at New Orleans	9	192	1
Smith, Steve	10/15/2006	at Baltimore	8	189	1
Muhammad, Muhsin	11/16/2003	Washington	9	189	0
Olsen, Greg	10/10/2016	Tampa Bay	9	181	0
Smith, Steve	10/2/2011	at Chicago	8	181	0
Muhammad, Muhsin	12/5/2004	at New Orleans	10	179	1
Smith, Steve	9/11/2011	at Arizona	8	178	2
Smith, Steve	9/25/2005	at Miami	11	170	3
Smith, Steve	11/20/2005	at Chicago	14	169	0
Smith, Steve	11/23/2008	at Atlanta	8	168	0
Smith, Steve	12/14/2008	Denver	9	165	1
Jeffers, Patrick	1/2/2000	New Orleans	7	165	2
Smith, Steve†	1/10/2004	at St. Louis	6	163	1
Jeffers, Patrick	12/27/1999	at Pittsburgh	5	160	2
Smith, Steve	12/20/2009	Minnesota	9	157	1
Green, Willie	12/8/1996	at San Francisco	7	157	1
Green, Willie	11/12/1995	at St. Louis	6	157	1
Smith, Steve	9/18/2011	Green Bay	6	156	0
Smith, Steve	9/16/2007	Houston	8	153	3
Smith, Steve	10/19/2003	Tennessee	10	151	1
Muhammad, Muhsin	10/3/1999	at Washington	8	151	0
Smith, Steve	11/13/2006	Tampa Bay	8	149	1
Muhammad, Muhsin	9/28/2008	Atlanta	8	147	1
Jeffers, Patrick	12/12/1999	at Green Bay	8	147	2
Walls, Wesley	9/7/1997	at Atlanta	7	147	0
Green, Willie	12/17/1995	Atlanta	4	147	1
Carter, Drew	12/10/2006	New York Giants	8	144	1
Smith, Steve	12/8/2002	Cincinnati	5	144	1
Smith, Steve	10/23/2011	Washington	7	143	0
Muhammad, Muhsin†	2/1/2004	New England	4	140	1
Smith, Steve	9/11/2005	New Orleans	8	138	1
Jeffers, Patrick	12/18/1999	San Francisco	8	138	1
Smith, Steve	12/22/2007	Dallas	9	137	1
Smith, Steve	10/14/2007	at Arizona	10	136	1
Muhammad, Muhsin	12/18/2004	at Atlanta	10	135	1
Smith, Steve†	1/3/2004	Dallas	5	135	1
Olsen, Greg	9/27/2015	New Orleans	8	134	2
Smith, Steve	12/28/2008	at New Orleans	5	134	0
Proehl, Ricky	11/9/2003	Tampa Bay	3	133	1
Hayes, Donald	11/28/1999	Atlanta	5	133	1
Carter, Drew	11/18/2007	at Green Bay	5	132	1
Muhammad, Muhsin	9/23/2001	at Atlanta	10	132	0
Carrier, Mark	11/26/1995	at New Orleans	6	132	2
Olsen, Greg	10/18/2015	at Seattle	7	131	1
Smith, Steve	9/20/2009	at Atlanta	8	131	0
Smith, Steve	1/1/2006	at Atlanta	9	131	1
Muhammad, Muhsin	11/27/2000	Green Bay	11	131	2
Olsen, Greg	12/6/2015	at New Orleans	9	129	0
Muhammad, Muhsin	10/22/2000	San Francisco	9	127	0

Smith, Steve	10/22/2006	at Cincinnati	8	126	0
Muhammad, Muhsin	12/18/1999	San Francisco	11	126	3
Smith, Steve	12/11/2011	Atlanta	6	125	0
Gettis, David	10/24/2010	San Francisco	8	125	2
Muhammad, Muhsin	11/14/1999	at St. Louis	9	125	0
Carrier, Mark	9/26/1996	at Jacksonville	8	124	2
Smith, Steve	10/16/2005	at Detroit	6	123	1
Muhammad, Muhsin	11/14/2004	at San Francisco	6	123	3
Olsen, Greg	9/18/2016	San Francisco	5	122	1
Smith, Steve	10/19/2008	New Orleans	6	122	1
Green, Willie	9/3/1995	at Atlanta	7	121	1
Ginn, Jr., Ted	12/13/2015	Atlanta	2	120	2
Smith, Steve	12/2/2012	at Kansas City	5	120	1
Olsen, Greg	11/10/2014	at Philadelphia	6	119	0
Smith, Steve	10/9/2005	at Arizona	8	119	2
Ismail, Raghieb	9/6/1998	Atlanta	6	119	1
Smith, Steve	10/28/2012	at Chicago	7	118	0
Smith, Steve	9/9/2007	at St. Louis	7	118	1
Muhammad, Muhsin	11/21/2004	Arizona	6	118	2
Muhammad, Muhsin	12/13/1998	Washington	7	118	0
Smith, Steve	12/8/2008	Tampa Bay	9	117	1
Smith, Steve	10/26/2008	Arizona	5	117	2
Muhammad, Muhsin	9/26/1999	Cincinnati	8	117	0
Ismail, Raghieb	10/11/1998	at Dallas	6	117	2
Olsen, Greg	12/17/2017	Green Bay	9	116	1
Smith, Steve	9/29/2002	at Green Bay	5	116	0
Ginn, Jr., Ted	11/27/2016	at Oakland	4	115	1
Benjamin, Kelvin	9/21/2014	Pittsburgh	8	115	1
Muhammad, Muhsin	12/26/2004	at Tampa Bay	8	115	2
Colbert, Keary	10/10/2004	at Denver	4	115	1
Hayes, Donald	9/10/2000	at San Francisco	6	115	1
Muhammad, Muhsin	10/3/2004	Atlanta	7	114	0
Muhammad, Muhsin	12/24/2000	at Oakland	10	114	0
Carrier, Mark	10/8/1995	at Chicago	5	114	1
Brown, Corey†	1/24/2016	Arizona	4	113	1
Olsen, Greg†	1/24/2016	Arizona	6	113	0
Smith, Steve	10/12/2008	at Tampa Bay	6	112	0
Smith, Steve	9/24/2006	at Tampa Bay	7	112	0
Muhammad, Muhsin	11/10/2002	New Orleans	4	112	0
Olsen, Greg	12/14/2014	Tampa Bay	10	110	0
Carruth, Rae	9/21/1997	Kansas City	8	110	0
Benjamin, Kelvin	11/16/2014	Atlanta	9	109	1
Smith, Steve	12/9/2012	Atlanta	7	109	0
Ismail, Raghieb	12/27/1998	at Indianapolis	7	109	1
Funchess, Devin	11/26/2017	at New York Jets	7	108	0
Benjamin, Kelvin	9/18/2016	San Francisco	7	108	2
Muhammad, Muhsin	9/10/2000	at San Francisco	8	108	1
Ismail, Raghieb	11/3/1996	at Atlanta	5	108	0
LaFell, Brandon	10/13/2013	at Minnesota	4	107	1
Muhammad, Muhsin	9/15/2002	Detroit	8	107	1
Jeffers, Patrick	12/5/1999	St. Louis	7	107	1
Carruth, Rae	10/12/1997	at Minnesota	6	107	1
Smith, Steve	9/9/2012	at Tampa Bay	7	106	0
Johnson, Keyshawn	9/17/2006	at Minnesota	5	106	0
Smith, Steve	11/6/2005	at Tampa Bay	5	106	1
Muhammad, Muhsin	10/31/2004	at Seattle	8	106	2

Muhammad, Muhsin	12/8/2002	Cincinnati	8	106	1
Walls, Wesley	11/23/1997	at St. Louis	8	106	0
Olsen, Greg	10/19/2014	at Green Bay	8	105	0
Smith, Steve	11/30/2008	at Green Bay	4	105	0
Green, Willie	11/26/1995	at New Orleans	4	105	1
Benjamin, Kelvin	10/1/2017	at New England	4	104	0
Benjamin, Kelvin	12/14/2014	Tampa Bay	8	104	0
Ginn, Jr., Ted†	1/12/2014	San Francisco	4	104	0
Smith, Steve	9/16/2012	New Orleans	3	104	0
Proehl, Ricky	12/24/2005	Dallas	2	104	1
Muhammad, Muhsin	12/9/2001	at Buffalo	8	104	0
Muhammad, Muhsin	10/4/1998	at Atlanta	4	104	1
LaFell, Brandon	12/24/2011	Tampa Bay	3	103	1
Smith, Steve	12/11/2005	Tampa Bay	5	103	0
Muhammad, Muhsin†	1/3/2004	Dallas	4	103	0
Smith, Steve	10/12/2003	at Indianapolis	6	103	1
Muhammad, Muhsin	9/19/1999	Jacksonville	4	103	1
Olsen, Greg	11/11/2012	Denver	9	102	2
Muhammad, Muhsin	12/10/2000	at Kansas City	8	102	0
Walls, Wesley	10/8/2000	Seattle	7	102	0
Ismail, Raghib	11/30/1997	New Orleans	6	102	0
McCaffrey, Christian	9/24/2017	New Orleans	9	101	0
Williams, DeAngelo	12/4/2006	at Philadelphia	7	101	1
Carrier, Mark	12/24/1995	at Washington	7	101	0
Smith, Steve	10/30/2011	Minnesota	7	100	1
Stewart, Jonathan	9/18/2011	Green Bay	8	100	0
Colbert, Keary	10/31/2004	at Seattle	4	100	0
Smith, Steve	10/26/2003	at New Orleans	9	100	0
Carrier, Mark	10/25/1998	Buffalo	5	100	1

† POSTSEASON

OPPONENTS' ALL-TIME 300-YARD PASSING GAMES

PLAYER	DATE	OPPONENT	ATT	CMP	YDS	TD	INT
Ryan, Matt	10/2/2016	at Atlanta	37	28	503	4	1
Brees, Drew	10/16/2016	New Orleans	49	34	465	4	1
Green, Trent	11/5/2000	at St. Louis	42	29	431	2	0
Brees, Drew	12/30/2012	at New Orleans	43	29	396	4	1
McCown, Josh	10/9/2005	at Arizona	46	29	394	2	3
Young, Steve	12/8/1996	at San Francisco	41	27	393	3	2
Brees, Drew	1/1/2012	at New Orleans	35	28	389	5	1
Favre, Brett	9/27/1998	Green Bay	45	27	388	5	3
Brees, Drew	12/28/2008	at New Orleans	49	30	386	4	1
Warner, Kurt	10/26/2008	Arizona	49	35	381	2	1
Rodgers, Aaron	11/9/2015	Green Bay	48	25	369	4	1
Ryan, Matt	9/30/2012	at Atlanta	40	25	369	3	1
Winston, Jameis	12/24/2017	Tampa Bay	27	21	367	1	0
Wilson, Russell†	1/17/2016	Seattle	48	31	366	3	2
Palmer, Carson	10/30/2016	Arizona	46	35	363	3	1
Harrington, Joey	9/23/2007	at Atlanta	44	31	361	2	0
Brees, Drew	10/9/2011	New Orleans	45	32	359	2	1
Culpepper, Daunte	11/19/2000	at Minnesota	29	22	357	3	0
Brady, Tom†	2/1/2004	at New England	48	32	354	3	1
Warner, Kurt	12/5/1999	St. Louis	31	22	351	3	2
Brees, Drew	10/1/2006	New Orleans	38	28	349	1	0
Griese, Brian	11/28/2004	Tampa Bay	39	27	347	2	1
Banks, Tony	10/21/2001	at Washington	30	17	346	1	1
King, Shaun	11/21/2004	Arizona	52	28	343	1	3
Ryan, Matt	12/9/2012	Atlanta	49	34	342	2	1
Detmer, Ty	10/27/1996	at Philadelphia	38	23	342	1	1
Johnson, Brad	9/14/2003	at Tampa Bay	61	34	339	1	1
Johnson, Brad	10/3/1999	at Washington	33	20	337	4	0
Young, Steve	12/10/1995	San Francisco	45	31	336	2	1
Stafford, Matthew	11/20/2011	at Detroit	36	28	335	5	2
Sanchez, Mark	11/10/2014	at Philadelphia	37	20	332	2	0
Bulger, Marc†	1/10/2004	St. Louis	46	27	332	0	3
Brees, Drew	11/8/2009	at New Orleans	35	24	330	1	1
Brooks, Aaron	12/2/2001	at New Orleans	40	26	330	3	1
Flacco, Joe	9/28/2014	at Baltimore	31	22	327	3	0
Grbac, Elvis	11/5/1995	at San Francisco	37	26	327	0	2
Winston, Jameis	1/3/2016	Tampa Bay	47	29	325	0	2
Brees, Drew	9/16/2012	New Orleans	49	31	325	1	2
Toliver, Billy Joe	11/1/1998	New Orleans	48	24	325	2	2
Dalton, Andy	10/12/2014	at Cincinnati	43	33	323	2	2
Freeman, Josh	12/6/2009	Tampa Bay	44	23	321	0	5
Garcia, Jeff	12/8/2008	Tampa Bay	38	24	321	2	0
Griese, Brian	12/26/2004	at Tampa Bay	41	30	321	3	2
Russell Wilson	9/8/2013	Seattle	33	25	320	1	0
Ryan, Matt	12/11/2011	Atlanta	38	22	320	4	0
Roethlisberger, Ben	12/23/2010	at Pittsburgh	32	22	320	1	0
Ryan, Matt	12/31/2017	at Atlanta	45	28	317	1	0
Cousins, Kirk	12/19/2016	at Washington	47	32	315	0	1
Carr, Derek	11/27/2016	at Oakland	38	26	315	2	1
Grbac, Elvis	12/10/2000	at Kansas City	44	31	315	1	2
Chandler, Chris	11/28/1999	Atlanta	42	24	315	4	0

Ryan, Matt	11/5/2017	Atlanta	38	24	313	2	1
Brees, Drew	12/8/2013	at New Orleans	42	30	313	4	0
Garcia, Jeff	12/4/2006	at Philadelphia	39	21	312	3	0
McCown, Luke	9/27/2015	New Orleans	38	31	310	0	1
Tannehill, Ryan	11/24/2013	at Miami	42	28	310	1	1
George, Jeff	12/17/1995	Atlanta	53	29	310	2	2
Kolb, Kevin	9/11/2011	at Arizona	27	18	309	2	0
Rodgers, Aaron	9/18/2011	Green Bay	30	19	308	2	0
Favre, Brett	9/30/2001	Green Bay	39	25	308	3	2
McCown, Josh	11/26/2017	at New York Jets	36	19	307	3	0
Brady, Tom	10/1/2017	at New England	45	32	307	2	0
Garcia, Jeff	10/22/2000	San Francisco	39	25	307	2	1
Ryan, Matt	12/27/2015	at Atlanta	30	23	306	1	0
Garcia, Jeff	11/18/2001	San Francisco	54	34	305	3	2
George, Jeff	11/2/1997	Oakland	38	24	304	2	1
Favre, Brett	10/3/2005	Green Bay	47	28	303	4	1
Garcia, Jeff	12/18/1999	San Francisco	46	29	303	2	1
Favre, Brett	12/12/1999	at Green Bay	38	26	302	2	1
Manning, Peyton	11/11/2012	Denver	38	27	301	1	0
Flacco, Joe	11/21/2010	Baltimore	33	24	301	1	0

† POSTSEASON

OPPONENTS' ALL-TIME 100-YARD RUSHING GAMES

PLAYER	DATE	OPPONENT	RSH	YDS	TD
Ward, Derrick	12/21/2008	at New York Giants	15	215	0
Forte, Matt	10/2/2011	at Chicago	25	205	1
Faulk, Marshall	12/23/2001	St. Louis	30	202	2
Alexander, Shaun	10/31/2004	at Seattle	32	195	1
Jones, Julius	12/24/2005	Dallas	34	194	2
Droughns, Reuben	10/10/2004	at Denver	30	193	0
Faulk, Marshall	11/11/2001	at St. Louis	15	183	2
Brown, Bryce	11/26/2012	at Philadelphia	19	178	2
Forte, Matt	10/10/2010	Chicago	22	166	2
Martin, Curtis	10/28/2001	New York Jets	27	159	0
Bell, Le'Veon	9/21/2014	Pittsburgh	21	147	0
Williams, Ricky	10/14/2001	New Orleans	31	147	1
Candidate, Trung	11/11/2001	at St. Louis	16	145	1
Williams, Ricky	10/15/2000	at New Orleans	38	144	2
Vick, Michael	12/7/2003	at Atlanta	14	141	1
Hearst, Garrison	9/29/1997	San Francisco	28	141	1
Allen, Terry	8/31/1997	Washington	25	141	2
Smith, Kevin	11/20/2011	at Detroit	16	140	2
McAlister, Deuce	1/2/2005	New Orleans	28	140	1
Staley, Duce	11/7/1999	Philadelphia	17	140	1
Turner, Michael	10/16/2011	at Atlanta	27	139	2
Hearst, Garrison	12/6/1998	San Francisco	20	139	1
Martin, Doug	11/18/2012	Tampa Bay	24	138	0
Bernard, Giovani	10/12/2014	at Cincinnati	18	137	1
Bettis, Jerome	12/26/1999	at Pittsburgh	33	137	1
Dunn, Warrick	12/18/2004	at Atlanta	28	134	1
Davis, Stephen	9/3/2000	at Washington	23	133	1
Taylor, Fred	12/9/2007	at Jacksonville	18	132	1
Parker, Willie	12/17/2006	Pittsburgh	23	132	1
Dunn, Warrick	9/10/2006	Atlanta	29	132	0
Alexander, Shaun†	1/22/2006	at Seattle	34	132	2
Brown, Ronnie	9/25/2005	at Miami	23	132	1
Smith, Emmitt	10/1/2000	Dallas	24	132	1
Hillis, Peyton	11/28/2010	at Cleveland	26	131	3
Johnson, Chris	11/13/2011	Tennessee	27	130	1
Charles, Jamal	12/2/2012	at Kansas City	27	127	0
Ivory, Chris	1/1/2012	at New Orleans	19	127	1
Abdul-Jabbar, Karim	11/15/1998	Miami	25	127	1
McAlister, Deuce	10/5/2003	New Orleans	23	124	0
Stewart, James	9/19/1999	Jacksonville	27	124	2
Jones-Drew, Maurice	9/25/2011	Jacksonville	24	122	0
Smith, Robert	10/12/1997	at Minnesota	23	120	1
Williams, Ricky	11/19/2009	Miami	22	119	2
Green, Ahman	9/13/2004	Green Bay	33	119	2
Blount, LeGarrette	9/21/2014	Pittsburgh	1	118	1
Faulk, Marshall	12/5/1999	St. Louis	22	118	0
Turner, Michael	11/23/2008	at Atlanta	24	117	4
McAlister, Deuce	12/29/2002	at New Orleans	28	117	0
Anderson, Jamal	10/4/1998	at Atlanta	31	117	1
Dunn, Warrick	10/12/2008	at Tampa Bay	22	115	0
Brown, Andre	9/20/2012	New York Giants	20	113	2
Taylor, Chester	9/17/2006	at Minnesota	24	113	0

Dillon, Corey	9/26/1999	Cincinnati	20	113	0
Turner, Michael	12/12/2010	Atlanta	28	112	3
Smith, Kevin	11/16/2008	Detroit	24	112	0
Barber, Tiki	12/10/2006	New York Giants	20	112	0
Williams, Carnell	12/11/2005	Tampa Bay	29	112	2
Smith, Emmitt	10/11/1998	at Dallas	21	112	1
Moore, Jerald	12/20/1997	St. Louis	27	112	0
Turner, Michael	11/15/2009	Atlanta	9	111	0
Thomas, Pierre	9/16/2012	New Orleans	9	110	0
Barber, Marion	12/22/2007	Dallas	22	110	1
Martin, Curtis	11/29/1998	at New York Jets	21	110	2
Foster, Arian	12/18/2011	at Houston	16	109	1
Anderson, Jamal	11/3/1996	at Atlanta	22	109	1
Anderson, Jamal	9/1/1996	Atlanta	14	108	0
Jennings, Rashad	12/20/2015	at New York Giants	16	107	1
Rawls, Thomas	12/4/2016	at Seattle	15	106	2
Turner, Michael	9/20/2009	at Atlanta	28	105	1
Salaam, Rashan	10/8/1995	at Chicago	28	105	0
Betts, Ladell	11/26/2006	at Washington	24	104	0
Davis, Terrell	11/9/1997	at Denver	21	104	0
Spiller, C.J.	9/15/2013	at Buffalo	16	103	0
Turner, Michael	9/30/2012	at Atlanta	13	103	0
Smith, Robert	11/19/2000	at Minnesota	23	103	1
Gore, Frank	10/24/2010	San Francisco	19	102	0
Williams, Ricky	12/2/2001	at New Orleans	27	102	0
Stewart, Kordell	12/22/1996	Pittsburgh	7	102	1
Smith, Robert	10/6/1996	at Minnesota	27	102	0
Rodgers, Jacquizz	10/10/2016	Tampa Bay	30	101	0
Johnson, Rudi	10/22/2006	at Cincinnati	26	101	0
McAlister, Deuce	10/26/2003	at New Orleans	26	101	0
Henry, Travis	12/9/2001	at Buffalo	27	101	1
Ingram, Mark	10/30/2014	New Orleans	30	100	2
White, LenDale	11/4/2007	at Tennessee	31	100	1
Addai, Joseph	10/28/2007	Indianapolis	23	100	2
Duckett, T.J.	9/28/2003	Atlanta	14	100	0

† POSTSEASON

OPPONENTS' ALL-TIME 100-YARD RECEIVING GAMES

PLAYER	DATE	OPPONENT	REC	YDS	TD
Jones, Julio	10/2/2016	at Atlanta	12	300	1
Gardner, Rod	10/21/2001	at Washington	6	208	1
Bryant, Antonio	12/8/2008	Tampa Bay	9	200	2
Jones, Julio	12/27/2015	at Atlanta	9	178	1
Sharpe, Shannon	11/9/1997	at Denver	8	174	0
Cooks, Brandin	10/16/2016	New Orleans	7	173	1
White, Roddy	9/30/2012	at Atlanta	8	169	2
Wayne, Reggie	10/28/2007	Indianapolis	7	168	1
Fitzgerald, Larry†	1/10/2009	Arizona	8	166	1
Freeman, Antonio	12/14/1997	Green Bay	10	166	2
Brown, Tim	11/2/1997	Oakland	10	163	0
Boldin, Anquan	10/9/2005	at Arizona	10	162	1
Horn, Joe	12/5/2004	at New Orleans	8	160	2
Holt, Torry	12/12/2004	St. Louis	6	151	1
Horn, Joe	12/2/2001	at New Orleans	13	150	1
Jackson, Vincent	10/4/2015	at Tampa Bay	10	147	1
Hakim, Az-Zahir	11/5/2000	at St. Louis	8	147	1
Anderson, Robby	11/26/2017	at New York Jets	6	146	2
Irvin, Michael	10/11/1998	at Dallas	6	146	0
Colston, Marques	1/1/2012	at New Orleans	7	145	2
Moulds, Eric	10/25/1998	Buffalo	5	145	2
Branch, Deion†	2/1/2004	at New England	10	143	1
Fryar, Irving	10/27/1996	at Philadelphia	7	143	0
Graham, Jimmy	10/18/2015	at Seattle	8	140	0
Westbrook, Michael	10/3/1999	at Washington	8	140	2
Smith, Steve	9/28/2014	at Baltimore	7	139	2
Matthews, Jordan	11/10/2014	at Philadelphia	7	138	2
Barden, Ramses	9/20/2012	New York Giants	9	138	0
Carter, Cris	11/19/2000	at Minnesota	8	138	1
Boldin, Anquan†	1/12/2014	San Francisco	8	136	0
Fitzgerald, Larry	10/9/2005	at Arizona	9	136	1
Thomas, Demaryius	11/11/2012	Denver	9	135	0
Pittman, Michael	11/28/2004	Tampa Bay	8	134	2
Connell, Albert	10/3/1999	at Washington	5	134	2
Colston, Marques	10/1/2006	New Orleans	5	132	1
Holt, Torry	11/5/2000	at St. Louis	4	130	0
Graham, Jimmy	10/9/2011	New Orleans	8	129	0
Kearse, Jermaine†	1/10/2014	at Seattle	3	129	1
Rice, Jerry	12/8/1996	at San Francisco	10	129	1
Sproles, Darren	9/16/2012	New Orleans	13	128	0
White, Roddy	9/23/2007	at Atlanta	7	127	1
Wallace, Mike	11/24/2013	at Miami	5	127	1
Boston, David	12/30/2001	Arizona	7	127	2
Rice, Jerry	9/22/1996	San Francisco	10	127	0
Colston, Marques	12/8/2013	at New Orleans	9	125	2
Fitzgerald, Larry	12/19/2010	Arizona	9	125	0
Colston, Marques	12/28/2008	at New Orleans	7	123	1
Owens, Terrell	10/17/2004	at Philadelphia	4	123	0
Mathis, Terance	9/1/1996	Atlanta	4	123	0
Wayne, Reggie	11/27/2011	at Indianapolis	5	122	1
Hakim, Az-Zahir	12/5/1999	St. Louis	4	122	2

Cobb, Randall	10/19/2014	at Green Bay	6	121	1
Moore, Lance	12/30/2012	at New Orleans	4	121	0
Rice, Jerry	12/10/1995	San Francisco	6	121	0
Sanu, Mohamed	10/12/2014	at Cincinnati	10	120	1
Johnson, Andre	9/16/2007	Houston	7	120	2
Burress, Plaxico	12/15/2002	at Pittsburgh	6	120	1
Harrison, Marvin	10/12/2003	at Indianapolis	8	119	0
Jones, Julio	11/5/2017	Atlanta	6	118	0
McCardell, Keenan	11/9/2003	Tampa Bay	9	118	1
Owens, Terrell	10/7/2001	at San Francisco	8	118	2
White, Roddy	12/9/2012	Atlanta	9	117	1
Levens, Dorsey†	1/12/1997	at Green Bay	5	117	1
Celek, Brent	11/10/2014	at Philadelphia	5	116	0
Bryant, Antonio	12/6/2009	Tampa Bay	5	116	0
Bruce, Isaac†	1/10/2004	at St. Louis	7	116	0
Connell, Albert	12/13/1998	Washington	8	116	1
Graham, Jimmy	12/30/2012	at New Orleans	9	115	1
Fitzgerald, Larry	10/26/2008	Arizona	7	115	0
Smith, Jimmy	9/19/1999	Jacksonville	10	115	0
Hilliard, Ike	9/30/2007	Tampa Bay	7	114	0
Ochocinco, Chad	12/8/2002	Cincinnati	6	114	0
Garner, Charlie	10/22/2000	San Francisco	7	112	0
Copeland, Russell	9/10/1995	at Buffalo	2	112	1
Jackson, DeSean	12/19/2016	at Washington	7	111	0
Johnson, Stevie	9/15/2013	at Buffalo	8	111	1
Stallworth, Donte'	12/4/2006	at Philadelphia	4	111	1
Bruce, Isaac	12/5/1999	St. Louis	6	111	0
Rice, Jerry	11/5/1995	at San Francisco	8	111	0
Crabtree, Michael	11/27/2016	at Oakland	8	110	0
Kearse, Jermaine†	1/17/2016	Seattle	11	110	2
Mills, Ernie	10/11/1998	at Dallas	5	110	1
Dawkins, Sean	9/13/1998	at New Orleans	5	110	1
Owens, Terrell	12/8/1996	at San Francisco	5	110	1
Bruce, Isaac	11/12/1995	at St. Louis	9	110	1
Harris, Jackie	10/1/1995	Tampa Bay	5	108	0
Evans, Mike	12/24/2017	Tampa Bay	6	107	0
Williams, Damian	11/13/2011	Tennessee	5	107	1
Owens, Terrell	10/29/2006	Dallas	9	107	0
Chrebet, Wayne	11/29/1998	at New York Jets	7	107	2
Mathis, Terance	10/26/1997	Atlanta	8	107	0
Moss, Randy	11/19/2000	at Minnesota	5	106	1
Thielen, Adam	12/10/2017	Minnesota	6	105	1
Jermaine Kearse	11/26/2017	at New York Jets	7	105	1
Forte, Matt	10/5/2014	Chicago	12	105	1
Doucet, Early	9/11/2011	at Arizona	3	105	1
Welker, Wes	12/13/2009	at New England	10	105	0
Pollard, Marcus	10/16/2005	at Detroit	3	105	0
Cooks, Brandin	12/6/2015	at New Orleans	6	104	1
White, Roddy	12/28/2014	at Atlanta	8	104	0
Jones, Julio	12/11/2011	Atlanta	3	104	2
Wallace, Mike	12/23/2010	at Pittsburgh	4	104	1
Finneran, Brian	11/24/2002	Atlanta	4	104	0
Galloway, Joey	10/13/2002	at Dallas	3	104	1
Poole, Keith	1/2/2000	New Orleans	6	104	0
Williamson, Troy	9/17/2006	at Minnesota	6	102	0
Stallworth, Donte'	12/18/2005	at New Orleans	5	102	1

Johnson, Keyshawn	9/14/2003	at Tampa Bay	9	102	0
Gadsden, Oronde	11/4/2001	at Miami	5	102	0
Dwight, Tim	11/28/1999	Atlanta	5	102	0
Dawkins, Sean	11/1/1998	New Orleans	6	102	0
Mathis, Terance	12/17/1995	Atlanta	8	102	0
Henderson, Devery	10/7/2007	at New Orleans	4	101	0
Clayton, Mark	10/15/2006	at Baltimore	5	101	2
Wilson, Cedrick	11/14/2004	at San Francisco	5	101	0
Horn, Joe	11/10/2002	New Orleans	6	101	0
Bruce, Isaac	9/17/1995	St. Louis	5	100	0

† POSTSEASON




***UPDATED
PLAYER
BIOGRAPHIES***

QUARTERBACKS



TAYLOR HEINICKE

Ht: 6-1 Wt: 210 Exp: 3
 Old Dominion Aqd: WV '18 (Hou)
 Career GP/GS: (1/0) [0/0]



CAM NEWTON

Ht: 6-5 Wt: 245 Exp: 8
 Auburn Aqd: D1 '11
 Career GP/GS: (109/108) [7/7]

HEINICKE CAREER STATISTICS

YR	Team	GP/GS	ATT	CMP	PCT	YDS	TD	INT	LNG	RSH	YDS	TD	RTG	SK/YDS
2017	Houston	1/0	1/1	1	100.0	10	0	0	10	0	2	0	108.3	1/16
Total		1/0	1/1	1	100.0	10	0	0	10	0	2	0	108.3	1/16

2017

- Signed with Houston in 2017 after spending time on the New England practice squad...Active for three games, serving as the backup quarterback and seeing action in one game.

NEWTON CAREER STATISTICS

YR	Team	G/GS	ATT	CMP	PCT	YDS	TD	INT	LNG	RSH	YDS	TD	RTG	SK/YDS
2011	Carolina	16/16	517	310	60.0	4051	21	17	91	126	706	14	84.5	35/260
2012	Carolina	16/16	485	280	57.7	3869	19	12	82	127	741	8	86.2	36/244
2013	Carolina	16/16	473	292	61.7	3379	24	13	79	111	585	6	88.8	43/336
2014	Carolina	14/14	448	262	58.5	3127	18	12	51	103	539	5	82.1	38/300
2015	Carolina	16/16	495	296	59.8	3837	35	10	74	132	636	10	99.4	33/284
2016	Carolina	15/14	510	270	52.9	3509	19	14	88	90	359	5	75.8	36/277
2017	Carolina	16/16	492	291	59.1	3302	22	16	64	139	754	6	80.7	35/242
Total		109/108	3420	2001	58.5	25074	158	94	91	828	4320	54	85.3	256/1943

RUSHING

YR	Team	Att	Yds	Avg	Lg	TD
2011	Carolina	126	706	5.6	49t	14
2012	Carolina	127	741	5.8	72t	8
2013	Carolina	111	585	5.3	56	6
2014	Carolina	103	539	5.2	22	5
2015	Carolina	132	636	4.8	47	10
2016	Carolina	90	359	4.0	28	5
2017	Carolina	139	754	5.4	69	6
Totals		828	4320	5.2	72t	54

ADDITIONAL STATISTICS

RECEIVING: 2011 (1 rec-27 yds); 2012 (0 rec-6 yds).

NFL RANKINGS

- 54 rushing touchdowns are the most by a quarterback since the 1970 NFL-AFL merger.
- Only active player to lead an NFL franchise in both career touchdown passes (158) and rushing touchdowns (54).
- Ranks third all-time in rushing yards by a quarterback in NFL history with 4,320 yards, trailing only Michael Vick (6,109) and Randall Cunningham (4,928).
- 54 rushing touchdowns are the third-most by any player in the NFL since entering the league in 2011.
- First player in NFL history to have at least 25,000 passing yards and 4,000 rushing yards in first seven seasons.
- Only active player in the NFL with five or more rushing touchdowns in each of the last seven seasons.
- Only player in NFL history to have at least six seasons with 3,000 or more passing yards and 500 or more rushing yards at any point in a career.
- Ranks second in NFL history for the most total yards through a quarterback's first seven seasons with 29,394 total yards (25,074 passing, 4,320 rushing).
- One of three players in NFL history, along with Peyton Manning (Indianapolis Colts, 1998-2004) and Andy Dalton (Cincinnati Bengals, 2011-17) to have at least 3,000 passing yards in each of the first seven seasons.
- In 2015, became the first player in NFL history with at least 30 passing touchdowns (35) and 10 rushing touchdowns (10) in a single season.
- Became the first player in NFL history with 300 or more passing yards, five or more passing touchdowns and 100 or more rushing yards in a single game at New York Giants (12/20/15).
- One of two quarterbacks (Michael Vick) in NFL history with three 700-yard rushing seasons in a career.
- Scored 28 total touchdowns in 2017 (22 passing, 6 rushing) to push career total to 212 total touchdowns, the third-most through any NFL quarterback's first seven seasons.

(NEWTON NFL RANKINGS CONTINUED)

- Established a single-season NFL record for rushing touchdowns by a quarterback with 14 in 2011.
- Holds NFL record for most career games with at least one passing touchdown and one rushing touchdown with 37 games.
- Has recorded six games with at least three passing touchdowns and one rushing touchdown, tied for most in NFL history.
- Holds NFL-record with four career games with at least 200 passing yards, multiple touchdown passes, 80 rushing yards and a touchdown run.
- 35 combined touchdowns (21 passing, 14 rushing) in 2011 were the most by a rookie quarterback in NFL history.
- In 2011, became the first player in NFL history to pass for 4,000 yards and rush for at least 500 yards in a single season.

FRANCHISE RANKINGS

- Panthers' all-time leader in passing yards (25,074), passing touchdowns (158), pass attempts (3,420), pass completions (2,001), 300-yard passing games (16) and wins by a quarterback (62).
- 54 rushing touchdowns are the most in franchise history.
- Became first player in Panthers history to be selected as AP NFL Most Valuable Player in 2015.
- Holds franchise single-game records for passing yards with 432 (vs. Green Bay 9/18/11)...Passer rating with 153.3 (vs. Atlanta 12/13/15)...Longest completion with a 91-yard touchdown to wide receiver Brandon LaFell (vs. Tampa Bay 12/24/11).
- 181 consecutive passes without an interception are the most in team history, breaking the previous record of 176 attempts, also set by Newton...Streak began in first quarter at New Orleans (12/6/15) and ended in the fourth quarter at Denver (9/8/16).
- Set a team record with a 7.98-yard average passing gain in 2012, surpassing the previous mark of 7.94 yards by Jake Delhomme in 2008.
- Set the team record for the lowest interception percentage of 2.02 percent in 2015.
- Holds every franchise single-game, season and career rushing record for a quarterback, including yards, rushing average, touchdowns and longest rush.
- His 61.73 completion percentage in 2013 ranks as the second-highest completion percentage in team history behind Steve Beuerlein's record 62.97 in 1998.
- Ranks third in franchise history with 4,320 rushing yards.

POSTSEASON FRANCHISE RANKINGS

- Set the franchise postseason record for most passing yards in a single-game with 349 yards at New Orleans (1/7/18)...Completed 24 passes in that same game, tying Jake Delhomme (at Chicago, 1/15/06) for the most completions in a single game.
- Holds Panthers' record for most completions in postseason history with 134.

HONORS

- AP NFL MVP (2015)
- AP Offensive Player of the Year (2015)
- AP First-Team All-Pro (2015)
- 3x Pro Bowl (2015, 2013, 2011)
- 7x NFC Offensive Player of the Week (2017: 10; 2015: 9, 11, 13, 15, 17; 2011: 13)
- PFWA MVP (2015)
- PFWA Offensive Player of the Year (2015)
- PFWA All-NFL (2015)
- PFWA All-NFC (2015)
- Sporting News Offensive Player of the Year (2015)
- Sporting News All-Pro (2015)
- Sports Illustrated MVP (2015)
- Maxwell Club – Player of the Year (2015)
- AP Offensive Rookie of the Year (2011)
- Pepsi NFL Rookie of the Year (2011)
- NFL 101 NFC Offensive Player of the Year (2011)
- Pro Football Weekly/PFWA All-Rookie (2011)
- Pro Football Weekly/PFWA Rookie of the Year (2011)
- Sporting News Rookie of the Year (2011)
- Sports Illustrated Offensive Rookie of the Year (2011)
- NFC Offensive Rookie of the Month (2011 September)

2017

- Started every game for Carolina in 2017, finishing with 3,302 passing yards, 22 touchdowns and 16 interceptions, while completing 291-of-492 passes for a 80.7 passer rating...Led the Panthers in rushing yards with a career-high 754 yards on ground, including six touchdowns.
- Scored once on the ground at New England (10/1/17), becoming the first quarterback in NFL history to reach 50 rushing touchdowns...Tallied sixth career game with three passing touchdowns and one rushing touchdown, tied for most in NFL history...First career game with 300 or more passing yards while completing at least 75 percent of his passes.
- Earned NFC Offensive Player of the Week honors after completing 21-of-35 passes for 254 yards and four touchdowns...Led a Carolina offense that set a franchise record of 548 total net yards against Miami (11/13/17)...Surpassed the 4,000-yard rushing milestone after running for 95 yards and one touchdown vs. Miami (11/13/17) and became the only player to have at least five rushing touchdowns in every season since 2011.
- Became first quarterback in NFL history with two 60+ yard runs in the same season in Week 14 vs. Minnesota (12/10/17).

SINGLE-GAME CAREER HIGHS

PASS ATTEMPTS	52	vs. Philadelphia (10/12/17)
PASS COMPLETIONS	29	at Cincinnati (10/12/14)
COMPLETION PCT (min 20)	84.0	at Tennessee (11/15/15)
PASSING YARDS	432	vs. Green Bay (9/18/11)
PASSING TDS	5	3x, last at New York Giants (12/20/15)
INTERCEPTIONS	4	at Detroit (11/20/11)
LONG PASS	91T	vs. Tampa Bay (12/24/11)
RUSH ATTEMPTS	17	at Cincinnati (10/12/14)
RUSHING YARDS	116	vs. Atlanta (12/9/12)
RUSHING TDS	3	at Tampa Bay (12/4/11)
LONG RUSH	72T	vs. Atlanta (12/19/12)
TOTAL RUSH/PASS YARDS	440	2x, last at New York Giants (12/20/15)
TOTAL RUSH/PASS TDS	5	3x, last at New York Giants (12/20/15)

RUNNING BACKS



C.J. ANDERSON

Ht: 5-8 Wt: 225 Exp: 6
 California Aqd: FA '18
 Career GP/GS: (58/36) [5/2]

ANDERSON CAREER STATISTICS

YR	Team	GP	Att	Yds	Avg	Lg	TD	No	Yds	Avg	Lg	TD
2013	Denver	5/0	7	38	5.4	11	0	0	0	0	0	0
2014	Denver	15/7	179	849	4.7	27	8	34	324	9.5	51t	2
2015	Denver	15/6	152	720	4.7	48t	5	25	183	7.3	27	0
2016	Denver	7/7	110	437	4.0	28	4	16	128	8.0	25t	1
2017	Denver	16/16	245	1,007	4.1	40	3	28	224	8	25	1
Totals		58/36	693	3,051	4.4	48	20	103	859	8.3	51	4

HONORS

- Pro Bowl (2014)
- 2x AFC Offensive Player of the Week (2015 – Week 12), (2014 – Week 17)

2017

- Started all 16 games for Denver in 2017 and tallied first career 1,000-yard rushing season as he amassed 1,007 rushing yards, ranking ninth in the NFL...Scored three rushing touchdowns and added one receiving touchdown.

SINGLE-GAME CAREER HIGHS

RUSHES	32	at Kansas City (11/30/14)
RUSHING YARDS	168	at Kansas City (11/30/14)
RUSHING TOUCHDOWNS	3	2x, last vs. Oakland (12/28/14)
LONGEST RUSH	48t	vs. New England (11/29/15)
RECEPTIONS	8	2x, last at Cincinnati (12/22/14)
RECEIVING YARDS	86	at St. Louis (11/16/14)
RECEIVING TOUCHDOWNS	1	4x, last vs. Dallas (9/17/17)
LONGEST RECEPTION	51t	at Oakland (11/9/14)



CAMERON ARTIS-PAYNE

Ht: 5-10 Wt: 215 Exp: 4
 Auburn Aqd: Db5 '15
 Career GP/GS: (23/3) [2/0]

ARTIS-PAYNE CAREER STATISTICS

YR	Team	G/GS	RSH	YDS	AVG	LNG	TD	REC	YDS	AVG	LNG	TD
2015	Carolina	7/0	45	183	4.1	31	1	5	58	11.6	20	0
2016	Carolina	3/3	36	144	4.0	14	2	1	11	11.0	11	0
2017	Carolina	13/0	18	95	5.3	43	1	1	2	2.0	2	0
Total		23/3	99	422	4.3	43	4	7	71	10.1	20	0

2017

- Played in 13 games in 2017...Recorded 95 rushing yards and one touchdown on 18 carries...Added one reception for two yards.
- Recorded a career-long 43-yard rush vs. Miami (11/13/17)...Finished the game with 68 rushing yards, the second-highest single-game total of his career.

SINGLE-GAME CAREER HIGHS

RUSH ATTEMPTS	18	vs. Tampa Bay (10/10/16)
RUSHING YARDS	85	vs. Tampa Bay (10/10/16)
LONG RUSH	43	vs. Miami (11/13/17)
RUSHING TDS	2	vs. Tampa Bay (10/10/16)
RECEPTIONS	2	2x, last vs. Tampa Bay (1/3/15)
RECEIVING YARDS	34	at New York Giants (12/20/15)



ALEX ARMAH


Ht: 6-2 Wt: 255 Exp: 2
 West Georgia Aqd: D6 '17
 Career GP/GS: (9/0) [1/0]

ARMAH CAREER STATISTICS

YR	Team	G/GS	RSH	YDS	AVG	LNG	TD	REC	YDS	AVG	LNG	TD
2017	Carolina	9/0	0	0	0.0	0	0	0	0	0	0	0
Total		9/0	0	0	0.0	0	0	0	0	0	0	0

2017

- Saw action in nine games during his rookie season in 2017, primarily on special teams...Played on multiple special teams units and saw limited action as a fullback...Registered one special teams tackle.
- Made NFL debut vs. New Orleans (9/24/17).



CHRISTIAN McCaffrey

Ht: 5-11 Wt: 205 Exp: 2
Stanford Aqd: D1 '17
Career GP/GS: (16/10) [1/1]

NFL RANKINGS

- Became first rookie running back in NFL history with at least 70 receptions and five receiving touchdowns in Week 15.
- His 80 receptions in 2017 ranked fourth in NFL history among rookie running backs.
- Finished second in NFL in 2017 for receptions (80) and receiving yards (651) by a rookie running back, earning a nod as a finalist for the NFL Rookie of the Year award.

FRANCHISE RANKINGS

- Set Panthers single-season records for most receptions (80), receiving yards (651) and receiving touchdowns (5) by a running back in a single season.
- Set Panthers rookie single-season records for most receptions (80), scrimmage yards (1,086), yards after catch (593) and first downs (57).
- His 101-yard receiving game against New Orleans (9/24/17) tied single-game franchise record for most receiving yards by a running back.
- His 10 receptions against Philadelphia (10/12/17) were most by a running back or rookie in single game in franchise history.
- Finished third in franchise history for all-purpose yards (1,306) in a rookie season and third in receiving yards (651) in a rookie season.
- Set franchise records for most scrimmage yards (117), receiving yards (101) and longest reception (56) by a rookie in a playoff game (at New Orleans 1/7/18), while receiving yards and TD reception were most by any franchise running back in a playoff game.

2017

- Played all 16 games with 10 starts in rookie campaign for Carolina in 2017...Tallied 1,306 all-purpose yards, third most among all rookies in franchise history...Finished 2017 with 435 rushing yards on 117 attempts (3.7 avg.), 651 receiving yards on 80 receptions and seven total touchdowns (two rushing, five receiving).
- Tallied first 100-yard receiving game against New Orleans (9/24/17), becoming first Panther running back with 100 receiving yards since Jonathan Stewart vs. Green Bay (9/18/11).
- Scored first career touchdown on a six-yard shovel pass at Detroit (10/8/17).
- Had career-best 136 yards from scrimmage against Green Bay (12/17/17), catching fifth touchdown.

McCAFFREY CAREER STATISTICS

YR	Team	G/GS	RSH	YDS	AVG	LNG	TD	REC	YDS	AVG	LNG	TD
2017	Carolina	16/10	117	432	3.7	40	2	80	651	8.1	37	5
Total		16/10	117	432	3.7	40	2	80	651	8.1	37	5

Punt Return Stats

YR	Team	No.	Yds.	Avg.	FC	Long	TD
2017	Carolina	22	162	7.4	9	25	0
Total		22	162	7.4	9	25	0

Kickoff Return Stats

YR	Team	No.	Yds.	Avg.	FC	Long	TD
2017	Carolina	3	58	19.3	0	21	0
Totals		3	58	19.3	0	21	0

SINGLE-GAME CAREER HIGHS

RUSH ATTEMPTS	15	vs. Atlanta (11/5/17)
RUSHING YARDS	66	vs. Atlanta (11/5/17)
LONG RUSH	40	at New York Jets (11/26/17)
RUSHING TDS	1	2x, last vs. Miami (11/13/17)
RECEPTIONS	10	vs. Philadelphia (10/12/17)
RECEIVING YARDS	101	vs. New Orleans (9/24/17)
LONG RECEPTION	37	vs. New Orleans (9/24/17)
RECEIVING TDS	1	5x, last vs. Green Bay (12/17/17)
PUNT RETURNS	5	vs. Buffalo (9/17/17)
PUNT RETURN YARDS	35	vs. Philadelphia (10/12/17)
PUNT RETURN LONG	25	vs. Philadelphia (10/12/17)
KICKOFF RETURNS	3	at New England (10/1/17)
KICKOFF RETURN YARDS	58	at New England (10/1/17)
KICKOFF RETURN LONG	21	at New England (10/1/17)

WIDE RECEIVERS



DAMIERE BYRD

Ht: 5-9 Wt: 180 Exp: 3
 South Carolina Aqd: FA '15
 Career GP/GS: (9/3) [0/0]



DEVIN FUNCHESS

Ht: 6-4 Wt: 225 Exp: 4
 Michigan Aqd: D2 '15
 Career GP/GS: (47/28) [4/4]

BYRD CAREER STATISTICS

YR	Team	G/GS	REC	YDS	AVG	LNG	TD	RSH	YDS	AVG	LNG	TD
2016	Carolina	1/0	1	16	16.0	16	0	0	0	0.0	0	0
2017	Carolina	8/3	10	105	10.5	31	2	1	12	12.0	12	0
Totals		9/3	11	121	11.0	31	2	1	12	12.0	12	0

Kickoff Return Stats

YR	Team	No.	Yds.	Avg.	Long	TD
2016	Carolina	1	31	31.0	31	0
2017	Carolina	7	229	32.7	103t	1
Totals		8	260	32.5	103t	1

Punt Return Stats

YR	Team	No.	Yds.	Avg.	FC	Long	TD
2016	Carolina	0	0	0.0	0	0	0
2017	Carolina	1	9	9.0	0	9	0
Totals		1	9	9.0	0	9	0

FRANCHISE RANKINGS

- Recorded a 103-yard kickoff return for a touchdown against Tampa Bay (12/24/17), setting a new franchise record for longest kickoff return, besting Kealoha Pilares' 101-yard return against Detroit (11/20/11).

2017

- Set career-highs in every receiving category in 2017, playing in eight games with three starts...Spent nine total weeks on injured reserve (Weeks 5-12, 17) with arm and leg injuries.
- Finished the 2017 season with 10 receptions for 105 yards and two touchdowns, all single-season highs...Also tallied a team-high 229 kickoff return yards.
- Scored first career touchdown on a nine-yard pass from Cam Newton vs. Green Bay (12/17/17)...Added a second touchdown in the fourth quarter of the same game.

SINGLE-GAME CAREER HIGHS

RECEPTIONS	4	at Tampa Bay (10/4/15)
RECEIVING YARDS	54	at Tampa Bay (10/4/15)
RECEIVING TDS	1	at Green Bay (10/19/14)
LONG RECEPTION	30	at Tampa Bay (10/4/15)
KICKOFF RETURNS	3	vs. New Orleans (10/30/14)
KICKOFF RETURN YARDS	72	vs. Seattle (10/26/14)
LONG KICKOFF RETURN	49	vs. Seattle (10/26/14)
PUNT RETURNS	3	at Philadelphia (11/10/14)
PUNT RETURN YARDS	19	2x, last at Philadelphia (11/10/14)
LONG PUNT RETURN	18	vs. Tampa Bay (12/14/14)

FUNCHESS CAREER STATISTICS


YR	Team	G/GS	REC	YDS	AVG	LNG	TD	RSH	YDS	AVG	LNG	TD
2015	Carolina	16/5	31	473	15.3	52	5	0	0	0.0	0	0
2016	Carolina	15/7	23	371	16.1	48	4	0	0	0.0	0	0
2017	Carolina	16/16	63	840	24.0	44	8	0	0	0.0	0	0
Totals		47/28	117	1684	14.4	52	17	0	0	0.0	0	0

2017

- Started every game for Carolina in 2017, leading the team in receiving yards (840) and receiving touchdowns (eight).
- Finished 2017 with career highs in receptions (63), receiving yards (840) and receiving touchdowns (eight).
- Recorded first-career multi-touchdown game with two scores at New England (10/1/17).
- Posted second multi-touchdown game on Monday Night Football vs. Miami (11/13/17).
- Tied career-high seven receptions for 108 yards at New York Jets (11/26/17).

SINGLE-GAME CAREER HIGHS

RECEPTIONS	7	4x, last at New York Jets (11/26/17)
RECEIVING YARDS	120	vs. Tampa Bay (1/3/16)
LONG RECEPTION	52	vs. Green Bay (11/8/15)
RECEIVING TDS	2	2x, last vs. Miami (11/13/17)
LONG TD RECEPTION	38	vs. Kansas City (11/13/16)



DJ MOORE

Ht: 6-0 Wt: 210 Exp: R
Maryland Aqd: D1 '18
Career GP/GS: (0/0) [0/0]

Drafted by the Carolina Panthers in the first round of the 2018 Draft (24th overall).

COLLEGE

- Played in 36 games in three seasons.
- Finished fifth in Maryland history in receptions (146), sixth in receiving yards (2,027) and fourth in touchdown receptions (17).
- In 2017, earned Phil Steele All-America Second Team honors and was the Big Ten Receiver of the Year and All-Big Ten First Team selection.
- Set a Maryland record with 80 receptions in 2017 while accumulating 1,033 receiving yards, good for third in Maryland history...Totaled eight touchdown receptions, tying for fourth all-time in Maryland history for a single season.
- In 2016, Moore started all 13 games and led the team in receiving yards with 637 and receiving touchdowns with six...Averaged 15.5 yards per catch.
- Helped Maryland advance to the 2016 Quick Lane Bowl.
- In 2015, appeared in all 12 games, closing the season with 10 consecutive starts...Tied for team lead with three TD receptions and ranked second in catches (25) and yards (357)...His three TD catches were the most for a Maryland true freshman since Stefon Diggs in 2012.



CURTIS SAMUEL

Ht: 5-11 Wt: 195 Exp: 2
Ohio State Aqd: D2 '17
Career GP/GS: (9/4) [0/0]

SAMUEL CAREER STATISTICS

YR	Team	G/GS	REC	YDS	AVG	LNG	TD	RSH	YDS	AVG	LNG	TD
2017	Carolina	9/4	15	115	7.7	23	0	4	64	16.0	31	0
Total		9/4	15	115	7.7	23	0	4	64	16.0	31	0

Kickoff Return Stats

YR	Team	No.	Yds.	Avg.	Long	TD
2017	Carolina	10	221	22.1	33	0
Total		10	221	22.1	33	0

2017

- Played in nine games with four starts in 2017 for Carolina before ending the season on injured reserve with an ankle injury.
- Tallied 115 receiving yards, 64 rushing yards and 221 kickoff return yards in 2017.

SINGLE-GAME CAREER HIGHS

RECEPTIONS	5	vs. Miami (11/13/17)
RECEIVING YARDS	45	vs. Miami (11/13/17)
LONG RECEPTION	23	vs. Miami (11/13/17)
RUSH ATTEMPTS	1	4x, last vs. Atlanta (11/15/17)
RUSHING YARDS	31	vs. New Orleans (9/24/17)
RUSHING LONG	31	vs. New Orleans (9/24/17)
KICKOFF RETURNS	3	at Detroit (10/8/17)
KICKOFF RETURN YARDS	44	at Detroit (10/8/17)
LONG KICKOFF RETURN	33	vs. Philadelphia (10/12/17)



TORREY SMITH

Ht: 6-0 Wt: 205 Exp: 8
Maryland Aqd: TR '18 (PHI)
Career GP/GS: (108/100) [11/10]

SMITH CAREER STATISTICS

RECEIVING

Year	Team	GP/GS	No	Yds	Avg	Lg	TD
2011	Baltimore	16/14	50	841	16.8	74t	7
2012	Baltimore	16/16	49	855	17.4	54	8
2013	Baltimore	16/16	65	1,128	17.4	74	4
2014	Baltimore	16/16	49	767	15.7	53	11
2015	San Francisco	16/12	33	663	11.9	76t	4
2016	San Francisco	12/12	20	267	13.4	53t	3
2017	Philadelphia	16/14	36	430	11.9	59t	2
Totals		108/100	302	4,951	16.4	76	39

RUSHING

Year	Team	Att	Yds	Avg	Lg	TD
2011	Baltimore	4	39	9.8	16	0
2012	Baltimore	3	9	3.0	13	0
2017	Philadelphia	1	-3	-3.0	0	0
Totals		8	45	5.6	16	0

PUNT RETURNS

Year	Team	No	Yds	Avg	Lg	TD
2017	Philadelphia	1	9	9.0	9	0
Totals		1	9	9.0	9	0

KICKOFF RETURNS

Year	Team	No	Yds	Avg	Lg	TD
2011	Baltimore	1	24	24.0	24	0
2016	San Francisco	1	13	13.0	13	0
Totals		2	37	18.5	24	0

NFL RANKINGS

- Ranks third in the NFL in yards per reception (min. 200 receptions) since 2011, averaging 16.6 yards per catch.
- Ranks third in the NFL in third-down receiving average (min. 50 receptions) since 2011, averaging 17.7 yards per catch on third down.

HONORS

- Three-time Walter Payton NFL Man of the Year nominee (2013, 2014, 2016).

2017

- Won Super LII as a member of the Philadelphia Eagles.
- Played in all 16 regular season games with 14 starts for Philadelphia in 2017...Recorded 36 catches for 430 yards and two touchdowns...Also started all three postseason games for the Eagles, reeling in 13 receptions for 157 yards and one touchdown.

SINGLE-GAME CAREER HIGHS

RECEPTIONS	7	2x, last vs. Cleveland (9/15/13)
RECEIVING YARDS	166	at Buffalo (9/29/13)
LONG RECEPTION	76	vs. Baltimore (10/18/15)
RECEIVING TDS	3	at St. Louis Rams (9/25/11)
LONG TD RECEPTION	76	vs. Baltimore (10/18/15)



JARIUS WRIGHT

Ht: 5-10 Wt: 190 Exp: 7
Arkansas Aqd: FA '18
Career GP/GS: (79/15) [4/0]

WRIGHT CAREER STATISTICS

RECEIVING

Year	Team	GP/GS	No	Yds	Avg	Lg	TD
2012	Minnesota	7/1	22	310	14.1	65	2
2013	Minnesota	16/3	26	434	16.7	42	3
2014	Minnesota	16/7	42	588	14.0	87	2
2015	Minnesota	16/3	34	442	13.0	52	0
2016	Minnesota	8/1	11	67	6.1	11	1
2017	Minnesota	16/0	18	198	11.0	30	2
Totals		79/15	153	2,039	13.3	87	10

RUSHING

Year	Team	Att	Yds	Avg	Lg	TD
2012	Minnesota	2	11	5.5	8	0
2014	Minnesota	5	71	14.2	27	0
2015	Minnesota	1	29	29.0	29	0
Totals		8	111	13.9	29	0

KICKOFF RETURNS

Year	Team	Att	Yds	Avg	Lg	TD
2013	Minnesota	1	9	9.0	9	0
Totals		1	9	9.0	9	0

2017

- Played in all 16 games and two postseason games for Minnesota in 2017... Made 18 catches for 198 yards and two touchdowns.

SINGLE-GAME CAREER HIGHS

RECEPTIONS	8	vs. Atlanta (9/28/14)
RECEIVING YARDS	132	vs. Atlanta (9/28/14)
LONG RECEPTION	87	vs. N.Y. Jets (12/7/14)
RECEIVING TDS	2	at Seattle (11/17/13)
LONG TD RECEPTION	87	vs. N.Y. Jets (12/7/14)

TIGHT ENDS



CHRIS MANHERTZ

Ht: 6-6 Wt: 255 Exp: 3
 Canisius Aqd: WV '16 (NO)
 Career GP/GS: (23/6) [0/0]

MANHERTZ CAREER STATISTICS


YR	Team	GP	GS	No	Yds	Avg	Lg	TD
2016	N.O. / Car.	7	2	1	10	10.0	10	0
2017	Carolina	16	4	2	17	8.5	11	0
Totals		23	6	3	27	9.0	11	0

2017

- Saw action in all 16 games in 2017 with four starts before landing on injured reserve prior to the playoffs.
- Made two receptions for 17 yards, including a career-long 11-yard grab at Chicago (10/22/17).

SINGLE-GAME CAREER HIGHS

RECEPTIONS 1 3x, last vs. Minnesota (12/10/17)
RECEIVING YARDS 11 at Chicago (10/22/17)
LONG RECEPTION 11 at Chicago (10/22/17)



GREG OLSEN

Ht: 6-5 Wt: 255 Exp: 12
 Miami Aqd: TR '11 (CHI)
 Career GP/GS: (165/139) [9/9]

OLSEN CAREER STATISTICS

YR	Team	G/GS	REC	YDS	AVG	LNG	TD	RSH	YDS	AVG	LNG	TD
2007	Chicago	14/4	39	391	10.0	31	2	0	0	0.0	0	0
2008	Chicago	16/7	54	574	10.6	52	5	0	0	0.0	0	0
2009	Chicago	16/15	60	612	10.2	41	8	0	0	0.0	0	0
2010	Chicago	16/13	41	404	9.9	39t	5	0	0	0.0	0	0
2011	Carolina	16/13	45	540	12.0	44t	5	0	0	0.0	0	0
2012	Carolina	16/16	69	843	12.2	47t	5	0	0	0.0	0	0
2013	Carolina	16/16	73	816	11.2	31	6	0	0	0.0	0	0
2014	Carolina	16/16	84	1008	12.0	38	6	0	0	0.0	0	0
2015	Carolina	16/16	77	1104	14.3	52	7	0	0	0.0	0	0
2016	Carolina	16/16	80	1073	13.4	78t	3	0	0	0.0	0	0
2017	Carolina	7/7	17	191	11.2	30t	1	0	0	0.0	0	0
Totals		165/139	639	7556	11.8	78t	53	0	0	0.0	0	0

NFL RANKINGS

- Ranks seventh in NFL history for receiving yards among tight ends (7,556)...Currently ranks second in career receiving yards among active tight ends behind Antonio Gates.
- Ranks sixth all-time in receptions (639) among tight ends in NFL history.
- Tied for 10th all-time in receiving touchdowns (53) among tight ends.
- In 2017, saw streak of 160 consecutive games played and 82 consecutive games started come to an end after Week 2 vs. Buffalo (9/17/17) due to foot injury...Both streaks were the second-longest among active NFL tight ends at the time.
- In 2016, became the first tight end in NFL history to record 1,000 receiving yards in three consecutive seasons.

NFL POSTSEASON RANKINGS

- Ranks seventh in NFL history for receiving yards (631) and 10th (41) in receptions among tight ends in the postseason.

FRANCHISE RANKINGS

- Stands as franchise all-time leading tight end in terms of receiving yards (5,575), receptions (33) and 100-yard receiving games (9)...Ranks second among franchise tight ends in receiving touchdowns (33), behind Wesley Walls (44).
- Holds franchise record for most receiving yards in a single season by a tight end (1,104), set in 2015.
- Holds franchise record for most receptions in a single season by a tight end (84), set in 2014.
- Holds franchise record for single-game receiving yards by a tight end with 181, set vs. Tampa Bay (10/10/16).
- Owns the top five single-season receptions totals and five of the top six single-season receiving yards totals by a tight end in team history.
- Ranks third in franchise history in receiving yards (5,575) and receptions (445), regardless of position.
- Ranks fourth in franchise history in receiving touchdowns (33), regardless of position.

(OLSEN FRANCHISE RANKINGS CONTINUED)

- In 2017, saw streak of 160 consecutive games played and 82 consecutive games started come to an end after Week 2 vs. Buffalo (9/17/17) due to foot injury...82 consecutive starts was third-longest streak in franchise history.
- 20 catches over two-game span (Week 14-15 of 2014) are the second most by a Panthers player in a two-game span behind Muhammad's 21 in 2000.

FRANCHISE POSTSEASON RANKINGS

- Ranks second in franchise history in receiving yards (488) and receptions (35) in the postseason, regardless of position.
- Has two 100-yard receiving games in the postseason, tied for second-most in franchise history.
- Holds franchise record for most receiving yards (113) and receptions (8) by a tight end in single postseason game.

HONORS

- Walter Payton NFL Man of the Year Finalist (2017, 2016)
- Pro Bowl (2016, 2015, 2014)
- AP All-Pro Second Team (2016, 2015)
- PFWA All-NFC (2016, 2015, 2014)
- Pro Football Weekly All-Rookie Team (2007)

PRO CAREER

- Played in seven games after spending eight games on IR with a broken foot in 2017...Tallied 17 catches for 191 yards and one touchdown.
- Recorded team-high 107 yards on eight receptions with one touchdown in lone 2017 postseason game...Eight receptions broke his own franchise record for most receptions by a tight end in a postseason game.
- With nine catches for 116 yards and a touchdown against Green Bay (12/17/17), moved into seventh place all-time in receiving yards and 10th in receiving touchdowns.

SINGLE-GAME CAREER HIGHS

RECEPTIONS	10	2x, last vs. Tampa Bay (12/14/14)
RECEIVING YARDS	181	vs. Tampa Bay (10/10/16)
LONG RECEPTION	78	vs. San Francisco (9/18/16)
RECEIVING TDS	3	vs. Arizona (11/8/09)
LONG TD RECEPTION	78	vs. San Francisco (9/18/16)



IAN THOMAS


Ht: 6-4 Wt: 260 Exp: R
Indiana Aqd: D4a '18
Career GP/GS: (0/0) [0/0]

Drafted by the Carolina Panthers in the fourth round of the 2018 Draft (101st overall).

COLLEGE

- Played two seasons for Indiana after transferring from Nassau Community College (Garden City, N.Y.).
- In 2017, was All-Big Ten Honorable Mention.
- Finished second among Big Ten tight ends with 15.0 yards per reception (4th nationally).
- Tied for third among tight ends in the conference with five receiving touchdowns (T-12th nationally).
- Averaged 37.6 receiving yards per game.
- His touchdowns and yardage rank seventh all-time on Indiana's single-season tight ends list.

OFFENSIVE LINE



RYAN KALIL

Ht: 6-2 Wt: 300 Exp: 12
USC Aqd: D2b '07
Career GP/GS: (132/129) [8/8]

HONORS

- 5x Pro Bowl (2015, 2013, 2011, 2010, 2009)
- 2x PFWA All-NFL (2015)
- 2x AP First-team All-Pro (2015, 2013)
- 2x Sporting News All-Pro (2015, 2013)
- AP Second-team All-Pro (2011)
- PFWA All-NFC (2013)

FRANCHISE RANKINGS

- 129 career starts are the second-most by an offensive lineman in team history.
- Earned fifth career Pro Bowl selection in 2015, tied with Luke Kuechly, Michael Bates, Julius Peppers, Steve Smith and Wesley Walls for the most in franchise history.

2017

- Played and started six games for Carolina in 2017 after battling a neck injury...Helped Carolina finish fourth in the NFL with 131.4 average rushing yards per game.
- Key member of an offensive unit that provided protection for Cam Newton to set a franchise record for passing yards in a postseason game, 349 yards, at New Orleans (1/7/18).




TYLER LARSEN

Ht: 6-4 Wt: 325 Exp: 3
Utah State Aqd: FA '16
Career GP/GS: (22/15) [1/0]

2017

- Played in a career-high 14 games, making 10 starts at center for Carolina in 2017.
- Helped the Panthers rank fourth in the NFL in rushing, averaging 131.4 yards per game. The Panthers were one of two teams with three or more 200-yard rushing games, and the only team with three players to rush for over 400 yards.



BRENDAN MAHON

Ht: 6-4 Wt: 320 Exp: R
Penn State Aqd: FA '18
Career GP/GS: (0/0) [0/0]

2017

- Signed as an undrafted rookie free agent by Carolina (5/10/18).



TAYLOR MOTON

Ht: 6-5 Wt: 325 Exp: 2
Western Michigan Aqd: D2b '17
Career GP/GS: (16/0) [1/0]

2017

- Played in all 16 regular season games and one playoff game in rookie campaign in 2017.
- Saw action as a reserve offensive lineman and on special teams...Served as an additional linemen on offensive jumbo sets.



COREY ROBINSON

Ht: 6-7 Wt: 315 Exp: 4
South Carolina Aqd: TR '18 (DET)
Career GP/GS: (23/8) [1/0]

2017

- Played in eight games with five starts for Detroit in 2017...Missed first eight games on IR with foot injury.



AMINI SILATOLU

Ht: 6-4 Wt: 305 Exp: 6
Midwestern State Aqd: FA '17
Career GP/GS: (48/31) [0/0]

HONORS

- Pro Football Weekly All-Rookie Team (2012)
- PFWA All-Rookie Team (2012)

2017

- Played in 14 games with three starts for Carolina in 2017...Helped Carolina's offense rank fourth in the NFL with an average of 131.4 rushing yards per game.



GREG VAN ROTEN

Ht: 6-3 Wt: 305 Exp: 4
Penn Aqd: FA '17
Career GP/GS: (21/0) [0/0]

PRO CAREER

- Played in 10 games for Carolina in 2017...Inactive for four games...Played primarily on special teams and saw action on offense in two games.



TRAI TURNER


Ht: 6-3 Wt: 315 Exp: 5
LSU Aqd: D3 '14
Career GP/GS: (58/54) [6/6]

HONORS

- 3x Pro Bowl (2017, 2016, 2015)

2017

- Earned third consecutive Pro Bowl appearance in 2017...Started 13 games and one postseason game at right guard for Carolina in 2017...Inactive for three games under concussion protocol.
- Helped the Panthers finish fourth in the NFL in rushing (131.4) and keyed the best rushing season for Cam Newton who finished with 754 yards.
- Helped the Carolina offense post 548 total net yards, a new franchise-record vs. Miami (11/13/17).
- Key member of an offensive unit that provided protection for Cam Newton to set a franchise record for passing yards in a postseason game, 349 yards, at New Orleans (1/7/18).



DARYL WILLIAMS

Ht: 6-6 Wt: 330 Exp: 4
Oklahoma Aqd: D4 '15
Career GP/GS: (39/28) [4/2]

HONORS

- AP All-Pro Second Team (2017)

PRO CAREER

- Started in all 16 games for the first time in career at right tackle for Carolina in 2017...Earned AP All-Pro Second Team.
- Played 100 percent of the team's offensive snaps and was ranked third among offensive tackles by Pro Football Focus in 2017.
- Provided impressive pass protection while keying the Panthers run game as it finished fourth in the NFL with an average rushing yards per game of 131.4.

SPECIALISTS



GRAHAM GANO

Ht: 6-2 Wt: 202 Exp: 9
 Florida State Aqd: FA '12
 Career GP/GS: (122/0) [7/0]

GANO CAREER STATISTICS

Year	Team	GP	FG	FGA	Pct	Lg	Blk	XP	XPA	Pct	Blk	Points
2009	Washington	4	4	4	100.0	46	0	6	7	85.7	1	18
2010	Washington	16	24	35	68.6	49	1	28	28	100.0	0	100
2011	Washington	16	31	41	75.6	59	5	25	26	96.2	1	118
2012	Carolina	6	9	11	81.8	51	0	20	21	95.2	0	47
2013	Carolina	16	24	27	88.9	55	1	42	42	100.0	0	114
2014	Carolina	16	29	35	82.9	53	1	34	34	100.0	0	121
2015	Carolina	16	30	36	83.3	52	4	56	59	94.9	1	146
2016	Carolina	16	30	38	78.9	54	0	31	34	91.2	2	121
2017	Carolina	16	29	30	96.7	48	0	34	37	91.9	1	121
Totals		122	210	257	81.6	59	12	276	288	95.8	6	906

NFL RANKINGS

- Led the NFL with a 96.7 field goal percentage in 2017, converting 29-of-30 attempts.
- In 2017, led the league in touchback percentage with 84.8, turning 70-of-83 kickoffs into touchbacks.
- Tied NFL record for longest field goal in the postseason after nailing a 58-yard attempt in a Wild Card Playoff at New Orleans (1/7/18).
- In 2010, tied NFL record for the most overtime field goals in a season with three.

FRANCHISE RANKINGS

- In 2017, set a franchise record and led the NFL in field goal percentage, hitting on 29-of-30 tries for 96.7 percent.
- Set a franchise record with a league-best 84.8 percent touchback percentage in 2017, booming 70-of-83 kickoffs into the endzone.
- Hit a 58-yard field goal in a Wild Card Playoff at New Orleans (1/7/18), setting a franchise record and tied the NFL record for the longest field goal in postseason history.
- In 2013, set a franchise record and tied for the NFL lead for the most made field goals of 50 yards or more with six.
- Set single-season franchise record in 2015 with a career-high 146 points.
- Ranks second in franchise history with 670 points (151 field goals, 217 PATs).

HONORS

- Pro Bowl (2017)
- Ed Block Courage Award Winner (2017)
- NFC Special Teams Player of the Month (November, 2015)
- NFC Special Teams Player of the Week (Week 16, 2010)

2017

- Had a career year in 2017, setting career highs in field goal percentage (96.7) and touchback percentage (84.8)...Played in all 16 regular season games and one postseason game.
- In 2017, converted 29-of-30 field goal attempts for a career high 96.7 percent...Turned 70-of-83 kickoffs into touchbacks for a 84.8 touchback percentage, also a new career best...Scored 121 total points (29 field goals, 34 PATs), good for fifth straight season with at least 100 points.

SINGLE-GAME CAREER HIGHS

FG ATTEMPTS	6	at Tennessee (11/21/10)
FG MADE	4	8x, last at Washington (12/19/16)
LONG FG ATTEMPT	63	vs. Atlanta (11/16/14)
LONG FG MADE	59	vs. San Francisco (11/16/11)
PAT ATTEMPTS	6	at New Orleans (12/6/16)
PAT MADE	5	9x, last vs. Tampa Bay (1/3/16)
POINTS	16	vs. San Francisco (9/18/16)



J.J. JANSSEN

Ht: 6-2 Wt: 235 Exp: 11
Notre Dame Aqd: TR '09 (GB)
Career GP/GS: (144/0) [7/0]

FRANCHISE RANKINGS

- 144 regular season games played are the most by a long snapper in franchise history and tied for eighth-most among all-time Panthers.

HONORS

- Pro Bowl (2013)

2017

- Played in all 16 games for Carolina in 2017...Recorded one special teams tackle... Helped kicker Graham Gano connect on 29-of-30 field goal attempts to lead the NFL in field goal accuracy and set Panthers single-season record for field goal percentage of 96.7 percent.
- Contributed to the Michael Palardy's franchise-record 42.4 net punting average, set in 2017.



MICHAEL PALARDY

Ht: 5-11 Wt: 200 Exp: 3
Tennessee Aqd: FA '16
Career GP/GS: (23/0) [1/0]

PALARDY CAREER STATISTICS

Year	Team	GP	No	Yds	Avg	Net	TB	In 20	Lg	Blk
2016	Carolina	7	36	1531	42.5	37.9	2	13	56	0
2017	Carolina	16	71	3269	46.0	42.4	4	25	63	0
Totals		23	107	4800	44.9	40.9	6	38	63	0

NFL RANKINGS

- Ranked fifth in the NFL in net punting average (42.4) in 2017.

FRANCHISE RANKINGS

- Set franchise record for highest net punting average (42.4) in single season in 2017.
- Tied for third-fewest touchbacks (four) among qualifying punters in single season in 2017.

PRO CAREER

- Played in all 16 games for Carolina in 2017, delivering career-best season numbers with a net punting average of 42.4 and gross punting average of 46.0...Landed 25 punts inside the 20 and only allowed four touchbacks.
- Set franchise record for highest net punting average (42.4) in single season in 2017.
- Posted single-game career-best net average of 48.7 at San Francisco in season opener (9/10/17).
- Booted career-long 63 yard punt at New York Jets (11/26/17).

SINGLE-GAME CAREER HIGHS

PUNTS	7	2x, last at Atlanta (12/31/17)
PUNTING YARDS	353	at Tampa Bay (10/29/17)
GROSS PUNTING AVERAGE	52.6	at Chicago (10/22/17)
NET PUNTING AVERAGE	48.7	at San Francisco (9/10/17)
LONG PUNT	63	at New York Jets (11/26/17)
PUNTS INSIDE THE 20	4	at Tampa Bay (10/29/17)

DEFENSIVE LINE



MARIO ADDISON

Ht: 6-3 Wt: 260 Exp: 8
Troy Aqd: FA '12
Career GP/GS: (95/20) [7/1]

ADDISON CAREER STATISTICS

YR	Team	G/GS	TOT	T	A	SACK	YDS	INT	LG	TD	PD	FF	FR	Yds
2011	Chi./Ind	6/0	5	1	4	0.0	0.0	0	0	0	0	0	0	0
2012	Ind./Was./Car.	12/1	4	4	0	1.0	5.0	0	0	0	0	1	1	0
2013	Carolina	16/2	14	8	6	2.5	20.5	0	0	0	0	1	1	0
2014	Carolina	16/0	21	13	8	6.5	59.5	0	0	0	0	1	2	0
2015	Carolina	14/0	19	11	8	6.0	27.0	0	0	0	1	0	0	0
2016	Carolina	14/1	26	21	5	9.5	49.5	0	0	0	1	2	1	0
2017	Carolina	16/16	50	35	15	11.0	70.5	0	1	0	0	2	0	0
Total		95/20	139	95	46	36.5	240.0	0	0	0	2	7	5	0

NFL RANKINGS

- Recorded 19.0 sacks over his previous 23 games, dating back to a 2016 game at the Los Angeles Rams (11/6/16). He is tied for third in the NFL in sacks over that span.

FRANCHISE RANKINGS

- Ranks fifth all-time in sacks in franchise history with 36.5 career sacks.

2017

- Started every game in 2017 for a Carolina defense that finished third in the NFL with 50 total sacks and ranked seventh in the league in total yards allowed...Tied Julius Peppers for the team lead with a career-high 11 sacks, topping his previous best of 9.5 sacks in 2016.
- Set career bests in tackles (50) and sacks (11) in 2017...Also tallied two forced fumbles, tying career-high set in 2016.
- 11 sacks in 2017 brought career total to 36.5 sacks, the fifth-most in Panthers history.
- Carolina was one of three teams in 2017 (Jacksonville, Los Angeles Rams) to sport a pair of players with double-digit sacks as Addison and Julius Peppers each posted 11 sacks.

SINGLE-GAME CAREER HIGHS

TACKLES 6 vs. New Orleans (9/24/17)
SACKS 2.5 vs. Detroit (9/14/14)
FORCED FUMBLES 1 7x, last vs. Minnesota (12/10/17)
FUMBLE RECOVERIES 1 5x, last vs. New Orleans (11/17/16)



VERNON BUTLER

Ht: 6-4 Wt: 330 Exp: 3
Louisiana Tech Aqd: D1 '16
Career GP/GS: (24/0) [1/0]

BUTLER CAREER STATISTICS

YR	Team	G/GS	TOT	T	A	SACK	YDS	INT	LG	TD	PD	FF	FR	Yds
2016	Carolina	10/0	11	8	3	1.5	11.0	0	0	0	2	0	1	0
2017	Carolina	14/0	14	10	4	0.0	0.0	0	0	0	1	0	0	0
Total		24/0	25	18	7	1.5	11.0	0	0	1	1	0	1	0

FRANCHISE RANKINGS


- Blocked two field goals in 2016, tying defensive end Julius Peppers for the most blocked field goals in a single season in team history.

2017

- Played in 14 games for a Carolina defense that ranked seventh in the league in total yards allowed and third in rushing yards allowed...Recorded 14 tackles, 11 quarterback pressures and one pass defense.
- Contributed to a defensive unit that finished third in the NFL with 50 sacks in 2017.

SINGLE-GAME CAREER HIGHS

TACKLES 3 at New York Jets (11/26/17)
SACKS 1.0 at Denver (9/8/16)
PASSES DEFENSED 1 3x, last at New York Jets (11/26/17)
FUMBLE RECOVERIES 1 at Tampa Bay (1/1/17)



BRYAN COX JR.

Ht: 6-3 Wt: 270 Exp: 2
Florida Aqd: FA '17
Career GP/GS: (7/0) [1/0]

COX JR. CAREER STATISTICS

YR	Team	G/GS	TOT	T	A	SACK	YDS	INT	LG	TD	PD	FF	FR	Yds
2017	Carolina	7/0	5	4	1	0.0	0	0	0	0	0	0	1	15
Total		7/0	5	4	1	0.0	0	0	0	0	0	0	1	15

2017

- Played in seven games for Carolina as a rookie in 2017...Finished the season with five tackles, six quarterback pressures and one fumble recovery.
- Part of a defensive unit in 2017 that ranked seventh in the NFL in total yards allowed (317.1 per game), third in rushing yards allowed (88.1 per game) and third in total sacks (50).

SINGLE-GAME CAREER HIGHS

TACKLES 2 vs. Green Bay (12/17/17)
FUMBLES RECOVERED 1 vs. Tampa Bay (12/24/17)



MARQUIS HAYNES

Ht: 6-2 Wt: 235 Exp: R
Mississippi Aqd: D4b '18
Career GP/GS: (0/0) [0/0]

Drafted by the Carolina Panthers in the fourth round of the 2018 Draft (136th overall).

COLLEGE

- Played four seasons at Ole Miss becoming modern-era career sacks leader with 32 career sacks.
- Holds modern-era career tackles for loss record with 47.5.
- In 2017, earned All-SEC Second Team accolades and participated in the Senior Bowl.
- Tallied 45 tackles in 2017, including 7.5 sacks which ranked fifth in the SEC.
- In 2016, earned All-SEC Third Team honors.
- Earned All-SEC Second Team honors in 2015, winning SEC Defensive Line-man of the Week honors three times.
- In 2014, named to the Freshman All-America First Team by numerous publications.



KYLE LOVE

Ht: 6-1 Wt: 310 Exp: 7
Mississippi State Aqd: FA '16
Career GP/GS: (84/28) [11/4]

LOVE CAREER STATISTICS

YR	Team	G/GS	TOT	T	A	SACK	YDS	INT	LG	TD	PD	FF	FR	Yds
2010	N.E.	9/1	7	5	2	1.0	4.0	0	0	0	1	0	0	0
2011	N.E.	16/13	33	20	13	3.0	14.0	0	0	0	0	0	1	0
2012	N.E.	16/11	25	11	14	1.5	4.0	0	0	0	0	0	0	0
2013	K.C./Jac.	2/0	4	1	3	0.0	0.0	0	0	0	0	0	0	0
2014	Carolina	0/0	0	0	0	0.0	0.0	0	0	0	0	0	0	0
2015	Carolina	15/2	19	13	6	3.0	23.0	0	0	0	0	0	1	0
2016	Carolina	10/1	19	11	8	1.5	11.0	0	0	0	0	1	1	0
2017	Carolina	16/0	16	10	6	3.5	26.5	0	0	0	0	0	0	0
Total		84/28	123	71	52	13.5	82.5	0	0	0	1	1	3	0

2017

- Played in 16 games in 2017, including action in Carolina's one playoff game...Registered 16 tackles and a career-best 3.5 sacks on the season.
- In 2017, helped Carolina rank third in the NFL in sacks (50) and third in run defense (88.1), the second-best average in franchise history.

SINGLE-GAME CAREER HIGHS

TACKLES	4	8x, last at Tampa Bay (1/1/17)
SACKS	1.0	11x, last vs. Minnesota (12/10/17)
FUMBLE RECOVERIES	1	3x, last at Washington (12/19/16)
FORCED FUMBLES	1	at Washington (12/19/16)



WES HORTON

Ht: 6-5 Wt: 265 Exp: 6
Southern California Aqd: FA '16
Career GP/GS: (61/30) [3/2]

HORTON CAREER STATISTICS

YR	Team	G/GS	TOT	T	A	SACK	YDS	INT	LG	TD	PD	FF	FR	Yds
2013	Carolina	10/0	8	7	1	2.0	9.0	0	0	0	0	0	0	0
2014	Carolina	16/15	26	17	9	3.0	17.0	0	0	0	1	1	0	0
2015	Carolina	8/2	8	6	2	1.0	3.0	0	0	0	0	0	0	0
2016	Carolina	11/10	13	8	5	2.5	11.5	0	0	0	0	2	2	4
2017	Carolina	16/0	17	13	4	5.5	35.5	0	0	0	0	3	0	0
Total		61/30	72	51	21	14.0	76.0	0	0	0	1	6	2	4

2017

- Played in all 16 games for Carolina in 2017...Recorded 5.5 sacks, 17 total tackles, and 10 quarterback pressures.
- Helped Carolina's defense finish seventh in the league in total yards allowed in 2017, while posting 50 sacks, good for third in the NFL and fourth-most in franchise history...Led the team with three forced fumbles, ranking fifth among defensive ends in the league.

SINGLE-GAME CAREER HIGHS

TACKLES	4	3x times, last at New York Jets (11/26/17)
SACKS	2.0	vs. Tampa Bay (12/1/13)
FORCED FUMBLES	1	6x times, last vs. Tampa Bay (12/24/17)




EFE OBADA

Ht: 6-6 Wt: 265 Exp: 1
no college Aqd: FA '17
Career GP/GS: (0/0) [0/0]

2017

- Joined the Carolina practice squad as a part of the International Player Pathway Program by NFL in May 2017...Spent entire season on practice squad.



JULIUS PEPPERS

Ht: 6-7 Wt: 295 Exp: 17
 North Carolina Aqd: UFA '17 (GB)
 Career GP/GS: (250/232) [18/18]

PEPPERS CAREER STATISTICS

YR	Team	G/GS	TOT	T	A	SACK	YDS	INT	LG	TD	PD	FF	FR	YDS
2002	Carolina	12/12	54	37	17	12.0	78	1	21	0	4	5	0	0
2003	Carolina	16/16	65	48	17	7.0	39	0	0	0	6	3	0	0
2004	Carolina	16/16	85	63	22	11.0	71	2	97	1	6	4	1	60
2005	Carolina	16/16	70	46	24	10.5	61.5	0	0	0	4	2	1	10
2006	Carolina	16/16	75	61	14	13.0	89	0	0	0	6	3	2	0
2007	Carolina	14/14	55	37	18	2.5	22.5	1	0	0	3	3	2	0
2008	Carolina	16/16	63	41	22	14.5	82.5	0	0	0	7	5	0	0
2009	Carolina	16/14	56	35	21	10.5	52.5	2	13t	1	4	5	1	0
2010	Chicago	16/16	64	47	17	8.0	54	2	1	0	7	3	0	0
2011	Chicago	16/16	43	31	12	11.0	60	0	0	0	1	3	2	0
2012	Chicago	16/16	43	33	10	11.5	73.5	0	0	0	0	1	4	6
2013	Chicago	16/16	47	35	12	7.0	44	1	14	0	4	2	1	42
2014	Green Bay	16/16	45	33	12	7.0	41.5	2	52t	2	11	4	3	2
2015	Green Bay	16/16	42	31	11	10.5	57	0	0	0	0	2	0	0
2016	Green Bay	16/11	30	22	8	7.5	47.5	0	0	0	3	2	1	0
2017	Carolina	16/5	33	27	6	11.0	61.0	0	0	0	0	2	2	0
Total		250/233	870	627	243	154.5	934.5	11	97	4	66	49	20	120

NFL RANKINGS

- Ranks fourth in NFL history with 154.5 career sacks, the most sacks by any active NFL player.
- Only player in NFL history with at least 150 sacks and 10 or more interceptions.
- Has 20 career opponent fumble recoveries, the most among active players and tied for second-most since 2000.
- Has 49 career forced fumbles, ranking second in the NFL in that category since 2000.
- 11 career interceptions ranks second all-time for defensive ends.
- Produced 10 seasons with double-digit sacks which ranks fourth all-time in NFL history.
- First in the NFL among active players with 13 blocked kicks (12 field goals, one extra point).
- Has six career defensive touchdowns (4 INT, 2 FR) which ties for first in the NFL among active defensive linemen and linebackers.
- Played in 250 career games, tied for seventh all-time among defensive players and sixth among all active NFL players.
- Has played in 160 consecutive regular season games, the fourth-longest active streak in the NFL.
- Named to nine Pro Bowls, tied for sixth-most among all active players.

NFL POSTSEASON RANKINGS

- Has played in 18 career postseason games, tied for fifth-most among active NFL players.
- Has 6.5 career sacks in postseason, tying for seventh among active players.

FRANCHISE RANKINGS

- All-time leader in sacks (92.0).
- All-time leader in forced fumbles (31).
- All-time leader in blocked field goals (8).
- Tied for second in franchise history in opponent fumble recoveries (9).
- Tied for third all-time in defensive touchdowns (3 total: 2 INT, 1 FR).
- Posted the second-most interception return yards for one season (143) in 2004.
- Holds record for longest interception return in a game in franchise history with a 97-yard return at Denver (10/10/04).

FRANCHISE POSTSEASON RANKINGS

- Tied for most career postseason starts (nine) in franchise history, and tied for third in most career postseason games (nine) played.

HONORS


- 9x Pro Bowl (2015, 2012, 2011, 2010, 2009, 2008, 2006, 2005, 2004)
- 3x AP First Team All-Pro (2010, 2006, 2004)
- AP Second Team All-Pro (2009)
- NFL Defensive Player of the Year (2002)
- NFL All-Decade Team (2000s)
- 4x NFC Defensive Player of the Month
- 5x NFC Defensive Player of the Week

2017

- Has appeared in 250 games with 232 starts in his career, appearing in all 16 games in 14 of his 16 seasons in the league.
- Has been named NFC Defensive Player of the Week five times in his career, joining defensive end Chris Doleman as only players to win the weekly honor for three different teams.
- Played in 16 games with five starts for Carolina in 2017, registering 33 tackles and 11.0 sacks with two forced fumbles, two fumble recoveries and 20 quarterback pressures.
- Tallied one sack vs. Philadelphia (10/12/17), marking his 150th career sack, becoming the only player in NFL history with at least 150 sacks and 10 interceptions.
- Recorded his 151st career sack in Week 8 at Tampa Bay (10/29/17), surpassing Chris Doleman (150.5) for the fourth-most sacks in NFL history.
- In Week 15 vs. Green Bay (12/17/17), notched 10th sack of the season, joining Bruce Smith, Reggie White and Kevin Greene as the only players in NFL history with 10 10-sack seasons.

SINGLE-GAME CAREER HIGHS

TACKLES	12	vs. Baltimore (11/17/13)
SACKS	3.0	9x, last at Arizona (12/23/12)
INTERCEPTIONS	1	11x, last vs. Philadelphia (11/16/14)
FORCED FUMBLES	2	2x, last at Oakland (11/9/08)
FUMBLE RECOVERIES	2	vs. Tampa Bay (12/24/17)



DONTARI POE

Ht: 6-3 Wt: 346 Exp: 7
Memphis Aqd: UFA '18 (Atl)
Career GP/GS: (94/92) [6/6]

POE CAREER STATISTICS

Year	Team	GP/GS	Tot	T	A	Sack	Yds	INT	Lg	TD	PD	FF	FR	Yds	TD
2012	Kansas City	16/16	38	28	10	0.0	0.0	0	0	0	4	0	0	0	0
2013	Kansas City	15/15	51	43	8	4.5	30.5	0	0	0	4	0	0	0	0
2014	Kansas City	16/16	45	37	8	6.0	30.5	0	0	0	1	0	0	0	0
2015	Kansas City	15/13	39	29	10	1.0	2.0	0	0	0	0	1	1	0	0
2016	Kansas City	16/16	27	18	9	1.5	2.5	0	0	0	3	1	0	0	0
2017	Atlanta	16/16	39	23	16	2.5	17.5	0	0	0	2	0	0	0	0
Totals		94/92	239	178	61	15.5	83.0	0	0	0	14	2	1	0	0

NFL RANKINGS

- Ranks sixth in the NFL in pass deflections (14) among defensive tackles since 2012.

HONORS

- 2x Pro Bowl (2014, 2013)
- AP Second Team All-Pro (2013)

2017

- Two-time Pro Bowler who has played in 94 games with 92 starts in six seasons.
- Has recorded 239 total tackles, 15.5 sacks, 14 passes defensed, two forced fumbles and one fumble recovery.
- Has accounted for three career touchdowns, two rushing and one passing...Only defensive lineman in modern NFL history to run for a touchdown and throw for a touchdown in his career.
- In 2017 for Atlanta, started 16 games at defensive tackle and posted 39 tackles (23 solo), 10 quarterback hits, 2.5 sacks, four tackles for loss and two passes defensed.



KAWANN SHORT

Ht: 6-3 Wt: 315 Exp: 6
Purdue Aqd: D2 '13
Career GP/GS: (80/77) [7/6]

SHORT CAREER STATISTICS

YR	Team	G/GS	TOT	T	A	SACK	YDS	INT	LG	TD	PD	FF	FR	YDS
2013	Carolina	16/0	33	21	12	1.5	9.0	0	0	0	0	1	1	0
2014	Carolina	16/9	38	28	10	3.5	19.5	0	0	0	3	1	2	0
2015	Carolina	16/16	51	40	11	11.0	91.0	0	0	0	6	3	2	0
2016	Carolina	16/16	54	41	13	6.0	31.0	0	0	0	4	1	0	0
2017	Carolina	16/16	53	40	13	7.5	35.5	0	0	0	1	2	1	0
Total		80/77	229	170	59	29.5	186.0	0	0	0	14	8	7	0

NFL RANKINGS

- Recorded 11.0 sacks in 2015, tied for the NFL lead among defensive tackles...Had four games with two or more sacks in 2015, second-most in the NFL.
- Since the start of 2015, has 24.5 sacks, the third-most in the NFL by a defensive tackle over the past three seasons.

FRANCHISE RANKINGS

- Led the Panthers with a career-high 11.0 sacks in 2015, most by a defensive tackle in team history.
- Named NFC Defensive Player of the Month for October and December to become the first player in franchise history to win multiple Player of the Month Awards in a single season.
- Became first defensive tackle in team history to be named Defensive Player of the Month (October, December)...Became first defensive tackle in team history to be named Player of the Week (Week 6).

HONORS

- Pro Bowl (2015)
- AP All-Pro Second Team (2015)
- PFWA All-NFC (2015)
- NFC Defensive Player of the Month (2015 - October, December)
- NFC Defensive Player of the Week (2015 - Week 6)
- PFWA All-Rookie (2013)


2017

- Started all 16 games and one postseason game for Carolina in 2017...Career-high 80 consecutive games played and 57 consecutive games started.
- Ranked third on the team in 2017 with 7.5 sacks and helped Carolina rank third in the NFL with 50 sacks...Ranked second on the team with 29 quarterback pressures.
- Recorded seventh multi-sack career game vs. Minnesota (12/10/17).

SINGLE-GAME CAREER HIGHS

- TACKLES** 7 2x, last at Atlanta (12/27/15)
- SACKS** 3.0 vs. Philadelphia (10/25/15)
- FORCED FUMBLES** 2 vs. Atlanta (12/13/15)
- FUMBLE RECOVERIES** 1 6x, last vs. Philadelphia (10/12/17)

LINEBACKERS



JERMAINE CARTER JR.

Ht: 6-1 Wt: 225 Exp: R
 Maryland Aqd: D5 '18
 Career GP/GS: (0/0) [0/0]



BEN JACOBS

Ht: 6-4 Wt: 240 Exp: 4
 Fresno State Aqd: FA '16
 Career GP/GS: (57/0) [6/0]

Drafted by the Carolina Panthers in the fifth round of the 2018 Draft (161st overall).

COLLEGE


- Started all 37 games at middle linebacker for Maryland from 2015-2017.
- Compiled 337 career tackles with 9.5 sacks and one interception which he returned for a touchdown.
- Led team in tackles in three consecutive seasons, becoming fifth Maryland player since 1969 to achieve the feat.
- Three-time All-Big Ten honorable mention selection.
- Named to Bednarik and Butkus Award Watch List in 2017.
- In 2017, led team with 90 tackles and 3.5 sacks...Tied for Big Ten lead with four forced fumbles.

JACOBS CAREER STATISTICS

Year	Team	GP/GS	Tot	T	A	Sack	Yds	INT	Yds	Lg	TD	PD	FF	FR	Yds
2011	Cleveland	5/0	0	0	0	0.0	0.0	0	0	0	0	0	0	0	0
2013	Carolina	0/0	0	0	0	0.0	0.0	0	0	0	0	0	0	0	0
2014	Carolina	16/0	1	1	0	0.0	0.0	0	0	0	0	0	0	0	0
2015	Carolina	16/0	7	6	1	0.0	0.0	0	0	0	0	0	0	0	0
2016	Carolina	4/0	0	0	0	0.0	0.0	0	0	0	0	0	0	0	0
2017	Carolina	16/0	0	0	0	0.0	0.0	0	0	0	0	0	0	0	0
Totals		57/0	8	7	1	0.0	0.0	0	0	0	0	0	0	0	0

2017

- Played in all 16 regular season games for Carolina and one postseason game in 2017...Recorded five tackles on special teams.



LUKE KUECHLY

Ht: 6-3 Wt: 238 Exp: 7
 Boston College Aqd: D1 '12
 Career GP/GS: (86/86) [7/7]

KUECHLY CAREER STATISTICS

Year	Team	GP/GS	Tot	T	A	Sack	Yds	INT	Yds	Lg	TD	PD	FF	FR	Yds	TD
2012	Carolina	16/16	205	135	70	1.0	4.0	2	22	25	0	5	0	3	9	0
2013	Carolina	16/16	176	115	61	2.0	15.0	4	33	30	0	5	0	0	0	0
2014	Carolina	16/16	166	124	42	3.0	19.0	1	0	0	0	12	1	1	0	0
2015	Carolina	13/13	137	110	27	1.0	5.0	4	48	32t	1	5	2	1	0	0
2016	Carolina	10/10	112	88	24	2.0	16.0	1	1	1	0	6	1	0	0	0
2017	Carolina	15/15	134	108	26	1.5	6.0	3	23	23	1	4	1	3	34	1
Totals		86/86	930	680	250	10.5	65.0	15	127	32t	2	37	5	8	43	1

NFL RANKINGS

- Leads the NFL with 818 tackles (based on press box statistics) since entering the league in 2012, ranking as the most tackles over a six-year stretch since London Fletcher had 827 between 2008-13.
- Led the NFL in tackles in 2012 and 2014...In 2012, he became the first rookie since San Francisco's Patrick Willis (2007) to lead the NFL in tackles.
- Tied NFL single-game record with 24 tackles (based on press box statistics) vs. New Orleans (12/22/13), previously accomplished by David Harris for the New York Jets (11/4/07).
- Recorded 15 interceptions since entering the league in 2012, the most among NFL linebackers.
- Leads all NFL linebackers with 22 total takeaways (15 interceptions, seven opponent fumble recoveries) since 2012. That mark ties for seventh among all NFL players over that span.

FRANCHISE RANKINGS

- Set Panthers single-season record with 205 tackles (coaches film) in 2012.
- Ranks third in franchise history with 930 career tackles (coaches film).
- Owns three of the top five single-season tackle totals in team history.
- Only player in franchise history with more than 100 tackles in each of his first six seasons as a Panther.
- Amassed a team-record 26 tackles in Panthers' 17-13 playoff-clinching win vs. New Orleans (12/22/13).
- Ranks fourth all-time with 15 interceptions and tied for fourth with 22 takeaways.

HONORS

- 4x AP All-Pro First-Team (2017, 2015, 2014, 2013)
- 5x Pro Bowl (2017, 2016, 2015, 2014, 2013)
- 5x Sporting News All-Pro (2017, 2016, 2015, 2014, 2013)
- NFL Art Rooney Sportsmanship Award Winner (2017)
- AP All-Pro Second-Team (2016)
- 4x PFWA All-NFC (2017, 2015, 2014, 2013)
- 2x Sports Illustrated All-Pro (2014, 2013)
- AP Defensive Player of the Year (2013)
- NFL 101 NFC Defensive Player of the Year (2013)
- Sporting News Defensive Player of the Year (2013)
- AP Defensive Rookie of the Year (2012)
- PFWA Defensive Rookie of the Year (2012)
- 5x NFC Defensive Player of the Week (2017, Week 12; 2015, Week 12; 2013, Weeks 10 and 16; 2012, Week 14)
- NFL Defensive Rookie of the Month (2012, December)

2017

- Started and played in 15 games and was inactive for one for Carolina in 2017...Led the team with 134 tackles and three interceptions, earning his fifth-straight Pro Bowl nod.
- Led a defense that ranked third in rushing defense, third in sacks and seventh in total defense, setting a franchise record for not allowing a 100-yard individual rusher all season.
- Earned fifth career NFC Defensive Player of the Week honors in Week 12 at New York Jets (11/26/17) as he recovered a fumble and returned it 34 yards for his first career fumble recovery touchdown.
- Named NFL Art Rooney Sportsmanship Award winner in 2017, which recognizes the NFL player who best demonstrates the qualities of outstanding sportsmanship on the playing field, including fair play, respect for opponents and integrity in competition.



DAVID MAYO

Ht: 6-2 Wt: 245 Exp: 4
Texas State Aqd: D5a '15
Career GP/GS: (43/1) [4/0]



ANDRE SMITH

Ht: 6-0 Wt: 240 Exp: R
North Carolina Aqd: D7a '18
Career GP/GS: (43/1) [4/0]

MAYO CAREER STATISTICS

Year	Team	GP/GS	Tot	T	A	Sack	Yds	INT	Yds	Lg	TD	PD	FF	FR	Yds
2015	Carolina	12/0	0	0	0	0.0	0.0	0	0	0	0	0	0	0	0
2016	Carolina	15/0	9	7	2	0.0	0.0	0	0	0	0	0	0	0	0
2017	Carolina	16/1	16	10	6	0.0	0.0	0	0	0	1	0	0	0	0
Totals		43/1	25	17	8	0.0	0.0	0	0	0	1	0	0	0	0

2017

• Played in 16 games with his first career start for Carolina in 2017...Played in Wild Card playoff game at New Orleans.

SINGLE-GAME CAREER HIGHS

TACKLES 7 at Tampa Bay (1/1/17)
PASSES DEFENSED 1 vs. Philadelphia (10/12/17)

Drafted by the Panthers in the seventh round of the 2018 Draft out of North Carolina.

COLLEGE

- Tallied 187 tackles in three seasons at North Carolina...Notched two sacks and two interceptions with five pass breakups and two forced fumbles in his career.
- In 2017, tallied 21 tackles and had a 73-yard interception return in the opening week against Cal...Suffered season-ending injury against in Week 2 against Louisville.
- In 2016, tallied 113 tackles which ranked second on the team and ranked seventh in the ACC in tackles per game



JARED NORRIS

Ht: 6-1 Wt: 238 Exp: 3
Utah Aqd: FA '16
Career GP/GS: (25/0) [0/0]



SHAQ THOMPSON

Ht: 6-0 Wt: 230 Exp: 4
Washington Aqd: D1 '15
Career GP/GS: (42/36) [4/4]

NORRIS CAREER STATISTICS

Year	Team	GP/GS	Tot	T	A	Sack	Yds	INT	Yds	Lg	TD	PD	FF	FR	Yds
2016	Carolina	14/0	0	0	0	0.0	0.0	0	0	0	0	0	0	0	0
2017	Carolina	11/0	0	0	0	0.0	0.0	0	0	0	0	0	0	0	0
Totals		25/0	0	0	0	0.0	0.0	0	0	0	0	0	0	0	0

2017

• Played in 11 games for Carolina in 2017 before finishing the season on injured reserve with a calf injury...Played primarily on special teams, logging three special teams tackles.

THOMPSON CAREER STATISTICS

Year	Team	GP/GS	Tot	T	A	Sack	Yds	INT	Yds	Lg	TD	PD	FF	FR	Yds	TD
2015	Carolina	14/10	61	42	19	1.0	0.0	0	0	0	0	4	0	0	0	0
2016	Carolina	14/12	70	56	14	0.0	0.0	1	12	12	0	3	0	2	9	1
2017	Carolina	14/14	75	56	19	2.0	15.0	0	0	0	1	0	0	0	0	0
Totals		42/36	206	154	52	3.0	15.0	1	12	12	0	8	0	2	9	1


2017

- Played in 14 games with a career-high 14 starts for Carolina in 2017... Set career-high 75 total tackles, six quarterback pressures and two sacks.
- Recorded a season-best nine tackles at New England (10/1/17).
- Helped mark the first time in franchise history that Carolina had not allowed a touchdown through the first two games of the season and the Panthers became the first team in the NFL to accomplish the feat since the 2010 Baltimore Ravens.
- Helped Carolina become the first NFL team since 1981 to allow three points or fewer in each of the first two games of a season.

SINGLE-GAME CAREER HIGHS

TACKLES 11 2x, last vs. Atlanta (12/24/16)
SACKS 1.0 3x, last at Detroit (10/8/17)
INTERCEPTIONS 1 vs. San Diego (12/11/16)
FUMBLE RECOVERIES 1 2x, last vs. San Francisco (9/18/16)

DEFENSIVE BACKS



MIKE ADAMS

Ht: 5-11 Wt: 205 Exp: 15
 Delaware Aqd: UFA '17 (Ind)
 Career GP/GS: (206/133) [7/7]

ADAMS CAREER STATISTICS

Year	Team	GP/GS	Tot	T	A	Sack	Yds	INT	Yds	Lg	TD	PD	FF	FR	Yds
2004	San Francisco	8/0	4	2	2	0.0	0.0	1	0	0	0	1	0	1	0
2005	San Francisco	14/10	68	55	13	1.0	5.0	4	36	40t	1	10	1	1	0
2006	San Francisco	16/8	67	53	14	0.0	0.0	0	0	0	3	0	0	0	0
2007	Cleveland	15/0	11	9	2	1.0	7.0	0	0	0	2	0	1	0	0
2008	Cleveland	14/5	42	20	22	0.0	0.0	2	18	18	0	2	0	1	0
2009	Cleveland	16/9	61	52	9	1.0	6.0	0	0	0	8	0	1	1	1
2010	Cleveland	15/2	34	31	3	1.0	10.0	2	51	26	0	6	0	0	0
2011	Cleveland	16/16	61	41	20	0.0	0.0	3	33	29	0	6	1	1	0
2012	Denver	16/16	80	60	20	1.0	2.0	0	0	0	11	2	2	0	0
2013	Denver	16/7	60	45	15	0.0	0.0	1	3	3	0	6	0	1	0
2014	Indianapolis	16/16	93	71	22	0.0	0.0	5	24	10	0	11	2	2	0
2015	Indianapolis	13/13	76	54	22	1.0	8.0	5	63	38	1	6	3	1	0
2016	Indianapolis	15/15	80	65	15	0.0	0.0	2	56	56	0	2	2	2	0
2017	Carolina	16/16	75	68	7	0.0	0.0	2	42	40	0	10	1	2	0
Totals		206/133	812	626	186	6.0	38.0	27	326	56	2	84	12	16	1

NFL RANKINGS

• Recorded 21 takeaways (14 interceptions, seven fumble recoveries) since 2014, ranking third among all NFL defenders over that stretch.

HONORS

- 2x Pro Bowl (2014, 2015)
- AFC Defensive Player of the Week (2015, Week 5)

2017

- Started every game at strong safety in 2017 for a Carolina defense that ranked seventh in the league in total yards allowed...Tied for fourth on the team with 75 tackles and added 10 passes defended, two interceptions, two fumble recoveries and one forced fumble.
- Two interceptions in 2017 brought his interception total to 14 since the start of the 2014 season, tied for the fifth-most in the NFL over that span.
- Played in 200th career game on Monday Night Football vs. Miami (11/13/17).
- Recorded first career postseason interception in a Wild Card game at New Orleans (1/7/17), picking off Saints quarterback Drew Brees.

SINGLE-GAME CAREER HIGHS

TACKLES	12	2x, last at Dallas (12/21/14)
SACKS	1.0	6x, last at Jacksonville (12/13/15)
FORCED FUMBLES	1	12x, last at New Orleans (12/3/17)
FUMBLE RECOVERIES	1	16x, last vs. Green Bay (12/17/17)
INTERCEPTIONS	2	4x, last at Houston (10/8/15)
PASSES DEFENSED	3	4x, last vs. Tennessee (9/28/14)



JAMES BRADBERRY

Ht: 6-1 Wt: 212 Exp: 3
 Samford Aqd: D2 '16
 Career GP/GS: (29/29) [1/1]

BRADBERRY CAREER STATISTICS

Year	Team	GP/GS	Tot	T	A	Sack	Yds	INT	Yds	Lg	TD	PD	FF	FR	Yds
2016	Carolina	13/13	60	55	5	0.0	0.0	2	21	16	0	11	0	0	0
2017	Carolina	16/16	74	66	8	1.0	7.0	2	3	0	0	12	2	0	0
Totals		29/29	134	121	13	1.0	7.0	4	24	16	0	23	2	0	0

NFL RANKINGS

• Led all NFL cornerbacks with 85 tackles (press box statistics) in 2017 season.

2017

- Started every game at cornerback in 2017 for a Carolina defense that ranked seventh in the league in total yards allowed...Set new career highs in tackles (74), passes defended (12), forced fumbles (two), sacks (one) and tied his career-best two interceptions, set in 2016.
- Led the team with 12 passes defended in 2017...Second consecutive season leading the team in passes defended.
- Registered a strip-sack of Eagles quarterback Carson Wentz in Week 6 vs. Philadelphia (10/12/17), notching his first career sack and forced fumble on the same play.
- Recorded an interception in back-to-back weeks vs. Minnesota (12/10/17) and vs. Green Bay (12/17/17) in Weeks 14-15.

SINGLE-GAME CAREER HIGHS

TACKLES	8	3x, last vs. Atlanta (11/5/17)
INTERCEPTIONS	1	4x, last vs. Green Bay (12/17/17)
PASSES DEFENSED	3	at Los Angeles Rams (11/6/16)
FORCED FUMBLES	1	2x, last vs. Green Bay (12/17/17)



LORENZO DOSS

Ht: 5-11 Wt: 185 Exp: 4
 Tulane Aqd: FA '18
 Career GP/GS: (15/0) [0/0]

DOSS CAREER STATISTICS

Year	Team	GP/GS	Tot	T	A	Sack	Yds	INT	Yds	Lg	TD	PD	FF	FR	Yds
2015	Denver	6/0	0	0	0	0.0	0	0	0	0	0	0	0	0	0
2016	Denver	6/0	4	4	0	0.0	0	0	0	0	2	0	0	0	0
2017	Denver	3/0	0	0	0	0.0	0	0	0	0	0	0	0	0	0
Totals		15/0	4	4	0	0.0	0	0	0	0	2	0	0	0	0

2017

- Played in three games for Denver in 2017, seeing time primarily on special teams.



CORN ELDER

Ht: 5-10 Wt: 185 Exp: 2
Miami Aqd: D5 '17
Career GP/GS: (0/0) [0/0]

ELDER CAREER STATISTICS

Year	Team	GP/GS	Tot	T	A	Sack	Yds	INT	Yds	Lg	TD	PD	FF	FR	Yds
2017	Carolina	0/0	0	0	0	0.0	0	0	0	0	0	0	0	0	0
Totals		0/0	0	0	0	0.0	0	0	0	0	0	0	0	0	0

2017

• Did not play in any games during rookie season in 2017...Suffered knee injury during training camp and was placed on injured reserve prior to the start of the regular season.




DONTE JACKSON

Ht: 5-10 Wt: 180 Exp: R
LSU Aqd: D2 '18
Career GP/GS: (0/0) [0/0]

Drafted by the Carolina Panthers in the second round of the 2018 Draft (55th overall).

COLLEGE

- Played in 37 games with 24 starts in the secondary for the Tigers.
- For career, compiled 116 tackles, 4.0 tackles for loss, and four interceptions, 22 pass breakups and a sack.
- Named All-America Second Team by Sporting News in 2017.
- All-SEC Second Team in 2017.
- In 2017, finished with 51 tackles, 3.5 tackles for loss, a sack and an interception...Ranked second on team in pass breakups with 10.
- In his sophomore season of 2016, he played in 12 games with 11 starts... Recorded the second-most pass breakups with eight on the season...Also had 39 tackles, two interceptions and a forced fumble.



RASHAAN GAULDEN

Ht: 6-1 Wt: 200 Exp: R
Tennessee Aqd: D3 '18
Career GP/GS: (0/0) [0/0]

Drafted by the Carolina Panthers in the third round of the 2018 Draft (85th overall).

COLLEGE

- Played in 36 games with 19 starts at defensive back for Tennessee.
- Did not play in 2015 after suffering season-ending foot injury.
- In his career, tallied 140 total tackles, including 9.5 tackles for loss, forced four fumbles, recovered three fumbles and made one interception.
- Recorded 65 tackles and tied for fourth in the SEC with three forced fumbles in 2017.
- Set career highs with 10 tackles in a single game, doing it twice against Florida and South Carolina.
- In 2016, ranked third on the team with 68 tackles, including 6.0 for loss.



COLIN JONES

Ht: 6-0 Wt: 205 Exp: 8
TCU Aqd: TR '12 (SF)
Career GP/GS: (105/13) [9/1]

JONES CAREER STATISTICS


Year	Team	GP/GS	Tot	T	A	Sack	Yds	INT	Yds	Lg	TD	PD	FF	FR	Yds
2011	San Francisco	13/0	0	0	0	0.0	0.0	0	0	0	0	0	0	0	0
2012	Carolina	15/0	3	2	1	0.0	0.0	0	0	0	0	0	0	0	0
2013	Carolina	16/0	1	1	0	0.0	0.0	0	0	0	0	0	0	0	0
2014	Carolina	16/2	20	19	1	1.0	6.0	0	0	0	4	1	0	0	0
2015	Carolina	15/3	17	14	3	0.0	0.0	1	0	0	0	0	0	0	0
2016	Carolina	14/1	2	1	1	0.0	0.0	0	0	0	0	0	0	0	0
2017	Carolina	16/7	21	14	7	0.0	0.0	1	10	0	2	0	0	0	0
Totals		105/13	64	51	13	1.0	6.0	2	10	0	6	1	0	0	0

2017

- Played in 16 games with seven starts for Carolina in 2017...Recorded 21 tackles, four special team tackles and one interception.
- Notched first start of the season and a career-high most tackles in a game with six at Detroit (10/8/17).

SINGLE-GAME CAREER HIGHS

TACKLES	6	at Detroit (10/8/17)
INTERCEPTIONS	1	2x, last vs. Green Bay (12/17/17)
FORCED FUMBLES	1	at Tampa Bay (12/14/14)
PASSES DEFENSED	2	at Tampa Bay (12/14/14)



CAPTAIN MUNNERLYN

Ht: 5-9 Wt: 195 Exp: 10
South Carolina Aqd: UFA '17 (MIN)
Career GP/GS: (138/80) [3/1]



DA'NORRIS SEARCY

Ht: 5-11 Wt: 205 Exp: 8
North Carolina Aqd: FA '18
Career GP/GS: (107/56) [2/0]

MUNNERLYN CAREER STATISTICS

Year	Team	GP/GS	Tot	T	A	Sack	Yds	INT	Yds	Lg	TD	PD	FF	FR	Yds
2009	Carolina	15/4	43	35	8	0.0	0.0	0	0	0	0	2	1	1	0
2010	Carolina	16/5	47	41	6	0.0	0.0	3	37	37t	1	10	1	0	0
2011	Carolina	14/14	55	36	19	2.0	7.0	0	0	0	0	7	1	1	0
2012	Carolina	16/11	66	51	15	0.0	0.0	2	107	74t	2	6	0	0	0
2013	Carolina	16/16	86	60	26	3.5	22.5	2	86	45t	2	13	1	1	0
2014	Minnesota	16/16	69	54	15	0.0	0.0	2	1	1	0	7	0	1	0
2015	Minnesota	16/5	56	48	8	1.0	9.0	2	30	32	0	7	1	2	55
2016	Minnesota	15/9	51	38	13	0.0	0.0	0	0	0	0	3	1	0	0
2017	Carolina	14/0	30	24	6	2.0	18.0	0	0	0	0	5	0	0	0
Totals		138/80	503	387	116	8.5	56.5	11	261	74t	5	60	6	6	55

FRANCHISE RANKINGS

- Ranks first all-time in franchise history with five career interception returns for touchdowns.
- Tied for first in franchise history with two interception returns for touchdowns in same season (2012, 2013).
- Ranks second in franchise history among defensive backs with 7.5 sacks as a Panther.

2017

- Played in 14 regular season games and one playoff game for Carolina in 2017...Registered 30 tackles, two sacks and five passes defended.
- Led all Panthers secondary players with his two sacks in 2017.

SINGLE-GAME CAREER HIGHS

TACKLES	9	4x, last Carolina (9/25/16)
INTERCEPTIONS	1	11x, last vs. New York Giants (12/27/15)
PASSES DEFENSED	3	at Seattle (12/5/10)
FORCED FUMBLES	1	6x, last vs. Arizona (11/6/16)
FUMBLE RECOVERIES	1	6x, last at Green Bay (1/3/16)
SACKS	2.0	vs. New York Jets (12/15/13)
LONG INT RETURN	74t	vs. Tampa Bay (11/18/12)
KICKOFF RETURNS	1	4x, last vs. Seattle (10/7/12)
KICKOFF RETURN YARDS	64	vs. Baltimore (11/21/10)
LONG KICKOFF RETURN	64	vs. Baltimore (11/21/10)
PUNT RETURNS	5	vs. Buffalo (10/25/09)
PUNT RETURN YARDS	52	vs. Arizona (12/19/10)
LONG PUNT RETURN	37	2x, last at Tampa Bay (11/14/10)

SEARCY CAREER STATISTICS

Year	Team	GP/GS	Tot	T	A	Sack	Yds	INT	Yds	Lg	TD	PD	FF	FR	Yds	TD
2011	Buffalo	16/3	29	22	7	0.0	0.0	1	0	0	0	1	0	0	0	0
2012	Buffalo	15/0	35	22	13	0.0	0.0	0	0	0	0	1	2	0	0	0
2013	Buffalo	16/7	69	45	24	3.5	24.5	1	32	32t	1	7	0	1	74t	1
2014	Buffalo	15/13	58	39	19	0.5	5.5	3	70	70	0	5	1	1	0	0
2015	Tennessee	15/13	54	41	13	0.5	5.5	1	5	5	0	4	0	0	0	0
2016	Tennessee	14/14	51	39	12	0.0	0.0	1	0	0	0	8	0	1	0	0
2017	Tennessee	16/6	23	12	11	0.0	0.0	1	8	8	0	2	0	0	0	0
Totals		107/56	319	220	94	4.5	35.5	8	115	70	1	28	3	3	74t	1

2017

- In 2017, played in all 16 regular season games with six starts for Tennessee...Also saw action in two postseason games.
- Totals on the year include 27 tackles, one interception and two passes defended...Added two tackles in two postseason games played.

SINGLE-GAME CAREER HIGHS

TACKLES	16	vs. Cincinnati (10/13/13)
SACKS	1.0	3x, last vs. Miami (12/22/13)
FORCED FUMBLES	1	3x, last at Miami (11/13/14)
FUMBLE RECOVERIES	1	3x, last at Jacksonville (12/24/16)
INTERCEPTIONS	2	vs. Cleveland (11/30/14)