



HEINZ FIELD (68,400) / AUGUST 30, 2018 • 7:30 PM / PANTHERS.COM

CAROLINA PANTHERS (3-0) AT PITTSBURGH STEELERS (2-1)

PANTHERS TRAVEL TO PITTSBURGH FOR FINAL PRESEASON GAME

CAROLINA AT PITTSBURGH

Carolina travels to Pittsburgh for the fourth and final preseason game on Thursday. The Panthers have gone 3-0 in the preseason with wins over Buffalo, Miami and New England, while the Steelers have defeated Philadelphia and Tennessee while losing at Green Bay.

Last week against the Patriots, Carolina's defense held Tom Brady and the New England offense out of the end zone for the first half, while the Panthers were able to string together a number of long drives.

Newton finished at 11-of-17 for 141 yards while Christian McCaffrey had 12 carries and two receptions.

Carolina has started 3-0 in the preseason for the first time since 2006 and only the fourth time in franchise history.

The Panthers are playing the same preseason schedule that they played in 2015, a year that Carolina went 15-1 and advanced to Super Bowl 50. Carolina went 3-1 in the preseason that year.

Carolina enters 2018 after an 11-5 season and a playoff berth as a five seed in the NFC playoffs. The Panthers advanced to the postseason for the fourth time in five seasons, tied for the most in the NFC over that span.

This season, the Panthers welcome a number of new weapons, especially on the offensive side of the ball. Carolina drafted DJ Moore, the first wide receiver taken in the 2018 NFL Draft. They also added veterans Torrey Smith and Jarius Wright to the receiver room. The Panthers also signed running back C.J. Anderson who is fresh off his first career 1,000-yard rushing season in Denver.

Defensively, the Panthers drafted cornerback Donte Jackson in the second and safety Rashaan Gaulden in the third round. They signed defensive tackle Dontari Poe to replace free agent departure Star Lotulelei and safety Da'Norris Searcy after the free agent departure of Kurt Coleman.

BROADCAST INFORMATION

WCCB CHARLOTTE

TELEVISION

Panthers TV Network
(WCCB-TV in Charlotte)

Play-by-Play: Mick Mixon

Color Analyst: Mike Rucker

Sideline: Kevin Donnalley



RADIO FLAGSHIP

WBT

(1110 AM/99.3 FM in Charlotte)

Play-by-Play: Jim Szoke

Color Analyst: Eugene Robinson

Sideline: Sharon Thorsland

STATISTICAL SNAPSHOT

Below are the final 2017 regular season averages and NFL rankings for Carolina and Pittsburgh in some key statistical categories:

	Carolina		Pittsburgh	
	Avg.	Rank	Avg.	Rank
OFFENSE				
Total Yards Per Game	323.7	19th	377.9	3rd
Rushing Yards Per Game	131.4	4th	104.2	20th
Rushing Yards Per Attempt	4.3	10th	3.8	25th
Passing Net Yards Per Game	192.3	28th	273.8	3rd
Sacks Per Pass Play	6.5%	17th	3.9%	3rd
Sacks Allowed	35	13th(t)	24	3rd(t)
Third Down Efficiency	41.9%	7th	44.0%	2nd
Points Per Game	22.7	12th	25.4	8th
DEFENSE				
Total Yards Per Game	317.1	7th	306.9	5th
Rushing Yards Per Game	88.1	3rd	105.8	10th
Rushing Yards Per Attempt	3.9	11th	4.4	27th
Passing Net Yards Per Game	229.1	18th	201.1	5th
Sacks Per Pass Play	8.3%	3rd	10.0%	1st
Sacks	50	3rd	56	1st
Third Down Efficiency	37.9%	13th	36.2%	7th
Points Per Game	20.4	10th(t)	19.3	7th

Individual Leaders

Passing	Yds	Cmp%	TD	INT	Rtg
Cam Newton, Car.	3302	59.1	22	16	80.7
Ben Roethlisberger, Pit.	4251	64.2	28	14	93.4

Rushing	Att	Yds	Avg	Lng	TD
Cam Newton, Car.	139	754	5.4	69	6
LeVeon Bell, Pit.	321	1291	4.0	27	9

Receiving	Rec	Yds	Avg	Lng	TD
Devin Funchess, Car.	63	840	13.3	44	8
Antonio Brown, Pit.	101	1533	15.2	57	9




PRESEASON WEEK FOUR: CAROLINA PANTHERS AT PITTSBURGH STEELERS



PANTHERS BESTS VS. PITTSBURGH

Rushing yards:	90, Fred Lane at Pit. (12/26/99)
Receiving yards:	160, Patrick Jeffers at Pit. (12/26/99)
Receptions:	8, Kelvin Benjamin at Car. (9/21/14)
Passing yards:	263, Steve Beuerlein at Pit. (12/26/99)



Quarterback Steve Beuerlein threw for 263 yards at Pittsburgh (12/26/99).

THE SERIES

The Panthers conclude the preseason Thursday against the Pittsburgh Steelers, the Panthers' most common preseason opponent. The Panthers and Steelers are matching up for the 16th consecutive year in the finale and the 20th time in 24 seasons overall. The only preseasons in which the teams haven't played are 1995, 1996, 2001 and 2002. Pittsburgh leads the preseason series 11-8. The teams have met six times in the regular season with the Steelers holding a 5-1 edge. The teams last met in the regular season in 2014 in Carolina.

BY THE NUMBERS (regular season)

Record vs. Steelers:	1-5
Last regular season game:	Pit. 37, Car. 19 (9/21/14)
Panthers largest winning margin:	4 at Car. (12/22/96)
Steelers largest winning margin:	34 at Car. (12/17/06)
Current series streak:	5 games, Pit. (1999-)
Panthers longest win streak:	1 game (1996)
Steelers longest win streak:	5 games (1999-)
Most Points, Panthers:	20 at Pit. (12/26/99)
Most Points, Steelers:	37, twice last at Car. (9/21/14)
Most Points, both teams:	56 at Car. (9/21/14)
Fewest Points, Panthers:	3, two times, last at Pit (12/23/10)
Fewest Points, Steelers:	14 at Car. (12/22/96)
Fewest Points, both teams:	30 at Pit. (12/23/10)

NOTABLE CONNECTIONS

Front Office Connections

- Panthers new owner, David Tepper, was a partial owner of the Pittsburgh Steelers from 2009-2018 prior to purchasing the Panthers.
- Steelers player engagement coordinator Terry Cousin played and graduated from the University of South Carolina, and played for the Panthers from 2002-2003.
- Player personnel coordinator and grandson to Steelers' founder Art Rooney Jr, Dan Rooney Jr. coached at Northern Durham HS in North Carolina from 1993-1994. He also coached at Leesville Road HS in Raleigh from 1995-1997.
- Steelers college scouting coordinator Phil Kridler graduated and played college football at Furman.

Coaches Connections

- Steelers head coach Mike Tomlin coached with Panthers coach Jeff Imamura for the Vikings in 2006.
- Steelers offensive coordinator Randy Fichtner coached with Panthers coach John Matsko at the University of Southern California in 1988.
- Steelers wider receiver coach Darryl Drake coached with Panthers coaches Ron Rivera, Eric Washington, and Pete Hoener for the Chicago Bears.
- Steelers offensive line coach Mike Munchak coached with Panthers coach Jim Skipper for the Tennessee Titans from 2011-2012.
- Steelers assistant offensive line coach Shaun Sarrett was on the Duke staff from 2008-2011 as an offensive quality control coach.
- Steelers running back coach James Saxon is from Beaufort, S.C. and attended Battery Creek HS. Saxon also coached with Panthers running game coordinator John Matsko for the Chiefs from 2006-2007, and Jeff Imamura for the Minnesota Vikings from 2011-13.
- Steelers defensive line coach Karl Dunbar coached with Rivera for the Bears in 2004. Dunbar also coached with Panthers Jeff Imamura in Minnesota from 2006-2011.
- Steelers inside linebacker coach Jerry Olsavsky was on staff at North Carolina as a strength and conditioning assistant in 2002.
- Steelers special teams coordinator Danny Smith was a Clemson graduate assistant in 1979, and an assistant coach at The Citadel from 1984-86.
- Steelers offensive coaching assistant Matt Synmes held the same role while at Duke University in 2013, and the University of South Carolina from 2016-2017.
- Panthers wide receiver coach Jericho Cotchery played for the Steelers from 2011-2013.

Previous Panther Player Connections

- Steelers offensive lineman Jake Rodgers was signed to the Panthers practice squad in 2016, and was released in 2017.
- Steelers punter Matt Wile was signed as an undrafted rookie free agent in 2015 and was released in the same year.
- Steelers offensive lineman Zach Banner was claimed off waivers by the Panthers in March 2018, and later released in May 2018.
- Steelers offensive tackle Jake Rodgers played for the Panthers in 2016.

College/Hometown Connections

- Steelers running back Jake Summers is from Greensboro, N.C. and played at ECU.
- Steelers offensive lineman RJ Prince is from

Albemarle, N.C. and played at North Carolina.

- Steelers running back Jaylen Samuels is from Charlotte, N.C. played at N.C. State.
- Steelers quarterback Mason Rudolph is from Rock Hill, S.C.
- Steelers defensive tackle Javon Hargrave played collegiately at South Carolina State and hometown is Salisbury, N.C.
- Steelers defensive end Kendal Vickers is from Havelock, N.C.
- Steelers defensive tackle Daniel McCullers is from Raleigh, N.C.
- Steelers linebacker Keion Adams is from Salisbury, N.C.
- Steelers defensive end Greg Gilmore is from Parkton, N.C.
- Steelers tight end Pharoah McKeever is a native of Tabor City, N.C.
- Steelers linebacker Farrington Hugenin is a Columbia, S.C. native.
- Steelers cornerback Coty Sensabaugh attended Clemson University.
- Panthers running back Cameron Artis-Payne attended Harrisburg (Pa.) High School.
- Panthers Dorian Johnson and Adam Bisnowaty went to Pitt.

College Connections

- Steelers linebacker Vince Williams played with Panthers Graham Gano at Florida State in 2008.
- Steelers defensive end Greg Gilmore played with Panthers Trai Turner at LSU in 2013 and Donte Jackson from 2015-2017.
- Steelers WR Darrius Heyward-Bey played with Panthers WR Torrey Smith at Maryland from 2007-08.
- Steelers safety Sean Davis played with Panthers wide receiver D.J. Moore at Maryland in 2015 and Jermaine Carter Jr. from 2013-2015.
- Steelers wide receiver Tevin Jones played with Panthers Dontari Poe at Memphis in 2011 and Mose Frazier from 2013-2015.
- Steelers linebacker Anthony Chickillo played with Panthers Ladarious Gunter at Miami from 2012-2014 and Corn Elder from 2013-2014.
- Steelers punter Matt Wile and Fitzgerald Toussaint played with Panthers Devin Funchess and Kyle Bosch at Michigan. They were coached by Panthers Brady Hoke while at Michigan.
- Steelers defensive end Lavon Hooks played with Panthers Marquis Haynes at Ole Miss in 2014.
- Steelers cornerback Mike Hilton played with Panthers Marquis Haynes at Ole Miss from 2014-2015.
- Steelers Cameron Sutton, Justin Hunter and Joshua Dobbs played with Panthers punter Michael Palardy and safety Rashaan Gaudlen at Tennessee.
- Steelers offensive lineman Joseph Cheek played with Panthers Daeshon Hall at Texas A&M from 2013-2015 and Kyle Allen from 2014-2015.
- Steelers offensive lineman Zach Banner and wide receiver JuJu Smith-Schuster played with Panthers cornerback Kevon Seymour at Southern California.
- Steelers running back Jarvion Franklin, defensive end Chukwuma Okorafor and linebacker Keion Adams played with Panthers Taylor Moton at Western Michigan.
- Steelers linebacker T.J. Watt played with Panthers Dezmen Southward at Wisconsin in 2013.



THE HEAD COACHES



Ron RIVERA

NFL: 22nd season

Panthers: 8th season

Regular Season: 64-47-1 (.576)

Postseason: 3-4 (.429)

Ron Rivera became the fourth coach in Carolina Panthers history on January 11, 2011.

In seven seasons, Rivera has guided the team to a Super Bowl appearance, an NFC Championship and three NFC South titles. The Panthers have advanced to the playoffs in four of the last five seasons, tied for the most in the NFC over that span. Rivera is a two-time (2013 and 2015) Associated Press NFL Coach of the Year award winner. In 2015, Rivera led the Panthers to the second Super Bowl appearance in team history following a franchise-best 15-1 record and their third consecutive NFC South championship. In the process, Carolina became the fourth team in the Super Bowl era to start a season 14-0. Carolina's 18-game regular season winning streak, beginning in 2014, was the longest in NFC history. In 2013, Rivera guided Carolina to its first playoff appearance since 2008 and in 2014, he led the Panthers to the team's first playoff win since 2005.

With 64 career regular season wins, Rivera is 10 wins away from becoming the Panthers all-time winningest coach, surpassing John Fox.

Before joining the Panthers in 2011, Rivera coached the San Diego Chargers (2007-2010), Chicago Bears (2004-06, 1997-98) and Philadelphia Eagles (1999-2003). In 2006, the Bears defense led the NFL with 44 takeaways, helping propel Chicago to an appearance in Super Bowl XLI.

Rivera is just the third Latino head coach in NFL history, joining Tom Flores with the Oakland Raiders (1979-1987) and Seattle Seahawks (1992-94) and Tom Fears with the New Orleans Saints (1967-1970).

A second-round draft choice in 1984 by Chicago, Rivera played nine seasons with the Bears. Primarily an outside linebacker, he was a member of the Super Bowl XX championship team in 1985.

An All-American at the University of California, Rivera finished his career as the school's all-time leader in sacks with 22 and tackles with 336.

Born January 7, 1962 in Fort Ord, Calif., he and his wife, Stephanie, have two children – Christopher and Courtney.

RIVERA COACHING HISTORY

2011-	Carolina Panthers	Head Coach
2008-10	San Diego Chargers	Defensive Coordinator
2007-08	San Diego Chargers	Inside Linebackers
2004-06	Chicago Bears	Defensive Coordinator
1999-2003	Philadelphia Eagles	Linebackers
1997-98	Chicago Bears	Defensive Quality Control



Mike TOMLIN

NFL: 18th season

Steelers: 12th season

Regular Season: 116-60 (.659)

Postseason: 8-7 (.533)

Mike Tomlin was named the sixteenth head coach in Steelers history on January 22, 2007.

Tomlin became the youngest coach (36 years, 323 days) in NFL history to win a Super Bowl when the Steelers defeated the Arizona Cardinals, 27-23, in Super Bowl XLIII on February 1, 2009. Tomlin reached the playoffs four times in his first five seasons and he is the only coach in Steelers' history to win division titles in each of his first two seasons. In 2017, Tomlin guided the Steelers to the AFC North division title for the sixth time in his 11-year reign. Pittsburgh has reached the postseason eight times under Tomlin's leadership, including each of the past four seasons. In 2010, Tomlin's club won its third division title in a four-year span. The 2008 season culminated with a Super Bowl triumph, making Tomlin one of only seven coaches in league history to win a Super Bowl within his first two seasons as an NFL head coach. In his first season, Tomlin guided the Steelers to a 10-6 record and their first AFC North title since 2004.

Tomlin was the Minnesota Vikings defensive coordinator in 2006 after spending the previous five seasons (2001-05) as defensive backs coach for the Tampa Bay Buccaneers. In Super Bowl XXXVII, the secondary recorded four interceptions, returning two for touchdowns to help capture the franchise's first Super Bowl title.

Tomlin served two seasons as the defensive backs coach at the University of Cincinnati (1999-2000) before going to Tampa Bay. Prior to joining the Cincinnati staff, Tomlin had a short stint on the coaching staff at Tennessee-Martin and then spent two seasons at Arkansas State. He spent the 1996 season as a graduate assistant at Memphis. Tomlin began his coaching career in 1995 as wide receivers coach at Virginia Military Institute.

A three-year starter at wide receiver at William & Mary (1990-94), Tomlin finished his career with a school-record 20 touchdown receptions. Tomlin graduated in 1994 with a degree in sociology.

Born in Hampton, Va., on March 15, 1972, Tomlin and his wife, Kiya, have two sons, Dino and Mason, and a daughter Harlyn Quinn.

TOMLIN COACHING HISTORY

2007-	Pittsburgh Steelers	Head Coach
2006	Minnesota Vikings	Defensive Coordinator
2001-05	Tampa Bay Buccaneers	Defensive Backs
1999-2000	Cincinnati	Defensive Backs
1998	Arkansas State	Defensive Backs
1997	Arkansas State	Wide Receivers
1996	Memphis	Graduate Assistant
1995	Virginia Military Institute	Wide Receivers



THIS WEEK IN THE NFC SOUTH

In the final week of the preseason, Carolina travels to Pittsburgh, Atlanta hosts Miami, Tampa Bay hosts Jacksonville and New Orleans hosts the Rams.

Last season, the NFC South boasted three playoff teams for the first time in its history. It was just the sixth time since 2002 that a division sported three teams with more than 10 wins. The division's 37 combined wins were the most by any division in 2017.

THIS WEEK'S NFC SOUTH SCHEDULE

Thursday	Miami at Atlanta	7:00 p.m.
Thursday	Carolina at Pittsburgh	7:30 p.m.
Thursday	Jacksonville at Tampa Bay	7:30 p.m.
Thursday	L.A. Rams at New Orleans	8:00 p.m.

2017 NFC SOUTH STANDINGS

	W	L	T	PCT.	PF	PA
New Orleans	11	5	0	.688	448	326
Carolina	11	5	0	.688	363	327
Atlanta	10	6	0	.625	353	315
Tampa Bay	5	11	0	.313	335	382

MEDIA INFORMATION

Panthers.com – For the most up-to-date information on the Carolina Panthers, please visit the team's official web site at www.panthers.com.

Media Website - www.panthers.com/news/media

2018 PANTHERS SCHEDULE

PRESEASON (3-0)

Thursday	Aug. 9	@ Buffalo	W, 28-23
Friday	Aug. 17	MIAMI	W, 27-20
Friday	Aug. 24	NEW ENGLAND	W, 25-14
Thursday	Aug. 30	@ Pittsburgh	7:30 p.m.

REGULAR SEASON (0-0)

Sunday	Sept. 9	DALLAS	1 p.m.
Sunday	Sept. 16	@ Atlanta	1 p.m.
Sunday	Sept. 23	CINCINNATI	1 p.m.
Sunday	Sept. 30	BYE	
Sunday	Oct. 7	NEW YORK GIANTS	1 p.m.
Sunday	Oct. 14	@ Washington	1 p.m.
Sunday	Oct. 21	@ Philadelphia	1 p.m.
Sunday	Oct. 28	BALTIMORE	1 p.m.
Sunday	Nov. 4	TAMPA BAY	1 p.m.
Thursday	Nov. 8	@ Pittsburgh	8:20 p.m.
Sunday	Nov. 18	@ Detroit	1 p.m.
Sunday	Nov. 25	SEATTLE	1 p.m.
Sunday	Dec. 2	@ Tampa Bay	1 p.m.
Sunday	Dec. 9	@ Cleveland	1 p.m.
Monday	Dec. 17	NEW ORLEANS	8:15 p.m.
Sunday	Dec. 23	ATLANTA	1 p.m.
Sunday	Dec. 30	@ New Orleans	1 p.m.





RUNNING HARD VS. MIAMI

The Panthers rushed for 226 yards against the Dolphins in the second week of the preseason. That number tied the output against Pittsburgh in 2015 for the most preseason rushing yards in a game since 2008. It also represents the most in a preseason game this season.

Christian McCaffrey ran for 92 yards on five carries, including a 71-yard touchdown run. It was the third-highest rushing game by an individual this preseason, and the 71-yard run was the longest in the preseason so far. Last season, McCaffrey's highest single-game rush total was 66 yards against Atlanta (11/5/17).

Offseason signees Kenjon Barner and C.J. Anderson ran for 72 yards and 39 yards respectively. Barner had two runs for over 20 yards, while Anderson had two runs over 10 yards.

PUNCHING IT IN THE ENDZONE

The Panthers offense has been effective in scoring touchdowns rather than field goals this preseason. Through three games, Carolina has scored 10 offensive touchdowns, the most in the NFL through three games.

OFFENSIVE TOUCHDOWNS - PRESEASON, NFL

Team	TDs
Carolina	10
Baltimore (4 gms)	10
Chicago (4 gms)	10
Three teams	9

The Panthers have converted touchdowns on six of eight chances in the red zone, despite missing two in the first half against New England. That mark ranks third in the NFL preseason.

RED ZONE TOUCHDOWN PERCENTAGE - PRESEASON, NFL

Team	RED ZONE TD %
Minnesota	88.9 (8-9)
Arizona	80.0 (4-5)
Carolina	75.0 (6-8)
Dallas	75.0 (3-4)



PANTHERS DEFENSE HOLDS STRONG

The Panthers defense stepped up when backed against the wall against the Dolphins. Miami had four red zone opportunities and only managed one touchdown which came in the final minute.

The trend continued against the Patriots as New England only scored one touchdown on two red zone trips.

Carolina's defense has allowed a 40 percent (4-of-10) red zone conversion rate, tying for sixth in the NFL. Carolina's five offensive touchdowns allowed ties for eighth in the league.

NEWTON COMPLETING MORE

Cam Newton has posted a 68.4 completion rate through three games, going 26-for-38 with 315 yards passing, 1 TD, 1 INT and a 91.4 passer rating.

Through three games, Newton's completion rate ranks as his highest through eight preseasons (barring 2017 when he only attempted two passes in one game).

SAMUEL RETURNS

Curtis Samuel played in his first action back at Bank of America Stadium against the same team (Dolphins) against whom he suffered a season-ending ankle injury in November of his rookie season.

Samuel had a game-high 65 yards receiving on two catches, one for 39 yards and another for 26 yards. One catch got Carolina away from its own endzone and the other set up a touchdown in the red zone.

A week later against New England, Samuel again led the team with three catches for 58 yards receiving.

Through three games, Samuel is Carolina's leading receiver with 166 yards receiving on nine catches. His 18.4 yards per catch ranks sixth in the NFL this preseason.





2018 NFL DRAFT CHOICES

WR DJ Moore, Maryland

1st Round, 24th overall

Moore finished fifth in Maryland history in receptions (146), sixth in receiving yards (2,027) and fourth in touchdown receptions (17). In 2017, he earned Phil Steele All-America Second Team honors and was the Big Ten Receiver of the Year and All-Big Ten First Team selection. Moore set a Maryland record with 80 receptions last season while accumulating 1,033 receiving yards, good for third in Maryland history.

CB Donte Jackson, LSU

2nd round, 55th overall

A two-sport athlete at LSU who posted top times in the SEC in the sprint events, Jackson was an All-America Second Team selection last season, making 51 tackles, a sack, an interception and 10 pass breakups. He ran a 4.32 in the 40 at the combine, tying for the fastest time last year.

S Rashaan Gaulden, Tennessee

3rd Round, 85th overall

Gaulden recorded 65 tackles and tied for fourth in the SEC with three forced fumbles in 2017. He finished his career with 140 total tackles, including 9.5 tackles for loss, four forced fumbles, three fumble recoveries and one interception.

TE Ian Thomas, Indiana

4th round, 101st overall

Thomas arrived at Indiana in 2016 after spending time at Nassau Community College on Long Island in New York. He was an All-Big Ten Honorable Mention honoree, finishing second among Big Ten tight ends with 15.0 yards per reception (ranking 4th nationally) and tied for third among tight ends in the conference with five receiving touchdowns.

DE Marquis Haynes, Ole Miss

Round 4, 136th overall

Marquis Haynes comes to Carolina after a decorated career at Ole Miss where he played four full seasons. He finished his career after becoming the modern-era career sacks leader with 32 career sacks. He also holds the modern-era career tackles for loss record with 47.5. In 2017, Haynes earned All-SEC Second Team accolades and participated in the Senior Bowl. On the season, he tallied 45 tackles, including 7.5 sacks which ranked fifth in the SEC.

LB Jermaine Carter, Jr., Maryland

Round 5, 161st overall

Carter compiled 337 career tackles with 9.5 sacks and one interception which he returned for a touchdown. Between 2015-17, he led the team in tackles over three consecutive seasons, becoming just the fifth Maryland player since 1969 to achieve the feat.

LB Andre Smith, North Carolina

Round 7, 234th overall

Smith tallied 187 tackles in his three seasons at North Carolina. He also notched two sacks and two interceptions with five pass breakups and two forced fumbles in his career. In 2017, he tallied 21 tackles and had a 73-yard interception return in the opening week against Cal, but then suffered a season-ending injury against in Week 2 against Louisville. In 2016, he tallied 113 tackles, which ranked second on the team and ranked seventh in the ACC in tackles per game.

DT Kendrick Norton, Miami

Round 7, 242nd overall

Norton compiled 84 tackles, 18.0 tackles for loss and 5.0 sacks in his three seasons at Miami. In 2017, he earned All-ACC Honorable Mention accolades while finishing with 26 tackles and 6.5 tackles for loss with two sacks. In 2016, he was named All-ACC Third Team as he ranked seventh on the team and second among defensive linemen with 39 tackles.

KEY PLAYER ACQUISITIONS

RB C.J. Anderson - Free Agent (Denver)

Anderson comes to Carolina fresh off the heels of a 1,000-yard rushing season in Denver last fall. Last season, he rushed for 1,007 yards, ranking ninth in the NFL. He tallied 3,051 rushing and 20 touchdowns in five seasons with Denver. He ran for 90 yards and a touchdown in a Super Bowl 50 win against Carolina. Anderson has only lost three fumbles in 693 career carries, tying for third in the NFL in fewest fumbles since 2013 (min. 600 carries).

DT Dontari Poe - Unrestricted Free Agent (Atlanta)

Carolina's front seven on defense has remained one of the team's greatest strengths in recent years. The Panthers looks to continue that trend in 2018 after signing defensive tackle Dontari Poe. A two-time Pro Bowler, Poe brings size, strength and a wealth of experience to the interior of the defensive line. Originally the 11th overall pick in the 2012 Draft, he has racked up 239 tackles, 15.5 sacks, 14 pass deflections and two forced fumbles in his career. Poe has also recorded three career touchdowns on offense, rushing for two scores and passing for one.

S Da'Norris Searcy - Unrestricted Free Agent (Tennessee)

The Panthers added the former North Carolina Tar Heel this offseason to shore up a defensive secondary. Searcy played safety for the Tennessee Titans for the last three seasons (2015-17) after spending his first four years in the league with the Buffalo Bills (2011-14). Since entering the NFL, he has recorded 330 tackles, 26 passes

defensed, 4.5 sacks and eight interceptions.

WR Torrey Smith - Traded from Philadelphia

Wide receiver Torrey Smith provides a new weapon for quarterback Cam Newton to utilize in the passing game. Since 2011, Smith ranks third in the NFL in yards per reception (min. 200 receptions), averaging 16.6 yards per catch. He has tallied 302 receptions for 4,951 yards and 39 touchdowns over his seven-year career. Originally a second round draft pick in 2011 by Baltimore, Smith has since spent time with San Francisco (2015-16) and Philadelphia (2017), earning two Super Bowl championships along the way.

WR Jarius Wright - Unrestricted Free Agent (Minnesota)

Jarius Wright comes to Carolina after spending the first six seasons of his career with Minnesota. The former Viking will reunite with Norv Turner, Carolina's new offensive coordinator, after spending three seasons (2014-16) with Turner in Minnesota. Wright has a knack for being a reliable third-down receiver with over 40 percent of his career receptions coming on third-down. Since entering the league in 2011, he has tallied 153 total catches for 2,039 yards and 10 touchdowns.



2018 OFFSEASON

2018 SCHEDULE NOTES

In addition to home and away games against NFC South foes Atlanta, New Orleans and Tampa Bay, Carolina will play all four teams from both the NFC East and the AFC North. The Panthers' remaining two intra-conference opponents were based on the 2017 standings. Carolina will host Seattle and play at Detroit after all three teams finished second in their respective divisions.

A few notes on Carolina's 2018 opponents:

- The Panthers will play six games against teams that qualified for the playoffs, including a road game at Super Bowl champion Philadelphia. It marks the third consecutive year that Carolina plays a road game at the Super Bowl champion. The Panthers have faced the NFC Champion in every season since 2008.
- The 2017 combined record of the opponents for Carolina's 16 games is 131-125, a .511 winning percentage.
- Since divisional realignment 2002, the Panthers are 15-17 against the NFC East and 6-9-1 against the AFC North.
- The NFC South featured three teams in the 2017 playoffs for the first time in its history. The division's 37 wins led all divisions in the NFL in 2017. It marked the sixth time since 2002 that a division sported three teams with 10 or more wins.
- Carolina is set to face off against Seattle for the ninth time since the 2010 season, with two of those meetings coming in the postseason. Carolina is 4-8 all-time against Seattle, but has won two of the last three.
- The Panthers are 5-1 against Washington since divisional realignment in 2002.
- Carolina will be looking for its first road victory in franchise history at Pittsburgh. The Panthers are 1-5 all-time against the Steelers with the only win coming at home in 1996.
- After playing six games on the West Coast in the last three seasons, Carolina will not travel west in the regular season in 2018. The Panthers will travel a total of 6,938 miles in 2018, the fewest in the NFL in 2018 and the fewest in franchise history.
- Carolina is 46-41 all-time at home and 37-49 all-time on the road.

2017 REGULAR SEASON TEAM LEADERS

Scoring:	Graham Gano	121 (29 FG 34 PAT)
Total Touchdowns:	Devin Funchess	8
Pass Attempts:	Cam Newton	492
Pass Completions:	Cam Newton	291
Completion Percentage (min. 50 att):	Cam Newton	59.1%
Passing Yards:	Cam Newton	3,302
Passing Touchdowns:	Cam Newton	22
Passer Rating (min. 50 att):	Cam Newton	80.7
Rushing Yards:	Cam Newton	754
Rushing Attempts:	Jonathan Stewart	198
Rushing Touchdowns:	Cam Newton, Jonathan Stewart	6
Yards Per Rush (min. 32 att):	Cam Newton	5.4
Receptions:	Christian McCaffrey	80
Receiving Yards:	Devin Funchess	840
Receiving Touchdowns:	Devin Funchess	8
Yards Per Reception (min. 20 rec):	Ed Dickson	14.6
Total Yards From Scrimmage:	Christian McCaffrey	1,086 (651 rec 435 rush)
Tackles:	Luke Kuechly	134
Sacks:	Julius Peppers, Mario Addison	11.0
Interceptions:	Luke Kuechly	3
Punt Returns:	Christian McCaffrey	22
Punt Return Average (min. 10 ret):	Kaelin Clay	8.6
Kickoff Returns:	Curtis Samuel	11
Kickoff Return Average (min. 5 ret):	Damiere Byrd	32.7
Net Punting Average:	Michael Palardy	42.4



2017 WEEK-BY-WEEK TEAM STATISTICAL RANKINGS

Category	Week 1	Week 2	Week 3	Week 4	Week 5	Week 6	Week 7	Week 8	Week 9	Week 10	Week 11	Week 12	Week 13	Week 14	Week 15	Week 16	Week 17
Net Yards per game	18	25	28	22	18	19	19	21	21	16	17	17	18t	18	17	17	19
Rushing Yards per game	10	18	13	13	19	22	21	20	15	7	7	5	5	5	4	4	4
Net Passing Yards per game	23	24	30	20	17	17	16	19	24	21	22	24	25	28	27	27	28
Third Down Efficiency	5	7	3	1	2	3	6	4	5	2	1	5	6	5	6	6	7
Points per game	10	22	29	20	18	17	22	23	24	17	17	15t	16	14	12	11	12
Opp. Net Yards per game	3	1	1	4	3	4	3	2	1	1	2	2	6	5	5	7	7
Opp. Rushing Yards per game	5	6	15	8	6	5	4	5	2	2	3	3	4	3t	5	6	3
Opp. Net Passing Yards per game	7	2	3	7	5	7	4	3	6	4	4	6	7	7	11	16	18
Opp. Third Down Efficiency	2	4	7	16	10	11	9	6	5	9	9	9	8t	9	9	14	13
Sacks	4t	6t	11t	9t	3t	2t	2t	2	2	2t	4	4t	5	3t	3t	3	3
Opp. Points per game	2	1	2	4	9	9	11	5	4	3	5	8	10t	10	11	11t	11

ALL-TIME YEAR-BY-YEAR TEAM STATISTICAL RANKINGS

Category	1995	1996	1997	1998	1999	2000	2001	2002	2003	2004	2005	2006	2007	2008	2009	2010	2011	2012	2013	2014	2015	2016	2017
Net Yards per game	26	23	26	20	6	20	30	31	16	13	22	24	29	10	19	32	7	12	26	16	11	19	19
Rushing Yards per game	20	15	15	28	20	29	29	25	7	28	19	24	14	3	3	13	3	9	11	7	2	10	4
Net Passing Yards per game	24	22	26	14	2	12	26	30	18	9	17	15	29	19	27	32	13	16	29	19	24	21	28
Third Down Efficiency	20	21	2	13	10	15	30	30	20	10	6	32	24	19	19	30	10	6	4	12	7	23	7
Points per game	25	7	27	12	4	21	29	30	15	13	8	27	26	7	21	32	5	18	18	19	1	15	12
Opp. Net Yards per game	7	10	15	30	26	27	31	2	8	20	3	7	16	18	8	18	28	10	2	10	6	21	7
Opp. Rushing Yards per game	10	8	22	26	24	26	31	8	11	17	4	11	18	20	22	23	25	14	2	16	4	6	3
Opp. Net Passing Yards per game	14	12	9	28	23	26	28	4	9	18	9	4	17	16	4	11	24	13	6	11	11	29	18
Opp. Third Down Efficiency	15	1	17	26	30	27	27	2	8	31	27	3	26	18	7	16	27	9	12	22	13	10	13
Sacks	14t	1	23	21t	23t	27t	28	2	8	24t	7	6t	31	9	22t	20t	24t	9t	1	12t	6	2	3
Opp. Points per game	8	2	13t	27	26	12	28	5	10	15t	5	8t	15	12	9	26	27	18	2	21	6	26	11

ALL-TIME YEAR-BY-YEAR TEAM STATISTICAL AVERAGES

Category	1995	1996	1997	1998	1999	2000	2001	2002	2003	2004	2005	2006	2007	2008	2009	2010	2011	2012	2013	2014	2015	2016	2017
Net Yards per game	288.7	300.8	288.4	298.8	355.3	290.9	265.9	267.5	321.3	326.6	309.4	307.7	284.9	349.7	331.0	258.4	389.8	360.7	316.9	346.7	366.9	343.7	323.7
Rushing Yards per game	98.3	108.1	110.6	91.1	95.3	74.1	85.8	99.1	130.7	98.9	104.9	103.7	114.0	152.3	156.1	115.4	150.5	130.5	126.6	127.3	142.6	113.4	131.4
Net Passing Yards per game	190.4	192.7	177.8	207.6	260.1	216.1	180.1	168.4	190.6	227.7	204.4	204.0	170.9	197.4	174.9	143.1	239.3	230.2	190.2	219.4	224.3	230.3	192.3
Third Down Efficiency	38.1	37.2	44.0	37.0	38.3	39.4	30.6	28.6	35.6	40.3	42.2	31.1	36.2	39.3	37.3	30.4	40.5	43.1	43.8	41.9	42.4	37.2	41.9
Points per game	18.1	22.9	16.6	21.0	26.3	19.4	15.8	16.1	20.3	22.2	24.4	16.9	16.7	25.9	19.7	12.3	25.4	22.3	22.9	21.2	31.3	23.1	22.7
Opp. Net Yards per game	314.2	298.5	311.3	365.1	343.9	353.5	371.4	290.4	295.3	336.4	282.6	296.1	324.8	331.2	315.8	335.9	377.6	333.1	301.3	339.8	322.9	359.8	317.1
Opp. Rushing Yards per game	98.5	97.6	123.3	133.3	118.6	121.5	143.8	103.3	107.6	119.0	91.6	108.6	110.7	119.5	124.8	123.8	130.8	110.1	86.9	112.0	88.4	91.6	88.1
Opp. Net Passing Yards per game	215.7	200.9	187.9	231.8	225.3	232.0	227.6	187.1	187.7	217.4	191.1	187.5	214.1	211.7	191.0	212.1	246.8	223.0	214.3	227.8	234.5	268.2	229.1
Opp. Third Down Efficiency	40.8	32.4	36.9	41.7	41.6	43.3	41.6	32.9	34.7	46.0	40.7	31.5	42.5	39.7	35.5	38.0	42.8	36.1	35.8	42.4	37.9	37.9	37.9
Sacks	36	60	36	37	35	27	26	52	39	34	45	41	23	37	31	31	31	39	59	40	44	47	50
Opp. Points per game	20.3	13.6	19.6	25.8	23.8	19.4	25.6	18.9	19.0	21.2	16.2	19.1	21.7	20.6	19.3	25.5	26.8	22.7	15.1	23.4	19.3	25.1	20.4

**FRANCHISE RECORD WITH NO 100-YARD RUSHERS**

Carolina was the only team in the NFL to not allow an individual 100-yard rusher in any game in 2017.

The Panthers set a franchise record by going 20 consecutive games without allowing a 100-yard individual rusher, the longest active streak in the NFL. The team's previous 17-game record was set over the course of the 2001 and 2002 seasons.

The Panthers have not given up 100 yards rushing to a single player since Dec. 4, 2016 (20 games) against Seattle when Thomas Rawls went for 106 yards.

The Panthers held a number of the League's top rushers under their season average in the regular season and one playoff game. Against team's top rushing threats, Carolina held individuals a cumulative 167.5 yards under their season averages, or 9.8 yards under per game.

SECOND-MOST INTERCEPTIONS AND TAKEAWAYS

Since 2015, the Panthers defense has recorded 51 interceptions, the second-most in the NFL.

NFL TEAM LEADERS, INTERCEPTIONS, 2015-18

Team	INTs
Kansas City	56
Carolina	51
Philadelphia	50
Cincinnati	49

Over that same stretch, the Panthers have totaled 87 takeaways, just one behind Kansas City for the most since 2015.

NFL TEAM LEADERS, TOTAL TAKEAWAYS, 2015-18

Team	INTs
Kansas City	88
Carolina	87
Philadelphia	83
Cincinnati	62

Since 2015, the Panthers rank fifth in the NFL with a turnover differential of +17. Carolina has gone 26-4 when even or positive in turnovers and 6-12 when negative since 2015.

**EXPERIENCED AND STILL PRODUCTIVE**

Panthers defensive end Julius Peppers is the longest tenured defensive player currently active in the NFL. He is followed by teammate by Mike Adams who is the fourth-longest on defense in terms of career games played. With 164 career games played, Thomas Davis ranks fifth among active linebackers in career games played.

ALL-TIME GAMES PLAYED - DEFENSE, ACTIVE

Player, Team	Games	Seasons
Julius Peppers, Car.	250	16
Terence Newman, Min.	221	15
Terrell Suggs, Balt.	213	15
Mike Adams, Car.	206	14

Peppers, Adams and Davis were still highly productive in 2017. Peppers tied for the team lead in sacks (11), Adams led the secondary with four takeaways, while Davis ranked second on the team with 88 tackles.

CAREER LEADERS AT EACH DEFENSIVE LEVEL

The Panthers have some of the top players currently in the game at each level of the defense.

DEFENSIVE LINE - Julius Peppers has the most sacks (154.5) of any active player in the NFL.

LINEBACKERS - Luke Kuechly has the most career interceptions (15) of any active linebacker in the NFL.

Thomas Davis has the second-most career tackles (998, press box stats) of any active linebacker in the NFL.

SECONDARY - Mike Adams has the most career fumble recoveries (15) of any active defensive back in the NFL.

4 OF TOP 8 SACK ARTISTS IN LOCKER ROOM

Julius Peppers, Mario Addison, Kawann Short and Thomas Davis all rank in the top eight of the Panthers all-time sack leaders. Those four players currently account for 20.8 percent of all 894.0 sacks ever recorded in Panthers history. Since Peppers was drafted in 2002, the Panthers rank third in the NFL with 645 sacks.

PANTHERS CAREER SACK LEADERS

Player	Sacks	Seasons
Julius Peppers	92.0	2002-09; 2017
Charles Johnson	67.5	2007-17
Mike Rucker	55.5	1999-2007
Kevin Greene	41.5	1996, 1998-99
Mario Addison	36.5	2012-17
Greg Hardy	34.0	2010-14
Kawann Short	29.5	2013-17
Thomas Davis	28.0	2005-17

**A RUNNING HISTORY**

Since 2011, the year Carolina drafted Cam Newton, the Panthers rank third in the NFL in rushing yards with 14,756. Carolina also ranks second in rushing touchdowns since 2011 with 121, just three behind New England.

Carolina has boasted a top-10 rushing offense in six of the last seven seasons with Newton and head coach Ron Rivera.

NFL TEAM RUSHING YARDS LEADERS, 2011-17

Team	Rushing Yards
Buffalo	15,006
Seattle	14,773
Carolina	14,756
Philadelphia	14,379

NFL TEAM RUSHING TOUCHDOWNS LEADERS, 2011-17

Team	Rushing TDs
New England	124
Carolina	121
Minnesota	111
New Orleans	108
Buffalo	106

RUNNING STRONGER AT HOME

The Panthers finished fourth in the NFL in rushing in 2017. However, the running game was even more dominant at home. Carolina went 6-2 in home games and in home games ranked:

- 1st in rush yards (1,266)
- 1st in rush average (4.98)
- t-2nd in rushing TDs (10)
- 1st in rushing first downs (73)
- t-3rd in fewest fumbles lost (3)

OPPORTUNITY TO START FAST

Carolina will open the 2018 regular season at home against Dallas. It marks just the third time since 2006 that Carolina will play at home during Week 1.

This season, Carolina will play three of its first four games at home, marking the first time that has happened since 2005.

Fast starts have been key for the Panthers, especially in recent years. Carolina went 3-1 and 4-0 in the first four games in 2017 and 2015, both playoff seasons.

Since the 1995 inaugural season, the Panthers have a combined record of 22-10 (.688) in the first four games in playoff seasons and 17-43 (.283) in the first four games in non-playoff seasons.

Carolina has only made the playoffs once (2013) when starting 1-3 or worse, and only missed the playoffs once when starting 3-1 (2002) or better.

CONTROL THE CLOCK

Last season, Carolina finished fourth in the league with an average time of possession average of 32:17.

NFL TEAM LEADERS / TIME OF POSSESSION / 2017

Team	TOP
Philadelphia	32:41
Minnesota	32:26
Jacksonville	32:19
Carolina	32:17

The Panthers set a franchise record for time of possession in a season at 32:17, besting the old record of 31:54 set in 2013.

For the first time in franchise history, Carolina put together two fourth quarter drives that eclipsed 8 minutes in the same season. Carolina's 8:48 drive in Week One at San Francisco (9/10/17) was the longest drive to end a game in franchise history. Carolina then produced a 8:34 drive in the fourth quarter in Week Two vs. Buffalo (9/17/17).

Carolina posted four drives over six minutes in the game at Chicago, a season high. The Panthers led the NFL in drives lasting over six minutes with 19.

NFL TEAM LEADERS / DRIVES OF 6+ MINUTES / 2017

Team	Drives
Carolina	19
Four teams	14

AVOIDING PENALTIES

Carolina led the NFL for the fewest penalties in 2017 with only 83 penalties for 682 yards marked off against the Panthers.

The Panthers nearly tied the franchise record for fewest penalties and penalty yards after being called for just one penalty for one yard against Philadelphia (10/12/17).

Carolina's team record for fewest penalties in a season was 80, set in 2013. The team record for fewest penalty yards was 637 set in 2008.

FEWEST PENALTIES / NFL / 2017

Team	Penalties	Penalty Yards
Carolina	83	682
Tennessee	85	785
New York Giants	91	895
Baltimore	91	749



TEAM NOTES

DEFENSIVE LINE HAS BEEN DOMINANT

The Carolina Panthers have sported a dominant and sometimes overlooked defensive line in the last six seasons under former defensive line coach Eric Washington. Washington was promoted to defensive line coordinator in 2018, and he aims to work with his replacement, Brady Hoke, on maintaining that production.

Since 2012, no group of defensive linemen produced more sacks than Carolina's 219.0.

NFL TEAM LEADERS / SACKS BY DEFENSIVE LINEMEN / 2012-17

Team	Sacks
Carolina	219.0
Los Angeles Rams	198.0
Minnesota	195.5
Cincinnati	180.5

The defensive line's 219.0 sacks are part of an NFL-leading 280 total sacks by Carolina from 2012-17.

NFL TEAM LEADERS / SACKS / 2012-17

Team	Sacks
Carolina	280
Los Angeles Rams	265
Denver	261
Green Bay	252

Carolina finished ranked in the top 10 in sacks in five of the past six seasons, including a No. 1 ranking in 2013 and a No. 2 ranking in 2016.

CAROLINA'S SACK TOTALS / 2012-17

Season	Sacks (NFL Rank)
2012	39.0 (9th)
2013	60.0 (1st)
2014	40.0 (13th)
2015	44.0 (6th)
2016	47.0 (2nd)
2017	50.0 (3rd)

The 60 sacks in 2013 tied the Panthers franchise record set in 1996 and were the most by a team in a single season since San Diego had 61 in 2006.

The defensive line has not only been productive in getting to the quarterback, but also at stopping the run. Carolina's run defense has ranked in the top six in the NFL in four of the past six seasons.

CAROLINA'S RUN DEFENSE RANKINGS / 2012-17

Season	Yards/Game Allowed (NFL Rank)
2012	110.1 (14th)
2013	86.9 (2nd)
2014	112.0 (16th)
2015	88.4 (4th)
2016	91.6 (6th)
2017	88.1 (4th)
Total	96.2 (3rd)

Carolina has allowed just 96.2 rushing yards per game in the past six seasons, third in the NFL.

The recent crop of defensive linemen have accumulated a number of honors.

In 2013, defensive end Greg Hardy earned All-Pro and Pro Bowl honors while defensive tackles Star Lotulelei and Kawann Short earned PFWA All-Rookie honors. Defensive end Kony Ealy was a PFWA All-Rookie choice in 2014, and in 2015, Short earned All-Pro and Pro Bowl honors.

PANTHERS DEFENSIVE LINE POSTSEASON HONORS

2013

Greg Hardy: AP All-Pro 2nd Team; Pro Bowl; Sporting News All-Pro

Star Lotulelei: PFWA All-Rookie

Kawann Short: PFWA All-Rookie

2014

Kony Ealy: PFWA All-Rookie

2015

Kawann Short: AP All-Pro Second-Team; Pro Bowl

Since 2013, a Panthers defensive lineman has earned NFC Defensive Player of the Week honors five times. Hardy was recognized twice in 2013 (Week Three and Week Seventeen). Short and Lotulelei are the only defensive tackles in Panthers history to earn NFC Defensive Player of the Week honors as Short was recognized in Week Six of 2015 and Lotulelei received recognition in Week Eight of 2016. Peppers won Defensive Player of the Week honors in Week Four of 2017.

Short also has two NFC Defensive Player of the Month awards on his resume, earning the recognition in October and December of 2015. Short is the first player in franchise history to win multiple Player of the Month Awards in a single season and the first defensive tackle in the NFL to win multiple Player of the Month Awards in a single season.

PANTHERS DEFENSIVE LINE IN-SEASON AWARDS / 2013-17

NFC Defensive Players of the Week

2013

Greg Hardy: Week Three; Week Seventeen

2015

Kawann Short: Week Six

2016

Star Lotulelei: Week Eight

2017

Julius Peppers: Week Four

NFC Defensive Players of the Month

2015

Kawann Short: October; December



TEAM NOTES

IRONMEN GOING STRONG

The Panthers have several players that maintain long streaks in terms of consecutive games played and consecutive starts.

Julius Peppers ranks fourth in the NFL in consecutive games played with 160.

CONSECUTIVE GAMES PLAYED, ALL POSITION PLAYERS (active)

Player	Consecutive Games Played
Philip Rivers, LAC	193
William Gay, NY-G	176
Julius Peppers, Car.	160

CONSECUTIVE GAMES PLAYED, DEFENSIVE ENDS (active)

Player	Consecutive Games Played
Julius Peppers, Car.	160
Cameron Jordan, N.O.	112

CONSECUTIVE GAMES PLAYED, DEFENSIVE TACKLES (active)

Player	Consecutive Games Played
Ndamukong Suh, LA-R	99
Damon Harrison, NYG	81
Kawann Short, Car.	80

CONSECUTIVE GAMES STARTED, DEFENSIVE TACKLES (active)

Player	Consecutive Games Started
Ndamukong Suh, LA-R	99
Damon Harrison, NYG	80
Kawann Short, Car.	57

CONSECUTIVE GAMES STARTED, RUNNING BACKS (active)

Player	Consecutive Games Started
Frank Gore, Ind.	108
Isaiah Crowell, Cle.	33
Jordan Howard, Chi.	29
LeSean McCoy, Buf.	24
C.J. Anderson, Car.	16



CLOSE FINISHES

In 2017, the Panthers finished 7-1 in games decided by seven or fewer points and 4-0 in games decided by three or fewer points in the regular season.

Seven wins by seven or fewer points were the second-most in the NFL in 2017 behind Pittsburgh's eight wins. It also marked the second-most single-touchdown margins in franchise history behind the 2003 season which featured 10 wins.

Below is a listing of the most wins by seven or fewer points in a season in franchise history. The Panthers had at least four wins by seven or fewer points in seven of the team's eight trips to the playoffs.

WINS BY 7 OR FEWER POINTS, FRANCHISE HISTORY

Season	Record
2003	10-2*
2017	7-1*
2015	6-1*
2008	5-1*
2013	5-2*
2014	4-2-1*
2005	4-3*
2006	4-4
2002	4-4
1995	4-4

*-went to playoffs

MOST PRO BOWLERS ON ROSTER

The Carolina Panthers lead the NFL with the most Pro Bowlers on the team's active roster with 14. In 2015, Carolina led the NFL with 10 Pro Bowl selections, setting a franchise record.

PRO BOWLERS ON ACTIVE ROSTER

Team	Pro Bowlers
Carolina	14
Philadelphia	13
Atlanta	12
Los Angeles Rams	12
Oakland	12

PANTHERS PRO BOWLERS

Name	Number of Selections
Julius Peppers	9 (5-Car, 3-Chi, 1-GB)
Luke Kuechly	5
Ryan Kalil	5
Thomas Davis	3
Cam Newton	3
Greg Olsen	3
Trai Turner	3
Mike Adams	2 (2-Ind)
Dontari Poe	2 (2-K.C.)
Graham Gano	1
Kawann Short	1
J.J. Jansen	1

**DUAL-THREAT QUARTERBACK**

Quarterback Cam Newton had 28 total touchdowns (22 passing, six rushing) in 2017, pushing his career total to 212. The 212 touchdowns finished as the third-most total touchdowns in NFL history through a quarterback's first seven seasons.

As Newton enters his eighth season, he needs 13 total touchdowns to pass Brett Favre's total through his first eight seasons, which would rank third all-time.

MOST TOTAL TOUCHDOWNS / FIRST 8 SEASONS

Player	Total TD	Pass TD	Rush TD
Peyton Manning	253	244	9
Dan Marino	246	241	5
Brett Favre	224	213	11
Cam Newton	212	158	54

Newton is the only player to lead a current NFL franchise in both career touchdown passes (158) and career rushing touchdowns (54). Newton is the first quarterback in NFL history with at least 50 rushing touchdowns in a career.

Newton has 37 career games with both a passing and rushing touchdown, the most in NFL history.

As he enters his eighth season, Newton needs 2,033 total yards to catch Dan Marino and 4,460 yards to catch Peyton Manning for most combined yards after a quarterback's first eight seasons.

MOST COMBINED YARDS RUSH & PASS / FIRST 8 SEASONS

Player	Total Yards	Pass Yards	Rush Yards
Peyton Manning	33,854	33,189	665
Matt Ryan	33,520	32,757	763
Dan Marino	31,427	31,416	11
Matthew Stafford	31,154	30,303	851
Cam Newton	29,394	25,074	4,320

Newton is one of just three players in NFL history, along with Peyton Manning of the Indianapolis Colts (1998-2004) and Andy Dalton of the Cincinnati Bengals (2011-17), to have at least 3,000 passing yards in each of their first seven seasons.

He has recorded six seasons of at least 3,000 passing yards and 500 rushing yards, the most in NFL history.

Newton has now rushed for at least 700 yards in three NFL seasons and joins Michael Vick (three) as the only quarterbacks with three 700-yard rushing seasons in a career.

ALL-TIME RUNNING QUARTERBACK

Cam Newton has continued to move up the all-time ranks for total rushing yardage among all-time quarterbacks. Newton ranks third all-time in rush yards by a quarterback in NFL history.

Newton has more rushing yards than Michael Vick (3,954) through Vick's first seven seasons of his career. Newton needs 608 rushing yards to catch Randall Cunningham for second all-time.

RUSH YARDS BY A QB / NFL / ALL-TIME

Player	Yards	Years
Michael Vick	6,109	2001-06, 2009-15
Randall Cunningham	4,928	1985-01
Cam Newton	4,320	2011-pres
Steve Young	4,239	1985-99

THIRD IN FRANCHISE IN RUSHING YARDS

Cam Newton ranks third in franchise history in rushing yards, trailing DeAngelo Williams and Jonathan Stewart.

Newton is the only quarterback in NFL history to rank in the top three in a franchise in rushing yards. Randall Cunningham tallied 4,482 rushing yards with Philadelphia, meaning Newton needs 162 rush yards for the most by a quarterback with a single team.

CAROLINA PANTHERS ALL-TIME RUSHING LEADERS

Player	Yards
Jonathan Stewart, 2008-present	7,318
DeAngelo Williams, 2006-14	6,846
Cam Newton, 2011-present	4,320
DeShaun Foster, 2003-07	3,336

RUNNING AND RUNNING AND RUNNING

In 2017, Cam Newton rushed for 754 yards on 139 attempts for a rushing average of 5.42 per carry. He set new career highs in rushing yards and rush attempts.

It marked the second time in his career that he led the team in rushing after posting a team-best 741 rushing yards in 2012.

Newton had two rushes over 60 yards in 2017: a 69-yarder against Miami (11/13) and a 62-yarder against Minnesota (12/10). He is the only quarterback in NFL history with two runs over 60 yards in the same season.

Newton tallied six rushing touchdowns, becoming the only player with at least five rushing touchdowns in all seven seasons since 2011, and the first player since Adrian Peterson (2007-13) with a seven-year streak of five rushing touchdowns each season.

Newton led all quarterbacks in terms of rushing yardage (754), longest rush (69), rushing attempts (139), rushing first downs (46) and tied for first in rushing touchdowns (6).

RUSH YARDS BY A QB / NFL / 2017

Player	Yards	Avg.	Long	1stD	TDs
Cam Newton, Car.	754	5.42	69	46	6
Russell Wilson, Sea.	586	6.17	31	35	3
Tyrod Taylor, Buff.	427	5.08	32	26	4
DeShone Kizer, Cle.	419	5.44	20	27	5

**NEWTON IS PANTHERS ALL-TIME PASSER**

As he enters his eighth season, quarterback Cam Newton is the Panthers' all-time record holder in passing yards (25,074), passing touchdowns (158), pass attempts (3,420), pass completions (2,001), 300-yard passing games (16) and QB wins (62).

PANTHERS CAREER LEADERS, PASSING YARDS

Player	Yards	Att	Cmp	TD
Cam Newton, 2011-	25,074	3,420	2,001	158
Jake Delhomme, 2003-09	19,258	2,669	1,580	120
Steve Beuerlein, 1996-2000	12,690	1,723	1,041	86
Kerry Collins, 1995-98	8,306	1,340	694	47

NEWTON MOVES THE CHAINS

Quarterback Cam Newton has been successful moving the chains with his legs since entering the NFL in 2011, with 323 of his 828 rushes going for first downs. The 39.0 rushing first down percentage is the top mark in the NFL during that time (min. 400 attempts).

He led the NFL in rushing first down percentage in each of his first five seasons with a career-high mark of 43.7 percent in 2014.

In 2017, Newton ranked eighth in the NFL with a first-down rush percentage of 33.1 (min. 50 att).

NFL LEADERS / RUSHING 1ST DOWN PCT / 2011-17

Player	1st Pct.	1st	Att
Cam Newton, Car.	39.0	323	828
Russell Wilson, Sea.	32.5	188	578
Alex Smith, K.C.	28.0	112	400
Ezekiel Elliott, Dal.	25.9	146	564


NEWTON IN THE RED ZONE

Newton adds wrinkles to the Panthers running game at every point in the field, but he is especially effective in the red zone. Due to his size and running ability, Newton makes the Panthers offense difficult to defend in a short field.

Since 2011, Newton leads all players in rushing touchdowns in the red zone with 52.

RUSHING TOUCHDOWNS / RED ZONE / SINCE 2011

Player	Rushing TDs
Cam Newton, Car.	52
Marshawn Lynch, Oak.	49
DeMarco Murray, Ten.	44
LeSean McCoy, Buf.	40

**NEWTON RUSHES INTO THE END ZONE**

Cam Newton

Quarterback Cam Newton's 54 rushing touchdowns are the third-most among active players in the NFL since his rookie season in 2011.

Newton is the only player in the NFL with five or more rushing touchdowns in each of the last seven seasons (2011-17).

NFL LEADERS, RUSHING TOUCHDOWNS, 2011-17

Player	TDs
Marshawn Lynch, Oak.	58
LeSean McCoy, Buf.	55
Cam Newton, Car.	54
LeGarrette Blount, Phi.	45

Newton scored a team-leading 14 rushing touchdowns in 2011, the most-ever by a quarterback in NFL history, surpassing the previous mark of 12 by Steve Grogan in 1976. Newton's 54 career rushing touchdowns are the most by a quarterback since the NFL-AFL merger in 1970.

NFL QUARTERBACKS LEADERS SINCE 1970, RUSHING TD

Player	TDs
Cam Newton, 2011-present	54
Steve Young, 1985-99	43
Kordell Stewart, 1995-2005	38

Newton has the most rushing touchdowns in Panthers franchise history with 54. He also ranks third in franchise history in total touchdowns, trailing Jonathan Stewart by four touchdowns.

CAROLINA PANTHERS ALL-TIME RUSHING TOUCHDOWN LEADERS

Player	Rush TD
Cam Newton, 2011-present	54
Jonathan Stewart, 2008-17	51
DeAngelo Williams, 2006-14	46
Stephen Davis, 2003-05	20

MOST TOTAL TOUCHDOWNS / PANTHERS HISTORY

Team	Total TD	Rush TD	Rec TD	Ret TD
Steve Smith Sr., 2001-13	75	2	67	6
Jonathan Stewart, 2008-17	58	51	7	0
Cam Newton, 2011-pres	54	54	0	0
DeAngelo Williams, 2006-14	53	46	7	0
M. Muhammad, 1996-2009	50	0	50	0

**NEWTON'S GAME-WINNING DRIVES**

Quarterback Cam Newton has led 15 career game-winning drives (defined as a drive that puts the team ahead for good in the fourth quarter or overtime).

Newton's three game-winning drives in 2017 were the third-most in a season in his career and tied for seventh-most in the NFL in 2017.

CAM NEWTON, GAME-WINNING DRIVES**vs. Jacksonville (9/25/11)**

Directed the Panthers 55 yards on five plays in 2:24...Completed all three pass attempts for 47 yards and scrambled once for 7 yards, capped by a 16-yard touchdown pass to tight end Greg Olsen.

at Philadelphia (11/26/12)

Guided the Panthers 40 yards on seven plays in 3:36 to set up a 23-yard field goal by Graham Gano...Completed two-of-three passes for 31 yards and picked up 7 yards rushing on two carries.

at San Francisco (11/10/13)

Led the Panthers 9 yards on seven plays in 3:30 to set up a 53-yard field goal by Graham Gano.

vs. New England (11/18/13)

Directed the Panthers 83 yards on 13 plays in 5:33...Completed five-of-eight pass attempts for 57 yards and rushed once for 15 yards, capped by a 25-yard touchdown pass to wide receiver Ted Ginn, Jr.

at Miami (11/24/13)

Led the Panthers 80 yards on 12 plays in 3:30...Completed five-of-seven passes for 34 yards and rushed three times for 16 yards...Converted key fourth down attempt from Carolina's 20-yard line with pass to Steve Smith...Capped drive with 1-yard touchdown pass to tight end Greg Olsen.

vs. New Orleans (12/22/13)

Directed the Panthers 65 yards on five plays in 32 seconds...Completed three-of-five passes (including a spike) for 65 yards, including a 14-yard touchdown pass to wide receiver Domenik Hixon.

vs. Chicago (10/5/14)

After a fumble by Chicago, directed the Panthers 23 yards on six plays in 2:00...Completed two-of-three passes for 17 yards, including a 6-yard touchdown pass to tight end Greg Olsen.

vs. Cleveland (12/28/14)

Led the Panthers 66 yards on seven plays in 2:52...Completed three-of-four passes for 44 yards and rushed twice for 19 yards, capped by a 9-yard touchdown pass to running back Jonathan Stewart.

at Seattle (10/18/15)

Led the Panthers 80 yards on eight plays in 1:48...Completed six-of-seven passes (including a spike) for 89 yards, capped by a 26-yard touchdown pass to tight end Greg Olsen.

vs. Indianapolis (11/3/15)

Led the Panthers 5 yards on four plays in 1:40 to set up a 52-yard field goal by Graham Gano in overtime.

at New Orleans (12/6/15)

Led the Panthers 75 yards on 11 plays in 4:16...Completed 5-of-8 passes for 63 yards...Added three rushes for 7 yards...Capped the drive with a 15-yard touchdown pass to Jericho Cotchery.

at New York Giants (12/20/15)

Led the Panthers 49 yards on eight plays in 1:46 to set up a 43-yard field goal from Graham Gano as time expired...Completed 3-of-5 passes (including a spike) for 37 yards...Added two rushes for 12 yards.

at New England (10/1/17)

Led the Panthers 46 yards on 10 plays to set up a 48-yard field goal from Graham Gano as time expired to break a tie...Completed 1-of-3 passes for five yards, converting a third down...Rushed for 11 yards on three carries.

vs. Minnesota (12/10/17)

Led the Panthers 75 yards on five plays to set up a one-yard touchdown run from Jonathan Stewart to break a tie with 1:50 remaining...Keyed the drive with a 62-yard run to the Vikings eight-yard line.

vs. Tampa Bay (12/24/17)

Led the Panthers 59 yards on 10 plays, capped by a three-yard touchdown run by Newton...Completed 4-of-7 passes for 52 yards, while also running for five yards including the go-ahead touchdown with 39 seconds remaining.

**McCAFFREY RUNS****RUN
CMC**

Running back Christian McCaffrey finished his rookie season with 435 rushing yards on 117 carries. He averaged 3.7 yards on the ground with two rushing touchdowns.

McCaffrey set a franchise record for most scrimmage yards by a Panthers rookie. He accumulated 1,086 yards from scrimmage, 78 more yards than Kelvin Benjamin's 1,008 scrimmage yards in 2014.

Adding in his work on special teams and as a receiver, McCaffrey held his own in all-purpose yards in 2017. He finished fifth in the NFL in all-purpose yards among rookies with 1,306.

NFL LEADERS / ALL-PURPOSE YARDS / ROOKIES

Player	Yards
Alvin Kamara, N.O.	1,901
Kareem Hunt, K.C.	1,782
Tarik Cohen, Chi.	1,578
Leonard Fournette, Jac.	1,342
Christian McCaffrey, Car.	1,306

Among all-time Carolina Panthers rookies, McCaffrey finished third in all-purpose yards, finishing 131 yards behind DeAngelo Williams.

PANTHERS LEADERS / ALL-PURPOSE YARDS / ROOKIE SEASON

Player	Yards	Year
Steve Smith	1,994	2001
DeAngelo Williams	1,437	2006
Christian McCaffrey	1,306	2017
Jonathan Stewart	1,232	2008

**McCAFFREY CATCHES**

Christian McCaffrey finished as the franchise record-holder for most receptions (80), receiving yards (651) and receiving touchdowns (5) by a running back in a single season in 2017. He also set the franchise record for most receptions by a rookie, scrimmage yards by a rookie (1,086), yards after catch by a rookie (593) and first downs by a rookie (57).

His 101-yard receiving game against New Orleans (9/24/17) tied the single-game franchise mark for most receiving yards by a running back, while his 10 receptions against Philadelphia (10/12/17) were the most by a running back or rookie in franchise history.

McCaffrey finished second in receptions by a rookie running back and second in receiving yards by a rookie running back in the NFL in 2017. His 80 receptions rank fourth all-time by rookie running backs while he became the first rookie running back in NFL history with 80 receptions and five receiving touchdowns in a season.

RECEPTIONS / RUNNING BACKS / ROOKIES

Player	Receptions
Alvin Kamara, N.O.	81
Christian McCaffrey, Car.	80
Kareem Hunt, K.C.	53
Tarik Cohen, Chi.	53

RECEIVING YARDS / RUNNING BACKS / ROOKIES

Player	Yards
Alvin Kamara, N.O.	826
Christian McCaffrey, Car.	651
Kareem Hunt, K.C.	455
Tarik Cohen, Chi.	353

McCaffrey finished third in receiving yards by rookie Panthers, regardless of position.

RECEIVING YARDS / CAROLINA, SINGLE SEASON / ROOKIES

Player	Year	Receiving Yards
Kelvin Benjamin	2014	1008
Keary Colbert	2004	754
Christian McCaffrey	2017	651

**OLSEN AMONG ALL-TIME TE LEADERS**

With 635 receptions, 7,519 receiving yards and 53 touchdown receptions in his career, tight end Greg Olsen ranks in the top 10 all-time among NFL tight ends in receptions and receiving yards and is tied for 10th in receiving touchdowns.

Olsen ranks seventh all-time among tight ends in receiving yards and sixth all-time among tight ends in receptions.

ALL-TIME NFL RECEIVING YARDS LEADERS, TIGHT ENDS

Player	Rec.	Yds	TD
Tony Gonzalez, 1997-2013	1,325	15,127	111
Jason Witten, 2003-17	1,152	12,448	68
Antonio Gates, 2003-	927	11,508	114
Shannon Sharpe, 1990-2003	815	10,060	62
Ozzie Newsome, 1978-90	662	7,980	47
Jackie Smith, 1963-78	480	7,918	40
Greg Olsen, 2007-present	639	7,556	53

Olsen is tied for 10th among NFL tight ends with 53 career touchdowns. Former Panther Wesley Walls ranks ninth with 54 career touchdowns.

Depending on the status of Antonio Gates entering the season, Olsen could become the NFL's leader in receiving yards by an active tight end.

NFL RECEIVING YARDS LEADERS, ACTIVE TIGHT ENDS

Player	Rec.	Yds	TD
Antonio Gates,*	927	11,508	114
Greg Olsen, Car.	639	7,556	53
Rob Gronkowski, N.E.	474	7,179	76
Vernon Davis, Wash.	548	7,072	60
Jimmy Graham, G.B.	556	6,800	69

*-free agent

OLSEN CLIMBING PANTHERS RANKS

Greg Olsen joined the Panthers in 2011 after a trade with the Chicago Bears in exchange for a third-round draft choice. Since then, Olsen has totaled 441 receptions for 5,538 yards and 33 touchdowns, putting him among the team's all-time leaders.

Olsen is the Panthers all-time receiving yards leader among tight ends and the Panthers all-time receptions leader among tight ends. He holds the team's tight end record with nine 100-yard receiving games. He is second among Panthers tight ends in career touchdowns (33) behind Wesley Walls (44).

PANTHERS CAREER REC. YARDS LEADERS

Player	Yds	Rec	TD	Seasons
Steve Smith, WR	12,197	836	67	2001-13
M. Muhammad, WR	9,255	696	50	1996-2009
Greg Olsen, TE	5,575	445	33	2011-
Wesley Walls, TE	3,902	324	44	1996-2002
Mark Carrier, WR	2,547	176	13	1995-98



Olsen ranks third all-time in franchise history with 12 100-yard receiving games in a Panthers uniform, including the playoffs. Since he joined the Panthers in 2011, his 12 100-yard games tie for third among all NFL tight ends.

PANTHERS CAREER 100-YARD RECEIVING GAMES

Player	Games	Single-Game High
Steve Smith, WR	46	218
M. Muhammad, WR	29	192
Greg Olsen, TE	12	181

**KUECHLY LEADS ALL TACKLERS**

Since entering the NFL in 2012, press box crews have credited linebacker Luke Kuechly with 818 tackles, the most in the NFL.

NFL TACKLE LEADERS, 2012-17 (Press Box Stats)

Player	Tot	Sol	Ast
Luke Kuechly, Car.	818	516	302
Bobby Wagner, Sea.	776	465	303
Lavonte David, T.B.	764	547	217
Paul Posluszny, Jac.	696	517	179

He led the NFL in tackles in 2012 and 2014. In 2012, he became the first rookie since San Francisco's Patrick Willis in 2007 to lead the NFL in tackles.

Kuechly has the most tackles (press box) in NFL history over any player's first six seasons in the league.

After film review, Panthers' coaches have credited Kuechly with 930 career tackles, the third-most in team history.

In 2017, Kuechly had a team-high 134 tackles despite missing one game. He is the only player in franchise history with more than 100 tackles in each of his first six seasons as a Panther.

Kuechly has racked up his tackle totals by owning three of the top five single-season tackle totals in team history, including a team-record 205 stops as a rookie in 2012. Kuechly has led the team in tackles in five of his first six seasons (2012-17).

PANTHERS SINGLE-SEASON LEADERS, TACKLES (Coaches Film Review)

Player	Tackles	Seasons
Luke Kuechly	205	2012
Luke Kuechly	176	2013
James Anderson	174	2011
Jon Beason	169	2009
Luke Kuechly	166	2014

**KUECHLY LEADS LBs IN INTS**

In 2017, Luke Kuechly grabbed three interceptions leading all Panthers and tying for first in the NFL in picks among linebackers.

Kuechly added two opponent fumble recoveries for five total takeaways, tying for the most among linebackers in the NFL in 2017.

Since entering the league in 2012, Luke Kuechly has tallied 15 interceptions, the most among NFL linebackers during that time.

Teammate Thomas Davis ranks behind only Kuechly during that time with 10.

NFL LEADERS, LINEBACKERS, INTERCEPTIONS, 2012-17

Team	INTs
Luke Kuechly, Car.	15
Thomas Davis, Car.	10
Lavonte David, T.B.	10
Paul Posluszny, Jac.	9
Karlos Dansby, Ari.	9
Craig Robertson, N.O.	9



Since 2012, Kuechly also leads NFL linebackers in total takeaways (22), tallying 15 interceptions and seven opponent fumble recoveries. That number ties for seventh among all players over that span and ties for fourth all-time in franchise history.

Davis ranks fourth with 16 total takeaways (10 interceptions, six opponent fumble recoveries).

NFL LEADERS, LINEBACKERS, TOTAL TAKEAWAYS, 2012-17

Team	INTs
Luke Kuechly, Car.	22
Lavonte David, T.B.	21
Craig Robertson, N.O.	18
Thomas Davis, Car.	16
C.J. Mosley, Balt.	14
Bobby Wagner, Sea.	14

**DAVIS IS PANTHERS ALL-TIME TACKLES LEADER**


Thomas Davis finished with 88 tackles (coaches film) in 2017, ranking second on the team.

In 2016, Davis led the Panthers with 132 tackles (coaches film), ranking first on the team for the first time in his career.

Davis is the Panthers all-time leading tackler with 1,174 tackles (coaches film), averaging 123.5 tackles over his previous six seasons.

PANTHERS CAREER LEADERS, TACKLES (coaches film)

Player	Tackles	Seasons
Thomas Davis	1,174	2005-pres
Mike Minter	953	1997-2006
Luke Kuechly	930	2012-pres
Jon Beason	701	2007-13



Davis enters his 14th season with 164 career games played, ranking fourth in franchise history and first among linebackers.

He has 998 career tackles according to press box stats. That number ranks third among all active players.

NFL ACTIVE CAREER LEADERS, TACKLES (press box stats)

Player	Tackles	GP
Derrick Johnson, K.C.	1,146	182
Antoine Bethea, Ariz.	1,101	177
Thomas Davis, Car.	998	164
Eric Weddle, Balt.	965	169

PEPPERS MAKES HISTORY

Julius Peppers currently ranks fourth all-time in NFL history with 154.5 career sacks. He is Carolina's all-time leader in sacks with 92.0 of his career sacks coming as a Panther.


Peppers has at least seven sacks in 15 of his 16 NFL seasons. In 2017, he tied for the team lead with 11 sacks.

He has the most sacks of any active NFL player, and he is the only player in NFL history with 150 sacks and 10 or more interceptions.

Three of the top four sack artists in NFL history played for the Panthers at some point.

NFL CAREER SACK LEADERS

Player	Sacks	Seasons
Bruce Smith	200.0	1985-2003
Reggie White	198.0	1985-2000
Kevin Greene	160.0	1986-99
Julius Peppers	154.5	2002-present



Three of the top four sack artists in NFL history played for the Panthers at one point in their career.

KNOCK IT LOOSE

Julius Peppers is Carolina's all-time leader in forced fumbles (31), and had two in 2017. In his career, he has 49 forced fumbles, good for second in the NFL since 2000.

PANTHERS CAREER LEADERS, FORCED FUMBLES

Player	FF	Seasons
Julius Peppers	31	2002-09; 2017-pres.
Charles Johnson	20	2007-17
Thomas Davis	16	2005-pres.
Mike Minter	16	1997-2006
Mike Rucker	14	1999-2007

Peppers ranks second in franchise history with nine fumble recoveries. His 20 career fumble recoveries rank second in the NFL since 2000.

PANTHERS CAREER LEADERS, FUMBLE RECOVERIES

Player	FR	Seasons
Mike Minter	11	1997-2006
Julius Peppers	9	2002-09; 2017-pres.
Thomas Davis	9	2005-pres.



SUPER CONSISTENT SUPER MARIO

Defensive end Mario Addison set new career bests in 2017, finishing tied for the team lead in sacks with 11, tying for 11th overall in the NFL.



Addison has recorded 19.0 sacks over his last 23 games, dating back to a 2016 game at the Los Angeles Rams (11/6/16). He is tied for third in the NFL in sacks over that span.

NFL SACK LEADERS / SINCE NOV. 6, 2016

Player	Sacks
Chandler Jones, Ariz.	23.0
Calais Campbell, Jac.	20.5
Mario Addison, Car.	19.0
Joey Bosa, LA-C	19.0
Cameron Wake, Mia.	19.0

Addison began his career as an undrafted free agent out of Troy, signing with the Chicago Bears in 2011. He spent time with the Bears, Colts and Redskins before landing on the Panthers in 2012.

He has 36.5 career sacks which ranks third in the NFL among active players that were undrafted free agents.

NFL SACK LEADERS / ACTIVE / UNDRAFTED

Player	Career Sacks
Cameron Wake, Mia.	92.0
Michael Bennett, Phi.	54.0
Mario Addison, Car.	36.5

WELCOME POE

The Panthers signed defensive tackle Dontari Poe this offseason and he will be a welcome addition. Since 2012 when Poe was drafted by Kansas City, he ranks sixth in the NFL in tackles (230) and pass deflections (14) by a defensive tackle.

TACKLES (press box) BY NFL DEFENSIVE TACKLES / 2012-18

Player	Tackles
Linval Joseph, Min.	366
Ndamukong Suh, LA-R	317
Jurrell Casey, Tenn.	308
Marcell Dareus, Jax.	277
Kyle Williams, Buf.	261
Dontari Poe, Car.	230
Gerald McCoy, T.B.	230

SHORT STANDS TALL AMONG SACK LEADERS

Defensive tackle Kawann Short led all Panthers defensive linemen with 53 tackles in 2017, accumulating 7.5 sacks. He also registered 29 QB pressures, second on the team, and had two forced fumbles and one fumble recovery.

Short tied for second in the NFL in forced fumbles among defensive tackles in 2017, and he was third among defensive tackles in sacks.



Since the start of 2015, Short has 24.5 sacks, third in the NFL by a defensive tackle over the past three seasons.

NFL DEFENSIVE TACKLE SACK LEADERS / 2015-17

Team	Sacks
Aaron Donald, L.A.-R	30.0
Geno Atkins, Cin.	29.0
Kawann Short, Car.	24.5
Gerald McCoy, T.B.	21.5

WES IS MORE

Defensive end Wes Horton led the Panthers with three forced fumbles in 2017, ranking fifth among defensive ends in the NFL.

Dating back to Week 15 of the 2016 season, Horton has made five forced fumbles, tying for second among all players in the NFL over that span.

FORCED FUMBLES / NFL / SINCE DEC. 19, 2016

Player	Forced Fumbles
Yannick Ngakoue, Jac.	6
Wes Horton, Car.	5
Aaron Donald, LA-R	5
Bruce Irvin, Oak.	5
Lavonte David, T.B.	5

**DON'T TAKE MIKE AWAY**

Safety Mike Adams joined the Panthers as a free agent before the 2017 season and had two interceptions last year to go with two fumble recoveries, one forced fumble and 75 total tackles.

Adams has 14 interceptions over the last four seasons, tied for fifth-most in the NFL in that span, despite entering his 15th season in 2018.

NFL INDIVIDUAL LEADERS, INTERCEPTIONS, 2014-2017

Player	Interceptions
Marcus Peters, K.C.	19
Reggie Nelson, Oak.	18
Brent Grimes, T.B.	16
Glover Quin, Det.	16
Mike Adams, Car.	14
3 others	14

Adams has had a prolific career in recording takeaways, both by interception and fumble recovery. He recorded 21 total takeaways over the last three seasons, good for third in the NFL in that span.

Over his career, Adams has tallied 43 takeaways (27 interceptions, 16 fumble recoveries). That mark ranks second among all active defensive players behind Minnesota's Terence Newman.

NFL LEADERS, TOTAL TAKEAWAYS, ALL-TIME, ACTIVE PLAYERS

Player	INTs	FRs	Total Takeaways
Terence Newman, Min.	42	7	49
Mike Adams, Car.	27	16	43
Reggie Nelson, Oak.	36	7	43
Tramon Williams, G.B.	32	8	40

Adams and teammate Julius Peppers (20) rank first and second in career fumble recoveries among active players.

**BRADBERRY THE VET AT CORNER**

Cornerback James Bradberry had a strong sophomore campaign in 2017 as the Panthers top corner. He recorded two interceptions with 10 pass deflections, two forced fumbles and a sack.

He was rated third in the NFL by Pro Football Focus for opponent catch rate (25.0%) against him in the red zone.

In 2017, Bradberry had 85 tackles according to press box statistics, ranking first in the NFL among cornerbacks.

TACKLES (press box) / CORNERBACKS / NFL / 2017

Name	Tackles
James Bradberry, Car.	85
T.J. Carrie, Oak.	84
Darqueze Dennard, Cin.	83





GANO MOVES UP PANTHERS SCORING LIST

Kicker Graham Gano had 121 points in 2017, his fifth consecutive season with at least 100 points scored. He converted 29-of-30 field goal attempts with his only miss coming from 55 yards.

Gano has 670 points in his Panthers career (2012-present), the second-most in franchise history. John Kasay (1,482 from 1995-2010) is the franchise's all-time leader.

CAROLINA PANTHERS CAREER LEADERS, POINTS SCORED

Player	Points	Seasons
John Kasay, K	1,482	1995-2010
Graham Gano, K	670	2012-17
Steve Smith, WR	454	2001-13
DeAngelo Williams, RB	322	2006-14
Jonathan Stewart, RB	312	2008-17

Since 2012, Gano's 670 points rank eighth in the NFL.



TEAM RECORD IN FG PERCENTAGE

Earning his first trip to the Pro Bowl in 2017, Graham Gano led the NFL in field goal accuracy (min. 10 attempts), hitting on 29-of-30 tries for 96.7 percent. His only miss came from 55 yards away.

Gano set the Panthers single-season record for field goal percentage. The previous record was 92.9 (26-of-28) set by Joe Nedney in 2000.

FG PERCENTAGE LEADERS / NFL (min. 10 attempts)

Player	FG-FGA	Pct.
Graham Gano, Car.	29-30	96.7
Robbie Gould, S.F.	39-41	95.1
Greg Zuerlein, LA-R	38-40	95.0
Josh Lambo, Jac.	19-20	95.0

GANO SETS FRANCHISE TOUCHBACK RECORD

In addition to his field goal abilities, kicker Graham Gano has been important in the field position game. Since the start of 2013, Gano is tied for first in the NFL with a 76.3 touchback percentage (min. 100 kickoffs).

TOUCHBACK PERCENTAGE / NFL / 2013-17

Player	TB%	KO	TB
Graham Gano, Car.	76.3	430	326
Jason Myers, Jac.	76.2	195	141
Bradley Pinion, S.F.	73.1	167	122

Gano started the 2017 season with 15 consecutive kickoffs resulting in touchbacks, the longest such streak in the NFL since the merger in 1970. 70 of Gano's 83 kickoffs this season resulted in touchbacks. The 84.8 percent mark led the league and broke his own franchise record of 79.7, set in 2013.

TOUCHBACK PERCENTAGE / NFL / 2017

Player	TB%	KO	TB
Graham Gano, Car.	84.8	83	70
Bradley Pinion, S.F.	81.0	79	64
Harrison Butker, K.C.	78.2	78	61

Gano's percentage ranked third in the NFL for a single season dating back to 2000. Pat McAfee sported a mark 90.5 (67-77) in 2015.

Gano also broke his own franchise record of 69 touchbacks, set in 2015, with his 70 touchbacks this season.

PALARDY SETS PUNTING RECORD

Punter Michael Palardy finished the 2017 season with a franchise record for net punting average at 42.4, a mark that ranked sixth in the league.

Palardy uncorked a career-long 63-yard punt at the New York Jets (11/27/17).

Over weeks 8-12, he led the NFL in net average and was fifth in punts inside the 20.





CAROLINA ON MY MIND

The Carolina Panthers active roster and coaching staff has a distinctive local feel. Three coaches and nine players either hail from North Carolina or South Carolina or played collegiately in the Carolinas. The University of North Carolina has the most players (5) on the current roster.

Coaches with ties to the Carolinas (3)

Coach	Position
Jerricho Cotchery	Assistant Wide Receivers
Joe Kenn	Strength and Conditioning
Travelle Wharton	Assistant Offensive Line

Hometown/College

North Carolina State
Wake Forest
Fountain Inn, S.C. / South Carolina



Players with ties to the Carolinas (10)

Player	Position	Hometown/College
Kiante Anderson	Defensive End	Greenville, N.C. / East Carolina
Damiere Byrd	Wide Receiver	South Carolina
Austin Duke	Wide Receiver	Charlotte, N.C. / UNC Charlotte
Taylor Hearn	Guard	Williston, S.C. / Clemson
Elijah Hood	Running Back	Charlotte, N.C. / North Carolina
Bug Howard	Wide Receiver	North Carolina
Captain Munnerlyn	Cornerback	South Carolina
Julius Peppers	Defensive End	Bailey, N.C. / North Carolina
Da'Norris Searcy	Safety	North Carolina
Andre Smith	Linebacker	North Carolina

ROSTER RUNDOWN

Here's a look at Carolina's roster in the 2018 preseason.

Rookies and first-year players	34
Players with three years or less NFL experience	57
Players age 30 or older	12
Players drafted by Carolina	27
Average age	29.0

Other roster notables

Original Draftees	30-Armah, Artis-Payne, Bradberry, Butler, Carter Jr., Davis, Elder, Funchess, Gaulden, Hall, Haynes, Jackson, R. Kalil, Kuechly, Mayo, McCaffrey, Moore, Moton, Munnerlyn, Newton, Norton, Peppers, Samuel, Short, Silatolu, Smith, Thomas, Thompson, Turner, Williams
Oldest Player on roster	Julius Peppers - 38 years old (1/18/80)
Youngest Player on roster	Kendrick Norton - 21 years old (6/7/97)
Most experience	17 seasons, Julius Peppers
Tallest player(s) on roster	Two players: Matt Kalil, Julius Peppers - 6'7"
Shortest player(s) on roster	Captain Munnerlyn - 5'9"
The college that is represented the most:	North Carolina - 5 players
Players not from FBS schools	11-Mike Adams (Delaware), Alex Armah (West Georgia), Rasheed Bailey (Delaware Valley), James Bradberry (Samford), Jamaal Jones (Montana), Chris Manhertz (Canisius), Zach Moore (Concordia-St. Paul), Karter Schult (Northern Iowa), Amini Silatolu (Midwestern State), Greg Van Roten (Penn), Jason Vander Laan (Ferris State)



CAROLINA PANTHERS 2018 TRANSACTIONS



2-Jan	CB	Lorenzo Doss	Reserve/Future signing				(foot)
8-Jan	DE	Efe Obada	Reserve/Future signing	25-Jul	DE	Bryan Cox Jr.	Placed on physically unable to perform list
8-Jan	WR	Jamaal Jones	Reserve/Future signing				(ankle)
8-Jan	G	Dorian Johnson	Reserve/Future signing	25-Jul	WR	Fred Ross	Placed on physically unable to perform list
8-Jan	WR	Austin Duke	Reserve/Future signing				(hip)
8-Jan	LB	Richie Brown	Reserve/Future signing	1-Aug	DE	Bryan Cox Jr.	Passed physical
8-Jan	TE	Evan Baylis	Reserve/Future signing	1-Aug	WR	Curtis Samuel	Passed physical
8-Jan	WR	Rasheed Bailey	Reserve/Future signing	1-Aug	CB	Ross Cockrell	Placed on injured reserve (leg)
8-Jan	S	Damian Parms	Reserve/Future signing	1-Aug	T	Adam Bisnowaty	Claimed off waivers (DET)
8-Jan	TE	Kent Taylor	Reserve/Future signing	5-Aug	DE	Julius Peppers	Passed physical
8-Jan	S	Dezmen Southward	Reserve/Future signing	7-Aug	WR	Fred Ross	Passed physical
8-Jan	CB	Zack Sanchez	Reserve/Future signing	7-Aug	DT	Ashaad Mabry	Waived
29-Jan	G	Greg Van Roten	Extension signing	7-Aug	DE	Sterling Bailey	Free agent signing
26-Feb	TE	John Theus	Waived	12-Aug	DB	Alex Carter	Free agent signing
26-Feb	S	Kurt Coleman	Released	12-Aug	S	Damian Parms	Injured reserve
26-Feb	DE	Charles Johnson	Released	15-Aug	DE	Karter Schult	Waived
28-Feb	RB	Jonathan Stewart	Released	15-Aug	DE	Kiante Anderson	Free agent signing
6-Mar	K	Graham Gano	Extension signing	19-Aug	TE	Jason Reese	Free Agent signing
7-Mar	CB	Teddy Williams	Released	19-Aug	WR	Fred Ross	Waived with injury designation
9-Mar	DT	Drew Iddings	Extension signing	20-Aug	WR	Fred Ross	Cleared waivers and placed on injured reserve
14-Mar	DE	Julius Peppers	Extension signing	21-Aug	G	Kyle Bosch	Waived
14-Mar	CB	Daryl Worley	Traded to Philadelphia in exchange for WR Torrey Smith				
14-Mar	WR	Torrey Smith	Acquired in a trade with Philadelphia in exchange for CB Daryl Worley				
16-Mar	DT	Dontari Poe	Unrestricted free agent signing (Atlanta)				
16-Mar	TE	Zach Banner	Claimed off waivers (Cleveland)				
20-Mar	WR	Jarius Wright	Free agent signing				
23-Mar	T	Jeremiah Sirles	Free agent signing				
23-Mar	CB	Ross Cockrell	Unrestricted free agent signing (New York Giants)				
23-Mar	S	Da'Norris Searcy	Free agent signing				
26-Mar	T	Amini Silatolu	Free agent signing				
26-Mar	CB	LaDarius Gunter	Free agent signing				
16-Apr	QB	Taylor Heinicke	Claimed off waivers (Houston)				
26-Apr	TE	Greg Olsen	Extension signing				
26-Apr	WR	DJ Moore	Drafted (1)				
27-Apr	CB	Donte Jackson	Drafted (2)				
27-Apr	S	Rashaan Golden	Drafted (3)				
28-Apr	TE	Ian Thomas	Drafted (4a)				
28-Apr	DE	Michael Haynes	Drafted (4b)				
28-Apr	LB	Jermaine Carter Jr.	Drafted (5)				
28-Apr	LB	Andre Smith	Drafted (7a)				
28-Apr	DT	Kendrick Norton	Drafted (7b)				
1-May	TE	Kent Taylor	Waived				
1-May	T	Korren Kirven	Free agent signing				
7-May	RB	CJ Anderson	Free agent signing				
8-May	RB	Elijah Hood	Claimed off waivers (OAK)				
10-May	RB	Fozzy Whittaker	Placed on injured reserve (knee)				
11-May	RB	Kenjon Barner	Free agent signing				
11-May	DT	Tracy Sprinkle	Free agent signing				
11-May	LB	Chris Frey	Free agent signing				
11-May	RB	Reggie Bonnafon	Free agent signing				
11-May	QB	Kyle Allen	Free agent signing				
11-May	G	Brendan Mahon	Free agent signing				
11-May	G	Taylor Hearn	Free agent signing				
11-May	G	Kyle Bosch	Free agent signing				
14-May	WR	Russell Shepard	Released				
14-May	CB	Zack Sanchez	Waived with injury settlement				
14-May	DE	Karter Schult	Free agent signing				
14-May	CB	Kyle Friend	Free agent signing				
14-May	G	Quinterrius Eatmon	Free agent signing				
14-May	WR	Bug Howard	Free agent signing				
21-May	T	Korren Kirven	Waived				
21-May	TE	Jason Vander Laan	Free agent signing				
21-May	DT	Ashaad Mabry	Free agent signing				
31-May	T	Zach Banner	Waived				
4-Jun	G	Norman Price	Free agent signing				
25-Jul	DT	Drew Iddings	Waived				
25-Jul	TE	Cam Serigne	Free agent signing				
25-Jul	WR	Curtis Samuel	Placed on non-football injury list (ankle)				
25-Jul	DE	Julius Peppers	Placed on physically unable to perform list (shoulder)				
25-Jul	TE	Chris Manhertz	Placed on physically unable to perform list				



CAROLINA PANTHERS 2018 UNOFFICIAL DEPTH CHART

OFFENSE				
WR	17 Devin Funchess	13 Jarius Wright	18 Damiere Byrd	15 Jamaal Jones 12 Rasheed Bailey 87 Bug Howard
LT	75 Matt Kalil	76 Blaine Clausell	79 Quinterrius Eatmon	
LG	65 Amini Silatolu	71 Jeremiah Sirles	<u>63 Brendan Mahon</u>	64 Dorian Johnson
C	67 Ryan Kalil	69 Tyler Larsen	73 Greg Van Roten	74 Kyle Friend
RG	70 Trai Turner	71 Jeremiah Sirles	<u>62 Taylor Hearn</u>	
RT	60 Daryl Williams	72 Taylor Moton	71 Jeremiah Sirles	66 Norman Price 78 Adam Bisnowaty 84 Jason Vander Laan 85 Evan Baylis <u>86 Cam Serigne</u> <u>48 Jason Reese</u>
TE	88 Greg Olsen	82 Chris Manhertz	<u>80 Ian Thomas</u>	14 Mose Frazier 8 Austin Duke <u>7 Kyle Allen</u>
WR	11 Torrey Smith	12 DJ Moore	10 Curtis Samuel	
QB	1 Cam Newton	4 Garrett Gilbert	6 Taylor Heinicke	
FB	40 Alex Armah			
RB	22 Christian McCaffrey	20 CJ Anderson	34 Cameron Artis-Payne	38 Kenjon Barner 30 Elijah Hood <u>39 Reggie Bonnafon</u>
DEFENSE				
DE	97 Mario Addison	<u>98 Marquis Haynes</u>	94 Daeshon Hall	71 Efe Obada <u>76 Kiante Anderson</u>
DT	99 Kawann Short	93 Kyle Love	<u>68 Tracy Sprinkle</u>	
DT	95 Dontari Poe	92 Vernon Butler	<u>74 Kendrick Norton</u>	
DE	90 Julius Peppers	96 Wes Horton	91 Bryan Cox Jr.	77 Zach Moore 79 Sterling Bailey
SLB	54 Shaq Thompson	<u>56 Jermaine Carter Jr.</u>	<u>57 Andre Smith</u>	
MLB	59 Luke Kuechly	55 David Mayo	52 Jared Norris	
WLB	58 Thomas Davis	53 Ben Jacobs	49 Richie Brown	50 Chris Frey
LCB	24 James Bradberry	41 Captain Munnerlyn	23 LaDarius Gunter	32 Cole Luke
RCB	27 Kevon Seymour	<u>26 Donte Jackson</u>	31 Lorenzo Doss	35 Corn Elder
SS	21 Da'Norris Searcy	42 Colin Jones	36 Demetrious Cox	33 Alex Carter
FS	29 Mike Adams	<u>28 Rashaan Gauden</u>	37 Dezmen Southward	
SPECIAL TEAMS				
PK	9 Graham Gano			
P	5 Michael Palardy			
KO	9 Graham Gano			
H	5 Michael Palardy			
PR	18 Damiere Byrd	22 Christian McCaffrey	<u>12 DJ Moore</u>	<u>26 Donte Jackson</u> 38 Kenjon Barner 10 Curtis Samuel 38 Kenjon Barner
KOR	18 Damiere Byrd	22 Christian McCaffrey	<u>12 DJ Moore</u>	
LS	44 J.J. Jansen			

ROOKIES Underlined

PANTHERS COACHING STAFF

Ron Rivera (head coach); Norv Turner (offensive coordinator); Eric Washington (defensive coordinator); Chase Blackburn (special teams coordinator); Jericho Cotchery (assistant wide receivers); Heath Farwell (assistant special teams); Pete Hoener (tight ends); Brady Hoke (defensive line); Jeff Imamura (assistant secondary/cornerbacks); Joe Kenn (strength and conditioning); John Matsko (running game coordinator); Sam Mills III (assistant defensive line); Vincent Rivera (defensive quality control); Richard Rodgers (secondary); Steve Russ (linebackers); Jim Skipper (running backs); Lance Taylor (wide receivers); Drew Terrell (offensive quality control); Scott Turner (quarterbacks); Travelle Wharton (assistant offensive line).

PANTHERS PRONUNCIATION

DAMIERE Byrd	duh-MEER	EFE OBADA	EF-ay OH-bahdah
Blaine CLAUSELL	claw-ZELL	Cam SERIGNE	SAIR-in-ay
Chris FREY	FRY	KEVON Seymour	KEY-von
Devin FUNCHESS	FUN-chess	KAWANN Short	KAY-won
Graham GANO	guh-KNOW	Amini SILATOLU	sill-uh-TOE-lou
Rashaan GAULDEN	GAWL-den	Jeremiah SIRLES	SIRL-ss
LADARIUS Gunter	luh-DAIR-ee-us	TRAI Turner	Trey
Luke KUECHLY	KEEK-lee	Greg Van ROTEN	ROAT-en
Brendan MAHON	MANN	JARIUS Wright	JAIR-ee-iss



CAROLINA PANTHERS ALPHABETICAL ROSTER



No	Name	Pos	Ht	Wt	DOB	Age	Exp	College	Hometown	How Acq	GP/GS/DNP/IA
29	Adams, Mike	S	5-11	205	03/24/81	37	15	Delaware	Wayne, N.J.	UFA '17 (IND)	0/0/0/0
97	Addison, Mario	DE	6-3	260	09/06/87	30	8	Troy	Tarrant, Ala.	FA '12	0/0/0/0
7	Allen, Kyle	QB	6-3	210	03/08/96	22	R	Houston	Scottsdale, Ariz.	FA '18	0/0/0/0
20	Anderson, CJ	RB	5-8	225	02/10/91	27	6	California	Vallejo, Calif.	FA '18	0/0/0/0
76-D	Anderson, Kiante	DE	6-4	255	05/27/95	23	R	East Carolina	Greenville, N.C.	FA '18	0/0/0/0
40	Armah, Alex	FB	6-2	255	05/17/94	24	2	West Georgia	Lawrenceville, Ga.	D6 '17	0/0/0/0
34	Artis-Payne, Cameron	RB	5-10	215	06/23/90	28	4	Auburn	Harrisburg, Pa.	D5b '15	0/0/0/0
16	Bailey, Rasheed	WR	6-1	210	7/29/93	25	1	Delaware Valley	Philadelphia, Pa.	FA '17	0/0/0/0
79-D	Bailey, Sterling	DE	6-3	296	09/13/92	25	1	Georgia	Gainesville, Ga.	FA '18	0/0/0/0
38	Barner, Kenjon	RB	5-9	195	04/28/89	29	5	Oregon	Riverside, Calif.	FA '18	0/0/0/0
85	Baylis, Evan	TE	6-6	245	11/18/93	24	1	Oregon	Centennial, Colo.	FA '17	0/0/0/0
78	Bisnowaty, Adam	T	6-6	307	12/14/93	24	1	Pittsburgh	Pittsburgh, Pa.	WV '18 (DET)	0/0/0/0
39	Bonnaon, Reggie	RB	6-0	215	01/04/96	22	R	Louisville	Louisville, Ky.	FA '18	0/0/0/0
24	Bradberry, James	CB	6-1	212	08/04/93	25	3	Samford	Pleasant Grove, Ala.	D2 '16	0/0/0/0
49	Brown, Richie	LB	6-1	235	4/15/94	24	1	Mississippi State	Long Beach, Miss.	FA '17	0/0/0/0
92	Butler, Vernon	DT	6-4	330	06/14/94	24	3	Louisiana Tech	Summit, Miss.	D1 '16	0/0/0/0
18	Byrd, Damiere	WR	5-9	180	01/27/93	25	3	South Carolina	Sicklerville, N.J.	FA '15	0/0/0/0
33	Carter, Alex	DB	6-0	200	10/19/94	23	1	Stanford	Ashburn, Va.	FA '18	0/0/0/0
56	Carter Jr, Jermaine	LB	6-1	225	01/14/95	23	R	Maryland	Rockville, Md.	D5 '18	0/0/0/0
76-O	Claussell, Blaine	T	6-6	320	01/31/92	26	1	Mississippi State	Mobile, Ala.	FA '16	0/0/0/0
91	Cox Jr., Bryan	DE	6-3	270	06/25/94	24	2	Florida	Ft. Lauderdale, Fla.	FA '17	0/0/0/0
36	Cox, Demetrious	S	6-0	200	04/20/94	24	2	Michigan State	Jeannette, Pa.	WV '17 (CIN)	0/0/0/0
58	Davis, Thomas	LB	6-1	235	03/22/83	35	14	Georgia	Shellman, Ga.	D1 '05	0/0/0/0
31	Doss, Lorenzo	CB	5-11	185	04/22/94	24	4	Tulane	New Orleans, La.	FA '18	0/0/0/0
8	Duke, Austin	WR	5-9	170	08/03/93	25	1	Charlotte	Charlotte, N.C.	FA '17	0/0/0/0
79-O	Eatmon, Quinterrius	G	6-6	315	12/04/91	26	1	USF	Pritchard, Ala.	FA '18	0/0/0/0
35	Elder, Corn	CB	5-10	185	10/09/94	23	2	Miami	Nashville, Tenn.	D5 '17	0/0/0/0
14	Frazier, Mose	WR	5-11	190	08/30/93	24	1	Memphis	Memphis, Tenn.	FA '17	0/0/0/0
50	Frey, Chris	LB	6-0	225	06/23/95	23	R	Michigan State	Upper Arlington, Ohio	FA '18	0/0/0/0
74-O	Friend, Kyle	C	6-0	295	04/03/94	24	1	Temple	Carlisle, Pa.	FA '18	0/0/0/0
17	Funchess, Devin	WR	6-4	225	05/21/94	24	4	Michigan	Farmington, Mich.	D2 '15	0/0/0/0
9	Gano, Graham	K	6-2	202	04/09/87	31	9	Florida State	Cantonment, Fla.	FA '12	0/0/0/0
28	Gaulden, Rashaan	S	6-1	200	01/23/95	23	R	Tennessee	Spring Hill, Tenn.	D3 '18	0/0/0/0
4	Gilbert, Garrett	QB	6-4	230	07/01/91	27	2	Southern Methodist	Austin, Texas	FA '17	0/0/0/0
23	Gunter, LaDarius	CB	6-2	200	05/13/92	26	4	Miami (Fla.)	Montgomery, Ala.	WV '17 (GB)	0/0/0/0
94	Hall, Daeshon	DE	6-5	265	06/14/95	23	2	Texas A&M	Lancaster, Texas	D3 '17	0/0/0/0
98	Haynes, Marquis	DE	6-2	235	12/16/93	24	R	Mississippi	Jacksonville, Fla.	D4b '18	0/0/0/0
62	Hearn, Taylor	G	6-4	315	01/11/96	22	R	Clemson	Willston, S.C.	FA '18	0/0/0/0
6	Heinicke, Taylor	QB	6-1	210	03/15/93	25	3	Old Dominion	Lawrenceville, Ga.	FA '18	0/0/0/0
30	Hood, Elijah	RB	5-11	230	04/22/96	22	1	North Carolina	Charlotte, N.C.	WV '18 (OAK)	0/0/0/0
96	Horton, Wes	DE	6-5	265	12/17/89	28	6	Southern California	Sherman Oaks, Calif.	FA '16	0/0/0/0
87	Howard, Bug	WR	6-4	220	11/28/94	23	1	North Carolina	Rochelle, Ga.	FA '18	0/0/0/0
26	Jackson, Donte	CB	5-10	180	11/08/95	22	R	Louisiana State	Metarie, La.	D2 '18	0/0/0/0
53	Jacobs, Ben	LB	6-4	240	04/17/88	30	4	Fresno State	Las Vegas, Nev.	FA '16	0/0/0/0
44	Jansen, JJ	LS	6-2	235	01/20/86	32	11	Notre Dame	Phoenix, Ariz.	TR '09 (GB)	0/0/0/0
64	Johnson, Dorian	G	6-5	305	10/21/94	23	1	Pittsburgh	Belle Vernon, Pa.	FA '17	0/0/0/0
42	Jones, Colin	S	6-0	205	10/27/87	30	8	TCU	Bridgeport, Texas	TR '12 (SF)	0/0/0/0
15	Jones, Jamaal	WR	6-1	190	01/31/93	24	1	Montana	Graham, Wash.	FA '17	0/0/0/0
75	Kalil, Matt	T	6-7	315	07/06/89	29	7	Southern California	Corona, Calif.	UFA '17 (MIN)	0/0/0/0
67	Kalil, Ryan	C	6-2	300	03/29/85	33	12	Southern California	Corona, Calif.	D2b '07	0/0/0/0
59	Kuechly, Luke	LB	6-3	238	04/20/91	27	7	Boston College	Cincinnati, Ohio	D1 '12	0/0/0/0
69	Larsen, Tyler	C	6-4	325	07/08/91	27	3	Utah State	Sandy, Utah	FA '16	0/0/0/0
93	Love, Kyle	DT	6-1	310	11/18/86	31	7	Mississippi State	College Park, Ga.	FA '16	0/0/0/0
32	Luke, Cole	CB	5-11	200	06/30/95	23	2	Notre Dame	Chandler, Ariz.	FA '17	0/0/0/0
63	Mahon, Brendan	G	6-4	320	01/17/95	23	R	Penn State	Randolph, N.J.	FA '18	0/0/0/0
82	Manhertz, Chris	TE	6-6	255	04/10/92	26	3	Canisius	New York, N.Y.	WV '16 (NO)	0/0/0/0
55	Mayo, David	LB	6-2	245	08/08/93	24	4	Texas State	Scappoose, Ore	D5a '15	0/0/0/0
22	McCaffrey, Christian	RB	5-11	205	06/07/96	22	2	Stanford	Highlands Ranch, Colo.	D1 '17	0/0/0/0
12	Moore, DJ	WR	6-0	210	04/14/97	21	R	Maryland	Philadelphia, Pa.	D1 '18	0/0/0/0
77	Moore, Zach	DE	6-6	275	09/05/90	27	2	Concordia-St. Paul	Chicago, Ill.	WV '17 (SF)	0/0/0/0
72-O	Moton, Taylor	T	6-5	325	03/18/94	24	2	Western Michigan	Okemos, Mich.	D2b '17	0/0/0/0
41	Munnerlyn, Captain	CB	5-9	195	04/10/88	30	10	South Carolina	Mobile, Ala.	UFA '17 (MIN)	0/0/0/0
1	Newton, Cam	QB	6-5	245	05/11/89	29	8	Auburn	College Park, Ga.	D1 '11	0/0/0/0
52	Norris, Jared	LB	6-1	238	07/19/93	25	3	Utah	Bakersfield, Calif.	FA '16	0/0/0/0
74-D	Norton, Kendrick	DT	6-3	315	06/07/97	21	R	Miami (Fla.)	Jacksonville, Fla.	D7b '18	0/0/0/0
71-D	Obada, Efe	DE	6-6	265	04/13/92	26	1	none	London, England	FA '17	0/0/0/0
88	Olsen, Greg	TE	6-5	255	03/11/85	33	12	Miami (Fla.)	Wayne, N.J.	TR '11 (CHI)	0/0/0/0
5	Palardy, Michael	P	5-11	200	07/06/92	26	3	Tennessee	Fort Lauderdale, Fla.	FA '16	0/0/0/0
90	Peppers, Julius	DE	6-7	295	01/18/80	38	17	North Carolina	Bailey, N.C.	UFA '17 (GB)	0/0/0/0
95	Poe, Dontari	DT	6-3	346	08/18/90	27	7	Memphis	Memphis, Tenn.	UFA '18 (ATL)	0/0/0/0
66	Price, Norman	G	6-4	310	08/25/94	23	1	Southern Miss	Vicksburg, Miss.	FA '18	0/0/0/0
48	Reese, Jason	TE	6-5	250	09/09/95	22	R	Missouri	Euless, Texas	FA '18	0/0/0/0
10	Samuel, Curtis	WR	5-11	195	08/11/96	21	2	Ohio State	Brooklyn, N.Y.	D2a '17	0/0/0/0
21	Searcy, Da'Norris	S	5-11	205	11/16/88	29	8	North Carolina	Decatur, Ga.	FA '18	0/0/0/0
86	Serigne, Cam	TE	6-3	240	08/06/94	23	R	Wake Forest	Ashburn, Va.	FA '18	0/0/0/0
27	Seymour, Kevon	CB	6-0	185	11/30/93	24	3	Southern California	Pasadena, Calif.	TR '17 (BUF)	0/0/0/0
99	Short, Kawann	DT	6-3	315	02/02/89	29	6	Purdue	East Chicago, Ind.	D2 '13	0/0/0/0
65	Silatolu, Amini	T	6-4	305	09/16/88	29	6	Midwestern State	Tracy, Calif.	FA '17	0/0/0/0
71-O	Sirles, Jeremiah	T	6-6	315	08/08/91	26	5	Nebraska	Lakewood, Colo.	FA '18	0/0/0/0
57	Smith, Andre	LB	6-0	240	04/20/97	21	R	North Carolina	Jacksonville, Fla.	D7a '18	0/0/0/0
11	Smith, Torrey	WR	6-0	205	01/26/89	29	8	Maryland	Falmouth, Va.	TR '18 (PHI)	0/0/0/0
37	Southward, Dezmen	S	6-2	208	10/01/91	26	3	Wisconsin	Fort Lauderdale, Fla.	FA '16	0/0/0/0
68	Sprinkle, Tracy	DT	6-2	295	04/18/95	23	R	Ohio	Elmont, N.Y.	FA '18	0/0/0/0
80	Thomas, Ian	TE	6-4	260	06/06/96	22	R	Indiana	Baltimore, Md.	D4a '18	0/0/0/0
54	Thompson, Shaq	LB	6-0	230	04/21/94	24	4	Washington	Sacramento, Calif.	D1 '15	0/0/0/0
70	Turner, Trai	G	6-3	315	06/14/93	25	5	Louisiana State	New Orleans, La.	D3 '14	0/0/0/0
73	Van Roten, Greg	G	6-3	305	02/26/90	28	4	Pennsylvania	Mineola, N.Y.	FA '17	0/0/0/0
84	Vander Laan, Jason	TE	6-3	245	09/22/92	25	1	Ferris State	Frankfort, Ill.	FA '18	0/0/0/0
60	Williams, Daryl	T	6-6	330	08/31/92	25	4	Oklahoma	Lake Dallas, Texas	D4 '15	0/0/0/0
13	Wright, Jarius	WR	5-10	191	11/25/89	28	7	Arkansas	Warren, Ark.	FA '18	0/0/0/0
Reserve / Injured (4)											
47	Cockrell, Ross	CB	6-0	190	08/06/91	26	5	Duke	Charlotte, N.C.	UFA '18 (NYG)	0/0/0/0
25	Parms, Damian	S	6-2	210	10/28/92	25	1	Florida Atlantic	Miami, Fla.	FA '17	0/0/0/0
2	Ross, Fred	WR	6-2	210	05/19/95	23	2	Mississippi State	Tyler, Texas	FA '17	0/0/0/0
43	Whittaker, Fozzy	RB	5-10	205	02/02/89	29	6	Texas	Pearland, Texas	FA '14	0/0/0/0

CAROLINA PANTHERS NUMERICAL ROSTER



No	Name	Pos	Ht	Wt	DOB	Age	Exp	College	Hometown	How Acq	GP/GS/DNP/IA
1	Cam Newton	QB	6-5	245	05/11/89	29	8	Auburn	College Park, Ga.	D1 '11	0/0/0/0
4	Garrett Gilbert	QB	6-4	230	07/01/91	27	2	Southern Methodist	Austin, Texas	FA '17	0/0/0/0
5	Michael Palardy	P	5-11	200	07/06/92	26	3	Tennessee	Fort Lauderdale, Fla.	FA '16	0/0/0/0
6	Taylor Heinicke	QB	6-1	210	03/15/93	25	3	Old Dominion	Lawrenceville, Ga.	FA '18	0/0/0/0
7	Kyle Allen	QB	6-3	210	03/08/96	22	R	Houston	Scottsdale, Ariz.	FA '18	0/0/0/0
8	Austin Duke	WR	5-9	170	08/03/93	25	1	Charlotte	Charlotte, N.C.	FA '17	0/0/0/0
9	Graham Gano	K	6-2	202	04/09/87	31	9	Florida State	Cantonment, Fla.	FA '12	0/0/0/0
10	Curtis Samuel	WR	5-11	195	08/11/96	21	2	Ohio State	Brooklyn, N.Y.	D2a '17	0/0/0/0
11	Torrey Smith	WR	6-0	205	01/26/89	29	8	Maryland	Falmouth, Va.	TR '18 (PHI)	0/0/0/0
12	DJ Moore	WR	6-0	210	04/14/97	21	R	Maryland	Philadelphia, Pa.	D1 '18	0/0/0/0
13	Jarius Wright	WR	5-10	191	11/25/89	28	7	Arkansas	Warren, Ark.	FA '18	0/0/0/0
14	Mose Frazier	WR	5-11	190	08/30/93	24	1	Memphis	Memphis, Tenn.	FA '17	0/0/0/0
15	Jamaal Jones	WR	6-1	190	01/31/93	24	1	Montana	Graham, Wash.	FA '17	0/0/0/0
16	Rasheed Bailey	WR	6-1	210	7/29/93	25	1	Delaware Valley	Philadelphia, Pa.	FA '17	0/0/0/0
17	Devin Funchess	WR	6-4	225	05/21/94	24	4	Michigan	Farmington, Mich.	D2 '15	0/0/0/0
18	Damiere Byrd	WR	5-9	180	01/27/93	25	3	South Carolina	Sicklerville, N.J.	FA '15	0/0/0/0
20	CJ Anderson	RB	5-8	225	02/10/91	27	6	California	Vallejo, Calif.	FA '18	0/0/0/0
21	Da'Norris Searcy	S	5-11	205	11/16/88	29	8	North Carolina	Decatur, Ga.	FA '18	0/0/0/0
22	Christian McCaffrey	RB	5-11	205	06/07/96	22	2	Stanford	Highlands Ranch, Colo.	D1 '17	0/0/0/0
23	LaDarius Gunter	CB	6-2	200	05/13/92	26	4	Miami (Fla.)	Montgomery, Ala.	WW '17 (GB)	0/0/0/0
24	James Bradberry	CB	6-1	212	08/04/93	25	3	Samford	Pleasant Grove, Ala.	D2 '16	0/0/0/0
26	Donte Jackson	CB	5-10	180	11/08/95	22	R	Louisiana State	Metairie, La.	D2 '18	0/0/0/0
27	Kevon Seymour	CB	6-0	185	11/30/93	24	3	Southern California	Pasadena, Calif.	TR '17 (BUF)	0/0/0/0
28	Rashaan Gaulden	S	6-1	200	01/23/95	23	R	Tennessee	Spring Hill, Tenn.	D3 '18	0/0/0/0
29	Mike Adams	S	5-11	205	03/24/81	37	15	Delaware	Wayne, N.J.	UFA '17 (IND)	0/0/0/0
30	Elijah Hood	RB	5-11	230	04/22/96	22	1	North Carolina	Charlotte, N.C.	WW '18 (OAK)	0/0/0/0
31	Lorenzo Doss	CB	5-11	185	04/22/94	24	3	Tulane	New Orleans, La.	FA '18	0/0/0/0
32	Cole Luke	CB	5-11	200	06/30/95	23	2	Notre Dame	Chandler, Ariz.	FA '17	0/0/0/0
33	Alex Carter	DB	6-0	200	10/19/94	23	1	Stanford	Ashburn, Va.	FA '18	0/0/0/0
34	Cameron Artis-Payne	RB	5-10	215	06/23/90	28	4	Auburn	Harrisburg, Pa.	D5b '15	0/0/0/0
35	Corn Elder	CB	5-10	185	10/09/94	22	2	Miami	Nashville, Tenn.	D5 '17	0/0/0/0
36	Demetrius Cox	S	6-0	200	04/20/94	24	2	Michigan State	Jeannette, Pa.	WW '17 (CIN)	0/0/0/0
37	Dezmen Southward	S	6-2	208	10/01/91	26	3	Wisconsin	Fort Lauderdale, Fla.	FA '16	0/0/0/0
38	Kenjon Barner	RB	5-9	195	04/28/89	29	5	Oregon	Riverside, Calif.	FA '18	0/0/0/0
39	Reggie Bonnafon	RB	6-0	215	01/04/96	22	R	Louisville	Louisville, Ky.	FA '18	0/0/0/0
40	Alex Armah	FB	6-2	255	05/17/94	22	2	West Georgia	Lawrenceville, Ga.	D6 '17	0/0/0/0
41	Captain Munnerlyn	CB	5-9	195	04/10/88	30	10	South Carolina	Mobile, Ala.	UFA '17 (MIN)	0/0/0/0
42	Colin Jones	S	6-0	205	10/27/87	30	8	TCU	Bridgeport, Texas	TR '12 (SF)	0/0/0/0
44	JJ Jansen	LS	6-2	235	01/20/86	32	11	Notre Dame	Phoenix, Ariz.	TR '09 (GB)	0/0/0/0
48	Jason Reese	TE	6-5	250	09/09/95	22	R	Missouri	Euless, Texas	FA '18	0/0/0/0
49	Richie Brown	LB	6-1	235	4/15/94	24	1	Mississippi State	Long Beach, Miss.	FA '17	0/0/0/0
50	Chris Frey	LB	6-0	225	06/23/95	23	R	Michigan State	Upper Arlington, Ohio	FA '18	0/0/0/0
52	Jared Norris	LB	6-1	238	07/19/93	25	3	Utah	Bakersfield, Calif.	FA '16	0/0/0/0
53	Ben Jacobs	LB	6-4	240	04/17/88	30	5	Fresno State	Las Vegas, Nev.	FA '16	0/0/0/0
54	Shaq Thompson	LB	6-0	230	04/21/94	24	4	Washington	Sacramento, Calif.	D1 '15	0/0/0/0
55	David Mayo	LB	6-2	245	08/08/93	24	4	Texas State	Scappoose, Ore.	D5a '15	0/0/0/0
56	Jermaine Carter Jr.	LB	6-1	225	01/14/95	23	R	Maryland	Rockville, Md.	D5 '18	0/0/0/0
57	Andre Smith	LB	6-0	240	04/20/97	21	R	North Carolina	Jacksonville, Fla.	D7a '18	0/0/0/0
58	Thomas Davis	LB	6-1	235	03/22/83	35	14	Georgia	Shellman, Ga.	D1 '05	0/0/0/0
59	Luke Kuechly	LB	6-3	238	04/20/91	27	7	Boston College	Cincinnati, Ohio	D1 '12	0/0/0/0
60	Daryl Williams	T	6-6	330	08/31/92	25	4	Oklahoma	Lake Dallas, Texas	D4 '15	0/0/0/0
62	Taylor Hearn	G	6-4	315	01/11/96	22	R	Clemson	Willston, S.C.	FA '18	0/0/0/0
63	Brendan Mahon	G	6-4	320	01/17/95	23	R	Penn State	Randolph, N.J.	FA '18	0/0/0/0
64	Dorian Johnson	G	6-5	305	10/21/94	23	1	Pittsburgh	Belle Vernon, Pa.	FA '17	0/0/0/0
65	Amini Silatolu	T	6-4	305	09/16/88	29	6	Midwestern State	Tracy, Calif.	FA '17	0/0/0/0
66	Norman Price	G	6-4	310	08/25/94	23	1	Southern Miss	Vicksburg, Miss.	FA '18	0/0/0/0
67	Ryan Kalil	C	6-2	300	03/29/85	33	12	Southern California	Corona, Calif.	D2b '07	0/0/0/0
68	Tracy Sprinkle	DT	6-2	295	04/18/95	23	R	Ohio	Elmont, N.Y.	FA '18	0/0/0/0
69	Tyler Larsen	C	6-4	325	07/08/91	27	3	Utah State	Sandy, Utah	FA '16	0/0/0/0
70	Trai Turner	G	6-3	315	06/14/93	25	5	Louisiana State	New Orleans, La.	D3 '14	0/0/0/0
71-D	Efe Obada	DE	6-6	265	04/13/92	26	1	none	London, England	FA '17	0/0/0/0
71-O	Jeremiah Sirles	T	6-6	315	08/08/91	26	5	Nebraska	Lakewood, Colo.	FA '18	0/0/0/0
72-O	Taylor Moton	T	6-5	325	03/18/94	24	2	Western Michigan	Okemos, Mich.	D2b '17	0/0/0/0
73	Greg Van Roten	G	6-3	305	02/26/90	28	4	Pennsylvania	Mineola, N.Y.	FA '17	0/0/0/0
74-O	Kyle Friend	C	6-0	295	04/03/94	24	1	Temple	Carlisle, Pa.	FA '18	0/0/0/0
74-D	Kendrick Norton	DT	6-3	315	06/07/97	21	R	Miami (Fla.)	Jacksonville, Fla.	D7b '18	0/0/0/0
75	Matt Kalil	T	6-7	315	07/06/89	29	7	Southern California	Corona, Calif.	UFA '17 (MIN)	0/0/0/0
76-O	Blaine Clausell	T	6-6	330	01/31/92	26	1	Mississippi State	Mobile, Ala.	FA '16	0/0/0/0
76-D	Kiante Anderson	DE	6-4	255	05/27/95	23	R	East Carolina	Greenville, N.C.	FA '18	0/0/0/0
77	Zach Moore	DE	6-6	275	09/05/90	27	2	Concordia-St. Paul	Chicago, Ill.	WW '17 (SF)	0/0/0/0
78	Adam Bisnowaty	T	6-6	307	12/14/93	24	1	Pittsburgh	Pittsburgh, Pa.	WW '18 (DET)	0/0/0/0
79-D	Bailey, Sterling	DE	6-3	296	09/13/92	25	1	Georgia	Gainesville, Ga.	FA '18	0/0/0/0
79-O	Quinterrius Eatmon	G	6-6	315	12/04/91	26	1	USF	Pritchard, Ala.	FA '18	0/0/0/0
80	Ian Thomas	TE	6-4	260	06/06/96	22	R	Indiana	Baltimore, Md.	D4a '18	0/0/0/0
82	Chris Manhertz	TE	6-6	255	04/10/92	26	3	Canisius	New York, N.Y.	WW '16 (NO)	0/0/0/0
84	Jason Vander Laan	TE	6-4	245	09/22/92	25	1	Ferris State	Frankfort, Ill.	FA '18	0/0/0/0
85	Evan Baylis	TE	6-6	245	11/18/93	24	1	Oregon	Centennial, Colo.	FA '17	0/0/0/0
86	Cam Serigne	TE	6-3	240	08/06/94	23	R	Wake Forest	Ashburn, Va.	FA '18	0/0/0/0
87	Bug Howard	WR	6-4	220	11/28/94	23	1	North Carolina	Rochelle, Ga.	FA '18	0/0/0/0
88	Greg Olsen	TE	6-5	255	03/11/85	33	12	Miami (Fla.)	Wayne, N.J.	TR '11 (CHI)	0/0/0/0
90	Julius Peppers	DE	6-7	295	01/18/80	38	17	North Carolina	Bailey, N.C.	UFA '17 (GB)	0/0/0/0
91	Bryan Cox Jr.	DE	6-3	270	06/25/94	24	2	Florida	Ft. Lauderdale, Fla.	FA '17	0/0/0/0
92	Vernon Butler	DT	6-4	330	06/14/94	24	3	Louisiana Tech	Summit, Miss.	D1 '16	0/0/0/0
93	Kyle Love	DT	6-1	310	11/18/86	31	7	Mississippi State	College Park, Ga.	FA '16	0/0/0/0
94	Daeshon Hall	DE	6-5	265	06/14/95	23	2	Texas A&M	Lancaster, Texas	D3 '17	0/0/0/0
95	Dontari Poe	DT	6-3	346	08/18/90	27	7	Memphis	Memphis, Tenn.	UFA '18 (ATL)	0/0/0/0
96	Wes Horton	DE	6-5	265	12/17/89	28	6	Southern California	Sherman Oaks, Calif.	FA '16	0/0/0/0
97	Mario Addison	DE	6-3	260	09/06/87	30	8	Troy	Tarrant, Ala.	FA '12	0/0/0/0
98	Marquis Haynes	DE	6-2	235	12/16/93	24	R	Mississippi	Jacksonville, Fla.	D4b '18	0/0/0/0
99	Kawann Short	DT	6-3	315	02/02/89	29	6	Purdue	East Chicago, Ind.	D2 '13	0/0/0/0
Reserve / Injured (4)											
2	Fred Ross	WR	6-2	210	05/19/95	23	2	Mississippi State	Tyler, Texas	FA '17	0/0/0/0
25	Damian Parns	S	6-2	210	10/28/92	25	1	Florida Atlantic	Miami, Fla.	FA '17	0/0/0/0
43	Fozzy Whittaker	RB	5-10	205	02/02/89	29	6	Texas	Pearland, Texas	FA '14	0/0/0/0
47	Ross Cockrell	CB	6-0	190	08/06/91	26	5	Duke	Charlotte, N.C.	UFA '18 (NYC)	0/0/0/0

CAROLINA PANTHERS BY EXPERIENCE



No	Name	Pos	Ht	Wt	DOB	Age	Exp	College	Hometown	How Acq	GP/GS/DNP/IA
17th Year (1)											
90	Peppers, Julius	DE	6-7	295	01/18/80	38	17	North Carolina	Bailey, N.C.	UFA '17 (GB)	0/0/0/0
15th Year (1)											
29	Adams, Mike	S	5-11	205	03/24/81	37	15	Delaware	Wayne, N.J.	UFA '17 (IND)	0/0/0/0
14th Year (1)											
58	Davis, Thomas	LB	6-1	235	03/22/83	35	14	Georgia	Shellman, Ga.	D1 '05	0/0/0/0
12th Year (2)											
67	Kali, Ryan	C	6-2	300	03/29/85	33	12	Southern California	Corona, Calif.	D2b '07	0/0/0/0
88	Olsen, Greg	TE	6-5	255	03/11/85	33	12	Miami (Fla.)	Wayne, N.J.	TR '11 (CHI)	0/0/0/0
11th Year (1)											
44	Jansen, J.J.	LS	6-2	235	01/20/86	32	11	Notre Dame	Phoenix, Ariz.	TR '09 (GB)	0/0/0/0
10th Year (1)											
41	Munnerlyn, Captain	CB	5-9	195	04/10/88	30	10	South Carolina	Mobile, Ala.	UFA '17 (MIN)	0/0/0/0
9th Year (1)											
9	Gano, Graham	K	6-2	202	04/09/87	31	9	Florida State	Cantonment, Fla.	FA '12	0/0/0/0
8th Year (5)											
97	Addison, Mario	DE	6-3	260	09/06/87	30	8	Troy	Tarrant, Ala.	FA '12	0/0/0/0
42	Jones, Colin	S	6-0	205	10/27/87	30	8	TCU	Bridgeport, Texas	TR '12 (SF)	0/0/0/0
1	Newton, Cam	QB	6-5	245	05/11/89	29	8	Auburn	College Park, Ga.	D1 '11	0/0/0/0
21	Searcy, Da'Norris	S	5-11	205	11/16/88	29	8	North Carolina	Decatur, Ga.	FA '18	0/0/0/0
11	Smith, Torrey	WR	6-0	205	01/26/89	29	8	Maryland	Falmouth, Va.	TR '18 (PHI)	0/0/0/0
7th Year (5)											
66	Kali, Matt	T	6-7	315	07/06/89	29	7	Southern California	Corona, Calif.	UFA '17 (MIN)	0/0/0/0
59	Kuechly, Luke	LB	6-3	238	04/20/91	27	7	Boston College	Cincinnati, Ohio	D1 '12	0/0/0/0
93	Love, Kyle	DT	6-1	310	11/18/86	31	7	Mississippi State	College Park, Ga.	FA '16	0/0/0/0
95	Poe, Dontari	DT	6-3	346	08/18/90	27	7	Memphis	Memphis, Tenn.	UFA '18 (ATL)	0/0/0/0
13	Wright, Jarius	WR	5-10	191	11/25/89	28	7	Arkansas	Warren, Ark.	FA '18	0/0/0/0
6th Year (4)											
20	Anderson, CJ	RB	5-8	225	02/10/91	27	6	California	Vallejo, Calif.	FA '18	0/0/0/0
96	Horton, Wes	DE	6-5	265	12/17/89	28	6	Southern California	Sherman Oaks, Calif.	FA '16	0/0/0/0
99	Short, Kawann	DT	6-3	315	02/02/89	29	6	Purdue	East Chicago, Ind.	D2 '13	0/0/0/0
65	Silatolu, Amini	T	6-4	305	09/16/88	29	6	Midwestern State	Tracy, Calif.	FA '17	0/0/0/0
5th Year (4)											
38	Barner, Kenjon	RB	5-9	195	04/28/89	29	5	Oregon	Riverside, Calif.	FA '18	0/0/0/0
53	Jacobs, Ben	LB	6-4	240	04/17/88	30	5	Fresno State	Las Vegas, Nev.	FA '16	0/0/0/0
71-0	Sirles, Jeremiah	T	6-6	315	08/08/91	26	5	Nebraska	Lakewood, Colo.	FA '18	0/0/0/0
70	Turner, Trai	G	6-3	315	06/14/93	25	5	Louisiana State	New Orleans, La.	D3 '14	0/0/0/0
4th Year (7)											
34	Artis-Payne, Cameron	RB	5-10	215	06/23/90	28	4	Auburn	Harrisburg, Pa.	D5b '15	0/0/0/0
17	Funckess, Devin	WR	6-4	225	05/21/94	24	4	Michigan	Farmington, Mich.	D2 '15	0/0/0/0
23	Gunter, LaDarius	CB	6-2	200	05/13/92	26	4	Miami (Fla.)	Montgomery, Ala.	WV '17 (GB)	0/0/0/0
55	Mayo, David	LB	6-2	245	08/08/93	24	4	Texas State	Scappoose, Ore	D5a '15	0/0/0/0
54	Thompson, Shaq	LB	6-0	230	04/21/94	24	4	Washington	Sacramento, Calif.	D1 '15	0/0/0/0
73	Van Roten, Greg	G	6-3	305	02/26/90	28	4	Pennsylvania	Mineola, N.Y.	FA '17	0/0/0/0
60	Williams, Daryl	T	6-6	330	08/31/92	25	4	Oklahoma	Lake Dallas, Texas	D4 '15	0/0/0/0
3rd Year (11)											
24	Bradberry, James	CB	6-1	212	08/04/93	25	3	Samford	Pleasant Grove, Ala.	D2 '16	0/0/0/0
92	Butler, Vernon	DT	6-4	330	06/14/94	24	3	Louisiana Tech	Summit, Miss.	D1 '16	0/0/0/0
18	Byrd, Damiere	WR	5-9	180	01/27/93	25	3	South Carolina	Sicklerville, N.J.	FA '15	0/0/0/0
31	Doss, Lorenzo	CB	5-11	185	04/22/94	24	3	Tulane	New Orleans, La.	FA '18	0/0/0/0
6	Heinicke, Taylor	QB	6-1	210	03/15/93	25	3	Old Dominion	Lawrenceville, Ga.	FA '18	0/0/0/0
69	Larsen, Tyler	C	6-4	325	07/08/91	27	3	Utah State	Sandy, Utah	FA '16	0/0/0/0
82	Manhertz, Chris	TE	6-6	255	04/10/92	26	3	Canisius	New York, N.Y.	WV '16 (NO)	0/0/0/0
52	Norris, Jared	LB	6-1	238	07/19/93	25	3	Utah	Bakersfield, Calif.	FA '16	0/0/0/0
5	Palardy, Michael	P	5-11	200	07/06/92	26	3	Tennessee	Fort Lauderdale, Fla.	FA '16	0/0/0/0
27	Seymour, Kevon	CB	6-0	185	11/30/93	24	3	Southern California	Pasadena, Calif.	TR '17 (BUF)	0/0/0/0
37	Southward, Dezmen	S	6-2	208	10/01/91	26	3	Wisconsin	Fort Lauderdale, Fla.	FA '16	0/0/0/0
2nd Year (12)											
40	Armah, Alex	FB	6-2	255	05/17/94	24	2	West Georgia	Lawrenceville, Ga.	D6 '17	0/0/0/0
36	Cox, Demetrious	S	6-0	200	04/20/94	24	2	Michigan State	Jeannette, Pa.	WV '17 (CIN)	0/0/0/0
91	Cox Jr., Bryan	DE	6-3	270	06/25/94	24	2	Florida	Ft. Lauderdale, Fla.	FA '17	0/0/0/0
35	Elder, Corn	CB	5-10	185	10/09/94	23	2	Miami	Nashville, Tenn.	D5 '17	0/0/0/0
4	Gilbert, Garrett	QB	6-4	230	07/01/91	27	2	Southern Methodist	Austin, Texas	FA '16	0/0/0/0
94	Hall, Daeshon	DE	6-5	265	06/14/95	23	2	Texas A&M	Lancaster, Texas	D3 '17	0/0/0/0
79-D	Iddings, Drew	DT	6-6	265	03/16/93	25	2	South Dakota	Rapid City, S.D.	FA '17	0/0/0/0
32	Luke, Cole	CB	5-11	200	06/30/95	23	2	Notre Dame	Chandler, Ariz.	FA '17	0/0/0/0
22	McCaffrey, Christian	RB	5-11	205	06/07/96	22	2	Stanford	Highlands Ranch, Colo.	D1 '17	0/0/0/0
77	Moore, Zach	DE	6-6	275	09/05/90	27	2	Concordia-St. Paul	Chicago, Ill.	WV '17 (SF)	0/0/0/0
72	Moton, Taylor	T	6-5	325	03/18/94	24	2	Western Michigan	Okemos, Mich.	D2b '17	0/0/0/0
10	Samuel, Curtis	WR	5-11	195	08/11/96	22	2	Ohio State	Brooklyn, N.Y.	D2a '17	0/0/0/0
Rookie/1st Year (35)											
7	Allen, Kyle	QB	6-3	210	03/08/96	22	R	Houston	Scottsdale, Ariz.	FA '18	0/0/0/0
76-D	Anderson, Kiante	DE	6-4	255	05/27/95	23	R	East Carolina	Greenville, N.C.	FA '18	0/0/0/0
16	Bailey, Rasheed	WR	6-1	210	7/29/93	25	1	Delaware Valley	Philadelphia, Pa.	FA '17	0/0/0/0
79-D	Bailey, Sterling	DE	6-3	296	09/13/92	25	1	Georgia	Gainesville, Ga.	FA '18	0/0/0/0
85	Baylis, Evan	TE	6-6	245	11/18/93	24	1	Oregon	Centennial, Colo.	FA '17	0/0/0/0
78	Bisnowaty, Adam	T	6-6	307	12/14/93	24	1	Pittsburgh	Pittsburgh, Pa.	WV '18 (DET)	0/0/0/0
39	Bonnafoe, Reggie	RB	6-0	215	01/04/96	22	R	Louisville	Louisville, Ky.	FA '18	0/0/0/0
49	Brown, Richie	LB	6-1	235	4/15/94	24	1	Mississippi State	Long Beach, Miss.	FA '17	0/0/0/0
33	Carter, Alex	DB	6-0	200	10/19/94	23	1	Stanford	Ashburn, Va.	FA '18	0/0/0/0
56	Carter Jr, Jermaine	LB	6-1	225	01/14/95	23	R	Maryland	Rockville, Md.	D5 '18	0/0/0/0
76-0	Clausell, Blaine	T	6-6	330	01/31/92	26	1	Mississippi State	Mobile, Ala.	FA '16	0/0/0/0
8	Duke, Austin	WR	5-9	170	08/03/93	25	1	Charlotte	Charlotte, N.C.	FA '17	0/0/0/0
79-0	Eatmon, Quinterrius	G	6-6	315	12/04/91	26	1	USF	Pritchard, Ala.	FA '18	0/0/0/0
14	Frazier, Mose	WR	5-11	190	08/30/93	24	1	Memphis	Memphis, Tenn.	FA '17	0/0/0/0
50	Frey, Chris	LB	6-0	225	06/23/95	23	R	Michigan State	Upper Arlington, Ohio	FA '18	0/0/0/0
74-0	Friend, Kyle	C	6-0	295	04/03/94	24	1	Temple	Carlisle, Pa.	FA '18	0/0/0/0
28	Gaulden, Rashaan	S	6-1	200	01/23/95	23	R	Tennessee	Spring Hill, Tenn.	D3 '18	0/0/0/0
98	Haynes, Marquis	DE	6-2	235	12/16/93	24	R	Mississippi	Jacksonville, Fla.	D4b '18	0/0/0/0
62	Hearn, Taylor	G	6-4	315	01/11/96	22	R	Clemson	Willston, S.C.	FA '18	0/0/0/0
30	Hood, Elijah	RB	5-11	230	04/22/96	22	1	North Carolina	Charlotte, N.C.	WV '18 (OAK)	0/0/0/0
87	Howard, Bug	WR	6-4	220	11/28/94	23	1	North Carolina	Rochelle, Ga.	FA '18	0/0/0/0
26	Jackson, Donte	CB	5-10	180	11/08/95	22	R	Louisiana State	Metarie, La.	D2 '18	0/0/0/0
64	Johnson, Dorian	G	6-5	305	10/21/94	23	1	Pittsburgh	Belle Vernon, Pa.	FA '17	0/0/0/0
15	Jones, Jamaal	WR	6-1	190	01/31/93	23	1	Montana	Graham, Wash.	FA '17	0/0/0/0
63	Mahon, Brendan	G	6-4	320	01/17/95	23	R	Penn State	Randolph, N.J.	FA '18	0/0/0/0
12	Moore, DJ	WR	6-0	210	04/14/97	21	R	Maryland	Philadelphia, Pa.	D1 '18	0/0/0/0
74-D	Norton, Kendrick	DT	6-3	315	06/07/97	21	R	Miami (Fla.)	Jacksonville, Fla.	D7b '18	0/0/0/0
71-D	Obada, Efe	DE	6-6	265	04/13/92	26	1	none	London, England	FA '17	0/0/0/0
66	Price, Norman	G	6-4	310	08/25/94	23	1	Southern Miss	Vicksburg, Miss.	FA '18	0/0/0/0
48	Reese, Jason	TE	6-5	250	09/09/95	22	R	Missouri	Euless, Texas	FA '18	0/0/0/0
86	Serigne, Cam	TE	6-3	240	08/06/94	24	R	Wake Forest	Ashburn, Va.	FA '18	0/0/0/0
57	Smith, Andre	LB	6-0	240	04/20/97	21	R	North Carolina	Jacksonville, Fla.	D7a '18	0/0/0/0
68	Sprinkle, Tracy	DT	6-2	295	04/18/95	23	R	Ohio State	Elmont, N.Y.	FA '18	0/0/0/0
80	Thomas, Ian	TE	6-4	260	06/06/96	22	R	Indiana	Baltimore, Md.	D4a '18	0/0/0/0
84	Vander Laan, Jason	TE	6-3	245	09/22/92	25	1	Ferris State	Frankfort, Ill.	FA '18	0/0/0/0



CAROLINA PANTHERS BY POSITION



No	Name	Pos	Ht	Wt	DOB	Age	Exp	College	Hometown	How Acq	GP/GS/DNP/IA
QUARTERBACKS (4)											
7	Kyle Allen	QB	6-3	210	03/08/96	22	R	Houston	Scottsdale, Ariz.	FA '18	0/0/0/0
4	Gilbert, Garrett	QB	6-4	230	07/01/91	27	2	Southern Methodist	Austin, Texas	FA '16	0/0/0/0
6	Heinicke, Taylor	QB	6-1	210	03/15/93	25	3	Old Dominion	Lawrenceville, Ga.	FA '18	0/0/0/0
1	Newton, Cam	QB	6-5	245	05/11/89	29	8	Auburn	College Park, Ga.	D1 '11	0/0/0/0
RUNNING BACKS (7)											
20	Anderson, CJ	RB	5-8	225	02/10/91	27	6	California	Vallejo, Calif.	FA '18	0/0/0/0
40	Armah, Alex	FB	6-2	255	05/17/94	24	2	West Georgia	Lawrenceville, Ga.	D6 '17	0/0/0/0
34	Artis-Payne, Cameron	RB	5-10	215	06/23/90	28	4	Auburn	Harrisburg, Pa.	D5b '15	0/0/0/0
39	Bonnafoe, Reggie	RB	6-0	215	01/04/96	22	R	Louisville	Louisville, Ky.	FA '18	0/0/0/0
38	Barner, Kenjon	RB	5-9	195	04/28/89	29	5	Oregon	Riverside, Calif.	FA '18	0/0/0/0
30	Hood, Elijah	RB	5-11	230	04/22/96	22	1	North Carolina	Charlotte, N.C.	WV '18 (OAK)	0/0/0/0
22	McCaffrey, Christian	RB	5-11	205	06/07/96	20	2	Stanford	Highlands Ranch, Colo.	D1 '17	0/0/0/0
WIDE RECEIVERS (11)											
16	Bailey, Rasheed	WR	6-1	210	7/29/93	25	1	Delaware Valley	Philadelphia, Pa.	FA '17	0/0/0/0
18	Byrd, Damiere	WR	5-9	180	01/27/93	25	3	South Carolina	Sicklerville, N.J.	FA '15	0/0/0/0
8	Duke, Austin	WR	5-9	170	08/03/93	25	1	Charlotte	Charlotte, N.C.	FA '17	0/0/0/0
14	Frazier, Mose	WR	5-11	190	08/30/93	24	1	Memphis	Memphis, Tenn.	FA '17	0/0/0/0
17	Funchess, Devin	WR	6-4	225	05/21/94	24	4	Michigan	Farmington, Mich.	D2 '15	0/0/0/0
87	Howard, Bug	WR	6-4	220	11/28/94	23	1	North Carolina	Rochelle, Ga.	FA '18	0/0/0/0
15	Jones, Jamaal	WR	6-1	190	01/31/93	24	1	Montana	Graham, Wash.	FA '17	0/0/0/0
12	Moore, DJ	WR	6-0	210	04/14/97	21	R	Maryland	Philadelphia, Pa.	D1 '18	0/0/0/0
10	Samuel, Curtis	WR	5-11	195	08/11/96	21	2	Ohio State	Brooklyn, N.Y.	D2a '17	0/0/0/0
11	Smith, Torrey	WR	6-0	205	01/26/89	29	8	Maryland	Falmouth, Va.	TR '18 (PHI)	0/0/0/0
13	Wright, Jarius	WR	5-10	191	11/25/89	28	7	Arkansas	Warren, Ark.	FA '18	0/0/0/0
TIGHT ENDS (7)											
85	Baylis, Evan	TE	6-6	245	11/18/93	24	1	Oregon	Centennial, Colo.	FA '17	0/0/0/0
82	Manhertz, Chris	TE	6-6	255	04/10/92	26	3	Canisius	New York, N.Y.	WV '16 (NO)	0/0/0/0
88	Olsen, Greg	TE	6-5	255	03/11/85	33	12	Miami (Fla.)	Wayne, N.J.	TR '11 (CHI)	0/0/0/0
48	Reese, Jason	TE	6-5	250	09/09/95	22	R	Missouri	Eules, Texas	FA '18	0/0/0/0
86	Serigne, Cam	TE	6-3	240	08/06/94	23	R	Wake Forest	Ashburn, Va.	FA '18	0/0/0/0
80	Thomas, Ian	TE	6-4	260	06/06/96	22	R	Indiana	Baltimore, Md.	D4a '18	0/0/0/0
84	Vander Laan, Jason	TE	6-3	245	09/22/92	25	1	Ferris State	Frankfort, Ill.	FA '18	0/0/0/0
OFFENSIVE LINEMEN (17)											
78	Bisnowaty, Adam	T	6-6	307	12/14/93	24	1	Pittsburgh	Pittsburgh, Pa.	WV '18 (DET)	0/0/0/0
76-O	Clausell, Blaine	T	6-6	330	01/31/92	26	1	Mississippi State	Mobile, Ala.	FA '16	0/0/0/0
79	Eatmon, Quinterrius	G	6-6	315	12/04/91	26	1	USF	Pritchard, Ala.	FA '18	0/0/0/0
74-O	Friend, Kyle	C	6-0	295	04/03/94	24	1	Temple	Carlisle, Pa.	FA '18	0/0/0/0
62	Hearn, Taylor	G	6-4	315	01/11/96	22	R	Clemson	Willston, S.C.	FA '18	0/0/0/0
64	Johnson, Dorian	G	6-5	305	10/21/94	23	1	Pittsburgh	Belle Vernon, Pa.	FA '17	0/0/0/0
75	Kalil, Matt	T	6-7	315	07/06/89	29	7	Southern California	Corona, Calif.	UFA '17 (MIN)	0/0/0/0
67	Kalil, Ryan	C	6-2	300	03/29/85	33	12	Southern California	Corona, Calif.	D2b '07	0/0/0/0
69	Larsen, Tyler	C	6-4	325	07/08/91	27	3	Utah State	Sandy, Utah	FA '16	0/0/0/0
63	Mahon, Brendan	G	6-4	320	01/17/95	23	R	Penn State	Randolph, N.J.	FA '18	0/0/0/0
72	Moton, Taylor	T	6-5	325	03/18/94	22	2	Western Michigan	Okemos, Mich.	D2b '17	0/0/0/0
66	Price, Norman	G	6-4	310	08/25/94	23	1	Southern Miss	Vicksburg, Miss.	FA '18	0/0/0/0
65	Silatolu, Amini	T	6-4	305	09/16/88	29	6	Midwestern State	Tracy, Calif.	FA '17	0/0/0/0
71-O	Sirless, Jeremiah	T	6-6	315	08/08/91	26	5	Nebraska	Lakewood, Colo.	FA '18	0/0/0/0
70	Turner, Trai	G	6-3	315	06/14/93	25	5	Louisiana State	New Orleans, La.	D3 '14	0/0/0/0
73	Van Roten, Greg	G	6-3	305	02/26/90	28	4	Pennsylvania	Mineola, N.Y.	FA '17	0/0/0/0
60	Williams, Daryl	T	6-6	330	08/31/92	25	4	Oklahoma	Lake Dallas, Texas	D4 '15	0/0/0/0
SPECIALISTS (3)											
9	Gano, Graham	K	6-2	202	04/09/87	31	9	Florida State	Cantonment, Fla.	FA '12	0/0/0/0
44	Jansen, J.J.	LS	6-2	235	01/20/86	32	11	Notre Dame	Phoenix, Ariz.	TR '09 (GB)	0/0/0/0
5	Palardy, Michael	P	5-11	200	07/06/92	26	3	Tennessee	Fort Lauderdale, Fla.	FA '16	0/0/0/0
DEFENSIVE LINEMEN (16)											
97	Addison, Mario	DE	6-3	260	09/06/87	30	8	Troy	Tarrant, Ala.	FA '12	0/0/0/0
76-D	Anderson, Kiante	DE	6-4	255	05/27/95	23	R	East Carolina	Greenville, N.C.	FA '18	0/0/0/0
79-D	Bailey, Sterling	DE	6-3	296	09/13/92	25	1	Georgia	Gainesville, Ga.	FA '18	0/0/0/0
92	Butler, Vernon	DT	6-4	330	06/14/94	24	3	Louisiana Tech	Summit, Miss.	D1 '16	0/0/0/0
91	Cox Jr., Bryan	DE	6-3	270	06/25/94	24	2	Florida	Ft. Lauderdale, Fla.	FA '17	0/0/0/0
94	Hall, Daeshon	DE	6-5	265	06/14/95	23	2	Texas A&M	Lancaster, Texas	D3 '17	0/0/0/0
98	Haynes, Marquis	DE	6-2	235	12/16/93	24	R	Mississippi	Jacksonville, Fla.	D4b '18	0/0/0/0
96	Horton, Wes	DE	6-5	265	12/17/89	28	6	Southern California	Sherman Oaks, Calif.	FA '16	0/0/0/0
93	Love, Kyle	DT	6-1	310	11/18/86	31	7	Mississippi State	College Park, Ga.	FA '16	0/0/0/0
77	Moore, Zach	DE	6-6	275	09/05/90	27	2	Concordia-St. Paul	Chicago, Ill.	WV '17 (SF)	0/0/0/0
74-D	Norton, Kendrick	DT	6-3	315	06/07/97	21	R	Miami (Fla.)	Jacksonville, Fla.	D7b '18	0/0/0/0
71-D	Obada, Efe	DE	6-6	265	04/13/92	26	1	none	London, England	FA '17	0/0/0/0
90	Peppers, Julius	DE	6-7	295	01/18/80	38	17	North Carolina	Bailey, N.C.	UFA '17 (GB)	0/0/0/0
95	Poe, Dontari	DT	6-3	346	08/18/90	27	7	Memphis	Memphis, Tenn.	UFA '18 (ATL)	0/0/0/0
99	Short, Kawann	DT	6-3	315	02/02/89	29	6	Purdue	East Chicago, Ind.	D2 '13	0/0/0/0
68	Sprinkle, Tracy	DT	6-2	295	04/18/95	23	R	Ohio	Elmont, N.Y.	FA '18	0/0/0/0
LINEBACKERS (10)											
49	Brown, Richie	LB	6-1	235	4/15/94	24	1	Mississippi State	Long Beach, Miss.	FA '17	0/0/0/0
56	Carter Jr, Jermaine	LB	6-1	225	01/14/95	23	R	Maryland	Rockville, Md.	D5 '18	0/0/0/0
58	Davis, Thomas	LB	6-1	235	03/22/83	35	14	Georgia	Shellman, Ga.	D1 '05	0/0/0/0
50	Frey, Chris	LB	6-0	225	06/23/95	23	R	Michigan State	Upper Arlington, Ohio	FA '18	0/0/0/0
53	Jacobs, Ben	LB	6-4	240	04/17/88	30	5	Fresno State	Las Vegas, Nev.	FA '16	0/0/0/0
59	Kuechly, Luke	LB	6-3	238	04/20/91	27	7	Boston College	Cincinnati, Ohio	D1 '12	0/0/0/0
55	Mayo, David	LB	6-2	245	08/08/93	24	4	Texas State	Scappoose, Ore	D5a '15	0/0/0/0
52	Norris, Jared	LB	6-1	238	07/19/93	25	3	Utah	Bakersfield, Calif.	FA '16	0/0/0/0
57	Smith, Andre	LB	6-0	240	04/20/97	21	R	North Carolina	Jacksonville, Fla.	D7a '18	0/0/0/0
54	Thompson, Shaq	LB	6-0	230	04/21/94	24	4	Washington	Sacramento, Calif.	D1 '15	0/0/0/0
DEFENSIVE BACKS (15)											
29	Adams, Mike	S	5-11	205	03/24/81	37	15	Delaware	Wayne, N.J.	UFA '17 (IND)	0/0/0/0
24	Bradberry, James	CB	6-1	212	08/04/93	25	3	Samford	Pleasant Grove, Ala.	D2 '16	0/0/0/0
33	Carter, Alex	DB	6-0	200	10/19/94	23	1	Stanford	Ashburn, Va.	FA '18	0/0/0/0
36	Cox, Demetrious	S	6-0	200	04/20/94	24	2	Michigan State	Jeannette, Pa.	WV '17 (CIN)	0/0/0/0
31	Doss, Lorenzo	CB	5-11	185	04/22/94	24	3	Tulane	New Orleans, La.	FA '18	0/0/0/0
35	Elder, Corn	CB	5-10	185	10/09/94	23	2	Miami	Nashville, Tenn.	D5 '17	0/0/0/0
28	Gaulden, Rashaan	S	6-1	200	01/23/95	23	R	Tennessee	Spring Hill, Tenn.	D3 '18	0/0/0/0
23	Gunter, LaDarius	CB	6-2	200	05/13/92	26	4	Miami (Fla.)	Montgomery, Ala.	WV '17 (GB)	0/0/0/0
26	Jackson, Donte	CB	5-10	180	11/08/95	22	R	Louisiana State	Metarie, La.	D2 '18	0/0/0/0
42	Jones, Colin	S	6-0	205	10/27/87	30	8	TCU	Bridgeport, Texas	TR '12 (SF)	0/0/0/0
32	Luke, Cole	CB	5-11	200	06/30/95	23	2	Notre Dame	Chandler, Ariz.	FA '17	0/0/0/0
41	Munnerlyn, Captain	CB	5-9	195	04/10/88	30	10	South Carolina	Mobile, Ala.	UFA '17 (MIN)	0/0/0/0
21	Searcy, Da'Norris	S	5-11	205	11/16/88	29	8	North Carolina	Decatur, Ga.	FA '18	0/0/0/0
27	Seymour, Kevon	CB	6-0	185	11/30/93	24	3	Southern California	Pasadena, Calif.	TR '17 (BUF)	0/0/0/0
37	Southward, Dezmen	S	6-2	208	10/01/91	26	3	Wisconsin	Fort Lauderdale, Fla.	FA '16	0/0/0/0

WON 3, LOST 0				* RUSHING				No.	Yds	Avg	Long	TD								
08/09 W 28-23	at Buffalo			61,726	McCaffrey			21	151	7.2	71t	2								
08/17 W 27-20	Miami			72,200	Barner			9	77	8.6	27	0								
08/24 W 25-14	New England			73,880	C. Anderson			14	70	5.0	18	1								
08/30	at Pittsburgh				Artis-Payne			18	34	1.9	10	1								
	Car.		Opp.		Newton			4	16	4.0	10	0								
TOTAL FIRST DOWNS				63	59	Heinicke			3	15	5.0	8	1							
Rushing				21	12	Hood			9	11	1.2	3t	1							
Passing				34	39	Bonnafon			4	6	1.5	2	0							
Penalty				8	8	Armah			2	4	2.0	2	0							
3rd Down: Made/Att				19/37	14/38	Gilbert			1	-1	-1.0	-1	0							
3rd Down Pct.				51.4	36.8	Allen			3	-5	-1.7	-1	0							
4th Down: Made/Att				1/1	1/4	TEAM			88	378	4.3	71t	6							
4th Down Pct.				100.0	25.0	OPPONENTS			61	263	4.3	34	3							
POSSESSION AVG.				30:59	29:01	* RECEIVING			No.	Yds	Avg	Long	TD							
TOTAL NET YARDS				1080	1036	Samuel			9	166	18.4	39	0							
Avg. Per Game				360.0	345.3	McCaffrey			8	73	9.1	18	0							
Total Plays				182	188	Olsen			5	49	9.8	16	0							
Avg. Per Play				5.9	5.5	D. Moore			4	75	18.8	32	0							
NET YARDS RUSHING				378	263	Funchess			4	54	13.5	28	0							
Avg. Per Game				126.0	87.7	C. Anderson			4	27	6.8	15	0							
Total Rushes				88	61	Wright			3	47	15.7	28	0							
NET YARDS PASSING				702	773	Frazier			3	42	14.0	26t	2							
Avg. Per Game				234.0	257.7	Thomas			3	37	12.3	27t	1							
Sacked/Yards Lost				4/30	4/20	D. Byrd			3	34	11.3	17	0							
Gross Yards				732	793	Duke			3	17	5.7	15	0							
Att./Completions				90/58	123/83	J. Jones			2	17	8.5	9	0							
Completion Pct.				64.4	67.5	Artis-Payne			2	13	6.5	11	0							
Had Intercepted				2	2	Vander Laan			1	22	22.0	22	0							
PUNTS/AVERAGE				12/44.8	11/47.4	Hood			1	21	21.0	21t	1							
NET PUNTING AVG.				12/41.5	11/36.9	Armah			1	15	15.0	15	0							
PENALTIES/YARDS				22/212	23/196	T. Smith			1	12	12.0	12	0							
FUMBLES/BALL LOST				3/0	4/1	Barner			1	11	11.0	11	0							
TOUCHDOWNS				10	5	TEAM			58	732	12.6	39	4							
Rushing				6	3	OPPONENTS			83	793	9.6	59	2							
Passing				4	2	* INTERCEPTIONS			No.	Yds	Avg	Long	TD							
Returns				0	0	Thompson			1	6	6.0	6	0							
* SCORE BY PERIODS				Q1	Q2	Q3	Q4	OT	PTS	Elder	1	0	0.0	0	0					
TEAM				19	10	16	35	0	80	TEAM	2	6	3.0	6	0					
OPPONENTS				13	16	3	25	0	57	OPPONENTS	2	40	20.0	39	0					
* SCORING				TD-Ru-Pa-Rt	K-PAT	FG	S	PTS	* PUNTING	No.	Yds	Avg	Net	TB	In	Lg	B			
Gano				0	0	0	0	8/ 8	4/ 5	0	20	Palardy	12	538	44.8	41.5	1	3	56	0
Frazier				2	0	2	0			0	12	TEAM	12	538	44.8	41.5	1	3	56	0
Hood				2	1	1	0			0	12	OPPONENTS	11	521	47.4	36.9	2	2	61	0
McCaffrey				2	2	0	0			0	12	* PUNT RETURNS	Ret	FC	Yds	Avg	Long	TD		
C. Anderson				1	1	0	0			0	6	Barner	2	0	29	14.5	19	0		
Artis-Payne				1	1	0	0			0	6	D. Moore	2	0	11	5.5	6	0		
Heinicke				1	1	0	0			0	6	D. Byrd	1	1	30	30.0	30	0		
Thomas				1																

* PASSING	Att	Cmp	Yds	Cmp%	Yds/Att	TD	TD%	Int	Int%	Long	Sack/Lost	Rating
Newton	38	26	315	68.4	8.29	1	2.6	1	2.6	28	2/ 16	91.4
Gilbert	26	15	162	57.7	6.23	2	7.7	0	0.0	26t	1/ 9	101.8
Heinicke	24	17	255	70.8	10.63	1	4.2	1	4.2	39	1/ 5	101.9
Allen	2	0	0	0.0	0.00	0	0.0	0	0.0	---	0/ 0	39.6
TEAM	90	58	732	64.4	8.13	4	4.4	2	2.2	39	4/ 30	95.2
OPPONENTS	123	83	793	67.5	6.45	2	1.6	2	1.6	59	4/ 20	83.8

WON 11, LOST 5							* RUSHING		No.	Yds	Avg	Long	TD
09/10 W 23- 3	at San Francisco		70,178	Newton		139	754	5.4	69	6			
09/17 W 9- 3	Buffalo		74,122	Stewart		198	680	3.4	60t	6			
09/24 L 13-34	New Orleans		73,775	McCaffrey		117	435	3.7	40	2			
10/01 W 33-30	at New England		65,878	Artis-Payne		18	95	5.3	43	1			
10/08 W 27-24	at Detroit		64,288	Samuel		4	64	16.0	31	0			
10/12 L 23-28	Philadelphia		74,373	Clay	LG	3	27	9.0	29	0			
10/22 L 3-17	at Chicago		61,256	Clay	TM	2	27	13.5	29	0			
10/29 W 17- 3	at Tampa Bay		58,545	Shepard		2	19	9.5	11	0			
11/05 W 20-17	Atlanta		74,244	Whittaker		7	18	2.6	8	0			
11/13 W 45-21	Miami		72,790	D. Byrd		1	12	12.0	12	0			
11/26 W 35-27	at N.Y. Jets		77,562	Anderson		2	-2	-1.0	-1	0			
12/03 L 21-31	at New Orleans		73,171	TEAM		490	2102	4.3	69	15			
12/10 W 31-24	Minnesota		73,728	OPPONENTS		353	1409	4.0	72	7			
12/17 W 31-24	Green Bay		74,447	* RECEIVING		No.	Yds	Avg	Long	TD			
12/24 W 22-19	Tampa Bay		71,463	McCaffrey		80	651	8.1	37	5			
12/31 L 10-22	at Atlanta		74,141	Funchess		63	840	13.3	44	8			
	Car.	Opp.		Benjamin	TM	32	475	14.8	43	2			
TOTAL FIRST DOWNS	320	282		Dickson		30	437	14.6	64	1			
Rushing	121	69		Shepard		17	202	11.9	40t	1			
Passing	167	187		Olsen		17	191	11.2	30t	1			
Penalty	32	26		Samuel		15	115	7.7	23	0			
3rd Down: Made/Att	93/222	78/206		D. Byrd		10	105	10.5	31	2			
3rd Down Pct.	41.9	37.9		Bersin		8	128	16.0	27	0			
4th Down: Made/Att	5/11	7/20		Stewart		8	52	6.5	21	1			
4th Down Pct.	45.5	35.0		Clay	LG	6	85	14.2	28	0			
POSSESSION AVG.	32:17	27:43		Clay	TM	5	57	11.4	15	0			
TOTAL NET YARDS	5179	5074		Whittaker		5	47	9.4	28t	1			
Avg. Per Game	323.7	317.1		Manhertz		2	17	8.5	11	0			
Total Plays	1026	953		Artis-Payne		1	2	2.0	2	0			
Avg. Per Play	5.0	5.3		TEAM		293	3319	11.3	64	22			
NET YARDS RUSHING	2102	1409		OPPONENTS		351	3969	11.3	70	25			
Avg. Per Game	131.4	88.1		* INTERCEPTIONS		No.	Yds	Avg	Long	TD			
Total Rushes	490	353		Kuechly		3	23	7.7	23	0			
NET YARDS PASSING	3077	3665		Adams		2	42	21.0	40	0			
Avg. Per Game	192.3	229.1		Bradberry		2	3	1.5	3	0			
Sacked/Yards Lost	35/242	50/304		Worley		2	0	0.0	0	0			
Gross Yards	3319	3969		C. Jones		1	10	10.0	10	0			
Att./Completions	501/293	550/351		TEAM		10	78	7.8	40	0			
Completion Pct.	58.5	63.8		OPPONENTS		16	249	15.6	76t	1			
Had Intercepted	16	10		* PUNTING		No.	Yds	Avg	Net	TB	In	Lg	B
PUNTS/AVERAGE	71/46.0	69/46.2		Palardy		71	3269	46.0	42.4	4	25	63	0
NET PUNTING AVG.	71/42.4	69/41.6		TEAM		71	3269	46.0	42.4	4	25	63	0
PENALTIES/YARDS	83/682	101/867		OPPONENTS		69	3187	46.2	41.6	0	24	66	0
FUMBLES/BALL LOST	19/6	19/11		* PUNT RETURNS</									

CAROLINA PANTHERS 2017 REGULAR SEASON DEFENSIVE STATISTICS (coaches film review)

PLAYER	TACKLES			SACKS	QBP	FF	FR	INT	YDS	PD	TD
	TOTAL	SOLO	ASSIST								
Luke Kuechly	134	108	26	1.5	6	1	3	3	23	4	1
Thomas Davis	88	66	23	2.5	8	-	1	-	-	-	-
Kurt Coleman	77	69	8	-	-	-	1	-	-	3	-
Shaq Thompson	75	56	19	2.0	6	-	-	-	-	1	-
Mike Adams	75	68	7	-	-	1	2	2	42	10	-
James Bradberry	74	66	8	1.0	-	2	-	2	3	12	-
Daryl Worley	72	63	9	-	-	-	-	2	0	7	-
Kawann Short	53	40	13	7.5	29	2	1	-	-	1	-
Mario Addison	50	35	15	11.0	44	2	-	-	-	-	-
Julius Peppers	33	27	6	11.0	20	2	2	-	-	-	-
Captain Munnerlyn	30	24	6	2.0	6	-	-	-	-	5	-
Star Lotulelei	26	15	11	1.5	11	-	1	-	-	-	-
Colin Jones	21	14	7	-	-	-	-	1	10	2	-
Kevon Seymour	18	18	0	-	-	-	-	-	-	5	-
Charles Johnson	17	9	8	-	13	-	-	-	-	1	-
Wes Horton	17	13	4	5.5	10	3	-	-	-	-	-
David Mayo	16	10	6	-	-	-	-	-	-	1	-
Kyle Love	16	10	6	3.5	10	-	-	-	-	-	-
Vernon Butler	14	10	4	-	11	-	-	-	-	1	-
Jairus Byrd	13	12	1	-	-	-	-	-	-	-	-
Bryan Cox, Jr.	5	4	1	-	6	-	1	-	-	-	-
Demetrius Cox	3	3	0	-	-	-	-	-	-	-	-

CAROLINA PANTHERS 2017 REGULAR SEASON SPECIAL TEAMS STATISTICS

PLAYER	TACKLES	FF	FR	BLK
David Mayo	8	-	-	-
Russell Shepard	7	-	-	-
Ben Jacobs	5	-	-	-
Cameron Artis-Payne	5	-	-	-
Colin Jones	4	-	-	-
Kevon Seymour	4	-	-	-
Andrew Gachkar	4	-	-	-
Jared Norris	3	-	-	-
Shaq Thompson	3	1	-	-
Fozzy Whittaker	2	-	-	-
Daryl Worley	1	-	-	-
Damiere Byrd	1	-	-	-
Andrew Gachkar	1	-	-	-
Alex Armah	1	-	-	-
Brenton Bersin	1	-	-	-
J.J. Jansen	1	-	-	-
Kaelin Clay	1	-	-	-
Jairus Byrd	1	-	-	-
Kawann Short	-	-	-	1

WON 0, LOST 1										* RUSHING										No.		Yds		Avg		Long		TD			
01/07 L 26-31		at New Orleans				73,186		Stewart		11		51		4.6		29		0													
		Car.				Opp.		Newton		8		37		4.6		10		0													
TOTAL FIRST DOWNS										24		21		McCaffrey		6		16		2.7		7		0							
Rushing										5		3		Whittaker		1		3		3.0		3		0							
Passing										16		17		TEAM		26		107		4.1		29		0							
Penalty										3		1		OPPONENTS		22		41		1.9		7		2							
3rd Down: Made/Att										8/17		2/8		* RECEIVING		No.		Yds		Avg		Long		TD							
3rd Down Pct.										47.1		25.0		Olsen		8		107		13.4		24		1							
4th Down: Made/Att										1/2		0/1		McCaffrey		6		101		16.8		56t		1							
4th Down Pct.										50.0		0.0		Funchess		4		79		19.8		24		0							
POSSESSION AVG.										33:49		26:11		Clay LG		3		32		10.7		21		0							
TOTAL NET YARDS										413		410		Clay TM		3		32		10.7		21		0							
Avg. Per Game										413.0		410.0		Bersin		2		27		13.5		19		0							
Total Plays										71		56		Dickson		1		3		3.0		3		0							
Avg. Per Play										5.8		7.3		TEAM		24		349		14.5		56t		2							
NET YARDS RUSHING										107		41		OPPONENTS		23		376		16.3		80t		2							
Avg. Per Game										107.0		41.0		* INTERCEPTIONS		No.		Yds		Avg		Long		TD							
Total Rushes										26		22		Adams		1		1		1.0		1		0							
NET YARDS PASSING										306		369		TEAM		1		1		1.0		1		0							
Avg. Per Game										306.0		369.0		OPPONENTS		0		0		---		---		0							
Sacked/Yards Lost										4/43		1/7		* PUNTING		No.		Yds		Avg		Net		TB		In		Lg		B	
Gross Yards										349		376		Palardy		3		145		48.3		42.7		0		1		53		0	
Att./Completions										41/24		33/23		TEAM		3		145		48.3		42.7		0		1		53		0	
Completion Pct.										58.5		69.7		OPPONENTS		4		183		45.8		43.0		0		1		57		0	
Had Intercepted										0		1		* PUNT RETURNS		Ret		FC		Yds		Avg		Long		TD					
PUNTS/AVERAGE										3/48.3		4/45.8		Clay LG		2		1		11		5.5		12		0					
NET PUNTING AVG.										3/42.7		4/43.0		Clay TM		2		1		11		5.5		12		0					
PENALTIES/YARDS										2/18		7/96		McCaffrey		0		1		0		---		---		0					
FUMBLES/BALL LOST										1/0		1/0		TEAM		2		2		11		5.5		12		0					
TOUCHDOWNS										2		4		OPPONENTS		2		1		17		8.5		11		0					
Rushing										0		2		* KICKOFF RETURNS		No.		Yds		Avg		Long		TD							
Passing										2		2		* FIELD GOALS		1-19		20-29		30-39		40-49		50+							
Returns										0		0		Gano		0/ 0		2/ 3		1/ 1		0/ 0		1/ 1							
* SCORE BY PERIODS										Q1		Q2		Q3		Q4		OT		PTS		TEAM		0/ 0		2/ 3		1/ 1		0/ 1	
TEAM										0		9		3		14		0		26		OPPONENTS		0/ 0		0/ 0		0/ 0		1/ 1	
OPPONENTS										7		14		3		7		0		31		Gano: (25N, 27G, 39G, 58G, 29G)									
* SCORING										TD-Ru-Pa-Rt		K-PAT		FG		S		PTS		TM: (25N, 27G, 39G, 58G, 29G)											
Gano										0		0		0																	

* PASSING	Att	Cmp	Yds	Cmp%	Yds/Att	TD	TD%	Int	Int%	Long	Sack/Lost	Rating
Newton	40	24	349	60.0	8.73	2	5.0	0	0.0	56t	4/ 43	105.1
Anderson	1	0	0	0.0	0.00	0	0.0	0	0.0	---	0/ 0	39.6
TEAM	41	24	349	58.5	8.51	2	4.9	0	0.0	56t	4/ 43	102.6
OPPONENTS	33	23	376	69.7	11.39	2	6.1	1	3.0	80t	1/ 7	115.2

CAROLINA PANTHERS 2017 POSTSEASON DEFENSIVE STATISTICS (coaches film review)

PLAYER	TACKLES			SACKS	QBP	FF	FR	INT	YDS	PD	TD
	TOTAL	SOLO	ASSIST								
James Bradberry	8	8	0	0.0	0	0	0	0	0	0	0
Luke Kuechly	7	6	1	0.0	1	0	0	0	0	0	0
Shaq Thompson	7	6	1	0.0	0	0	0	0	0	0	0
Thomas Davis	5	5	0	0.0	1	0	0	0	0	0	0
Mike Adams	4	3	1	0.0	0	0	0	0	0	0	0
Daryl Worley	4	4	0	0.0	0	0	0	0	0	1	0
Kawann Short	3	3	0	1.0	1	0	0	0	0	0	0
Kurt Coleman	3	1	2	0.0	0	0	0	0	0	1	0
Bryan Cox, Jr.	1	1	0	0.0	0	0	0	0	0	0	0
LaDarius Gunter	1	1	0	0.0	0	0	0	0	0	0	0
Star Lotulelei	1	1	0	0.0	1	0	0	0	0	0	0
Captain Munnerlyn	1	1	0	0.0	0	0	0	0	0	0	0
Julius Peppers	1	0	1	0.0	0	0	0	0	0	0	0

CAROLINA PANTHERS 2017 POSTSEASON SPECIAL TEAMS STATISTICS

PLAYER	TACKLES	FF	FR	BLK
Andrew Gachkar	1	-	-	-
Fozzy Whittaker	1	-	-	-

Kiante Anderson

Defensive End
1st NFL Season

East Carolina
1st with Panthers

6-4 • 255 • 5/27/95
FA '18

TRANSACTIONS: Signed as an undrafted free agent with Tampa Bay (7/24/18)...Waived by Tampa Bay (8/11/18)...Signed as a free agent with Carolina (8/15/18).

COLLEGE

Played in 18 games over two seasons of action with East Carolina after transferring from Division II St. Augustine's (Raleigh, N.C.)...Totaled 34 tackles in 2017, including 4.0 sacks...Tallied two forced fumbles and one fumble recovery...In 2016, made 20 tackles with 4.5 coming for loss.

PERSONAL

Went to South Central High School in Greenville, N.C.

Adam Bisnowaty

Tackle
1st NFL Season

Pittsburgh
1st with Panthers

6-6 • 307 • 12/14/93
WV '18 (Det)

TRANSACTIONS: Drafted in the sixth round (200th overall) of the 2017 Draft by the New York Giants (4/29/17)...Waived by the New York Giants (9/2/17)...Signed to New York Giants practice squad (9/3/17)...Signed to active roster by New York Giants (12/30/17)...Waived by the New York Giants (5/14/17)...Claimed off waivers by Detroit (5/15/18)...Waived by Detroit (7/31/18)...Claimed off waivers by Carolina (8/1/18)

GP/GS: Career (1/1): 2017 (1/1)

2017

Signed to New York Giants practice squad after being waived at end of preseason...Signed to active roster and started at right tackle for Giants vs. Redskins (12/31/17)...Helped Giants rush for 260 yards, tying for the sixth-highest total in franchise history.

COLLEGE

Four-year starter at left tackle for Pitt...Started 43 of his 45 career games played...Two-time All-ACC First Team selection in 2015 and 2016...Named to the All-ACC Academic Team all four years at Pitt...Runner-up for ACC coaches' Jacobs Blocking Trophy...Selected to Senior Bowl

PERSONAL

Went to Fox Chapel High School in Pittsburgh, Pa.

Alex Carter

Defensive Back
1st NFL Season

Stanford
1st with Panthers

6-0 • 200 • 10/19/94
FA '18

TRANSACTIONS: Drafted in the third round by Detroit in 2015 (5/1/15)...Placed on injured reserve with Detroit (9/7/15)...Waived by Detroit (9/3/16)...Signed to Detroit practice squad (9/4/16)...Signed to active roster (12/24/16)...Waived by Detroit (9/2/17)...Signed to New England practice squad (10/9/17)...Released from New England practice squad (10/12/17)...Signed to Seattle practice squad (11/14/17)...Released from Seattle practice squad (11/21/17)...Signed to Chicago practice squad (11/28/17)...Released from Chicago practice squad (12/12/17)...Signed to Seattle practice squad (12/19/17)...Signed as a reserve future with Seattle (1/2/18)...Waived by Seattle (8/2/18)...Signed as a free agent by Carolina (8/12/18).

GP/GS: Career (1/0): 2016 (1/0)

2017

Spent time on New England, Chicago and Seattle practice squads...Did not play in a game.

COLLEGE

Played in 40 games in three seasons with Stanford...Left after junior season...Finished career with 104 tackles, 16 passes defended, two interceptions and one forced fumble...In 2014, was All-Pac-12 honorable mention, named to Bednarik Award and Nagurski Award watch lists...Started 12 of 13 games with 41 tackles, nine passes defended and one interception.

PERSONAL

Went to Briar Woods High School in Ashburn, Va.

Jason Reese

Tight End
1st NFL Season

Missouri
1st with Panthers

6-5 • 250 • 9/9/95
FA '18

TRANSACTIONS: Signed as an undrafted free agent with Tampa Bay (5/11/18)...Waived by Tampa Bay (8/11/18)...Signed as a free agent with Carolina (8/19/18).

COLLEGE

Played in 18 games in his college career after redshirting his freshman season...Totaled five touchdown catches...In 2017, caught five passes with three going for touchdowns...Averaged 26.8 yards per catch...Had his career-best year in 2015, totaling 15 receptions for 126 yards.

PERSONAL

Went to Trinity High School in Euless, Texas.

Cam Serigne

Tight End
1st NFL Season

Wake Forest
1st with Panthers

6-3 • 240 • 8/6/94
FA '18

TRANSACTIONS: Signed as an undrafted free agent by Carolina (7/25/18).

GP/GS: Career (0/0)

COLLEGE

Played four seasons for Wake Forest...Totaled 2,075 career receiving yards on 174 catches for 21 receiving touchdowns...Finished career as ACC's all-time leader in touchdown receptions by a tight end...Finished as Wake Forest's all-time leader in receptions, receiving yards and receiving touchdowns by a tight end...Was an All-ACC first team honoree in his senior season in 2017, logging a career-best nine receiving touchdowns which ranked second in the ACC, while tallying 556 receiving yards...Earned All-ACC honorable mention in 2015 as he had a career-best 562 receiving yards...Led the Demon Deacons in receiving in his redshirt-freshman season in 2014, setting program records for receptions by a freshman (54) and tight end.

PERSONAL

Went to Briar Woods High School in Ashburn, Va.