




***UPDATED
PLAYER
BIOGRAPHIES***

QUARTERBACKS



TAYLOR HEINICKE

Ht: 6-1 Wt: 210 Exp: 3
 Old Dominion Aqd: WV '18 (Hou)
 Career GP/GS: (1/0) [0/0]



CAM NEWTON

Ht: 6-5 Wt: 245 Exp: 8
 Auburn Aqd: D1 '11
 Career GP/GS: (109/108) [7/7]

HEINICKE CAREER STATISTICS

YR	Team	GP/GS	ATT	CMP	PCT	YDS	TD	INT	LNG	RSH	YDS	TD	RTG	SK/YDS
2017	Houston	1/0	1/1	1	100.0	10	0	0	10	0	2	0	108.3	1/16
Total		1/0	1/1	1	100.0	10	0	0	10	0	2	0	108.3	1/16

2017

- Signed with Houston in 2017 after spending time on the New England practice squad...Active for three games, serving as the backup quarterback and seeing action in one game.

NEWTON CAREER STATISTICS

YR	Team	GP/GS	ATT	CMP	PCT	YDS	TD	INT	LNG	RSH	YDS	TD	RTG	SK/YDS
2011	Carolina	16/16	517	310	60.0	4051	21	17	91	126	706	14	84.5	35/260
2012	Carolina	16/16	485	280	57.7	3869	19	12	82	127	741	8	86.2	36/244
2013	Carolina	16/16	473	292	61.7	3379	24	13	79	111	585	6	88.8	43/336
2014	Carolina	14/14	448	262	58.5	3127	18	12	51	103	539	5	82.1	38/300
2015	Carolina	16/16	495	296	59.8	3837	35	10	74	132	636	10	99.4	33/284
2016	Carolina	15/14	510	270	52.9	3509	19	14	88	90	359	5	75.8	36/277
2017	Carolina	16/16	492	291	59.1	3302	22	16	64	139	754	6	80.7	35/242
Total		109/108	3420	2001	58.5	25074	158	94	91	828	4320	54	85.3	256/1943

RUSHING

YR	Team	Att	Yds	Avg	Lg	TD
2011	Carolina	126	706	5.6	49t	14
2012	Carolina	127	741	5.8	72t	8
2013	Carolina	111	585	5.3	56	6
2014	Carolina	103	539	5.2	22	5
2015	Carolina	132	636	4.8	47	10
2016	Carolina	90	359	4.0	28	5
2017	Carolina	139	754	5.4	69	6
Totals		828	4320	5.2	72t	54

ADDITIONAL STATISTICS

RECEIVING: 2011 (1 rec-27 yds); 2012 (0 rec-6 yds).

NFL RANKINGS

- 54 rushing touchdowns are the most by a quarterback since the 1970 NFL-AFL merger.
- Only active player to lead an NFL franchise in both career touchdown passes (158) and rushing touchdowns (54).
- Ranks third all-time in rushing yards by a quarterback in NFL history with 4,320 yards, trailing only Michael Vick (6,109) and Randall Cunningham (4,928).
- 54 rushing touchdowns are the third-most by any player in the NFL since entering the league in 2011.
- First player in NFL history to have at least 25,000 passing yards and 4,000 rushing yards in first seven seasons.
- Only active player in the NFL with five or more rushing touchdowns in each of the last seven seasons.
- Only player in NFL history to have at least six seasons with 3,000 or more passing yards and 500 or more rushing yards at any point in a career.
- Ranks second in NFL history for the most total yards through a quarterback's first seven seasons with 29,394 total yards (25,074 passing, 4,320 rushing).
- One of three players in NFL history, along with Peyton Manning (Indianapolis Colts, 1998-2004) and Andy Dalton (Cincinnati Bengals, 2011-17) to have at least 3,000 passing yards in each of the first seven seasons.
- In 2015, became the first player in NFL history with at least 30 passing touchdowns (35) and 10 rushing touchdowns (10) in a single season.
- Became the first player in NFL history with 300 or more passing yards, five or more passing touchdowns and 100 or more rushing yards in a single game at New York Giants (12/20/15).
- One of two quarterbacks (Michael Vick) in NFL history with three 700-yard rushing seasons in a career.
- Scored 28 total touchdowns in 2017 (22 passing, 6 rushing) to push career total to 212 total touchdowns, the third-most through any NFL quarterback's first seven seasons.

(NEWTON NFL RANKINGS CONTINUED)

- Established a single-season NFL record for rushing touchdowns by a quarterback with 14 in 2011.
- Holds NFL record for most career games with at least one passing touchdown and one rushing touchdown with 37 games.
- Has recorded six games with at least three passing touchdowns and one rushing touchdown, tied for most in NFL history.
- Holds NFL-record with four career games with at least 200 passing yards, multiple touchdown passes, 80 rushing yards and a touchdown run.
- 35 combined touchdowns (21 passing, 14 rushing) in 2011 were the most by a rookie quarterback in NFL history.
- In 2011, became the first player in NFL history to pass for 4,000 yards and rush for at least 500 yards in a single season.

FRANCHISE RANKINGS

- Panthers' all-time leader in passing yards (25,074), passing touchdowns (158), pass attempts (3,420), pass completions (2,001), 300-yard passing games (16) and wins by a quarterback (62).
- 54 rushing touchdowns are the most in franchise history.
- Became first player in Panthers history to be selected as AP NFL Most Valuable Player in 2015.
- Holds franchise single-game records for passing yards with 432 (vs. Green Bay 9/18/11)...Passer rating with 153.3 (vs. Atlanta 12/13/15)...Longest completion with a 91-yard touchdown to wide receiver Brandon LaFell (vs. Tampa Bay 12/24/11).
- 181 consecutive passes without an interception are the most in team history, breaking the previous record of 176 attempts, also set by Newton...Streak began in first quarter at New Orleans (12/6/15) and ended in the fourth quarter at Denver (9/8/16).
- Set a team record with a 7.98-yard average passing gain in 2012, surpassing the previous mark of 7.94 yards by Jake Delhomme in 2008.
- Set the team record for the lowest interception percentage of 2.02 percent in 2015.
- Holds every franchise single-game, season and career rushing record for a quarterback, including yards, rushing average, touchdowns and longest rush.
- His 61.73 completion percentage in 2013 ranks as the second-highest completion percentage in team history behind Steve Beuerlein's record 62.97 in 1998.
- Ranks third in franchise history with 4,320 rushing yards.

POSTSEASON FRANCHISE RANKINGS

- Set the franchise postseason record for most passing yards in a single-game with 349 yards at New Orleans (1/7/18)...Completed 24 passes in that same game, tying Jake Delhomme (at Chicago, 1/15/06) for the most completions in a single game.
- Holds Panthers' record for most completions in postseason history with 134.

HONORS

- AP NFL MVP (2015)
- AP Offensive Player of the Year (2015)
- AP First-Team All-Pro (2015)
- 3x Pro Bowl (2015, 2013, 2011)
- 7x NFC Offensive Player of the Week (2017: 10; 2015: 9, 11, 13, 15, 17; 2011: 13)
- PFWA MVP (2015)
- PFWA Offensive Player of the Year (2015)
- PFWA All-NFL (2015)
- PFWA All-NFC (2015)
- Sporting News Offensive Player of the Year (2015)
- Sporting News All-Pro (2015)
- Sports Illustrated MVP (2015)
- Maxwell Club – Player of the Year (2015)
- AP Offensive Rookie of the Year (2011)
- Pepsi NFL Rookie of the Year (2011)
- NFL 101 NFC Offensive Player of the Year (2011)
- Pro Football Weekly/PFWA All-Rookie (2011)
- Pro Football Weekly/PFWA Rookie of the Year (2011)
- Sporting News Rookie of the Year (2011)
- Sports Illustrated Offensive Rookie of the Year (2011)
- NFC Offensive Rookie of the Month (2011 September)

2017

- Started every game for Carolina in 2017, finishing with 3,302 passing yards, 22 touchdowns and 16 interceptions, while completing 291-of-492 passes for a 80.7 passer rating...Led the Panthers in rushing yards with a career-high 754 yards on ground, including six touchdowns.
- Scored once on the ground at New England (10/1/17), becoming the first quarterback in NFL history to reach 50 rushing touchdowns...Tallied sixth career game with three passing touchdowns and one rushing touchdown, tied for most in NFL history...First career game with 300 or more passing yards while completing at least 75 percent of his passes.
- Earned NFC Offensive Player of the Week honors after completing 21-of-35 passes for 254 yards and four touchdowns...Led a Carolina offense that set a franchise record of 548 total net yards against Miami (11/13/17)...Surpassed the 4,000-yard rushing milestone after running for 95 yards and one touchdown vs. Miami (11/13/17) and became the only player to have at least five rushing touchdowns in every season since 2011.
- Became first quarterback in NFL history with two 60+ yard runs in the same season in Week 14 vs. Minnesota (12/10/17).

SINGLE-GAME CAREER HIGHS

PASS ATTEMPTS	52	vs. Philadelphia (10/12/17)
PASS COMPLETIONS	29	at Cincinnati (10/12/14)
COMPLETION PCT (min 20)	84.0	at Tennessee (11/15/15)
PASSING YARDS	432	vs. Green Bay (9/18/11)
PASSING TDS	5	3x, last at New York Giants (12/20/15)
INTERCEPTIONS	4	at Detroit (11/20/11)
LONG PASS	91T	vs. Tampa Bay (12/24/11)
RUSH ATTEMPTS	17	at Cincinnati (10/12/14)
RUSHING YARDS	116	vs. Atlanta (12/9/12)
RUSHING TDS	3	at Tampa Bay (12/4/11)
LONG RUSH	72T	vs. Atlanta (12/19/12)
TOTAL RUSH/PASS YARDS	440	2x, last at New York Giants (12/20/15)
TOTAL RUSH/PASS TDS	5	3x, last at New York Giants (12/20/15)

RUNNING BACKS



**C.J.
ANDERSON**

Ht: 5-8 Wt: 225 Exp: 6
California Aqd: FA '18
Career GP/GS: (58/36) [5/2]

ANDERSON CAREER STATISTICS

YR	Team	GP	Att	Yds	Avg	Lg	TD	No	Yds	Avg	Lg	TD
2013	Denver	5/0	7	38	5.4	11	0	0	0	0	0	0
2014	Denver	15/7	179	849	4.7	27	8	34	324	9.5	51t	2
2015	Denver	15/6	152	720	4.7	48t	5	25	183	7.3	27	0
2016	Denver	7/7	110	437	4.0	28	4	16	128	8.0	25t	1
2017	Denver	16/16	245	1,007	4.1	40	3	28	224	8	25	1
Totals		58/36	693	3,051	4.4	48	20	103	859	8.3	51	4

HONORS

- Pro Bowl (2014)
- 2x AFC Offensive Player of the Week (2015 – Week 12), (2014 – Week 17)

2017

- Started all 16 games for Denver in 2017 and tallied first career 1,000-yard rushing season as he amassed 1,007 rushing yards, ranking ninth in the NFL...Scored three rushing touchdowns and added one receiving touchdown.

SINGLE-GAME CAREER HIGHS

RUSHES	32	at Kansas City (11/30/14)
RUSHING YARDS	168	at Kansas City (11/30/14)
RUSHING TOUCHDOWNS	3	2x, last vs. Oakland (12/28/14)
LONGEST RUSH	48t	vs. New England (11/29/15)
RECEPTIONS	8	2x, last at Cincinnati (12/22/14)
RECEIVING YARDS	86	at St. Louis (11/16/14)
RECEIVING TOUCHDOWNS	1	4x, last vs. Dallas (9/17/17)
LONGEST RECEPTION	51t	at Oakland (11/9/14)



**CAMERON
ARTIS-PAYNE**

Ht: 5-10 Wt: 215 Exp: 4
Auburn Aqd: Db5 '15
Career GP/GS: (23/3) [2/0]

ARTIS-PAYNE CAREER STATISTICS

YR	Team	G/GS	RSH	YDS	AVG	LNG	TD	REC	YDS	AVG	LNG	TD
2015	Carolina	7/0	45	183	4.1	31	1	5	58	11.6	20	0
2016	Carolina	3/3	36	144	4.0	14	2	1	11	11.0	11	0
2017	Carolina	13/0	18	95	5.3	43	1	1	2	2.0	2	0
Total		23/3	99	422	4.3	43	4	7	71	10.1	20	0

2017

- Played in 13 games in 2017...Recorded 95 rushing yards and one touch-down on 18 carries...Added one reception for two yards.
- Recorded a career-long 43-yard rush vs. Miami (11/13/17)...Finished the game with 68 rushing yards, the second-highest single-game total of his career.

SINGLE-GAME CAREER HIGHS

RUSH ATTEMPTS	18	vs. Tampa Bay (10/10/16)
RUSHING YARDS	85	vs. Tampa Bay (10/10/16)
LONG RUSH	43	vs. Miami (11/13/17)
RUSHING TDS	2	vs. Tampa Bay (10/10/16)
RECEPTIONS	2	2x, last vs. Tampa Bay (1/3/15)
RECEIVING YARDS	34	at New York Giants (12/20/15)



**ALEX
ARMAH**

Ht: 6-2 Wt: 255 Exp: 2
West Georgia Aqd: D6 '17
Career GP/GS: (9/0) [1/0]

ARMAH CAREER STATISTICS

YR	Team	G/GS	RSH	YDS	AVG	LNG	TD	REC	YDS	AVG	LNG	TD
2017	Carolina	9/0	0	0	0.0	0	0	0	0	0	0	0
Total		9/0	0	0	0.0	0	0	0	0	0	0	0

2017

- Saw action in nine games during his rookie season in 2017, primarily on special teams...Played on multiple special teams units and saw limited action as a fullback...Registered one special teams tackle.
- Made NFL debut vs. New Orleans (9/24/17).



CHRISTIAN McCAFFREY

Ht: 5-11 Wt: 205 Exp: 2
Stanford Aqd: D1 '17
Career GP/GS: (16/10) [1/1]

NFL RANKINGS

- Became first rookie running back in NFL history with at least 70 receptions and five receiving touchdowns in Week 15.
- His 80 receptions in 2017 ranked fourth in NFL history among rookie running backs.
- Finished second in NFL in 2017 for receptions (80) and receiving yards (651) by a rookie running back, earning a nod as a finalist for the NFL Rookie of the Year award.

FRANCHISE RANKINGS

- Set Panthers single-season records for most receptions (80), receiving yards (651) and receiving touchdowns (5) by a running back in a single season.
- Set Panthers rookie single-season records for most receptions (80), scrimmage yards (1,086), yards after catch (593) and first downs (57).
- His 101-yard receiving game against New Orleans (9/24/17) tied single-game franchise record for most receiving yards by a running back.
- His 10 receptions against Philadelphia (10/12/17) were most by a running back or rookie in single game in franchise history.
- Finished third in franchise history for all-purpose yards (1,306) in a rookie season and third in receiving yards (651) in a rookie season.
- Set franchise records for most scrimmage yards (117), receiving yards (101) and longest reception (56) by a rookie in a playoff game (at New Orleans 1/7/18), while receiving yards and TD reception were most by any franchise running back in a playoff game.

2017

- Played all 16 games with 10 starts in rookie campaign for Carolina in 2017...Tallied 1,306 all-purpose yards, third most among all rookies in franchise history...Finished 2017 with 435 rushing yards on 117 attempts (3.7 avg.), 651 receiving yards on 80 receptions and seven total touchdowns (two rushing, five receiving).
- Tallied first 100-yard receiving game against New Orleans (9/24/17), becoming first Panther running back with 100 receiving yards since Jonathan Stewart vs. Green Bay (9/18/11).
- Scored first career touchdown on a six-yard shovel pass at Detroit (10/8/17).
- Had career-best 136 yards from scrimmage against Green Bay (12/17/17), catching fifth touchdown.

McCAFFREY CAREER STATISTICS

YR	Team	G/GS	RSH	YDS	AVG	LNG	TD	REC	YDS	AVG	LNG	TD
2017	Carolina	16/10	117	432	3.7	40	2	80	651	8.1	37	5
Total		16/10	117	432	3.7	40	2	80	651	8.1	37	5

Punt Return Stats

YR	Team	No.	Yds.	Avg.	FC	Long	TD
2017	Carolina	22	162	7.4	9	25	0
Total		22	162	7.4	9	25	0

Kickoff Return Stats

YR	Team	No.	Yds.	Avg.	FC	Long	TD
2017	Carolina	3	58	19.3	0	21	0
Totals		3	58	19.3	0	21	0

SINGLE-GAME CAREER HIGHS

RUSH ATTEMPTS	15	vs. Atlanta (11/5/17)
RUSHING YARDS	66	vs. Atlanta (11/5/17)
LONG RUSH	40	at New York Jets (11/26/17)
RUSHING TDS	1	2x, last vs. Miami (11/13/17)
RECEPTIONS	10	vs. Philadelphia (10/12/17)
RECEIVING YARDS	101	vs. New Orleans (9/24/17)
LONG RECEPTION	37	vs. New Orleans (9/24/17)
RECEIVING TDS	1	5x, last vs. Green Bay (12/17/17)
PUNT RETURNS	5	vs. Buffalo (9/17/17)
PUNT RETURN YARDS	35	vs. Philadelphia (10/12/17)
PUNT RETURN LONG	25	vs. Philadelphia (10/12/17)
KICKOFF RETURNS	3	at New England (10/1/17)
KICKOFF RETURN YARDS	58	at New England (10/1/17)
KICKOFF RETURN LONG	21	at New England (10/1/17)

WIDE RECEIVERS



DAMIERE BYRD

Ht: 5-9 Wt: 180 Exp: 3
South Carolina Aqd: FA '15
Career GP/GS: (9/3) [0/0]

BYRD CAREER STATISTICS

YR	Team	G/GS	REC	YDS	AVG	LNG	TD	RSH	YDS	AVG	LNG	TD
2016	Carolina	1/0	1	16	16.0	16	0	0	0	0.0	0	0
2017	Carolina	8/3	10	105	10.5	31	2	1	12	12.0	12	0
Totals		9/3	11	121	11.0	31	2	1	12	12.0	12	0

Kickoff Return Stats

YR	Team	No.	Yds.	Avg.	Long	TD
2016	Carolina	1	31	31.0	31	0
2017	Carolina	7	229	32.7	103t	1
Totals		8	260	32.5	103t	1

Punt Return Stats

YR	Team	No.	Yds.	Avg.	FC	Long	TD
2016	Carolina	0	0	0.0	0	0	0
2017	Carolina	1	9	9.0	0	9	0
Totals		1	9	9.0	0	9	0

FRANCHISE RANKINGS

- Recorded a 103-yard kickoff return for a touchdown against Tampa Bay (12/24/17), setting a new franchise record for longest kickoff return, besting Kealoha Pilares' 101-yard return against Detroit (11/20/11).

2017

- Set career-highs in every receiving category in 2017, playing in eight games with three starts...Spent nine total weeks on injured reserve (Weeks 5-12, 17) with arm and leg injuries.
- Finished the 2017 season with 10 receptions for 105 yards and two touchdowns, all single-season highs...Also tallied a team-high 229 kickoff return yards.
- Scored first career touchdown on a nine-yard pass from Cam Newton vs. Green Bay (12/17/17)...Added a second touchdown in the fourth quarter of the same game.

SINGLE-GAME CAREER HIGHS

RECEPTIONS	4	at Tampa Bay (10/4/15)
RECEIVING YARDS	54	at Tampa Bay (10/4/15)
RECEIVING TDS	1	at Green Bay (10/19/14)
LONG RECEPTION	30	at Tampa Bay (10/4/15)
KICKOFF RETURNS	3	vs. New Orleans (10/30/14)
KICKOFF RETURN YARDS	72	vs. Seattle (10/26/14)
LONG KICKOFF RETURN	49	vs. Seattle (10/26/14)
PUNT RETURNS	3	at Philadelphia (11/10/14)
PUNT RETURN YARDS	19	2x, last at Philadelphia (11/10/14)
LONG PUNT RETURN	18	vs. Tampa Bay (12/14/14)



DEVIN FUNCHESS

Ht: 6-4 Wt: 225 Exp: 4
Michigan Aqd: D2 '15
Career GP/GS: (47/28) [4/4]

FUNCHESS CAREER STATISTICS

YR	Team	G/GS	REC	YDS	AVG	LNG	TD	RSH	YDS	AVG	LNG	TD
2015	Carolina	16/5	31	473	15.3	52	5	0	0	0.0	0	0
2016	Carolina	15/7	23	371	16.1	48	4	0	0	0.0	0	0
2017	Carolina	16/16	63	840	24.0	44	8	0	0	0.0	0	0
Totals		47/28	117	1684	14.4	52	17	0	0	0.0	0	0

2017

- Started every game for Carolina in 2017, leading the team in receiving yards (840) and receiving touchdowns (eight).
- Finished 2017 with career highs in receptions (63), receiving yards (840) and receiving touchdowns (eight).
- Recorded first-career multi-touchdown game with two scores at New England (10/1/17).
- Posted second multi-touchdown game on Monday Night Football vs. Miami (11/13/17).
- Tied career-high seven receptions for 108 yards at New York Jets (11/26/17).

SINGLE-GAME CAREER HIGHS

RECEPTIONS	7	4x, last at New York Jets (11/26/17)
RECEIVING YARDS	120	vs. Tampa Bay (1/3/16)
LONG RECEPTION	52	vs. Green Bay (11/8/15)
RECEIVING TDS	2	2x, last vs. Miami (11/13/17)
LONG TD RECEPTION	38	vs. Kansas City (11/13/16)



DJ MOORE

Ht: 6-0 Wt: 210 Exp: R
 Maryland Aqd: D1 '18
 Career GP/GS: (0/0) [0/0]

Drafted by the Carolina Panthers in the first round of the 2018 Draft (24th overall).

COLLEGE

- Played in 36 games in three seasons.
- Finished fifth in Maryland history in receptions (146), sixth in receiving yards (2,027) and fourth in touchdown receptions (17).
- In 2017, earned Phil Steele All-America Second Team honors and was the Big Ten Receiver of the Year and All-Big Ten First Team selection.
- Set a Maryland record with 80 receptions in 2017 while accumulating 1,033 receiving yards, good for third in Maryland history...Totaled eight touchdown receptions, tying for fourth all-time in Maryland history for a single season.
- In 2016, Moore started all 13 games and led the team in receiving yards with 637 and receiving touchdowns with six...Averaged 15.5 yards per catch.
- Helped Maryland advance to the 2016 Quick Lane Bowl.
- In 2015, appeared in all 12 games, closing the season with 10 consecutive starts...Tied for team lead with three TD receptions and ranked second in catches (25) and yards (357)...His three TD catches were the most for a Maryland true freshman since Stefon Diggs in 2012.



CURTIS SAMUEL

Ht: 5-11 Wt: 195 Exp: 2
 Ohio State Aqd: D2 '17
 Career GP/GS: (9/4) [0/0]

SAMUEL CAREER STATISTICS

YR	Team	G/GS	REC	YDS	AVG	LNG	TD	RSH	YDS	AVG	LNG	TD
2017	Carolina	9/4	15	115	7.7	23	0	4	64	16.0	31	0
Total		9/4	15	115	7.7	23	0	4	64	16.0	31	0

Kickoff Return Stats

YR	Team	No.	Yds.	Avg.	Long	TD
2017	Carolina	10	221	22.1	33	0
Total		10	221	22.1	33	0

2017

- Played in nine games with four starts in 2017 for Carolina before ending the season on injured reserve with an ankle injury.
- Tallied 115 receiving yards, 64 rushing yards and 221 kickoff return yards in 2017.

SINGLE-GAME CAREER HIGHS

RECEPTIONS	5	vs. Miami (11/13/17)
RECEIVING YARDS	45	vs. Miami (11/13/17)
LONG RECEPTION	23	vs. Miami (11/13/17)
RUSH ATTEMPTS	1	4x, last vs. Atlanta (11/15/17)
RUSHING YARDS	31	vs. New Orleans (9/24/17)
RUSHING LONG	31	vs. New Orleans (9/24/17)
KICKOFF RETURNS	3	at Detroit (10/8/17)
KICKOFF RETURN YARDS	44	at Detroit (10/8/17)
LONG KICKOFF RETURN	33	vs. Philadelphia (10/12/17)



TORREY SMITH

Ht: 6-0 Wt: 205 Exp: 8
Maryland Aqd: TR '18 (PHI)
Career GP/GS: (108/100) [11/10]

SMITH CAREER STATISTICS

RECEIVING

Year	Team	GP/GS	No	Yds	Avg	Lg	TD
2011	Baltimore	16/14	50	841	16.8	74t	7
2012	Baltimore	16/16	49	855	17.4	54	8
2013	Baltimore	16/16	65	1,128	17.4	74	4
2014	Baltimore	16/16	49	767	15.7	53	11
2015	San Francisco	16/12	33	663	11.9	76t	4
2016	San Francisco	12/12	20	267	13.4	53t	3
2017	Philadelphia	16/14	36	430	11.9	59t	2
Totals		108/100	302	4,951	16.4	76	39

RUSHING

Year	Team	Att	Yds	Avg	Lg	TD
2011	Baltimore	4	39	9.8	16	0
2012	Baltimore	3	9	3.0	13	0
2017	Philadelphia	1	-3	-3.0	0	0
Totals		8	45	5.6	16	0

PUNT RETURNS

Year	Team	No	Yds	Avg	Lg	TD
2017	Philadelphia	1	9	9.0	9	0
Totals		1	9	9.0	9	0

KICKOFF RETURNS

Year	Team	No	Yds	Avg	Lg	TD
2011	Baltimore	1	24	24.0	24	0
2016	San Francisco	1	13	13.0	13	0
Totals		2	37	18.5	24	0

NFL RANKINGS

- Ranks third in the NFL in yards per reception (min. 200 receptions) since 2011, averaging 16.6 yards per catch.
- Ranks third in the NFL in third-down receiving average (min. 50 receptions) since 2011, averaging 17.7 yards per catch on third down.

HONORS

- Three-time Walter Payton NFL Man of the Year nominee (2013, 2014, 2016).

2017

- Won Super LII as a member of the Philadelphia Eagles.
- Played in all 16 regular season games with 14 starts for Philadelphia in 2017...Recorded 36 catches for 430 yards and two touchdowns...Also started all three postseason games for the Eagles, reeling in 13 receptions for 157 yards and one touchdown.

SINGLE-GAME CAREER HIGHS

RECEPTIONS	7	2x, last vs. Cleveland (9/15/13)
RECEIVING YARDS	166	at Buffalo (9/29/13)
LONG RECEPTION	76	vs. Baltimore (10/18/15)
RECEIVING TDS	3	at St. Louis Rams (9/25/11)
LONG TD RECEPTION	76	vs. Baltimore (10/18/15)



JARIUS WRIGHT

Ht: 5-10 Wt: 190 Exp: 7
Arkansas Aqd: FA '18
Career GP/GS: (79/15) [4/0]

WRIGHT CAREER STATISTICS

RECEIVING

Year	Team	GP/GS	No	Yds	Avg	Lg	TD
2012	Minnesota	7/1	22	310	14.1	65	2
2013	Minnesota	16/3	26	434	16.7	42	3
2014	Minnesota	16/7	42	588	14.0	87	2
2015	Minnesota	16/3	34	442	13.0	52	0
2016	Minnesota	8/1	11	67	6.1	11	1
2017	Minnesota	16/0	18	198	11.0	30	2
Totals		79/15	153	2,039	13.3	87	10

RUSHING

Year	Team	Att	Yds	Avg	Lg	TD
2012	Minnesota	2	11	5.5	8	0
2014	Minnesota	5	71	14.2	27	0
2015	Minnesota	1	29	29.0	29	0
Totals		8	111	13.9	29	0

KICKOFF RETURNS

Year	Team	Att	Yds	Avg	Lg	TD
2013	Minnesota	1	9	9.0	9	0
Totals		1	9	9.0	9	0

2017

- Played in all 16 games and two postseason games for Minnesota in 2017... Made 18 catches for 198 yards and two touchdowns.

SINGLE-GAME CAREER HIGHS

RECEPTIONS	8	vs. Atlanta (9/28/14)
RECEIVING YARDS	132	vs. Atlanta (9/28/14)
LONG RECEPTION	87	vs. N.Y. Jets (12/7/14)
RECEIVING TDS	2	at Seattle (11/17/13)
LONG TD RECEPTION	87	vs. N.Y. Jets (12/7/14)

TIGHT ENDS



CHRIS MANHARTZ

Ht: 6-6 Wt: 255 Exp: 3
Canisius Aqd: WV '16 (NO)
Career GP/GS: (23/6) [0/0]

MANHARTZ CAREER STATISTICS


YR	Team	GP	GS	No	Yds	Avg	Lg	TD
2016	N.O. / Car.	7	2	1	10	10.0	10	0
2017	Carolina	16	4	2	17	8.5	11	0
Totals		23	6	3	27	9.0	11	0

2017

- Saw action in all 16 games in 2017 with four starts before landing on injured reserve prior to the playoffs.
- Made two receptions for 17 yards, including a career-long 11-yard grab at Chicago (10/22/17).

SINGLE-GAME CAREER HIGHS

RECEPTIONS 1 3x, last vs. Minnesota (12/10/17)
RECEIVING YARDS 11 at Chicago (10/22/17)
LONG RECEPTION 11 at Chicago (10/22/17)



GREG OLSEN

Ht: 6-5 Wt: 255 Exp: 12
Miami Aqd: TR '11 (CHI)
Career GP/GS: (165/139) [9/9]

OLSEN CAREER STATISTICS

YR	Team	G/GS	REC	YDS	AVG	LNG	TD	RSH	YDS	AVG	LNG	TD
2007	Chicago	14/4	39	391	10.0	31	2	0	0	0.0	0	0
2008	Chicago	16/7	54	574	10.6	52	5	0	0	0.0	0	0
2009	Chicago	16/15	60	612	10.2	41	8	0	0	0.0	0	0
2010	Chicago	16/13	41	404	9.9	39t	5	0	0	0.0	0	0
2011	Carolina	16/13	45	540	12.0	44t	5	0	0	0.0	0	0
2012	Carolina	16/16	69	843	12.2	47t	5	0	0	0.0	0	0
2013	Carolina	16/16	73	816	11.2	31	6	0	0	0.0	0	0
2014	Carolina	16/16	84	1008	12.0	38	6	0	0	0.0	0	0
2015	Carolina	16/16	77	1104	14.3	52	7	0	0	0.0	0	0
2016	Carolina	16/16	80	1073	13.4	78t	3	0	0	0.0	0	0
2017	Carolina	7/7	17	191	11.2	30t	1	0	0	0.0	0	0
Totals		165/139	639	7556	11.8	78t	53	0	0	0.0	0	0

NFL RANKINGS

- Ranks seventh in NFL history for receiving yards among tight ends (7,556)...Currently ranks second in career receiving yards among active tight ends behind Antonio Gates.
- Ranks sixth all-time in receptions (639) among tight ends in NFL history.
- Tied for 10th all-time in receiving touchdowns (53) among tight ends.
- In 2017, saw streak of 160 consecutive games played and 82 consecutive games started come to an end after Week 2 vs. Buffalo (9/17/17) due to foot injury...Both streaks were the second-longest among active NFL tight ends at the time.
- In 2016, became the first tight end in NFL history to record 1,000 receiving yards in three consecutive seasons.

NFL POSTSEASON RANKINGS

- Ranks seventh in NFL history for receiving yards (631) and 10th (41) in receptions among tight ends in the postseason.

FRANCHISE RANKINGS

- Stands as franchise all-time leading tight end in terms of receiving yards (5,575), receptions (33) and 100-yard receiving games (9)...Ranks second among franchise tight ends in receiving touchdowns (33), behind Wesley Walls (44).
- Holds franchise record for most receiving yards in a single season by a tight end (1,104), set in 2015.
- Holds franchise record for most receptions in a single season by a tight end (84), set in 2014.
- Holds franchise record for single-game receiving yards by a tight end with 181, set vs. Tampa Bay (10/10/16).
- Owns the top five single-season receptions totals and five of the top six single-season receiving yards totals by a tight end in team history.
- Ranks third in franchise history in receiving yards (5,575) and receptions (445), regardless of position.
- Ranks fourth in franchise history in receiving touchdowns (33), regardless of position.

(OLSEN FRANCHISE RANKINGS CONTINUED)

- In 2017, saw streak of 160 consecutive games played and 82 consecutive games started come to an end after Week 2 vs. Buffalo (9/17/17) due to foot injury...82 consecutive starts was third-longest streak in franchise history.
- 20 catches over two-game span (Week 14-15 of 2014) are the second most by a Panthers player in a two-game span behind Muhammad's 21 in 2000.

FRANCHISE POSTSEASON RANKINGS

- Ranks second in franchise history in receiving yards (488) and receptions (35) in the postseason, regardless of position.
- Has two 100-yard receiving games in the postseason, tied for second-most in franchise history.
- Holds franchise record for most receiving yards (113) and receptions (8) by a tight end in single postseason game.

HONORS

- Walter Payton NFL Man of the Year Finalist (2017, 2016)
- Pro Bowl (2016, 2015, 2014)
- AP All-Pro Second Team (2016, 2015)
- PFWA All-NFC (2016, 2015, 2014)
- Pro Football Weekly All-Rookie Team (2007)

PRO CAREER

- Played in seven games after spending eight games on IR with a broken foot in 2017...Tallied 17 catches for 191 yards and one touchdown.
- Recorded team-high 107 yards on eight receptions with one touchdown in lone 2017 postseason game...Eight receptions broke his own franchise record for most receptions by a tight end in a postseason game.
- With nine catches for 116 yards and a touchdown against Green Bay (12/17/17), moved into seventh place all-time in receiving yards and 10th in receiving touchdowns.

SINGLE-GAME CAREER HIGHS

RECEPTIONS	10	2x, last vs. Tampa Bay (12/14/14)
RECEIVING YARDS	181	vs. Tampa Bay (10/10/16)
LONG RECEPTION	78	vs. San Francisco (9/18/16)
RECEIVING TDS	3	vs. Arizona (11/8/09)
LONG TD RECEPTION	78	vs. San Francisco (9/18/16)



IAN THOMAS


Ht: 6-4 Wt: 260 Exp: R
Indiana Aqd: D4a '18
Career GP/GS: (0/0) [0/0]

Drafted by the Carolina Panthers in the fourth round of the 2018 Draft (101st overall).

COLLEGE

- Played two seasons for Indiana after transferring from Nassau Community College (Garden City, N.Y.).
- In 2017, was All-Big Ten Honorable Mention.
- Finished second among Big Ten tight ends with 15.0 yards per reception (4th nationally).
- Tied for third among tight ends in the conference with five receiving touchdowns (T-12th nationally).
- Averaged 37.6 receiving yards per game.
- His touchdowns and yardage rank seventh all-time on Indiana's single-season tight ends list.

OFFENSIVE LINE



**RYAN
KALIL**

Ht: 6-2 Wt: 300 Exp: 12
USC Aqd: D2b '07
Career GP/GS: (132/129) [8/8]

HONORS

- 5x Pro Bowl (2015, 2013, 2011, 2010, 2009)
- 2x PFWA All-NFL (2015)
- 2x AP First-team All-Pro (2015, 2013)
- 2x Sporting News All-Pro (2015, 2013)
- AP Second-team All-Pro (2011)
- PFWA All-NFC (2013)

FRANCHISE RANKINGS

- 129 career starts are the second-most by an offensive lineman in team history.
- Earned fifth career Pro Bowl selection in 2015, tied with Luke Kuechly, Michael Bates, Julius Peppers, Steve Smith and Wesley Walls for the most in franchise history.

2017

- Played and started six games for Carolina in 2017 after battling a neck injury...Helped Carolina finish fourth in the NFL with 131.4 average rushing yards per game.
- Key member of an offensive unit that provided protection for Cam Newton to set a franchise record for passing yards in a postseason game, 349 yards, at New Orleans (1/7/18).




**TYLER
LARSEN**

Ht: 6-4 Wt: 325 Exp: 3
Utah State Aqd: FA '16
Career GP/GS: (22/15) [1/0]

2017

- Played in a career-high 14 games, making 10 starts at center for Carolina in 2017.
- Helped the Panthers rank fourth in the NFL in rushing, averaging 131.4 yards per game. The Panthers were one of two teams with three or more 200-yard rushing games, and the only team with three players to rush for over 400 yards.



**BRENDAN
MAHON**

Ht: 6-4 Wt: 320 Exp: R
Penn State Aqd: FA '18
Career GP/GS: (0/0) [0/0]

2017

- Signed as an undrafted rookie free agent by Carolina (5/10/18).



**TAYLOR
MOTON**

Ht: 6-5 Wt: 325 Exp: 2
Western Michigan Aqd: D2b '17
Career GP/GS: (16/0) [1/0]

2017

- Played in all 16 regular season games and one playoff game in rookie campaign in 2017.
- Saw action as a reserve offensive lineman and on special teams...Served as an additional linemen on offensive jumbo sets.



**COREY
ROBINSON**

Ht: 6-7 Wt: 315 Exp: 4
South Carolina Aqd: TR '18 (DET)
Career GP/GS: (23/8) [1/0]

2017

- Played in eight games with five starts for Detroit in 2017...Missed first eight games on IR with foot injury.



AMINI SILATOLU

Ht: 6-4 Wt: 305 Exp: 6
Midwestern State Aqd: FA '17
Career GP/GS: (48/31) [0/0]

HONORS

- Pro Football Weekly All-Rookie Team (2012)
- PFWA All-Rookie Team (2012)

2017

- Played in 14 games with three starts for Carolina in 2017...Helped Carolina's offense rank fourth in the NFL with an average of 131.4 rushing yards per game.



GREG VAN ROTEN

Ht: 6-3 Wt: 305 Exp: 4
Penn Aqd: FA '17
Career GP/GS: (21/0) [0/0]

PRO CAREER

- Played in 10 games for Carolina in 2017...Inactive for four games...Played primarily on special teams and saw action on offense in two games.



TRAI TURNER


Ht: 6-3 Wt: 315 Exp: 5
LSU Aqd: D3 '14
Career GP/GS: (58/54) [6/6]

HONORS

- 3x Pro Bowl (2017, 2016, 2015)

2017

- Earned third consecutive Pro Bowl appearance in 2017...Started 13 games and one postseason game at right guard for Carolina in 2017...Inactive for three games under concussion protocol.
- Helped the Panthers finish fourth in the NFL in rushing (131.4) and keyed the best rushing season for Cam Newton who finished with 754 yards.
- Helped the Carolina offense post 548 total net yards, a new franchise-record vs. Miami (11/13/17).
- Key member of an offensive unit that provided protection for Cam Newton to set a franchise record for passing yards in a postseason game, 349 yards, at New Orleans (1/7/18).



DARYL WILLIAMS

Ht: 6-6 Wt: 330 Exp: 4
Oklahoma Aqd: D4 '15
Career GP/GS: (39/28) [4/2]

HONORS

- AP All-Pro Second Team (2017)

PRO CAREER

- Started in all 16 games for the first time in career at right tackle for Carolina in 2017...Earned AP All-Pro Second Team.
- Played 100 percent of the team's offensive snaps and was ranked third among offensive tackles by Pro Football Focus in 2017.
- Provided impressive pass protection while keying the Panthers run game as it finished fourth in the NFL with an average rushing yards per game of 131.4.

SPECIALISTS



**GRAHAM
GANO**

Ht: 6-2 Wt: 202 Exp: 9
Florida State Aqd: FA '12
Career GP/GS: (122/0) [7/0]

GANO CAREER STATISTICS

Year	Team	GP	FG	FGA	Pct	Lg	Blk	XP	XPA	Pct	Blk	Points
2009	Washington	4	4	4	100.0	46	0	6	7	85.7	1	18
2010	Washington	16	24	35	68.6	49	1	28	28	100.0	0	100
2011	Washington	16	31	41	75.6	59	5	25	26	96.2	1	118
2012	Carolina	6	9	11	81.8	51	0	20	21	95.2	0	47
2013	Carolina	16	24	27	88.9	55	1	42	42	100.0	0	114
2014	Carolina	16	29	35	82.9	53	1	34	34	100.0	0	121
2015	Carolina	16	30	36	83.3	52	4	56	59	94.9	1	146
2016	Carolina	16	30	38	78.9	54	0	31	34	91.2	2	121
2017	Carolina	16	29	30	96.7	48	0	34	37	91.9	1	121
Totals		122	210	257	81.6	59	12	276	288	95.8	6	906

NFL RANKINGS

- Led the NFL with a 96.7 field goal percentage in 2017, converting 29-of-30 attempts.
- In 2017, led the league in touchback percentage with 84.8, turning 70-of-83 kickoffs into touchbacks.
- Tied NFL record for longest field goal in the postseason after nailing a 58-yard attempt in a Wild Card Playoff at New Orleans (1/7/18).
- In 2010, tied NFL record for the most overtime field goals in a season with three.

FRANCHISE RANKINGS

- In 2017, set a franchise record and led the NFL in field goal percentage, hitting on 29-of-30 tries for 96.7 percent.
- Set a franchise record with a league-best 84.8 percent touchback percentage in 2017, booming 70-of-83 kickoffs into the endzone.
- Hit a 58-yard field goal in a Wild Card Playoff at New Orleans (1/7/18), setting a franchise record and tied the NFL record for the longest field goal in postseason history.
- In 2013, set a franchise record and tied for the NFL lead for the most made field goals of 50 yards or more with six.
- Set single-season franchise record in 2015 with a career-high 146 points.
- Ranks second in franchise history with 670 points (151 field goals, 217 PATs).

HONORS

- Pro Bowl (2017)
- Ed Block Courage Award Winner (2017)
- NFC Special Teams Player of the Month (November, 2015)
- NFC Special Teams Player of the Week (Week 16, 2010)

2017

- Had a career year in 2017, setting career highs in field goal percentage (96.7) and touchback percentage (84.8)...Played in all 16 regular season games and one postseason game.
- In 2017, converted 29-of-30 field goal attempts for a career high 96.7 percent...Turned 70-of-83 kickoffs into touchbacks for a 84.8 touchback percentage, also a new career best...Scored 121 total points (29 field goals, 34 PATs), good for fifth straight season with at least 100 points.

SINGLE-GAME CAREER HIGHS

FG ATTEMPTS	6	at Tennessee (11/21/10)
FG MADE	4	8x, last at Washington (12/19/16)
LONG FG ATTEMPT	63	vs. Atlanta (11/16/14)
LONG FG MADE	59	vs. San Francisco (11/16/11)
PAT ATTEMPTS	6	at New Orleans (12/6/16)
PAT MADE	5	9x, last vs. Tampa Bay (1/3/16)
POINTS	16	vs. San Francisco (9/18/16)



J.J. JANSSEN

Ht: 6-2 Wt: 235 Exp: 11
 Notre Dame Aqd: TR '09 (GB)
 Career GP/GS: (144/0) [7/0]

FRANCHISE RANKINGS

- 144 regular season games played are the most by a long snapper in franchise history and tied for eighth-most among all-time Panthers.

HONORS

- Pro Bowl (2013)

2017

- Played in all 16 games for Carolina in 2017...Recorded one special teams tackle... Helped kicker Graham Gano connect on 29-of-30 field goal attempts to lead the NFL in field goal accuracy and set Panthers single-season record for field goal percentage of 96.7 percent.
- Contributed to the Michael Palardy's franchise-record 42.4 net punting average, set in 2017.



MICHAEL PALARDY

Ht: 5-11 Wt: 200 Exp: 3
 Tennessee Aqd: FA '16
 Career GP/GS: (23/0) [1/0]

PALARDY CAREER STATISTICS

Year	Team	GP	No	Yds	Avg	Net	TB	In 20	Lg	Blk
2016	Carolina	7	36	1531	42.5	37.9	2	13	56	0
2017	Carolina	16	71	3269	46.0	42.4	4	25	63	0
Totals		23	107	4800	44.9	40.9	6	38	63	0

NFL RANKINGS

- Ranked fifth in the NFL in net punting average (42.4) in 2017.

FRANCHISE RANKINGS

- Set franchise record for highest net punting average (42.4) in single season in 2017.
- Tied for third-fewest touchbacks (four) among qualifying punters in single season in 2017.

PRO CAREER

- Played in all 16 games for Carolina in 2017, delivering career-best season numbers with a net punting average of 42.4 and gross punting average of 46.0...Landed 25 punts inside the 20 and only allowed four touchbacks.
- Set franchise record for highest net punting average (42.4) in single season in 2017.
- Posted single-game career-best net average of 48.7 at San Francisco in season opener (9/10/17).
- Booted career-long 63 yard punt at New York Jets (11/26/17).

SINGLE-GAME CAREER HIGHS

PUNTS	7	2x, last at Atlanta (12/31/17)
PUNTING YARDS	353	at Tampa Bay (10/29/17)
GROSS PUNTING AVERAGE	52.6	at Chicago (10/22/17)
NET PUNTING AVERAGE	48.7	at San Francisco (9/10/17)
LONG PUNT	63	at New York Jets (11/26/17)
PUNTS INSIDE THE 20	4	at Tampa Bay (10/29/17)

DEFENSIVE LINE



MARIO ADDISON

Ht: 6-3 Wt: 260 Exp: 8
Troy Aqd: FA '12
Career GP/GS: (95/20) [7/1]

ADDISON CAREER STATISTICS

YR	Team	G/GS	TOT	T	A	SACK	YDS	INT	LG	TD	PD	FF	FR	Yds
2011	Chi./Ind	6/0	5	1	4	0.0	0.0	0	0	0	0	0	0	0
2012	Ind./Was./Car.	12/1	4	4	0	1.0	5.0	0	0	0	0	1	1	0
2013	Carolina	16/2	14	8	6	2.5	20.5	0	0	0	0	1	1	0
2014	Carolina	16/0	21	13	8	6.5	59.5	0	0	0	0	1	2	0
2015	Carolina	14/0	19	11	8	6.0	27.0	0	0	0	1	0	0	0
2016	Carolina	14/1	26	21	5	9.5	49.5	0	0	0	1	2	1	0
2017	Carolina	16/16	50	35	15	11.0	70.5	0	1	0	0	2	0	0
Total		95/20	139	95	46	36.5	240.0	0	0	0	2	7	5	0

NFL RANKINGS

- Recorded 19.0 sacks over his previous 23 games, dating back to a 2016 game at the Los Angeles Rams (11/6/16). He is tied for third in the NFL in sacks over that span.

FRANCHISE RANKINGS

- Ranks fifth all-time in sacks in franchise history with 36.5 career sacks.

2017

- Started every game in 2017 for a Carolina defense that finished third in the NFL with 50 total sacks and ranked seventh in the league in total yards allowed...Tied Julius Peppers for the team lead with a career-high 11 sacks, topping his previous best of 9.5 sacks in 2016.
- Set career bests in tackles (50) and sacks (11) in 2017...Also tallied two forced fumbles, tying career-high set in 2016.
- 11 sacks in 2017 brought career total to 36.5 sacks, the fifth-most in Panthers history.
- Carolina was one of three teams in 2017 (Jacksonville, Los Angeles Rams) to sport a pair of players with double-digit sacks as Addison and Julius Peppers each posted 11 sacks.

SINGLE-GAME CAREER HIGHS

TACKLES	6	vs. New Orleans (9/24/17)
SACKS	2.5	vs. Detroit (9/14/14)
FORCED FUMBLES	1	7x, last vs. Minnesota (12/10/17)
FUMBLE RECOVERIES	1	5x, last vs. New Orleans (11/17/16)



VERNON BUTLER

Ht: 6-4 Wt: 330 Exp: 3
Louisiana Tech Aqd: D1 '16
Career GP/GS: (24/0) [1/0]

BUTLER CAREER STATISTICS

YR	Team	G/GS	TOT	T	A	SACK	YDS	INT	LG	TD	PD	FF	FR	Yds
2016	Carolina	10/0	11	8	3	1.5	11.0	0	0	0	2	0	1	0
2017	Carolina	14/0	14	10	4	0.0	0.0	0	0	0	1	0	0	0
Total		24/0	25	18	7	1.5	11.0	0	0	1	1	0	1	0

FRANCHISE RANKINGS


- Blocked two field goals in 2016, tying defensive end Julius Peppers for the most blocked field goals in a single season in team history.

2017

- Played in 14 games for a Carolina defense that ranked seventh in the league in total yards allowed and third in rushing yards allowed...Recorded 14 tackles, 11 quarterback pressures and one pass defense.
- Contributed to a defensive unit that finished third in the NFL with 50 sacks in 2017.

SINGLE-GAME CAREER HIGHS

TACKLES	3	at New York Jets (11/26/17)
SACKS	1.0	at Denver (9/8/16)
PASSES DEFENSED	1	3x, last at New York Jets (11/26/17)
FUMBLE RECOVERIES	1	at Tampa Bay (1/1/17)



BRYAN COX JR.

Ht: 6-3 Wt: 270 Exp: 2
Florida Aqd: FA '17
Career GP/GS: (7/0) [1/0]

COX JR. CAREER STATISTICS

YR	Team	G/GS	TOT	T	A	SACK	YDS	INT	LG	TD	PD	FF	FR	Yds
2017	Carolina	7/0	5	4	1	0.0	0	0	0	0	0	0	1	15
Total		7/0	5	4	1	0.0	0	0	0	0	0	0	1	15

2017

- Played in seven games for Carolina as a rookie in 2017...Finished the season with five tackles, six quarterback pressures and one fumble recovery.
- Part of a defensive unit in 2017 that ranked seventh in the NFL in total yards allowed (317.1 per game), third in rushing yards allowed (88.1 per game) and third in total sacks (50).

SINGLE-GAME CAREER HIGHS

TACKLES	2	vs. Green Bay (12/17/17)
FUMBLES RECOVERED	1	vs. Tampa Bay (12/24/17)



MARQUIS HAYNES

Ht: 6-2 Wt: 235 Exp: R
Mississippi Aqd: D4b '18
Career GP/GS: (0/0) [0/0]

Drafted by the Carolina Panthers in the fourth round of the 2018 Draft (136th overall).

COLLEGE

- Played four seasons at Ole Miss becoming modern-era career sacks leader with 32 career sacks.
- Holds modern-era career tackles for loss record with 47.5.
- In 2017, earned All-SEC Second Team accolades and participated in the Senior Bowl.
- Tallied 45 tackles in 2017, including 7.5 sacks which ranked fifth in the SEC.
- In 2016, earned All-SEC Third Team honors.
- Earned All-SEC Second Team honors in 2015, winning SEC Defensive Line-man of the Week honors three times.
- In 2014, named to the Freshman All-America First Team by numerous publications.



KYLE LOVE

Ht: 6-1 Wt: 310 Exp: 7
Mississippi State Aqd: FA '16
Career GP/GS: (84/28) [11/4]

LOVE CAREER STATISTICS

YR	Team	G/GS	TOT	T	A	SACK	YDS	INT	LG	TD	PD	FF	FR	Yds
2010	N.E.	9/1	7	5	2	1.0	4.0	0	0	0	1	0	0	0
2011	N.E.	16/13	33	20	13	3.0	14.0	0	0	0	0	0	1	0
2012	N.E.	16/11	25	11	14	1.5	4.0	0	0	0	0	0	0	0
2013	K.C./Jac.	2/0	4	1	3	0.0	0.0	0	0	0	0	0	0	0
2014	Carolina	0/0	0	0	0	0.0	0.0	0	0	0	0	0	0	0
2015	Carolina	15/2	19	13	6	3.0	23.0	0	0	0	0	0	1	0
2016	Carolina	10/1	19	11	8	1.5	11.0	0	0	0	1	1	1	0
2017	Carolina	16/0	16	10	6	3.5	26.5	0	0	0	0	0	0	0
Total		84/28	123	71	52	13.5	82.5	0	0	0	1	1	3	0

2017

- Played in 16 games in 2017, including action in Carolina's one playoff game...Registered 16 tackles and a career-best 3.5 sacks on the season.
- In 2017, helped Carolina rank third in the NFL in sacks (50) and third in run defense (88.1), the second-best average in franchise history.

SINGLE-GAME CAREER HIGHS

TACKLES	4	8x, last at Tampa Bay (1/1/17)
SACKS	1.0	11x, last vs. Minnesota (12/10/17)
FUMBLE RECOVERIES	1	3x, last at Washington (12/19/16)
FORCED FUMBLES	1	at Washington (12/19/16)



WES HORTON

Ht: 6-5 Wt: 265 Exp: 6
Southern California Aqd: FA '16
Career GP/GS: (61/30) [3/2]

HORTON CAREER STATISTICS

YR	Team	G/GS	TOT	T	A	SACK	YDS	INT	LG	TD	PD	FF	FR	Yds
2013	Carolina	10/0	8	7	1	2.0	9.0	0	0	0	0	0	0	0
2014	Carolina	16/15	26	17	9	3.0	17.0	0	0	0	1	1	0	0
2015	Carolina	8/2	8	6	2	1.0	3.0	0	0	0	0	0	0	0
2016	Carolina	11/10	13	8	5	2.5	11.5	0	0	0	0	2	2	4
2017	Carolina	16/0	17	13	4	5.5	35.5	0	0	0	0	3	0	0
Total		61/30	72	51	21	14.0	76.0	0	0	0	1	6	2	4

2017

- Played in all 16 games for Carolina in 2017...Recorded 5.5 sacks, 17 total tackles, and 10 quarterback pressures.
- Helped Carolina's defense finish seventh in the league in total yards allowed in 2017, while posting 50 sacks, good for third in the NFL and fourth-most in franchise history...Led the team with three forced fumbles, ranking fifth among defensive ends in the league.

SINGLE-GAME CAREER HIGHS

TACKLES	4	3x times, last at New York Jets (11/26/17)
SACKS	2.0	vs. Tampa Bay (12/1/13)
FORCED FUMBLES	1	6x times, last vs. Tampa Bay (12/24/17)




EFE OBADA

Ht: 6-6 Wt: 265 Exp: 1
no college Aqd: FA '17
Career GP/GS: (0/0) [0/0]

2017

- Joined the Carolina practice squad as a part of the International Player Pathway Program by NFL in May 2017...Spent entire season on practice squad.



JULIUS PEPPERS

Ht: 6-7 Wt: 295 Exp: 17
North Carolina Aqd: UFA '17 (GB)
Career GP/GS: (250/232) [18/18]

NFL RANKINGS

- Ranks fourth in NFL history with 154.5 career sacks, the most sacks by any active NFL player.
- Only player in NFL history with at least 150 sacks and 10 or more interceptions.
- Has 20 career opponent fumble recoveries, the most among active players and tied for second-most since 2000.
- Has 49 career forced fumbles, ranking second in the NFL in that category since 2000.
- 11 career interceptions ranks second all-time for defensive ends.
- Produced 10 seasons with double-digit sacks which ranks fourth all-time in NFL history.
- First in the NFL among active players with 13 blocked kicks (12 field goals, one extra point).
- Has six career defensive touchdowns (4 INT, 2 FR) which ties for first in the NFL among active defensive linemen and linebackers.
- Played in 250 career games, tied for seventh all-time among defensive players and sixth among all active NFL players.
- Has played in 160 consecutive regular season games, the fourth-longest active streak in the NFL.
- Named to nine Pro Bowls, tied for sixth-most among all active players.

NFL POSTSEASON RANKINGS

- Has played in 18 career postseason games, tied for fifth-most among active NFL players.
- Has 6.5 career sacks in postseason, tying for seventh among active players.

FRANCHISE RANKINGS

- All-time leader in sacks (92.0).
- All-time leader in forced fumbles (31).
- All-time leader in blocked field goals (8).
- Tied for second in franchise history in opponent fumble recoveries (9).
- Tied for third all-time in defensive touchdowns (3 total: 2 INT, 1 FR).
- Posted the second-most interception return yards for one season (143) in 2004.
- Holds record for longest interception return in a game in franchise history with a 97-yard return at Denver (10/10/04).

FRANCHISE POSTSEASON RANKINGS

- Tied for most career postseason starts (nine) in franchise history, and tied for third in most career postseason games (nine) played.

PEPPERS CAREER STATISTICS

YR	Team	G/GS	TOT	T	A	SACK	YDS	INT	LG	TD	PD	FF	FR	YDS
2002	Carolina	12/12	54	37	17	12.0	78	1	21	0	4	5	0	0
2003	Carolina	16/16	65	48	17	7.0	39	0	0	0	6	3	0	0
2004	Carolina	16/16	85	63	22	11.0	71	2	97	1	6	4	1	60
2005	Carolina	16/16	70	46	24	10.5	61.5	0	0	0	4	2	1	10
2006	Carolina	16/16	75	61	14	13.0	89	0	0	0	6	3	2	0
2007	Carolina	14/14	55	37	18	2.5	22.5	1	0	0	3	3	2	0
2008	Carolina	16/16	63	41	22	14.5	82.5	0	0	0	7	5	0	0
2009	Carolina	16/14	56	35	21	10.5	52.5	2	13t	1	4	5	1	0
2010	Chicago	16/16	64	47	17	8.0	54	2	1	0	7	3	0	0
2011	Chicago	16/16	43	31	12	11.0	60	0	0	0	1	3	2	0
2012	Chicago	16/16	43	33	10	11.5	73.5	0	0	0	0	1	4	6
2013	Chicago	16/16	47	35	12	7.0	44	1	14	0	4	2	1	42
2014	Green Bay	16/16	45	33	12	7.0	41.5	2	52t	2	11	4	3	2
2015	Green Bay	16/16	42	31	11	10.5	57	0	0	0	0	2	0	0
2016	Green Bay	16/11	30	22	8	7.5	47.5	0	0	0	3	2	1	0
2017	Carolina	16/5	33	27	6	11.0	61.0	0	0	0	0	2	2	0
Total		250/233	870	627	243	154.5	934.5	11	97	4	66	49	20	120

HONORS


- 9x Pro Bowl (2015, 2012, 2011, 2010, 2009, 2008, 2006, 2005, 2004)
- 3x AP First Team All-Pro (2010, 2006, 2004)
- AP Second Team All-Pro (2009)
- NFL Defensive Player of the Year (2002)
- NFL All-Decade Team (2000s)
- 4x NFC Defensive Player of the Month
- 5x NFC Defensive Player of the Week

2017

- Has appeared in 250 games with 232 starts in his career, appearing in all 16 games in 14 of his 16 seasons in the league.
- Has been named NFC Defensive Player of the Week five times in his career, joining defensive end Chris Doleman as only players to win the weekly honor for three different teams.
- Played in 16 games with five starts for Carolina in 2017, registering 33 tackles and 11.0 sacks with two forced fumbles, two fumble recoveries and 20 quarterback pressures.
- Tallied one sack vs. Philadelphia (10/12/17), marking his 150th career sack, becoming the only player in NFL history with at least 150 sacks and 10 interceptions.
- Recorded his 151st career sack in Week 8 at Tampa Bay (10/29/17), surpassing Chris Doleman (150.5) for the fourth-most sacks in NFL history.
- In Week 15 vs. Green Bay (12/17/17), notched 10th sack of the season, joining Bruce Smith, Reggie White and Kevin Greene as the only players in NFL history with 10 10-sack seasons.

SINGLE-GAME CAREER HIGHS

TACKLES	12	vs. Baltimore (11/17/13)
SACKS	3.0	9x, last at Arizona (12/23/12)
INTERCEPTIONS	1	11x, last vs. Philadelphia (11/16/14)
FORCED FUMBLES	2	2x, last at Oakland (11/9/08)
FUMBLE RECOVERIES	2	vs. Tampa Bay (12/24/17)



DONTARI POE

Ht: 6-3 Wt: 346 Exp: 7
Memphis Aqd: UFA '18 (Atl)
Career GP/GS: (94/92) [6/6]

POE CAREER STATISTICS

Year	Team	GP/GS	Tot	T	A	Sack	Yds	INT	Lg	TD	PD	FF	FR	Yds	TD
2012	Kansas City	16/16	38	28	10	0.0	0.0	0	0	0	4	0	0	0	0
2013	Kansas City	15/15	51	43	8	4.5	30.5	0	0	0	4	0	0	0	0
2014	Kansas City	16/16	45	37	8	6.0	30.5	0	0	0	1	0	0	0	0
2015	Kansas City	15/13	39	29	10	1.0	2.0	0	0	0	0	1	1	0	0
2016	Kansas City	16/16	27	18	9	1.5	2.5	0	0	0	3	1	0	0	0
2017	Atlanta	16/16	39	23	16	2.5	17.5	0	0	0	2	0	0	0	0
Totals		94/92	239	178	61	15.5	83.0	0	0	0	14	2	1	0	0

NFL RANKINGS

- Ranks sixth in the NFL in pass deflections (14) among defensive tackles since 2012.

HONORS

- 2x Pro Bowl (2014, 2013)
- AP Second Team All-Pro (2013)

2017

- Two-time Pro Bowler who has played in 94 games with 92 starts in six seasons.
- Has recorded 239 total tackles, 15.5 sacks, 14 passes defended, two forced fumbles and one fumble recovery.
- Has accounted for three career touchdowns, two rushing and one passing...Only defensive lineman in modern NFL history to run for a touchdown and throw for a touchdown in his career.
- In 2017 for Atlanta, started 16 games at defensive tackle and posted 39 tackles (23 solo), 10 quarterback hits, 2.5 sacks, four tackles for loss and two passes defended.



KAWANN SHORT

Ht: 6-3 Wt: 315 Exp: 6
Purdue Aqd: D2 '13
Career GP/GS: (80/77) [7/6]

SHORT CAREER STATISTICS

YR	Team	G/GS	TOT	T	A	SACK	YDS	INT	LG	TD	PD	FF	FR	YDS
2013	Carolina	16/0	33	21	12	1.5	9.0	0	0	0	0	1	1	0
2014	Carolina	16/9	38	28	10	3.5	19.5	0	0	0	3	1	2	0
2015	Carolina	16/16	51	40	11	11.0	91.0	0	0	0	6	3	2	0
2016	Carolina	16/16	54	41	13	6.0	31.0	0	0	0	4	1	0	0
2017	Carolina	16/16	53	40	13	7.5	35.5	0	0	0	1	2	1	0
Total		80/77	229	170	59	29.5	186.0	0	0	0	14	8	7	0

NFL RANKINGS

- Recorded 11.0 sacks in 2015, tied for the NFL lead among defensive tackles...Had four games with two or more sacks in 2015, second-most in the NFL.
- Since the start of 2015, has 24.5 sacks, the third-most in the NFL by a defensive tackle over the past three seasons.

FRANCHISE RANKINGS

- Led the Panthers with a career-high 11.0 sacks in 2015, most by a defensive tackle in team history.
- Named NFC Defensive Player of the Month for October and December to become the first player in franchise history to win multiple Player of the Month Awards in a single season.
- Became first defensive tackle in team history to be named Defensive Player of the Month (October, December)...Became first defensive tackle in team history to be named Player of the Week (Week 6).

HONORS

- Pro Bowl (2015)
- AP All-Pro Second Team (2015)
- PFWA All-NFC (2015)
- NFC Defensive Player of the Month (2015 - October, December)
- NFC Defensive Player of the Week (2015 - Week 6)
- PFWA All-Rookie (2013)


2017

- Started all 16 games and one postseason game for Carolina in 2017...Career-high 80 consecutive games played and 57 consecutive games started.
- Ranked third on the team in 2017 with 7.5 sacks and helped Carolina rank third in the NFL with 50 sacks...Ranked second on the team with 29 quarterback pressures.
- Recorded seventh multi-sack career game vs. Minnesota (12/10/17).

SINGLE-GAME CAREER HIGHS

TACKLES	7	2x, last at Atlanta (12/27/15)
SACKS	3.0	vs. Philadelphia (10/25/15)
FORCED FUMBLES	2	vs. Atlanta (12/13/15)
FUMBLE RECOVERIES	1	6x, last vs. Philadelphia (10/12/17)

LINEBACKERS



**JERMAINE
CARTER JR.**

Ht: 6-1 Wt: 225 Exp: R
Maryland Aqd: D5 '18
Career GP/GS: (0/0) [0/0]



**BEN
JACOBS**

Ht: 6-4 Wt: 240 Exp: 4
Fresno State Aqd: FA '16
Career GP/GS: (57/0) [6/0]

Drafted by the Carolina Panthers in the fifth round of the 2018 Draft (161st overall).

COLLEGE


- Started all 37 games at middle linebacker for Maryland from 2015-2017.
- Compiled 337 career tackles with 9.5 sacks and one interception which he returned for a touchdown.
- Led team in tackles in three consecutive seasons, becoming fifth Maryland player since 1969 to achieve the feat.
- Three-time All-Big Ten honorable mention selection.
- Named to Bednarik and Butkus Award Watch List in 2017.
- In 2017, led team with 90 tackles and 3.5 sacks...Tied for Big Ten lead with four forced fumbles.

JACOBS CAREER STATISTICS

Year	Team	GP/GS	Tot	T	A	Sack	Yds	INT	Yds	Lg	TD	PD	FF	FR	Yds
2011	Cleveland	5/0	0	0	0	0.0	0.0	0	0	0	0	0	0	0	0
2013	Carolina	0/0	0	0	0	0.0	0.0	0	0	0	0	0	0	0	0
2014	Carolina	16/0	1	1	0	0.0	0.0	0	0	0	0	0	0	0	0
2015	Carolina	16/0	7	6	1	0.0	0.0	0	0	0	0	0	0	0	0
2016	Carolina	4/0	0	0	0	0.0	0.0	0	0	0	0	0	0	0	0
2017	Carolina	16/0	0	0	0	0.0	0.0	0	0	0	0	0	0	0	0
Totals		57/0	8	7	1	0.0	0.0	0	0	0	0	0	0	0	0

2017

- Played in all 16 regular season games for Carolina and one postseason game in 2017...Recorded five tackles on special teams.



LUKE KUECHLY

Ht: 6-3 Wt: 238 Exp: 7
Boston College Aqd: D1 '12
Career GP/GS: (86/86) [7/7]

NFL RANKINGS

- Leads the NFL with 818 tackles (based on press box statistics) since entering the league in 2012, ranking as the most tackles over a six-year stretch since London Fletcher had 827 between 2008-13.
- Led the NFL in tackles in 2012 and 2014...In 2012, he became the first rookie since San Francisco's Patrick Willis (2007) to lead the NFL in tackles.
- Tied NFL single-game record with 24 tackles (based on press box statistics) vs. New Orleans (12/22/13), previously accomplished by David Harris for the New York Jets (11/4/07).
- Recorded 15 interceptions since entering the league in 2012, the most among NFL linebackers.
- Leads all NFL linebackers with 22 total takeaways (15 interceptions, seven opponent fumble recoveries) since 2012. That mark ties for seventh among all NFL players over that span.

FRANCHISE RANKINGS

- Set Panthers single-season record with 205 tackles (coaches film) in 2012.
- Ranks third in franchise history with 930 career tackles (coaches film).
- Owns three of the top five single-season tackle totals in team history.
- Only player in franchise history with more than 100 tackles in each of his first six seasons as a Panther.
- Amassed a team-record 26 tackles in Panthers' 17-13 playoff-clinching win vs. New Orleans (12/22/13).
- Ranks fourth all-time with 15 interceptions and tied for fourth with 22 takeaways.

KUECHLY CAREER STATISTICS

Year	Team	GP/GS	Tot	T	A	Sack	Yds	INT	Yds	Lg	TD	PD	FF	FR	Yds	TD
2012	Carolina	16/16	205	135	70	1.0	4.0	2	22	25	0	5	0	3	9	0
2013	Carolina	16/16	176	115	61	2.0	15.0	4	33	30	0	5	0	0	0	0
2014	Carolina	16/16	166	124	42	3.0	19.0	1	0	0	0	12	1	1	0	0
2015	Carolina	13/13	137	110	27	1.0	5.0	4	48	32t	1	5	2	1	0	0
2016	Carolina	10/10	112	88	24	2.0	16.0	1	1	1	0	6	1	0	0	0
2017	Carolina	15/15	134	108	26	1.5	6.0	3	23	23	1	4	1	3	34	1
Totals		86/86	930	680	250	10.5	65.0	15	127	32t	2	37	5	8	43	1

HONORS

- 4x AP All-Pro First-Team (2017, 2015, 2014, 2013)
- 5x Pro Bowl (2017, 2016, 2015, 2014, 2013)
- 5x Sporting News All-Pro (2017, 2016, 2015, 2014, 2013)
- NFL Art Rooney Sportsmanship Award Winner (2017)
- AP All-Pro Second-Team (2016)
- 4x PFWA All-NFC (2017, 2015, 2014, 2013)
- 2x Sports Illustrated All-Pro (2014, 2013)
- AP Defensive Player of the Year (2013)
- NFL 101 NFC Defensive Player of the Year (2013)
- Sporting News Defensive Player of the Year (2013)
- AP Defensive Rookie of the Year (2012)
- PFWA Defensive Rookie of the Year (2012)
- 5x NFC Defensive Player of the Week (2017, Week 12; 2015, Week 12; 2013, Weeks 10 and 16; 2012, Week 14)
- NFL Defensive Rookie of the Month (2012, December)

2017

- Started and played in 15 games and was inactive for one for Carolina in 2017...Led the team with 134 tackles and three interceptions, earning his fifth-straight Pro Bowl nod.
- Led a defense that ranked third in rushing defense, third in sacks and seventh in total defense, setting a franchise record for not allowing a 100-yard individual rusher all season.
- Earned fifth career NFC Defensive Player of the Week honors in Week 12 at New York Jets (11/26/17) as he recovered a fumble and returned it 34 yards for his first career fumble recovery touchdown.
- Named NFL Art Rooney Sportsmanship Award winner in 2017, which recognizes the NFL player who best demonstrates the qualities of outstanding sportsmanship on the playing field, including fair play, respect for opponents and integrity in competition.



DAVID MAYO

Ht: 6-2 Wt: 245 Exp: 4
Texas State Aqd: D5a '15
Career GP/GS: (43/1) [4/0]

MAYO CAREER STATISTICS

Year	Team	GP/GS	Tot	T	A	Sack	Yds	INT	Yds	Lg	TD	PD	FF	FR	Yds
2015	Carolina	12/0	0	0	0	0.0	0.0	0	0	0	0	0	0	0	0
2016	Carolina	15/0	9	7	2	0.0	0.0	0	0	0	0	0	0	0	0
2017	Carolina	16/1	16	10	6	0.0	0.0	0	0	0	0	1	0	0	0
Totals		43/1	25	17	8	0.0	0.0	0	0	0	0	1	0	0	0

2017

- Played in 16 games with his first career start for Carolina in 2017...Played in Wild Card playoff game at New Orleans.

SINGLE-GAME CAREER HIGHS

TACKLES 7 at Tampa Bay (1/1/17)
PASSES DEFENSED 1 vs. Philadelphia (10/12/17)



ANDRE SMITH

Ht: 6-0 Wt: 240 Exp: R
North Carolina Aqd: D7a '18
Career GP/GS: (43/1) [4/0]

Drafted by the Panthers in the seventh round of the 2018 Draft out of North Carolina.

COLLEGE

- Tallied 187 tackles in three seasons at North Carolina...Notched two sacks and two interceptions with five pass breakups and two forced fumbles in his career.
- In 2017, tallied 21 tackles and had a 73-yard interception return in the opening week against Cal...Suffered season-ending injury against in Week 2 against Louisville.
- In 2016, tallied 113 tackles which ranked second on the team and ranked seventh in the ACC in tackles per game



JARED NORRIS

Ht: 6-1 Wt: 238 Exp: 3
Utah Aqd: FA '16
Career GP/GS: (25/0) [0/0]

NORRIS CAREER STATISTICS

Year	Team	GP/GS	Tot	T	A	Sack	Yds	INT	Yds	Lg	TD	PD	FF	FR	Yds
2016	Carolina	14/0	0	0	0	0.0	0.0	0	0	0	0	0	0	0	0
2017	Carolina	11/0	0	0	0	0.0	0.0	0	0	0	0	0	0	0	0
Totals		25/0	0	0	0	0.0	0.0	0	0	0	0	0	0	0	0

2017

- Played in 11 games for Carolina in 2017 before finishing the season on injured reserve with a calf injury...Played primarily on special teams, logging three special teams tackles.



SHAQ THOMPSON

Ht: 6-0 Wt: 230 Exp: 4
Washington Aqd: D1 '15
Career GP/GS: (42/36) [4/4]

THOMPSON CAREER STATISTICS

Year	Team	GP/GS	Tot	T	A	Sack	Yds	INT	Yds	Lg	TD	PD	FF	FR	Yds	TD
2015	Carolina	14/10	61	42	19	1.0	0.0	0	0	0	0	4	0	0	0	0
2016	Carolina	14/12	70	56	14	0.0	0.0	1	12	12	0	3	0	2	9	1
2017	Carolina	14/14	75	56	19	2.0	15.0	0	0	0	0	1	0	0	0	0
Totals		42/36	206	154	52	3.0	15.0	1	12	12	0	8	0	2	9	1


2017

- Played in 14 games with a career-high 14 starts for Carolina in 2017...Set career-high 75 total tackles, six quarterback pressures and two sacks.
- Recorded a season-best nine tackles at New England (10/1/17).
- Helped mark the first time in franchise history that Carolina had not allowed a touchdown through the first two games of the season and the Panthers became the first team in the NFL to accomplish the feat since the 2010 Baltimore Ravens.
- Helped Carolina become the first NFL team since 1981 to allow three points or fewer in each of the first two games of a season.

SINGLE-GAME CAREER HIGHS

TACKLES 11 2x, last vs. Atlanta (12/24/16)
SACKS 1.0 3x, last at Detroit (10/8/17)
INTERCEPTIONS 1 vs. San Diego (12/11/16)
FUMBLE RECOVERIES 1 2x, last vs. San Francisco (9/18/16)

DEFENSIVE BACKS



MIKE ADAMS

Ht: 5-11 Wt: 205 Exp: 15
Delaware Aqd: UFA '17 (Ind)
Career GP/GS: (206/133) [7/7]

ADAMS CAREER STATISTICS

Year	Team	GP/GS	Tot	T	A	Sack	Yds	INT	Yds	Lg	TD	PD	FF	FR	Yds
2004	San Francisco	8/0	4	2	2	0.0	0.0	1	0	0	0	1	0	1	0
2005	San Francisco	14/10	68	55	13	1.0	5.0	4	36	40t	1	10	1	1	0
2006	San Francisco	16/8	67	53	14	0.0	0.0	0	0	0	3	0	0	0	0
2007	Cleveland	15/0	11	9	2	1.0	7.0	0	0	0	2	0	1	0	0
2008	Cleveland	14/5	42	20	22	0.0	0.0	2	18	18	0	2	0	1	0
2009	Cleveland	16/9	61	52	9	1.0	6.0	0	0	0	8	0	1	1	0
2010	Cleveland	15/2	34	31	3	1.0	10.0	2	51	26	0	6	0	0	0
2011	Cleveland	16/16	61	41	20	0.0	0.0	3	33	29	0	6	1	1	0
2012	Denver	16/16	80	60	20	1.0	2.0	0	0	0	11	2	2	0	0
2013	Denver	16/7	60	45	15	0.0	0.0	1	3	3	0	6	0	1	0
2014	Indianapolis	16/16	93	71	22	0.0	0.0	5	24	10	0	11	2	2	0
2015	Indianapolis	13/13	76	54	22	1.0	8.0	5	63	38	1	6	3	1	0
2016	Indianapolis	15/15	80	65	15	0.0	0.0	2	56	56	0	2	2	2	0
2017	Carolina	16/16	75	68	7	0.0	0.0	2	42	40	0	10	1	2	0
Totals		206/133	812	626	186	6.0	38.0	27	326	56	2	84	12	16	1

NFL RANKINGS

- Recorded 21 takeaways (14 interceptions, seven fumble recoveries) since 2014, ranking third among all NFL defenders over that stretch.

HONORS


- 2x Pro Bowl (2014, 2015)
- AFC Defensive Player of the Week (2015, Week 5)

2017

- Started every game at strong safety in 2017 for a Carolina defense that ranked seventh in the league in total yards allowed...Tied for fourth on the team with 75 tackles and added 10 passes defended, two interceptions, two fumble recoveries and one forced fumble.
- Two interceptions in 2017 brought his interception total to 14 since the start of the 2014 season, tied for the fifth-most in the NFL over that span.
- Played in 200th career game on Monday Night Football vs. Miami (11/13/17).
- Recorded first career postseason interception in a Wild Card game at New Orleans (1/7/17), picking off Saints quarterback Drew Brees.

SINGLE-GAME CAREER HIGHS

TACKLES	12	2x, last at Dallas (12/21/14)
SACKS	1.0	6x, last at Jacksonville (12/13/15)
FORCED FUMBLES	1	12x, last at New Orleans (12/3/17)
FUMBLE RECOVERIES	1	16x, last vs. Green Bay (12/17/17)
INTERCEPTIONS	2	4x, last at Houston (10/8/15)
PASSES DEFENSED	3	4x, last vs. Tennessee (9/28/14)



JAMES BRADBERRY

Ht: 6-1 Wt: 212 Exp: 3
Samford Aqd: D2 '16
Career GP/GS: (29/29) [1/1]

BRADBERRY CAREER STATISTICS

Year	Team	GP/GS	Tot	T	A	Sack	Yds	INT	Yds	Lg	TD	PD	FF	FR	Yds
2016	Carolina	13/13	60	55	5	0.0	0.0	2	21	16	0	11	0	0	0
2017	Carolina	16/16	74	66	8	1.0	7.0	2	3	0	0	12	2	0	0
Totals		29/29	134	121	13	1.0	7.0	4	24	16	0	23	2	0	0

NFL RANKINGS

- Led all NFL cornerbacks with 85 tackles (press box statistics) in 2017 season.

2017

- Started every game at cornerback in 2017 for a Carolina defense that ranked seventh in the league in total yards allowed...Set new career highs in tackles (74), passes defended (12), forced fumbles (two), sacks (one) and tied his career-best two interceptions, set in 2016.
- Led the team with 12 passes defended in 2017...Second consecutive season leading the team in passes defended.
- Registered a strip-sack of Eagles quarterback Carson Wentz in Week 6 vs. Philadelphia (10/12/17), notching his first career sack and forced fumble on the same play.
- Recorded an interception in back-to-back weeks vs. Minnesota (12/10/17) and vs. Green Bay (12/17/17) in Weeks 14-15.

SINGLE-GAME CAREER HIGHS

TACKLES	8	3x, last vs. Atlanta (11/5/17)
INTERCEPTIONS	1	4x, last vs. Green Bay (12/17/17)
PASSES DEFENSED	3	at Los Angeles Rams (11/6/16)
FORCED FUMBLES	1	2x, last vs. Green Bay (12/17/17)



LORENZO DOSS

Ht: 5-11 Wt: 185 Exp: 4
Tulane Aqd: FA '18
Career GP/GS: (15/0) [0/0]

DOSS CAREER STATISTICS

Year	Team	GP/GS	Tot	T	A	Sack	Yds	INT	Yds	Lg	TD	PD	FF	FR	Yds
2015	Denver	6/0	0	0	0	0.0	0.0	0	0	0	0	0	0	0	0
2016	Denver	6/0	4	4	0	0.0	0.0	0	0	0	2	0	0	0	0
2017	Denver	3/0	0	0	0	0.0	0.0	0	0	0	0	0	0	0	0
Totals		15/0	4	4	0	0.0	0.0	0	0	0	2	0	0	0	0

2017

- Played in three games for Denver in 2017, seeing time primarily on special teams.



CORN ELDER

Ht: 5-10 Wt: 185 Exp: 2
Miami Aqd: D5 '17
Career GP/GS: (0/0) [0/0]

ELDER CAREER STATISTICS

Year	Team	GP/GS	Tot	T	A	Sack	Yds	INT	Yds	Lg	TD	PD	FF	FR	Yds
2017	Carolina	0/0	0	0	0	0.0	0	0	0	0	0	0	0	0	0
Totals		0/0	0	0	0	0.0	0	0	0	0	0	0	0	0	0

2017

• Did not play in any games during rookie season in 2017...Suffered knee injury during training camp and was placed on injured reserve prior to the start of the regular season.



DONTÉ JACKSON

Ht: 5-10 Wt: 180 Exp: R
LSU Aqd: D2 '18
Career GP/GS: (0/0) [0/0]

Drafted by the Carolina Panthers in the second round of the 2018 Draft (55th overall).

COLLEGE

- Played in 37 games with 24 starts in the secondary for the Tigers.
- For career, compiled 116 tackles, 4.0 tackles for loss, and four interceptions, 22 pass breakups and a sack.
- Named All-America Second Team by Sporting News in 2017.
- All-SEC Second Team in 2017.
- In 2017, finished with 51 tackles, 3.5 tackles for loss, a sack and an interception...Ranked second on team in pass breakups with 10.
- In his sophomore season of 2016, he played in 12 games with 11 starts...Recorded the second-most pass breakups with eight on the season...Also had 39 tackles, two interceptions and a forced fumble.



RASHAAN GAULDEN

Ht: 6-1 Wt: 200 Exp: R
Tennessee Aqd: D3 '18
Career GP/GS: (0/0) [0/0]

Drafted by the Carolina Panthers in the third round of the 2018 Draft (85th overall).

COLLEGE

- Played in 36 games with 19 starts at defensive back for Tennessee.
- Did not play in 2015 after suffering season-ending foot injury.
- In his career, tallied 140 total tackles, including 9.5 tackles for loss, forced four fumbles, recovered three fumbles and made one interception.
- Recorded 65 tackles and tied for fourth in the SEC with three forced fumbles in 2017.
- Set career highs with 10 tackles in a single game, doing it twice against Florida and South Carolina.
- In 2016, ranked third on the team with 68 tackles, including 6.0 for loss.



COLIN JONES

Ht: 6-0 Wt: 205 Exp: 8
TCU Aqd: TR '12 (SF)
Career GP/GS: (105/13) [9/1]

JONES CAREER STATISTICS


Year	Team	GP/GS	Tot	T	A	Sack	Yds	INT	Yds	Lg	TD	PD	FF	FR	Yds
2011	San Francisco	13/0	0	0	0	0.0	0.0	0	0	0	0	0	0	0	0
2012	Carolina	15/0	3	2	1	0.0	0.0	0	0	0	0	0	0	0	0
2013	Carolina	16/0	1	1	0	0.0	0.0	0	0	0	0	0	0	0	0
2014	Carolina	16/2	20	19	1	1.0	6.0	0	0	0	4	1	0	0	0
2015	Carolina	15/3	17	14	3	0.0	0.0	1	0	0	0	0	0	0	0
2016	Carolina	14/1	2	1	1	0.0	0.0	0	0	0	0	0	0	0	0
2017	Carolina	16/7	21	14	7	0.0	0.0	1	10	0	2	0	0	0	0
Totals		105/13	64	51	13	1.0	6.0	2	10	0	6	1	0	0	0

2017

- Played in 16 games with seven starts for Carolina in 2017...Recorded 21 tackles, four special team tackles and one interception.
- Notched first start of the season and a career-high most tackles in a game with six at Detroit (10/8/17).

SINGLE-GAME CAREER HIGHS

TACKLES	6	at Detroit (10/8/17)
INTERCEPTIONS	1	2x, last vs. Green Bay (12/17/17)
FORCED FUMBLES	1	at Tampa Bay (12/14/14)
PASSES DEFENSED	2	at Tampa Bay (12/14/14)



CAPTAIN MUNNERLYN

Ht: 5-9 Wt: 195 Exp: 10
 South Carolina Aqd: UFA '17 (MIN)
 Career GP/GS: (138/80) [3/1]



DA'NORRIS SEARCY

Ht: 5-11 Wt: 205 Exp: 8
 North Carolina Aqd: FA '18
 Career GP/GS: (107/56) [2/0]

MUNNERLYN CAREER STATISTICS

Year	Team	GP/GS	Tot	T	A	Sack	Yds	INT	Yds	Lg	TD	PD	FF	FR	Yds
2009	Carolina	15/4	43	35	8	0.0	0.0	0	0	0	0	2	1	1	0
2010	Carolina	16/5	47	41	6	0.0	0.0	3	37	37t	1	10	1	0	0
2011	Carolina	14/14	55	36	19	2.0	7.0	0	0	0	0	7	1	1	0
2012	Carolina	16/11	66	51	15	0.0	0.0	2	107	74t	2	6	0	0	0
2013	Carolina	16/16	86	60	26	3.5	22.5	2	86	45t	2	13	1	1	0
2014	Minnesota	16/16	69	54	15	0.0	0.0	2	1	1	0	7	0	1	0
2015	Minnesota	16/5	56	48	8	1.0	9.0	2	30	32	0	7	1	2	55
2016	Minnesota	15/9	51	38	13	0.0	0.0	0	0	0	0	3	1	0	0
2017	Carolina	14/0	30	24	6	2.0	18.0	0	0	0	0	5	0	0	0
Totals		138/80	503	387	116	8.5	56.5	11	261	74t	5	60	6	6	55

FRANCHISE RANKINGS

- Ranks first all-time in franchise history with five career interception returns for touchdowns.
- Tied for first in franchise history with two interception returns for touchdowns in same season (2012, 2013).
- Ranks second in franchise history among defensive backs with 7.5 sacks as a Panther.

2017

- Played in 14 regular season games and one playoff game for Carolina in 2017...Registered 30 tackles, two sacks and five passes defended.
- Led all Panthers secondary players with his two sacks in 2017.

SINGLE-GAME CAREER HIGHS

TACKLES	9	4x, last Carolina (9/25/16)
INTERCEPTIONS	1	11x, last vs. New York Giants (12/27/15)
PASSES DEFENSED	3	at Seattle (12/5/10)
FORCED FUMBLES	1	6x, last vs. Arizona (11/6/16)
FUMBLE RECOVERIES	1	6x, last at Green Bay (1/3/16)
SACKS	2.0	vs. New York Jets (12/15/13)
LONG INT RETURN	74t	vs. Tampa Bay (11/18/12)
KICKOFF RETURNS	1	4x, last vs. Seattle (10/7/12)
KICKOFF RETURN YARDS	64	vs. Baltimore (11/21/10)
LONG KICKOFF RETURN	64	vs. Baltimore (11/21/10)
PUNT RETURNS	5	vs. Buffalo (10/25/09)
PUNT RETURN YARDS	52	vs. Arizona (12/19/10)
LONG PUNT RETURN	37	2x, last at Tampa Bay (11/14/10)

SEARCY CAREER STATISTICS

Year	Team	GP/GS	Tot	T	A	Sack	Yds	INT	Yds	Lg	TD	PD	FF	FR	Yds	TD
2011	Buffalo	16/3	29	22	7	0.0	0.0	1	0	0	0	1	0	0	0	0
2012	Buffalo	15/0	35	22	13	0.0	0.0	0	0	0	0	1	2	0	0	0
2013	Buffalo	16/7	69	45	24	3.5	24.5	1	32	32t	1	7	0	1	74t	1
2014	Buffalo	15/13	58	39	19	0.5	5.5	3	70	70	0	5	1	1	0	0
2015	Tennessee	15/13	54	41	13	0.5	5.5	1	5	5	0	4	0	0	0	0
2016	Tennessee	14/14	51	39	12	0.0	0.0	1	0	0	0	8	0	1	0	0
2017	Tennessee	16/6	23	12	11	0.0	0.0	1	8	8	0	2	0	0	0	0
Totals		107/56	319	220	94	4.5	35.5	8	115	70	1	28	3	3	74t	1

2017

- In 2017, played in all 16 regular season games with six starts for Tennessee...Also saw action in two postseason games.
- Totals on the year include 27 tackles, one interception and two passes defended...Added two tackles in two postseason games played.

SINGLE-GAME CAREER HIGHS

TACKLES	16	vs. Cincinnati (10/13/13)
SACKS	1.0	3x, last vs. Miami (12/22/13)
FORCED FUMBLES	1	3x, last at Miami (11/13/14)
FUMBLE RECOVERIES	1	3x, last at Jacksonville (12/24/16)
INTERCEPTIONS	2	vs. Cleveland (11/30/14)