



MERCEDES-BENZ STADIUM (71,000) / SEPTEMBER 16, 2018 • 1:00 PM / PANTHERS.COM

## CAROLINA PANTHERS (1-0) AT ATLANTA FALCONS (0-1)

### PANTHERS TRAVEL TO DIVISION RIVAL FALCONS IN WEEK 2

#### CAROLINA at ATLANTA

- The Panthers will look to use momentum from a Week 1 win over Dallas as they hit the road to open NFC South play at rival Atlanta. The Falcons enter the game after a hard-fought loss that came down to the final play in the season opener in Philadelphia.
- Atlanta leads the all-time series with Carolina 28-18, including a 17-6 edge in Atlanta. Carolina is 6-5 against Atlanta in the last 11 meetings, but will be looking for the first win in Atlanta since 2014.
- The Panthers have the potential to start 2-0 for the eighth time in franchise history, and fourth time in the last five seasons. Carolina has gone to the playoffs in all but one season (2002) where the team started 2-0.
- The Panthers defeated the Cowboys in strong defensive fashion on Sunday, recording six sacks and limiting Dallas to just 94 total rushing yards. The Cowboys went just 2-of-11 on third downs and did not run a play in Carolina territory until the middle of the third quarter.
- Carolina extended its NFL-best 21-game streak of not allowing a 100-yard individual rusher as Ezekiel Elliott was held to 69 yards rushing on 15 carries.
- Offensively, Cam Newton led the offense with 58 rushing yards and a rushing touchdown, while Christian McCaffrey recorded 95 yards from

#### STATISTICAL SNAPSHOT

Below are the 2018 regular season averages and NFL rankings for Carolina and Atlanta in some key statistical categories:

	Carolina		Atlanta	
	Avg.	Rank	Avg.	Rank
<b>OFFENSE</b>				
<b>Total Yards Per Game</b>	293.0	28th	299.0	26th
<b>Rushing Yards Per Game</b>	147.0	6th	74.0	27th
<b>Rushing Yards Per Attempt</b>	4.6	10th	4.1	19th
<b>Passing Net Yards Per Game</b>	146.0	28th	225.0	18th(t)
<b>Sacks Per Pass Play</b>	10.3%	28th	8.5%	22nd
<b>Sacks Allowed</b>	3	20th(t)	4	25th(t)
<b>Third Down Efficiency</b>	33.3%	18th(t)	26.7%	25th
<b>Points Per Game</b>	16.0	25th(t)	12.0	29th
<b>DEFENSE</b>				
<b>Total Yards Per Game</b>	232.0	3rd(t)	232.0	3rd(t)
<b>Rushing Yards Per Game</b>	94.0	10th	113.0	15th
<b>Rushing Yards Per Attempt</b>	4.3	18th	4.2	17th
<b>Passing Net Yards Per Game</b>	138.0	3rd	119.0	2nd
<b>Sacks Per Pass Play</b>	17.1%	1st	5.4%	17th
<b>Sacks</b>	6	2nd(t)	2	14th(t)
<b>Third Down Efficiency</b>	18.2%	4th(t)	50.0%	29th(t)
<b>Points Per Game</b>	8.0	3rd	18.0	10th

#### BROADCAST INFORMATION



**TELEVISION**  
FOX

(WJZY in Charlotte)

**Play-by-Play:** Dan Hellie

**Analyst:** Greg Jennings

**Sideline:** Karyn Bryant



**RADIO FLAGSHIP**  
WBT-AM

(1110 AM/99.3 FM in Charlotte)

**Play-by-Play:** Mick Mixon

**Analyst:** Jim Szoke

**Analyst:** Eugene Robinson

**Sideline:** Kevin Donnalley



**SPANISH RADIO**  
WGSP-FM

(102.3 FM in Charlotte)

**Play-by-Play:** Jaime Moreno

**Analyst:** Luis Moreno, Jr.

#### 2018 Individual Leaders

Passing	Yds	Cmp%	TD	INT	Rtg
Cam Newton, Car.	161	65.4	0	0	82.4
Matt Ryan, Atl.	251	48.8	0	1	57.4

Rushing	Att	Yds	Avg	Lng	TD
Cam Newton, Car.	13	58	4.5	29	1
Devonte Freeman, Atl.	6	36	6.0	20	0

Receiving	Rec	Yds	Avg	Lng	TD
Christian McCaffrey, Car.	6	45	7.5	14	0
Julio Jones, Atl.	10	169	16.9	36	0



## WEEK TWO: CAROLINA PANTHERS AT ATLANTA FALCONS



### PANTHERS BESTS VS. ATLANTA

Rushing yards: 165, DeShaun Foster at Atlanta (1/1/06)  
Receiving yards: 168, Steve Smith at Atlanta (11/23/08)  
Receptions: 10, 2x, Muhsin Muhammad at Atlanta (12/18/04)  
Passing yards: 340, Jake Delhomme at Atlanta (12/18/04)



### THE SERIES

Atlanta leads the all-time series with Carolina, 27-18. Carolina snapped Atlanta's three-game win streak with a win at home earlier this year. The Panthers are 6-17 on the road all-time against Atlanta. The two teams have met in Atlanta four times in the season's final game with Carolina going 3-1 in those games.

#### BY THE NUMBERS

**Record vs. Falcons:** 18-28  
**Road Record at Falcons:** 6-17  
**Last game:** Atlanta 22 Carolina 10 (12/31/17)  
**Last game at Atlanta:** Atlanta 22 Carolina 10 (12/31/17)  
**Last Panthers win:** Carolina 20 Atlanta 17 (11/5/17)  
**Last Falcons win:** Atlanta 22 Carolina 10 (12/31/17)  
**Panthers largest winning margin:** 38 at Carolina (12/13/15)  
**Falcons largest winning margin:** 41 at Carolina (11/24/02)  
**Current series streak:** Atlanta W1 (2017- )  
**Panthers longest winning streak:** 3 gms (2012-13)  
**Falcons longest winning streak:** 6 gms (2000-02)  
**Most points, Panthers:** 44 at Atlanta (1/1/06)  
**Most points, Falcons:** 51 at Atlanta (10/4/98)  
**Most points, both teams:** 77 at Atlanta (10/4/98)  
**Fewest points, Panthers:** 0, 2x (11/24/02)  
**Fewest points, Falcons:** 0 at Carolina (12/13/15)  
**Fewest points, both teams:** 13 at Atlanta (12/24/06)

### THE SERIES

#### ATLANTA FALCONS (18-28)

**Home: 12-11...Away: 6-17...Playoffs: 0-0**

09/03/95	at Atlanta	L	OT	20-23
12/17/95	ATLANTA (at Clemson)	W		21-17
09/01/96	ATLANTA	W		29-6
11/03/96	at Atlanta	L		17-20
09/07/97	at Atlanta	W		9-6
10/26/97	ATLANTA	W		21-12
09/06/98	ATLANTA	L		14-19
10/04/98	at Atlanta	L		23-51
10/31/99	at Atlanta	L		20-27
11/28/99	ATLANTA	W		34-28
09/17/00	ATLANTA	L		10-15
10/29/00	at Atlanta	L		12-13
09/23/01	at Atlanta	L		16-24
11/25/01	ATLANTA	L		7-10
10/20/02	at Atlanta	L		0-30
11/24/02	ATLANTA	L		0-41
09/28/03	ATLANTA	W		23-3
12/07/03	at Atlanta (Sunday Night)	L	OT	14-20
10/03/04	ATLANTA	L		10-27
12/18/04	at Atlanta (Saturday Night)	L	OT	31-34
12/04/05	ATLANTA	W		24-6
01/01/06	at Atlanta	W		44-11
09/10/06	ATLANTA	L		6-20
12/24/06	at Atlanta	W		10-3
09/23/07	at Atlanta	W		27-20
11/11/07	ATLANTA	L		13-20
09/28/08	ATLANTA	W		24-9
11/23/08	at Atlanta	L		28-45
09/20/09	at Atlanta	L		20-28
11/15/09	ATLANTA	W		28-19
12/12/10	ATLANTA	L		10-31
01/02/11	at Atlanta	L		10-31
10/16/11	at Atlanta	L		17-31
12/11/11	ATLANTA	L		23-31
09/30/12	at Atlanta	L		28-30
12/09/12	ATLANTA	W		30-20
11/03/13	ATLANTA	W		34-10
12/29/13	at Atlanta	W		21-20
11/16/14	ATLANTA	L		17-19
12/28/14	at Atlanta	W		34-3
12/13/15	ATLANTA	W		38-0
12/27/15	at Atlanta	L		13-20
10/02/16	at Atlanta	L		33-48
12/24/16	ATLANTA	L		16-33
11/05/17	ATLANTA	W		20-17
12/31/17	at Atlanta	L		10-22

### INDIVIDUAL CAREER STATS VS. ATLANTA

<b>Cam Newton (14 gms):</b>	207.6 pass yd/gm, 56.2 comp %, 18 pass TD, 15 INT, 76.7 rtg, 51.5 rush yd/gm, 7 rush TD
<b>Devin Funchess (6 gms):</b>	37.3 rec yd/gm, 1 rec TD, 86 rec yds game high
<b>Torrey Smith (2 gms):</b>	62.5 rec yd/gm, 1 rec TD, 81 rec yds game high
<b>Jarius Wright (3 gms):</b>	54.3 rec yd/gm, 0 rec TD, 132 rec yds game high
<b>Christian McCaffrey (2 gms):</b>	40 rush yd/gm, 1 rush TD, 34.0 rec yds/gm, 0 rec TD
<b>Julius Peppers (21 gms):</b>	8.0 sacks, 3 TFL, 11 hurries, 0 INTs, 2 FR, 1 TD
<b>Luke Kuechly (11 gms):</b>	9.4 tackles/gm, 8 TFL, 2 INTs, 1 FR
<b>Mario Addison (10 gms):</b>	4.0 sacks, 5 TFL, 1 FF
<b>Kawann Short (10 gms):</b>	6.5 sacks, 7 TFL, 2 FF, 1 FR
<b>Mike Adams (4 gms):</b>	4.0 tackles/gm, 1 INT, 1 FF
<b>Graham Gano (11 gms):</b>	18-20 FG, 28-28 XP, 55 FG long



## WEEK TWO: CAROLINA PANTHERS VS. ATLANTA FALCONS



### NOTABLE CONNECTIONS

#### *Coaching connections*

- Panthers defensive line coach Eric Washington was a coaching intern with Atlanta during the 2004 training camp, assisting with the linebackers.
- Panthers running game coordinator John Matsko and Falcons tight ends coach Wade Harman were both on the Ravens coaching staff from 2008-10.
- Falcons defensive coordinator Marquand Manuel played for the Panthers in 2007.
- Falcons quarterback coach Bush Hamdan was the offensive coordinator/QBs coach at Davidson in 2014.
- Falcons offensive assistant coach Dave Brock was the assistant head coach/recruiting coordinator and wide receivers coach at North Carolina from 2005-06.

#### *Player connections*

- Panthers defensive tackle Dontari Poe played for the Falcons in 2017.
- Panthers punter Michael Palardy spent time on Atlanta's practice squad during 2016 training camp.

#### *Area Connections*

- Panthers quarterback Cam Newton is a native of College Park, Ga., and attended Westlake High School.
- Panthers defensive tackle Kyle Love is from College Park, Ga.
- Panthers fullback Alex Armah played collegiately at West Georgia and is from Dacula, Ga.
- Falcons safety Justin Bethel is from Blythewood, S.C., and went to Presbyterian College.
- Falcons wide receiver Justin Hardy is from Vanceboro, N.C. and played collegiately at East Carolina.
- Falcons defensive lineman Grady Jarrett and Vic Beasley Jr. played at Clemson University.

#### *College Connections*

- Panthers quarterback Cam Newton and Falcons long snapper Josh Harris were college teammates at Auburn.
- Panthers defensive tackle Kawann Short and Falcons safety Ricardo Allen were college teammates at Purdue.
- Panthers linebacker Shaq Thompson was college teammates with Falcons wide receiver Marvin Hall and cornerback Desmond Trufant at Washington.
- Panthers defensive end Bryan Cox Jr. was college teammates with Falcons cornerback Brian Poole at Florida.
- Falcons wide receiver Russell Gage played with Panthers cornerback Donte Jackson at LSU. Jackson and Panthers guard Trai Turner were also college teammates with Falcons linebacker Deion Jones at LSU.
- Falcons safety Jordan Richards and tight end Austin Hooper played were college teammates with Panthers running back Christian McCaffrey at Stanford.



## THE HEAD COACHES



### Ron RIVERA

**NFL:** 22nd season

**Panthers HC:** 8th season

**Regular Season:** 65-47-1 (.580)

**Postseason:** 3-4 (.429)

Ron Rivera became the fourth coach in Carolina Panthers history on January 11, 2011.

In seven seasons, Rivera has guided the team to a Super Bowl appearance, an NFC Championship and three NFC South titles. The Panthers have advanced to the playoffs in four of the last five seasons, tied for the most in the NFC over that span. Rivera is a two-time (2013 and 2015) Associated Press NFL Coach of the Year award winner. In 2015, Rivera led the Panthers to the second Super Bowl appearance in team history following a franchise-best 15-1 record and their third consecutive NFC South championship. In the process, Carolina became the fourth team in the Super Bowl era to start a season 14-0. Carolina's 18-game regular season winning streak, beginning in 2014, was the longest in NFC history. In 2013, Rivera guided Carolina to its first playoff appearance since 2008 and in 2014, he led the Panthers to the team's first playoff win since 2005.

With 64 career regular season wins, Rivera is 10 wins away from becoming the Panthers all-time winningest coach, surpassing John Fox.

Before joining the Panthers in 2011, Rivera coached the San Diego Chargers (2007-2010), Chicago Bears (2004-06, 1997-98) and Philadelphia Eagles (1999-2003). In 2006, the Bears defense led the NFL with 44 takeaways, helping propel Chicago to an appearance in Super Bowl XLI.

Rivera is just the third Latino head coach in NFL history, joining Tom Flores with the Oakland Raiders (1979-1987) and Seattle Seahawks (1992-94) and Tom Fears with the New Orleans Saints (1967-1970).


A second-round draft choice in 1984 by Chicago, Rivera played nine seasons with the Bears. Primarily an outside linebacker, he was a member of the Super Bowl XX championship team in 1985.

An All-American at the University of California, Rivera finished his career as the school's all-time leader in sacks with 22 and tackles with 336.

Born January 7, 1962 in Fort Ord, Calif., he and his wife, Stephanie, have two children – Christopher and Courtney.

### RIVERA COACHING HISTORY

2011-	Carolina Panthers	Head Coach
2008-10	San Diego Chargers	Defensive Coordinator
2007-08	San Diego Chargers	Inside Linebackers
2004-06	Chicago Bears	Defensive Coordinator
1999-2003	Philadelphia Eagles	Linebackers
1997-98	Chicago Bears	Defensive Quality Control



### Dan QUINN

**NFL:** 4th season

**Falcons HC:** 4th season

**Regular Season:** 29-20 (.592)

**Postseason:** 3-2 (.600)

Dan Quinn was named the 16th head coach in Atlanta Falcons history and took over the club after serving as the Seattle Seahawks defensive coordinator for the last two seasons (2013-14).

In 2016, Quinn guided the Falcons to the second Super Bowl in franchise history. Atlanta scored 540 points, 97 more than any other team in the league. From 2013-14, Quinn oversaw the NFL's top defensive unit as Seattle led the League allowing 270.4 yards per game, 15.2 points per game, and 178.8 passing yards per game while holding opponents to 9120.6 rushing yards per game. Quinn originally joined the Seahawks in 2009, after spending the previous six years coaching the defensive lines for the San Francisco 49ers (2003-04), Miami Dolphins (2005-06) and the New York Jets (2007-08). He previously served as the Seahawks assistant head coach/defensive line coach in 2009. He began his NFL coaching career in San Francisco as its defensive assistant in 2001 before moving on to coach the 49ers defensive line from 2003-2004.

Quinn got his start coaching the defensive line at William and Mary in 1994, followed by a season at Virginia Military Institute. He held the same position with Hofstra for four seasons before being promoted to defensive coordinator in 2000. Quinn was a four-year letter winner and two-time co-captain at Division III Salisbury (Md.) State as a defensive lineman, where he recorded 139 tackles and eight tackles for loss. He also lettered in track and held the school record in the hammer throw. He was inducted into the Salisbury State Athletic Hall of Fame in 2005.

He was born September 11, 1970 in Morristown, New Jersey.

### QUINN COACHING HISTORY

2015-pres	Atlanta Falcons	Head Coach
2013-14	Seattle Seahawks	Defensive Coordinator
2011-12	Florida Gators	Defensive Coordinator
2009-10	Seattle Seahawks	Defensive Line Coach
2007-08	New York Jets	Defensive Line Coach
2005-06	Miami Dolphins	Defensive Line Coach
2003-04	San Francisco 49ers	Defensive Line Coach
2001-02	San Francisco 49ers	Defensive Quality Control
2000	Hofstra	Defensive Coordinator
1996-99	Hofstra	Defensive Line Coach
1995	VMI	Defensive Line Coach
1994	William & Mary	Defensive Line Coach



## THE LAST TIME...

### GAME SUMMARY

## ATLANTA 22, CAROLINA 10

DECEMBER 31, 2017 • MERCEDES-BENZ STADIUM • ATLANTA, GA.

CHARLOTTE — It's not the way the Carolina Panthers would've liked to end 2017, but even after a 22-10 loss to the Falcons, Carolina will begin the new year with postseason play for the fourth time in five seasons. Quarterback Cam Newton and the Panthers offense never shifted out of first gear in the first half. After falling behind a touchdown on the Falcons' opening drive, Newton began the game 0-for-9 passing, the poorest start not only in his career but also in franchise history. The trend continued into the second quarter, but when Newton did finally complete his 10th attempted pass to running back Christian McCaffrey for minus-3 yards, it spurred Carolina's game-tying scoring drive. The Panthers moved the chains on fourth down and converted on third down three times during the drive, including a including a 27-yard completion to wide receiver Brenton Bersin on third-and-23. Ironically, Newton finished the drive completing all seven of his passes after finding wide receiver Devin Funchess in the end zone for a 4-yard score. That sent the teams to halftime tied at 7-7. The Panthers suffered a three-and-out on the opening possession of second half while the Falcons converted field goals on each of their first three second-half drives to build a working margin. Down 16-7 at the start of the fourth quarter, Newton found Funchess for a 44-yard pickup through air, the largest gain of the game for either team. However, Carolina failed to capitalize on the big play and was forced to settle for 42-yard Graham Gano field goal. The score made it 16-10. The Falcons drove back down into Panthers' territory on the ensuing drive and rolled the dice on a 56-yard field goal attempt. To Carolina's dismay, Bryant's kick sailed through the uprights with distance to spare and all but ended the Panthers' hopes of topping the Falcons in the season finale. Atlanta added another field goal for insurance and intercepted Newton twice more to end Carolina's final two drives.

### SCORING

SCORE BY PERIODS	1	2	3	4	OT	TOTAL
Carolina Panthers	0	7	0	3	0	10
Atlanta Falcons	7	0	6	9	0	22

### SCORING DRIVES

Team	Qtr	Time	Play Description (Extra Point) (Drive Info)	CAR	ATL
Falcons	1	10:32	D.Freeman 19 yd. pass from M.Ryan (M.Bryant kick) (10-75, 4:28)	0	7
Panthers	2	0:50	D.Funchess 4 yd. pass from C.Newton (G.Gano kick) (16-78, 8:25)	7	7
Falcons	3	6:31	M.Bryant 30 yd. Field Goal (13-68, 6:55)	7	10
Falcons	3	3:44	M.Bryant 42 yd. Field Goal (5-15, 2:00)	7	13
Falcons	4	14:11	M.Bryant 30 yd. Field Goal (8-60, 3:26)	7	16
Panthers	4	10:34	G.Gano 42 yd. Field Goal (7-51, 3:37)	10	16
Falcons	4	6:37	M.Bryant 56 yd. Field Goal (8-37, 3:57)	10	19
Falcons	4	2:27	M.Bryant 33 yd. Field Goal (4-8, 1:41)	10	22

### TEAM STATISTICS

	PANTHERS	FALCONS
TOTAL FIRST DOWNS	15	20
THIRD DOWN EFFICIENCY	5-15-33%	6-16-38%
FOURTH DOWN EFFICIENCY	1-1-100%	0-0-0%
TOTAL NET YARDS	248	371
NET YARDS RUSHING	87	60
NET YARDS PASSING	161	311
PASS ATTEMPTS-COMPLETIONS-HAD INTERCEPTED	34-14-3	45-28-0
KICKOFFS NUMBER-IN END ZONE-TOUCHBACKS	3-3-3	7-6-6
PUNTS NUMBER AND AVERAGE	7-47.0	5-46.6
TOTAL RETURN YARDAGE (NOT INCLUDING KICKOFFS)	15	41
PENALTIES NUMBER AND YARDS	5-35	7-60
FUMBLES NUMBER AND LOST	2-0	1-0
TOUCHDOWNS	1	1
EXTRA POINTS MADE-ATTEMPTS	1-1	1-1
FIELD GOALS MADE-ATTEMPTS	1-1	5-5
RED ZONE EFFICIENCY	1-2-50%	1-5-20%
GOAL TO GO EFFICIENCY	1-2-50%	0-0-0%
SAFETIES	0	0
TIME OF POSSESSION	25:18	34:42

### PANTHERS INDIVIDUAL STATISTICS

RUSHING	ATT	YDS	AVG	LG	TD
C.Newton	11	59	5.4	17	0
C.Artis-Payne	5	16	3.2	12	0
C.McCaffrey	6	14	2.3	8	0
F.Whittaker	1	0	0.0	0	0
K.Clay	1	-2	-2.0	-2	0
<b>Total</b>	<b>24</b>	<b>87</b>	<b>3.6</b>	<b>17</b>	<b>0</b>

PASSING	ATT	CMP	YDS	SK/YD	TD	LG	IN	Rtg.
C.Newton	34	14	180	2/19	1	44	3	31.5
<b>Total</b>	<b>34</b>	<b>14</b>	<b>180</b>	<b>2/19</b>	<b>1</b>	<b>44</b>	<b>3</b>	<b>31.5</b>

PASS RECEIVING	REC	YDS	AVG	LG	TD
C.McCaffrey	5	40	8.0	20	0
D.Funchess	2	48	24.0	44	1
B.Bersin	2	36	18.0	27	0
E.Dickson	2	22	11.0	11	0
K.Clay	1	15	15.0	15	0
G.Olsen	1	10	10.0	10	0
F.Whittaker	1	9	9.0	9	0
<b>Total</b>	<b>14</b>	<b>180</b>	<b>12.9</b>	<b>44</b>	<b>1</b>

Sacks: 1 - M.Addison (0.5), L.Kuechly (0.5)  
Interceptions: 0

### FALCONS INDIVIDUAL STATISTICS

RUSHING	ATT	YDS	AVG	LG	TD
D.Freeman	11	23	2.1	5	0
T.Coleman	11	23	2.1	6	0
M.Ryan	3	14	4.7	13	0
M.Sanu	1	0	0.0	0	0
<b>Total</b>	<b>26</b>	<b>60</b>	<b>2.3</b>	<b>13</b>	<b>0</b>

PASSING	ATT	CMP	YDS	SK/YD	TD	LG	IN	Rtg.
M.Ryan	45	28	317	1/6	1	27	0	90.7
<b>Total</b>	<b>45</b>	<b>28</b>	<b>317</b>	<b>1/6</b>	<b>1</b>	<b>27</b>	<b>0</b>	<b>90.7</b>

PASS RECEIVING	REC	YDS	AVG	LG	TD
D.Freeman	9	85	9.4	26	1
M.Sanu	7	71	10.1	18	0
Ju.Jones	5	80	16.0	27	0
A.Hooper	3	35	11.7	24	0
J.Hardy	2	32	16.0	17	0
T.Coleman	2	14	7.0	12	0
<b>Total</b>	<b>28</b>	<b>317</b>	<b>11.3</b>	<b>27</b>	<b>1</b>

Sacks: 2 - V. Beasley (1.0), G. Jarrett (1.0)  
Interceptions: 3 - K.Neal, R.Allen, R.Alford



## THIS WEEK IN THE NFC SOUTH

Carolina travels to Atlanta, while New Orleans hosts Cleveland and the Buccaneers host the Eagles.

Last week, the Falcons lost at Philadelphia while the Buccaneers won on the road at New Orleans. Carolina defeated Dallas at home.

### THIS WEEK'S NFC SOUTH SCHEDULE

Sunday	Carolina at Atlanta	1:00 p.m.
Sunday	Cleveland at New Orleans	1:00 p.m.
Sunday	Philadelphia at Tampa Bay	1:00 p.m.

### 2017 NFC SOUTH STANDINGS

	W	L	T	PCT.	PF	PA
<b>Carolina</b>	<b>1</b>	<b>0</b>	<b>0</b>	<b>1.000</b>	<b>16</b>	<b>8</b>
Tampa Bay	1	0	0	1.000	48	40
Atlanta	0	1	0	.000	12	18
New Orleans	0	1	0	.000	40	48

## MEDIA INFORMATION

**Panthers.com** – For the most up-to-date information on the Carolina Panthers, please visit the team's official web site at [www.panthers.com](http://www.panthers.com). Media information, including releases, flip cards, transcripts and media guide is available at [www.panthers.com/news/media](http://www.panthers.com/news/media).

Credentialed media in the press box are encouraged to join the Panthers GameDay slack channel for immediate stats, notes and quotes. To join, email a request to [will.bryan@panthers.nfl.com](mailto:will.bryan@panthers.nfl.com).

## 2018 PANTHERS SCHEDULE

### PRESEASON (3-1)

Thursday	Aug. 9	@ Buffalo	W, 28-23
Friday	Aug. 17	MIAMI	W, 27-20
Friday	Aug. 24	NEW ENGLAND	W, 25-14
Thursday	Aug. 30	@ Pittsburgh	L, 24-39

### REGULAR SEASON (1-0)

Sunday	Sept. 9	DALLAS	W, 16-8
Sunday	Sept. 16	@ Atlanta	1 p.m.
Sunday	Sept. 23	CINCINNATI	1 p.m.
Sunday	Sept. 30	BYE	
Sunday	Oct. 7	NEW YORK GIANTS	1 p.m.
Sunday	Oct. 14	@ Washington	1 p.m.
Sunday	Oct. 21	@ Philadelphia	1 p.m.
Sunday	Oct. 28	BALTIMORE	1 p.m.
Sunday	Nov. 4	TAMPA BAY	1 p.m.
Thursday	Nov. 8	@ Pittsburgh	8:20 p.m.
Sunday	Nov. 18	@ Detroit	1 p.m.
Sunday	Nov. 25	SEATTLE	1 p.m.
Sunday	Dec. 2	@ Tampa Bay	1 p.m.
Sunday	Dec. 9	@ Cleveland	1 p.m.
Monday	Dec. 17	NEW ORLEANS	8:15 p.m.
Sunday	Dec. 23	ATLANTA	1 p.m.
Sunday	Dec. 30	@ New Orleans	1 p.m.

## 2018 SCHEDULE NOTES

In addition to home and away games against NFC South foes Atlanta, New Orleans and Tampa Bay, Carolina will play all four teams from both the NFC East and the AFC North. The Panthers' remaining two intra-conference opponents were based on the 2017 standings. Carolina will host Seattle and play at Detroit after all three teams finished second in their respective divisions.

A few notes on Carolina's 2018 opponents:

- The Panthers will play six games against teams that qualified for the playoffs, including a road game at Super Bowl champion Philadelphia. It marks the third consecutive year that Carolina plays a road game at the Super Bowl champion. The Panthers have faced the NFC Champion in every season since 2008.
- The 2017 combined record of the opponents for Carolina's 16 games is 131-125, a .511 winning percentage.
- Since divisional realignment 2002, the Panthers are 15-17 against the NFC East and 6-9-1 against the AFC North.
- The NFC South featured three teams in the 2017 playoffs for the first time in its history. The division's 37 wins led all divisions in the NFL in 2017. It marked the sixth time since 2002 that a division sported three teams with 10 or more wins.
- The Panthers have faced New Orleans 47 times, Carolina's most common all-time opponent. The Panthers are 24-23 all-time against the Saints, including the playoffs. The Saints have a slight edge in all-time points scored 1044-1040.
- Carolina is set to face off against Seattle for the ninth time since the 2010 season, with two of those meetings coming in the postseason. Carolina is 4-8 all-time against Seattle, but has won two of the last three.
- The Panthers are 5-1 against Washington since divisional realignment in 2002.
- Carolina will be looking for its first road victory in franchise history at Pittsburgh. The Panthers are 1-5 all-time against the Steelers with the only win coming at home in 1996.
- Carolina is seeking its first regular season home win against Dallas. The Panthers have four wins all-time against the Cowboys, two on the road and two at home in the playoffs.
- Carolina is 46-41 all-time at home and 37-49 all-time on the road.
- After playing six games on the West Coast in the last three seasons, Carolina will not travel west in the regular season in 2018. The Panthers will travel a total of 6,938 miles in 2018, the fewest in the NFL in 2018 and the fewest in franchise history.



## 2018 NFL DRAFT CHOICES

**WR DJ Moore, Maryland**

1st Round, 24th overall

Moore finished fifth in Maryland history in receptions (146), sixth in receiving yards (2,027) and fourth in touchdown receptions (17). In 2017, he earned Phil Steele All-America Second Team honors and was the Big Ten Receiver of the Year and All-Big Ten First Team selection. Moore set a Maryland record with 80 receptions last season while accumulating 1,033 receiving yards, good for third in Maryland history.

**CB Donte Jackson, LSU**

2nd round, 55th overall

A two-sport athlete at LSU who posted top times in the SEC in the sprint events, Jackson was an All-America Second Team selection last season, making 51 tackles, a sack, an interception and 10 pass breakups. He ran a 4.32 in the 40 at the combine, tying for the fastest time last year.

**S Rashaan Gaulden, Tennessee**

3rd Round, 85th overall

Gaulden recorded 65 tackles and tied for fourth in the SEC with three forced fumbles in 2017. He finished his career with 140 total tackles, including 9.5 tackles for loss, four forced fumbles, three fumble recoveries and one interception.

**TE Ian Thomas, Indiana**

4th round, 101st overall

Thomas arrived at Indiana in 2016 after spending time at Nassau Community College on Long Island in New York. He was an All-Big Ten Honorable Mention honoree, finishing second among Big Ten tight ends with 15.0 yards per reception (ranking 4th nationally) and tied for third among tight ends in the conference with five receiving touchdowns.

**DE Marquis Haynes, Ole Miss**

Round 4, 136th overall

Marquis Haynes comes to Carolina after a decorated career at Ole Miss where he played four full seasons. He finished his career after becoming the modern-era career sacks leader with 32 career sacks. He also holds the modern-era career tackles for loss record with 47.5. In 2017, Haynes earned All-SEC Second Team accolades and participated in the Senior Bowl. He tallied 45 tackles, including 7.5 sacks which ranked fifth in the SEC.

**LB Jermaine Carter, Jr., Maryland**

Round 5, 161st overall

Carter compiled 337 career tackles with 9.5 sacks and one interception which he returned for a touchdown. Between 2015-17, he led the team in tackles over three consecutive seasons, becoming just the fifth Maryland player since 1969 to achieve the feat.

**LB Andre Smith, North Carolina**

Round 7, 234th overall

Smith tallied 187 tackles in his three seasons at North Carolina. He also notched two sacks and two interceptions with five pass breakups and two forced fumbles in his career. In 2017, he tallied 21 tackles and had a 73-yard interception return in the opening week against Cal, but then suffered a season-ending injury against in Week 2 against Louisville. In 2016, he tallied 113 tackles, ranking second on the team and seventh in the ACC.

**DT Kendrick Norton, Miami\***

Round 7, 242nd overall

Norton compiled 84 tackles, 18.0 tackles for loss and 5.0 sacks in his three seasons at Miami. In 2017, he earned All-ACC Honorable Mention accolades while finishing with 26 tackles and 6.5 tackles for loss with two sacks. In 2016, he was named All-ACC Third Team as he ranked seventh on the team and second among defensive linemen with 39 tackles.

\*-practice squad

## KEY PLAYER ACQUISITIONS

**RB C.J. Anderson - Free Agent (Denver)**

Anderson comes to Carolina fresh off the heels of a 1,000-yard rushing season in Denver last fall. Last season, he rushed for 1,007 yards, ranking ninth in the NFL. He tallied 3,051 rushing and 20 touchdowns in five seasons with Denver. He ran for 90 yards and a touchdown in a Super Bowl 50 win against Carolina. Anderson has only lost three fumbles in 693 career carries, tying for third in the NFL in fewest fumbles since 2013 (min. 600 carries).

**DT Dontari Poe - Unrestricted Free Agent (Atlanta)**

Carolina's front seven on defense has remained one of the team's greatest strengths in recent years. The Panthers looks to continue that trend in 2018 after signing defensive tackle Dontari Poe. A two-time Pro Bowler, Poe brings size, strength and a wealth of experience to the interior of the defensive line. Originally the 11th overall pick in the 2012 Draft, he has racked up 239 tackles, 15.5 sacks, 14 pass deflections and two forced fumbles entering 2018. Poe has also recorded three career touchdowns on offense, rushing for two scores and passing for one.

**S Da'Norris Searcy - Unrestricted Free Agent (Tennessee)**

The Panthers added the former North Carolina Tar Heel this offseason to shore up a defensive secondary. Searcy played safety for the Tennessee Titans for the last three seasons (2015-17) after spending his first four years in the league with the Buffalo Bills (2011-14). Before joining Carolina, he recorded 330 tackles, 26 passes defended, 4.5 sacks and eight interceptions.

**WR Torrey Smith - Traded from Philadelphia**

Wide receiver Torrey Smith provides a new weapon for quarterback Cam Newton to utilize in the passing game. Since 2011, Smith ranks third in the NFL in yards per reception (min. 200 receptions), averaging 16.4 yards per catch. Now in his eighth year, he has tallied 303 receptions for 4,966 yards and 39 touchdowns. Originally a second round draft pick in 2011 by Baltimore, Smith has since spent time with San Francisco (2015-16) and Philadelphia (2017), earning two Super Bowl championships along the way.

**WR Jarius Wright - Unrestricted Free Agent (Minnesota)**

Jarius Wright comes to Carolina after spending the first six seasons of his career with Minnesota. The former Viking will reunite with Norv Turner, Carolina's new offensive coordinator, after spending three seasons (2014-16) with Turner in Minnesota. Wright has a knack for being a reliable third-down receiver with over 40 percent of his career receptions coming on third-down. Since entering the league in 2011, he has tallied 156 total catches for 2,062 yards and 10 touchdowns.





### CONTINUING LEAGUE-BEST STREAK

The Panthers extended its league-best streak of 21 games without allowing a 100-yard rusher. Carolina held Dallas running back Ezekiel Elliott to 69 rushing yards on 15 carries. The game marked the third-lowest rushing output for Elliott in his career, which includes 26 games over the last three seasons.

The Panthers only allowed 94 total rushing yards to Dallas as a team, ranking in the Top 10 of the NFL after Week 1. Carolina has held opponents at 100 or fewer rush yards in 12 of the last 17 regular season games dating to last season.



### SWEET HOMECOMING

Carolina opened the season at home for just the second time in the Ron Rivera era and first time since 2013. The Panthers improved to 4-4 in season openers under Rivera.

Carolina has now won six games in a row at home dating back to the 2017 season. That streak is tied with the Vikings and Patriots for the longest active home win streak in the NFL.



### THE SACKS ARE BACK

The Panthers ranked third in the NFL in sacks in 2017 with 50 sacks. That trend continued on Sunday as the Panthers sacked Dak Prescott six times. It tied for the most sacks in a game for Carolina since Week 8 of 2016 against Arizona (8). Through Week 1, Carolina is tied for second in the NFL in sacks.

Kawann Short (2), Mario Addison (1.5), Wes Horton (1.5) and Shaq Thompson (1) all contributed to the sack attack.

According to the NFL's Next Gen stats, Thompson's sack took only 2.2 seconds, the second-fastest sack in Week 1. Whereas Short's average distance to the quarterback at time of throw was a team-best 3.7 yards (league average 4.49 yards in Week 1).



### ON THE RUN

The Panthers rushed for 147 yards in the opener, the 91st 100-yard rushing game under head coach Ron Rivera. Carolina is 39-13 when rushing over 100 yards and holding an opponent under 100 yards in the Rivera era.

Carolina was led by a team-high 58 rushing yards from quarterback Cam Newton. It marked Newton's most rushing yards in a season opener in his career. Newton also added a rushing touchdown.

Christian McCaffrey ran for 50 yards on 10 carries, while fullback Alex Armah scored his first career touchdown on a one-yard rush in the fourth quarter. Newly added running back C.J. Anderson made the most of his seven carries, tallying 35 yards for an average of 5.0 yards per carry.







## 2018 WEEK-BY-WEEK TEAM STATISTICAL RANKINGS

Category	Week 1	Week 2	Week 3	Week 4	Week 5	Week 6	Week 7	Week 8	Week 9	Week 10	Week 11	Week 12	Week 13	Week 14	Week 15	Week 16	Week 17
Net Yards per game	28th																
Rushing Yards per game	6th																
Net Passing Yards per game	28th																
Third Down Efficiency	18th																
Points per game	25th																
Opp. Net Yards per game	3rd																
Opp. Rushing Yards per game	10th																
Opp. Net Passing Yards per game	3rd																
Opp. Third Down Efficiency	4th																
Sacks	2nd																
Opp. Points per game	3rd																

## ALL-TIME YEAR-BY-YEAR TEAM STATISTICAL RANKINGS

Category	1995	1996	1997	1998	1999	2000	2001	2002	2003	2004	2005	2006	2007	2008	2009	2010	2011	2012	2013	2014	2015	2016	2017	2018
Net Yards per game	26	23	26	20	6	20	30	31	16	13	22	24	29	10	19	32	7	12	26	16	11	19	19	28
Rushing Yards per game	20	15	15	28	20	29	29	25	7	28	19	24	14	3	3	13	3	9	11	7	2	10	4	6
Net Passing Yards per game	24	22	26	14	2	12	26	30	18	9	17	15	29	19	27	32	13	16	29	19	24	21	28	28
Third Down Efficiency	20	21	2	13	10	15	30	30	20	10	6	32	24	19	19	30	10	6	4	12	7	23	7	18
Points per game	25	7	27	12	4	21	29	30	15	13	8	27	26	7	21	32	5	18	18	19	1	15	12	25
Opp. Net Yards per game	7	10	15	30	26	27	31	2	8	20	3	7	16	18	8	18	28	10	2	10	6	21	7	3
Opp. Rushing Yards per game	10	8	22	26	24	26	31	8	11	17	4	11	18	20	22	23	25	14	2	16	4	6	3	10
Opp. Net Passing Yards per game	14	12	9	28	23	26	28	4	9	18	9	4	17	16	4	11	24	13	6	11	11	29	18	3
Opp. Third Down Efficiency	15	1	17	26	30	27	27	2	8	31	27	3	26	18	7	16	27	9	12	22	13	10	13	4
Sacks	14t	1	23	21t	23t	27t	28	2	8	24t	7	6t	31	9	22t	20t	24t	9t	1	12t	6	2	3	2
Opp. Points per game	8	2	13t	27	26	12	28	5	10	15t	5	8t	15	12	9	26	27	18	2	21	6	26	11	3

## ALL-TIME YEAR-BY-YEAR TEAM STATISTICAL AVERAGES

Category	1995	1996	1997	1998	1999	2000	2001	2002	2003	2004	2005	2006	2007	2008	2009	2010	2011	2012	2013	2014	2015	2016	2017	2018
Net Yards per game	288.7	300.8	288.4	298.8	355.3	290.9	265.9	267.5	321.3	326.6	309.4	307.7	284.9	349.7	331.0	258.4	389.8	360.7	316.9	346.7	366.9	343.7	323.7	293.0
Rushing Yards per game	98.3	108.1	110.6	91.1	95.3	74.1	85.8	99.1	130.7	98.9	104.9	103.7	114.0	152.3	156.1	115.4	150.5	130.5	126.6	127.3	142.6	113.4	131.4	147.0
Net Passing Yards per game	190.4	192.7	177.8	207.6	260.1	216.1	180.1	168.4	190.6	227.7	204.4	204.0	170.9	197.4	174.9	143.1	239.3	230.2	190.2	219.4	224.3	230.3	192.3	146.0
Third Down Efficiency	38.1	37.2	44.0	37.0	38.3	39.4	30.6	28.6	35.6	40.3	42.2	31.1	36.2	39.3	37.3	30.4	40.5	43.1	43.8	41.9	42.4	37.2	41.9	33.3
Points per game	18.1	22.9	16.6	21.0	26.3	19.4	15.8	16.1	20.3	22.2	24.4	16.9	16.7	25.9	19.7	12.3	25.4	22.3	22.9	21.2	31.3	23.1	22.7	16.0
Opp. Net Yards per game	314.2	298.5	311.3	365.1	343.9	353.5	371.4	290.4	295.3	336.4	282.6	296.1	324.8	331.2	315.8	335.9	377.6	333.1	301.3	339.8	322.9	359.8	317.1	232.0
Opp. Rushing Yards per game	98.5	97.6	123.3	133.3	118.6	121.5	143.8	103.3	107.6	119.0	91.6	108.6	110.7	119.5	124.8	123.8	130.8	110.1	86.9	112.0	88.4	91.6	88.1	94.0
Opp. Net Passing Yards/game	215.7	200.9	187.9	231.8	225.3	232.0	227.6	187.1	187.7	217.4	191.1	187.5	214.1	211.7	191.0	212.1	246.8	223.0	214.3	227.8	234.5	268.2	229.1	138.0
Opp. Third Down Efficiency	40.8	32.4	36.9	41.7	41.6	43.3	41.6	32.9	34.7	46.0	40.7	31.5	42.5	39.7	35.5	38.0	42.8	36.1	35.8	42.4	37.9	37.9	37.9	33.3
Sacks	36	60	36	37	35	27	26	52	39	34	45	41	23	37	31	31	31	39	59	40	44	47	50	6
Opp. Points per game	20.3	13.6	19.6	25.8	23.8	19.4	25.6	18.9	19.0	21.2	16.2	19.1	21.7	20.6	19.3	25.5	26.8	22.7	15.1	23.4	19.3	25.1	20.4	8.0



## MILESTONES IN REACH IN 2018

### Team

--The Panthers need 7 wins to reach 200 wins in franchise history, including the postseason. Carolina is 193-192-1 all-time including the postseason.

--Carolina has won six home games in a row dating back to last season. That streak is tied with the Vikings and Patriots and one game ahead of the Jaguars for longest active home win streak in the NFL.

--The Panthers have the potential to start 2-0 for the eighth time in franchise history. Of the previous seven 2-0 starts, Carolina went to the playoffs in six of the seven seasons.

--The Panthers currently sport the NFL's longest consecutive game streak without overtime (42), dating back to Carolina's OT win over Indianapolis (11/12/15).

--Carolina can become the only NFL team to rank in the top 10 in sacks six times in the last seven seasons.

--Carolina can become one of just five teams to reach the playoffs in five of the last six seasons (if Seattle, Green Bay, Pittsburgh, and New England make the playoffs in 2018).

### Ron Rivera

--Rivera needs 9 regular-season wins to pass John Fox (73) for the most regular-season coaching wins in franchise history. In his eighth season with Carolina, Rivera has a 65-47-1 record.



### Cam Newton

--Newton needs 12 total touchdowns to pass Brett Favre for third all-time through the first eight seasons of a career.

--Newton needs 34 total touchdowns to pass Dan Marino for second all-time through the first eight seasons.

--Newton needs 1,814 total yards to catch Dan Marino and 4,241 yards to catch Peyton Manning for most combined yards (passing and rushing) after a quarterback's first eight seasons.



--Newton needs 551 rushing yards to pass Randall Cunningham for second all-time in rushing yards by a quarterback. He needs 104 rushing yards to pass Cunningham's mark for the most with a single team.

--Newton can become the first QB in NFL history to rush for at least 700 yards in four seasons.

--Newton needs 3 rushing touchdowns to tie Jonathan Stewart for

second in total touchdowns in franchise history.

--Newton needs six game-winning drives to tie Jake Delhomme for most in franchise history.

### Greg Olsen

--Olsen needs two receiving touchdowns to pass Wesley Walls for ninth place in NFL career TDs by a tight end.

--Olsen needs 392 receiving yards to pass Ozzie Newsome for fifth all-time by an NFL tight end.

### Devin Funchess

--Needs 823 receiving yards to move past Mark Carrier into fifth place all-time in franchise history.

### Julius Peppers

--Peppers needs six sacks to pass Kevin Greene for the third-most sacks in NFL history since it became a statistic in 1982.

--Peppers needs four forced fumbles to pass Robert Mathis (52) for most forced fumbles since 2000.



### Luke Kuechly

--Kuechly needs 5 interceptions to become just the third linebacker in NFL history with 20 interceptions in his first seven seasons played.

--Kuechly needs 5 takeaways for the most takeaways by an NFL linebacker in his first seven seasons played.

--Kuechly needs 88 tackles (press box stats) to pass Patrick Willis (916) for the most tackles in an NFL player's first seven seasons.



--Kuechly needs 11 tackles (coaches stats) to pass Mike Minter for second all-time in franchise history, and he needs 57 tackles (coaches stats) to become the second player in franchise history with 1,000 career tackles.

### Mario Addison

--Addison needs 4.0 sacks to pass Kevin Greene (41.5) for fourth place in franchise history in sacks.

### Kawann Short

--Short needs 3.0 sacks to pass Greg Hardy (34.0) for sixth all-time in franchise history.

**FRANCHISE RECORD WITH NO 100-YARD RUSHERS**

Carolina was the only team in the NFL to not allow an individual 100-yard rusher in any game in 2017. They then opened 2018 by holding Ezekiel Elliott to 69 rushing yards.

The Panthers have set a franchise record by going 21 consecutive games without allowing a 100-yard individual rusher, the longest active streak in the NFL.

The Panthers have not given up 100 yards rushing to a single player since Dec. 4, 2016 (20 games) against Seattle when Thomas Rawls went for 106 yards.

**SECOND-MOST INTERCEPTIONS AND TAKEAWAYS**

Since 2015, the Panthers defense has recorded 51 interceptions, the second-most in the NFL.

**NFL TEAM LEADERS, INTERCEPTIONS, 2015-18**

Team	INTs
Kansas City	57
<b>Carolina</b>	<b>51</b>
Philadelphia	51
Cincinnati	50

Over that same stretch, the Panthers have totaled 88 takeaways, just two behind Kansas City for the most since 2015.

**NFL TEAM LEADERS, TOTAL TAKEAWAYS, 2015-18**

Team	INTs
Kansas City	90
<b>Carolina</b>	<b>88</b>
Philadelphia	84
Arizona	83

Since 2015, the Panthers rank fifth in the NFL with a turnover differential of +17. Carolina has gone 27-4 when even or positive in turnovers and 6-12 when negative since 2015.

**EXPERIENCED AND STILL PRODUCTIVE**

Panthers defensive end Julius Peppers is the longest tenured defensive player currently active in the NFL. He is followed by teammate by Mike Adams who is the third-longest on defense in terms of career games played.

With ages of 38 and 37, the two players rank first and second, respectively, as the oldest two defensive players still active.

**ALL-TIME GAMES PLAYED - DEFENSE, ACTIVE**

Player, Team	Games	Seasons
<b>Julius Peppers, Car.</b>	<b>251</b>	<b>17</b>
Terrell Suggs, Balt.	214	16
<b>Mike Adams, Car.</b>	<b>207</b>	<b>15</b>

Peppers and Adams were still highly productive in 2017. Peppers tied for the team lead in sacks (11), Adams led the secondary with four takeaways.

**CAREER LEADERS AT EACH DEFENSIVE LEVEL**

The Panthers have some of the top players currently in the game at each level of the defense.

**DEFENSIVE LINE** - Julius Peppers has the most sacks (154.5) of any active player in the NFL.

**LINEBACKERS** - Luke Kuechly has the most career interceptions (15) of any active linebacker in the NFL.

**SECONDARY** - Mike Adams has the most career fumble recoveries (15) of any active defensive back in the NFL.

**4 OF TOP 8 SACK ARTISTS IN LOCKER ROOM**

Julius Peppers, Mario Addison, Kawann Short and Thomas Davis all rank in the top eight of the Panthers all-time sack leaders. Those four players currently account for 21.1 percent of all 900 sacks ever recorded in Panthers history. Since Peppers was drafted in 2002, the Panthers rank third in the NFL with 651 sacks.

**PANTHERS CAREER SACK LEADERS**

Player	Sacks	Seasons
<b>Julius Peppers</b>	<b>92.0</b>	<b>2002-09; 2017-18</b>
Charles Johnson	67.5	2007-17
Mike Rucker	55.5	1999-2007
Kevin Greene	41.5	1996, 1998-99
<b>Mario Addison</b>	<b>38.0</b>	<b>2012-18</b>
Greg Hardy	34.0	2010-14
<b>Kawann Short</b>	<b>31.5</b>	<b>2013-18</b>
<b>Thomas Davis</b>	<b>28.0</b>	<b>2005-18</b>



### A RUNNING HISTORY

Since 2011, the year Carolina drafted Cam Newton, the Panthers rank second in the NFL in rushing yards with 14,903. Carolina also ranks second in rushing touchdowns since 2011 with 123, just one behind New England.

Carolina has boasted a top-10 rushing offense in six of the last seven seasons with Newton and head coach Ron Rivera.

#### NFL TEAM RUSHING YARDS LEADERS, 2011-18

Team	Rushing Yards
Buffalo	15,089
<b>Carolina</b>	<b>14,903</b>
Seattle	14,837
Philadelphia	14,492

#### NFL TEAM RUSHING TOUCHDOWNS LEADERS, 2011-18

Team	Rushing TDs
New England	124
<b>Carolina</b>	<b>123</b>
Minnesota	111
New Orleans	110

### RUNNING STRONGER AT HOME

The Panthers finished fourth in the NFL in rushing in 2017. However, the running game was even more dominant at home. Carolina went 6-2 in home games and in home games ranked:

- 1st in rush yards (1,266)
- 1st in rush average (4.98)
- 1st in rushing first downs (73)
- t-2nd in rushing TDs (10)
- t-3rd in fewest fumbles lost (3)

Carolina ran for 147 yards in the 2018 season opener at home against Dallas.

### CONTROL THE CLOCK

Last season, Carolina finished fourth in the league with an average time of possession average of 32:17.

#### NFL TEAM LEADERS / TIME OF POSSESSION / 2017

Team	TOP
Philadelphia	32:41
Minnesota	32:26
Jacksonville	32:19
<b>Carolina</b>	<b>32:17</b>

The Panthers set a franchise record for time of possession in a season at 32:17, besting the old record of 31:54 set in 2013.

For the first time in franchise history, Carolina put together two fourth quarter drives that eclipsed eight minutes in the same season. Carolina's 8:48 drive in Week One at San Francisco (9/10/17) was the longest drive to end a game in franchise history. Carolina then produced a 8:34 drive in the fourth quarter in Week Two vs. Buffalo (9/17/17).

Carolina posted four drives over six minutes in the game at Chicago, a season high. The Panthers led the NFL in drives lasting over six minutes with 19.

#### NFL TEAM LEADERS / DRIVES OF 6+ MINUTES / 2017

Team	Drives
<b>Carolina</b>	<b>19</b>
Four teams	14

### AVOIDING PENALTIES

Carolina led the NFL for the fewest penalties in 2017 with only 83 penalties for 682 yards marked off against the Panthers.

The Panthers nearly tied the franchise record for fewest penalties and penalty yards after being called for just one penalty for one yard against Philadelphia (10/12/17).

Carolina's team record for fewest penalties in a season was 80, set in 2013. The team record for fewest penalty yards was 637 set in 2008.

#### FEWEST PENALTIES / NFL / 2017

Team	Penalties	Penalty Yards
<b>Carolina</b>	<b>83</b>	<b>682</b>
Tennessee	85	785
New York Giants	91	895
Baltimore	91	749





## TEAM NOTES

### DEFENSIVE LINE HAS BEEN DOMINANT

The Carolina Panthers sported a dominant and sometimes overlooked defensive line in the last six seasons under former defensive line coach Eric Washington. Washington was promoted to defensive coordinator in 2018, and he aims to work with his replacement, Brady Hoke, on maintaining that production.

Since 2012, no group of defensive linemen produced more sacks than Carolina's 219.0.

#### NFL TEAM LEADERS / SACKS BY DEFENSIVE LINEMEN / 2012-17

Team	Sacks
<b>Carolina</b>	<b>224.0</b>
Los Angeles Rams	199.0
Minnesota	197.5
Cincinnati	182.5

The defensive line's 224.0 sacks are part of an NFL-leading 286 total sacks by Carolina from 2012-17.

#### NFL TEAM LEADERS / SACKS / 2012-17

Team	Sacks
<b>Carolina</b>	<b>286</b>
Los Angeles Rams	266
Denver	267
Green Bay	256

#### CAROLINA'S SACK TOTALS / 2012-18

Season	Sacks (NFL Rank)
<b>2012</b>	<b>39 (9th)</b>
<b>2013</b>	<b>60 (1st)</b>
2014	40 (13th)
<b>2015</b>	<b>44 (6th)</b>
<b>2016</b>	<b>47 (2nd)</b>
<b>2017</b>	<b>50 (3rd)</b>
<b>2018</b>	<b>6 (3rd)</b>

The 60 sacks in 2013 tied the Panthers franchise record set in 1996 and were the most by a team in a single season since San Diego had 61 in 2006.

The defensive line has not only been productive in getting to the quarterback, but also at stopping the run. Carolina's run defense has ranked in the top six in the NFL in four of the past seven seasons.

#### CAROLINA'S RUN DEFENSE RANKINGS / 2012-18

Season	Yards/Game Allowed (NFL Rank)
2012	110.1 (14th)
<b>2013</b>	<b>86.9 (2nd)</b>
2014	112.0 (16th)
<b>2015</b>	<b>88.4 (4th)</b>
<b>2016</b>	<b>91.6 (6th)</b>
<b>2017</b>	<b>88.1 (4th)</b>
<b>2018</b>	<b>94.0 (9th)</b>
<b>Total</b>	<b>96.2 (2nd)</b>

Carolina has allowed just 96.2 rushing yards per game in the past seven seasons, second in the NFL.

The recent crop of defensive linemen have accumulated a number of honors.

In 2013, defensive end Greg Hardy earned All-Pro and Pro Bowl honors while defensive tackles Star Lotulelei and Kawann Short earned PFWA All-Rookie honors. Defensive end Kony Ealy was a PFWA All-Rookie choice in 2014, and in 2015, Short earned All-Pro and Pro Bowl honors.

#### PANTHERS DEFENSIVE LINE POSTSEASON HONORS

##### 2013

**Greg Hardy:** AP All-Pro 2nd Team; Pro Bowl; Sporting News All-Pro

**Star Lotulelei:** PFWA All-Rookie

**Kawann Short:** PFWA All-Rookie

##### 2014

**Kony Ealy:** PFWA All-Rookie

##### 2015

**Kawann Short:** AP All-Pro Second-Team; Pro Bowl

Since 2013, a Panthers defensive lineman has earned NFC Defensive Player of the Week honors five times. Hardy was recognized twice in 2013 (Week Three and Week Seventeen). Short and Lotulelei are the only defensive tackles in Panthers history to earn NFC Defensive Player of the Week honors as Short was recognized in Week Six of 2015 and Lotulelei received recognition in Week Eight of 2016. Peppers won Defensive Player of the Week honors in Week Four of 2017.

Short also has two NFC Defensive Player of the Month awards on his resume, earning the recognition in October and December of 2015. Short is the first player in franchise history to win multiple Player of the Month Awards in a single season and the first defensive tackle in the NFL to win multiple Player of the Month Awards in a single season.

#### PANTHERS DEFENSIVE LINE IN-SEASON AWARDS / 2013-18

##### NFC Defensive Players of the Week

##### 2013

**Greg Hardy:** Week Three; Week Seventeen

##### 2015

**Kawann Short:** Week Six

##### 2016

**Star Lotulelei:** Week Eight

##### 2017

**Julius Peppers:** Week Four

##### NFC Defensive Players of the Month

##### 2015

**Kawann Short:** October; December



## OPPORTUNITY TO START FAST

This season, Carolina will play three of its first four games at home, marking the first time that has happened since 2005.

Fast starts have been key for the Panthers, especially in recent years. Carolina went 3-1 and 4-0 in the first four games in 2017 and 2015, both playoff seasons.

Carolina has started 2-0 in seven seasons, including three of the last four, and gone to the playoffs in six of the seven.

Since the 1995 inaugural season, the Panthers have a combined record of 22-10 (.688) in the first four games in playoff seasons and 17-43 (.283) in the first four games in non-playoff seasons.

Carolina has only made the playoffs once (2013) when starting 1-3 or worse, and only missed the playoffs once when starting 3-1 (2002) or better.

## UNDRAFTED? NO MATTER

The Panthers have 19 undrafted players on this year's active roster. Of the 19, nine have started games on offense or defense, while four have earned Pro Bowl accolades at some point in their career.

### UNDRAFTED PLAYERS ON ROSTER

Name	Career GP/GS
S Mike Adams	207/134
DE Mario Addison	96/21
RB C.J. Anderson	59/36
WR Damiere Byrd	10/3
DE Bryan Cox, Jr.	8/0
CB Lorenzo Doss	15/0
K Graham Gano	123/0
QB Taylor Heinicke	1/0
DE Wes Horton	62/31
LB Ben Jacobs	58/0
LS J.J. Jansen	145/0
C Tyler Larsen	23/15
DT Kyle Love	85/28
G Brendan Mahon	0/0
TE Chris Manhertz	24/6
LB Jared Norris	26/0
DE Efe Obada	0/0
P Michael Palardy	24/0
G Greg Van Roten	22/1

## MOST PRO BOWLERS ON ROSTER

The Carolina Panthers lead the NFL with the most Pro Bowlers on the team's roster with 14. In 2015, Carolina led the NFL with 10 Pro Bowl selections, setting a franchise record.

### PRO BOWLERS ON ROSTER

Team	Pro Bowlers
<b>Carolina</b>	<b>14</b>
Philadelphia	13
Atlanta	12
Los Angeles Rams	12
Oakland	12

### PANTHERS PRO BOWLERS

Name	Number of Selections
Julius Peppers	9 (5-Car, 3-Chi, 1-GB)
Luke Kuechly	5
Ryan Kalil	5
Thomas Davis*	3
Cam Newton	3
Greg Olsen	3
Trai Turner	3
Mike Adams	2 (2-Ind)
Dontari Poe	2 (2-K.C.)
Graham Gano	1
Kawann Short	1
J.J. Jansen	1
C.J. Anderson	1 (1-Den)
Matt Kalil**	1 (1-Min)

\*-suspended through Week 5

\*\*-IR





## TEAM NOTES

### IRONMEN GOING STRONG

The Panthers have several players that maintain long streaks in terms of consecutive games played and consecutive starts.

Julius Peppers ranks second in the NFL in consecutive games played among position players with 161.

#### CONSECUTIVE GAMES PLAYED, ALL POSITION PLAYERS (active)

Player	Consecutive Games Played
--------	--------------------------

Philip Rivers, LAC	194
--------------------	-----

<b>Julius Peppers, Car.</b>	<b>161</b>
-----------------------------	------------

#### CONSECUTIVE GAMES PLAYED, DEFENSIVE ENDS (active)

Player	Consecutive Games Played
--------	--------------------------

<b>Julius Peppers, Car.</b>	<b>161</b>
-----------------------------	------------

Cameron Jordan, N.O.	113
----------------------	-----

#### CONSECUTIVE GAMES PLAYED, DEFENSIVE TACKLES (active)

Player	Consecutive Games Played
--------	--------------------------

Ndamukong Suh, LA-R	100
---------------------	-----

Malik Jackson, Jax	91
--------------------	----

Damon Harrison, NYG	82
---------------------	----

<b>Kawann Short, Car.</b>	<b>81</b>
---------------------------	-----------

#### CONSECUTIVE GAMES STARTED, DEFENSIVE TACKLES (active)

Player	Consecutive Games Started
--------	---------------------------

Ndamukong Suh, LA-R	100
---------------------	-----

Damon Harrison, NYG	81
---------------------	----

<b>Kawann Short, Car.</b>	<b>58</b>
---------------------------	-----------



### CLOSE FINISHES

In 2017, the Panthers finished 7-1 in games decided by seven or fewer points and 4-0 in games decided by three or fewer points in the regular season.

Seven wins by seven or fewer points were the second-most in the NFL in 2017 behind Pittsburgh's eight wins. It also marked the second-most single-touchdown margins in franchise history behind the 2003 season which featured 10 wins.

Below is a listing of the most wins by seven or fewer points in a season in franchise history. The Panthers had at least four wins by seven or fewer points in seven of the team's eight trips to the playoffs.

#### WINS BY 7 OR FEWER POINTS, FRANCHISE HISTORY

Season	Record
2003	10-2*
2017	7-1*
2015	6-1*
2008	5-1*
2013	5-2*
2014	4-2-1*
2005	4-3*
2006	4-4
2002	4-4
1995	4-4

\*-went to playoffs

### SINGLE DIGITS FOR THE OPPONENTS

Carolina held Dallas to just eight points in the season opener, marking the second-straight season that Carolina has held an opponent to single digits in Week 1.

Since the start of the 2013 season, the Panthers defense has held opponents to single digits 11 times, a mark that ranks sixth in the NFL over that time span.

#### GAMES OPPONENTS HELD TO SINGLE DIGITS, NFL, 2013-18

Team	Games
Seattle	23
New England	15
Baltimore	13
Arizona	12
Los Angeles Rams	12
<b>Carolina</b>	<b>11</b>

**DUAL-THREAT QUARTERBACK**

As Newton enters his eighth season, he needs 12 total touchdowns to pass Brett Favre's total through his first eight seasons, which would rank third all-time.

**MOST TOTAL TOUCHDOWNS / FIRST 8 SEASONS**

Player	Total TD	Pass TD	Rush TD
Peyton Manning	253	244	9
Dan Marino	246	241	5
Brett Favre	224	213	11
<b>Cam Newton</b>	<b>213</b>	<b>158</b>	<b>55</b>

Newton is the only player to lead a current NFL franchise in both career touchdown passes (158) and career rushing touchdowns (55). Newton is the first quarterback in NFL history with at least 50 rushing touchdowns in a career.

Newton has 37 career games with both a passing and rushing touchdown, the most in NFL history.

As he enters his eighth season, Newton needs 1,814 total yards to catch Dan Marino and 4,241 yards to catch Peyton Manning for most combined yards after a quarterback's first eight seasons.

**MOST COMBINED YARDS RUSH & PASS / FIRST 8 SEASONS**

Player	Total Yards	Pass Yards	Rush Yards
Peyton Manning	33,854	33,189	665
Matt Ryan	33,520	32,757	763
Dan Marino	31,427	31,416	11
Matthew Stafford	31,154	30,303	851
<b>Cam Newton</b>	<b>29,613</b>	<b>25,235</b>	<b>4,378</b>

Newton is one of just three players in NFL history, along with Peyton Manning of the Indianapolis Colts (1998-2004) and Andy Dalton of the Cincinnati Bengals (2011-17), to have at least 3,000 passing yards in each of their first seven seasons.

He has recorded six seasons of at least 3,000 passing yards AND 500 rushing yards, the most in NFL history.

Newton has now rushed for at least 700 yards in three NFL seasons and joins Michael Vick (three) as the only quarterbacks with three 700-yard rushing seasons in a career.

**ALL-TIME RUNNING QUARTERBACK**

Cam Newton has continued to move up the all-time ranks for total rushing yardage among all-time quarterbacks. Newton ranks third all-time in rush yards by a quarterback in NFL history.

Newton had more rushing yards than Michael Vick (3,954) through Vick's first seven seasons of his career. Newton needs 551 rushing yards to pass Randall Cunningham for second all-time.

**RUSH YARDS BY A QB / NFL / ALL-TIME**

Player	Yards	Years
Michael Vick	6,109	2001-06, 2009-15
Randall Cunningham	4,928	1985-01
<b>Cam Newton</b>	<b>4,378</b>	<b>2011-pres</b>
Steve Young	4,239	1985-99

**THIRD IN FRANCHISE IN RUSHING YARDS**

Cam Newton ranks third in franchise history in rushing yards, trailing DeAngelo Williams and Jonathan Stewart.

Newton is the only quarterback in NFL history to rank in the top three in a franchise in rushing yards. Randall Cunningham tallied 4,482 rushing yards with Philadelphia, meaning Newton needs 104 rush yards for the most by a quarterback with a single team.

**CAROLINA PANTHERS ALL-TIME RUSHING LEADERS**

Player	Yards
Jonathan Stewart, 2008-present	7,318
DeAngelo Williams, 2006-14	6,846
<b>Cam Newton, 2011-present</b>	<b>4,378</b>
DeShaun Foster, 2003-07	3,336

**RUNNING AND RUNNING AND RUNNING**

In 2017, Cam Newton rushed for 754 yards on 139 attempts for a rushing average of 5.42 per carry. He set new career highs in rushing yards and rush attempts.

It marked the second time in his career that he led the team in rushing after posting a team-best 741 rushing yards in 2012.

Newton had two rushes over 60 yards in 2017: a 69-yarder against Miami (11/13) and a 62-yarder against Minnesota (12/10). He is the only quarterback in NFL history with two runs over 60 yards in the same season.

Newton tallied six rushing touchdowns, becoming the only player with at least five rushing touchdowns in all seven seasons since 2011, and the first player since Adrian Peterson (2007-13) with a seven-year streak of five rushing touchdowns each season.

Newton led all quarterbacks in terms of rushing yardage (754), longest rush (69), rushing attempts (139), rushing first downs (46) and tied for first in rushing touchdowns (6).

**RUSH YARDS BY A QB / NFL / 2017**

Player	Yards	Avg.	Long	1stD	TDs
<b>Cam Newton, Car.</b>	<b>754</b>	<b>5.42</b>	<b>69</b>	<b>46</b>	<b>6</b>
Russell Wilson, Sea.	586	6.17	31	35	3
Tyrod Taylor, Buff.	427	5.08	32	26	4
DeShone Kizer, Cle.	419	5.44	20	27	5



**NEWTON IS PANTHERS ALL-TIME PASSER**

As he enters his eighth season, quarterback Cam Newton is the Panthers' all-time record holder in passing yards (25,235), passing touchdowns (158), pass attempts (3,446), pass completions (2,018), 300-yard passing games (16) and QB wins (63).

**PANTHERS CAREER LEADERS, PASSING YARDS**

Player	Yards	Att	Cmp	TD
<b>Cam Newton, 2011-</b>	<b>25,235</b>	<b>3,446</b>	<b>2,018</b>	<b>158</b>
Jake Delhomme, 2003-09	19,258	2,669	1,580	120
Steve Beuerlein, 1996-2000	12,690	1,723	1,041	86
Kerry Collins, 1995-98	8,306	1,340	694	47

**NEWTON MOVES THE CHAINS**

Quarterback Cam Newton has been successful moving the chains with his legs since entering the NFL in 2011, with 325 of his 770 rushes going for first downs (excludes kneeldowns). The 42.2 rushing first down percentage is the top mark in the NFL during that time (min. 400 attempts, excluding kneeldowns).

He led the NFL in rushing first down percentage in each of his first five seasons with a career-high mark of 43.7 percent in 2014.

In 2017, Newton ranked eighth in the NFL with a first-down rush percentage of 33.1 (min. 50 att).

**NFL LEADERS / RUSHING 1ST DOWN PCT / 2011-18**

Player	1st Pct.	1st	Att
<b>Cam Newton, Car.</b>	<b>42.2</b>	<b>325</b>	<b>770</b>
Russell Wilson, Sea.	37.8	185	490
Ezekiel Elliott, Dal.	25.9	149	575

**NEWTON IN THE RED ZONE**

Newton adds wrinkles to the Panthers running game at every point in the field, but he is especially effective in the red zone. Due to his size and running ability, Newton makes the Panthers offense difficult to defend in a short field.

Since 2011, Newton leads all players in rushing touchdowns in the red zone with 53.

**RUSHING TOUCHDOWNS / RED ZONE / SINCE 2011**

Player	Rushing TDs
<b>Cam Newton, Car.</b>	<b>53</b>
Marshawn Lynch, Oak.	51
DeMarco Murray, Ten.	44
LeSean McCoy, Buf.	40

**NEWTON RUSHES INTO THE END ZONE**

Quarterback Cam Newton's 55 rushing touchdowns are tied for the second-most among active players in the NFL since his rookie season in 2011.

**NFL LEADERS, ACTIVE, RUSHING TOUCHDOWNS, 2011-18**

Player	TDs
Marshawn Lynch, Oak.	59
<b>Cam Newton, Car.</b>	<b>55</b>
LeSean McCoy, Buf.	55
Adrian Peterson, Was.	48

Newton scored a team-leading 14 rushing touchdowns in 2011, the most-ever by a quarterback in NFL history, surpassing the previous mark of 12 by Steve Grogan in 1976.

**NFL QUARTERBACKS LEADERS SINCE 1970, RUSHING TD**

Player	TDs
<b>Cam Newton, 2011-present</b>	<b>55</b>
Steve Young, 1985-99	43
Kordell Stewart, 1995-2005	38

Newton has the most rushing touchdowns in Panthers franchise history with 55. He also ranks third in franchise history in total touchdowns, trailing Jonathan Stewart by three touchdowns.

**CAROLINA PANTHERS ALL-TIME RUSHING TOUCHDOWN LEADERS**

Player	Rush TD
<b>Cam Newton, 2011-present</b>	<b>55</b>
Jonathan Stewart, 2008-17	51
DeAngelo Williams, 2006-14	46
Stephen Davis, 2003-05	20

**MOST TOTAL TOUCHDOWNS / PANTHERS HISTORY**

Team	Total TD	Rush TD	Rec TD	Ret TD
Steve Smith Sr., 2001-13	75	2	67	6
Jonathan Stewart, 2008-17	58	51	7	0
<b>Cam Newton, 2011-pres</b>	<b>55</b>	<b>55</b>	<b>0</b>	<b>0</b>
DeAngelo Williams, 2006-14	53	46	7	0





## NEWTON'S GAME-WINNING DRIVES

Quarterback Cam Newton has led 15 career game-winning drives (defined as a drive that puts the team ahead for good in the fourth quarter or overtime).

Newton's three game-winning drives in 2017 were the third-most in a season in his career and tied for seventh-most in the NFL in 2017.

Jake Delhomme owns the franchise record with 21 game-winning drives.

### CAM NEWTON, GAME-WINNING DRIVES

#### vs. Jacksonville (9/25/11)

Directed the Panthers 55 yards on five plays in 2:24...Completed all three pass attempts for 47 yards and scrambled once for 7 yards, capped by a 16-yard touchdown pass to tight end Greg Olsen.

#### at Philadelphia (11/26/12)

Guided the Panthers 40 yards on seven plays in 3:36 to set up a 23-yard field goal by Graham Gano...Completed two-of-three passes for 31 yards and picked up 7 yards rushing on two carries.

#### at San Francisco (11/10/13)

Led the Panthers 9 yards on seven plays in 3:30 to set up a 53-yard field goal by Graham Gano.

#### vs. New England (11/18/13)

Directed the Panthers 83 yards on 13 plays in 5:33...Completed five-of-eight pass attempts for 57 yards and rushed once for 15 yards, capped by a 25-yard touchdown pass to wide receiver Ted Ginn, Jr.

#### at Miami (11/24/13)

Led the Panthers 80 yards on 12 plays in 3:30...Completed five-of-seven passes for 34 yards and rushed three times for 16 yards...Converted key fourth down attempt from Carolina's 20-yard line with pass to Steve Smith...Capped drive with 1-yard touchdown pass to tight end Greg Olsen.

#### vs. New Orleans (12/22/13)

Directed the Panthers 65 yards on five plays in 32 seconds...Completed three-of-five passes (including a spike) for 65 yards, including a 14-yard touchdown pass to wide receiver Domenik Hixon.

#### vs. Chicago (10/5/14)

After a fumble by Chicago, directed the Panthers 23 yards on six plays

in 2:00...Completed two-of-three passes for 17 yards, including a 6-yard touchdown pass to tight end Greg Olsen.

#### vs. Cleveland (12/28/14)

Led the Panthers 66 yards on seven plays in 2:52...Completed three-of-four passes for 44 yards and rushed twice for 19 yards, capped by a 9-yard touchdown pass to running back Jonathan Stewart.

#### at Seattle (10/18/15)

Led the Panthers 80 yards on eight plays in 1:48...Completed six-of-seven passes (including a spike) for 89 yards, capped by a 26-yard touchdown pass to tight end Greg Olsen.

#### vs. Indianapolis (11/3/15)

Led the Panthers 5 yards on four plays in 1:40 to set up a 52-yard field goal by Graham Gano in overtime.

#### at New Orleans (12/6/15)

Led the Panthers 75 yards on 11 plays in 4:16...Completed 5-of-8 passes for 63 yards...Added three rushes for 7 yards...Capped the drive with a 15-yard touchdown pass to Jerricho Cotchery.

#### at New York Giants (12/20/15)

Led the Panthers 49 yards on eight plays in 1:46 to set up a 43-yard field goal from Graham Gano as time expired...Completed 3-of-5 passes (including a spike) for 37 yards...Added two rushes for 12 yards.

#### at New England (10/1/17)

Led the Panthers 46 yards on 10 plays to set up a 48-yard field goal from Graham Gano as time expired to break a tie...Completed 1-of-3 passes for five yards, converting a third down...Rushed for 11 yards on three carries.

#### vs. Minnesota (12/10/17)

Led the Panthers 75 yards on five plays to set up a one-yard touchdown run from Jonathan Stewart to break a tie with 1:50 remaining...Keyed the drive with a 62-yard run to the Vikings eight-yard line.

#### vs. Tampa Bay (12/24/17)

Led the Panthers 59 yards on 10 plays, capped by a three-yard touchdown run by Newton...Completed 4-of-7 passes for 52 yards, while also running for five yards including the go-ahead touchdown with 39 seconds remaining.

## THROWING IT SHORT

One of the points of emphasis under new offensive coordinator Norv Turner has been attempting and completing shorter passes from Cam Newton to running backs and receivers in order to get the ball out quicker.

According to the NFL's Next Gen stats, Newton's average intended air yards so far in 2018 is 5.7 yards with a completion percentage of 65.4.

In 2017, his average intended air yards were 8.2 with a completion percentage of 59.1. In 2016, the average was 11.0 with a completion percentage of 52.9.



## RUNNING BACKS

### McCAFFREY RUNS

Running back Christian McCaffrey finished his rookie season with 435 rushing yards on 117 carries. He averaged 3.7 yards on the ground with two rushing touchdowns.

McCaffrey set a franchise record for most scrimmage yards by a Panthers rookie. He accumulated 1,086 yards from scrimmage, 78 more yards than Kelvin Benjamin's 1,008 scrimmage yards in 2014.

Among all-time Carolina Panthers rookies, McCaffrey finished third in all-purpose yards, finishing 131 yards behind DeAngelo Williams.

#### PANTHERS LEADERS / ALL-PURPOSE YARDS / ROOKIE SEASON

Player	Yards	Year
Steve Smith	1,994	2001
DeAngelo Williams	1,437	2006
<b>Christian McCaffrey</b>	<b>1,306</b>	<b>2017</b>
Jonathan Stewart	1,232	2008



In 2018, McCaffrey has already shown an improvement in traditional running through the tackles after gaining 50 yards on 10 carries in Week 1.

According to NFL's Next Gen stats, McCaffrey's efficiency (a metric tracking yards gained against total yards traveled, wherein a low number begets more "north-south" running) in 2018 is 3.19, ranking fourth in the league. Last year, it was 4.63 which ranked 42nd.

### ANDERSON FRESH OFF 1,000

Running back C.J. Anderson comes to Carolina fresh off a 1,000-yard rushing season in Denver (1,007). He added 224 receiving yards to rank 12th in the NFL in yards from scrimmage by a running back (1,231).

Since entering the league as an undrafted free agent in 2013, Anderson has only lost three fumbles in 700 career carries, tying for third in the NFL in fewest fumbles since 2013 (min. 600 carries).

### McCAFFREY CATCHES

Christian McCaffrey finished as the franchise record-holder for most receptions (80), receiving yards (651) and receiving touchdowns (5) by a running back in a single season in 2017. He also set the franchise record for most receptions by a rookie, scrimmage yards by a rookie (1,086), yards after catch by a rookie (593) and first downs by a rookie (57).

His 101-yard receiving game against New Orleans (9/24/17) tied the single-game franchise mark for most receiving yards by a running back, while his 10 receptions against Philadelphia (10/12/17) were the most by a running back or rookie in franchise history.

He became the first rookie running back in NFL history with 80 receptions and five receiving touchdowns in a season (A. Kamara reached the feat later in the 2017 season).

McCaffrey finished third in receiving yards by rookie Panthers, regardless of position.

#### RECEIVING YARDS / CAROLINA, SINGLE SEASON / ROOKIES

Player	Year	Receiving Yards
Kelvin Benjamin	2014	1008
Keary Colbert	2004	754
<b>Christian McCaffrey</b>	<b>2017</b>	<b>651</b>

### ARMAH'S UNDERDOG STORY

Panthers fullback Alex Armah was not seen as a lock for a 53-man roster, not to mention a starting fullback spot when he was drafted in 2017 out of Division II West Georgia, one of six D-II players drafted in 2017. However, he has solidified his position as the Panthers fullback despite not playing the position since high school.

At West Georgia, he became the first player in Gulf South conference history to earn All-Conference honors on both offense and defense as he played defensive end and tight end.

Armah scored his first career touchdown against Dallas in Week 1 on his first career rush. Armah became the second player in franchise history to score on his first career rush, joining Richie Brockel who did it against the Texans (12/18/11).

**OLSEN AMONG ALL-TIME TE LEADERS**

With 641 receptions, 7,589 receiving yards and 53 touchdown receptions in his career, tight end Greg Olsen ranks in the top 10 all-time among NFL tight ends in receptions and receiving yards and is tied for 10th in receiving touchdowns.

Olsen ranks seventh all-time among tight ends in receiving yards and sixth all-time among tight ends in receptions.

**ALL-TIME NFL RECEIVING YARDS LEADERS, TIGHT ENDS**

Player	Rec.	Yds	TD
Tony Gonzalez, 1997-2013	1,325	15,127	111
Jason Witten, 2003-17	1,152	12,448	68
Antonio Gates, 2003-	929	11,524	114
Shannon Sharpe, 1990-2003	815	10,060	62
Ozzie Newsome, 1978-90	662	7,980	47
Jackie Smith, 1963-78	480	7,918	40
<b>Greg Olsen, 2007-present</b>	<b>641</b>	<b>7,589</b>	<b>53</b>

Olsen is tied for 10th among NFL tight ends with 53 career touchdowns. Former Panther Wesley Walls ranks ninth with 54 career touchdowns.

Olsen ranks second in receiving yards (7,589) among active tight ends, trailing Antonio Gates (11,524). He also ranks fifth in receptions (639) among all active players.

**NFL RECEPTIONS LEADERS, ACTIVE PLAYERS**

Player	Rec.	Yds	TD
Larry Fitzgerald, Ari.	1,241	15,621	110
Brandon Marshall, NYJ	962	12,261	83
Antonio Gates, LA-C	929	11,524	114
Antonio Brown, Pit.	742	10,003	60
<b>Greg Olsen, Car.</b>	<b>641</b>	<b>7,556</b>	<b>53</b>
Demaryius Thomas, Den.	635	8,716	58

**TIGHT ENDS FROM DIFFERENT BACKGROUNDS**

Carolina's reserve tight ends Chris Manhertz and Ian Thomas are both physically gifted but come from relatively limited big-time college football experience.

Thomas was drafted by the Panthers in the fourth round of the 2018 Draft, despite only starting in one season at Indiana with only 375 receiving yards in 2017. He had transferred from Nassau Community College where he was originally recruited as a basketball player.

Manhertz didn't play college football at all, signing as an undrafted free agent with the Bills after four seasons as a basketball player at Canisius, where he finished fourth in school history with 789 career rebounds.

Manhertz has played in 24 games with six starts over the last three seasons with Carolina.

**OLSEN CLIMBING PANTHERS RANKS**

Olsen is the Panthers all-time receiving yards leader among tight ends and the Panthers all-time receptions leader among tight ends. He holds the team's tight end record with nine 100-yard receiving games. He is second among Panthers tight ends in career touchdowns (33) behind Wesley Walls (44).

**PANTHERS CAREER REC. YARDS LEADERS**

Player	Yds	Rec	TD	Seasons
Steve Smith, WR	12,197	836	67	2001-13
M. Muhammad, WR	9,255	696	50	1996-2009
<b>Greg Olsen, TE</b>	<b>5,608</b>	<b>447</b>	<b>33</b>	<b>2011-</b>
Wesley Walls, TE	3,902	324	44	1996-2002
Mark Carrier, WR	2,547	176	13	1995-98

Olsen ranks third all-time in franchise history with 12 100-yard receiving games in a Panthers uniform, including the playoffs. Since he joined the Panthers in 2011, his 12 100-yard games tie for third among all NFL tight ends.

**PANTHERS CAREER 100-YARD RECEIVING GAMES**

Player	Games	Single-Game High
Steve Smith, WR	46	218
M. Muhammad, WR	29	192
<b>Greg Olsen, TE</b>	<b>12</b>	<b>181</b>

**NEW FACES IN RECEIVERS ROOM**

Carolina will take the field with a new-look receiving corps in 2018. Of the six receivers on the current active roster, only Devin Funchess was active during Carolina's Wild Card playoff game last January in New Orleans.

Carolina traded for Torrey Smith from Philadelphia, signed Jarius Wright as a free agent from Minnesota, drafted DJ Moore in the first round and returned Damiere Byrd and Curtis Samuel from injury.

**SMITH STRETCHES THE FIELD**

New Panthers wideout Torrey Smith was brought to Carolina to help stretch the field as a legitimate deep threat. Since 2011 when he came into the league, Smith ranks third in average yards per catch at 16.4 (min. 200 receptions).

81 of Smith's 303 career receptions have gone for more than 20 yards (26.7 percent).

**WRIGHT CLUTCH ON THIRD DOWN**

Jarius Wright has made a living as a third-down clutch receiver. Since entering the league in 2012, he has made 156 receptions for 2,062 yards. Of his 156 receptions, 63 have come on third down (40.4 percent), with 45 going for first downs.

Wright made a five-yard acrobatic catch to convert a first down on third down in Carolina's first game.



**KUECHLY LEADS ALL TACKLERS**

Since entering the NFL in 2012, press box crews have credited linebacker Luke Kuechly with 831 tackles, the most in the NFL.

**NFL TACKLE LEADERS, 2012-17 (Press Box Stats)**

Player	Tot	Sol	Ast
<b>Luke Kuechly, Car.</b>	<b>831</b>	<b>527</b>	<b>304</b>
Bobby Wagner, Sea.	781	477	304
Lavonte David, T.B.	773	553	220

Kuechly led the NFL in tackles in 2012 and 2014. In 2012, he became the first rookie since San Francisco's Patrick Willis in 2007 to lead the NFL in tackles.

Kuechly has the most tackles (press box) in NFL history over any player's first six seasons in the league.

After film review, Panthers' coaches have credited Kuechly with 943 career tackles, the third-most in team history.

In 2017, Kuechly had a team-high 134 tackles despite missing one game. He is the only player in franchise history with more than 100 tackles in each of his first six seasons as a Panther, including a team-record 205 stops as a rookie in 2012.

Kuechly needs 11 tackles to pass Mike Minter for second all-time in franchise history.

**PANTHERS CAREER LEADERS, TACKLES (coaches film)**

Player	Tackles	Seasons
<b>Thomas Davis</b>	<b>1,174</b>	<b>2005-pres</b>
Mike Minter	953	1997-2006
<b>Luke Kuechly</b>	<b>943</b>	<b>2012-pres</b>
Jon Beason	701	2007-13

**KUECHLY LEADS LBs IN INTS**

In 2017, Luke Kuechly grabbed three interceptions leading all Panthers and tying for first in the NFL in picks among linebackers.

Kuechly added two opponent fumble recoveries for five total takeaways, tying for the most among linebackers in the NFL in 2017.

Since entering the league in 2012, Luke Kuechly has tallied 15 interceptions, the most among NFL linebackers during that time.

Teammate Thomas Davis ranks behind only Kuechly during that time with 10.

**NFL LEADERS, LINEBACKERS, INTERCEPTIONS, 2012-18**

Team	INTs
<b>Luke Kuechly, Car.</b>	<b>15</b>
<b>Thomas Davis, Car.</b>	<b>10</b>
Lavonte David, T.B.	10
Paul Posluszny, Jac.	9
Karlos Dansby, Ari.	9
Craig Robertson, N.O.	9

Since 2012, Kuechly also leads NFL linebackers in total takeaways (22), tallying 15 interceptions and seven opponent fumble recoveries. That number leads all NFL linebackers since 2012.

**NFL LEADERS, LINEBACKERS, TOTAL TAKEAWAYS, 2012-17**

Team	INTs
<b>Luke Kuechly, Car.</b>	<b>22</b>
Lavonte David, T.B.	21
Craig Robertson, N.O.	18
<b>Thomas Davis, Car.</b>	<b>16</b>
C.J. Mosley, Balt.	14
Bobby Wagner, Sea.	14
Kiko Alonso, Mia.	14

**THOMPSON READY FOR HIS TURN**

Shaq Thompson will get a chance to start in place of Thomas Davis for the first four games as Davis serves a suspension. A 2015 draft pick, Thompson has performed well in somewhat limited playing time.

Last season, Thompson ranked fourth on the team with 75 tackles and two sacks.

In Week 1, Thompson tallied a sack and finished with nine tackles (coaches film).



**PEPPERS MAKES HISTORY**

Julius Peppers currently ranks fourth all-time in NFL history with 154.5 career sacks. He is Carolina's all-time leader in sacks with 92.0 of his career sacks coming as a Panther.

Peppers has at least seven sacks in 15 of his 16 NFL seasons. In 2017, he tied for the team lead with 11 sacks.

He has the most sacks of any active NFL player, and he is the only player in NFL history with 150 sacks and 10 or more interceptions.

Three of the top four sack artists in NFL history played for the Panthers at some point.

**NFL CAREER SACK LEADERS**

Player	Sacks	Seasons
Bruce Smith	200.0	1985-2003
Reggie White	198.0	1985-2000
Kevin Greene	160.0	1986-99
<b>Julius Peppers</b>	<b>154.5</b>	<b>2002-present</b>



Three of the top four sack artists in NFL history played for the Panthers at one point in their career.

**KNOCK IT LOOSE**

Julius Peppers is Carolina's all-time leader in forced fumbles (31), and had two in 2017. In his career, he has 49 forced fumbles, good for second in the NFL since 2000. Peppers needs four forced fumbles to pass Robert Mathis (52) for most forced fumbles since 2000.

**PANTHERS CAREER LEADERS, FORCED FUMBLES**

Player	FF	Seasons
<b>Julius Peppers</b>	<b>31</b>	<b>2002-09; 2017-pres.</b>
Charles Johnson	20	2007-17
<b>Thomas Davis</b>	<b>16</b>	<b>2005-pres.</b>
Mike Minter	16	1997-2006
Mike Rucker	14	1999-2007

**LONGEVITY**

Julius Peppers is the longest tenured and oldest active defensive player in the NFL, tallying 251 career games played in the regular season and another 18 career playoff games. He has also played in 161 consecutive games, tied with Brandon Carr for the most by any active defensive player.

Peppers is moving up the all-time charts for career games played by a defensive player (regular season). He is currently ranked eighth and just three games behind Charles Woodson. Jim Marshall holds the record for most career games by a defensive end with 282.

**NFL CAREER LEADERS / GAMES PLAYED / DEFENDERS**

Player	GP	Seasons
Darrell Green	295	1983-02
Jim Marshall	282	1960-79
Bruce Smith	279	1985-03
Clay Matthews Jr.	278	1978-96
Junior Seau	268	1990-09
London Fletcher	256	1998-13
Charles Woodson	254	1998-15
<b>Julius Peppers</b>	<b>251</b>	<b>2002-pres.</b>



## SUPER CONSISTENT SUPER MARIO

Defensive end Mario Addison set new career bests in 2017, finishing tied for the team lead in sacks with 11, tying for 11th overall in the NFL.



Addison has recorded 20.5 sacks over his last 24 games, dating back to a 2016 game at the Los Angeles Rams (11/6/16). He is third in the NFL in sacks over that span.

### NFL SACK LEADERS / SINCE NOV. 6, 2016

Player	Sacks
Chandler Jones, Ariz.	24.0
Calais Campbell, Jac.	21.5
<b>Mario Addison, Car.</b>	<b>20.5</b>
Joey Bosa, LA-C	19.0
Cameron Wake, Mia.	19.0

Addison began his career as an undrafted free agent out of Troy, signing with the Chicago Bears in 2011. He spent time with the Bears, Colts and Redskins before landing on the Panthers in 2012.

He has 38.0 career sacks which ranks third in the NFL among active players that were undrafted free agents.

### NFL SACK LEADERS / ACTIVE / UNDRAFTED

Player	Career Sacks
Cameron Wake, Mia.	92.0
Michael Bennett, Phi.	54.0
<b>Mario Addison, Car.</b>	<b>38.0</b>

## WELCOME POE

The Panthers signed defensive tackle Dontari Poe this offseason and he will be a welcome addition. Since 2012 when Poe was drafted by Kansas City, he ranks sixth in the NFL in tackles (230) and pass deflections (14) by a defensive tackle.

### TACKLES (press box) BY NFL DEFENSIVE TACKLES / 2012-18

Player	Tackles
Linval Joseph, Min.	370
Ndamukong Suh, LA-R	317
Jurrell Casey, Tenn.	314
Marcell Dareus, Jax.	282
Kyle Williams, Buf.	265
Gerald McCoy, T.B.	233
Geno Atkins, Cin.	232
<b>Dontari Poe, Car.</b>	<b>230</b>

## SHORT STANDS TALL AMONG SACK LEADERS

Defensive tackle Kawann Short led all Panthers defensive linemen with 53 tackles in 2017, accumulating 7.5 sacks. He also registered 29 QB pressures, second on the team, and had two forced fumbles and one fumble recovery.

Short tied for second in the NFL in forced fumbles among defensive tackles in 2017, and he was third among defensive tackles in sacks.



Since the start of 2015, Short has 26.5 sacks, third in the NFL by a defensive tackle over the past four seasons.

### NFL DEFENSIVE TACKLE SACK LEADERS / 2015-18

Team	Sacks
Aaron Donald, L.A.-R	30.0
Geno Atkins, Cin.	30.0
<b>Kawann Short, Car.</b>	<b>26.5</b>
Gerald McCoy, T.B.	21.5

## WES IS MORE

Defensive end Wes Horton led the Panthers with three forced fumbles in 2017, ranking fifth among defensive ends in the NFL.

Dating back to Week 15 of the 2016 season, Horton has made five forced fumbles, tying for second among all players in the NFL over that span.

### FORCED FUMBLES / NFL / SINCE DEC. 19, 2016

Player	Forced Fumbles
Yannick Ngakoue, Jac.	6
<b>Wes Horton, Car.</b>	<b>5</b>
Aaron Donald, LA-R	5
Bruce Irvin, Oak.	5
Lavonte David, T.B.	5





### ADAMS KEEPS TAKING IT AWAY

Safety Mike Adams joined the Panthers as a free agent before the 2017 season and had two interceptions last year to go with two fumble recoveries, one forced fumble and 75 total tackles.

Adams has 14 interceptions over the last five seasons, tied for fifth-most in the NFL in that span, despite entering his 15th season in 2018.

#### NFL INDIVIDUAL LEADERS, INTERCEPTIONS, 2014-2017

Player	Interceptions
Marcus Peters, LA-R	19
Reggie Nelson, Oak.	18
Brent Grimes, T.B.	16
Glover Quin, Det.	16
<b>Mike Adams, Car.</b>	<b>14</b>
4 others	14

Adams has had a prolific career in recording takeaways, both by interception and fumble recovery. He recorded 21 total takeaways over the last four seasons, good for third in the NFL in that span.

Over his career, Adams has tallied 43 takeaways (27 interceptions, 16 fumble recoveries). That mark is tied for first among all active defensive players.

#### NFL LEADERS, TOTAL TAKEAWAYS, ALL-TIME, ACTIVE PLAYERS

Player	INTs	FRs	Total Takeaways
<b>Mike Adams, Car.</b>	<b>27</b>	<b>16</b>	<b>43</b>
Reggie Nelson, Oak.	36	7	43
Tramon Williams, G.B.	32	8	40

Adams and teammate Julius Peppers (20) rank first and second in career fumble recoveries among active players.



### BRADBERRY THE VET AT CORNER

Cornerback James Bradberry had a strong sophomore campaign in 2017 as the Panthers top corner. He recorded two interceptions with 10 pass deflections, two forced fumbles and a sack.

He was rated third in the NFL by Pro Football Focus for opponent catch rate (25.0%) against him in the red zone.

In 2017, Bradberry had 85 tackles according to press box statistics, ranking first in the NFL among cornerbacks.

#### TACKLES (press box) / CORNERBACKS / NFL / 2017

Name	Tackles
<b>James Bradberry, Car.</b>	<b>85</b>
T.J. Carrie, Oak.	84
Darqueze Dennard, Cin.	83



### JACKSON GETS THE START

Rookie cornerback and second-round draft pick Donte Jackson started in his first career NFL game against the Cowboys. Jackson recorded five tackles and a pass breakup in his debut.

The Panthers have now had at least one draft pick start in Week 1 in every season under Ron Rivera, dating back to 2011. Jackson's secondary partner James Bradberry started in Week 1 in his rookie debut against the Broncos in 2016.







### GANO MOVES UP PANTHERS SCORING LIST

Kicker Graham Gano had 121 points in 2017, his fifth consecutive season with at least 100 points scored. He converted 29-of-30 field goal attempts with his only miss coming from 55 yards.

Gano has 674 points in his Panthers career (2012-present), the second-most in franchise history. John Kasay (1,482 from 1995-2010) is the franchise's all-time leader.

#### CAROLINA PANTHERS CAREER LEADERS, POINTS SCORED

Player	Points	Seasons
John Kasay, K	1,482	1995-2010
<b>Graham Gano, K</b>	<b>674</b>	<b>2012-17</b>
Steve Smith, WR	454	2001-13
DeAngelo Williams, RB	322	2006-14
Jonathan Stewart, RB	312	2008-17



### TEAM RECORD IN FG PERCENTAGE

Earning his first trip to the Pro Bowl in 2017, Graham Gano led the NFL in field goal accuracy (min. 10 attempts), hitting on 29-of-30 tries for 96.7 percent. His only miss came from 55 yards away.

Gano set the Panthers single-season record for field goal percentage. The previous record was 92.9 (26-of-28) set by Joe Nedney in 2000.

#### 2017 FG PERCENTAGE LEADERS / NFL (min. 10 attempts)

Player	FG-FGA	Pct.
<b>Graham Gano, Car.</b>	<b>29-30</b>	<b>96.7</b>
Robbie Gould, S.F.	39-41	95.1
Greg Zuerlein, LA-R	38-40	95.0
Josh Lambo, Jac.	19-20	95.0

### GANO SETS FRANCHISE TOUCHBACK RECORD

In addition to his field goal abilities, kicker Graham Gano has been important in the field position game. Since the start of 2013, Gano is tied for first in the NFL with a 76.6 touchback percentage (min. 100 kickoffs).

#### TOUCHBACK PERCENTAGE / NFL / 2013-18

Player	TB%	KO	TB
<b>Graham Gano, Car.</b>	<b>76.6</b>	<b>434</b>	<b>330</b>
Jason Myers, Jac.	76.2	195	141
Bradley Pinion, S.F.	73.8	172	127

Gano started the 2017 season with 15 consecutive kickoffs resulting in touchbacks, the longest such streak in the NFL since the merger in 1970. Gano broke his own franchise record with an 84.8 touchback mark in 2017, leading the NFL.

Gano has started the 2018 with four consecutive touchbacks in the Dallas opener.

### PALARDY SETS PUNTING RECORD

Punter Michael Palardy finished the 2017 season with a franchise record for net punting average at 42.4, a mark that ranked sixth in the league.

Palardy uncorked a career-long 63-yard punt at the New York Jets (11/27/17).

Over weeks 8-12, he led the NFL in net average and was fifth in punts inside the 20.





## CAROLINA ON MY MIND

The Carolina Panthers active roster and coaching staff has a distinctive local feel. Three coaches and six players either hail from North Carolina or South Carolina or played collegiately in the Carolinas. The Universities of North Carolina and South Carolina are tied with Maryland for the most players (3) on the current roster.

### Coaches with ties to the Carolinas (3)

Coach	Position
Jerricho Cotchery	Assistant Wide Receivers
Joe Kenn	Strength and Conditioning
Travelle Wharton	Assistant Offensive Line

### Hometown/College

North Carolina State  
Wake Forest  
Fountain Inn, S.C. / South Carolina

### Players with ties to the Carolinas (6)

Player	Position	Hometown/College
Damiere Byrd	Wide Receiver	South Carolina
Captain Munnerlyn	Cornerback	South Carolina
Julius Peppers	Defensive End	Bailey, N.C. / North Carolina
Corey Robinson	Tackle	Havelock, N.C. / South Carolina
Da'Norris Searcy	Safety	North Carolina
Andre Smith	Linebacker	North Carolina

## ROSTER RUNDOWN

Here's a look at Carolina's roster for Kickoff Weekend of the 2018 season.

Rookies and first-year players	9
Players with three years or less NFL experience	23
Players age 30 or older	11
Players drafted by Carolina	25
Average age	26.6

### Other roster notables

Original Draftees	28-Armah, Artis-Payne, Bradberry, Butler, Carter Jr., Davis, Elder, Funchess, Gaulden, Haynes, Jackson, R. Kalil, Kuechly, Mayo, McCaffrey, Moore, Moton, Munnerlyn, Newton, Peppers, Samuel, Short, Silatolu, Smith, Thomas, Thompson, Turner, Williams
Oldest Player on roster	Julius Peppers - 38 years old (1/18/80)
Youngest Player on roster	Andre Smith - 21 years old (4/20/97)
Most experience	17 seasons, Julius Peppers
Tallest player(s) on roster	Julius Peppers - 6'7"
Shortest player(s) on roster	Captain Munnerlyn - 5'9"
The college that is represented the most:	South Carolina/Maryland/North Carolina - 3 players
Players not from FBS schools	6-Mike Adams (Delaware), Alex Armah (West Georgia), James Bradberry (Samford), Chris Manhertz (Canisius), Amini Silatolu (Midwestern State), Greg Van Roten (Penn)



# CAROLINA PANTHERS 2018 TRANSACTIONS



2-Jan	CB	Lorenzo Doss	Reserve/Future signing	25-Jul	DE	Bryan Cox Jr.	Placed on physically unable to perform list (ankle)
8-Jan	DE	Efe Obada	Reserve/Future signing				
8-Jan	WR	Jamaal Jones	Reserve/Future signing	25-Jul	WR	Fred Ross	Placed on physically unable to perform list (hip)
8-Jan	G	Dorian Johnson	Reserve/Future signing				
8-Jan	WR	Austin Duke	Reserve/Future signing	1-Aug	DE	Bryan Cox Jr.	Passed physical
8-Jan	LB	Richie Brown	Reserve/Future signing	1-Aug	WR	Curtis Samuel	Passed physical
8-Jan	TE	Evan Baylis	Reserve/Future signing	1-Aug	CB	Ross Cockrell	Placed on injured reserve (leg)
8-Jan	WR	Rasheed Bailey	Reserve/Future signing	1-Aug	T	Adam Bisnowaty	Claimed off waivers (DET)
8-Jan	S	Damian Parms	Reserve/Future signing	5-Aug	DE	Julius Peppers	Passed physical
8-Jan	TE	Kent Taylor	Reserve/Future signing	7-Aug	WR	Fred Ross	Passed physical
8-Jan	S	Dezmen Southward	Reserve/Future signing	7-Aug	DT	Ashaad Mabry	Waived
8-Jan	CB	Zack Sanchez	Reserve/Future signing	7-Aug	DE	Sterling Bailey	Free agent signing
29-Jan	G	Greg Van Roten	Extension signing	12-Aug	DB	Alex Carter	Free agent signing
26-Feb	TE	John Theus	Waived	12-Aug	S	Damian Parms	Injured reserve
26-Feb	S	Kurt Coleman	Released	15-Aug	DE	Karter Schult	Waived
26-Feb	DE	Charles Johnson	Released	15-Aug	DE	Kiante Anderson	Free agent signing
28-Feb	RB	Jonathan Stewart	Released	19-Aug	TE	Jason Reese	Free Agent signing
6-Mar	K	Graham Gano	Extension signing	19-Aug	WR	Fred Ross	Waived with injury designation
7-Mar	CB	Teddy Williams	Released	20-Aug	WR	Fred Ross	Cleared waivers and placed on injured reserve
9-Mar	DT	Drew Iddings	Extension signing	21-Aug	G	Kyle Bosch	Waived
14-Mar	DE	Julius Peppers	Extension signing	31-Aug	TE	Chris Manhertz	Passed physical
14-Mar	CB	Daryl Worley	Traded to Philadelphia in exchange for WR Torrey Smith	1-Sep	RB	Kenjon Barner	Released
				1-Sep	WR	Rasheed Bailey	Waived
14-Mar	WR	Torrey Smith	Acquired in a trade with Philadelphia in exchange for CB Daryl Worley	1-Sep	DE	Sterling Bailey	Waived
				1-Sep	TE	Evan Baylis	Waived
16-Mar	DT	Dontari Poe	Unrestricted free agent signing (Atlanta)	1-Sep	T	Adam Bisnowaty	Waived
16-Mar	TE	Zach Banner	Claimed off waivers (Cleveland)	1-Sep	LB	Richie Brown	Waived
20-Mar	WR	Jarius Wright	Free agent signing	1-Sep	DB	Alex Carter	Waived
23-Mar	T	Jeremiah Sirles	Free agent signing	1-Sep	T	Blaine Clausell	Waived
23-Mar	CB	Ross Cockrell	Unrestricted free agent signing (New York Giants)	1-Sep	S	Demetrious Cox	Waived
				1-Sep	T	Quinterrius Eatmon	Waived
23-Mar	S	Da'Norris Searcy	Free agent signing	1-Sep	LB	Chris Frey	Waived
26-Mar	T	Amini Silatolu	Free agent signing	1-Sep	CB	LaDarius Gunter	Waived
26-Mar	CB	LaDarius Gunter	Free agent signing	1-Sep	WR	Bug Howard	Waived
16-Apr	QB	Taylor Heinicke	Claimed off waivers (Houston)	1-Sep	T	Norman Price	Waived
26-Apr	TE	Greg Olsen	Extension signing	1-Sep	TE	Jason Reese	Waived
26-Apr	WR	DJ Moore	Drafted (1)	1-Sep	TE	Cam Serigne	Waived
27-Apr	CB	Donte Jackson	Drafted (2)	1-Sep	DT	Tracy Sprinkle	Waived
27-Apr	S	Rashaan Golden	Drafted (3)	1-Sep	T	Corey Robinson	Acquired in a trade with Philadelphia in exchange for an undisclosed 2020 draft pick
28-Apr	TE	Ian Thomas	Drafted (4a)				
28-Apr	DE	Michael Haynes	Drafted (4b)	1-Sep	DE	Zach Moore	Released
28-Apr	LB	Jermaine Carter Jr.	Drafted (5)	1-Sep	S	Dezmen Southward	Released
28-Apr	LB	Andre Smith	Drafted (7a)	1-Sep	QB	Kyle Allen	Waived
28-Apr	DT	Kendrick Norton	Drafted (7b)	1-Sep	DE	Kiante Anderson	Waived
1-May	TE	Kent Taylor	Waived	1-Sep	RB	Reggie Bonnafon	Waived
1-May	T	Korren Kirven	Free agent signing	1-Sep	CB	Lorenzo Doss	Waived
7-May	RB	CJ Anderson	Free agent signing	1-Sep	WR	Austin Duke	Waived
8-May	RB	Elijah Hood	Claimed off waivers (OAK)	1-Sep	WR	Mose Frazier	Waived
10-May	RB	Fozzy Whittaker	Placed on injured reserve (knee)	1-Sep	C	Kyle Friend	Waived
11-May	RB	Kenjon Barner	Free agent signing	1-Sep	QB	Garrett Gilbert	Waived
11-May	DT	Tracy Sprinkle	Free agent signing	1-Sep	DE	Daeshon Hall	Waived
11-May	LB	Chris Frey	Free agent signing	1-Sep	G	Taylor Hearn	Waived
11-May	RB	Reggie Bonnafon	Free agent signing	1-Sep	G	Dorian Johnson	Waived
11-May	QB	Kyle Allen	Free agent signing	1-Sep	WR	Jamaal Jones	Waived
11-May	G	Brendan Mahon	Free agent signing	1-Sep	CB	Cole Luke	Waived
11-May	G	Taylor Hearn	Free agent signing	1-Sep	DT	Kendrick Norton	Waived
11-May	G	Kyle Bosch	Free agent signing	1-Sep	TE	Jason Vander Laan	Waived
14-May	WR	Russell Shepard	Released	1-Sep	RB	Elijah Hood	Placed on injured reserve (knee)
14-May	CB	Zack Sanchez	Waived with injury settlement	1-Sep	CB	Kevon Seymour	Placed on injured reserve (shoulder)
14-May	DE	Karter Schult	Free agent signing	1-Sep	T	Jeremiah Sirles	Placed on injured reserve (hamstring)
14-May	CB	Kyle Friend	Free agent signing	2-Sep	RB	Reggie Bonnafon	Practice squad signing
14-May	G	Quinterrius Eatmon	Free agent signing	2-Sep	QB	Kyle Allen	Practice squad signing
14-May	WR	Bug Howard	Free agent signing	2-Sep	WR	Mose Frazier	Practice squad signing
21-May	T	Korren Kirven	Waived	2-Sep	DT	Kendrick Norton	Practice squad signing
21-May	TE	Jason Vander Laan	Free agent signing	2-Sep	DE	Kiante Anderson	Practice squad signing
21-May	DT	Ashaad Mabry	Free agent signing	2-Sep	CB	Cole Luke	Practice squad signing
31-May	T	Zach Banner	Waived	2-Sep	S	Dezmen Southward	Practice squad signing
4-Jun	G	Norman Price	Free agent signing	2-Sep	G	Taylor Hearn	Practice squad signing
25-Jul	DT	Drew Iddings	Waived	2-Sep	TE	Jason Vander Laan	Practice squad signing
25-Jul	TE	Cam Serigne	Free agent signing	2-Sep	G	Dorian Johnson	Practice squad signing
25-Jul	WR	Curtis Samuel	Placed on non-football injury list (ankle)	3-Sep	T	Matt Kalil	Placed on injured reserve (knee)
25-Jul	DE	Julius Peppers	Placed on physically unable to perform list (shoulder)	3-Sep	CB	Lorenzo Doss	Free agent signing
				4-Sep	CB	Josh Hawkins	Practice squad signing
25-Jul	TE	Chris Manhertz	Placed on physically unable to perform list (foot)	4-Sep	DE	Kiante Anderson	Practice squad injured



## ***CAROLINA PANTHERS 2018 TRANSACTIONS (cont.)***



4-Sep	CB	Josh Hawkins	Practice squad signing
6-Sep	DT	Kendrick Norton	Released from practice squad
6-Sep	QB	Connor Cook	Practice squad signing
6-Sep	T	Jeremiah Sirles	Released/injury settlement
10-Sep	DE	Kiante Anderson	Released/injury settlement
10-Sep	QB	Josh Allen	Released from practice squad
10-Sep	DT	Kendrick Norton	Practice squad signing





## CAROLINA PANTHERS 2018 UNOFFICIAL DEPTH CHART

<b>OFFENSE</b>			
<b>WR</b>	17 Devin Funchess	13 Jarius Wright	18 Damiere Byrd
<b>LT</b>	72 Taylor Moton	77 Corey Robinson	
<b>LG</b>	65 Amini Silatolu	<u>63 Brendan Mahon</u>	
<b>C</b>	67 Ryan Kalil	69 Tyler Larsen	73 Greg Van Roten
<b>RG</b>	70 Trai Turner	73 Greg Van Roten	
<b>RT</b>	60 Daryl Williams	77 Corey Robinson	
<b>TE</b>	88 Greg Olsen	82 Chris Manhertz	<u>80 Ian Thomas</u>
<b>WR</b>	11 Torrey Smith	12 DJ Moore	10 Curtis Samuel
<b>QB</b>	1 Cam Newton	6 Taylor Heinicke	
<b>FB</b>	40 Alex Armah		
<b>RB</b>	22 Christian McCaffrey	20 CJ Anderson	34 Cameron Artis-Payne

<b>DEFENSE</b>			
<b>DE</b>	97 Mario Addison	<u>98 Marquis Haynes</u>	94 Efe Obada
<b>DT</b>	99 Kawann Short	93 Kyle Love	
<b>DT</b>	95 Dontari Poe	92 Vernon Butler	
<b>DE</b>	90 Julius Peppers	96 Wes Horton	91 Bryan Cox Jr.
<b>SLB</b>	54 Shaq Thompson	<u>56 Jermaine Carter Jr.</u>	<u>57 Andre Smith</u>
<b>MLB</b>	59 Luke Kuechly	55 David Mayo	52 Jared Norris
<b>WLB</b>	55 David Mayo	53 Ben Jacobs	
<b>LCB</b>	24 James Bradberry	41 Captain Munnerlyn	31 Lorenzo Doss
<b>RCB</b>	<u>26 Donte Jackson</u>	35 Corn Elder	
<b>SS</b>	21 Da'Norris Searcy	42 Colin Jones	
<b>FS</b>	29 Mike Adams	<u>28 Rashaan Gaulden</u>	

### SPECIAL TEAMS

<b>PK</b>	9 Graham Gano			
<b>P</b>	5 Michael Palardy			
<b>KO</b>	9 Graham Gano			
<b>H</b>	5 Michael Palardy			
<b>PR</b>	18 Damiere Byrd	22 Christian McCaffrey	<u>12 DJ Moore</u>	<u>26 Donte Jackson</u>
<b>KOR</b>	18 Damiere Byrd	22 Christian McCaffrey	<u>12 DJ Moore</u>	10 Curtis Samuel
<b>LS</b>	44 J.J. Jansen			

ROOKIES Underlined

## PANTHERS COACHING STAFF

Ron Rivera (head coach); Norv Turner (offensive coordinator); Eric Washington (defensive coordinator); Chase Blackburn (special teams coordinator); Jericho Cotchery (assistant wide receivers); Heath Farwell (assistant special teams); Pete Hoener (tight ends); Brady Hoke (defensive line); Jeff Imamura (assistant secondary/cornerbacks); Joe Kenn (strength and conditioning); John Matsko (running game coordinator); Sam Mills III (assistant defensive line); Vincent Rivera (defensive quality control); Richard Rodgers (secondary); Steve Russ (linebackers); Jim Skipper (running backs); Lance Taylor (wide receivers); Drew Terrell (offensive quality control); Scott Turner (quarterbacks); Travelle Wharton (assistant offensive line).

## PANTHERS PRONUNCIATION

DAMIERE Byrd.....	duh-MEER	TRAI Turner .....	Trey
Devin FUNCHES	FUN-chess	Greg Van ROTEN.....	ROAT-en
Graham GANO .....	guh-KNOW	JARIUS Wright .....	JAIR-ee-iss
Rashaan GAULDEN.....	GAWL-den		
Luke KUECHLY.....	KEEK-lee		
Brendan MAHON.....	MANN		
EFE OBADA.....	EF-ay OH-bahdah		
KAWANN Short.....	KAY-won		
Amini SILATOLU.....	sill-uh-TOE-lou		



# CAROLINA PANTHERS ALPHABETICAL ROSTER



No	Name	Pos	Ht	Wt	DOB	Age	Exp	College	Hometown	How Acq	GP/GS/DNP/INA
29	Adams, Mike	S	5-11	205	03/24/81	37	15	Delaware	Wayne, N.J.	UFA '17 (IND)	1/1/0/0
97	Addison, Mario	DE	6-3	260	09/06/87	31	8	Troy	Tarrant, Ala.	FA '12	1/1/0/0
20	Anderson, CJ	RB	5-8	225	02/10/91	27	6	California	Vallejo, Calif.	FA '18	1/0/0/0
40	Armah, Alex	FB	6-2	255	05/17/94	24	2	West Georgia	Lawrenceville, Ga.	D6 '17	1/0/0/0
34	Artis-Payne, Cameron	RB	5-10	215	06/23/90	28	4	Auburn	Harrisburg, Pa.	D5b '15	0/0/0/1
24	Bradberry, James	CB	6-1	212	08/04/93	25	3	Samford	Pleasant Grove, Ala.	D2 '16	1/1/0/0
92	Butler, Vernon	DT	6-4	330	06/14/94	24	3	Louisiana Tech	Summit, Miss.	D1 '16	1/0/0/0
18	Byrd, Damiere	WR	5-9	180	01/27/93	25	3	South Carolina	Sicklerville, N.J.	FA '15	1/0/0/0
56	Carder Jr, Jermaine	LB	6-1	225	01/14/95	23	R	Maryland	Rockville, Md.	D5 '18	1/0/0/0
91	Cox Jr., Bryan	DE	6-3	270	06/25/94	24	2	Florida	Ft. Lauderdale, Fla.	FA '17	1/0/0/0
31	Doss, Lorenzo	CB	5-11	185	04/22/94	24	4	Tulane	New Orleans, La.	FA '18	0/0/0/1
35	Elder, Corn	CB	5-10	185	10/09/94	23	2	Miami	Nashville, Tenn.	D5 '17	1/0/0/0
17	Funchess, Devin	WR	6-4	225	05/21/94	24	4	Michigan	Farmington, Mich.	D2 '15	1/1/0/0
9	Gano, Graham	K	6-2	202	04/09/87	31	9	Florida State	Cantonment, Fla.	FA '12	1/0/0/0
28	Gaulden, Rashaan	S	6-1	200	01/23/95	23	R	Tennessee	Spring Hill, Tenn.	D3 '18	1/0/0/0
98	Haynes, Marquis	DE	6-2	235	12/16/93	24	R	Mississippi	Jacksonville, Fla.	D4b '18	0/0/0/1
6	Heinicke, Taylor	QB	6-1	210	03/15/93	25	3	Old Dominion	Lawrenceville, Ga.	FA '18	0/0/1/0
96	Horton, Wes	DE	6-5	265	12/17/89	28	6	Southern California	Sherman Oaks, Calif.	FA '16	1/1/0/0
26	Jackson, Donte	CB	5-10	180	11/08/95	22	R	Louisiana State	Metarie, La.	D2 '18	1/1/0/0
53	Jacobs, Ben	LB	6-4	240	04/17/88	30	4	Fresno State	Las Vegas, Nev.	FA '16	1/0/0/0
44	Jansen, JJ	LS	6-2	235	01/20/86	32	11	Notre Dame	Phoenix, Ariz.	TR '09 (GB)	1/0/0/0
42	Jones, Colin	S	6-0	205	10/27/87	30	8	TCU	Bridgeport, Texas	TR '12 (SF)	1/0/0/0
67	Kalil, Ryan	C	6-2	300	03/29/85	33	12	Southern California	Corona, Calif.	D2b '07	1/1/0/0
59	Kuechly, Luke	LB	6-3	238	04/20/91	27	7	Boston College	Cincinnati, Ohio	D1 '12	1/1/0/0
69	Larsen, Tyler	C	6-4	325	07/08/91	27	3	Utah State	Sandy, Utah	FA '16	1/0/0/0
93	Love, Kyle	DT	6-1	310	11/18/86	31	7	Mississippi State	College Park, Ga.	FA '16	1/0/0/0
63	Mahon, Brendan	G	6-4	320	01/17/95	23	R	Penn State	Randolph, N.J.	FA '18	0/0/0/1
82	Manhertz, Chris	TE	6-6	255	04/10/92	26	3	Canisius	New York, N.Y.	WV '16 (NO)	1/0/0/0
55	Mayo, David	LB	6-2	245	08/08/93	25	4	Texas State	Scappoose, Ore	D5a '15	1/1/0/0
22	McCaffrey, Christian	RB	5-11	205	06/07/96	22	2	Stanford	Highlands Ranch, Colo.	D1 '17	1/1/0/0
12	Moore, DJ	WR	6-0	210	04/14/97	21	R	Maryland	Philadelphia, Pa.	D1 '18	1/0/0/0
72	Moton, Taylor	T	6-5	325	03/18/94	24	2	Western Michigan	Okemos, Mich.	D2b '17	1/1/0/0
41	Munnerlyn, Captain	CB	5-9	195	04/10/88	30	10	South Carolina	Mobile, Ala.	UFA '17 (MIN)	1/0/0/0
1	Newton, Cam	QB	6-5	245	05/11/89	29	8	Auburn	College Park, Ga.	D1 '11	1/1/0/0
52	Norris, Jared	LB	6-1	238	07/19/93	25	3	Utah	Bakersfield, Calif.	FA '16	1/0/0/0
94	Obada, Efe	DE	6-6	265	04/13/92	26	1	none	London, England	FA '17	0/0/0/1
88	Olsen, Greg	TE	6-5	255	03/11/85	33	12	Miami (Fla.)	Wayne, N.J.	TR '11 (CHI)	1/1/0/0
5	Palardy, Michael	P	5-11	200	07/06/92	26	3	Tennessee	Fort Lauderdale, Fla.	FA '16	1/0/0/0
90	Peppers, Julius	DE	6-7	295	01/18/80	38	17	North Carolina	Bailey, N.C.	UFA '17 (GB)	1/0/0/0
95	Poe, Dontari	DT	6-3	346	08/18/90	28	7	Memphis	Memphis, Tenn.	UFA '18 (ATL)	1/1/0/0
77	Robinson, Corey	T	6-7	315	05/21/92	26	4	South Carolina	Havelock, N.C.	TR '18 (DET)	1/0/0/0
10	Samuel, Curtis	WR	5-11	195	08/11/96	22	2	Ohio State	Brooklyn, N.Y.	D2a '17	0/0/0/1
21	Searcy, Da'Norris	S	5-11	205	11/16/88	29	8	North Carolina	Decatur, Ga.	FA '18	1/1/0/0
99	Short, Kawann	DT	6-3	315	02/02/89	29	6	Purdue	East Chicago, Ind.	D2 '13	1/1/0/0
65	Silatolu, Amini	T	6-4	305	09/16/88	29	6	Midwestern State	Tracy, Calif.	FA '17	1/0/0/0
57	Smith, Andre	LB	6-0	240	04/20/97	21	R	North Carolina	Jacksonville, Fla.	D7a '18	0/0/0/1
11	Smith, Torrey	WR	6-0	205	01/26/89	29	8	Maryland	Falmouth, Va.	TR '18 (PHI)	1/1/0/0
80	Thomas, Ian	TE	6-4	260	06/06/96	22	R	Indiana	Baltimore, Md.	D4a '18	1/0/0/0
54	Thompson, Shaq	LB	6-0	230	04/21/94	24	4	Washington	Sacramento, Calif.	D1 '15	1/1/0/0
70	Turner, Trai	G	6-3	315	06/14/93	25	5	Louisiana State	New Orleans, La.	D3 '14	1/1/0/0
73	Van Roten, Greg	G	6-3	305	02/26/90	28	4	Pennsylvania	Mineola, N.Y.	FA '17	1/1/0/0
60	Williams, Daryl	T	6-6	330	08/31/92	26	4	Oklahoma	Lake Dallas, Texas	D4 '15	1/1/0/0
13	Wright, Jarius	WR	5-10	191	11/25/89	28	7	Arkansas	Warren, Ark.	FA '18	1/1/0/0

## Practice Squad (10)

39	Bonnafig, Reggie	RB	6-0	215	01/04/96	22	R	Louisville	Louisville, Ky.	FA '18	0/0/0/0
3	Cook, Connor	QB	6-4	215	1/29/93	25	3	Michigan State	Cuyahoga Falls, Ohio	FA '18	0/0/0/0
14	Frazier, Mose	WR	5-11	190	08/30/93	25	1	Memphis	Memphis, Tenn.	FA '17	0/0/0/0
23	Hawkins, Josh	CB	5-10	190	01/23/93	25	3	East Carolina	Winston-Salem, N.C.	FA '18	0/0/0/0
62	Hearn, Taylor	G	6-4	315	01/11/96	22	R	Clemson	Willston, S.C.	FA '18	0/0/0/0
64	Johnson, Dorian	G	6-5	305	10/21/94	23	1	Pittsburgh	Belle Vernon, Pa.	FA '17	0/0/0/0
32	Luke, Cole	CB	5-11	200	06/30/95	23	2	Notre Dame	Chandler, Ariz.	FA '17	0/0/0/0
74	Norton, Kendrick	DT	6-3	315	06/07/97	21	R	Miami (Fla.)	Jacksonville, Fla.	D7b '18	0/0/0/0
37	Southward, Dezmen	S	6-2	208	10/01/91	26	3	Wisconsin	Fort Lauderdale, Fla.	FA '16	0/0/0/0
84	Vander Laan, Jason	TE	6-3	245	09/22/92	25	1	Ferris State	Frankfort, Ill.	FA '18	0/0/0/0

## Reserve / Suspended (1)

58	Davis, Thomas	LB	6-1	235	03/22/83	35	14	Georgia	Shellman, Ga.	D1 '05	0/0/0/0
----	---------------	----	-----	-----	----------	----	----	---------	---------------	--------	---------

## Reserve / Injured (7)

47	Cockrell, Ross	CB	6-0	190	08/06/91	27	5	Duke	Charlotte, N.C.	UFA '18 (NYG)	0/0/0/0
30	Hood, Elijah	RB	5-11	230	04/22/96	22	1	North Carolina	Charlotte, N.C.	WV '18 (OAK)	0/0/0/0
75	Kalil, Matt	T	6-7	315	07/06/89	29	7	Southern California	Corona, Calif.	UFA '17 (MIN)	0/0/0/0
25	Parms, Damian	S	6-2	210	10/28/92	25	1	Florida Atlantic	Miami, Fla.	FA '17	0/0/0/0
2	Ross, Fred	WR	6-2	210	05/19/95	23	2	Mississippi State	Tyler, Texas	FA '17	0/0/0/0
27	Seymour, Kevon	CB	6-0	185	11/30/93	24	3	Southern California	Pasadena, Calif.	TR '17 (BUF)	0/0/0/0
43	Whittaker, Fozzy	RB	5-10	205	02/02/89	29	6	Texas	Pearland, Texas	FA '14	0/0/0/0

# CAROLINA PANTHERS NUMERICAL ROSTER



No	Name	Pos	Ht	Wt	DOB	Age	Exp	College	Hometown	How Acq	GP/GS/DNP/INA
1	Cam Newton	QB	6-5	245	05/11/89	29	8	Auburn	College Park, Ga.	D1 '11	1/1/0/0
5	Michael Palardy	P	5-11	200	07/06/92	26	3	Tennessee	Fort Lauderdale, Fla.	FA '16	1/0/0/0
6	Taylor Heinicke	QB	6-1	210	03/15/93	25	3	Old Dominion	Lawrenceville, Ga.	FA '18	0/0/1/0
9	Graham Gano	K	6-2	202	04/09/87	31	9	Florida State	Cantonment, Fla.	FA '12	1/0/0/0
10	Curtis Samuel	WR	5-11	195	08/11/96	22	2	Ohio State	Brooklyn, N.Y.	D2a '17	0/0/0/1
11	Torrey Smith	WR	6-0	205	01/26/89	29	8	Maryland	Falmouth, Va.	TR '18 (PHI)	1/1/0/0
12	DJ Moore	WR	6-0	210	04/14/97	21	R	Maryland	Philadelphia, Pa.	D1 '18	1/0/0/0
13	Jarius Wright	WR	5-10	191	11/25/89	28	7	Arkansas	Warren, Ark.	FA '18	1/1/0/0
17	Devin Funchess	WR	6-4	225	05/21/94	24	4	Michigan	Farmington, Mich.	D2 '15	1/1/0/0
18	Damiere Byrd	WR	5-9	180	01/27/93	25	3	South Carolina	Sicklerville, N.J.	FA '15	1/0/0/0
20	CJ Anderson	RB	5-8	225	02/10/91	27	6	California	Vallejo, Calif.	FA '18	1/0/0/0
21	Da'Norris Searcy	S	5-11	205	11/16/88	29	8	North Carolina	Decatur, Ga.	FA '18	1/1/0/0
22	Christian McCaffrey	RB	5-11	205	06/07/96	22	2	Stanford	Highlands Ranch, Colo.	D1 '17	1/1/0/0
24	James Bradberry	CB	6-1	212	08/04/93	25	3	Samford	Pleasant Grove, Ala.	D2 '16	1/1/0/0
26	Donte Jackson	CB	5-10	180	11/08/95	22	R	Louisiana State	Metarie, La.	D2 '18	1/1/0/0
28	Rashaan Gaulden	S	6-1	200	01/23/95	23	R	Tennessee	Spring Hill, Tenn.	D3 '18	1/0/0/0
29	Mike Adams	S	5-11	205	03/24/81	37	15	Delaware	Wayne, N.J.	UFA '17 (IND)	1/1/0/0
31	Lorenzo Doss	CB	5-11	185	04/22/94	24	4	Tulane	New Orleans, La.	FA '18	0/0/0/1
34	Cameron Artis-Payne	RB	5-10	215	06/23/90	28	4	Auburn	Harrisburg, Pa.	D5b '15	0/0/0/1
35	Corn Elder	CB	5-10	185	10/09/94	22	2	Miami	Nashville, Tenn.	D5 '17	1/0/0/0
40	Alex Armah	FB	6-2	255	05/17/94	22	2	West Georgia	Lawrenceville, Ga.	D6 '17	1/0/0/0
41	Captain Munnerlyn	CB	5-9	195	04/10/88	30	10	South Carolina	Mobile, Ala.	UFA '17 (MIN)	1/0/0/0
42	Colin Jones	S	6-0	205	10/27/87	30	8	TCU	Bridgeport, Texas	TR '12 (SF)	1/0/0/0
44	JJ Jansen	LS	6-2	235	01/20/86	32	11	Notre Dame	Phoenix, Ariz.	TR '09 (GB)	1/0/0/0
52	Jared Norris	LB	6-1	238	07/19/93	25	3	Utah	Bakersfield, Calif.	FA '16	1/0/0/0
53	Ben Jacobs	LB	6-4	240	04/17/88	30	5	Fresno State	Las Vegas, Nev.	FA '16	1/0/0/0
54	Shaq Thompson	LB	6-0	230	04/21/94	24	4	Washington	Sacramento, Calif.	D1 '15	1/1/0/0
55	David Mayo	LB	6-2	245	08/08/93	25	4	Texas State	Scappoose, Ore.	D5a '15	1/1/0/0
56	Jermaine Carter Jr.	LB	6-1	225	01/14/95	23	R	Maryland	Rockville, Md.	D5 '18	1/0/0/0
57	Andre Smith	LB	6-0	240	04/20/97	21	R	North Carolina	Jacksonville, Fla.	D7a '18	0/0/0/1
59	Luke Kuechly	LB	6-3	238	04/20/91	27	7	Boston College	Cincinnati, Ohio	D1 '12	1/1/0/0
60	Daryl Williams	T	6-6	330	08/31/92	26	4	Oklahoma	Lake Dallas, Texas	D4 '15	1/1/0/0
63	Brendan Mahon	G	6-4	320	01/17/95	23	R	Penn State	Randolph, N.J.	FA '18	0/0/0/1
65	Amini Silatolu	T	6-4	305	09/16/88	29	6	Midwestern State	Tracy, Calif.	FA '17	1/0/0/0
67	Ryan Kalil	C	6-2	300	03/29/85	33	12	Southern California	Corona, Calif.	D2b '07	1/1/0/0
69	Tyler Larsen	C	6-4	325	07/08/91	27	3	Utah State	Sandy, Utah	FA '16	1/0/0/0
70	Trai Turner	G	6-3	315	06/14/93	25	5	Louisiana State	New Orleans, La.	D3 '14	1/1/0/0
72	Taylor Moton	T	6-5	325	03/18/94	24	2	Western Michigan	Okemos, Mich.	D2b '17	1/1/0/0
73	Greg Van Roten	G	6-3	305	02/26/90	28	4	Pennsylvania	Mineola, N.Y.	FA '17	1/1/0/0
77	Corey Robinson	T	6-7	315	05/21/92	26	4	South Carolina	Havelock, N.C.	TR '18 (DET)	1/0/0/0
80	Ian Thomas	TE	6-4	260	06/06/96	22	R	Indiana	Baltimore, Md.	D4a '18	1/0/0/0
82	Chris Manhertz	TE	6-6	255	04/10/92	26	3	Canisius	New York, N.Y.	WV '16 (NO)	1/0/0/0
88	Greg Olsen	TE	6-5	255	03/11/85	33	12	Miami (Fla.)	Wayne, N.J.	TR '11 (CHI)	1/1/0/0
90	Julius Peppers	DE	6-7	295	01/18/80	38	17	North Carolina	Bailey, N.C.	UFA '17 (GB)	1/0/0/0
91	Bryan Cox Jr.	DE	6-3	270	06/25/94	24	2	Florida	Ft. Lauderdale, Fla.	FA '17	1/0/0/0
92	Vernon Butler	DT	6-4	330	06/14/94	24	3	Louisiana Tech	Summit, Miss.	D1 '16	1/0/0/0
93	Kyle Love	DT	6-1	310	11/18/86	31	7	Mississippi State	College Park, Ga.	FA '16	1/0/0/0
94	Efe Obada	DE	6-6	265	04/13/92	26	1	none	London, England	FA '17	0/0/0/1
95	Dontari Poe	DT	6-3	346	08/18/90	28	7	Memphis	Memphis, Tenn.	UFA '18 (ATL)	1/1/0/0
96	Wes Horton	DE	6-5	265	12/17/89	28	6	Southern California	Sherman Oaks, Calif.	FA '16	1/1/0/0
97	Mario Addison	DE	6-3	260	09/06/87	31	8	Troy	Tarrant, Ala.	FA '12	1/1/0/0
98	Marquis Haynes	DE	6-2	235	12/16/93	24	R	Mississippi	Jacksonville, Fla.	D4b '18	0/0/0/1
99	Kawann Short	DT	6-3	315	02/02/89	29	6	Purdue	East Chicago, Ind.	D2 '13	1/1/0/0

## Practice Squad (10)

3	Connor Cook	QB	6-4	215	1/29/93	25	3	Michigan State	Cuyahoga Falls, Ohio	FA '18	0/0/0/0
14	Mose Frazier	WR	5-11	190	08/30/93	25	1	Memphis	Memphis, Tenn.	FA '17	0/0/0/0
23	Josh Hawkins	CB	5-10	190	01/23/93	25	3	East Carolina	Winston-Salem, N.C.	FA '18	0/0/0/0
32	Cole Luke	CB	5-11	200	06/30/95	23	2	Notre Dame	Chandler, Ariz.	FA '17	0/0/0/0
37	Dezmen Southward	S	6-2	208	10/01/91	26	3	Wisconsin	Fort Lauderdale, Fla.	FA '16	0/0/0/0
39	Reggie Bonnafon	RB	6-0	215	01/04/96	22	R	Louisville	Louisville, Ky.	FA '18	0/0/0/0
62	Taylor Hearn	G	6-4	315	01/11/96	22	R	Clemson	Willston, S.C.	FA '18	0/0/0/0
64	Dorian Johnson	G	6-5	305	10/21/94	23	1	Pittsburgh	Belle Vernon, Pa.	FA '17	0/0/0/0
74	Kendrick Norton	DT	6-3	315	06/07/97	21	R	Miami (Fla.)	Jacksonville, Fla.	D7b '18	0/0/0/0
84	Jason Vander Laan	TE	6-4	245	09/22/92	25	1	Ferris State	Frankfort, Ill.	FA '18	0/0/0/0

## Reserve / Suspended (1)

58	Thomas Davis	LB	6-1	235	03/22/83	35	14	Georgia	Shellman, Ga.	D1 '05	0/0/0/0
----	--------------	----	-----	-----	----------	----	----	---------	---------------	--------	---------

## Reserve / Injured (7)

2	Fred Ross	WR	6-2	210	05/19/95	23	2	Mississippi State	Tyler, Texas	FA '17	0/0/0/0
25	Damian Parms	S	6-2	210	10/28/92	25	1	Florida Atlantic	Miami, Fla.	FA '17	0/0/0/0
27	Kevon Seymour	CB	6-0	185	11/30/93	24	3	Southern California	Pasadena, Calif.	TR '17 (BUF)	0/0/0/0
30	Elijah Hood	RB	5-11	230	04/22/96	22	1	North Carolina	Charlotte, N.C.	WV '18 (OAK)	0/0/0/0
43	Fozzy Whittaker	RB	5-10	205	02/02/89	29	6	Texas	Pearland, Texas	FA '14	0/0/0/0
47	Ross Cockrell	CB	6-0	190	08/06/91	27	5	Duke	Charlotte, N.C.	UFA '18 (NYG)	0/0/0/0
75	Matt Kalil	T	6-7	315	07/06/89	29	7	Southern California	Corona, Calif.	UFA '17 (MIN)	0/0/0/0

# CAROLINA PANTHERS BY EXPERIENCE



No	Name	Pos	Ht	Wt	DOB	Age	Exp	College	Hometown	How Acq	GP/GS/DNP/INA
<b>17th Year (1)</b>											
90	Peppers, Julius	DE	6-7	295	01/18/80	38	17	North Carolina	Bailey, N.C.	UFA '17 (GB)	1/0/0/0
<b>15th Year (1)</b>											
29	Adams, Mike	S	5-11	205	03/24/81	37	15	Delaware	Wayne, N.J.	UFA '17 (IND)	1/1/0/0
<b>12th Year (2)</b>											
67	Kalil, Ryan	C	6-2	300	03/29/85	33	12	Southern California	Corona, Calif.	D2b '07	1/1/0/0
88	Olsen, Greg	TE	6-5	255	03/11/85	33	12	Miami (Fla.)	Wayne, N.J.	TR '11 (CHI)	1/1/0/0
<b>11th Year (1)</b>											
44	Jansen, J.J.	LS	6-2	235	01/20/86	32	11	Notre Dame	Phoenix, Ariz.	TR '09 (GB)	1/0/0/0
<b>10th Year (1)</b>											
41	Munnerlyn, Captain	CB	5-9	195	04/10/88	30	10	South Carolina	Mobile, Ala.	UFA '17 (MIN)	1/0/0/0
<b>9th Year (1)</b>											
9	Gano, Graham	K	6-2	202	04/09/87	31	9	Florida State	Cantonment, Fla.	FA '12	1/0/0/0
<b>8th Year (5)</b>											
97	Addison, Mario	DE	6-3	260	09/06/87	31	8	Troy	Tarrant, Ala.	FA '12	1/1/0/0
42	Jones, Colin	S	6-0	205	10/27/87	30	8	TCU	Bridgeport, Texas	TR '12 (SF)	1/0/0/0
1	Newton, Cam	QB	6-5	245	05/11/89	29	8	Auburn	College Park, Ga.	D1 '11	1/1/0/0
21	Searcy, Da'Norris	S	5-11	205	11/16/88	29	8	North Carolina	Decatur, Ga.	FA '18	1/1/0/0
11	Smith, Torrey	WR	6-0	205	01/26/89	29	8	Maryland	Falmouth, Va.	TR '18 (PHI)	1/1/0/0
<b>7th Year (4)</b>											
59	Kuechly, Luke	LB	6-3	238	04/20/91	27	7	Boston College	Cincinnati, Ohio	D1 '12	1/1/0/0
93	Love, Kyle	DT	6-1	310	11/18/86	31	7	Mississippi State	College Park, Ga.	FA '16	1/0/0/0
95	Poe, Dontari	DT	6-3	346	08/18/90	27	7	Memphis	Memphis, Tenn.	UFA '18 (ATL)	1/1/0/0
13	Wright, Jarius	WR	5-10	191	11/25/89	28	7	Arkansas	Warren, Ark.	FA '18	1/1/0/0
<b>6th Year (4)</b>											
20	Anderson, CJ	RB	5-8	225	02/10/91	27	6	California	Vallejo, Calif.	FA '18	1/0/0/0
96	Horton, Wes	DE	6-5	265	12/17/89	28	6	Southern California	Sherman Oaks, Calif.	FA '16	1/1/0/0
99	Short, Kawann	DT	6-3	315	02/02/89	29	6	Purdue	East Chicago, Ind.	D2 '13	1/1/0/0
65	Silatolu, Amini	T	6-4	305	09/16/88	29	6	Midwestern State	Tracy, Calif.	FA '17	1/0/0/0
<b>5th Year (2)</b>											
53	Jacobs, Ben	LB	6-4	240	04/17/88	30	5	Fresno State	Las Vegas, Nev.	FA '16	1/0/0/0
70	Turner, Trai	G	6-3	315	06/14/93	25	5	Louisiana State	New Orleans, La.	D3 '14	1/1/0/0
<b>4th Year (8)</b>											
34	Artis-Payne, Cameron	RB	5-10	215	06/23/90	28	4	Auburn	Harrisburg, Pa.	D5b '15	0/0/0/1
31	Doss, Lorenzo	CB	5-11	185	04/22/94	24	4	Tulane	New Orleans, La.	FA '18	0/0/0/1
17	Funchess, Devin	WR	6-4	225	05/21/94	24	4	Michigan	Farmington, Mich.	D2 '15	1/1/0/0
55	Mayo, David	LB	6-2	245	08/08/93	25	4	Texas State	Scappoose, Ore	D5a '15	1/1/0/0
77	Robinson, Corey	T	6-7	315	05/21/92	26	4	South Carolina	Havelock, N.C.	TR '18 (DET)	1/0/0/0
54	Thompson, Shaq	LB	6-0	230	04/21/94	24	4	Washington	Sacramento, Calif.	D1 '15	1/1/0/0
73	Van Roten, Greg	G	6-3	305	02/26/90	28	4	Pennsylvania	Mineola, N.Y.	FA '17	1/1/0/0
60	Williams, Daryl	T	6-6	330	08/31/92	26	4	Oklahoma	Lake Dallas, Texas	D4 '15	1/1/0/0
<b>3rd Year (8)</b>											
24	Bradberry, James	CB	6-1	212	08/04/93	25	3	Samford	Pleasant Grove, Ala.	D2 '16	1/1/0/0
92	Butler, Vernon	DT	6-4	330	06/14/94	24	3	Louisiana Tech	Summit, Miss.	D1 '16	1/0/0/0
18	Byrd, Damiere	WR	5-9	180	01/27/93	25	3	South Carolina	Sicklerville, N.J.	FA '15	1/0/0/0
6	Heinicke, Taylor	QB	6-1	210	03/15/93	25	3	Old Dominion	Lawrenceville, Ga.	FA '18	0/0/1/0
69	Larsen, Tyler	C	6-4	325	07/08/91	27	3	Utah State	Sandy, Utah	FA '16	1/0/0/0
82	Manhertz, Chris	TE	6-6	255	04/10/92	26	3	Canisius	New York, N.Y.	WV '16 (NO)	1/0/0/0
52	Norris, Jared	LB	6-1	238	07/19/93	25	3	Utah	Bakersfield, Calif.	FA '16	1/0/0/0
5	Palardy, Michael	P	5-11	200	07/06/92	26	3	Tennessee	Fort Lauderdale, Fla.	FA '16	1/0/0/0
<b>2nd Year (6)</b>											
40	Armah, Alex	FB	6-2	255	05/17/94	24	2	West Georgia	Lawrenceville, Ga.	D6 '17	1/0/0/0
91	Cox Jr., Bryan	DE	6-3	270	06/25/94	24	2	Florida	Ft. Lauderdale, Fla.	FA '17	1/0/0/0
35	Elder, Corn	CB	5-10	185	10/09/94	23	2	Miami	Nashville, Tenn.	D5 '17	1/0/0/0
22	McCaffrey, Christian	RB	5-11	205	06/07/96	22	2	Stanford	Highlands Ranch, Colo.	D1 '17	1/1/0/0
72	Moton, Taylor	T	6-5	325	03/18/94	24	2	Western Michigan	Okemos, Mich.	D2b '17	1/1/0/0
10	Samuel, Curtis	WR	5-11	195	08/11/96	22	2	Ohio State	Brooklyn, N.Y.	D2a '17	0/0/0/1
<b>Rookie/1st Year (9)</b>											
56	Carter Jr, Jermaine	LB	6-1	225	01/14/95	23	R	Maryland	Rockville, Md.	D5 '18	1/0/0/0
28	Gaulden, Rashaan	S	6-1	200	01/23/95	23	R	Tennessee	Spring Hill, Tenn.	D3 '18	1/0/0/0
98	Haynes, Marquis	DE	6-2	235	12/16/93	24	R	Mississippi	Jacksonville, Fla.	D4b '18	0/0/0/1
26	Jackson, Donte	CB	5-10	180	11/08/95	22	R	Louisiana State	Metarie, La.	D2 '18	1/1/0/0
63	Mahon, Brendan	G	6-4	320	01/17/95	23	R	Penn State	Randolph, N.J.	FA '18	0/0/0/1
12	Moore, DJ	WR	6-0	210	04/14/97	21	R	Maryland	Philadelphia, Pa.	D1 '18	1/0/0/0
94	Obada, Efe	DE	6-6	265	04/13/92	26	1	none	London, England	FA '17	0/0/0/1
57	Smith, Andre	LB	6-0	240	04/20/97	21	R	North Carolina	Jacksonville, Fla.	D7a '18	0/0/0/1
80	Thomas, Ian	TE	6-4	260	06/06/96	22	R	Indiana	Baltimore, Md.	D4a '18	1/0/0/0



# CAROLINA PANTHERS BY POSITION



No	Name	Pos	Ht	Wt	DOB	Age	Exp	College	Hometown	How Acq	
<b>QUARTERBACKS (2)</b>											
6	Heinicke, Taylor	QB	6-1	210	03/15/93	25	3	Old Dominion	Lawrenceville, Ga.	FA '18	0/0/1/0
1	Newton, Cam	QB	6-5	245	05/11/89	29	8	Auburn	College Park, Ga.	D1 '11	1/1/0/0
<b>RUNNING BACKS (4)</b>											
20	Anderson, CJ	RB	5-8	225	02/10/91	27	6	California	Vallejo, Calif.	FA '18	1/0/0/0
40	Armah, Alex	FB	6-2	255	05/17/94	24	2	West Georgia	Lawrenceville, Ga.	D6 '17	1/0/0/0
34	Artis-Payne, Cameron	RB	5-10	215	06/23/90	28	4	Auburn	Harrisburg, Pa.	D5b '15	0/0/0/1
22	McCaffrey, Christian	RB	5-11	205	06/07/96	20	2	Stanford	Highlands Ranch, Colo.	D1 '17	1/1/0/0
<b>WIDE RECEIVERS (6)</b>											
18	Byrd, Damiere	WR	5-9	180	01/27/93	25	3	South Carolina	Sicklerville, N.J.	FA '15	1/0/0/0
17	Funchess, Devin	WR	6-4	225	05/21/94	24	4	Michigan	Farmington, Mich.	D2 '15	1/1/0/0
12	Moore, DJ	WR	6-0	210	04/14/97	21	R	Maryland	Philadelphia, Pa.	D1 '18	1/0/0/0
10	Samuel, Curtis	WR	5-11	195	08/11/96	22	2	Ohio State	Brooklyn, N.Y.	D2a '17	0/0/0/1
11	Smith, Torrey	WR	6-0	205	01/26/89	29	8	Maryland	Falmouth, Va.	TR '18 (PHI)	1/1/0/0
13	Wright, Jarius	WR	5-10	191	11/25/89	28	7	Arkansas	Warren, Ark.	FA '18	1/1/0/0
<b>TIGHT ENDS (3)</b>											
82	Manhertz, Chris	TE	6-6	255	04/10/92	26	3	Canisius	New York, N.Y.	WV '16 (NO)	1/0/0/0
88	Olsen, Greg	TE	6-5	255	03/11/85	33	12	Miami (Fla.)	Wayne, N.J.	TR '11 (CHI)	1/1/0/0
80	Thomas, Ian	TE	6-4	260	06/06/96	22	R	Indiana	Baltimore, Md.	D4a '18	1/0/0/0
<b>OFFENSIVE LINEMEN (9)</b>											
67	Kalil, Ryan	C	6-2	300	03/29/85	33	12	Southern California	Corona, Calif.	D2b '07	1/1/0/0
69	Larsen, Tyler	C	6-4	325	07/08/91	27	3	Utah State	Sandy, Utah	FA '16	1/0/0/0
63	Mahon, Brendan	G	6-4	320	01/17/95	23	R	Penn State	Randolph, N.J.	FA '18	0/0/0/1
72	Moton, Taylor	T	6-5	325	03/18/94	22	2	Western Michigan	Okemos, Mich.	D2b '17	1/1/0/0
77	Robinson, Corey	T	6-7	315	05/21/92	26	4	South Carolina	Havelock, N.C.	TR '18 (DET)	1/0/0/0
65	Silatolu, Amini	T	6-4	305	09/16/88	29	6	Midwestern State	Tracy, Calif.	FA '17	1/0/0/0
70	Turner, Trai	G	6-3	315	06/14/93	25	5	Louisiana State	New Orleans, La.	D3 '14	1/1/0/0
73	Van Roten, Greg	G	6-3	305	02/26/90	28	4	Pennsylvania	Mineola, N.Y.	FA'17	1/1/0/0
60	Williams, Daryl	T	6-6	330	08/31/92	26	4	Oklahoma	Lake Dallas, Texas	D4 '15	1/1/0/0
<b>SPECIALISTS (3)</b>											
9	Gano, Graham	K	6-2	202	04/09/87	31	9	Florida State	Cantonment, Fla.	FA '12	1/0/0/0
44	Jansen, J.J.	LS	6-2	235	01/20/86	32	11	Notre Dame	Phoenix, Ariz.	TR '09 (GB)	1/0/0/0
5	Palardy, Michael	P	5-11	200	07/06/92	26	3	Tennessee	Fort Lauderdale, Fla.	FA '16	1/0/0/0
<b>DEFENSIVE LINEMEN (10)</b>											
97	Addison, Mario	DE	6-3	260	09/06/87	31	8	Troy	Tarrant, Ala.	FA '12	1/1/0/0
92	Butler, Vernon	DT	6-4	330	06/14/94	24	3	Louisiana Tech	Summit, Miss.	D1 '16	1/0/0/0
91	Cox Jr., Bryan	DE	6-3	270	06/25/94	24	2	Florida	Ft. Lauderdale, Fla.	FA '17	1/0/0/0
98	Haynes, Marquis	DE	6-2	235	12/16/93	24	R	Mississippi	Jacksonville, Fla.	D4b '18	0/0/0/1
96	Horton, Wes	DE	6-5	265	12/17/89	28	6	Southern California	Sherman Oaks, Calif.	FA '16	1/1/0/0
93	Love, Kyle	DT	6-1	310	11/18/86	31	7	Mississippi State	College Park, Ga.	FA '16	1/0/0/0
94	Obada, Efe	DE	6-6	265	04/13/92	26	1	none	London, England	FA '17	0/0/0/1
90	Peppers, Julius	DE	6-7	295	01/18/80	38	17	North Carolina	Bailey, N.C.	UFA '17 (GB)	1/0/0/0
95	Poe, Dontari	DT	6-3	346	08/18/90	27	7	Memphis	Memphis, Tenn.	UFA '18 (ATL)	1/1/0/0
99	Short, Kawann	DT	6-3	315	02/02/89	29	6	Purdue	East Chicago, Ind.	D2 '13	1/1/0/0
<b>LINEBACKERS (7)</b>											
56	Carter Jr, Jermaine	LB	6-1	225	01/14/95	23	R	Maryland	Rockville, Md.	D5 '18	1/0/0/0
53	Jacobs, Ben	LB	6-4	240	04/17/88	30	5	Fresno State	Las Vegas, Nev.	FA '16	1/0/0/0
59	Kuechly, Luke	LB	6-3	238	04/20/91	27	7	Boston College	Cincinnati, Ohio	D1 '12	1/1/0/0
55	Mayo, David	LB	6-2	245	08/08/93	25	4	Texas State	Scappoose, Ore	D5a '15	1/1/0/0
52	Norris, Jared	LB	6-1	238	07/19/93	25	3	Utah	Bakersfield, Calif.	FA '16	1/0/0/0
57	Smith, Andre	LB	6-0	240	04/20/97	21	R	North Carolina	Jacksonville, Fla.	D7a '18	0/0/0/1
54	Thompson, Shaq	LB	6-0	230	04/21/94	24	4	Washington	Sacramento, Calif.	D1 '15	1/1/0/0
<b>DEFENSIVE BACKS (9)</b>											
29	Adams, Mike	S	5-11	205	03/24/81	37	15	Delaware	Wayne, N.J.	UFA '17 (IND)	1/1/0/0
24	Bradberry, James	CB	6-1	212	08/04/93	25	3	Samford	Pleasant Grove, Ala.	D2 '16	1/1/0/0
31	Doss, Lorenzo	CB	5-11	185	04/22/94	24	4	Tulane	New Orleans, La.	FA '18	0/0/0/1
35	Elder, Corn	CB	5-10	185	10/09/94	23	2	Miami	Nashville, Tenn.	D5 '17	1/0/0/0
28	Gaulden, Rashaan	S	6-1	200	01/23/95	23	R	Tennessee	Spring Hill, Tenn.	D3 '18	1/0/0/0
26	Jackson, Donte	CB	5-10	180	11/08/95	22	R	Louisiana State	Metarie, La.	D2 '18	1/1/0/0
42	Jones, Colin	S	6-0	205	10/27/87	30	8	TCU	Bridgeport, Texas	TR '12 (SF)	1/0/0/0
41	Munnerlyn, Captain	CB	5-9	195	04/10/88	30	10	South Carolina	Mobile, Ala.	UFA '17 (MIN)	1/0/0/0
21	Searcy, Da'Norris	S	5-11	205	11/16/88	29	8	North Carolina	Decatur, Ga.	FA '18	1/1/0/0

WON 1, LOST 0			* RUSHING	No.	Yds	Avg	Long	TD
09/09 W 16- 8	Dallas	74,532	Newton	13	58	4.5	29	1
09/16	at Atlanta		McCaffrey	10	50	5.0	15	0
09/23	Cincinnati		C. Anderson	7	35	5.0	9	0
10/07	N.Y. Giants		Moore	1	3	3.0	3	0
10/14	at Washington		Armah	1	1	1.0	1t	1
10/21	at Philadelphia		TEAM	32	147	4.6	29	2
10/28	Baltimore		OPPONENTS	22	94	4.3	17	1
11/04	Tampa Bay		* RECEIVING	No.	Yds	Avg	Long	TD
11/08	at Pittsburgh		McCaffrey	6	45	7.5	14	0
11/18	at Detroit		Funchess	3	41	13.7	15	0
11/25	Seattle		Wright	3	23	7.7	10	0
12/02	at Tampa Bay		Olsen	2	33	16.5	19	0
12/09	at Cleveland		Thomas	2	4	2.0	7	0
12/17	New Orleans		T. Smith	1	15	15.0	15	0
12/23	Atlanta		TEAM	17	161	9.5	19	0
12/30	at New Orleans		OPPONENTS	19	170	8.9	20	0
	Car.	Opp.	* INTERCEPTIONS	No.	Yds	Avg	Long	TD
TOTAL FIRST DOWNS	20	17	TEAM	0	0	---	---	0
Rushing	9	4	OPPONENTS	0	0	---	---	0
Passing	9	10	* PUNTING	No.	Yds	Avg	Net	TB In Lg B
Penalty	2	3	Palardy	6	287	47.8	42.3	1 3 52 0
3rd Down: Made/Att	4/12	2/11	TEAM	6	287	47.8	42.3	1 3 52 0
3rd Down Pct.	33.3	18.2	OPPONENTS	6	293	48.8	38.5	0 2 56 0
4th Down: Made/Att	0/0	0/1	* PUNT RETURNS	Ret	FC	Yds	Avg	Long TD
4th Down Pct.	0.0	0.0	Byrd	3	1	47	15.7	30 0
POSSESSION AVG.	30:36	29:24	Moore	1	1	15	15.0	15 0
TOTAL NET YARDS	293	232	TEAM	4	2	62	15.5	30 0
Avg. Per Game	293.0	232.0	OPPONENTS	2	3	13	6.5	15 0
Total Plays	61	57	* KICKOFF RETURNS	No.	Yds	Avg	Long	TD
Avg. Per Play	4.8	4.1	* FIELD GOALS	1-19	20-29	30-39	40-49	50+
NET YARDS RUSHING	147	94	Gano	0/ 0	1/ 1	0/ 0	0/ 0	0/ 0
Avg. Per Game	147.0	94.0	TEAM	0/ 0	1/ 1	0/ 0	0/ 0	0/ 0
Total Rushes	32	22	OPPONENTS	0/ 0	0/ 0	0/ 0	0/ 1	0/ 0
NET YARDS PASSING	146	138	Gano: (27G)					
Avg. Per Game	146.0	138.0	OPP: (47N)					
Sacked/Yards Lost	3/15	6/32						
Gross Yards	161	170						
Att./Completions	26/17	29/19						
Completion Pct.	65.4	65.5						
Had Intercepted	0	0						
PUNTS/AVERAGE	6/47.8	6/48.8						
NET PUNTING AVG.	6/42.3	6/38.5						
PENALTIES/YARDS	9/80	10/85						
FUMBLES/BALL LOST	2/1	1/1						
TOUCHDOWNS	2	1						
Rushing	2	1						
Passing	0	0						
Returns	0	0						
* SCORE BY PERIODS	Q1	Q2	Q3	Q4	OT	PTS		
TEAM	0	10	0	6	0	16		
OPPONENTS	0	0	0	8	0	8		
* SCORING	TD-Ru-Pa-Rt	K-PAT		FG	S	PTS		
Armah	1 1 0 0				0	6		
Newton	1 1 0 0				0	6		
Gano	0 0 0 0	1/ 2	1/ 1	0	4			
TEAM	2 2 0 0	1/ 2	1/ 1	0	16			
OPPONENTS	1 1 0 0	0/ 0	0/ 1	0	8			
2-Pt Conv: TM 0-0, OPP 1-1								
SACKS: Short 2, Addison 1.5, Horton 1.5,								
Thompson 1, TM 6, OPP 3								
FUM/LOST: McCaffrey 1/1, Wright 1/0								
* PASSING	Att	Cmp	Yds	Cmp%	Yds/Att	TD	TD%	Int Int% Long Sack/Lost Rating
Newton	26	17	161	65.4	6.19	0	0.0	0 0.0 19 3/ 15 82.4
TEAM	26	17	161	65.4	6.19	0	0.0	0 0.0 19 3/ 15 82.4

**CAROLINA PANTHERS 2018 REGULAR SEASON DEFENSIVE STATISTICS (coaches film review)**

PLAYER	TACKLES			SACKS	QBP	FF	FR	INT	YDS	PD	TD
	TOTAL	SOLO	ASSIST								
Luke Kuechly	13	9	4	-	1	-	-	-	-	-	-
Shaq Thompson	9	5	4	1.0	1	-	-	-	-	-	-
Mike Adams	5	4	1	-	-	-	-	-	-	-	-
Donte Jackson	5	4	1	-	-	-	-	-	-	1	-
Da'Norris Searcy	5	3	2	-	-	-	-	-	-	-	-
Mario Addison	4	2	2	1.5	-	1	-	-	-	-	-
Kyle Love	3	3	0	-	-	-	-	-	-	-	-
Wes Horton	3	2	1	1.5	1	-	-	-	-	-	-
Kawann Short	2	2	0	2.0	-	-	-	-	-	-	-
Julius Peppers	2	2	0	-	1	-	-	-	-	-	-
Captain Munneryn	2	2	0	-	-	-	1	-	-	-	-
Bryan Cox, Jr.	2	1	1	-	1	-	-	-	-	-	-
Vernon Butler	2	1	1	-	-	-	-	-	-	-	-
Colin Jones	2	1	1	-	-	-	-	-	-	-	-
David Mayo	1	1	0	-	-	-	-	-	-	-	-
James Bradberry	1	1	0	-	1	-	-	-	-	1	-
Dontari Poe	1	0	1	-	-	-	-	-	-	-	-

**CAROLINA PANTHERS 2018 REGULAR SEASON SPECIAL TEAMS STATISTICS**

PLAYER	TACKLES	FF	FR	BLK
Jared Norris	1	-	-	-
Ian Thomas	1	-	-	-



***GAME-BY-GAME  
STATISTICS***



CAROLINA PANTHERS - 2018  
TEAM STATISTICS

	FIRST DOWNS				THIRD DOWN			TOTAL OFFENSE									INT BY PANTHERS				PUNTS	PUNT RETURNS					KO RETURNS				PEN.	FUM	SCORING								
	T	R	Pa	Pe	MADE	ATT	%	YDS	PLAYS	RUSH	ATT	PASS	ATT	COM	INT	SK (YDS)	NO	YDS	LG	TD	NO-AVG.	NO	YDS	FC	LG	TD	NO	YDS	LG	TD	NO (YDS)	NO (LT)	TDS	RU	PA	RT	PAT(K)	2-pt.	FG		
09-09 DALLAS	20	9	9	2	4	12	33.3	293	61	147	32	146	26	17	0	3 (15)	0	0	0	0	6-47.8	4	62	2	30	0	2	0	-	0	9 (80)	2 (1)	2	2	0	0	1 (1)	0	1		
REGULAR SEASON TOTALS	20	9	9	2	4	12	33.3	293	61	147	32	146	26	17	0	3 (15)	0	0	0	0	6-47.8	4	62	2	30	0	2	0	0	0	9 (80)	2 (1)	2	2	0	0	0	0	1		

CAROLINA PANTHERS - 2018  
OPPONENT STATISTICS

	FIRST DOWNS				THIRD DOWN			TOTAL OFFENSE									INT BY OPPONENTS				PUNTS		PUNT RETURNS					KO RETURNS				PEN.	FUM	SCORING							
	T	R	Pa	Pe	MADE	ATT	%	YDS	PLAYS	RUSH	ATT	PASS	ATT	COM	INT	SK (YDS)	NO	YDS	LG	TD	NO-AVG.	NO	YDS	FC	LG	TD	NO	YDS	LG	TD	NO(YDS)	NO(LT)	TDS	RU	PA	RT	PAT(K)	2-pt.	FG		
09-09 DALLAS	17	4	10	3	2	11	18.2	232	57	94	22	138	29	19	0	6 (32)	0	0	0	0	6-48.8	2	13	3	15	0	4	0	-	0	10 (85)	1 (1)	1	1	0	0	0	1	0		

# CAROLINA PANTHERS - 2018 SCORING SUMMARY

	PANTHERS							OPPONENT						
	1ST	2ND	3RD	4TH	OT	TOTAL	PANTHERS FIELD GOALS	1ST	2ND	3RD	4TH	OT	TOTAL	OPPONENT FIELD GOALS
09-09 DALLAS	0	10	0	6		16	G. Gano (27)	0	0	0	8		8	
TOTALS	0	10	0	6	0	16		0	0	0	8	0	8	

# CAROLINA PANTHERS - 2018

## PASSING

6 HEINICKE

1 NEWTON

	W/L	P/S	ATT	COMP	YDS	PCT	TD	INT	LG	SACKS (LOST)	RATING
09-09 DALLAS	W										-
2018 TOTALS		0/0	0	0	0	-	0	0	0	0 (0)	-
PANTHERS TOTALS		0/0	0	0	0	-	0	0	0	0 (0)	-
CAREER TOTALS		1/0	1	1	10	100.0	0	0	10	1 (16)	-

	P/S	ATT	COMP	YDS	PCT	TD	INT	LG	SACKS (LOST)	RATING
S	26	17	161	65.4	0	0	19	3 (15)	82.4	
1/1	26	17	161	65.4	0	0	19	3 (15)	82.4	
110/109	3446	2018	25235	58.6	158	94	91	259 (1958)	85.3	
110/109	3446	2018	25235	58.6	158	94	91	259 (1958)	85.3	

S = Started  
P = Played  
blank space indicates not on roster



CAROLINA PANTHERS - 2018  
RECEIVING - PAGE 1

20 ANDERSON							
	W/L	P/S	NO	YDS	AVG	LG	TD
09-09 DALLAS	W	P	0	0	#DIV/0!	0	0
2018 TOTALS		1/0	0	0	#DIV/0!	0	0
PANTHERS TOTALS		1/0	0	0	#DIV/0!	0	0
CAREER TOTALS		59/36	103	859	8.3	51	4

P/S	NO	YDS	AVG	LG	TD
P	0	0	-	-	0
1/0	0	0	#DIV/0!	0	0
10/0	0	0	#DIV/0!	-	0
10/0	0	0	#DIV/0!	-	0

P/S	NO	YDS	AVG	LG	TD
INACTIVE					
0/0	0	0	#DIV/0!	0	0
23/3	7	71	10.1	20	0
23/3	7	71	10.1	20	0

P/S	NO	YDS	AVG	LG	TD
P	0	0	#DIV/0!	-	0
1/0	0	0	#DIV/0!	0	0
10/3	11	121	11.0	31	2
10/3	11	121	11.0	31	2

	17 FUNCHESS						
	W/L	P/S	NO	YDS	AVG	LG	TD
09-09 DALLAS	W	S	3	41	13.7	15	0
2018 TOTALS		1/0	3	41	13.7	15	0
PANTHERS TOTALS		48/29	120	1725	14.4	52	17
CAREER TOTALS		48/29	120	1725	14.4	52	17

P/S	NO	YDS	AVG	LG	TD
P	0	0	0.0	0	0
1/0	0	0	#DIV/0!	0	0
21/4	3	27	9.0	11	0
24/6	3	27	9.0	11	0

22 MCCAFFREY					
P/S	NO	YDS	AVG	LG	TD
S	6	45	7.5	14	0
1/1	6	45	7.5	14	0
17/11	86	696	8.1	37	5
17/11	86	696	8.1	37	5

[illegible]

S = Started  
P = Played  
blank space indicates not on roster

CAROLINA PANTHERS - 2018  
RECEIVING - PAGE 2

	88 OLSEN						
	W/L	P/S	NO	YDS	AVG	LG	TD
09-09 DALLAS	W	S	2	33	16.5	19	0
2018 TOTALS		1/0	2	33	16.5	19	0
PANTHERS TOTALS		104/101	447	5608	12.5	78	33
CAREER TOTALS		166/140	641	7589	11.8	78	53

P/S	NO	YDS	AVG	LG	TD
INACTIVE					
0/0	0	0	#DIV/0!	0	0
9/4	15	115	7.7	23	0
9/4	15	115	7.7	23	0

11 SMITH					
P/S	NO	YDS	AVG	LG	TD
S	1	15	15.0	15	0
1/1	1	15	15.0	15	0
1/1	1	15	15.0	15	0
109/101	303	4966	16.4	76	39

80 THOMAS					
P/S	NO	YDS	AVG	LG	TD
P	2	4	2.0	7	0
1/0	2	4	2.0	7	0
1/0	2	4	2.0	7	0
1/0	2	4	2.0	7	0

	13 WRIGHT						
	W/L	P/S	NO	YDS	AVG	LG	TD
09-09 DALLAS	W	S	3	23	7.7	10	0
2018 TOTALS		1/1	3	23	7.7	10	0
PANTHERS TOTALS		1/1	3	23	7.7	10	0
CAREER TOTALS		80/16	156	2062	13.2	87	10

S = Started  
P = Played  
blank space indicates not on roster

CAROLINA PANTHERS - 2018  
RUSHING - PAGE 1

	20 ANDERSON						
	W/L	P/S	NO	YDS	AVG	LG	TD
09-09 DALLAS	W	P	7	35	5.0	9	0
2018 TOTALS		1/0	7	35	5.0	9	0
PANTHERS TOTALS		1/0	7	35	5.0	9	0
CAREER TOTALS		59/37	700	3086	4.4	48	20

[illegible]

P/S	NO	YDS	AVG	LG	TD
INACTIVE					
0/0	0	0	#DIV/0!	0	0
23/3	99	422	4.3	43	4
23/3	99	422	4.3	43	4

22 MCCAFFREY					
P/S	NO	YDS	AVG	LG	TD
S	10	50	5.0	15	0
17/11	127	482	3.8	40	2
17/11	127	482	3.8	40	2

	12 MOORE						
	W/L	P/S	NO	YDS	AVG	LG	TD
09-09 DALLAS	W	P	1	3	3.0	3	0
2018 TOTALS		1/0	1	3	3.0	3	0
PANTHERS TOTALS		1/0	1	3	3.0	3	0
CAREER TOTALS		1/0	1	3	3.0	3	0

1 NEWTON					
P/S	NO	YDS	AVG	LG	TD
S	13	58	4.5	29	1
1/1	13	58	4.5	29	1
110/109	841	4378	5.2	72	55
110/109	841	4378	5.2	72	55

S = Started  
P = Played  
blank space indicates not on roster

# PUNTING

	P/S	NO	YDS	AVG	TB	IN20	LG	BLK	NET
09-09 DALLAS	1/0	6	287	47.8	1	3	52	0	42.3
2018 TOTALS	1/0	6	287	47.8	1	3	52	0	42.3
PANTHERS TOTALS	24/0	113	5087	45.0	7	41	63	0	41.0
CAREER TOTALS	24/0	113	5087	45.0	7	41	63	0	41.0



## CAROLINA PANTHERS - 2018

### PUNT RETURNS

	18 BYRD					
	NO	YDS	AVG	FC	LG	TD
09-09 DALLAS	3	47	15.7	1	30	0
2018 TOTALS	3	47	15.7	1	30	0
PANTHERS TOTALS	4	56	14.0	1	30	0
CAREER TOTALS	4	56	14.0	1	30	0

22 MCCAFFREY					
NO	YDS	AVG	FC	LG	TD
0	0	0.0	0	0	0
0	0	0.0	0	0	0
22	162	7.4	9	21	0
22	162	7.4	9	21	0

[illegible]

# CAROLINA PANTHERS - 2018 KICKOFF RETURNS

	18 BYRD					
	NO	YDS	AVG	FC	LG	TD
09-09 DALLAS	0	0	0.0	0	0	0
2018 TOTALS	0	0	#DIV/0!	0	0	0
PANTHERS TOTALS	8	260	32.5	0	103	1
CAREER TOTALS	8	260	32.5	0	103	1

NO	YDS	AVG	FC	LG	TD
0	0	0.0	0	0	0
0	0	0.0	0	0	0
3	58	19.3	0	21	0
3	58	19.3	0	21	0

12 MOORE					
NO	YDS	AVG	FC	LG	TD
0	0	0.0	0	0	0
0	0	#DIV/0!	0	0	0
0	0	#DIV/0!	0	0	0
0	0	#DIV/0!	0	0	0

	10 SAMUEL					
	NO	YDS	AVG	FC	LG	TD
09-09 DALLAS	INACTIVE					
2018 TOTALS	0	0	#DIV/0!	0	0	0
PANTHERS TOTALS	10	221	22.1	0	33	0
CAREER TOTALS	10	221	22.1	0	33	0

CAROLINA PANTHERS - 2018  
INTERCEPTIONS - PAGE 1

	29 ADAMS				
	NO	YDS	AVG	LG	TD
09-09 DALLAS	0	0	0.0	0	0
2018 TOTALS	0	0	#DIV/0!	0	0
PANTHERS TOTALS	2	42	21.0	40	0
CAREER TOTALS	27	326	12.1	56	2

[illegible]

58 DAVIS				
NO	YDS	AVG	LG	TD
RESERVE/SUSPENDED				
0	0	#DIV/0!	0	0
13	79	6.1	31	0
13	79	6.1	31	0

26 JACKSON					
NO	YDS	AVG	LG	TD	
0	0	0.0	0	0	
0	0	#DIV/0!	0	0	
0	0	#DIV/0!	0	0	
0	0	#DIV/0!	0	0	

	42 JONES				
	NO	YDS	AVG	LG	TD
09-09 DALLAS	0	0	0.0	0	0
2018 TOTALS	0	0	#DIV/0!	0	0
PANTHERS TOTALS	2	10	5.0	10	0
CAREER TOTALS	2	10	5.0	10	0

59 KUECHLY				
NO	YDS	AVG	LG	TD
0	0	0.0	0	0
0	0	#DIV/0!	0	0
15	127	8.5	32	1
15	127	8.5	32	1

41 MUNNERLYN				
NO	YDS	AVG	LG	TD
0	0	0.0	0	0
0	0	#DIV/0!	0	0
7	230	32.9	74	5
11	261	23.7	74	5

90 PEPPERS				
NO	YDS	AVG	LG	TD
0	0	0.0	0	0
0	0	#DIV/0!	0	0
6	177	29.5	97	2
11	293	26.6	97	3

CAROLINA PANTHERS - 2018  
INTERCEPTIONS - PAGE 2

	21 SEARCY				
	NO	YDS	AVG	LG	TD
09-09 DALLAS	0	0	0.0	0	0
2018 TOTALS	0	0	#DIV/0!	0	0
PANTHERS TOTALS	0	0	#DIV/0!	0	0
CAREER TOTALS	8	115	14.4	70	1

54 THOMPSON				
NO	YDS	AVG	LG	TD
0	0	0.0	0	0
0	0	#DIV/0!	0	0
1	12	12.0	12	0
1	12	12.0	12	0



CAROLINA PANTHERS - 2018  
DEFENSE - PAGE 1

		TACKLES			29 ADAMS						
	W/L	P/S	TOTAL	SOLO	ASST	SCKS	QBP	FR	FF	PD	TD
09-09 DALLAS	W	S	5	4	1	0.0	0	0	0	0	0
2018 TOTALS		1/1	5	4	1	0.0	0	0	0	0	0
PANTHERS TOTALS		17/17	80	72	8	0.0	0	2	1	10	0
CAREER TOTALS		207/134	817	630	187	6.0	-	16	12	84	2

[illegible][illegible]

		TACKLES			92 BUTLER						
	W/L	P/S	TOTAL	SOLO	ASST	SCKS	QBP	FR	FF	PD	TD
09-09 DALLAS	W	P	2	1	1	0	0	0	0	0	0
2018 TOTALS		1/0	2	1	1	0.0	0	0	0	0	0
PANTHERS TOTALS		24/0	27	19	8	1.5	15	1	0	3	0
CAREER TOTALS		24/0	27	19	8	1.5	15	1	0	3	0

56 CARTER									
TACKLES				SCKS	QBP	FR	FF	PD	TD
P/S	TOTAL	SOLO	ASST						
P	0	0	0	0	0	0	0	0	0
1/0	0	0	0	0.0	0	0	0	0	0
1/0	0	0	0	0	0	0	0	0	0
1/0	0	0	0	0.0	0	0	0	0	0

[illegible]

S = Started  
P = Played  
blank space indicates not on roster

CAROLINA PANTHERS - 2018  
DEFENSE- PAGE 2

		TACKLES			58 DAVIS						
	W/L	P/S	TOTAL	SOLO	ASST	SCKS	QBP	FR	FF	PD	TD
09-09 DALLAS	W		SUSPENDED								
2018 TOTALS		0/0	0	0	0	0.0	0	0	0	0	0
PANTHERS TOTALS		164/146	1174	844	323	28.0	83	10	16	43	1
CAREER TOTALS		164/146	1174	844	323	28.0	83	10	16	43	1

[illegible]

	TACKLES			SCKS	QBP	FR	FF	PD	TD
P/S	TOTAL	SOLO	ASST						
P	0	0	0	0	0	0	0	0	0
1/0	0	0	0	0.0	0	0	0	0	0
1/0	0	0	0	0.0	0	0	0	0	0
1/0	0	0	0	0.0	0	0	0	0	0

28 GAULDEN											
	TACKLES										
	W/L	P/S	TOTAL	SOLO	ASST	SCKS	QBP	FR	FF	PD	TD
09-09 DALLAS	W	P	0	0	0	0	0	0	0	0	0

[illegible][illegible]

S = Started  
P = Played  
blank space indicates not on roster

DEFENSE- PAGE 3

26 JACKSON

			TACKLES									
	W/L	P/S	TOTAL	SOLO	ASST	SCKS	QBPs	FR	FF	PD	TD	
09-09 DALLAS	W	S	5	4	1	0	0	0	0	1	0	
2018 TOTALS		1/1	5	4	1	0.0	0	0	0	1	0	
PANTHERS TOTALS		1/1	5	4	1	0.0	0	0	0	1	0	
CAREER TOTALS		1/1	5	4	1	0.0	0	0	0	1	0	

53 JACOBS

[illegible]

42 JONES

	TACKLES			SCKS	QBP	FR	FF	PD	TDL
P/S	TOTAL	SOLO	ASST						
P	2	1	1	0.0	0	0	0	0	0
1/0	2	1	1	0.0	0	0	0	0	0
93/13	66	52	8	1.0	1	0	1	6	0
106/13	66	52	8	1.0	1	0	1	6	0

59 KUECHLY

			TACKLES			35 ROLONEY					
	W/L	P/S	TOTAL	SOLO	ASST	SCKS	QBPs	FR	FF	PD	TD
09-09 DALLAS	W	S	13	9	4	0.0	1	0	0	0	0
2018 TOTALS		1/1	13	9	4	0.0	1	0	0	0	0
PANTHERS TOTALS		87/87	943	689	254	10.5	25	8	5	37	2
CAREER TOTALS		87/87	943	689	254	10.5	25	8	5	37	2

93 LOVE

[illegible]

55 MAYO

[illegible]

S = Started

P = Played

blank space indicates not on roster

CAROLINA PANTHERS - 2018  
DEFENSE - PAGE 4

41 MUNNERLYN

		TACKLES				41 MONNERLYN					
	W/L	P/S	TOTAL	SOLO	ASST	SCKS	QBP	FR	FF	PD	TD
09-09 DALLAS	W	P	2	2	0	0.0	0	1	0	0	0

52 NORRIS

[illegible]

94 OBADA

[illegible]

## 90 PEPPERS

		TACKLES			90 PEPPERS						
	W/L	P/S	TOTAL	SOLO	ASST	SCKS	QBP	FR	FF	PD	TD
09-09 DALLAS	W	P	2	2	0	0.0	1	0	0	0	0
2018 TOTALS		1/0	2	2	0	0.0	1	0	0	0	0
PANTHERS TOTALS		139/125	558	397	161	92.0	258	9	31	40	3
CAREER TOTALS		251/232	872	629	243	154.5	-	20	49	66	6

95 POE

[illegible]

21 SEARCY

[illegible]

S = Started

P = Played

blank space indicates not on roster

\*-Poe has scored 2 rushing TDs and 1 passing TD in his career

CAROLINA PANTHERS - 2018  
DEFENSE - PAGE 5

99 SHORT											
	TACKLES										
	W/L	P/S	TOTAL	SOLO	ASST	SCKS	QBP	FR	FF	PD	TD
09-09 DALLAS	W	S	2	2	0	2.0	0	0	0	0	0
				</							

	TACKLES			SCKS	QBP	FR	FF	PD	TD
P/S	TOTAL	SOLO	ASST						
INACTIVE									
0/0	0	0	0	0.0	0	0	0	0	0
0/0	0	0	0	0.0	0	0	0	0	0
0/0	0	0	0	0.0	0	0	0	0	0

[illegible]

S = Started

P = Played

blank space indicates not on roster



# CAROLINA PANTHERS - 2018

## STARTERS

[illegible][illegible]

Carolina Panthers - Participation Chart - PAGE 1

[illegible]

ps = Practice Squad

psi = Practice Squad Injured

PUP = physically unable to perform

EXE = roster exemption

SUS = suspended

Carolina Panthers - Participation Chart - PAGE 2

[illegible]



## 2018 SEASON SCORING PLAYS - CAROLINA PANTHERS

Date	Opponent	Scoring Play	Yards	Quarter	Conversion
9/9/18	DALLAS	C. Newton run	4	2	G. Gano kick
(W, 16-8)		G. Gano Field Goal	27	2	
		A. Armah run	1	4	Conversion failed

## 2018 SEASON SCORING PLAYS - OPPONENTS

Date	Opponent	Scoring Play	Yards	Quarter	Conversion
9/9/18	DALLAS	E. Elliott run	4	4	D. Prescott run
(W, 16-8)					



## 2018 BIG PASS PLAYS (20+ yards)

Date	W/L	Opponent	Panthers Big Play	Yards	Opponent Big Play	Yards
9/9/18	W	DALLAS	none		none	
TOTAL			0		0	

## 2018 BIG RUN PLAYS (10+ yards)

Date	W/L	Opponent	Panthers Big Play	Yards	Opponent Big Play	Yards
9/9/18	W	DALLAS	C. Newton	29	E. Elliott	17
			C. Newton	16	E. Elliott	16
			C. McCaffrey	15		
TOTAL			PANTHERS 3	LONG 29	OPPONENTS 2	LONG 17





## 2018 TAKEAWAYS

Date	W/L	Opponent	Turnover	Qtr	Returned To	Drive Result
9/9	W	DALLAS	D. Prescott fumble recovered by C. Munnerlyn	4	DAL 14	End of Game

## 2018 GIVEAWAYS

Date	W/L	Opponent	Turnover	Qtr	Returned To	Drive Result
9/9/18	W	DALLAS	C. McCaffrey fumble recovered by D. Ross	1	CAR 10	Punt

## TURNOVER SUMMARY

Offense Giveaways	1	Opponents Points	0	0 TD	0 FG	0 XP	0 2PT
Defense Takeaways	1	Panthers Points	0	0 TD	0 FG	0 XP	0 2PT
Turnover Differential	0	Net Points	0				



## 2018 INSIDE THE 20 PRODUCTION - PANTHERS

Date/Opponent	Poss	TD	PAT	2PT	FG	Missed FG	INT	Fumble	Downs	Half	Game	Points	TD %	Score %	Pts/ Poss.
9/9 vs. Dallas	5	2	1	0	1	0	0	1	0	0	1	16	40.0	60.0	3.2
Totals	5	2	1	0	1	0	0	1	0	0	1	16	40.0	60.0	3.2

## 2018 INSIDE THE 20 PRODUCTION - OPPONENTS

Date/Opponent	Poss	TD	PAT	2PT	FG	Missed FG	INT	Fumble	Downs	Half	Game	Points	TD %	Score %	Pts/ Poss.
9/9 vs. Dallas	1	1	0	1	0	0	0	0	0	0	0	8	100.0	100.0	8.0
Totals	1	1	0	1	0	0	0	0	0	0	0	8	100.0	100.0	8.0



## 2018 BALL POSSESSION AND DRIVE CHART

Dallas Cowboys at Carolina Panthers (09/09/18)

Dallas (29:24) AVERAGE - DAL 21

NO	BEGIN	POSS	PLAYS	YDS	PEN	NET	LAST	RESULT
1	DAL 25	2:40	3	3	-15	-12	DAL 13	Punt
2	DAL 10	4:24	7	40	-5	35	DAL 45	Punt
3	DAL 14	1:43	3	0	0	0	DAL 14	Punt
4	DAL 25	1:43	3	-1	0	-1	DAL 24	Punt
5	DAL 17	2:58	5	19	0	19	DAL 36	Punt
6	DAL 25	0:03	1	-1	0	-1	DAL 25	End of Half
7	DAL 8	3:30	7	46	0	46	CAR 46	Punt
8	DAL 45	3:59	8	36	-10	26	CAR 29	Missed FG
9	DAL 25	5:21	10	65	10	75	CAR 4	Touchdown
10	DAL 21	2:39	8	31	0	31	CAR 48	Downs
11	DAL 20	0:24	3	-6	0	-6	DAL 23	Fumble

CAROLINA (30:36) AVERAGE - CAR 38

BEGIN	POSS	PLAYS	YDS	PEN	NET	LAST	RESULT
CAR 32	5:44	9	58	5	63	DAL 5	Fumble
CAR 18	3:11	7	45	-10	35	DAL 47	Punt
DAL 35	3:28	7	35	0	35	DAL 4	Touchdown
CAR 30	1:25	3	8	-5	3	CAR 33	Punt
CAR 38	2:41	11	63	-10	53	DAL 9	Field Goal
CAR 25	3:14	5	12	5	17	CAR 42	Punt
CAR 15	1:40	3	5	0	5	CAR 20	Punt
CAR 37	3:25	6	58	5	63	DAL 1	Touchdown
CAR 25	3:59	5	15	-15	0	CAR 25	Punt
CAR 48	0:22	3	0	0	0	CAR 48	Punt
DAL 14	1:27	3	-6	-5	-11	DAL 22	End of Game



## 2018 PANTHERS BESTS

<b>RUSHING YARDS</b>				
58	Cam Newton	13-58-1	DALLAS	9/9/18
50	Christian McCaffrey	10-50-0	DALLAS	9/9/18
35	C.J. Anderson	7-35-0	DALLAS	9/9/18
<b>RUSHING ATTEMPTS</b>				
13	Cam Newton	13-58-1	DALLAS	9/9/18
10	Christian McCaffrey	10-50-0	DALLAS	9/9/18
7	C.J. Anderson	7-35-0	DALLAS	9/9/18
<b>LONGEST RUSH</b>				
29	Cam Newton	13-58-1	DALLAS	9/9/18
15	Christian McCaffrey	10-50-0	DALLAS	9/9/18
9	C.J. Anderson	7-35-0	DALLAS	9/9/18
<b>YARDS/CARRY (min. 10 attempts)</b>				
5.0	Christian McCaffrey	10-50-0	DALLAS	9/9/18
4.5	Cam Newton	13-58-1	DALLAS	9/9/18
<b>YARDS PASSING</b>				
161	Cam Newton	26-17-0	DALLAS	9/9/18
<b>PASSES ATTEMPTED</b>				
26	Cam Newton	26-17-0	DALLAS	9/9/18
<b>COMPLETIONS</b>				
17	Cam Newton	26-17-0	DALLAS	9/9/18
<b>RECEPTIONS</b>				
6	Christian McCaffrey	6-45-0	DALLAS	9/9/18
3	Devin Funchess	3-41-0	DALLAS	9/9/18
3	Jarius Wright	3-23-0	DALLAS	9/9/18
<b>RECEIVING YARDS</b>				
45	Christian McCaffrey	6-45-0	DALLAS	9/9/18
41	Devin Funchess	3-41-0	DALLAS	9/9/18
33	Greg Olsen	2-33-0	DALLAS	9/9/18
<b>LONGEST RECEPTION</b>				
19	Greg Olsen	2-33-0	DALLAS	9/9/18



15	Devin Funchess	3-41-0	DALLAS	9/9/18
15	Torrey Smith	1-15-0	DALLAS	9/9/18
FIELD GOALS				
1	Graham Gano	27	DALLAS	9/9/18
LONGEST FIELD GOAL				
27	Graham Gano	27	DALLAS	9/9/18



## 2018 OPPONENTS BESTS

<b>RUSHING YARDS</b>				
69	Ezekiel Elliott	15-69-1	DALLAS	9/9/18
19	Dak Prescott	5-19-0	DALLAS	9/9/18
5	Rod Smith	1-5-0	DALLAS	9/9/18
<b>RUSHING ATTEMPTS</b>				
15	Ezekiel Elliott	15-69-1	DALLAS	9/9/18
5	Dak Prescott	5-19-0	DALLAS	9/9/18
1	Rod Smith	1-5-0	DALLAS	9/9/18
<b>LONGEST RUSH</b>				
17	Ezekiel Elliott	15-69-1	DALLAS	9/9/18
9	Dak Prescott	5-19-0	DALLAS	9/9/18
5	Rod Smith	1-5-0	DALLAS	9/9/18
<b>YARDS/CARRY (min. 10 attempts)</b>				
4.6	Ezekiel Elliott	15-69-1	DALLAS	9/9/18
<b>YARDS PASSING</b>				
170	Dak Prescott	29-19-0	DALLAS	9/9/18
<b>PASSES ATTEMPTED</b>				
29	Dak Prescott	29-19-0	DALLAS	9/9/18
<b>COMPLETIONS</b>				
19	Dak Prescott	29-19-0	DALLAS	9/9/18
<b>RECEPTIONS</b>				
7	Cole Beasley	7-73-0	DALLAS	9/9/18
3	Deonte Thompson	3-27-0	DALLAS	9/9/18
3	Geoff Swaim	3-18-0	DALLAS	9/9/18
3	Ezekiel Elliott	3-17-0	DALLAS	9/9/18
<b>RECEIVING YARDS</b>				
73	Cole Beasley	7-73-0	DALLAS	9/9/18
27	Deonte Thompson	3-27-0	DALLAS	9/9/18
20	Allen Hurns	1-20-0	DALLAS	9/9/18
<b>LONGEST RECEPTION</b>				
20	Allen Hurns	1-20-0	DALLAS	9/9/18



[illegible]



## 2018 REGULAR SEASON RECORDS WHEN...

OVERALL RECORD	1-0	ON GRASS	1-0
HOME	1-0	ON TURF	0-0
AWAY	0-0	OUTDOORS	1-0
		INDOORS	0-0
PANTHERS WIN COIN TOSS	1-0		
PANTHERS LOSE COIN TOSS	0-0	SEPTEMBER	1-0
SCORING FIRST	1-0	OCTOBER	0-0
OPPONENT SCORES FIRST	0-0	NOVEMBER	0-0
LEADING AT HALFTIME	1-0	DECEMBER	0-0
TIED AT HALFTIME	0-0		
TRAILING AT HALFTIME	0-0	AFC OPPONENTS	0-0
LEADING AFTER THREE QUARTERS	1-0	AFC NORTH	0-0
TIED AFTER THREE QUARTERS	0-0	NFC OPPONENTS	1-0
TRAILING AFTER THREE QUARTERS	0-0	NFC SOUTH	0-0
OVERTIME	0-0	NFC EAST	1-0
		NFC WEST	0-0
SCORING ON FIRST POSSESSION	0-0	NFC NORTH	0-0
SCORING TOUCHDOWN ON FIRST POSSESSION	0-0		
SCORING FIELD GOAL ON FIRST POSSESSION	0-0	WHITE JERSEYS	1-0
SCORING 10 OR MORE POINTS	1-0	BLACK JERSEYS	0-0
SCORING 20 OR MORE POINTS	0-0	BLUE JERSEYS	0-0
SCORING 30 OR MORE POINTS	0-0		
ALLOWING 10 OR FEWER POINTS	1-0	DAY	1-0
ALLOWING 20 OR FEWER POINTS	1-0	NIGHT	0-0
ALLOWING 20 OR MORE POINTS	0-0		
		TURNOVERS POSITIVE	0-0
OUTCOMES OF 7 POINTS OR LESS	0-0	TURNOVERS EVEN	1-0
OUTCOMES OF 3 POINTS OR LESS	0-0	TURNOVERS NEGATIVE	0-0
RUSHING 20 OR MORE TIMES	1-0		
RUSHING 30 OR MORE TIMES	1-0		
RUSHING 40 OR MORE TIMES	0-0		
TIME OF POSSESSION 30:00 OR MORE MINUTES	1-0		
INDIVIDUAL PANTHERS 100-YARD RUSHER	0-0		
INDIVIDUAL PANTHERS 100-YARD RECEIVER	0-0		
INDIVIDUAL PANTHERS 300-YARD PASSER	0-0		
PANTHERS OUT-GAIN OPPOSITION	1-0		
PANTHERS OUT-RUSH OPPOSITION	1-0		
PANTHERS OUT-PASS OPPOSITION	0-0		
OPPONENT INDIVIDUAL 100-YARD RUSHER	0-0		
OPPONENT INDIVIDUAL 100-YARD RECEIVER	0-0		
OPPONENT INDIVIDUAL 300-YARD PASSER	0-0		



***ALL-TIME  
LEADERS***

# THE LAST TIME...

## 500 YARDS TOTAL OFFENSE

By Panthers: 548 vs. Miami 11/13/17  
Playoffs: Has never happened  
By Opponents: 534 at Seattle 12/4/16  
Playoffs: Has never happened

## 400 YARDS TOTAL OFFENSE

By Panthers: 444 at New England 10/01/17  
Playoffs: 467 vs. Arizona 1/24/16  
By Opponents: 400 at New Orleans 12/3/17  
Playoffs: 410 at New Orleans 1/7/18

## 200 YARDS RUSHING OFFENSE

By Panthers: 216 vs. Minnesota 12/10/17  
Playoffs: 223 at New York Giants 1/8/06  
By Opponents: 240 at Seattle 12/4/16  
Playoffs: 201 at Green Bay 1/12/97

## 300 YARDS PASSING IN A GAME BY A PLAYER

By Panthers: 355, Cam Newton at Detroit 10/08/17  
Playoffs: 335, Cam Newton vs. Arizona 1/24/16  
By Opponents: 367, Jameis Winston vs. Tampa Bay 12/24/17  
Playoffs: 376, Drew Brees at New Orleans 1/7/18

## 400 YARDS PASSING IN A GAME BY A PLAYER

By Panthers: 432, Cam Newton vs. Green Bay 9/18/11  
Playoffs: Has never happened  
By Opponents: 465, Drew Brees at New Orleans 10/16/16  
Playoffs: Has never happened

## 3 TOUCHDOWN PASSES IN A GAME BY A PLAYER

By Panthers: Cam Newton at Detroit 10/08/17  
Playoffs: Jake Delhomme at Chicago 1/15/06  
By Opponents: Aaron Rodgers vs. Green Bay 12/17/17  
Playoffs: Russell Wilson vs. Seattle 1/17/16

## 4 TOUCHDOWN PASSES IN A GAME BY A PLAYER

By Panthers: Cam Newton vs. Green Bay 12/17/17  
Playoffs: Has never happened  
By Opponents: Drew Brees at New Orleans 10/16/16  
Playoffs: Has never happened

## 5 TOUCHDOWN PASSES IN A GAME BY A PLAYER

By Panthers: Cam Newton at New York Giants 12/20/15  
Playoffs: Has never happened  
By Opponents: Drew Brees at New Orleans 1/1/12  
Playoffs: Has never happened

## 100 YARDS RECEIVING IN A GAME BY A PLAYER

By Panthers: 116, Greg Olsen vs. Green Bay 12/17/17  
Playoffs: 107, Greg Olsen and 101, Christian McCaffrey at New Orleans 1/7/18  
By Opponents: 107, Mike Evans vs. Tampa Bay 12/24/17  
Playoffs: 110, Jermaine Kearse vs. Seattle 1/17/16

## 200 YARDS RECEIVING IN A GAME BY A PLAYER

By Panthers: 201, Steve Smith vs. Minnesota 10/30/05  
Playoffs: 218, Steve Smith at Chicago 1/15/06  
By Opponents: 300, Julio Jones at Atlanta 10/2/16  
Playoffs: Has never happened

## 100 YARDS RECEIVING IN A GAME BY TWO PLAYERS

By Panthers: 122, Greg Olsen and 108, Kelvin Benjamin vs. San Francisco 9/18/16  
Playoffs: 107, Greg Olsen and 101, Christian McCaffrey at New Orleans 1/7/18  
By Opponents: 146, Robby Anderson and 105, J. Kearse at New York Jets 11/26/17  
Playoffs: Has never happened

## 100 YARDS RECEIVING IN A GAME BY TWO PLAYERS AND 100 YARDS RUSHING BY A PLAYER

By Panthers: 122, Greg Olsen and 108, Kelvin Benjamin; and 100, Fozzy Whittaker vs. San Francisco 9/18/16  
Playoffs: 135, Steve Smith and 103, Muhsin Muhammad vs. Dallas 1/3/04 and 104, Stephen Davis  
By Opponents: Has never happened  
Playoffs: Has never happened

## 100 YARDS RECEIVING IN A GAME BY TWO PLAYERS, 100 YARDS RUSHING BY A PLAYER AND 300 YARDS PASSING BY A PLAYER IN A GAME

By Panthers: 122, Greg Olsen and 108, Kelvin Benjamin; 100, Fozzy Whittaker; and 353, Cam Newton vs. San Francisco 9/18/16  
Playoffs: Has never happened  
By Opponents: Chris Carter (138) and Randy Moss (106) receiving; Robert Smith (103) rushing; and Daunte Culpepper (357) passing at Minnesota 11/19/00  
Playoffs: Has never happened

## 3 TOUCHDOWN RECEPTIONS IN A GAME BY A PLAYER

By Panthers: Steve Smith vs. Houston 9/16/07  
Playoffs: Has never happened  
By Opponents: Hakeem Nicks at New York Giants 9/12/10  
Playoffs: Has never happened

## 100 YARDS RUSHING IN A GAME BY A PLAYER

By Panthers: 103, Jonathan Stewart vs. Minnesota 12/10/17  
Playoffs: 106, Jonathan Stewart vs. Seattle 1/17/16  
By Opponents: 106, Thomas Rawls at Seattle 12/4/16  
Playoffs: 132, Shaun Alexander at Seattle 1/22/06

## 100 YARDS RUSHING IN A GAME BY TWO PLAYERS

By Panthers: 152, DeAngelo Williams and 110, Jonathan Stewart at Tampa Bay 10/18/09  
Playoffs: Has never happened  
By Opponents: 147, Le'Veon Bell and 118, LeGarrette Blount vs. Pittsburgh 9/21/14  
Playoffs: Has never happened

## 100 YARDS RUSHING IN A GAME BY TWO PLAYERS AND 100 YARDS RECEIVING BY A PLAYER

By Panthers: 186, DeAngelo Williams and 115, Jonathan Stewart and 117, Steve Smith vs. Tampa Bay 12/8/08  
Playoffs: Has never happened  
By Opponents: Has never happened  
Playoffs: Has never happened

### **200 YARDS RUSHING IN A GAME BY A PLAYER**

By Panthers: 210, DeAngelo Williams at New Orleans 12/30/12  
Playoffs: Has never happened  
By Opponents: 205, Matt Forte at Chicago 10/2/11  
Playoffs: Has never happened

### **3 TOUCHDOWNS RUSHING IN A GAME BY A PLAYER**

By Panthers: Jonathan Stewart vs. Minnesota 12/10/17  
Playoffs: Has never happened  
By Opponents: Michael Turner vs. Atlanta 12/12/10  
Playoffs: Has never happened

### **4 TOUCHDOWNS RUSHING IN A GAME BY A PLAYER**

By Panthers: DeAngelo Williams at NY Giants 12/21/08  
Playoffs: Has never happened  
By Opponents: Michael Turner at Atlanta 11/23/08  
Playoffs: Has never happened

### **2 INTERCEPTIONS IN A GAME BY A PLAYER**

By Panthers: Luke Kuechly at Dallas 11/26/15  
Playoffs: Kurt Coleman vs. Arizona 1/24/16  
By Opponents: Robert Alford at Atlanta 10/2/16  
Playoffs: Has never happened

### **3 INTERCEPTIONS IN A GAME BY A PLAYER**

By Panthers: Deon Grant at Minnesota 9/22/02  
Playoffs: Ricky Manning at Philadelphia 1/18/04  
By Opponents: Has never happened  
Playoffs: Has never happened

### **3 OR MORE SACKS IN A GAME BY A PLAYER**

By Panthers: 3, Star Lotulelei vs. Arizona 10/30/16  
Playoffs: 3, Kony Ealy vs. Denver 2/7/16  
By Opponents: 3, Everson Griffen vs. Minnesota 9/25/16  
Playoffs: Has never happened

### **PUNT RETURNED FOR A TOUCHDOWN IN A GAME BY A PLAYER**

By Panthers: 60, Kaelin Clay at New York Jets 11/26/17  
Playoffs: 59, Steve Smith at Seattle 1/22/06  
By Opponents: 54, Marcus Sherels vs. Minnesota 9/25/16  
Playoffs: Has never happened

### **2 PUNTS RETURNED FOR A TOUCHDOWN IN A GAME BY A PLAYER**

By Panthers: 87, 61 Steve Smith vs. Cincinnati 12/8/02  
Playoffs: Has never happened  
By Opponents: 82, 75 Darrien Gordon at Denver 11/9/97  
Playoffs: Has never happened

### **KICKOFF RETURNED FOR A TOUCHDOWN IN A GAME BY A PLAYER**

By Panthers: 103, Damiere Byrd vs. Tampa Bay 12/24/17  
Playoffs: Has never happened  
By Opponents: 99, Andre Roberts vs. Washington 11/22/15  
Playoffs: Has never happened

### **INTERCEPTION RETURNED FOR A TOUCHDOWN IN A GAME BY A PLAYER**

By Panthers: 8, Kurt Coleman at Atlanta 10/2/16  
Playoffs: 22, Luke Kuechly vs. Arizona 1/24/16  
By Opponents: 76, Eddie Jackson at Chicago 10/22/17  
Playoffs: 90, Kam Chancellor at Seattle 1/10/15

### **FUMBLE RETURNED FOR A TOUCHDOWN IN A GAME BY A PLAYER**

By Panthers: Luke Kuechly at New York Jets 11/26/17  
Playoffs: Has never happened  
By Opponents: Eddie Jackson at Chicago 10/22/17  
Playoffs: Malik Jackson vs. Denver 2/7/16

### **TWO DEFENSIVE RETURNS FOR TOUCHDOWN IN A GAME**

By Panthers: Kurt Coleman 36-yard interception return, Luke Kuechly 32-yard interception return at Dallas 11/26/15  
Playoffs: Has never happened  
By Opponents: Eddie Jackson 75-yard fumble return, Eddie Jackson 76-yard interception return at Chicago 10/22/17  
Playoffs: Has never happened

### **PUNT BLOCKED**

By Panthers: Jason Williams blocks Ryan Quigley vs. New York Jets 12/15/13  
Playoffs: Has never happened  
By Opponents: Adam Thielen blocks Brad Nortman, returned for touchdown and Jasper Brinkley blocks Brad Nortman, returned for touchdown by Everson Griffen at Minnesota 11/30/14  
Playoffs: Has never happened

### **PUNT BLOCKED FOR A TOUCHDOWN**

By Panthers: Michael Bates blocks Matt Turk recovered by Dwight Stone in end zone vs. Washington 12/13/98  
Playoffs: Has never happened  
By Opponents: Adam Thielen blocks Brad Nortman, returned for touchdown and Jasper Brinkley blocks Brad Nortman, returned for touchdown by Everson Griffen at Minnesota 11/30/14  
Playoffs: Has never happened

### **PUNT BLOCKED FOR A SAFETY**

By Panthers: Greg Hardy blocks Matt Dodge punt out of end zone at New York Giants 9/12/10  
Playoffs: Has never happened  
By Opponents: Has never happened  
Playoffs: Has never happened

### **PAT KICK MISSED**

By Panthers: Graham Gano vs. Tampa Bay 12/24/17  
Playoffs: John Kasay at Chicago 1/15/06  
By Opponents: Dustin Hopkins at Washington 12/19/16  
Playoffs: Has never happened

### **PAT KICK BLOCKED**

By Panthers: Julius Peppers blocks Matt Bryant kick vs. Tampa Bay 12/8/08  
Playoffs: Has never happened  
By Opponents: William Gholston blocks Graham Gano kick vs. Tampa Bay 12/24/17  
Playoffs: Has never happened

### **BLOCKED PAT RETURNED FOR TWO POINT CONVERSION**

By Panthers: Has never happened  
Playoffs: Has never happened  
By Opponents: Stephone Anthony returns Graham Gano PAT attempt blocked by Kevin Williams at New Orleans 12/06/15  
Playoffs: Has never happened

**SAFETY SCORED**

By Panthers: Philip Rivers sacked in the end zone by Mario Addison vs. San Diego 12/11/16  
Playoffs: Has never happened  
By Opponents: Cam Newton sacked in the end zone by Danielle Hunter vs. Minnesota 9/25/16  
Playoffs: Brad Nortman tackled in the end zone by Justin Bethel vs. Arizona 1/3/15

**FIELD GOAL BLOCKED**

By Panthers: Kawann Short blocks Connor Barth's 52-yard field goal attempt at Chicago  
Playoffs: Shane Burton blocks Adam Vinatieri 36-yard field goal attempt at New England 2/1/04  
By Opponents: Dominique Rodgers-Cromartie blocks Graham Gano's 34-yard field goal attempt at New York Giants 12/20/15  
Playoffs: Has never happened

**BLOCKED FIELD GOAL RETURNED FOR TOUCHDOWN**

By Panthers: Doug Evans returns John Carney 37-yard field goal 54 yards vs. San Diego 12/17/00 (kick blocked by Jay Williams)  
Playoffs: Has never happened  
By Opponents: Aeneas Williams returns John Kasay 37-yard field goal 72 yards vs. Arizona 11/19/95 (kick blocked by Seth Joyner)  
Playoffs: Has never happened

**TWO POINT ATTEMPT MADE**

By Panthers: Cam Newton run at New York Jets 11/26/17  
Playoffs: Cam Newton pass to Mike Tolbert vs. Arizona 1/24/16  
By Opponents: C. Keenum pass to B. Bell vs. Minnesota 12/10/17  
Playoffs: Peyton Manning pass to Bennie Fowler vs. Denver 1/7/16

**TWO POINT ATTEMPT FAILED**

By Panthers: Bobbled snap vs. Dallas ruled failed conversion 9/9/18  
Playoffs: Jake Delhomme pass attempt failed vs. Arizona 1/10/08  
By Opponents: Philip Rivers pass attempt failed vs. San Diego 12/11/16  
Playoffs: Troy Aikman pass incomplete vs. Dallas 1/5/97

**40 POINTS SCORED IN A GAME**

By Panthers: 45, vs. Miami 11/13/17  
Playoffs: 49, vs. Arizona 1/24/16  
By Opponents: 40, at Seattle 12/4/16  
Playoffs: Has never happened

**50 POINTS SCORED IN A GAME**

By Panthers: 52, vs. Cincinnati 12/8/02  
Playoffs: Has never happened  
By Opponents: 52, at Oakland 12/24/00  
Playoffs: Has never happened

**SHUTOUT SCORED IN A GAME**

By Panthers: 38-0 vs. Atlanta Falcons 12/13/15  
Playoffs: 23-0 at New York Giants 1/8/06  
By Opponents: 41-0 vs. Atlanta 11/24/02  
Playoffs: Has never happened



# ALL-TIME CAREER SCORERS

SCORING	YEARS	TD	TDr	TDp	TDrt	FG	ATT	PAT	ATT	2pt.	S	PTS
Kasay, John	1995-2010	0	0	0	0	351 -	424	429 -	438	0	0	1482
<b>Gano, Graham</b>	<b>2012-2018</b>	<b>0</b>	<b>0</b>	<b>0</b>	<b>0</b>	<b>152 -</b>	<b>178</b>	<b>218 -</b>	<b>228</b>	<b>0</b>	<b>0</b>	<b>674</b>
Smith, Steve	2001-13	75	2	67	6	0 -	0	0 -	0	2	0	454
Stewart, Jonathan	2008-2017	58	51	7	0	0 -	0	0 -	0	0	0	348
<b>Newton, Cam</b>	<b>2011-2018</b>	<b>55</b>	<b>55</b>	<b>0</b>	<b>0</b>	<b>0 -</b>	<b>0</b>	<b>0 -</b>	<b>0</b>	<b>2</b>	<b>0</b>	<b>334</b>
Williams, DeAngelo	2006-2014	53	46	7	0	0 -	0	0 -	0	2	0	322
Muhammad, Muhsin	1996-2004; 2008-09	50	0	50	0	0 -	0	0 -	0	2	0	304
Walls, Wesley	1996-2002	44	0	44	0	0 -	0	0 -	0	0	0	264
<b>Olsen, Greg</b>	<b>2011-2018</b>	<b>33</b>	<b>0</b>	<b>33</b>	<b>0</b>	<b>0 -</b>	<b>0</b>	<b>0 -</b>	<b>0</b>	<b>2</b>	<b>0</b>	<b>202</b>
Davis, Stephen	2003-2005	20	20	0	0	0 -	0	0 -	0	0	0	120
Ginn Jr., Ted	2013, 2015-2016	19	0	19	0	0 -	0	0 -	0	0	0	114
Tolbert, Mike	2012-2016	19	13	6	0	0 -	0	0 -	0	0	0	114
Mare, Olindo	2011	0	0	0	0	22 -	28	44 -	45	0	0	110
Benjamin, Kelvin	2014-2017	18	0	18	0	0 -	0	0 -	0	0	0	108
<b>Funchess, Devin</b>	<b>2015-2018</b>	<b>17</b>	<b>0</b>	<b>17</b>	<b>0</b>	<b>0 -</b>	<b>0</b>	<b>0 -</b>	<b>0</b>	<b>1</b>	<b>0</b>	<b>104</b>
Biakabutuka, Tshimanga	1996-2001	17	14	3	0	0 -	0	0 -	0	0	0	102
Nedney, Joe	2000	0	0	0	0	26 -	28	20 -	20	0	0	98
Foster, DeShaun	2002-2007	14	10	4	0	0 -	0	0 -	0	0	0	84
Carrier, Mark	1995-1998	13	0	13	0	0 -	0	0 -	0	0	0	78
LaFell, Brandon	2010-2013	13	0	13	0	0 -	0	0 -	0	0	0	78
Lane, Fred	1997-1999	13	13	0	0	0 -	0	0 -	0	0	0	78
Jeffers, Patrick	1999-2001	12	0	12	0	0 -	0	0 -	0	0	0	72
Ismail, Raghib	1996-1998	11	1	10	0	0 -	0	0 -	0	0	0	66
Graham, Shayne	2002	0	0	0	0	13 -	18	21 -	21	0	0	60
Goings, Nick	2001-2008	9	6	3	0	0 -	0	0 -	0	1	0	56
Johnson, Anthony	1995-1999	9	7	2	0	0 -	0	0 -	0	1	0	56
Floyd, William	1998-2000	9	7	2	0	0 -	0	0 -	0	0	0	54
Green, Willie	1995-1996	9	0	9	0	0 -	0	0 -	0	0	0	54
Hoover, Brad	2000-2009	9	3	6	0	0 -	0	0 -	0	0	0	54
King, Jeff	2006-2010	9	0	9	0	0 -	0	0 -	0	0	0	54
Mangum, Kris	1997-2006	9	0	9	0	0 -	0	0 -	0	0	0	54
Brown, Corey	2014-2016	8	0	7	1	0 -	0	0 -	0	0	0	48
Carter, Drew	2004-2007	8	0	8	0	0 -	0	0 -	0	0	0	48
Proehl, Ricky	2003-2005	8	0	8	0	0 -	0	0 -	0	0	0	48
Cunningham, Richie	1999-2000	0	0	0	0	8 -	10	22 -	23	0	0	46
Colbert, Keary	2004-2007	7	0	7	0	0 -	0	0 -	0	1	0	44
Medlock, Justin	2012	0	0	0	0	7 -	10	23 -	23	0	0	44
<b>McCaffrey, Christian</b>	<b>2017-2018</b>	<b>7</b>	<b>2</b>	<b>5</b>	<b>0</b>	<b>0 -</b>	<b>0</b>	<b>0 -</b>	<b>0</b>	<b>0</b>	<b>0</b>	<b>42</b>
Hayes, Donald	1998-2001	7	0	7	0	0 -	0	0 -	0	0	0	42
Smith, Lamar	2002	7	7	0	0	0 -	0	0 -	0	0	0	42
Dickson, Ed	2014-2017	6	0	5	1	0 -	0	0 -	0	0	0	36
Weinke, Chris	2001-2006	6	6	0	0	0 -	0	0 -	0	0	0	36
Bates, Michael	1996-2000	5	0	0	5	0 -	0	0 -	0	0	0	30
Brown, Dee	2002	5	4	1	0	0 -	0	0 -	0	0	0	30
Delhomme, Jake	2003-2009	5	5	0	0	0 -	0	0 -	0	0	0	30
Johnson, Keyshawn	2006	5	1	4	0	0 -	0	0 -	0	0	0	30
<b>Munnerlyn, Captain</b>	<b>2009-13; 2017-18</b>	<b>5</b>	<b>0</b>	<b>0</b>	<b>5</b>	<b>0 -</b>	<b>0</b>	<b>0 -</b>	<b>0</b>	<b>0</b>	<b>0</b>	<b>30</b>
Rosario, Dante	2007-2010	5	0	5	0	0 -	0	0 -	0	0	0	30
Collins, Kerry	1995-1998	4	4	0	0	0 -	0	0 -	0	2	0	28
Cotchery, Jerricho	2014-2015	4	0	4	0	0 -	0	0 -	0	1	0	26
<b>Artis-Payne, Cameron</b>	<b>2015-2018</b>	<b>4</b>	<b>4</b>	<b>0</b>	<b>0</b>	<b>0 -</b>	<b>0</b>	<b>0 -</b>	<b>0</b>	<b>0</b>	<b>0</b>	<b>24</b>
Byrd, Isaac	2000-2002	4	0	4	0	0 -	0	0 -	0	0	0	24
Carruth, Rae	1997-1999	4	0	4	0	0 -	0	0 -	0	0	0	24
Griffith, Howard	1995-1996	4	2	2	0	0 -	0	0 -	0	0	0	24
Minter, Mike	1997-2006	4	0	0	4	0 -	0	0 -	0	0	0	24
Moore, Derrick	1995	4	4	0	0	0 -	0	0 -	0	0	0	24

Shockey, Jeremy	2011	4	0	4	0	0	-	0	0	-	0	0	0	24
<b>Whittaker, Fozzy</b>	<b>2014-2018</b>	<b>4</b>	<b>2</b>	<b>2</b>	<b>0</b>	<b>0</b>	-	<b>0</b>	<b>0</b>	-	<b>0</b>	<b>0</b>	<b>0</b>	<b>24</b>
Beuerlein, Steve	1996-2000	3	3	0	0	0	-	0	0	-	0	1	0	20
Gamble, Chris	2004-2012	3	0	0	3	0	-	0	0	-	0	0	0	18
Gettis, David	2010-13	3	0	3	0	0	-	0	0	-	0	0	0	18
Goodson, Mike	2009-2011	3	3	0	0	0	-	0	0	-	0	0	0	18
Greene, Scott	1996-1997	3	1	2	0	0	-	0	0	-	0	0	0	18
Hetherington, Chris	1999-2001	3	2	1	0	0	-	0	0	-	0	0	0	18
Huntley, Richard	2001	3	2	1	0	0	-	0	0	-	0	0	0	18
Metzelaars, Pete	1995	3	0	3	0	0	-	0	0	-	0	0	0	18
<b>Peppers, Julius</b>	<b>2002-09; 2017-18</b>	<b>3</b>	<b>0</b>	<b>0</b>	<b>3</b>	<b>0</b>	-	<b>0</b>	<b>0</b>	-	<b>0</b>	<b>0</b>	<b>0</b>	<b>18</b>
<b>Byrd, Damiere</b>	<b>2016-2018</b>	<b>3</b>	<b>0</b>	<b>2</b>	<b>1</b>	<b>0</b>	-	<b>0</b>	<b>0</b>	-	<b>0</b>	<b>0</b>	<b>0</b>	<b>18</b>
Seidman, Mike	2003-2006	2	0	2	0	0	-	0	0	-	0	1	0	14
Coleman, Kurt	2015-2017	2	0	0	2	0	-	0	0	-	0	0	0	12
Crawford, Casey	2000-2001	2	0	1	1	0	-	0	0	-	0	0	0	12
Davis, Eric	1996-2000	2	0	0	2	0	-	0	0	-	0	0	0	12
Evans, Doug	1998-2001	2	0	0	2	0	-	0	0	-	0	0	0	12
Fauria, Christian	2007	2	0	2	0	0	-	0	0	-	0	0	0	12
Gaines, Michael	2004-2006	2	2	0	0	0	-	0	0	-	0	0	0	12
Guliford, Eric	1995	2	0	1	1	0	-	0	0	-	0	0	0	12
Kinchen, Brian	1999-2000	2	0	2	0	0	-	0	0	-	0	0	0	12
<b>Kuechly, Luke</b>	<b>2012-2018</b>	<b>2</b>	<b>0</b>	<b>0</b>	<b>2</b>	<b>0</b>	-	<b>0</b>	<b>0</b>	-	<b>0</b>	<b>0</b>	<b>0</b>	<b>12</b>
Manning, Jr., Ricky	2003-2005	2	0	0	2	0	-	0	0	-	0	0	0	12
Marshall, Richard	2006-2010	2	0	0	2	0	-	0	0	-	0	0	0	12
Mills, Sam	1995-1997	2	0	0	2	0	-	0	0	-	0	0	0	12
Murphy, Louis	2012	2	0	1	1	0	-	0	0	-	0	0	0	12
Norman, Josh	2011-2015	2	0	0	2	0	-	0	0	-	0	0	0	12
Pilares, Kealoha	2011-2012	2	0	1	1	0	-	0	0	-	0	0	0	12
Wiggins, Jermaine	2002	2	0	2	0	0	-	0	0	-	0	0	0	12
Chandler, Jeff	2004	0	0	0	0	0	-	2	8	-	8	0	0	8
Christian, Bob	1995-1996	1	0	1	0	0	-	0	0	-	0	2	0	8
<b>Davis, Thomas</b>	<b>2005-2018</b>	<b>0</b>	<b>0</b>	<b>0</b>	<b>1</b>	<b>0</b>	-	<b>0</b>	<b>0</b>	-	<b>0</b>	<b>0</b>	<b>1</b>	<b>8</b>
Stone, Dwight	1995-1998	1	0	0	1	0	-	0	0	-	0	0	1	8
Sauerbrun, Todd	2001-2004	0	0	0	0	1	-	1	4	-	4	0	0	7
Anderson, Rashard	2000-2001	1	0	0	1	0	-	0	0	-	0	0	0	6
<b>Armah, Alex</b>	<b>2017-2018</b>	<b>1</b>	<b>1</b>	<b>0</b>	<b>0</b>	<b>0</b>	-	<b>0</b>	<b>0</b>	-	<b>0</b>	<b>0</b>	<b>0</b>	<b>6</b>
Avant, Jason	2014	1	0	1	0	0	-	0	0	-	0	0	0	6
Barnidge, Gary	2008-12	1	0	1	0	0	-	0	0	-	0	0	0	6
Beebe, Don	1995	1	0	1	0	0	-	0	0	-	0	0	0	6
Bennett, Brandon	2004	1	1	0	0	0	-	0	0	-	0	0	0	6
Bersin, Brenton	2014-2017	1	0	1	0	0	-	0	0	-	0	0	0	6
Boston, Tre	2014-2016	1	0	0	1	0	-	0	0	-	0	0	0	6
Brockel, Richie	2011-2015	1	1	0	0	0	-	0	0	-	0	0	0	6
Broughton, Luther	1997-1998	1	0	1	0	0	-	0	0	-	0	0	0	6
Clay, Kaelin	2017	1	0	0	1	0	-	0	0	-	0	0	0	6
Florence, Drayton	2013	1	0	0	1	0	-	0	0	-	0	0	0	6
Gardner, Rod	2005	1	0	1	0	0	-	0	0	-	0	0	0	6
Godfrey, Charles	2008-2014	1	0	0	1	0	-	0	0	-	0	0	0	6
Greene, Kevin	1996; 1998-1999	1	0	0	1	0	-	0	0	-	0	0	0	6
Harper, Roman	2014-2015	1	0	0	1	0	-	0	0	-	0	0	0	6
Hitchcock, Jimmy	2000-2001	1	0	0	1	0	-	0	0	-	0	0	0	6
Hixon, Domenik	2013	1	0	1	0	0	-	0	0	-	0	0	0	6
Jarrett, Dwayne	2007-2010	1	0	1	0	0	-	0	0	-	0	0	0	6
King, Shawn	1996-1998	1	0	0	1	0	-	0	0	-	0	0	0	6
Kragen, Greg	1995-1997	1	0	0	1	0	-	0	0	-	0	0	0	6
Lucas, Ken	2005-2008	1	0	0	1	0	-	0	0	-	0	0	0	6
McKyer, Tim	1995	1	0	0	1	0	-	0	0	-	0	0	0	6
Mills, Ernie	1997	1	0	1	0	0	-	0	0	-	0	0	0	6
Moorehead, Kindal	2003-07	1	0	0	1	0	-	0	0	-	0	0	0	6
Naanee, Legedu	2011	1	0	1	0	0	-	0	0	-	0	0	0	6

Ogbonnaya, Chris	2014	1	1	0	0	0	-	0	0	-	0	0	0	6
Oliver, Winslow	1996-1998	1	0	0	1	0	-	0	0	-	0	0	0	6
Philyaw, Dino	1995-1996	1	1	0	0	0	-	0	0	-	0	0	0	6
Robertson, Jamal	2004-2005	1	1	0	0	0	-	0	0	-	0	0	0	6
Shepard, Russell	2017	1	0	1	0	0	-	0	0	-	0	0	0	6
Smart, Rod	2002-2005	1	0	0	1	0	-	0	0	-	0	0	0	6
<b>Thompson, Shaq</b>	<b>2015-2018</b>	<b>1</b>	<b>0</b>	<b>0</b>	<b>1</b>	<b>0</b>	<b>-</b>	<b>0</b>	<b>0</b>	<b>-</b>	<b>0</b>	<b>0</b>	<b>0</b>	<b>6</b>
Uwaezuoke, Iheanyi	2000	1	0	0	1	0	-	0	0	-	0	0	0	6
Vaughan, Josh	2010-2011	1	1	0	0	0	-	0	0	-	0	0	0	6
Wallace, Al	2002-2006	1	0	0	1	0	-	0	0	-	0	0	0	6
Wesley, Dante	2002-05; 2007-09	1	0	0	1	0	-	0	0	-	0	0	0	6
White, Melvin	2013-2014	1	0	0	1	0	-	0	0	-	0	0	0	6
Witherspoon, Will	2002-2005	1	0	0	1	0	-	0	0	-	0	0	0	6
Workman, Vince	1995	1	1	0	0	0	-	0	0	-	0	0	0	6
Hardy, Greg	2010-2014	0	0	0	0	0	-	0	0	-	0	2	0	4
Hilbert, Jon	2002	0	0	0	0	0	-	2	3	-	3	0	0	3
<b>Addison, Mario</b>	<b>2012-2018</b>	<b>0</b>	<b>0</b>	<b>0</b>	<b>0</b>	<b>0</b>	<b>-</b>	<b>0</b>	<b>0</b>	<b>-</b>	<b>0</b>	<b>0</b>	<b>1</b>	<b>2</b>
Applewhite, Antwan	2011-2012	0	0	0	0	0	-	0	0	-	0	0	1	2
Onatolu, Kenny	2012	0	0	0	0	0	-	0	0	-	0	0	1	2
Rasby, Walter	1995-1997	0	0	0	0	0	-	0	0	-	0	1	0	2
Rucker, Mike	1999-2007	0	0	0	0	0	-	0	0	-	0	0	1	2
Thomas, Hollis	2009	0	0	0	0	0	-	0	0	-	0	0	1	2
<b>TOTALS</b>		<b>857</b>	<b>310</b>	<b>476</b>	<b>72</b>	<b>580</b>	<b>-</b>	<b>701</b>	<b>792</b>	<b>-</b>	<b>813</b>	<b>22</b>	<b>9</b>	<b>7740</b>

# ALL-TIME CAREER PASSERS

PASSING YARDS	YEARS	ATT	CMP	PCT	YDS	TD	INT	SACK	YDS LOST	Rtg	300yd
<b>Newton, Cam</b>	<b>2011-2018</b>	<b>3,446</b>	<b>2,018</b>	<b>58.6%</b>	<b>25,235</b>	<b>158</b>	<b>94</b>	<b>259</b>	<b>1,958</b>	<b>85.3</b>	<b>16</b>
Delhomme, Jake	2003-2009	2,669	1,580	59.2%	19,258	120	89	154	1,158	82.6	11
Beuerlein, Steve	1996-2000	1,723	1,041	60.4%	12,690	86	50	191	1,109	87.7	8
Collins, Kerry	1995-1998	1,340	694	51.8%	8,306	47	54	79	515	66.0	5
Weinke, Chris	2001-2006	687	373	54.3%	3,800	14	26	42	267	61.4	2
Peete, Rodney	2002-2004	392	228	58.2%	2,652	15	14	34	212	76.6	3
Moore, Matt	2007-2010	392	227	57.9%	2,640	16	17	28	208	73.9	1
Clausen, Jimmy	2010-2012	299	157	52.5%	1,558	3	9	33	223	58.4	0
Anderson, Derek	2011-2017	168	111	66.1%	1,265	7	5	4	17	90.0	0
Testaverde, Vinny	2007	172	94	54.7%	952	5	6	9	46	65.8	0
Carr, David	2007	136	73	53.7%	635	3	5	13	74	58.3	0
Reich, Frank	1995	84	37	44.0%	441	2	2	12	100	58.7	1
St. Pierre, Brian	2010	28	13	46.4%	173	1	2	3	23	48.7	0
Fasani, Randy	2002	44	15	34.1%	171	0	4	7	60	8.8	0
Lytle, Matt	2001	30	17	56.7%	133	1	3	3	24	39.3	0
Lewis, Jeff	1999-2000	35	18	51.4%	131	0	1	8	57	48.6	0
Trudeau, Jack	1995	17	11	64.7%	100	0	3	2	8	40.9	0
Basanez, Brett	2006-2008	11	6	54.5%	56	0	1	0	0	30.9	0
Pike, Tony	2010	12	6	50.0%	47	0	0	1	10	60.1	0
Guliford, Eric	1995	2	1	50.0%	46	0	1	0	0	56.3	0
Craig, Dameyune	2001	8	4	50.0%	34	0	0	2	15	61.5	0
Naanee, Legedu	2011	1	1	100.0%	27	0	0	0	0	118.8	0
Edwards, Armanti	2010-2013	3	2	66.7%	11	0	0	0	0	72.9	0
McCown, Josh	2008-2009	6	1	16.7%	2	0	0	1	6	39.6	0
Bono, Steve	1999	1	0	0.0%	0	0	0	0	0	39.6	0
Brown, Dee	2001-2002	1	0	0.0%	0	0	1	0	0	0.0	0
Floyd, William	1998-2000	1	0	0.0%	0	0	1	0	0	0.0	0
Foster, DeShaun	2002-2005	1	0	0.0%	0	0	0	0	0	39.6	0
Huntley, Richard	2001	1	0	0.0%	0	0	0	1	0	39.6	0
Johnson, Keyshawn	2006	1	0	0.0%	0	0	1	0	0	0.0	0
LaFell, Brandon	2010-2013	1	0	0.0%	0	0	0	0	0	39.6	0
<b>Palardy, Michael</b>	<b>2017-2018</b>	<b>1</b>	<b>0</b>	<b>0.0%</b>	<b>0</b>	<b>0</b>	<b>0</b>	<b>0</b>	<b>0</b>	<b>39.6</b>	<b>0</b>
Proehl, Ricky	2003-2004	1	0	0.0%	0	0	0	0	0	39.6	0
Sauerbrun, Todd	2001-2004	1	0	0.0%	0	0	0	0	0	39.6	0
Smith, Steve	2001-2013	1	0	0.0%	0	0	0	0	0	39.6	0
Walter, Ken	1997-2000	2	0	0.0%	0	0	0	0	0	39.6	0
Workman, Vince	1995	1	0	0.0%	0	0	0	0	0	39.6	0
<b>TOTAL</b>		<b>11,719</b>	<b>6,728</b>	<b>57.4%</b>	<b>80,363</b>	<b>478</b>	<b>389</b>	<b>886</b>	<b>6,090</b>	<b>78.3</b>	<b>47</b>

<b>TEAM YEAR BY YEAR</b>	1995	537	263	49.0%	3,304	16	25	38	258	59.1	3
	1996	487	273	56.1%	3,333	22	11	36	250	83.0	1
	1997	534	289	54.1%	3,156	17	24	44	311	63.7	1
	1998	507	292	57.6%	3,624	25	18	54	302	81.5	1
	1999	575	345	60.0%	4,447	36	15	51	286	94.3	4
	2000	566	340	60.1%	3,850	19	19	69	382	77.7	4
	2001	579	314	54.2%	3,098	12	22	32	216	60.7	1
	2002	464	255	55.0%	2,981	15	22	44	287	65.7	3
	2003	460	270	58.7%	3,238	19	16	26	188	79.6	2
	2004	536	311	58.0%	3,889	29	15	33	246	87.0	4

2005	449	269	59.9%	3,485	25	16	28	214	88.1	1
2006	539	325	60.3%	3,486	19	17	32	222	77.9	2
2007	505	285	56.4%	2,941	19	17	33	206	71.9	1
2008	414	246	59.4%	3,288	15	12	20	130	84.7	0
2009	465	264	56.8%	3,070	16	20	33	271	70.5	2
2010	484	256	52.9%	2,635	9	21	50	346	57.0	1
2011	519	312	60.1%	4,089	21	17	35	260	84.9	3
2012	490	284	58.0%	3,927	19	12	36	244	86.5	3
2013	473	292	61.7%	3,379	24	13	43	336	88.8	1
2014	545	327	60.0%	3,828	23	12	42	317	86.2	1
2015	501	300	59.9%	3,873	35	10	33	284	99.2	3
2016	563	306	54.4%	3,962	21	19	36	277	75.1	3
2017	501	293	58.5%	3,319	22	16	35	242	79.7	2
2018	26	17	65.4%	161	0	0	3	15	82.4	0
<b>TOTAL</b>	<b>11,719</b>	<b>6,728</b>	<b>57.4%</b>	<b>80,363</b>	<b>478</b>	<b>389</b>	<b>886</b>	<b>6,090</b>	<b>78.3</b>	<b>47</b>

# ALL-TIME CAREER RUSHERS

RUSHING YARDS	YEARS	RSH	YDS	AVG	LONG	TDs	100-yd. gms.
Stewart, Jonathan	2008-2017	1,699	7,318	4.3	69t	51	16
Williams, DeAngelo	2006-2014	1,432	6,846	4.8	77	46	18
<b>Newton, Cam</b>	<b>2011-2018</b>	<b>841</b>	<b>4,378</b>	<b>5.2</b>	<b>72t</b>	<b>55</b>	<b>3</b>
Foster, DeShaun	2002-2007	851	3,336	3.9	71	10	7
Biakabutuka, Tshimanga	1996-2001	611	2,530	4.1	67t	14	7
Davis, Stephen	2003-2005	522	2,085	4.0	40	20	7
Lane, Fred	1997-1999	502	2,001	4.0	50	13	6
Johnson, Anthony	1995-1999	482	1,795	3.7	29	7	6
Goings, Nick	2001-2008	400	1,470	3.7	57t	6	5
Tolbert, Mike	2012-2016	289	992	3.4	29	13	0
Hoover, Brad	2000-2009	284	961	3.4	35	3	1
Moore, Derrick	1995	195	740	3.8	53t	4	2
Smith, Lamar	2002	209	737	3.5	59	7	1
Huntley, Richard	2001	165	665	4.0	25	2	1
<b>Whittaker, Fozzy</b>	<b>2014-2018</b>	<b>121</b>	<b>536</b>	<b>4.4</b>	<b>25</b>	<b>2</b>	<b>1</b>
Goodson, Mike	2009-2011	125	501	4.0	45	3	2
<b>McCaffrey, Christian</b>	<b>2017-2018</b>	<b>127</b>	<b>485</b>	<b>3.8</b>	<b>40</b>	<b>2</b>	<b>0</b>
<b>Artis-Payne, Cameron</b>	<b>2015-2018</b>	<b>99</b>	<b>422</b>	<b>4.3</b>	<b>43</b>	<b>4</b>	<b>0</b>
Smith, Steve	2001-2013	57	387	6.8	39	2	0
Brown, Dee	2002	102	360	3.5	24	4	1
Beuerlein, Steve	1996-2000	109	305	2.8	20	3	0
Delhomme, Jake	2003-2009	152	260	1.7	13	5	0
Collins, Kerry	1995-1998	107	217	2.0	21	4	0
Griffith, Howard	1995-1996	77	204	2.6	15	2	0
Ginn Jr., Ted	2013, 2015-2016	22	187	8.5	43	0	0
Oliver, Winslow	1996-1998	48	183	3.8	16	0	0
Floyd, William	1998-2000	79	182	2.3	16	7	0
Christian, Bob	1995-1996	41	158	3.9	17	0	0
Greene, Scott	1996-1997	45	157	3.5	10t	1	0
Ismail, Raghib	1996-1998	15	154	10.3	36	1	0
Weinke, Chris	2001-2006	54	148	2.7	23	6	0
Brown, Corey	2014-2016	16	139	8.7	28	0	0
Sutton, Tyrell	2009-2010	25	139	5.6	32	0	0
Workman, Vince	1995	35	139	4.0	14	1	0
LaFell, Brandon	2010-2013	6	110	18.3	60	0	0
Fasani, Randy	2002	18	95	5.3	19	0	0
Thomas, Blair	1995	22	90	4.1	13	0	0
Hetherington, Chris	1999-2001	30	84	2.8	14	2	0
Reaves, Darrin	2014	31	78	2.5	9	0	0
Muhammad, Muhsin	1996-2004	11	64	5.8	20	0	0
<b>Samuel, Curtis</b>	<b>2017-2018</b>	<b>4</b>	<b>64</b>	<b>16.0</b>	<b>31</b>	<b>0</b>	<b>0</b>
Baldwin, Randy	1995	23	61	2.7	9	0	0
Smart, Rod	2002-2005	27	61	2.3	6	0	0
Carr, David	2007	17	59	3.5	15	0	0
Clausen, Jimmy	2010-2012	23	57	2.5	11	0	0
Harris, Joey	2004	15	53	3.5	19	0	0
Ogbonnaya, Chris	2014	14	50	3.6	9	1	0
Robertson, Jamal	2004-2005	14	41	2.9	11	1	0
Philyaw, Dino	1996	12	38	3.2	8	1	0
Lewis, Jeff	1999-2000	12	37	3.1	19	0	0
<b>Anderson, C.J.</b>	<b>2018</b>	<b>7</b>	<b>35</b>	<b>5.0</b>	<b>9</b>	<b>0</b>	<b>0</b>

Vaughan, Josh	2010-2011	10	31	3.1	9	1	0
Carruth, Rae	1996-1999	7	27	3.9	6	0	0
Clay, Kaelin	2017	2	27	13.5	29	0	0
Moore, Matt	2007-2010	20	27	1.4	8	0	0
Bates, Michael	1996-2000	8	25	3.1	12	0	0
Craig, Dameyune	1999-2001	5	24	4.8	13	0	0
Shelton, Eric	2005-2006	8	23	2.9	9	0	0
Anderson, Derek	2011-2017	25	22	0.9	8	0	0
Fiammetta, Tony	2009-2010	7	22	3.1	11	0	0
Testaverde, Vinny	2007	9	22	2.4	16	0	0
Metcalf, Eric	1999	2	20	10.0	17	0	0
Montgomery, Joe	2002	7	20	2.9	5	0	0
Shepard, Russell	2017	2	19	9.5	11	0	0
Carter, Drew	2004-2007	2	18	9.0	11	0	0
Bennett, Brandon	2004	6	17	2.8	11	1	0
Pilares, Kealoha	2011-2012	1	17	17.0	5	0	0
Cotchery, Jerricho	2014-2015	1	16	16.0	16	0	0
Jeffers, Patrick	1999-2001	2	16	8.0	23	0	0
Adams, Joe	2012	3	13	4.3	5	0	0
Brockel, Richie	2011-2015	4	13	3.3	7t	1	0
Peete, Rodney	2002-2004	23	13	0.6	10	0	0
<b>Byrd, Damiere</b>	<b>2016-2018</b>	<b>1</b>	<b>12</b>	<b>12.0</b>	<b>12</b>	<b>0</b>	<b>0</b>
Edwards, Armanti	2010-2013	2	12	6.0	7	0	0
Hoard, Leroy	1996	5	11	2.2	5	0	0
Jarrett, Dwayne	2007-2010	1	11	11.0	11	0	0
Felton, Jerome	2011	3	10	3.3	4	0	0
Stone, Dwight	1995-1998	2	9	4.5	6	0	0
Lytle, Matt	2001	2	8	4.0	4	0	0
Barner, Kenjon	2013	6	7	1.2	2	0	0
Colbert, Kerry	2004-2007	1	6	6.0	6	0	0
Senn, Jordan	2010-2013	1	5	5.0	5	0	0
Smith, Armond	2012-2013	7	5	0.7	5	0	0
Johnson, Keyshawn	2006	1	4	4.0	4	1	0
Haynes, Alex	2007	3	3	1.0	3	0	0
<b>Moore, DJ</b>	<b>2018</b>	<b>1</b>	<b>3</b>	<b>3.0</b>	<b>3</b>	<b>0</b>	<b>0</b>
Murphy, Louis	2012	1	3	3.0	3	0	0
Reich, Frank	1995	1	3	3.0	3	0	0
Basanez, Brett	2006	1	2	2.0	2	0	0
Gettis, David	2010-2012	3	2	0.7	19	0	0
Guliford, Eric	1995	2	2	1.0	1	0	0
<b>Armah, Alex</b>	<b>2017-2018</b>	<b>1</b>	<b>1</b>	<b>1.0</b>	<b>1</b>	<b>1</b>	<b>0</b>
Avant, Jason	2014	1	1	1.0	1	0	0
Green, Willie	1995-1996	1	1	1.0	1	0	0
Proehl, Ricky	2003-2005	2	1	0.5	9	0	0
Baker, Jason	2005-2011	1	0	0.0	0	0	0
Poole, Tauren	2014	1	0	0.0	0	0	0
Sauerbrun, Todd	2001-2004	1	0	0.0	0	0	0
Nortman, Brad	2012-2015	1	-1	-1.0	-1	0	0
Webb, Joe	2014-2016	1	-1	-1.0	-1	0	0
Bono, Steve	1999	2	-2	-1.0	-1	0	0
Byrd, Isaac	2000-2002	2	-2	-1.0	-2	0	0
Presley, De'Andre	2014	1	-2	-2.0	-2	0	0
Rosario, Dante	2007-2010	1	-2	-2.0	-2	0	0
McCown, Josh	2008	4	-3	-0.8	0	0	0
Carrier, Mark	1995-1998	3	-4	-1.3	4	0	0
Hankton, Karl	2000-2006	2	-4	-2.0	2	0	0



Nakamura, Haruki	2012	1	-4	-4.0	-4	0	0
Walter, Ken	1997-2000	5	-5	-1.0	-5	0	0
<b>TOTAL</b>		<b>10,453</b>	<b>42,718</b>	<b>4.1</b>	<b>77</b>	<b>308</b>	<b>84</b>

<b>TEAM YEAR BY YEAR</b>	1995	454	1,573	3.5	53t	10	2
	1996	502	1,729	3.4	35t	9	5
	1997	441	1,770	4.0	50	11	6
	1998	405	1,458	3.6	41	11	4
	1999	356	1,525	4.3	67t	12	2
	2000	363	1,186	3.3	43	7	2
	2001	354	1,372	3.9	39	9	2
	2002	452	1,586	3.5	59	11	2
	2003	522	2,091	4.0	40	9	7
	2004	422	1,582	3.7	71	10	6
	2005	487	1,679	3.4	70t	17	2
	2006	423	1,659	3.9	43t	7	4
	2007	451	1,824	4.0	75	7	3
	2008	504	2,437	4.8	69t	30	10
	2009	525	2,498	4.8	77	18	9
	2010	428	1,846	4.3	60	7	4
	2011	445	2,408	5.4	74t	26	1
	2012	462	2,088	4.5	72t	21	2
	2013	483	2,026	4.2	56	14	1
	2014	473	2,036	4.3	69t	10	3
	2015	526	2,282	4.3	47	19	2
	2016	453	1,814	4.0	47	16	2
	2017	490	2,102	4.3	69	15	2
	2018	32	147	4.6	29	2	0
<b>TOTAL</b>		<b>10,453</b>	<b>42,718</b>	<b>4.1</b>	<b>77</b>	<b>308</b>	<b>83</b>

# ALL-TIME CAREER RECEIVERS

RECEIVING YARDS	YEARS	REC	YDS	AVG	LONG	TDs	100-YD GAMES
Smith, Steve	2001-2013	836	12,197	14.6	80t	67	43
Muhammad, Muhsin	1996-04; 2008-09	696	9,255	13.3	72t	50	27
<b>Olsen, Greg</b>	<b>2011-2018</b>	<b>447</b>	<b>5,608</b>	<b>12.5</b>	<b>78t</b>	<b>33</b>	<b>10</b>
Walls, Wesley	1996-2002	324	3,902	12.0	54	44	3
Carrier, Mark	1995-1998	176	2,547	14.5	66t	13	5
Benjamin, Kelvin	2014-2017	168	2,424	14.4	51	18	5
LaFell, Brandon	2010-2013	167	2,385	14.3	91t	13	2
Ginn Jr., Ted	2013, 2015-2016	134	2,047	15.3	88t	19	2
Hayes, Donald	1998-2001	132	1,855	14.1	56t	7	2
<b>Funchess, Devin</b>	<b>2015-2018</b>	<b>120</b>	<b>1,725</b>	<b>14.4</b>	<b>52</b>	<b>16</b>	<b>2</b>
Ismail, Raghib	1996-1998	117	1,657	14.2	62	10	5
Williams, DeAngelo	2006-2014	178	1,621	9.1	72t	7	1
Green, Willie	1995-1996	93	1,496	16.1	89t	9	5
Colbert, Keary	2004-2007	109	1,424	13.1	63	7	2
Mangum, Kris	1997-2006	151	1,424	9.4	35	9	0
Proehl, Ricky	2003-2005	86	1,327	15.4	69	8	2
Stewart, Jonathan	2008-2017	162	1,295	8.0	55t	7	1
Jeffers, Patrick	1999-2001	77	1,209	15.7	88t	12	5
Cotchery, Jerricho	2014-2015	87	1,065	12.2	59	4	0
Hoover, Brad	2000-2009	145	1,046	7.2	34	6	0
Brown, Corey	2014-2016	79	1,019	12.9	47t	7	0
Foster, DeShaun	2002-2007	126	996	7.9	47	4	0
Carter, Drew	2004-2007	71	977	13.8	49	8	2
King, Jeff	2006-2010	112	923	8.2	31	9	0
Byrd, Isaac	2000-2002	73	897	12.3	42	4	0
Rosario, Dante	2007-2010	82	894	10.9	54	5	0
Goings, Nick	2001-2008	110	880	8.0	37	3	0
Johnson, Anthony	1995-1999	103	816	7.9	55	2	0
Johnson, Keyshawn	2006	70	815	11.6	40	4	1
Dickson, Ed	2014-2017	67	807	12.0	64	5	1
Carruth, Rae	1997-1999	62	804	13.0	52	4	2
Biakabutuka, Tshimanga	1996-2001	77	789	10.2	47	3	0
Tolbert, Mike	2012-2016	94	771	8.2	40	6	0
<b>McCaffrey, Christian</b>	<b>2017-2018</b>	<b>86</b>	<b>696</b>	<b>8.1</b>	<b>37</b>	<b>5</b>	<b>1</b>
Gettis, David	2010-2012	37	508	13.7	88	3	1
Naanee, Legedu	2011	44	467	10.6	28	1	0
Shockey, Jeremy	2011	37	455	12.3	29	4	0
Guliford, Eric	1995	29	444	15.3	49	1	0
Jarrett, Dwayne	2007-2010	35	428	12.2	30t	1	0
Floyd, William	1998-2000	62	416	6.7	25	2	0
Bersin, Brenton	2014-2017	32	415	13.0	30	1	0
<b>Whittaker, Fozzy</b>	<b>2014-2018</b>	<b>47</b>	<b>397</b>	<b>8.4</b>	<b>28t</b>	<b>2</b>	<b>0</b>
Murphy, Louis	2012	25	336	13.4	55	1	0
Gaines, Michael	2004-2006	31	335	10.8	38	2	0
Goodson, Mike	2009-2011	43	329	7.7	32	0	0
Barnidge, Gary	2008-2012	18	320	17.8	55	1	0
Griffith, Howard	1995-1996	38	286	7.5	21	2	0
Greene, Scott	1996-1997	42	284	6.8	25	2	0
Lane, Fred	1997-1999	43	275	6.4	23	0	0
Hankton, Karl	2000-2006	20	267	13.4	31	0	0
Christian, Bob	1995-1996	29	255	8.8	23	1	0

Hetherington, Chris	1999-2001	37	240	6.5	19	1	0
Davis, Stephen	2003-2005	21	236	11.2	25	0	0
Shepard, Russell	2017	17	202	11.9	40t	1	0
Avant, Jason	2014	21	201	9.6	22	1	0
Oliver, Winslow	1996-1998	21	191	9.1	29	0	0
Hackett, DJ	2008	13	181	13.9	37	0	0
Metzelaars, Pete	1995	20	171	8.6	27	3	0
Smith, Lamar	2002	20	167	8.4	58	0	0
Broughton, Luther	1997-1998; 2001	8	164	20.5	68t	1	0
Seidman, Mike	2003-2006	18	158	8.8	27	2	0
Beebe, Don	1995	14	152	10.9	24	1	0
Metcalf, Eric	1999	11	133	12.1	33	0	0
Sutton, Tyrell	2009-2010	18	132	7.3	14	0	0
Mills, Ernie	1997	11	127	11.5	37	1	0
Wiggins, Jermaine	2002-2003	16	125	7.8	23	2	0
<b>Byrd, Damiere</b>	<b>2016-2018</b>	<b>11</b>	<b>121</b>	<b>11.0</b>	<b>21</b>	<b>2</b>	<b>0</b>
Edwards, Armanti	2010-2013	5	121	24.2	82	0	0
<b>Samuel, Curtis</b>	<b>2017-2018</b>	<b>15</b>	<b>115</b>	<b>7.7</b>	<b>23</b>	<b>0</b>	<b>0</b>
Clowney, David	2010	6	102	17.0	31	0	0
Huntley, Richard	2001	21	101	4.8	23	1	0
Brown, Dee	2002	17	86	5.1	15	1	0
Gardner, Rod	2005	9	84	9.3	15	1	0
Workman, Vince	1995	13	74	5.7	14	0	0
<b>Artis-Payne, Cameron</b>	<b>2015-2018</b>	<b>7</b>	<b>71</b>	<b>10.1</b>	<b>20</b>	<b>0</b>	<b>0</b>
Moore, Kenny	2008-2009	6	59	9.8	22	0	0
Clay, Kaelin	2017	5	57	11.4	15	0	0
Crawford, Casey	2000-2001	5	57	11.4	16	1	0
Hixon, Domenik	2013	7	55	7.9	14t	1	0
Kinchen, Brian	1999-2000	6	52	8.7	26t	2	0
Rasby, Walter	1995-1997	6	48	8.0	15	0	0
Uwaezuoke, Iheanyi	2000	4	46	11.5	21	0	0
Williams, Brandon	2013-2015	4	44	11.0	16	0	0
Pilares, Kealoha	2011-2012	2	42	21.0	36t	1	0
Bates, Michael	1996-2000	6	40	6.7	23	0	0
Fauria, Christian	2007	5	39	7.8	16	2	0
Biddle, Taye	2006	3	37	12.3	22	0	0
Robinson, Ryne	2007-2008	4	35	8.8	12	0	0
Fiammetta, Tony	2009-2010	5	34	6.8	11	0	0
<b>Newton, Cam</b>	<b>2011-2018</b>	<b>1</b>	<b>33</b>	<b>33.0</b>	<b>27</b>	<b>0</b>	<b>0</b>
Campbell, Matt	1995-2000	3	32	10.7	12	0	0
Jones, Mark	2008	2	32	16.0	19	0	0
Reaves, Darrin	2014	5	31	6.2	16	0	0
Hartsock, Ben	2011-2013	2	30	15.0	25	0	0
<b>Manhertz, Chris</b>	<b>2016-2018</b>	<b>3</b>	<b>27</b>	<b>9.0</b>	<b>11</b>	<b>0</b>	<b>0</b>
Brockel, Richie	2011-2015	4	25	6.3	12	0	0
Felton, Jerome	2011	2	24	12.0	17	0	0
Thomas, Blair	1995	3	24	8.0	14	0	0
<b>Wright, Jarius</b>	<b>2018</b>	<b>3</b>	<b>23</b>	<b>7.7</b>	<b>10</b>	<b>0</b>	<b>0</b>
Tillman, Lawyer	1995	2	22	11.0	12	0	0
Webb, Joe	2014-2016	2	19	9.5	16	0	0
Stone, Dwight	1995-1998	2	18	9.0	11	0	0
Smart, Rod	2002-2005	4	16	4.0	5	0	0
Dyson, Kevin	2003	2	15	7.5	9	0	0
<b>Smith, Torrey</b>	<b>2018</b>	<b>1</b>	<b>15</b>	<b>15.0</b>	<b>15</b>	<b>0</b>	<b>0</b>
Haynes, Alex	2007	3	14	4.7	6	0	0
Moore, Derrick	1995	4	12	3.0	5	0	0

Simonson, Scott	2015-2017	1	10	10.0	10	0	0
Adams, Joe	2012	1	7	7.0	7	0	0
Barner, Kenjon	2013	2	7	3.5	5	0	0
Martin, Charly	2009-2010	1	6	6.0	6	0	0
Shelton, Eric	2006	1	6	6.0	6	0	0
Ajirotutu, Seyi	2011	1	4	4.0	4	0	0
Craig, Dameyune	1999-2001	2	4	2.0	4	0	0
<b>Thomas, Ian</b>	<b>2018</b>	<b>2</b>	<b>4</b>	<b>2.0</b>	<b>7</b>	<b>0</b>	<b>0</b>
Dennis, Mark	1995-1996	1	3	3.0	3	0	0
Gross, Jordan	2003-13	0	1	0.0	1	0	0
Collins, Kerry	1995-1998	1	-11	-11.0	-11	0	0
<b>TOTAL</b>		<b>6,728</b>	<b>80,363</b>	<b>11.9</b>	<b>91t</b>	<b>477</b>	<b>130</b>

<b>TEAM YEAR BY YEAR</b>	1995	263	3,304	12.6	89t	16	7
	1996	273	3,333	12.2	55	22	3
	1997	289	3,156	10.9	59t	17	5
	1998	292	3,624	12.4	72t	25	7
	1999	345	4,447	12.9	88t	36	11
	2000	340	3,850	11.3	54	19	7
	2001	314	3,098	9.9	48	12	2
	2002	255	2,981	11.7	69	15	5
	2003	270	3,238	12.0	67t	19	5
	2004	311	3,889	12.5	63	29	9
	2005	269	3,485	13.0	80t	25	10
	2006	325	3,486	10.7	72t	19	7
	2007	285	2,941	10.3	74t	19	5
	2008	246	3,288	13.4	65t	15	9
	2009	264	3,070	11.6	66	16	2
	2010	256	2,635	10.3	88t	9	1
	2011	312	4,089	13.1	91t	21	8
	2012	284	3,927	13.8	82	19	6
	2013	292	3,379	11.6	79t	24	1
	2014	327	3,828	11.7	51	23	6
	2015	300	3,873	12.9	74t	35	4
	2016	306	3,962	12.9	88t	21	4
	2017	293	3,319	11.3	64	22	4
	2018	17	161	9.5	19	0	0
<b>TOTAL</b>		<b>6,728</b>	<b>80,363</b>	<b>11.9</b>	<b>91t</b>	<b>478</b>	<b>128</b>

# ALL-TIME CAREER INTERCEPTORS

INTERCEPTORS	YEARS	INTS	YDS	AVG	LONG	TDs
Gamble, Chris	2004-2012	27	326	12.1	61t	2
Davis, Eric	1996-2000	25	226	9.0	56t	2
Minter, Mike	1997-2006	17	421	24.8	62	4
<b>Kuechly, Luke</b>	<b>2012-2018</b>	<b>15</b>	<b>127</b>	<b>8.5</b>	<b>32t</b>	<b>1</b>
Marshall, Richard	2006-2010	14	315	22.5	73	2
Evans, Doug	1998-2001	14	162	11.6	49	1
Lucas, Ken	2005-2008	13	158	12.2	43	0
<b>Davis, Thomas</b>	<b>2005-2018</b>	<b>13</b>	<b>79</b>	<b>6.1</b>	<b>31</b>	<b>0</b>
Godfrey, Charles	2008-2014	11	179	16.3	38	1
Coleman, Kurt	2015-2017	11	146	13.3	37	2
Grant, Deon	2000-2003	11	137	12.5	43	0
Beason, Jon	2007-2013	9	107	11.9	44	0
Manning, Ricky	2003-2005	9	99	11.0	30	1
<b>Munnerlyn, Captain</b>	<b>2009-13; 2017-18</b>	<b>7</b>	<b>230</b>	<b>32.9</b>	<b>74t</b>	<b>5</b>
Norman, Josh	2012-2015	7	172	24.6	46t	2
Maxie, Brett	1995-1996	7	94	13.4	49	0
Witherspoon, Will	2002-2005	7	93	13.3	35	1
Cota, Chad	1995-1997	7	91	13.0	35	0
Mills, Sam	1995-1997	7	86	12.3	36t	1
Martin, Sherrod	2009-2012	7	85	12.1	34	0
Hitchcock, Jimmy	2000-2001	6	181	30.2	88t	1
<b>Peppers, Julius</b>	<b>2002-09; 2017-18</b>	<b>6</b>	<b>177</b>	<b>29.5</b>	<b>97</b>	<b>2</b>
Terrell, Pat	1995-1997	6	39	6.5	21	0
Morgan, Dan	2001-2007	5	56	11.2	22	0
Harris, Chris	2007-2009	5	49	9.8	30	0
Poole, Tyrone	1995-1997	5	43	8.6	35	0
Howard, Reggie	2001-2003	5	37	7.4	16	0
Wallace, Al	2002-2006	4	96	24.0	53	0
Brady, Jeff	1998	4	85	21.3	43	0
Branch, Colin	2003-2006	4	79	19.8	76	0
Mitchell, Mike	2013	4	63	15.8	38	0
Harper, Roman	2014-2015	4	43	10.8	31t	1
<b>Bradberry, James</b>	<b>2016-2017</b>	<b>4</b>	<b>24</b>	<b>6.0</b>	<b>16</b>	<b>0</b>
Boston, Tre	2014-2016	3	113	37.7	84t	1
McKyer, Tim	1995	3	99	33.0	96t	1
McCree, Marlon	2005	3	73	24.3	46	0
White, Melvin	2013-2014	3	32	10.7	23	0
Cook, Toi	1996-1997	3	28	9.3	22	0
Worley, Daryl	2016-2017	3	22	7.3	22	0
Cooper, Deke	2002; 2007	3	19	6.3	19	0
Anderson, James	2006-2012	3	6	2.0	5	0
Lester, Robert	2013-2014	3	5	1.7	5	0
Cason, Antoine	2014	2	81	40.5	80	0
Fields, Mark	2002-2004	2	51	25.5	30	0
<b>Adams, Mike</b>	<b>2017-2018</b>	<b>2</b>	<b>42</b>	<b>21.0</b>	<b>40</b>	<b>0</b>
Florence, Drayton	2013	2	40	20.0	38t	1
Nakamura, Haruki	2012	2	39	19.5	21	0
Buckner, Brentson	2001-2005	2	37	18.5	29	0
Alexander, Brent	1998-1999	2	18	9.0	18	0
Greene, Kevin	1996,1998-1999	2	18	9.0	18	0
Wells, Dean	1999-2001	2	15	7.5	14	0

McDaniel, Emmanuel	2002	2	13	6.5	13	0
<b>Jones, Colin</b>	<b>2012-2018</b>	<b>2</b>	<b>10</b>	<b>5.0</b>	<b>10</b>	<b>0</b>
Cousin, Terry	2002	2	4	2.0	4	0
Gilbert, Sean	1998-2002	2	4	2.0	4	0
Benwikere, Bené	2014-2016	2	1	0.5	1	0
Williams, Shaun	2006	2	1	0.5	1	0
Tillman, Charles	2015	2	0	0.0	0	0
Stanford, R.J.	2010-2011	1	53	53.0	53	0
Smith, Rod	1995-1996,1997-1998	1	43	43.0	43	0
Lofton, Steve	1995-1996,1998-1999	1	42	42.0	42	0
DeCoud, Thomas	2014	1	35	35.0	35	0
McDowell, Bubba	1995	1	33	33.0	33	0
Kragen, Greg	1995-1997	1	29	29.0	29	0
Edwards, Dwan	2012-2015	1	27	27.0	27	0
Richardson, Damien	1998-2004	1	27	27.0	27	0
McClain, Robert	2010; 2015-2016	1	24	24.0	24	0
Veland, Tony	1998	1	24	24.0	24	0
Allen, Brian	2002-2004	1	21	21.0	21	0
Senn, Jordan	2009-2013	1	21	21.0	21	0
Nelson, Jonathan	2011	1	20	20.0	20	0
Williams, Teddy	2015-2017	1	19	19.0	19	0
Moorehead, Kindal	2003-2007	1	17	17.0	17	1
<b>Thompson, Shaq</b>	<b>2015-2018</b>	<b>1</b>	<b>12</b>	<b>12.0</b>	<b>12</b>	<b>0</b>
Barrow, Micheal	1997-1999	1	10	10.0	10	0
Burton, Shane	2002-2003	1	10	10.0	10	0
Hawkins, Artrell	2004	1	9	9.0	9	0
Kesier, Thomas	2011-2012	1	9	9.0	9	0
Klein, A.J.	2013-2015	1	8	8.0	8	0
Morton, Christian	2006	1	8	8.0	8	0
Ealy, Kony	2014-2016	1	7	7.0	7	0
McGill, Lenny	1998	1	6	6.0	6	0
Johnson, Ed	2010	1	5	5.0	5	0
Manuel, Marquand	2007	1	4	4.0	4	0
Lloyd, Greg	1998	1	3	3.0	3	0
King, Shawn	1995-1998	1	1	1.0	1	0
Lathon, Lamar	1995-1998	1	1	1.0	1	0
Anderson, Rashard	2000-2001	1	0	0.0	0	0
Brown, Everette	2009-2010	1	0	0.0	0	0
Diggs, Na'il	2006-2009	1	0	0.0	0	0
Navies, Hannibal	2000-2002	1	0	0.0	0	0
Pieri, Damon	1995-1997	1	0	0.0	0	0
Robinson, Eugene	2000	1	0	0.0	0	0
Rucker, Mike	1999-2007	1	0	0.0	0	0
Thomas, Josh	2011-13	1	0	0.0	0	0
Towns, Lester	2000-2003	1	0	0.0	0	0
Williams, Jay	2000-2002	1	0	0.0	0	0
Woodall, Lee	2000	1	0	0.0	0	0
Pugh, Jordan	2010-2011	1	-2	-2.0	-2	0
<b>TOTAL</b>		<b>373</b>	<b>5,276</b>	<b>14.1</b>	<b>97</b>	<b>31</b>

## ALL-TIME 300-YARD PASSING GAMES

PLAYER	DATE	OPPONENT	ATT	CMP	YDS	TD	INT
Newton, Cam	9/18/2011	Green Bay	46	28	432	1	3
Weinke, Chris	12/10/2006	New York Giants	61	34	423	1	3
Newton, Cam	9/11/2011	at Arizona	37	24	422	2	1
Newton, Cam	10/2/2011	at Chicago	46	27	374	1	1
Beuerlein, Steve	12/12/1999	at Green Bay	42	29	373	3	0
Beuerlein, Steve	12/18/1999	San Francisco	38	27	368	4	0
Delhomme, Jake	10/15/2006	at Baltimore	39	24	365	2	2
Beuerlein, Steve	9/10/2000	at San Francisco	32	24	364	3	1
Delhomme, Jake	10/19/2003	Tennessee	49	31	362	2	0
Newton, Cam	10/8/2017	at Detroit	33	26	355	3	0
Newton, Cam	9/18/2016	San Francisco	40	24	353	4	1
Delhomme, Jake	10/30/2005	Minnesota	30	21	341	3	0
Newton, Cam	12/20/2015	at New York Giants	45	25	340	5	0
Delhomme, Jake	12/18/2004	at Atlanta	35	24	340	2	1
Newton, Cam†	1/24/2016	Arizona	28	19	335	2	1
Collins, Kerry	11/26/1995	at New Orleans	46	17	335	3	4
Beuerlein, Steve	10/3/1999	at Washington	47	23	334	1	1
Beuerlein, Steve	10/8/2000	Seattle	39	27	332	2	1
Newton, Cam	12/6/2015	at New Orleans	41	28	331	5	1
Reich, Frank	9/3/1995	at Atlanta	44	23	329	2	0
Collins, Kerry	9/21/1997	Kansas City	47	24	328	1	4
Collins, Kerry	12/8/1996	at San Francisco	37	22	327	3	0
Delhomme, Jake	10/25/2009	Buffalo	44	27	325	0	3
Delhomme, Jake†	2/1/2004	New England	33	16	323	3	0
Newton, Cam	10/16/2016	at New Orleans	47	27	322	2	1
Beuerlein, Steve	1/2/2000	New Orleans	41	22	322	5	0
Delhomme, Jake†	1/15/2006	at Chicago	33	24	319	3	1
Peete, Rodney	12/8/2002	Cincinnati	29	21	319	3	1
Delhomme, Jake	11/16/2003	Washington	30	20	317	0	2
Newton, Cam	10/1/2017	at New England	29	22	316	3	1
Delhomme, Jake	9/16/2007	Houston	41	27	316	3	1
Newton, Cam	9/27/2015	New Orleans	31	20	315	2	0
Newton, Cam	10/28/2012	at Chicago	39	20	314	0	2
Weinke, Chris	12/23/2001	St. Louis	51	24	312	1	0
Peete, Rodney	11/10/2002	New Orleans	40	23	310	2	1
Peete, Rodney	9/15/2002	Detroit	32	21	310	1	0
Beuerlein, Steve	10/22/2000	San Francisco	44	28	309	3	0
Collins, Kerry	10/29/1995	at New England	45	25	309	2	1
Delhomme, Jake	10/3/2004	Atlanta	38	23	308	0	2
Delhomme, Jake	9/20/2009	at Atlanta	41	25	308	1	1
Moore, Matt	10/24/2010	San Francisco	41	28	308	2	1
Newton, Cam	10/6/2013	at Arizona	39	21	308	0	3
Delhomme, Jake	1/2/2005	New Orleans	50	24	307	2	0
Newton, Cam	11/10/2014	at Philadelphia	40	25	306	2	3
Newton, Cam	11/26/2012	at Philadelphia	28	18	306	2	0
Delhomme, Jake	11/14/2004	at San Francisco	34	19	303	3	0
Newton, Cam	9/9/2012	at Tampa Bay	33	23	303	1	2
Collins, Kerry	10/4/1998	at Atlanta	38	20	302	3	2
Newton, Cam	12/19/2016	at Washington	37	21	300	2	0
Beuerlein, Steve	10/17/1999	at San Francisco	36	23	300	4	3



† POSTSEASON

# ALL-TIME 100-YARD RUSHING GAMES

PLAYER	DATE	OPPONENT	RSH	YDS	TD
Williams, DeAngelo	12/30/2012	at New Orleans	21	210	2
Stewart, Jonathan	12/27/2009	at New York Giants	28	206	1
Williams, DeAngelo	12/8/2008	Tampa Bay	19	186	2
Williams, DeAngelo	12/28/2008	at New Orleans	25	178	0
Davis, Stephen	10/26/2003	at New Orleans	31	178	2
Foster, DeShaun	9/19/2004	at Kansas City	32	174	1
Huntley, Richard	1/6/2002	New England	21	168	0
Foster, DeShaun	1/1/2006	at Atlanta	18	165	1
Davis, Stephen	10/5/2003	New Orleans	30	159	1
Williams, DeAngelo	11/1/2009	at Arizona	23	158	0
Stewart, Jonathan	12/7/2014	New Orleans	20	155	1
Smith, Lamar	9/22/2002	at Minnesota	30	154	2
Davis, Stephen	11/2/2003	at Houston	30	153	0
Davis, Stephen	9/28/2003	Atlanta	21	153	1
Williams, DeAngelo	10/18/2009	at Tampa Bay	30	152	2
Foster, DeShaun†	1/8/2006	at New York Giants	27	151	0
Williams, DeAngelo	11/8/2009	at New Orleans	21	149	2
Lane, Fred	11/2/1997	Oakland	28	147	3
Davis, Stephen	9/14/2003	at Tampa Bay	33	142	0
Biakabutuka, Tshimanga	10/3/1999	at Washington	12	142	3
Williams, DeAngelo	11/9/2008	at Oakland	19	140	1
Lane, Fred	12/8/1997	at Dallas	34	138	0
Stewart, Jonathan	12/19/2010	Arizona	27	137	0
Johnson, Anthony	8/31/1997	Washington	20	134	0
Stewart, Jonathan	12/12/2010	Atlanta	18	133	0
Stewart, Jonathan	12/19/2016	at Washington	25	132	0
Biakabutuka, Tshimanga	9/26/1999	Cincinnati	8	132	2
Foster, DeShaun	12/4/2005	Atlanta	24	131	1
Stewart, Jonathan	11/16/2008	Detroit	15	130	1
Goings, Nick	12/26/2004	at Tampa Bay	33	127	0
Johnson, Anthony	10/13/1996	St. Louis	22	126	0
Stewart, Jonathan	10/25/2015	Philadelphia	24	125	0
Stewart, Jonathan	1/3/2010	New Orleans	16	125	1
Stewart, Jonathan†	1/3/2015	Arizona	24	123	1
Williams, DeAngelo	10/5/2008	Kansas City	20	123	2
Johnson, Anthony	11/17/1996	at St. Louis	27	123	1
Johnson, Anthony	10/20/1996	New Orleans	29	123	0
Moore, Derrick	10/1/1995	Tampa Bay	21	123	1
Stewart, Jonathan	12/21/2014	Cleveland	24	122	0
Williams, DeAngelo	11/19/2009	Miami	13	122	0
Foster, DeShaun	9/23/2007	at Atlanta	20	122	0
Goings, Nick	12/5/2004	at New Orleans	36	122	1
Brown, Dee	12/1/2002	at Cleveland	27	122	0
Williams, DeAngelo	12/30/2007	at Tampa Bay	20	121	2
Williams, DeAngelo	10/14/2007	at Arizona	10	121	1
Goings, Nick	11/21/2004	Arizona	22	121	3
Biakabutuka, Tshimanga	10/21/2001	at Washington	20	121	1
Williams, DeAngelo	9/22/2013	New York Giants	23	120	0
Goodson, Mike	11/21/2010	Baltimore	22	120	0
Stewart, Jonathan	12/6/2009	Tampa Bay	26	120	1
Williams, DeAngelo	11/16/2008	Detroit	14	120	2

Lane, Fred	12/14/1997	Green Bay	19	119	1
Moore, Derrick	10/29/1995	at New England	28	119	0
Hoover, Brad	11/27/2000	Green Bay	24	117	1
Newton, Cam	12/9/2012	Atlanta	9	116	1
Williams, DeAngelo	10/9/2011	New Orleans	9	115	1
Stewart, Jonathan	12/8/2008	Tampa Bay	15	115	2
Davis, Stephen	11/30/2003	Philadelphia	23	115	0
Williams, DeAngelo	11/19/2006	St. Louis	20	114	0
Lane, Fred	11/30/1997	New Orleans	13	112	1
Davis, Stephen	9/7/2003	Jacksonville	22	111	0
Johnson, Anthony	12/1/1996	Tampa Bay	26	111	1
Stewart, Jonathan	11/13/2017	Miami	17	110	1
Stewart, Jonathan	10/18/2009	at Tampa Bay	17	110	1
Stewart, Jonathan	12/20/2009	Minnesota	25	109	1
Biakabutuka, Tshimanga	12/27/1998	at Indianapolis	25	109	1
Williams, DeAngelo	12/21/2008	at New York Giants	24	108	4
Williams, DeAngelo	10/26/2008	Arizona	17	108	1
Goings, Nick	12/12/2004	St. Louis	31	108	1
Newton, Cam	10/13/2014	at Cincinnati	17	107	1
Foster, DeShaun	10/8/2006	Cleveland	24	106	0
Goings, Nick	11/28/2004	Tampa Bay	23	106	0
Foster, DeShaun	10/1/2006	New Orleans	16	105	1
Davis, Stephen†	1/3/2004	Dallas	26	104	1
Biakabutuka, Tshimanga	10/26/1997	Atlanta	23	104	2
Johnson, Anthony†	1/5/1997	Dallas	26	104	0
Stewart, Jonathan	12/10/2017	Minnesota	16	103	3
Biakabutuka, Tshimanga	10/8/2000	Seattle	23	103	0
Biakabutuka, Tshimanga	12/13/1998	Washington	17	103	1
Stewart, Jonathan	11/22/2015	Washington	21	102	0
Foster, DeShaun	12/24/2006	at Atlanta	28	102	0
Johnson, Anthony	10/6/1996	at Minnesota	23	102	1
Williams, DeAngelo	11/23/2008	at Atlanta	19	101	1
Lane, Fred	11/1/1998	New Orleans	35	101	1
Whittaker, Fozzy	9/18/2016	San Francisco	16	100	0
Newton, Cam	12/20/2015	at New York Giants	8	100	0
Goodson, Mike	11/14/2010	at Tampa Bay	23	100	0
Lane, Fred	9/13/1998	at New Orleans	18	100	0

† POSTSEASON

## ALL-TIME 100-YARD RECEIVING GAMES

Player	Date	Opponent	Rec	Yds	TD
Smith, Steve†	1/15/2006	at Chicago	12	218	2
Smith, Steve	10/30/2005	Minnesota	11	201	1
Muhammad, Muhsin	9/13/1998	at New Orleans	9	192	1
Smith, Steve	10/15/2006	at Baltimore	8	189	1
Muhammad, Muhsin	11/16/2003	Washington	9	189	0
Olsen, Greg	10/10/2016	Tampa Bay	9	181	0
Smith, Steve	10/2/2011	at Chicago	8	181	0
Muhammad, Muhsin	12/5/2004	at New Orleans	10	179	1
Smith, Steve	9/11/2011	at Arizona	8	178	2
Smith, Steve	9/25/2005	at Miami	11	170	3
Smith, Steve	11/20/2005	at Chicago	14	169	0
Smith, Steve	11/23/2008	at Atlanta	8	168	0
Smith, Steve	12/14/2008	Denver	9	165	1
Jeffers, Patrick	1/2/2000	New Orleans	7	165	2
Smith, Steve†	1/10/2004	at St. Louis	6	163	1
Jeffers, Patrick	12/27/1999	at Pittsburgh	5	160	2
Smith, Steve	12/20/2009	Minnesota	9	157	1
Green, Willie	12/8/1996	at San Francisco	7	157	1
Green, Willie	11/12/1995	at St. Louis	6	157	1
Smith, Steve	9/18/2011	Green Bay	6	156	0
Smith, Steve	9/16/2007	Houston	8	153	3
Smith, Steve	10/19/2003	Tennessee	10	151	1
Muhammad, Muhsin	10/3/1999	at Washington	8	151	0
Smith, Steve	11/13/2006	Tampa Bay	8	149	1
Muhammad, Muhsin	9/28/2008	Atlanta	8	147	1
Jeffers, Patrick	12/12/1999	at Green Bay	8	147	2
Walls, Wesley	9/7/1997	at Atlanta	7	147	0
Green, Willie	12/17/1995	Atlanta	4	147	1
Carter, Drew	12/10/2006	New York Giants	8	144	1
Smith, Steve	12/8/2002	Cincinnati	5	144	1
Smith, Steve	10/23/2011	Washington	7	143	0
Muhammad, Muhsin†	2/1/2004	New England	4	140	1
Smith, Steve	9/11/2005	New Orleans	8	138	1
Jeffers, Patrick	12/18/1999	San Francisco	8	138	1
Smith, Steve	12/22/2007	Dallas	9	137	1
Smith, Steve	10/14/2007	at Arizona	10	136	1
Muhammad, Muhsin	12/18/2004	at Atlanta	10	135	1
Smith, Steve†	1/3/2004	Dallas	5	135	1
Olsen, Greg	9/27/2015	New Orleans	8	134	2
Smith, Steve	12/28/2008	at New Orleans	5	134	0
Proehl, Ricky	11/9/2003	Tampa Bay	3	133	1
Hayes, Donald	11/28/1999	Atlanta	5	133	1
Carter, Drew	11/18/2007	at Green Bay	5	132	1
Muhammad, Muhsin	9/23/2001	at Atlanta	10	132	0
Carrier, Mark	11/26/1995	at New Orleans	6	132	2
Olsen, Greg	10/18/2015	at Seattle	7	131	1
Smith, Steve	9/20/2009	at Atlanta	8	131	0
Smith, Steve	1/1/2006	at Atlanta	9	131	1
Muhammad, Muhsin	11/27/2000	Green Bay	11	131	2
Olsen, Greg	12/6/2015	at New Orleans	9	129	0

Muhammad, Muhsin	10/22/2000	San Francisco	9	127	0
Smith, Steve	10/22/2006	at Cincinnati	8	126	0
Muhammad, Muhsin	12/18/1999	San Francisco	11	126	3
Smith, Steve	12/11/2011	Atlanta	6	125	0
Gettis, David	10/24/2010	San Francisco	8	125	2
Muhammad, Muhsin	11/14/1999	at St. Louis	9	125	0
Carrier, Mark	9/26/1996	at Jacksonville	8	124	2
Smith, Steve	10/16/2005	at Detroit	6	123	1
Muhammad, Muhsin	11/14/2004	at San Francisco	6	123	3
Olsen, Greg	9/18/2016	San Francisco	5	122	1
Smith, Steve	10/19/2008	New Orleans	6	122	1
Green, Willie	9/3/1995	at Atlanta	7	121	1
Ginn, Jr., Ted	12/13/2015	Atlanta	2	120	2
Smith, Steve	12/2/2012	at Kansas City	5	120	1
Olsen, Greg	11/10/2014	at Philadelphia	6	119	0
Smith, Steve	10/9/2005	at Arizona	8	119	2
Ismail, Raghib	9/6/1998	Atlanta	6	119	1
Smith, Steve	10/28/2012	at Chicago	7	118	0
Smith, Steve	9/9/2007	at St. Louis	7	118	1
Muhammad, Muhsin	11/21/2004	Arizona	6	118	2
Muhammad, Muhsin	12/13/1998	Washington	7	118	0
Smith, Steve	12/8/2008	Tampa Bay	9	117	1
Smith, Steve	10/26/2008	Arizona	5	117	2
Muhammad, Muhsin	9/26/1999	Cincinnati	8	117	0
Ismail, Raghib	10/11/1998	at Dallas	6	117	2
Olsen, Greg	12/17/2017	Green Bay	9	116	1
Smith, Steve	9/29/2002	at Green Bay	5	116	0
Ginn, Jr., Ted	11/27/2016	at Oakland	4	115	1
Benjamin, Kelvin	9/21/2014	Pittsburgh	8	115	1
Muhammad, Muhsin	12/26/2004	at Tampa Bay	8	115	2
Colbert, Keary	10/10/2004	at Denver	4	115	1
Hayes, Donald	9/10/2000	at San Francisco	6	115	1
Muhammad, Muhsin	10/3/2004	Atlanta	7	114	0
Muhammad, Muhsin	12/24/2000	at Oakland	10	114	0
Carrier, Mark	10/8/1995	at Chicago	5	114	1
Brown, Corey†	1/24/2016	Arizona	4	113	1
Olsen, Greg†	1/24/2016	Arizona	6	113	0
Smith, Steve	10/12/2008	at Tampa Bay	6	112	0
Smith, Steve	9/24/2006	at Tampa Bay	7	112	0
Muhammad, Muhsin	11/10/2002	New Orleans	4	112	0
Olsen, Greg	12/14/2014	Tampa Bay	10	110	0
Carruth, Rae	9/21/1997	Kansas City	8	110	0
Benjamin, Kelvin	11/16/2014	Atlanta	9	109	1
Smith, Steve	12/9/2012	Atlanta	7	109	0
Ismail, Raghib	12/27/1998	at Indianapolis	7	109	1
Funchess, Devin	11/26/2017	at New York Jets	7	108	0
Benjamin, Kelvin	9/18/2016	San Francisco	7	108	2
Muhammad, Muhsin	9/10/2000	at San Francisco	8	108	1
Ismail, Raghib	11/3/1996	at Atlanta	5	108	0
LaFell, Brandon	10/13/2013	at Minnesota	4	107	1
Muhammad, Muhsin	9/15/2002	Detroit	8	107	1
Jeffers, Patrick	12/5/1999	St. Louis	7	107	1
Carruth, Rae	10/12/1997	at Minnesota	6	107	1
Smith, Steve	9/9/2012	at Tampa Bay	7	106	0
Johnson, Keyshawn	9/17/2006	at Minnesota	5	106	0
Smith, Steve	11/6/2005	at Tampa Bay	5	106	1

Muhammad, Muhsin	10/31/2004	at Seattle	8	106	2
Muhammad, Muhsin	12/8/2002	Cincinnati	8	106	1
Walls, Wesley	11/23/1997	at St. Louis	8	106	0
Olsen, Greg	10/19/2014	at Green Bay	8	105	0
Smith, Steve	11/30/2008	at Green Bay	4	105	0
Green, Willie	11/26/1995	at New Orleans	4	105	1
Benjamin, Kelvin	10/1/2017	at New England	4	104	0
Benjamin, Kelvin	12/14/2014	Tampa Bay	8	104	0
Ginn, Jr., Ted†	1/12/2014	San Francisco	4	104	0
Smith, Steve	9/16/2012	New Orleans	3	104	0
Proehl, Ricky	12/24/2005	Dallas	2	104	1
Muhammad, Muhsin	12/9/2001	at Buffalo	8	104	0
Muhammad, Muhsin	10/4/1998	at Atlanta	4	104	1
LaFell, Brandon	12/24/2011	Tampa Bay	3	103	1
Smith, Steve	12/11/2005	Tampa Bay	5	103	0
Muhammad, Muhsin†	1/3/2004	Dallas	4	103	0
Smith, Steve	10/12/2003	at Indianapolis	6	103	1
Muhammad, Muhsin	9/19/1999	Jacksonville	4	103	1
Olsen, Greg	11/11/2012	Denver	9	102	2
Muhammad, Muhsin	12/10/2000	at Kansas City	8	102	0
Walls, Wesley	10/8/2000	Seattle	7	102	0
Ismail, Raghib	11/30/1997	New Orleans	6	102	0
McCaffrey, Christian	9/24/2017	New Orleans	9	101	0
Williams, DeAngelo	12/4/2006	at Philadelphia	7	101	1
Carrier, Mark	12/24/1995	at Washington	7	101	0
Smith, Steve	10/30/2011	Minnesota	7	100	1
Stewart, Jonathan	9/18/2011	Green Bay	8	100	0
Colbert, Keary	10/31/2004	at Seattle	4	100	0
Smith, Steve	10/26/2003	at New Orleans	9	100	0
Carrier, Mark	10/25/1998	Buffalo	5	100	1

† POSTSEASON

## OPPONENTS' ALL-TIME 300-YARD PASSING GAMES

PLAYER	DATE	OPPONENT	ATT	CMP	YDS	TD	INT
Ryan, Matt	10/2/2016	at Atlanta	37	28	503	4	1
Brees, Drew	10/16/2016	New Orleans	49	34	465	4	1
Green, Trent	11/5/2000	at St. Louis	42	29	431	2	0
Brees, Drew	12/30/2012	at New Orleans	43	29	396	4	1
McCown, Josh	10/9/2005	at Arizona	46	29	394	2	3
Young, Steve	12/8/1996	at San Francisco	41	27	393	3	2
Brees, Drew	1/1/2012	at New Orleans	35	28	389	5	1
Favre, Brett	9/27/1998	Green Bay	45	27	388	5	3
Brees, Drew	12/28/2008	at New Orleans	49	30	386	4	1
Warner, Kurt	10/26/2008	Arizona	49	35	381	2	1
Rodgers, Aaron	11/9/2015	Green Bay	48	25	369	4	1
Ryan, Matt	9/30/2012	at Atlanta	40	25	369	3	1
Winston, Jameis	12/24/2017	Tampa Bay	27	21	367	1	0
Wilson, Russell†	1/17/2016	Seattle	48	31	366	3	2
Palmer, Carson	10/30/2016	Arizona	46	35	363	3	1
Harrington, Joey	9/23/2007	at Atlanta	44	31	361	2	0
Brees, Drew	10/9/2011	New Orleans	45	32	359	2	1
Culpepper, Daunte	11/19/2000	at Minnesota	29	22	357	3	0
Brady, Tom†	2/1/2004	at New England	48	32	354	3	1
Warner, Kurt	12/5/1999	St. Louis	31	22	351	3	2
Brees, Drew	10/1/2006	New Orleans	38	28	349	1	0
Griese, Brian	11/28/2004	Tampa Bay	39	27	347	2	1
Banks, Tony	10/21/2001	at Washington	30	17	346	1	1
King, Shaun	11/21/2004	Arizona	52	28	343	1	3
Ryan, Matt	12/9/2012	Atlanta	49	34	342	2	1
Detmer, Ty	10/27/1996	at Philadelphia	38	23	342	1	1
Johnson, Brad	9/14/2003	at Tampa Bay	61	34	339	1	1
Johnson, Brad	10/3/1999	at Washington	33	20	337	4	0
Young, Steve	12/10/1995	San Francisco	45	31	336	2	1
Stafford, Matthew	11/20/2011	at Detroit	36	28	335	5	2
Sanchez, Mark	11/10/2014	at Philadelphia	37	20	332	2	0
Bulger, Marc†	1/10/2004	St. Louis	46	27	332	0	3
Brees, Drew	11/8/2009	at New Orleans	35	24	330	1	1
Brooks, Aaron	12/2/2001	at New Orleans	40	26	330	3	1
Flacco, Joe	9/28/2014	at Baltimore	31	22	327	3	0
Grbac, Elvis	11/5/1995	at San Francisco	37	26	327	0	2
Winston, Jameis	1/3/2016	Tampa Bay	47	29	325	0	2
Brees, Drew	9/16/2012	New Orleans	49	31	325	1	2
Toliver, Billy Joe	11/1/1998	New Orleans	48	24	325	2	2
Dalton, Andy	10/12/2014	at Cincinnati	43	33	323	2	2
Freeman, Josh	12/6/2009	Tampa Bay	44	23	321	0	5
Garcia, Jeff	12/8/2008	Tampa Bay	38	24	321	2	0
Griese, Brian	12/26/2004	at Tampa Bay	41	30	321	3	2
Russell Wilson	9/8/2013	Seattle	33	25	320	1	0
Ryan, Matt	12/11/2011	Atlanta	38	22	320	4	0
Roethlisberger, Ben	12/23/2010	at Pittsburgh	32	22	320	1	0
Ryan, Matt	12/31/2017	at Atlanta	45	28	317	1	0
Cousins, Kirk	12/19/2016	at Washington	47	32	315	0	1
Carr, Derek	11/27/2016	at Oakland	38	26	315	2	1
Grbac, Elvis	12/10/2000	at Kansas City	44	31	315	1	2
Chandler, Chris	11/28/1999	Atlanta	42	24	315	4	0



Ryan, Matt	11/5/2017	Atlanta	38	24	313	2	1
Brees, Drew	12/8/2013	at New Orleans	42	30	313	4	0
Garcia, Jeff	12/4/2006	at Philadelphia	39	21	312	3	0
McCown, Luke	9/27/2015	New Orleans	38	31	310	0	1
Tannehill, Ryan	11/24/2013	at Miami	42	28	310	1	1
George, Jeff	12/17/1995	Atlanta	53	29	310	2	2
Kolb, Kevin	9/11/2011	at Arizona	27	18	309	2	0
Rodgers, Aaron	9/18/2011	Green Bay	30	19	308	2	0
Favre, Brett	9/30/2001	Green Bay	39	25	308	3	2
McCown, Josh	11/26/2017	at New York Jets	36	19	307	3	0
Brady, Tom	10/1/2017	at New England	45	32	307	2	0
Garcia, Jeff	10/22/2000	San Francisco	39	25	307	2	1
Ryan, Matt	12/27/2015	at Atlanta	30	23	306	1	0
Garcia, Jeff	11/18/2001	San Francisco	54	34	305	3	2
George, Jeff	11/2/1997	Oakland	38	24	304	2	1
Favre, Brett	10/3/2005	Green Bay	47	28	303	4	1
Garcia, Jeff	12/18/1999	San Francisco	46	29	303	2	1
Favre, Brett	12/12/1999	at Green Bay	38	26	302	2	1
Manning, Peyton	11/11/2012	Denver	38	27	301	1	0
Flacco, Joe	11/21/2010	Baltimore	33	24	301	1	0

† POSTSEASON

## OPPONENTS' ALL-TIME 100-YARD RUSHING GAMES

PLAYER	DATE	OPPONENT	RSH	YDS	TD
Ward, Derrick	12/21/2008	at New York Giants	15	215	0
Forte, Matt	10/2/2011	at Chicago	25	205	1
Faulk, Marshall	12/23/2001	St. Louis	30	202	2
Alexander, Shaun	10/31/2004	at Seattle	32	195	1
Jones, Julius	12/24/2005	Dallas	34	194	2
Droughns, Reuben	10/10/2004	at Denver	30	193	0
Faulk, Marshall	11/11/2001	at St. Louis	15	183	2
Brown, Bryce	11/26/2012	at Philadelphia	19	178	2
Forte, Matt	10/10/2010	Chicago	22	166	2
Martin, Curtis	10/28/2001	New York Jets	27	159	0
Bell, Le'Veon	9/21/2014	Pittsburgh	21	147	0
Williams, Ricky	10/14/2001	New Orleans	31	147	1
Candidate, Trung	11/11/2001	at St. Louis	16	145	1
Williams, Ricky	10/15/2000	at New Orleans	38	144	2
Vick, Michael	12/7/2003	at Atlanta	14	141	1
Hearst, Garrison	9/29/1997	San Francisco	28	141	1
Allen, Terry	8/31/1997	Washington	25	141	2
Smith, Kevin	11/20/2011	at Detroit	16	140	2
McAlister, Deuce	1/2/2005	New Orleans	28	140	1
Staley, Duce	11/7/1999	Philadelphia	17	140	1
Turner, Michael	10/16/2011	at Atlanta	27	139	2
Hearst, Garrison	12/6/1998	San Francisco	20	139	1
Martin, Doug	11/18/2012	Tampa Bay	24	138	0
Bernard, Giovani	10/12/2014	at Cincinnati	18	137	1
Bettis, Jerome	12/26/1999	at Pittsburgh	33	137	1
Dunn, Warrick	12/18/2004	at Atlanta	28	134	1
Davis, Stephen	9/3/2000	at Washington	23	133	1
Taylor, Fred	12/9/2007	at Jacksonville	18	132	1
Parker, Willie	12/17/2006	Pittsburgh	23	132	1
Dunn, Warrick	9/10/2006	Atlanta	29	132	0
Alexander, Shaun†	1/22/2006	at Seattle	34	132	2
Brown, Ronnie	9/25/2005	at Miami	23	132	1
Smith, Emmitt	10/1/2000	Dallas	24	132	1
Hillis, Peyton	11/28/2010	at Cleveland	26	131	3
Johnson, Chris	11/13/2011	Tennessee	27	130	1
Charles, Jamal	12/2/2012	at Kansas City	27	127	0
Ivory, Chris	1/1/2012	at New Orleans	19	127	1
Abdul-Jabbar, Karim	11/15/1998	Miami	25	127	1
McAlister, Deuce	10/5/2003	New Orleans	23	124	0
Stewart, James	9/19/1999	Jacksonville	27	124	2
Jones-Drew, Maurice	9/25/2011	Jacksonville	24	122	0
Smith, Robert	10/12/1997	at Minnesota	23	120	1
Williams, Ricky	11/19/2009	Miami	22	119	2
Green, Ahman	9/13/2004	Green Bay	33	119	2
Blount, LeGarrette	9/21/2014	Pittsburgh	1	118	1
Faulk, Marshall	12/5/1999	St. Louis	22	118	0
Turner, Michael	11/23/2008	at Atlanta	24	117	4
McAlister, Deuce	12/29/2002	at New Orleans	28	117	0
Anderson, Jamal	10/4/1998	at Atlanta	31	117	1
Dunn, Warrick	10/12/2008	at Tampa Bay	22	115	0
Brown, Andre	9/20/2012	New York Giants	20	113	2
Taylor, Chester	9/17/2006	at Minnesota	24	113	0

Dillon, Corey	9/26/1999	Cincinnati	20	113	0
Turner, Michael	12/12/2010	Atlanta	28	112	3
Smith, Kevin	11/16/2008	Detroit	24	112	0
Barber, Tiki	12/10/2006	New York Giants	20	112	0
Williams, Carnell	12/11/2005	Tampa Bay	29	112	2
Smith, Emmitt	10/11/1998	at Dallas	21	112	1
Moore, Jerald	12/20/1997	St. Louis	27	112	0
Turner, Michael	11/15/2009	Atlanta	9	111	0
Thomas, Pierre	9/16/2012	New Orleans	9	110	0
Barber, Marion	12/22/2007	Dallas	22	110	1
Martin, Curtis	11/29/1998	at New York Jets	21	110	2
Foster, Arian	12/18/2011	at Houston	16	109	1
Anderson, Jamal	11/3/1996	at Atlanta	22	109	1
Anderson, Jamal	9/1/1996	Atlanta	14	108	0
Jennings, Rashad	12/20/2015	at New York Giants	16	107	1
Rawls, Thomas	12/4/2016	at Seattle	15	106	2
Turner, Michael	9/20/2009	at Atlanta	28	105	1
Salaam, Rashan	10/8/1995	at Chicago	28	105	0
Betts, Ladell	11/26/2006	at Washington	24	104	0
Davis, Terrell	11/9/1997	at Denver	21	104	0
Spiller, C.J.	9/15/2013	at Buffalo	16	103	0
Turner, Michael	9/30/2012	at Atlanta	13	103	0
Smith, Robert	11/19/2000	at Minnesota	23	103	1
Gore, Frank	10/24/2010	San Francisco	19	102	0
Williams, Ricky	12/2/2001	at New Orleans	27	102	0
Stewart, Kordell	12/22/1996	Pittsburgh	7	102	1
Smith, Robert	10/6/1996	at Minnesota	27	102	0
Rodgers, Jacquizz	10/10/2016	Tampa Bay	30	101	0
Johnson, Rudi	10/22/2006	at Cincinnati	26	101	0
McAlister, Deuce	10/26/2003	at New Orleans	26	101	0
Henry, Travis	12/9/2001	at Buffalo	27	101	1
Ingram, Mark	10/30/2014	New Orleans	30	100	2
White, LenDale	11/4/2007	at Tennessee	31	100	1
Addai, Joseph	10/28/2007	Indianapolis	23	100	2
Duckett, T.J.	9/28/2003	Atlanta	14	100	0

† POSTSEASON

## OPPONENTS' ALL-TIME 100-YARD RECEIVING GAMES

PLAYER	DATE	OPPONENT	REC	YDS	TD
Jones, Julio	10/2/2016	at Atlanta	12	300	1
Gardner, Rod	10/21/2001	at Washington	6	208	1
Bryant, Antonio	12/8/2008	Tampa Bay	9	200	2
Jones, Julio	12/27/2015	at Atlanta	9	178	1
Sharpe, Shannon	11/9/1997	at Denver	8	174	0
Cooks, Brandin	10/16/2016	New Orleans	7	173	1
White, Roddy	9/30/2012	at Atlanta	8	169	2
Wayne, Reggie	10/28/2007	Indianapolis	7	168	1
Fitzgerald, Larry†	1/10/2009	Arizona	8	166	1
Freeman, Antonio	12/14/1997	Green Bay	10	166	2
Brown, Tim	11/2/1997	Oakland	10	163	0
Boldin, Anquan	10/9/2005	at Arizona	10	162	1
Horn, Joe	12/5/2004	at New Orleans	8	160	2
Holt, Torry	12/12/2004	St. Louis	6	151	1
Horn, Joe	12/2/2001	at New Orleans	13	150	1
Jackson, Vincent	10/4/2015	at Tampa Bay	10	147	1
Hakim, Az-Zahir	11/5/2000	at St. Louis	8	147	1
Anderson, Robby	11/26/2017	at New York Jets	6	146	2
Irvin, Michael	10/11/1998	at Dallas	6	146	0
Colston, Marques	1/1/2012	at New Orleans	7	145	2
Moulds, Eric	10/25/1998	Buffalo	5	145	2
Branch, Deion†	2/1/2004	at New England	10	143	1
Fryar, Irving	10/27/1996	at Philadelphia	7	143	0
Graham, Jimmy	10/18/2015	at Seattle	8	140	0
Westbrook, Michael	10/3/1999	at Washington	8	140	2
Smith, Steve	9/28/2014	at Baltimore	7	139	2
Matthews, Jordan	11/10/2014	at Philadelphia	7	138	2
Barden, Ramses	9/20/2012	New York Giants	9	138	0
Carter, Cris	11/19/2000	at Minnesota	8	138	1
Boldin, Anquan†	1/12/2014	San Francisco	8	136	0
Fitzgerald, Larry	10/9/2005	at Arizona	9	136	1
Thomas, Demaryius	11/11/2012	Denver	9	135	0
Pittman, Michael	11/28/2004	Tampa Bay	8	134	2
Connell, Albert	10/3/1999	at Washington	5	134	2
Colston, Marques	10/1/2006	New Orleans	5	132	1
Holt, Torry	11/5/2000	at St. Louis	4	130	0
Graham, Jimmy	10/9/2011	New Orleans	8	129	0
Kearse, Jermaine†	1/10/2014	at Seattle	3	129	1
Rice, Jerry	12/8/1996	at San Francisco	10	129	1
Sproles, Darren	9/16/2012	New Orleans	13	128	0
White, Roddy	9/23/2007	at Atlanta	7	127	1
Wallace, Mike	11/24/2013	at Miami	5	127	1
Boston, David	12/30/2001	Arizona	7	127	2
Rice, Jerry	9/22/1996	San Francisco	10	127	0
Colston, Marques	12/8/2013	at New Orleans	9	125	2
Fitzgerald, Larry	12/19/2010	Arizona	9	125	0
Colston, Marques	12/28/2008	at New Orleans	7	123	1
Owens, Terrell	10/17/2004	at Philadelphia	4	123	0
Mathis, Terance	9/1/1996	Atlanta	4	123	0
Wayne, Reggie	11/27/2011	at Indianapolis	5	122	1
Hakim, Az-Zahir	12/5/1999	St. Louis	4	122	2

Cobb, Randall	10/19/2014	at Green Bay	6	121	1
Moore, Lance	12/30/2012	at New Orleans	4	121	0
Rice, Jerry	12/10/1995	San Francisco	6	121	0
Sanu, Mohamed	10/12/2014	at Cincinnati	10	120	1
Johnson, Andre	9/16/2007	Houston	7	120	2
Burress, Plaxico	12/15/2002	at Pittsburgh	6	120	1
Harrison, Marvin	10/12/2003	at Indianapolis	8	119	0
Jones, Julio	11/5/2017	Atlanta	6	118	0
McCardell, Keenan	11/9/2003	Tampa Bay	9	118	1
Owens, Terrell	10/7/2001	at San Francisco	8	118	2
White, Roddy	12/9/2012	Atlanta	9	117	1
Levens, Dorsey†	1/12/1997	at Green Bay	5	117	1
Celek, Brent	11/10/2014	at Philadelphia	5	116	0
Bryant, Antonio	12/6/2009	Tampa Bay	5	116	0
Bruce, Isaac†	1/10/2004	at St. Louis	7	116	0
Connell, Albert	12/13/1998	Washington	8	116	1
Graham, Jimmy	12/30/2012	at New Orleans	9	115	1
Fitzgerald, Larry	10/26/2008	Arizona	7	115	0
Smith, Jimmy	9/19/1999	Jacksonville	10	115	0
Hilliard, Ike	9/30/2007	Tampa Bay	7	114	0
Ochocinco, Chad	12/8/2002	Cincinnati	6	114	0
Garner, Charlie	10/22/2000	San Francisco	7	112	0
Copeland, Russell	9/10/1995	at Buffalo	2	112	1
Jackson, DeSean	12/19/2016	at Washington	7	111	0
Johnson, Stevie	9/15/2013	at Buffalo	8	111	1
Stallworth, Donte'	12/4/2006	at Philadelphia	4	111	1
Bruce, Isaac	12/5/1999	St. Louis	6	111	0
Rice, Jerry	11/5/1995	at San Francisco	8	111	0
Crabtree, Michael	11/27/2016	at Oakland	8	110	0
Kearse, Jermaine†	1/17/2016	Seattle	11	110	2
Mills, Ernie	10/11/1998	at Dallas	5	110	1
Dawkins, Sean	9/13/1998	at New Orleans	5	110	1
Owens, Terrell	12/8/1996	at San Francisco	5	110	1
Bruce, Isaac	11/12/1995	at St. Louis	9	110	1
Harris, Jackie	10/1/1995	Tampa Bay	5	108	0
Evans, Mike	12/24/2017	Tampa Bay	6	107	0
Williams, Damian	11/13/2011	Tennessee	5	107	1
Owens, Terrell	10/29/2006	Dallas	9	107	0
Chrebet, Wayne	11/29/1998	at New York Jets	7	107	2
Mathis, Terance	10/26/1997	Atlanta	8	107	0
Moss, Randy	11/19/2000	at Minnesota	5	106	1
Thielen, Adam	12/10/2017	Minnesota	6	105	1
Jermaine Kearse	11/26/2017	at New York Jets	7	105	1
Forte, Matt	10/5/2014	Chicago	12	105	1
Doucet, Early	9/11/2011	at Arizona	3	105	1
Welker, Wes	12/13/2009	at New England	10	105	0
Pollard, Marcus	10/16/2005	at Detroit	3	105	0
Cooks, Brandin	12/6/2015	at New Orleans	6	104	1
White, Roddy	12/28/2014	at Atlanta	8	104	0
Jones, Julio	12/11/2011	Atlanta	3	104	2
Wallace, Mike	12/23/2010	at Pittsburgh	4	104	1
Finneran, Brian	11/24/2002	Atlanta	4	104	0
Galloway, Joey	10/13/2002	at Dallas	3	104	1
Poole, Keith	1/2/2000	New Orleans	6	104	0
Williamson, Troy	9/17/2006	at Minnesota	6	102	0
Stallworth, Donte'	12/18/2005	at New Orleans	5	102	1

Johnson, Keyshawn	9/14/2003	at Tampa Bay	9	102	0
Gadsden, Oronde	11/4/2001	at Miami	5	102	0
Dwight, Tim	11/28/1999	Atlanta	5	102	0
Dawkins, Sean	11/1/1998	New Orleans	6	102	0
Mathis, Terance	12/17/1995	Atlanta	8	102	0
Henderson, Devery	10/7/2007	at New Orleans	4	101	0
Clayton, Mark	10/15/2006	at Baltimore	5	101	2
Wilson, Cedrick	11/14/2004	at San Francisco	5	101	0
Horn, Joe	11/10/2002	New Orleans	6	101	0
Bruce, Isaac	9/17/1995	St. Louis	5	100	0

† POSTSEASON



***GAME***  
***SUMMARIES***



# GAME 1 CAROLINA 16 — DALLAS 8

September 9, 2018  
Bank of America Stadium • Charlotte, NC

After a late surge by the visiting Dallas Cowboys, the Carolina Panthers hung on for a 16-8 victory in their season opener Sunday at Bank of America Stadium. Dallas running back Ezekiel Elliott scored on a 4-yard run with 8:51 left to cut the Panthers' 16-0 lead in half, and then the Carolina defense was once again called upon to make a big play - something the unit had done all game. With 1:39 remaining in the contest, defensive end Mario Addison crunched quarterback Dak Prescott, forcing a fumble that cornerback Captain Murrells recovered to allow Carolina to run out the clock. The defense dominated most of the game, holding the Cowboys to 60 yards, zero third-down conversions and no scoring drives in the first half. Linebacker Shaq Thompson was a major piece to the defense's game-winning puzzle, totaling nine tackles and a sack that eventually helped set up the Panthers' first touchdown after a quick Dallas three-and-out. While the defense made the big play to seal the win, the offense put all of Carolina's points on the board. Quarterback Cam Newton finished the night 17-of-26 for 161 yards and led the team with 58 rushing yards, including a touchdown in the second quarter. After Newton's touchdown run, the Panthers' next score came by way of a field goal from kicker Graham Gano to close the first half. Their final score of the night came early in the fourth when fullback Alex Armah punched in his first career TD on a 1-yard plunge.

## FINAL INDIVIDUAL and TEAM STATISTICS

Dallas Cowboys										Carolina Panthers														
RUSHING	ATT		YDS	AVG	LG	TD	RUSHING	ATT		YDS	AVG	LG	TD											
Elliott	15		69	4.6	17	1	Newton	13		58	4.5	29	1											
Prescott	5		19	3.8	9	0	McCaffrey	10		50	5.0	15	0											
R. Smith	1		5	5.0	5	0	C. Anderson	7		35	5.0	9	0											
Austin	1		1	1.0	1	0	Moore	1		3	3.0	3	0											
							Armah	1		1	1.0	1	1											
Total	22		94	4.3	17	1	Total	32		147	4.6	29	2											
PASSING	ATT	CMP	YDS	SK/YD	TD	LG	IN	Rtg.	PASSING	ATT	CMP	YDS	SK/YD	TD	LG	IN	Rtg.							
Prescott	29	19	170	6/32	2	20	0	81.1	Newton	26	17	161	3/15	0	19	0	82.4							
Total	29	19	170	6/32	2	20	0	81.1	Total	26	17	161	3/15	0	19	0	82.4							
PASS RECEIVING			NO	YDS	AVG	LG	TD	PASS RECEIVING			NO	YDS	AVG	LG	TD									
Beasley			7	73	10.4	17	0	McCaffrey			6	45	7.5	14	0									
Thompson			3	27	9.0	13	0	Funchess			3	41	13.7	15	0									
Swaim			3	18	6.0	11	0	Wright			3	23	7.7	10	0									
Elliott			3	18	5.7	13	0	Olsen			2	33	16.5	19	0									
Hurns			1	20	20.0	20	0	Thomas			2	4	2.0	7	0									
Gallup			1	9	9.0	9	0	T. Smith			1	15	15.0	15	0									
Williams			1	6	6.0	6	0																	
Total			19	170	8.9	20	0	Total			17	161	9.5	19	0									
INTERCEPTIONS			NO	YDS	AVG	LG	TD	INTERCEPTIONS			NO	YDS	AVG	LG	TD									
Total			0	0	---	---	0	Total			0	0	---	---	0									
PUNTING			NO	YDS	AVG	TB	IN20	LG	PUNTING			NO	YDS	AVG	TB	IN20	LG							
C. Jones			6	293	48.8	0	2	56	M. Palardy			6	287	47.8	1	3	52							
Total			6	293	48.8	0	2	56	Total			6	287	47.8	1	3	52							
PUNT RETURNS			NO	YDS	AVG	FC	LG	TD	PUNT RETURNS			NO	YDS	AVG	FC	LG	TD							
Austin			2	13	6.5	2	15	0	Byrd			3	47	15.7	1	30	0							
Beasley			0	0	---	1	---	0	Moore			1	15	15.0	1	15	0							
[TOUCHBACK]			1	0	---	0	---	0																
Total			2	13	6.5	3	15	0	Total			4	62	15.5	2	30	0							
KICKOFF RETURNS			NO	YDS	AVG	FC	LG	TD	KICKOFF RETURNS			NO	YDS	AVG	FC	LG	TD							
[TOUCHBACK]			4	0	0.0	0	0	0	[TOUCHBACK]			2	0	0.0	0	0	0							
Total			0	0	0.0	0	0	0	Total			0	0	0.0	0	0	0							
FUMBLES	Fum	Own Rec.	Yds	TD	FF	Opp. Rec.	Yds	TD	Out Bnds	FUMBLES	Fum	Own Rec.	Yds	TD	FF	Opp. Rec.	Yds	TD	Out Bnds					
Prescott	1	0	0	0	0	0	0	0	0	Wright	1	1	0	0	0	0	0	0	0					
Ross	0	0	0	0	1	0	0	0	0	McCaffrey	1	0	0	0	0	0	0	0	0					
Awuzie	0	0	0	0	1	0	0	0	0	Addison	0	0	0	0	1	0	0	0	0					
Lawrence	0	0	0	0	0	1	0	0	0	Munnerlyn	0	0	0	0	0	1	0	0	0					
Total	1	0	0	0	2	1	0	0	0	Total	1	0	0	0	1	1	0	0	0					
Cowboys										PANTHERS														
TOTAL FIRST DOWNS					17					20					Cowboys					PANTHERS				
--By Rushing					4					9					6-48.8					6-47.8				
--By Passing					10					9					38.5					42.3				
--By Penalty					3					2					0-0					0-0				
THIRD DOWN EFFICIENCY					2-11-18%					4-12-33%					13					62				
FOURTH DOWN EFFICIENCY					0-1-0%					0-0-0%					2-13					4-62				
TOTAL NET YARDS					232					293					--No. and Yards Punt Returns					0-0				
--Total Offensive Plays (inc. times thrown passing)					57					61					--No. and Yards Kickoff Returns					0-0				
--Average gain per offensive play					4.1					4.8					--No. and Yards Interception Returns					0-0				
NET YARDS RUSHING					94					147					PENALTIES Number and Yards					10-85				
--Total Rushing Plays					22					32					FUMBLES Number and Lost					1-1				
--Average gain per rushing play					4.3					4.6					TOUCHDOWNS					1				
--Tackles for a loss-number and yards					2-2					2-2					--Rushing					1				
NET YARDS PASSING					138					146					--Passing					0				
--Times thrown - yards lost attempting to pass					6-32					3-15					EXTRA POINTS Made-Attempts					1-1				
--Gross yards passing					170					161					--Kicking Made-Attempts					0-0				
PASS ATTEMPTS-COMPLETIONS-HAD INTERCEPTED					29-19-0					26-17-0					--Rushing Made-Attempts					1-1				
--Avg gain per pass play (inc.# thrown passing)					3.9					5.0					FIELD GOALS Made-Attempts					0-1				
KICKOFFS Number-In End Zone-Touchbacks					2-2-2					4-4-4					RED ZONE EFFICIENCY					1-1-100%				
															GOAL TO GO EFFICIENCY					2-2-100%				
															SAFETIES					0				
															FINAL SCORE					8				
															TIME OF POSSESSION					29:24				
																				16				
																				30:36				



***LAST WEEK'S  
PLAY-BY-PLAY***

# National Football League Game Summary

NFL Copyright © 2018 by The National Football League. All rights reserved. This summary and play-by-play is for the express purpose of assisting media in their coverage of the game; any other use of this material is prohibited without the written permission of the National Football League. Updated: 9/11/2018

Date: Sunday, 9/9/2018

Dallas Cowboys at Carolina Panthers

Start Time: 4:35 PM EDT

at Bank of America Stadium, Charlotte, North Carolina

## Game Day Weather

Game Weather: Partly Cloudy

Temp: 81° F (27.2° C) Humidity: 74%, Wind: East North East 9 mph

Played Outdoors on Turf: Natural Grass

## Officials

Referee: Anderson, Walt (66)

Umpire: Paganelli, Carl (124)

Down Judge: Stephan, Tom (68)

Line Judge: Boston, Byron (18)

Field Judge: Brown, Terry (43)

Side Judge: Patterson, Rick (15)

Back Judge: Dyer, Lee (27)

Replay Official: Smith, Billy (0)

## Lineups

Dallas Cowboys				Carolina Panthers			
Offense		Defense		Offense		Defense	
WR	15 D.Thompson	DE	90 D.Lawrence	WR	17 D.Funchess	DE	97 M.Addison
LT	77 T.Smith	DT	97 T.Charlton	LT	72 T.Moton	DT	99 K.Short
LG	52 C.Williams	DT	99 A.Woods	LG	73 G.Van Roten	DT	95 D.Poe
C	73 J.Looney	DE	98 T.Crawford	C	67 R.Kalil	DE	96 W.Horton
RG	70 Z.Martin	DB	30 A.Brown	RG	70 T.Turner	SLB	54 S.Thompson
RT	71 L.Collins	MLB	54 J.Smith	RT	60 D.Williams	MLB	59 L.Kuechly
TE	87 G.Swaim	WLB	50 S.Lee	TE	88 G.Olsen	WLB	55 D.Mayo
FB	49 J.Olawale	CB	24 C.Awuzie	WR	11 T.Smith	LCB	24 J.Bradberry
WR	83 T.Williams	CB	31 B.Jones	QB	1 C.Newton	RCB	26 D.Jackson
QB	4 D.Prescott	FS	35 K.Frazier	WR	13 J.Wright	SS	21 D.Searcy
RB	21 E.Elliott	SS	38 J.Heath	RB	22 C.McCaffrey	FS	29 M.Adams

## Substitutions

K 2 B.Maher, P 6 C.Jones, RB 10 T.Austin, WR 11 C.Beasley, WR 13 M.Gallup, WR 17 A.Hurns, DB 27 J.Lewis, RB 45 R.Smith, LB 48 J.Thomas, LB 53 J. March-Lillard, LB 55 L.Vander Esch, LB 57 D.Wilson, T 75 C.Fleming, TE 86 D.Schultz, TE 89 B.Jarwin, LS 91 L.Ladouceur, DE 92 D.Armstrong, DT 93 D.Ross, DE 94 R.Gregory, DT 96 M.Collins

## Substitutions

P 5 M.Palardy, K 9 G.Gano, WR 12 D.Moore, WR 18 D.Byrd, RB 20 C.Anderson, DB 28 R.Gaulden, DB 35 C.Elder, RB 40 A.Armah, CB 41 C.Munnerlyn, DB 42 C.Jones, LS 44 J.Jansen, LB 52 J.Norris, LB 53 B.Jacobs, LB 56 J.Carter, G 65 A.Silatolu, C 69 T.Larsen, T 77 C.Robinson, TE 80 I.Thomas, TE 82 C.Manhertz, DE 90 J.Peppers, DE 91 B.Cox, DT 92 V.Butler, NT 93 K.Love

## Did Not Play

QB 7 C.Rush, DB 20 I.Campbell, DB 23 T.Robinson, G 78 K.Edwards

## Did Not Play

QB 6 T.Heinicke

## Not Active

QB 3 Mi.White, DB 25 X.Woods, DE 56 D.Jones, LB 59 C.Covington, G 61 A.Redmond, C 72 T.Frederick, TE 80 R.Gathers

## Not Active

WR 10 C.Samuel, DB 31 L.Doss, RB 34 C.Artis-Payne, LB 57 A.Smith, G 63 B.Mahon, DE 94 E.Obada, LB 98 M.Haynes

## Field Goals (made ( ) & missed)

B.Maher		47WR	G.Gano		(27)		
			1	2	3	4	OT
VISITOR:	Dallas Cowboys		0	0	0	8	0
HOME:	Carolina Panthers		0	10	0	6	0
							Total
							8
							16

## Scoring Plays

Team	Qtr	Time	Play Description (Extra Point) (Drive Info)	Visitor	Home
Panthers	2	8:50	C.Newton 4 yd. run (G.Gano kick) (7-35, 3:28)	0	7
Panthers	2	0:03	G.Gano 27 yd. Field Goal (11-53, 2:41)	0	10
Panthers	4	14:12	A.Armah 1 yd. run (run failed) (6-63, 3:25)	0	16
Cowboys	4	8:51	E.Elliott 4 yd. run (D.Prescott run) (10-75, 5:21)	8	16
Paid Attendance: 74,532				Time: 3:02	

# Final Individual Statistics

Dallas Cowboys									Carolina Panthers												
RUSHING			ATT	YDS	AVG	LG	TD		RUSHING			ATT	YDS	AVG	LG	TD					
E.Elliott			15	69	4.6	17	1		C.Newton			13	58	4.5	29	1					
D.Prescott			5	19	3.8	9	0		C.McCaffrey			10	50	5.0	15	0					
R.Smith			1	5	5.0	5	0		C.Anderson			7	35	5.0	9	0					
T.Austin			1	1	1.0	1	0		D.Moore			1	3	3.0	3	0					
									A.Armah			1	1	1.0	1	1					
Total			22	94	4.3	17	1		Total			32	147	4.6	29	2					
PASSING			ATT	CMP	YDS	SK/YD	TD	LG	IN	RT	PASSING			ATT	CMP	YDS	SK/YD	TD	LG	IN	RT
D.Prescott			29	19	170	6/32	0	20	0	81.1	C.Newton			26	17	161	3/15	0	19	0	82.4
Total			29	19	170	6/32	0	20	0	81.1	Total			26	17	161	3/15	0	19	0	82.4
PASS RECEIVING			TAR	REC	YDS	AVG	LG	TD	PASS RECEIVING			TAR	REC	YDS	AVG	LG	TD				
C.Beasley			8	7	73	10.4	17	0	C.McCaffrey			9	6	45	7.5	14	0				
D.Thompson			5	3	27	9.0	13	0	D.Funchess			5	3	41	13.7	15	0				
G.Swaim			4	3	18	6.0	11	0	J.Wright			5	3	23	7.7	10	0				
E.Elliott			4	3	17	5.7	13	0	G.Olsen			2	2	33	16.5	19	0				
A.Hurns			3	1	20	20.0	20	0	I.Thomas			2	2	4	2.0	7	0				
M.Gallup			1	1	9	9.0	9	0	T.Smith			2	1	15	15.0	15	0				
T.Williams			2	1	6	6.0	6	0													
R.Smith			1	0	0	0.0	0	0													
B.Jarwin			1	0	0	0.0	0	0													
Total			29	19	170	8.9	20	0	Total			25	17	161	9.5	19	0				
INTERCEPTIONS			NO	YDS	AVG	LG	TD	INTERCEPTIONS			NO	YDS	AVG	LG	TD						
Total			0	0	0	0	0	Total			0	0	0	0	0						
PUNTING			NO	YDS	AVG	NET	TB	IN20	LG	PUNTING			NO	YDS	AVG	NET	TB	IN20	LG		
C.Jones			6	293	48.8	38.5	0	2	56	M.Palardy			6	287	47.8	42.3	1	3	52		
Total			6	293	48.8	38.5	0	2	56	Total			6	287	47.8	42.3	1	3	52		
PUNT RETURNS			NO	YDS	AVG	FC	LG	TD	PUNT RETURNS			NO	YDS	AVG	FC	LG	TD				
T.Austin			2	13	6.5	2	15	0	D.Byrd			3	47	15.7	1	30	0				
C.Beasley			0	0	0.0	1	0	0	D.Moore			1	15	15.0	1	15	0				
[TOUCHBACK]			1	0	0.0	0	0	0													
Total			2	13	6.5	3	15	0	Total			4	62	15.5	2	30	0				
KICKOFF RETURNS			NO	YDS	AVG	FC	LG	TD	KICKOFF RETURNS			NO	YDS	AVG	FC	LG	TD				
[TOUCHBACK]			4	0	0.0	0	0	0	[TOUCHBACK]			2	0	0.0	0	0	0				
Total			0	0	0.0	0	0	0	Total			0	0	0.0	0	0	0				

Dallas Cowboys

FUMBLES	FUM	LOST	OWN-REC	YDS	TD	FORCED	OPP-REC	YDS	TD	OUT-BDS
D.Prescott	1	1	0	0	0	0	0	0	0	0
C.Awuzie	0	0	0	0	0	1	0	0	0	0
D.Ross	0	0	0	0	0	1	0	0	0	0
D.Lawrence	0	0	0	0	0	0	1	5	0	0
Total	1	1	0	0	0	2	1	5	0	0

Carolina Panthers

FUMBLES	FUM	LOST	OWN-REC	YDS	TD	FORCED	OPP-REC	YDS	TD	OUT-BDS
J.Wright	1	0	1	0	0	0	0	0	0	0
C.McCaffrey	1	1	0	0	0	0	0	0	0	0
M.Addison	0	0	0	0	0	1	0	0	0	0
C.Munnerlyn	0	0	0	0	0	0	1	0	0	0
Total	2	1	1	0	0	1	1	0	0	0

Dallas Cowboys vs Carolina Panthers  
9/9/2018 at Bank of America Stadium

# Final Team Statistics

	Visitor Cowboys	Home Panthers
<b>TOTAL FIRST DOWNS</b>	17	20
By Rushing	4	9
By Passing	10	9
By Penalty	3	2
<b>THIRD DOWN EFFICIENCY</b>	2-11-18%	4-12-33%
<b>FOURTH DOWN EFFICIENCY</b>	0-1-0%	0-0-0%
<b>TOTAL NET YARDS</b>	232	293
Total Offensive Plays (inc. times thrown passing)	57	61
Average gain per offensive play	4.1	4.8
<b>NET YARDS RUSHING</b>	94	147
Total Rushing Plays	22	32
Average gain per rushing play	4.3	4.6
Tackles for a loss-number and yards	2-2	2-2
<b>NET YARDS PASSING</b>	138	146
Times thrown - yards lost attempting to pass	6-32	3-15
Gross yards passing	170	161
<b>PASS ATTEMPTS-COMPLETIONS-HAD INTERCEPTED</b>	29-19-0	26-17-0
Avg gain per pass play (inc.# thrown passing)	3.9	5.0
<b>KICKOFFS Number-In End Zone-Touchbacks</b>	2-2-2	4-4-4
<b>PUNTS Number and Average</b>	6-48.8	6-47.8
Had Blocked	0	0
<b>FGs - PATs Had Blocked</b>	0-0	0-0
<b>Net Punting Average</b>	38.5	42.3
<b>TOTAL RETURN YARDAGE (Not Including Kickoffs)</b>	13	62
No. and Yards Punt Returns	2-13	4-62
No. and Yards Kickoff Returns	0-0	0-0
No. and Yards Interception Returns	0-0	0-0
<b>PENALTIES Number and Yards</b>	10-85	9-80
<b>FUMBLES Number and Lost</b>	1-1	2-1
<b>TOUCHDOWNS</b>	1	2
Rushing	1	2
Passing	0	0
<b>EXTRA POINTS Made-Attempts</b>	1-1	1-2
Kicking Made-Attempts	0-0	1-1
Rushing Made-Attempts	1-1	0-1
<b>FIELD GOALS Made-Attempts</b>	0-1	1-1
<b>RED ZONE EFFICIENCY</b>	1-1-100%	2-5-40%
<b>GOAL TO GO EFFICIENCY</b>	0-0-0%	2-2-100%
<b>SAFETIES</b>	0	0
<b>FINAL SCORE</b>	8	16
<b>TIME OF POSSESSION</b>	29:24	30:36

# Ball Possession And Drive Chart

## Dallas Cowboys

#	Time Recd	Time Lost	Time Poss	How Ball Obtained	Drive Began	# Play	Yds Gain	Yds Pen	Net Yds	1st Down	Last Scrm	How Given Up
1	15:00	12:20	2:40	Kickoff	DAL 25	3	3	-15	-12	0	DAL 13	Punt
2	6:36	2:12	4:24	Fumble	DAL 10	7	40	-5	35	3	DAL 45	Punt
3	14:01	12:18	1:43	Punt	DAL 14	3	0	0	0	0	DAL 14	Punt
4	8:50	7:07	1:43	Kickoff	DAL 25	3	-1	0	-1	0	DAL 24	Punt
5	5:42	2:44	2:58	Punt	DAL 17	5	19	0	19	1	DAL 36	Punt
6	0:03	0:00	0:03	Kickoff	DAL 25	1	-1	0	-1	0	DAL 25	End of Half
7	11:46	8:16	3:30	Punt	DAL 8	7	46	0	46	2	CAR 46	Punt
8	6:36	2:37	3:59	Punt	DAL 45	8	36	-10	26	2	CAR 29	Missed FG
9	14:12	8:51	5:21	Kickoff	DAL 25	10	65	10	75	6	* CAR 4	Touchdown
10	4:52	2:13	2:39	Punt	DAL 21	8	31	0	31	3	CAR 48	Downs
11	1:51	1:27	0:24	Punt	DAL 20	3	-6	0	-6	0	DAL 23	Fumble

(235) Average DAL 21

## Carolina Panthers

#	Time Recd	Time Lost	Time Poss	How Ball Obtained	Drive Began	# Play	Yds Gain	Yds Pen	Net Yds	1st Down	Last Scrm	How Given Up
1	12:20	6:36	5:44	Punt	CAR 32	9	58	5	63	3	* DAL 5	Fumble
2	2:12	14:01	3:11	Punt	CAR 18	7	45	-10	35	2	DAL 47	Punt
3	12:18	8:50	3:28	Punt	DAL 35	7	35	0	35	3	* DAL 4	Touchdown
4	7:07	5:42	1:25	Punt	CAR 30	3	8	-5	3	0	CAR 33	Punt
5	2:44	0:03	2:41	Punt	CAR 38	11	63	-10	53	4	* DAL 9	Field Goal
6	15:00	11:46	3:14	Kickoff	CAR 25	5	12	5	17	2	CAR 42	Punt
7	8:16	6:36	1:40	Punt	CAR 15	3	5	0	5	0	CAR 20	Punt
8	2:37	14:12	3:25	Missed FG	CAR 37	6	58	5	63	5	* DAL 1	Touchdown
9	8:51	4:52	3:59	Kickoff	CAR 25	5	15	-15	0	1	CAR 25	Punt
10	2:13	1:51	0:22	Downs	CAR 48	3	0	0	0	0	CAR 48	Punt
11	1:27	0:00	1:27	Fumble	DAL 14	3	-6	-5	-11	0	* DAL 22	End of Game

(419) Average CAR 38

\* inside opponent's 20

## Time of Possession by Quarter

Visitor	Home	1st	2nd	3rd	4th	OT	Total
Dallas Cowboys	Carolina Panthers	7:04	6:27	7:29	8:24		29:24
		7:56	8:33	7:31	6:36		30:36

## Kickoff Drive No.-Start Average

Cowboys: 4 - DAL 25

Panthers: 2 - CAR 25

**Dallas Cowboys vs Carolina Panthers**  
**9/9/2018 at Bank of America Stadium**

# Final Defensive Statistics

**Dallas Cowboys**

**Regular Defensive Plays**

**Special Teams**

**Misc**

	TKL	AST	COMB	SK	/ YDS	TFL	Q	IN	PD	FF	FR	TKL	AST	FF	FR	BL	TKL	AST	FF	FR
D.Lawrence	6	1	7	1	7	3	1	0	0	0	1	0	0	0	0	0	0	0	0	0
K.Frazier	4	3	7	0	0	1	0	0	1	0	0	0	1	0	0	0	0	0	0	0
J.Heath	5	1	6	0	0	0	0	0	0	0	0	0	0	0	0	0	0	0	0	0
B.Jones	5	0	5	0	0	0	0	0	0	0	0	0	0	0	0	0	0	0	0	0
C.Awuzie	4	0	4	0	0	0	0	0	0	1	0	0	0	0	0	0	0	0	0	0
J.Smith	3	1	4	1	0	0	1	0	0	0	0	0	0	0	0	0	0	0	0	0
S.Lee	1	3	4	0	0	0	1	0	1	0	0	0	0	0	0	0	0	0	0	0
A.Brown	2	1	3	0	0	0	0	0	1	0	0	0	0	0	0	0	0	0	0	0
T.Crawford	2	1	3	0	0	0	0	0	0	0	0	0	0	0	0	0	0	0	0	0
L.Vander Esch	2	1	3	0	0	0	0	0	0	0	0	0	0	0	0	0	0	0	0	0
T.Charlton	1	2	3	0	0	0	0	0	1	0	0	0	0	0	0	0	0	0	0	0
D.Ross	1	1	2	0	0	0	0	0	0	1	0	0	0	0	0	0	0	0	0	0
A.Woods	1	1	2	0	0	0	0	0	0	0	0	0	0	0	0	0	0	0	0	0
D.Armstrong	0	2	2	0	0	0	0	0	0	0	0	0	0	0	0	0	0	0	0	0
M.Collins	1	0	1	1	8	1	1	0	0	0	0	0	0	0	0	0	0	0	0	0
D.Wilson	1	0	1	0	0	0	0	0	0	0	0	0	0	0	0	0	0	0	0	0
J.Thomas	0	1	1	0	0	0	0	0	0	0	0	1	1	0	0	0	0	0	0	0
J.March-Lillard	0	1	1	0	0	0	0	0	0	0	0	0	0	0	0	0	0	0	0	0
R.Smith	0	0	0	0	0	0	0	0	0	0	0	1	0	0	0	0	0	0	0	0
J.Olawale	0	0	0	0	0	0	0	0	0	0	0	0	2	0	0	0	0	0	0	0
G.Swaim	0	0	0	0	0	0	0	0	0	0	0	0	0	0	0	0	1	0	0	0
<b>Total</b>	<b>39</b>	<b>20</b>	<b>59</b>	<b>3</b>	<b>15</b>	<b>5</b>	<b>4</b>	<b>0</b>	<b>4</b>	<b>2</b>	<b>1</b>	<b>2</b>	<b>4</b>	<b>0</b>	<b>0</b>	<b>0</b>	<b>1</b>	<b>0</b>	<b>0</b>	<b>0</b>

**TKL = Tackle AST = Assist COMB = Combined QH=QB Hit IN = Interception PD = Pass Defense FF = Forced Fumble FR = Fumble Recovery**

**Carolina Panthers**

**Regular Defensive Plays**

**Special Teams**

**Misc**

	TKL	AST	COMB	SK	/ YDS	TFL	QH	IN	PD	FF	FR	TKL	AST	FF	FR	BL	TKL	AST	FF	FR
L.Kuechly	11	2	13	0	0	0	0	0	0	0	0	0	0	0	0	0	0	0	0	0
S.Thompson	5	4	9	1	7	1	1	0	0	0	0	0	0	0	0	0	0	0	0	0
D.Jackson	4	1	5	0	0	0	0	0	0	0	0	0	0	0	0	0	0	0	0	0
M.Adams	2	3	5	0	0	0	0	0	0	0	0	0	0	0	0	0	0	0	0	0
D.Searcy	2	1	3	0	0	0	0	0	0	0	0	0	0	0	0	0	0	0	0	0
M.Addison	1	2	3	1.5	9.5	0	2	0	0	1	0	0	0	0	0	0	0	0	0	0
W.Horton	1	2	3	1.5	5.5	1	2	0	0	0	0	0	0	0	0	0	0	0	0	0
V.Butler	0	3	3	0	0	0	0	0	0	0	0	0	0	0	0	0	0	0	0	0
K.Short	2	0	2	2	10	2	4	0	0	0	0	0	0	0	0	0	0	0	0	0
C.Munnerlyn	2	0	2	0	0	0	0	0	0	0	1	0	0	0	0	0	0	0	0	0
B.Cox	1	1	2	0	0	0	0	0	0	0	0	0	0	0	0	0	0	0	0	0
K.Love	1	1	2	0	0	0	0	0	0	0	0	0	0	0	0	0	0	0	0	0
C.Jones	1	1	2	0	0	0	0	0	0	0	0	0	0	0	0	0	0	0	0	0
J.Bradberry	1	0	1	0	0	0	0	0	0	0	0	0	0	0	0	0	0	0	0	0
J.Peppers	0	1	1	0	0	0	1	0	0	0	0	0	0	0	0	0	0	0	0	0
D.Mayo	0	1	1	0	0	0	0	0	0	0	0	0	0	0	0	0	0	0	0	0
I.Thomas	0	0	0	0	0	0	0	0	0	0	0	1	0	0	0	0	0	0	0	0
J.Norris	0	0	0	0	0	0	0	0	0	0	0	1	0	0	0	0	0	0	0	0
D.Moore	0	0	0	0	0	0	0	0	0	0	0	0	0	0	0	0	1	0	0	0
J.Wright	0	0	0	0	0	0	0	0	0	0	0	0	0	0	0	0	0	0	0	1
<b>Total</b>	<b>34</b>	<b>23</b>	<b>57</b>	<b>6</b>	<b>32</b>	<b>4</b>	<b>10</b>	<b>0</b>	<b>0</b>	<b>1</b>	<b>1</b>	<b>2</b>	<b>0</b>	<b>0</b>	<b>0</b>	<b>0</b>	<b>1</b>	<b>0</b>	<b>0</b>	<b>1</b>

Dallas Cowboys vs Carolina Panthers  
9/9/2018 at Bank of America Stadium

First Half Summary

PERIOD SCORES			TIME OF POSSESSION		
Cowboys	0	0 = 0	Cowboys	13:31	
Panthers	0	10 = 10	Panthers	16:29	

Scoring Plays							
Team	Qtr	Time	Play Description (Extra Point) (Drive Info)			Visitor	Home
Panthers	2	8:50	C.Newton 4 yd. run (G.Gano kick) (7-35, 3:28)			0	7
Panthers	2	0:03	G.Gano 27 yd. Field Goal (11-53, 2:41)			0	10

	Dallas Cowboys	Carolina Panthers
TOTAL FIRST DOWNS	4	12
First Downs Rushing-Passing-by Penalty	0 - 3 - 1	6 - 5 - 1
THIRD DOWN EFFICIENCY	0-5-0%	4-7-57%
TOTAL NET YARDS	60	209
Total Offensive Plays	22	36
NET YARDS RUSHING	23	107
NET YARDS PASSING	37	102
Gross Yards Passing	46	102
Times thrown-yards lost attempting to pass	2-9	1-0
Pass Attempts-Completions-Had Intercepted	10 - 6 - 0	18 - 11 - 0
Punts-Number and Average	5 - 52.4	2 - 41.5
Penalties-Number and Yards	6 - 60	5 - 45
Fumbles-Number and Lost	0 - 0	2 - 1
Red Zone Efficiency	0-0-0%	1-3-33%
Average Drive Start	DAL 19	CAR 37

Dallas Cowboys										Carolina Panthers									
RUSHING										RUSHING									
	ATT	YDS	AVG	LG	TD						ATT	YDS	AVG	LG	TD				
E.Elliott	7	18	2.6	7	0	C.Newton				7	64	9.1	29	1					
R.Smith	1	5	5.0	5	0	C.McCaffrey				6	26	4.3	13	0					
T.Austin	1	1	1.0	1	0	C.Anderson				3	14	4.7	7	0					
D.Prescott	1	-1	-1.0	-1	0	D.Moore				1	3	3.0	3	0					
Total	10	23	2.3	7	0	Total				17	107	6.3	29	1					
PASSING										PASSING									
	ATT	CMP	YDS	SK/YD	TD	LG	IN	RT			ATT	CMP	YDS	SK/YD	TD	LG	IN	RT	
D.Prescott	10	6	46	2/9	0	11	0	71.2	C.Newton		18	11	102	1/0	0	19	0	76.6	
Total	10	6	46	2/9	0	11	0	71.3	Total		18	11	102	1/0	0	19	0	76.6	
PASS RECEIVING										PASS RECEIVING									
	TAR	REC	YDS	AVG	LG	TD					TAR	REC	YDS	AVG	LG	TD			
G.Swaim	3	3	18	6.0	11	0	C.McCaffrey			6	4	24	6.0	14	0				
C.Beasley	2	2	19	9.5	11	0	J.Wright			4	3	23	7.7	10	0				
M.Gallup	1	1	9	9.0	9	0	G.Olsen			2	2	33	16.5	19	0				
A.Hurns	1	0	0	0.0	0	0	T.Smith			2	1	15	15.0	15	0				
B.Jarwin	1	0	0	0.0	0	0	I.Thomas			1	1	7	7.0	7	0				
R.Smith	1	0	0	0.0	0	0	D.Funchess			2	0	0	0.0	0	0				
T.Williams	1	0	0	0.0	0	0													
Total	10	6	46	7.7	11	0	Total			17	11	102	9.3	19	0				

Dallas Cowboys														Carolina Panthers									
Regular Defensive Plays														Special Teams									
	TKL	AST	COMB	SK	/ YDS	TFL	Q	IN	PD	FF	FR			TKL	AST	FF	FR	BL	TKL	AST	FF	FR	
K.Frazier	3	1	4	0	0	0	0	0	1	0	0	0	0	0	1	0	0	0	0	0	0	0	0
D.Lawrence	3	1	4	0	0	0	0	0	0	0	0	1	0	0	0	0	0	0	0	0	0	0	0
C.Awuzie	3	0	3	0	0	0	0	0	0	1	0	0	0	0	0	0	0	0	0	0	0	0	0
J.Heath	3	0	3	0	0	0	0	0	0	0	0	0	0	0	0	0	0	0	0	0	0	0	0
Total	12	2	14	0	0	0	0	0	1	1	1	0	0	0	1	0	0	0	0	0	0	0	0



## First Half Summary

Play By Play

First Quarter

9/9/2018

CAR wins the coin toss and elects to defer. DAL elects to Receive, and CAR elects to defend the east goal.

G.Gano kicks 65 yards from CAR 35 to end zone, Touchback.

Dallas Cowboys at 15:00

- 1-10-DAL 25 (15:00) E.Elliott right guard to DAL 24 for -1 yards (D.Mayo; M.Addison).
- 2-11-DAL 24 (14:26) (Shotgun) D.Prescott pass short left to T.Austin to DAL 21 for -3 yards (M.Addison).  
*PENALTY on DAL-T.Smith, Illegal Block Above the Waist, 10 yards, enforced at DAL 24 - No Play.*
- 2-21-DAL 14 (14:01) (Shotgun) E.Elliott right end to DAL 14 for no gain (L.Kuechly; M.Adams).
- 3-21-DAL 14 (13:19) (Shotgun) *PENALTY on DAL-D.Prescott, Delay of Game, 5 yards, enforced at DAL 14 - No Play.*
- 3-26-DAL 9 (13:02) (Shotgun) E.Elliott right tackle to DAL 13 for 4 yards (L.Kuechly).
- 4-22-DAL 13 (12:26) C.Jones punts 55 yards to CAR 32, Center-L.Ladouceur, fair catch by D.Byrd.

Carolina Panthers at 12:20

- 1-10-CAR 32 (12:20) (Shotgun) C.Newton pass short right to C.McCaffrey to CAR 32 for no gain (A.Woods).
- 2-10-CAR 32 (11:44) (Shotgun) C.Newton up the middle to CAR 32 for no gain (D.Lawrence).
- 3-10-CAR 32 (11:03) (Shotgun) C.Newton pass incomplete short right to D.Funchess.  
*PENALTY on DAL-D.Lawrence, Roughing the Passer, 15 yards, enforced at CAR 32 - No Play.* X1
- 1-10-CAR 47 (10:58) C.Newton pass incomplete deep left to D.Funchess.  
*PENALTY on CAR-T.Moton, Offensive Holding, 10 yards, enforced at CAR 47 - No Play.*
- 1-20-CAR 37 (10:52) (Shotgun) D.Moore left end pushed ob at CAR 40 for 3 yards (A.Brown).
- 2-17-CAR 40 (10:18) (Shotgun) C.Newton up the middle to DAL 44 for 16 yards (K.Frazier).
- 3-1-DAL 44 (9:35) A.Silatolu reported in as eligible. C.Newton up the middle to DAL 42 for 2 yards (D.Armstrong; A.Woods). R2
- 1-10-DAL 42 (8:56) (Shotgun) C.Newton left end to DAL 13 for 29 yards (J.Heath). R3
- 1-10-DAL 13 (8:06) C.Anderson right guard to DAL 12 for 1 yard (K.Frazier; D.Ross).
- 2-9-DAL 12 (7:22) C.Newton pass short left to I.Thomas pushed ob at DAL 5 for 7 yards (C.Awuzie).
- 3-2-DAL 5 (6:42) A.Silatolu reported in as eligible. C.McCaffrey up the middle to DAL 5 for no gain (D.Ross). FUMBLES (D.Ross), RECOVERED by DAL-D.Lawrence at DAL 5. D.Lawrence to DAL 10 for 5 yards (D.Moore).

Dallas Cowboys at 6:36

- 1-10-DAL 10 (6:36) D.Prescott pass incomplete short right to T.Williams.
- 2-10-DAL 10 (6:29) (Shotgun) D.Prescott pass short middle to C.Beasley to DAL 21 for 11 yards (L.Kuechly). P1
- 1-10-DAL 21 (5:50) (Shotgun) D.Prescott pass incomplete short middle to M.Gallup.  
*PENALTY on CAR-C.Munnerlyn, Defensive Holding, 5 yards, enforced at DAL 21 - No Play.* X2
- 1-10-DAL 26 (5:46) E.Elliott left tackle to DAL 28 for 2 yards (D.Jackson).
- 2-8-DAL 28 (5:14) D.Prescott pass short left to G.Swaim to DAL 39 for 11 yards (L.Kuechly). P3
- 1-10-DAL 39 (4:33) E.Elliott up the middle to DAL 42 for 3 yards (B.Cox, V.Butler).
- 2-7-DAL 42 (3:48) D.Prescott pass incomplete short left to E.Elliott.  
*PENALTY on DAL-T.Smith, Offensive Holding, 10 yards, enforced at DAL 42 - No Play.*
- 2-17-DAL 32 (3:42) (Shotgun) R.Smith right tackle to DAL 37 for 5 yards (L.Kuechly).
- 3-12-DAL 37 (3:01) (Shotgun) D.Prescott pass short left to C.Beasley to DAL 45 for 8 yards (L.Kuechly).
- 4-4-DAL 45 (2:24) C.Jones punts 51 yards to CAR 4, Center-L.Ladouceur. D.Byrd to CAR 18 for 14 yards (J.Thomas).

Carolina Panthers at 2:12

- 1-10-CAR 18 (2:12) C.Newton pass short middle to G.Olsen to CAR 32 for 14 yards (S.Lee). P4
- 1-10-CAR 32 (1:33) (Shotgun) C.Newton pass deep right to D.Funchess to CAR 39 for 7 yards (C.Awuzie; J.Smith).  
*PENALTY on CAR-T.Turner, Offensive Holding, 10 yards, enforced at CAR 32 - No Play.*
- 1-20-CAR 22 (:59) (Shotgun) C.Newton pass incomplete short left to D.Funchess (T.Charlton).
- 2-20-CAR 22 (:55) (Shotgun) C.Newton pass deep right to G.Olsen to CAR 41 for 19 yards (K.Frazier).
- 3-1-CAR 41 (:10) C.Newton right end pushed ob at DAL 47 for 12 yards (C.Awuzie). R5

END OF QUARTER

	Time		First Downs				Efficiencies	
	Score	Poss	R	P	X	T	3 Down	4 Down
Dallas Cowboys	0	7:04	0	2	1	3	0/2	0/0
Carolina Panthers	0	7:56	3	1	1	5	2/3	0/0

## Play By Play

## Second Quarter

9/9/2018

Carolina Panthers continued.

- 1-10-DAL 47 (15:00) (Shotgun) C.McCaffrey right end to DAL 47 for no gain (D.Lawrence; S.Lee).  
 2-10-DAL 47 (14:19) (Shotgun) C.Newton pass incomplete short right to C.McCaffrey (K.Frazier).  
 3-10-DAL 47 (14:13) (Shotgun) C.Newton pass incomplete short right to J.Wright (A.Brown) [S.Lee].  
 Timeout #1 by DAL at 14:08.  
 4-10-DAL 47 (14:08) M.Palardy punts 33 yards to DAL 14, Center-J.Jansen, fair catch by C.Beasley.

## Dallas Cowboys at 14:01

- 1-10-DAL 14 (14:01) D.Prescott sacked at DAL 7 for -7 yards (S.Thompson).  
 2-17-DAL 7 (13:20) (Shotgun) E.Elliott left guard to DAL 14 for 7 yards (B.Cox; S.Thompson).  
 3-10-DAL 14 (12:38) (Shotgun) D.Prescott pass incomplete short right to R.Smith.  
 4-10-DAL 14 (12:33) C.Jones punts 51 yards to CAR 35, Center-L.Ladouceur. D.Byrd to DAL 35 for 30 yards (R.Smith).

## Carolina Panthers at 12:18

- 1-10-DAL 35 (12:18) (Shotgun) C.McCaffrey right guard to DAL 30 for 5 yards (J.Thomas; S.Lee).  
 2-5-DAL 30 (11:36) (Shotgun) C.McCaffrey left guard to DAL 27 for 3 yards (T.Charlton; T.Crawford).  
 Timeout #1 by CAR at 10:52.  
 3-2-DAL 27 (10:52) (Shotgun) C.Newton pass short right to J.Wright to DAL 22 for 5 yards (A.Brown).  
1-10-DAL 22 (10:16) (Shotgun) C.Newton pass incomplete short middle to T.Smith (S.Lee).  
 2-10-DAL 22 (10:11) (Shotgun) C.McCaffrey up the middle to DAL 9 for 13 yards (D.Lawrence, A.Brown).  
1-9-DAL 9 (9:26) (Shotgun) C.McCaffrey up the middle to DAL 4 for 5 yards (D.Lawrence).  
 2-4-DAL 4 **(8:54) (Shotgun) C.Newton right tackle for 4 yards, TOUCHDOWN.**  
 G.Gano extra point is GOOD, Center-J.Jansen, Holder-M.Palardy.

P6

R7

R8

DAL 0 CAR 7, 7 plays, 35 yards, 3:28 drive, 6:10 elapsed

G.Gano kicks 65 yards from CAR 35 to end zone, Touchback.

## Dallas Cowboys at 8:50

- 1-10-DAL 25 (8:50) T.Austin right end to DAL 26 for 1 yard (M.Adams; D.Jackson).  
 2-9-DAL 26 (8:09) (Shotgun) D.Prescott sacked at DAL 24 for -2 yards (K.Short).  
 3-11-DAL 24 (7:25) (Shotgun) D.Prescott pass incomplete deep right to A.Hurns.  
 4-11-DAL 24 (7:20) C.Jones punts 49 yards to CAR 27, Center-L.Ladouceur. D.Byrd to CAR 30 for 3 yards (J.Thomas; J.Olawale).

## Carolina Panthers at 7:07

- 1-10-CAR 30 (7:07) *PENALTY on CAR-C.Manhertz, False Start, 5 yards, enforced at CAR 30 - No Play.*  
 1-15-CAR 25 (7:07) C.Newton pass short left to C.McCaffrey to CAR 32 for 7 yards (L.Vander Esch).  
 2-8-CAR 32 (6:27) (Shotgun) C.Newton left tackle to CAR 33 for 1 yard (J.Heath).  
 3-7-CAR 33 (5:55) (Shotgun) C.Newton pass incomplete deep left to D.Funchess.  
 4-7-CAR 33 (5:49) M.Palardy punts 50 yards to DAL 17, Center-J.Jansen, fair catch by T.Austin.

## Dallas Cowboys at 5:42

- 1-10-DAL 17 (5:42) (Shotgun) D.Prescott pass short right to M.Gallup to DAL 26 for 9 yards (J.Bradberry).  
 2-1-DAL 26 (5:03) (Shotgun) D.Prescott pass short right to G.Swaim to DAL 33 for 7 yards (S.Thompson).  
1-10-DAL 33 (4:24) (Shotgun) E.Elliott right guard to DAL 36 for 3 yards (M.Adams; V.Butler).  
 2-7-DAL 36 (3:47) (Shotgun) D.Prescott pass short right to G.Swaim to DAL 36 for no gain (M.Adams).  
 3-7-DAL 36 (3:03) (No Huddle, Shotgun) D.Prescott pass incomplete deep left to B.Jarwin.  
 4-7-DAL 36 (2:55) C.Jones punts 56 yards to CAR 8, Center-L.Ladouceur. D.Moore to CAR 23 for 15 yards (J.Olawale; K.Frazier).  
*PENALTY on DAL-A.Brown, Unsportsmanlike Conduct, 15 yards, enforced at CAR 23.*

P4

## Carolina Panthers at 2:44

- 1-10-CAR 38 (2:44) C.Anderson left guard to CAR 45 for 7 yards (B.Jones).  
 2-3-CAR 45 (2:18) C.Anderson left guard to DAL 49 for 6 yards (D.Wilson).

R9

## Two-Minute Warning

- 1-10-DAL 49 (2:00) (Shotgun) C.Newton pass short right to J.Wright to DAL 39 for 10 yards (C.Awuzie). FUMBLES (C.Awuzie), and recovers at DAL 39. J.Wright to DAL 39 for no gain (T.Crawford).  
 Timeout #2 by DAL at 02:00.  
1-10-DAL 39 (1:40) (Shotgun) C.Newton pass incomplete deep right to C.McCaffrey.  
 2-10-DAL 39 (1:35) (Shotgun) C.Newton pass short right to T.Smith to DAL 24 for 15 yards (K.Frazier).

P10

P11

Dallas Cowboys vs Carolina Panthers at Bank of America Stadium

1-10-DAL 24	(1:11) (No Huddle, Shotgun) C.Newton pass short left to J.Wright to DAL 16 for 8 yards (J.Smith).	
2-2-DAL 16	(:45) (No Huddle, Shotgun) C.Newton pass incomplete short left to D.Funchess. <i>PENALTY on CAR-R.Kalil, Face Mask (15 Yards), 15 yards, enforced at DAL 16 - No Play.</i>	
2-17-DAL 31	(:45) (No Huddle, Shotgun) C.Newton pass short left to C.McCaffrey to DAL 17 for 14 yards (B.Jones). Timeout #2 by CAR at 00:35.	
3-3-DAL 17	(:35) (Shotgun) C.Newton pass short right to C.McCaffrey to DAL 14 for 3 yards (J.Heath). Timeout #3 by CAR at 00:30.	P12
1-10-DAL 14	(:30) (Shotgun) <i>PENALTY on DAL-D.Lawrence, Neutral Zone Infraction, 5 yards, enforced at DAL 14 - No Play.</i>	
1-5-DAL 9	(:30) (Shotgun) C.Newton sacked at DAL 9 for 0 yards (J.Smith).	
2-5-DAL 9	(:08) C.Newton spiked the ball to stop the clock.	
3-5-DAL 9	(:07) <b>G.Gano 27 yard field goal is GOOD, Center-J.Jansen, Holder-M.Palardy.</b>	

DAL 0 CAR 10, 11 plays, 53 yards, 1 penalty, 2:41 drive, 14:57 elapsed

G.Gano kicks 65 yards from CAR 35 to end zone, Touchback.

Dallas Cowboys at 0:03

1-10-DAL 25 (:03) D.Prescott kneels to DAL 24 for -1 yards.

END OF QUARTER

	Score	Time Poss	First Downs				Efficiencies	
			R	P	X	T	3 Down	4 Down
Dallas Cowboys	0	6:27	0	1	0	1	0/3	0/0
Carolina Panthers	10	8:33	3	4	0	7	2/4	0/0

Third Quarter

9/9/2018

Play By Play

CAR elects to Receive, and DAL elects to defend the West goal.  
B.Maher kicks 65 yards from DAL 35 to end zone, Touchback.

Carolina Panthers at 15:00

1-10-CAR 25	(15:00) C.Newton pass short left to C.McCaffrey pushed ob at CAR 39 for 14 yards (J.Smith).	P13
<u>1-10-CAR 39</u>	(14:25) C.Anderson right tackle to CAR 48 for 9 yards (C.Awuzie).	
2-1-CAR 48	(14:25) <i>PENALTY on DAL-A.Woods, Encroachment, 5 yards, enforced at CAR 48 - No Play.</i>	X14
<u>1-10-DAL 47</u>	(13:29) C.Newton pass incomplete short right to C.McCaffrey.	
2-10-DAL 47	(13:24) (Shotgun) C.Newton pass short right to I.Thomas to 50 for -3 yards (K.Frazier).	
3-13-50	(12:37) (Shotgun) C.Newton sacked at CAR 42 for -8 yards (M.Collins).	
4-21-CAR 42	(11:54) M.Palardy punts 50 yards to DAL 8, Center-J.Jansen, fair catch by T.Austin.	

Dallas Cowboys at 11:46

1-10-DAL 8	(11:46) (Shotgun) E.Elliott right end to DAL 10 for 2 yards (S.Thompson; D.Searcy).	
2-8-DAL 10	(11:01) (Shotgun) D.Prescott pass deep right to A.Hurns to DAL 30 for 20 yards (S.Thompson).	P5
	<i>Penalty on CAR-D.Jackson, Illegal Contact, declined.</i>	
<u>1-10-DAL 30</u>	(10:32) (Shotgun) D.Prescott pass incomplete short right to C.Beasley.	
2-10-DAL 30	(10:28) (Shotgun) E.Elliott right tackle pushed ob at DAL 47 for 17 yards (D.Searcy).	R6
<u>1-10-DAL 47</u>	(9:49) (No Huddle, Shotgun) D.Prescott scrambles up the middle to CAR 48 for 5 yards (L.Kuechly).	
2-5-CAR 48	(9:10) E.Elliott up the middle to CAR 46 for 2 yards (K.Love; J.Peppers).	
3-3-CAR 46	(8:31) (Shotgun) D.Prescott pass incomplete deep right to G.Swain.	
4-3-CAR 46	(8:23) C.Jones punts 31 yards to CAR 15, Center-L.Ladouceur, fair catch by D.Moore.	

Carolina Panthers at 8:16

1-10-CAR 15	(8:16) (Shotgun) C.McCaffrey right guard to CAR 17 for 2 yards (S.Lee; K.Frazier).
2-8-CAR 17	(7:39) C.McCaffrey up the middle to CAR 20 for 3 yards (K.Frazier; J.Heath).
3-5-CAR 20	(6:52) (Shotgun) C.Newton pass incomplete short middle to J.Wright.
4-5-CAR 20	(6:48) M.Palardy punts 50 yards to DAL 30, Center-J.Jansen. T.Austin pushed ob at DAL 45 for 15 yards (I.Thomas).

Dallas Cowboys at 6:36

1-10-DAL 45	(6:36) (Shotgun) D.Prescott pass short middle to C.Beasley to CAR 44 for 11 yards (C.Munnerlyn).	P7
<u>1-10-CAR 44</u>	(6:12) (No Huddle, Shotgun) D.Prescott pass incomplete short right to E.Elliott.	
2-10-CAR 44	(6:08) (Shotgun) D.Prescott sacked at CAR 45 for -1 yards (sack split by W.Horton and M.Addison).	
3-11-CAR 45	(5:31) (Shotgun) D.Prescott pass short left to C.Beasley to CAR 29 for 16 yards (D.Searcy).	P8
<u>1-10-CAR 29</u>	(5:05) (No Huddle) E.Elliott left guard to CAR 26 for 3 yards (J.Peppers). CAR-V.Butler was injured during the play. His return is Probable. <i>PENALTY on DAL-L.Collins, Offensive Holding, 10 yards, enforced at CAR 29 - No Play.</i>	
1-20-CAR 39	(4:51) D.Prescott scrambles left tackle to CAR 36 for 3 yards (S.Thompson).	
2-17-CAR 36	(4:11) (No Huddle, Shotgun) D.Prescott pass short left to T.Williams to CAR 30 for 6 yards (D.Jackson).	
3-11-CAR 30	(3:28) (Shotgun) D.Prescott pass short right to E.Elliott to CAR 29 for 1 yard (M.Adams).	
4-10-CAR 29	(2:44) B.Maher 47 yard field goal is No Good, Wide Right, Center-L.Ladouceur, Holder-C.Jones.	

Carolina Panthers at 2:37

1-10-CAR 37	(2:37) (Shotgun) C.Newton pass short left to D.Funchess to DAL 48 for 15 yards (L.Vander Esch).	P15
<u>1-10-DAL 48</u>	(2:01) (Shotgun) C.McCaffrey left end to DAL 33 for 15 yards (B.Jones).	R16
<u>1-10-DAL 33</u>	(1:21) C.Anderson up the middle to DAL 29 for 4 yards (L.Vander Esch; D.Armstrong).	
2-6-DAL 29	(:37) C.Newton pass short left to D.Funchess to DAL 15 for 14 yards (B.Jones).	P17
<u>1-10-DAL 15</u>	(:11) (No Huddle) C.Anderson right guard to DAL 11 for 4 yards (D.Lawrence; J.Smith). <i>PENALTY on DAL-A.Woods, Defensive Offside, 5 yards, enforced at DAL 15 - No Play.</i>	

END OF QUARTER

	Score	Time	First Downs				Efficiencies	
		Poss	R	P	X	T	3 Down	4 Down
Dallas Cowboys	0	7:29	1	3	0	4	1/3	0/0
Carolina Panthers	10	7:31	1	3	1	5	0/2	0/0

## Play By Play

## Fourth Quarter

9/9/2018

Carolina Panthers continued.

1-5-DAL 10	(15:00) (Shotgun) C.Anderson right guard to DAL 1 for 9 yards (J.Heath, J.March-Lillard).	R18
<u>1-1-DAL 1</u>	<b>(14:16) A.Silatolu reported in as eligible. A.Armah up the middle for 1 yard, TOUCHDOWN.</b>	R19
	(Kick formation) TWO-POINT CONVERSION ATTEMPT. M.Palardy rushes left end. ATTEMPT FAILS.	

<b>DAL 0 CAR 16, 6 plays, 63 yards, 1 penalty, 3:25 drive, 0:48 elapsed</b>
---

G.Gano kicks 65 yards from CAR 35 to end zone, Touchback.

## Dallas Cowboys at 14:12

1-10-DAL 25	(14:12) (Shotgun) D.Prescott pass incomplete short left to M.Gallup.	
	<i>PENALTY on CAR-D.Jackson, Defensive Pass Interference, 10 yards, enforced at DAL 25 - No Play.</i>	X9
<u>1-10-DAL 35</u>	(14:08) (Shotgun) E.Elliott right tackle to CAR 49 for 16 yards (S.Thompson; C.Jones).	R10
<u>1-10-CAR 49</u>	(13:39) (No Huddle, Shotgun) E.Elliott left tackle to CAR 45 for 4 yards (K.Love).	
2-6-CAR 45	(13:06) (No Huddle, Shotgun) D.Prescott pass short middle to C.Beasley to CAR 39 for 6 yards (L.Kuechly).	P11
<u>1-10-CAR 39</u>	(12:43) (No Huddle, Shotgun) D.Prescott pass short middle to E.Elliott to CAR 36 for 3 yards (L.Kuechly).	
2-7-CAR 36	(12:16) (No Huddle, Shotgun) D.Prescott pass short left to D.Thompson to CAR 23 for 13 yards (C.Munnerlyn).	P12
	Timeout #1 by CAR at 11:39.	
<u>1-10-CAR 23</u>	(11:39) (Shotgun) D.Prescott pass short left to C.Beasley to CAR 19 for 4 yards (L.Kuechly) [K.Short].	
2-6-CAR 19	(10:59) (No Huddle, Shotgun) E.Elliott up the middle to CAR 20 for -1 yards (W.Horton; V.Butler).	
3-7-CAR 20	(10:18) (Shotgun) D.Prescott scrambles left end pushed ob at CAR 11 for 9 yards (S.Thompson).	R13
<u>1-10-CAR 11</u>	(9:38) (Shotgun) E.Elliott up the middle to CAR 4 for 7 yards (C.Jones).	
2-3-CAR 4	<b>(8:58) (Shotgun) E.Elliott right end for 4 yards, TOUCHDOWN.</b>	R14
	TWO-POINT CONVERSION ATTEMPT. D.Prescott rushes up the middle. ATTEMPT SUCCEEDS.	

<b>DAL 8 CAR 16, 10 plays, 75 yards, 1 penalty, 5:21 drive, 6:09 elapsed</b>
--

B.Maher kicks 65 yards from DAL 35 to end zone, Touchback.

## Carolina Panthers at 8:51

1-10-CAR 25	(8:51) (Shotgun) C.McCaffrey up the middle to CAR 29 for 4 yards (T.Charlton; J.Smith). CAR-D.Williams was injured during the play. He is Out.	
2-6-CAR 29	(8:31) (Shotgun) C.Newton pass short left to C.McCaffrey to CAR 36 for 7 yards (J.Heath).	P20
<u>1-10-CAR 36</u>	(7:46) (Shotgun) C.Newton up the middle to CAR 35 for -1 yards (D.Lawrence).	
2-11-CAR 35	(7:05) (Shotgun) C.Newton pass short left to C.McCaffrey pushed ob at CAR 42 for 7 yards (B.Jones).	
	<i>PENALTY on CAR-T.Moton, Chop Block, 15 yards, enforced at CAR 35 - No Play.</i>	
	Timeout #2 by CAR at 06:31.	
2-26-CAR 20	(6:31) (Shotgun) C.Newton pass short left to D.Funchess to CAR 32 for 12 yards (B.Jones).	
3-14-CAR 32	(5:48) (Shotgun) C.Newton sacked at CAR 25 for -7 yards (D.Lawrence).	
4-21-CAR 25	(5:04) M.Palardy punts 52 yards to DAL 23, Center-J.Jansen. T.Austin pushed ob at DAL 21 for -2 yards (J.Norris).	

## Dallas Cowboys at 4:52

1-10-DAL 21	(4:52) (Shotgun) D.Prescott pass short middle to C.Beasley to DAL 38 for 17 yards (L.Kuechly).	P15
<u>1-10-DAL 38</u>	(4:26) (No Huddle, Shotgun) D.Prescott pass short left to D.Thompson to DAL 46 for 8 yards (D.Jackson).	
2-2-DAL 46	(3:56) (No Huddle, Shotgun) D.Prescott pass short left to D.Thompson to CAR 48 for 6 yards (D.Jackson).	P16
<u>1-10-CAR 48</u>	(3:30) (No Huddle, Shotgun) D.Prescott sacked at DAL 47 for -5 yards (W.Horton).	
	<i>Penalty on DAL-L.Collins, Offensive Holding, declined.</i>	
2-15-DAL 47	(3:23) (Shotgun) D.Prescott pass incomplete short right to M.Gallup.	
	<i>PENALTY on CAR-M.Adams, Illegal Contact, 5 yards, enforced at DAL 47 - No Play.</i>	X17
<u>1-10-CAR 48</u>	(3:19) (Shotgun) D.Prescott sacked at DAL 44 for -8 yards (K.Short).	
2-18-DAL 44	(2:51) (No Huddle, Shotgun) D.Prescott pass incomplete short left to D.Thompson [K.Short].	
3-18-DAL 44	<i>(2:46) (Shotgun) PENALTY on DAL-D.Prescott, Delay of Game, 5 yards, enforced at DAL 44 - No Play.</i>	
3-23-DAL 39	(2:46) (Shotgun) D.Prescott pass short right to E.Elliott to CAR 48 for 13 yards (S.Thompson; L.Kuechly). CAR-L.Kuechly was injured during the play. His return is Probable.	
4-10-CAR 48	(2:18) (Shotgun) D.Prescott pass incomplete short left to D.Thompson [J.Peppers].	

## Carolina Panthers at 2:13

1-10-CAR 48	(2:13) C.Anderson up the middle to CAR 47 for -1 yards (D.Lawrence).	
	Timeout #1 by DAL at 02:10.	
2-11-CAR 47	(2:10) (Shotgun) C.Newton left guard to CAR 47 for no gain (T.Charlton).	

Dallas Cowboys vs Carolina Panthers at Bank of America Stadium

Timeout #2 by DAL at 02:07.

3-11-CAR 47 (2:07) (Shotgun) C.Newton scrambles left end to CAR 48 for 1 yard (T.Crawford).

Two-Minute Warning

4-10-CAR 48 (2:00) M.Palardy punts 52 yards to end zone, Center-J.Jansen, Touchback.

Dallas Cowboys at 1:51

1-10-DAL 20 (1:51) (Shotgun) D.Prescott pass incomplete short right to A.Hurns.

2-10-DAL 20 (1:46) (Shotgun) D.Prescott scrambles right end pushed ob at DAL 23 for 3 yards (L.Kuechly).

3-7-DAL 23 (1:39) (Shotgun) D.Prescott sacked at DAL 14 for -9 yards (M.Addison). FUMBLES (M.Addison) [M.Addison], RECOVERED by CAR-C.Munnerlyn at DAL 14. C.Munnerlyn to DAL 14 for no gain (G.Swaim).

Carolina Panthers at 1:27

1-10-DAL 14 (1:27) C.Newton kneels to DAL 15 for -1 yards.

Timeout #3 by DAL at 01:27.

2-11-DAL 15 (1:27) C.Newton kneels to DAL 17 for -2 yards.

3-13-DAL 17 (1:17) *PENALTY on CAR-C.Newton, Delay of Game, 5 yards, enforced at DAL 17 - No Play.*

3-18-DAL 22 (:43) C.Newton kneels to DAL 25 for -3 yards.

END OF QUARTER

	Score	Time Poss	First Downs				Efficiencies	
			R	P	X	T	3 Down	4 Down
Dallas Cowboys	8	8:24	3	4	2	9	1/3	0/1
Carolina Panthers	16	6:36	2	1	0	3	0/3	0/0

# Miscellaneous Statistics Report

Dallas Cowboys vs Carolina Panthers  
9/9/2018 at Bank of America Stadium

## Ten Longest Plays for Dallas Cowboys

Yards	Qtr	Play Start	Play Description
20	3	2-8-DAL 10	(11:01) (Shotgun) D.Prescott pass deep right to A.Hurns to DAL 30 for 20 yards (S.Thompson). Penalty on CAR-D.Jackson, Illegal Contact, declined.
17	3	2-10-DAL 30	(10:28) (Shotgun) E.Elliott right tackle pushed ob at DAL 47 for 17 yards (D.Searcy).
17	4	1-10-DAL 21	(4:52) (Shotgun) D.Prescott pass short middle to C.Beasley to DAL 38 for 17 yards (L.Kuechly).
16	3	3-11-CAR 45	(5:31) (Shotgun) D.Prescott pass short left to C.Beasley to CAR 29 for 16 yards (D.Searcy).
16	4	1-10-DAL 35	(14:08) (Shotgun) E.Elliott right tackle to CAR 49 for 16 yards (S.Thompson; C.Jones).
13	4	2-7-CAR 36	(12:16) (No Huddle, Shotgun) D.Prescott pass short left to D.Thompson to CAR 23 for 13 yards (C.Munnerlyn).
13	4	3-23-DAL 39	(2:46) (Shotgun) D.Prescott pass short right to E.Elliott to CAR 48 for 13 yards (S.Thompson; L.Kuechly). CAR-L.Kuechly was injured during the play. His return is Probable.
11	1	2-10-DAL 10	(6:29) (Shotgun) D.Prescott pass short middle to C.Beasley to DAL 21 for 11 yards (L.Kuechly).
11	1	2-8-DAL 28	(5:14) D.Prescott pass short left to G.Swaim to DAL 39 for 11 yards (L.Kuechly).
11	3	1-10-DAL 45	(6:36) (Shotgun) D.Prescott pass short middle to C.Beasley to CAR 44 for 11 yards (C.Munnerlyn).

## Ten Longest Plays for Carolina Panthers

Yards	Qtr	Play Start	Play Description
29	1	1-10-DAL 42	(8:56) (Shotgun) C.Newton left end to DAL 13 for 29 yards (J.Heath).
19	1	2-20-CAR 22	(:55) (Shotgun) C.Newton pass deep right to G.Olsen to CAR 41 for 19 yards (K.Frazier).
16	1	2-17-CAR 40	(10:18) (Shotgun) C.Newton up the middle to DAL 44 for 16 yards (K.Frazier).
15	2	2-10-DAL 39	(1:35) (Shotgun) C.Newton pass short right to T.Smith to DAL 24 for 15 yards (K.Frazier).
15	3	1-10-CAR 37	(2:37) (Shotgun) C.Newton pass short left to D.Funchess to DAL 48 for 15 yards (L.Vander Esch).
15	3	1-10-DAL 48	(2:01) (Shotgun) C.McCaffrey left end to DAL 33 for 15 yards (B.Jones).
14	1	1-10-CAR 18	(2:12) C.Newton pass short middle to G.Olsen to CAR 32 for 14 yards (S.Lee).
14	2	2-17-DAL 31	(:45) (No Huddle, Shotgun) C.Newton pass short left to C.McCaffrey to DAL 17 for 14 yards (B.Jones).
14	3	1-10-CAR 25	(15:00) C.Newton pass short left to C.McCaffrey pushed ob at CAR 39 for 14 yards (J.Smith).
14	3	2-6-DAL 29	(:37) C.Newton pass short left to D.Funchess to DAL 15 for 14 yards (B.Jones).

## Touchdown Scoring Information

		Offense	Defense	Special Teams
<b>VISITOR</b>	Dallas Cowboys	1	0	0
<b>HOME</b>	Carolina Panthers	2	0	0

## Player Scoring Information

Club	Player	TD	Rush TD	Rec TD	KO TD	Punt TD	Int TD	Fum TD	Misc TD	FG	XP	2Pt Rush	2Pt Rec	Sfty	Points
DAL	E.Elliott	0	1	0	0	0	0	0	0	0	0	0	0	0	6
DAL	D.Prescott	0	0	0	0	0	0	0	0	0	0	1	0	0	2
CAR	A.Armah	0	1	0	0	0	0	0	0	0	0	0	0	0	6
CAR	C.Newton	0	1	0	0	0	0	0	0	0	0	0	0	0	6
CAR	G.Gano	0	0	0	0	0	0	0	0	1	1	0	0	0	4

## Possession Detail

	First Half		Second Half		Game	
	Visitor	Home	Visitor	Home	Visitor	Home
Largest Lead	0	10	0	16	0	16
Drives Leading	0	2	0	6	0	8
Time of Possession Leading	0:00	4:06	0:00	14:07	0:00	18:13
Largest Deficit	-10	0	-16	0	-16	0
Drives Trailing	3	0	5	0	8	0
Time of Possession Trailing	4:44	0:00	15:53	0:00	20:37	0:00
Times Score Tied Up		0		0		0
Lead Changes		1		0		1



# Playtime Percentage

Percent of playtime per player on offense, defense and special teams


Dallas Cowboys						Carolina Panthers					
		Offense	Defense	Special Teams				Offense	Defense	Special Teams	
T Smith	T	64 100%		1	5%	G Van Roten	C	67 100%		3	14%
J Looney	C	64 100%		1	5%	T Turner	G	67 100%		3	14%
C Williams	G	64 100%		1	5%	T Moton	T	67 100%		3	14%
L Collins	T	64 100%		1	5%	R Kalil	C	67 100%			
Z Martin	G	64 100%		1	5%	C Newton	QB	67 100%			
D Prescott	QB	64 100%				C McCaffrey	RB	57 85%			
E Elliott	RB	59 92%				D Funchess	WR	57 85%			
G Swaim	TE	58 91%		11	50%	D Williams	T	56 84%			
C Beasley	WR	43 67%		2	9%	T Smith	WR	51 76%			
A Hurns	WR	38 59%				I Thomas	TE	37 55%		8	36%
D Thompson	WR	30 47%		5	23%	C Manhertz	TE	34 51%		5	23%
M Gallup	WR	29 45%				J Wright	WR	31 46%		3	14%
B Jarwin	TE	22 34%		15	68%	A Armah	RB	20 30%		17	77%
T Williams	WR	19 30%				D Moore	WR	17 25%		14	64%
T Austin	WR	10 16%		4	18%	G Olsen	TE	16 24%			
J Olawale	FB	6 9%		17	77%	A Silatolu	G	14 21%		3	14%
R Smith	FB	4 6%		17	77%	C Anderson	RB	12 18%		2	9%
D Schultz	TE	2 3%		1	5%	D Jackson	DB		64 100%	7	32%
J Heath	SS		67 100%	15	68%	J Bradberry	CB		64 100%	4	18%
K Frazier	SS		67 100%	7	32%	S Thompson	LB		64 100%	2	9%
C Awuzie	CB		66 99%	11	50%	M Adams	SS		64 100%	1	5%
B Jones	FS		66 99%	11	50%	L Kuechly	LB		63 98%	2	9%
J Smith	LB		62 93%	4	18%	C Munnerlyn	CB		47 73%	7	32%
S Lee	LB		59 88%	4	18%	W Horton	DE		43 67%	1	5%
A Woods	NT		49 73%	3	14%	D Searcy	SS		41 64%	2	9%
T Charlton	DE		49 73%	2	9%	M Addison	DE		37 58%	1	5%
T Crawford	DE		48 72%	3	14%	K Short	DT		35 55%	2	9%
D Lawrence	DE		48 72%	3	14%	D Poe	DT		35 55%		
A Brown	CB		37 55%	17	77%	K Love	DT		31 48%		
M Collins	DT		24 36%	2	9%	B Cox	DE		26 41%	3	14%
D Armstrong	DE		19 28%	1	5%	V Butler	DT		25 39%	2	9%
D Wilson	LB		18 27%	20	91%	J Peppers	DE		24 38%	2	9%
L Vander Esch	LB		17 25%	6	27%	C Jones	FS		23 36%	18	82%
D Ross	DT		16 24%	1	5%	D Mayo	LB		18 28%	14	64%
R Gregory	DE		15 22%	1	5%	J Norris	LB			17	77%
J March-Lillard	LB		7 10%	7	32%	B Jacobs	LB			17	77%
J Thomas	LB		3 4%	17	77%	J Carter	LB			17	77%
J Lewis	CB			12	55%	C Elder	CB			15	68%
L Ladouceur	LS			7	32%	R Gaulden	DB			9	41%
C Jones	P			7	32%	J Jansen	LS			9	41%
B Maher	K			3	14%	M Palardy	P			9	41%
C Fleming	T			1	5%	D Byrd	WR			7	32%
						G Gano	K			7	32%
						T Larsen	G			3	14%






***UPDATED  
PLAYER  
BIOGRAPHIES***

# QUARTERBACKS



## TAYLOR HEINICKE

Ht: 6-1 Wt: 210 Exp: 3  
 Old Dominion Aqd: WV '18 (Hou)  
 Career GP/GS: (1/0) [0/0]



## CAM NEWTON

Ht: 6-5 Wt: 245 Exp: 8  
 Auburn Aqd: D1 '11  
 Career GP/GS: (110/109) [7/7]

### HEINICKE CAREER STATISTICS

YR	Team	GP/GS	ATT	CMP	PCT	YDS	TD	INT	LNG	RSH	YDS	TD	RTG	SK/YDS
2017	Houston	1/0	1/1	1	100.0	10	0	0	10	0	2	0	108.3	1/16
2018	Carolina	0/0	0/0	0	0.0	0	0	0	0	0	0	0	-	0/0
<b>Total</b>		<b>0/0</b>	<b>1/1</b>	<b>0</b>	<b>0.0</b>	<b>10</b>	<b>0</b>	<b>0</b>	<b>10</b>	<b>0</b>	<b>2</b>	<b>0</b>	<b>108.3</b>	<b>1/16</b>

### 2018 GAME-BY-GAME

**vs. DALLAS (9/9/18):** Served as the primary backup quarterback for Carolina...Did not see game action.

**GP/GS/DNP/IA: (0/0/1/0)**

### NEWTON CAREER STATISTICS

YR	Team	G/GS	ATT	CMP	PCT	YDS	TD	INT	LNG	RSH	YDS	TD	RTG	SK/YDS
2011	Carolina	16/16	517	310	60.0	4051	21	17	91	126	706	14	84.5	35/260
2012	Carolina	16/16	485	280	57.7	3869	19	12	82	127	741	8	86.2	36/244
2013	Carolina	16/16	473	292	61.7	3379	24	13	79	111	585	6	88.8	43/336
2014	Carolina	14/14	448	262	58.5	3127	18	12	51	103	539	5	82.1	38/300
2015	Carolina	16/16	495	296	59.8	3837	35	10	74	132	636	10	99.4	33/284
2016	Carolina	15/14	510	270	52.9	3509	19	14	88	90	359	5	75.8	36/277
2017	Carolina	16/16	492	291	59.1	3302	22	16	64	139	754	6	80.7	35/242
2018	Carolina	1/1	26	17	65.4	161	0	0	19	13	58	1	82.4	3/15
<b>Total</b>		<b>110/109</b>	<b>3446</b>	<b>2018</b>	<b>58.6</b>	<b>25235</b>	<b>158</b>	<b>94</b>	<b>91</b>	<b>841</b>	<b>4378</b>	<b>55</b>	<b>85.3</b>	<b>259/1958</b>

### ADDITIONAL STATISTICS

**RECEIVING:** 2011 (1 rec-27 yds); 2012 (0 rec-6 yds).

### SINGLE-GAME CAREER HIGHS

<b>PASS ATTEMPTS</b>	52	vs. Philadelphia (10/12/17)
<b>PASS COMPLETIONS</b>	29	at Cincinnati (10/12/14)
<b>COMPLETION PCT (min 20)</b>	84.0	at Tennessee (11/15/15)
<b>PASSING YARDS</b>	432	vs. Green Bay (9/18/11)
<b>PASSING TDS</b>	5	3x, last at New York Giants (12/20/15)
<b>INTERCEPTIONS</b>	4	at Detroit (11/20/11)
<b>LONG PASS</b>	91T	vs. Tampa Bay (12/24/11)
<b>RUSH ATTEMPTS</b>	17	at Cincinnati (10/12/14)
<b>RUSHING YARDS</b>	116	vs. Atlanta (12/9/12)
<b>RUSHING TDS</b>	3	at Tampa Bay (12/4/11)
<b>LONG RUSH</b>	72T	vs. Atlanta (12/19/12)
<b>TOTAL RUSH/PASS YARDS</b>	440	2x, last at New York Giants (12/20/15)
<b>TOTAL RUSH/PASS TDS</b>	5	3x, last at New York Giants (12/20/15)

### 2018 GAME-BY-GAME

**vs. DALLAS (9/9/18):** Started at quarterback and completed 17-of-26 passes for 161 yards...Finished with a 82.4 quarterback rating...Ran for a team-high 58 yards on 13 attempts, including a four-yard score in the second quarter.

**GP/GS/DNP/IA: (1/1/0/0)**

### NFL RANKINGS

- 55 rushing touchdowns are the most by a quarterback since the 1970 NFL-AFL merger.
- Only active player to lead an NFL franchise in both career touchdown passes (158) and rushing touchdowns (55).
- Ranks third all-time in rushing yards by a quarterback in NFL history with 4,378 yards, trailing only Michael Vick (6,109) and Randall Cunningham (4,928).
- 55 rushing touchdowns are tied for second-most by any player in the NFL since entering the league in 2011.
- First player in NFL history to have at least 25,000 passing yards and 4,000 rushing yards in first seven seasons.
- Only player in NFL history to have at least six seasons with 3,000 or more passing yards and 500 or more rushing yards at any point in a career.
- Ranked second in NFL history for the most total yards through a quarterback's first seven seasons with 29,613 total yards (25,235 passing, 4,378 rushing).
- One of three players in NFL history, along with Peyton Manning (Indianapolis Colts, 1998-2004) and Andy Dalton (Cincinnati Bengals, 2011-17) to have at least 3,000 passing yards in each of the first seven seasons.

- In 2015, became the first player in NFL history with at least 30 passing touchdowns (35) and 10 rushing touchdowns (10) in a single season.
- Became the first player in NFL history with 300 or more passing yards, five or more passing touchdowns and 100 or more rushing yards in a single game at New York Giants (12/20/15).
- One of two quarterbacks (Michael Vick) in NFL history with three 700-yard rushing seasons in a career.
- Scored 28 total touchdowns in 2017 (22 passing, 6 rushing) to push career total to 212 total touchdowns, the third-most through any NFL quarterback's first seven seasons.
- Established a single-season NFL record for rushing touchdowns by a quarterback with 14 in 2011.
- Holds NFL record for most career games with at least one passing touchdown and one rushing touchdown with 37 games.
- Has recorded six games with at least three passing touchdowns and one rushing touchdown, tied for most in NFL history.
- Holds NFL record with four career games with at least 200 passing yards, multiple touchdown passes, 80 rushing yards and a touchdown run.
- 35 combined touchdowns (21 passing, 14 rushing) in 2011 were the most by a rookie quarterback in NFL history.
- In 2011, became the first player in NFL history to pass for 4,000 yards and rush for at least 500 yards in a single season.

## FRANCHISE RANKINGS

- Panthers' all-time leader in passing yards (25,235), passing touchdowns (158), pass attempts (3,446), pass completions (2,018), 300-yard passing games (16) and wins by a quarterback (63).
- 55 rushing touchdowns are the most in franchise history.
- Became first player in Panthers history to be selected as AP NFL Most Valuable Player in 2015.
- Holds franchise single-game records for passing yards with 432 (vs. Green Bay 9/18/11)...Passer rating with 153.3 (vs. Atlanta 12/13/15)...Longest completion with a 91-yard touchdown to wide receiver Brandon LaFell (vs. Tampa Bay 12/24/11).
- 181 consecutive passes without an interception are the most in team history, breaking the previous record of 176 attempts, also set by Newton...Streak began in first quarter at New Orleans (12/6/15) and ended in the fourth quarter at Denver (9/8/16).
- Set a team record with a 7.98-yard average passing gain in 2012, surpassing the previous mark of 7.94 yards by Jake Delhomme in 2008.
- Set the team record for the lowest interception percentage of 2.02 percent in 2015.
- Holds every franchise single-game, season and career rushing record for a quarterback, including yards, rushing average, touchdowns and longest rush.
- His 61.73 completion percentage in 2013 ranks as the second-highest completion percentage in team history behind Steve Beuerlein's record 62.97 in 1998.
- Ranks third in franchise history with 4,378 rushing yards.

## POSTSEASON FRANCHISE RANKINGS

- Set the franchise postseason record for most passing yards in a single-game with 349 yards at New Orleans (1/7/18)...Completed 24 passes in that same game, tying Jake Delhomme (at Chicago, 1/15/06) for the most completions in a single game.
- Holds Panthers' record for most completions in postseason history with 134.

## HONORS

- AP NFL MVP (2015)
- AP Offensive Player of the Year (2015)
- AP First-Team All-Pro (2015)
- 3x Pro Bowl (2015, 2013, 2011)
- 7x NFC Offensive Player of the Week (2017: 10; 2015: 9, 11, 13, 15, 17; 2011: 13)
- PFWA MVP (2015)
- PFWA Offensive Player of the Year (2015)
- PFWA All-NFL (2015)
- PFWA All-NFC (2015)
- Sporting News Offensive Player of the Year (2015)
- Sporting News All-Pro (2015)
- Sports Illustrated MVP (2015)
- Maxwell Club – Player of the Year (2015)
- AP Offensive Rookie of the Year (2011)
- Pepsi NFL Rookie of the Year (2011)
- NFL 101 NFC Offensive Player of the Year (2011)
- Pro Football Weekly/PFWA All-Rookie (2011)
- Pro Football Weekly/PFWA Rookie of the Year (2011)
- Sporting News Rookie of the Year (2011)
- Sports Illustrated Offensive Rookie of the Year (2011)
- NFC Offensive Rookie of the Month (2011 September)

# RUNNING BACKS



## C.J. ANDERSON

Ht: 5-8 Wt: 225 Exp: 6  
California Aqd: FA '18  
Career GP/GS: (59/36) [5/2]

### ANDERSON CAREER STATISTICS

YR	Team	GP	Att	Yds	Avg	Lg	TD	Rec	Yds	Avg	Lg	TD
2013	Denver	5/0	7	38	5.4	11	0	0	0	-	-	0
2014	Denver	15/7	179	849	4.7	27	8	34	324	9.5	51t	2
2015	Denver	15/6	152	720	4.7	48t	5	25	183	7.3	27	0
2016	Denver	7/7	110	437	4.0	28	4	16	128	8.0	25t	1
2017	Denver	16/16	245	1,007	4.1	40	3	28	224	8.0	25	1
2018	Carolina	1/0	7	35	5.0	9	0	0	0	-	-	0
<b>Totals</b>		<b>59/36</b>	<b>700</b>	<b>3,086</b>	<b>4.4</b>	<b>48</b>	<b>20</b>	<b>103</b>	<b>859</b>	<b>8.3</b>	<b>51</b>	<b>4</b>

### 2018 GAME-BY-GAME

vs. DALLAS (9/9/18): Rushed the ball seven times for 35 yards...Averaged 5.0 yards per rush, tying Christian McCaffrey for a team-high.

GP/GS/DNP/IA: (1/0/0/0)

### HONORS

- Pro Bowl (2014)
- 2x AFC Offensive Player of the Week (2015 – Week 12), (2014 – Week 17)

### SINGLE-GAME CAREER HIGHS

RUSHES	32	at Kansas City (11/30/14)
RUSHING YARDS	168	at Kansas City (11/30/14)
RUSHING TOUCHDOWNS	3	2x, last vs. Oakland (12/28/14)
LONGEST RUSH	48t	vs. New England (11/29/15)
RECEPTIONS	8	2x, last at Cincinnati (12/22/14)
RECEIVING YARDS	86	at St. Louis (11/16/14)
RECEIVING TOUCHDOWNS	1	4x, last vs. Dallas (9/17/17)
LONGEST RECEPTION	51t	at Oakland (11/9/14)



## ALEX ARMAH

Ht: 6-2 Wt: 255 Exp: 2  
West Georgia Aqd: D6 '17  
Career GP/GS: (10/0) [1/0]

### ARMAH CAREER STATISTICS

YR	Team	GP/GS	RSH	YDS	AVG	LNG	TD	REC	YDS	AVG	LNG	TD
2017	Carolina	9/0	0	0	-	-	0	0	0	-	-	0
2018	Carolina	1/0	1	1	1.0	1	1	0	0	-	-	0
<b>Total</b>		<b>10/0</b>	<b>1</b>	<b>1</b>	<b>1.0</b>	<b>1</b>	<b>1</b>	<b>0</b>	<b>0</b>	<b>-</b>	<b>-</b>	<b>0</b>

### 2018 GAME-BY-GAME

vs. DALLAS (9/9/18): Recorded first career rushing attempt in the fourth quarter and scored on a one-yard run, becoming just second Panther in franchise history to score TD on first career rush (Richie Brockel, 2011).

GP/GS/DNP/IA: (1/0/0/0)



## CAMERON ARTIS-PAYNE

Ht: 5-10 Wt: 215 Exp: 4  
Auburn Aqd: Db5 '15  
Career GP/GS: (23/3) [2/0]

### ARTIS-PAYNE CAREER STATISTICS

YR	Team	G/GS	RSH	YDS	AVG	LNG	TD	REC	YDS	AVG	LNG	TD
2015	Carolina	7/0	45	183	4.1	31	1	5	58	11.6	20	0
2016	Carolina	3/3	36	144	4.0	14	2	1	11	11.0	11	0
2017	Carolina	13/0	18	95	5.3	43	1	1	2	2.0	2	0
2018	Carolina	0/0	0	0	-	-	0	0	0	-	-	0
<b>Total</b>		<b>23/3</b>	<b>99</b>	<b>422</b>	<b>4.3</b>	<b>43</b>	<b>4</b>	<b>7</b>	<b>71</b>	<b>10.1</b>	<b>20</b>	<b>0</b>

### 2018 GAME-BY-GAME

vs. DALLAS (9/9/18): Inactive.

GP/GS/DNP/IA: (0/0/0/1)

### SINGLE-GAME CAREER HIGHS

RUSH ATTEMPTS	18	vs. Tampa Bay (10/10/16)
RUSHING YARDS	85	vs. Tampa Bay (10/10/16)
LONG RUSH	43	vs. Miami (11/13/17)
RUSHING TDS	2	vs. Tampa Bay (10/10/16)
RECEPTIONS	2	2x, last vs. Tampa Bay (1/3/15)
RECEIVING YARDS	34	at New York Giants (12/20/15)



# CHRISTIAN McCAFFREY

Ht: 5-11    Wt: 205    Exp: 2  
Stanford    Aqd: D1 '17  
Career GP/GS: (17/11) [1/1]

## McCAFFREY CAREER STATISTICS

YR	Team	G/GS	RSH	YDS	AVG	LNG	TD	REC	YDS	AVG	LNG	TD
2017	Carolina	16/10	117	432	3.7	40	2	80	651	8.1	37	5
2018	Carolina	1/1	10	50	5.0	15	0	6	45	7.5	14	0
Total		17/11	127	482	3.8	40	2	86	696	8.1	37	5

### Punt Return Stats

YR	Team	No.	Yds.	Avg.	FC	Long	TD
2017	Carolina	22	162	7.4	9	25	0
Total		22	162	7.4	9	25	0

### Kickoff Return Stats

YR	Team	No.	Yds.	Avg.	FC	Long	TD
2017	Carolina	3	58	19.3	0	21	0
Totals		3	58	19.3	0	21	0

## 2018 GAME-BY-GAME

**vs. DALLAS (9/9/18):** Started at running back...Tallied 50 rushing yards on 10 rushes...Led all Panthers with six receptions and 45 receiving yards.

## GP/GS/DNP/IA: (1/1/0/0)

## NFL RANKINGS

- Became first rookie running back in NFL history with at least 70 receptions and five receiving touchdowns in Week 15.
- His 80 receptions in 2017 ranked fourth in NFL history among rookie running backs.
- Finished second in NFL in 2017 for receptions (80) and receiving yards (651) by a rookie running back, earning a nod as a finalist for the NFL Rookie of the Year award.

## FRANCHISE RANKINGS

- Set Panthers single-season records for most receptions (80), receiving yards (651) and receiving touchdowns (5) by a running back in a single season.
- Set Panthers rookie single-season records for most receptions (80), scrimmage yards (1,086), yards after catch (593) and first downs (57).
- His 101-yard receiving game against New Orleans (9/24/17) tied single-game franchise record for most receiving yards by a running back.
- His 10 receptions against Philadelphia (10/12/17) were most by a running back or rookie in single game in franchise history.
- Finished third in franchise history for all-purpose yards (1,306) in a rookie season and third in receiving yards (651) in a rookie season.
- Set franchise records for most scrimmage yards (117), receiving yards (101) and longest reception (56) by a rookie in a playoff game (at New Orleans 1/7/18), while receiving yards and TD reception were most by any franchise running back in a playoff game.

## SINGLE-GAME CAREER HIGHS

RUSH ATTEMPTS	15	vs. Atlanta (11/5/17)
RUSHING YARDS	66	vs. Atlanta (11/5/17)
LONG RUSH	40	at New York Jets (11/26/17)
RUSHING TDS	1	2x, last vs. Miami (11/13/17)
RECEPTIONS	10	vs. Philadelphia (10/12/17)
RECEIVING YARDS	101	vs. New Orleans (9/24/17)
LONG RECEPTION	37	vs. New Orleans (9/24/17)
RECEIVING TDS	1	5x, last vs. Green Bay (12/17/17)
PUNT RETURNS	5	vs. Buffalo (9/17/17)
PUNT RETURN YARDS	35	vs. Philadelphia (10/12/17)
PUNT RETURN LONG	25	vs. Philadelphia (10/12/17)
KICKOFF RETURNS	3	at New England (10/1/17)
KICKOFF RETURN YARDS	58	at New England (10/1/17)
KICKOFF RETURN LONG	21	at New England (10/1/17)

# WIDE RECEIVERS



## DAMIERE BYRD

Ht: 5-9 Wt: 180 Exp: 3  
South Carolina Aqd: FA '15  
Career GP/GS: (10/3) [0/0]

### BYRD CAREER STATISTICS

YR	Team	G/GS	REC	YDS	AVG	LNG	TD	RSH	YDS	AVG	LNG	TD
2016	Carolina	1/0	1	16	16.0	16	0	0	0	-	-	0
2017	Carolina	8/3	10	105	10.5	31	2	1	12	12.0	12	0
2018	Carolina	1/0	0	0	-	-	0	0	0	-	-	0
<b>Totals</b>		<b>10/3</b>	<b>11</b>	<b>121</b>	<b>11.0</b>	<b>31</b>	<b>2</b>	<b>1</b>	<b>12</b>	<b>12.0</b>	<b>12</b>	<b>0</b>

#### Kickoff Return Stats

YR	Team	No.	Yds.	Avg.	Long	TD
2016	Carolina	1	31	31.0	31	0
2017	Carolina	7	229	32.7	103t	1
<b>Totals</b>		<b>8</b>	<b>260</b>	<b>32.5</b>	<b>103t</b>	<b>1</b>

#### Punt Return Stats

YR	Team	No.	Yds.	Avg.	FC	Long	TD
2017	Carolina	1	9	9.0	0	9	0
2018	Carolina	3	47	15.7	1	30	0
<b>Totals</b>		<b>4</b>	<b>56</b>	<b>14.0</b>	<b>1</b>	<b>30</b>	<b>0</b>

### 2018 GAME-BY-GAME

**vs. DALLAS (9/9/18):** Saw action as a receiver and served as the primary punt returner...Tallied three returns for 47 yards, including a 30-yard return, the longest of his career.

**GP/GS/DNP/IA: (1/0/0/0)**

### FRANCHISE RANKINGS

- Recorded a 103-yard kickoff return for a touchdown against Tampa Bay (12/24/17), setting a new franchise record for longest kickoff return, besting Kealoha Pilaes' 101-yard return against Detroit (11/20/11).

### SINGLE-GAME CAREER HIGHS

RECEPTIONS	4	at Tampa Bay (10/4/15)
RECEIVING YARDS	54	at Tampa Bay (10/4/15)
RECEIVING TDS	1	at Green Bay (10/19/14)
LONG RECEPTION	30	at Tampa Bay (10/4/15)
KICKOFF RETURNS	3	vs. New Orleans (10/30/14)
KICKOFF RETURN YARDS	72	vs. Seattle (10/26/14)
LONG KICKOFF RETURN	49	vs. Seattle (10/26/14)
PUNT RETURNS	3	2x, last vs. Dallas (9/9/18)
PUNT RETURN YARDS	47	vs. Dallas (9/9/18)
LONG PUNT RETURN	30	vs. Dallas (9/9/18)



## DEVIN FUNCHESS

Ht: 6-4 Wt: 225 Exp: 4  
Michigan Aqd: D2 '15  
Career GP/GS: (48/29) [4/4]

### FUNCHESS CAREER STATISTICS

YR	Team	G/GS	REC	YDS	AVG	LNG	TD
2015	Carolina	16/5	31	473	15.3	52	5
2016	Carolina	15/7	23	371	16.1	48	4
2017	Carolina	16/16	63	840	24.0	44	8
2018	Carolina	1/1	3	41	13.7	15	0
<b>Totals</b>		<b>48/29</b>	<b>117</b>	<b>1684</b>	<b>14.4</b>	<b>52</b>	<b>17</b>

### 2018 GAME-BY-GAME

**vs. DALLAS (9/9/18):** Started at wide receiver...Caught three passes for 41 yards.

**GP/GS/DNP/IA: (1/1/0/0)**

### SINGLE-GAME CAREER HIGHS

RECEPTIONS	7	4x, last at New York Jets (11/26/17)
RECEIVING YARDS	120	vs. Tampa Bay (1/3/16)
LONG RECEPTION	52	vs. Green Bay (11/8/15)
RECEIVING TDS	2	2x, last vs. Miami (11/13/17)
LONG TD RECEPTION	38	vs. Kansas City (11/13/16)





# DJ MOORE

Ht: 6-0 Wt: 210 Exp: R  
Maryland Aqd: D1 '18  
Career GP/GS: (1/0) [0/0]

## MOORE CAREER STATISTICS

YR	Team	G/GS	REC	YDS	AVG	LNG	TD	RSH	YDS	AVG	LNG	TD
2018	Carolina	1/0	0	0	-	-	0	1	3	3.0	3	0
<b>Total</b>		<b>1/0</b>	<b>0</b>	<b>0</b>	<b>-</b>	<b>-</b>	<b>0</b>	<b>0</b>	<b>0</b>	<b>-</b>	<b>-</b>	<b>0</b>

### Punt Return Stats

YR	Team	No.	Yds.	Avg.	Long	TD
2018	Carolina	1	15	15.0	15	0
<b>Total</b>		<b>1</b>	<b>15</b>	<b>15.0</b>	<b>15</b>	<b>0</b>

## 2018 GAME-BY-GAME

**vs. DALLAS (9/9/18):** Saw action on offense and special teams...Returned one punt for 15 yards...Tallied one rush for three yards.

**GP/GS/DNP/IA: (1/0/0/0)**

## SINGLE-GAME CAREER HIGHS

<b>RUSH ATTEMPTS</b>	1	vs. Dallas (9/9/18)
<b>RUSHING YARDS</b>	3	vs. Dallas (9/9/18)
<b>RUSHING LONG</b>	3	vs. Dallas (9/9/18)
<b>PUNT RETURNS</b>	1	vs. Dallas (9/9/18)
<b>PUNT RETURN YARDS</b>	15	vs. Dallas (9/9/18)
<b>LONG PUNT RETURN</b>	15	vs. Dallas (9/9/18)



# CURTIS SAMUEL

Ht: 5-11 Wt: 195 Exp: 2  
Ohio State Aqd: D2 '17  
Career GP/GS: (9/4) [0/0]

## SAMUEL CAREER STATISTICS

YR	Team	G/GS	REC	YDS	AVG	LNG	TD	RSH	YDS	AVG	LNG	TD
2017	Carolina	9/4	15	115	7.7	23	0	4	64	16.0	31	0
2018	Carolina	0/0	0	0	-	-	0	0	0	-	-	0
<b>Total</b>		<b>9/4</b>	<b>15</b>	<b>115</b>	<b>7.7</b>	<b>23</b>	<b>0</b>	<b>4</b>	<b>64</b>	<b>16.0</b>	<b>31</b>	<b>0</b>

### Kickoff Return Stats

YR	Team	No.	Yds.	Avg.	Long	TD
2017	Carolina	10	221	22.1	33	0
2018	Carolina	0	0	-	-	0
<b>Total</b>		<b>10</b>	<b>221</b>	<b>22.1</b>	<b>33</b>	<b>0</b>

## 2018 GAME-BY-GAME

**vs. DALLAS (9/9/18):** Inactive.

**GP/GS/DNP/IA: (0/0/0/1)**

## SINGLE-GAME CAREER HIGHS

<b>RECEPTIONS</b>	5	vs. Miami (11/13/17)
<b>RECEIVING YARDS</b>	45	vs. Miami (11/13/17)
<b>LONG RECEPTION</b>	23	vs. Miami (11/13/17)
<b>RUSH ATTEMPTS</b>	1	4x, last vs. Atlanta (11/15/17)
<b>RUSHING YARDS</b>	31	vs. New Orleans (9/24/17)
<b>RUSHING LONG</b>	31	vs. New Orleans (9/24/17)
<b>KICKOFF RETURNS</b>	3	at Detroit (10/8/17)
<b>KICKOFF RETURN YARDS</b>	44	at Detroit (10/8/17)
<b>LONG KICKOFF RETURN</b>	33	vs. Philadelphia (10/12/17)



# TORREY SMITH

Ht: 6-0 Wt: 205 Exp: 8  
 Maryland Aqd: TR '18 (PHI)  
 Career GP/GS: (109/101) [11/10]

## SMITH CAREER STATISTICS

### RECEIVING

Year	Team	GP/GS	No	Yds	Avg	Lg	TD
2011	Baltimore	16/14	50	841	16.8	74t	7
2012	Baltimore	16/16	49	855	17.4	54	8
2013	Baltimore	16/16	65	1,128	17.4	74	4
2014	Baltimore	16/16	49	767	15.7	53	11
2015	San Francisco	16/12	33	663	11.9	76t	4
2016	San Francisco	12/12	20	267	13.4	53t	3
2017	Philadelphia	16/14	36	430	11.9	59t	2
2018	Carolina	1/1	1	15	15.0	15	0
<b>Totals</b>		<b>109/101</b>	<b>303</b>	<b>4,966</b>	<b>16.4</b>	<b>76</b>	<b>39</b>

### RUSHING

Year	Team	Att	Yds	Avg	Lg	TD
2011	Baltimore	4	39	9.8	16	0
2012	Baltimore	3	9	3.0	13	0
2017	Philadelphia	1	-3	-3.0	0	0
<b>Totals</b>		<b>8</b>	<b>45</b>	<b>5.6</b>	<b>16</b>	<b>0</b>

### PUNT RETURNS

Year	Team	No	Yds	Avg	Lg	TD
2017	Philadelphia	1	9	9.0	9	0
<b>Totals</b>		<b>1</b>	<b>9</b>	<b>9.0</b>	<b>9</b>	<b>0</b>

### KICKOFF RETURNS

Year	Team	No	Yds	Avg	Lg	TD
2011	Baltimore	1	24	24.0	24	0
2016	San Francisco	1	13	13.0	13	0
<b>Totals</b>		<b>2</b>	<b>37</b>	<b>18.5</b>	<b>24</b>	<b>0</b>

## 2018 GAME-BY-GAME

vs. DALLAS (9/9/18): Started at receiver and caught one pass for 15 yards.

GP/GS/DNP/IA: (1/1/0/0)

## NFL RANKINGS

- Ranks third in the NFL in yards per reception (min. 200 receptions) since 2011, averaging 16.4 yards per catch.
- Ranks third in the NFL in third-down receiving average (min. 50 receptions) since 2011, averaging 17.7 yards per catch on third down.

## HONORS

- Three-time Walter Payton NFL Man of the Year nominee (2013, 2014, 2016).
- Two-time Super Bowl Champion (2012 Baltimore, 2017 Philadelphia)

## SINGLE-GAME CAREER HIGHS

RECEPTIONS	7	2x, last vs. Cleveland (9/15/13)
RECEIVING YARDS	166	at Buffalo (9/29/13)
LONG RECEPTION	76	vs. Baltimore (10/18/15)
RECEIVING TDS	3	at St. Louis Rams (9/25/11)
LONG TD RECEPTION	76	vs. Baltimore (10/18/15)



# JARIUS WRIGHT

Ht: 5-10 Wt: 190 Exp: 7  
 Arkansas Aqd: FA '18  
 Career GP/GS: (80/16) [4/0]

## WRIGHT CAREER STATISTICS

### RECEIVING

Year	Team	GP/GS	No	Yds	Avg	Lg	TD
2012	Minnesota	7/1	22	310	14.1	65	2
2013	Minnesota	16/3	26	434	16.7	42	3
2014	Minnesota	16/7	42	588	14.0	87	2
2015	Minnesota	16/3	34	442	13.0	52	0
2016	Minnesota	8/1	11	67	6.1	11	1
2017	Minnesota	16/0	18	198	11.0	30	2
2018	Carolina	1/1	3	23	7.7	10	0
<b>Totals</b>		<b>80/16</b>	<b>156</b>	<b>2,062</b>	<b>13.2</b>	<b>87</b>	<b>10</b>

### RUSHING

Year	Team	Att	Yds	Avg	Lg	TD
2012	Minnesota	2	11	5.5	8	0
2014	Minnesota	5	71	14.2	27	0
2015	Minnesota	1	29	29.0	29	0
<b>Totals</b>		<b>8</b>	<b>111</b>	<b>13.9</b>	<b>29</b>	<b>0</b>

### KICKOFF RETURNS

Year	Team	Att	Yds	Avg	Lg	TD
2013	Minnesota	1	9	9.0	9	0
<b>Totals</b>		<b>1</b>	<b>9</b>	<b>9.0</b>	<b>9</b>	<b>0</b>

## 2018 GAME-BY-GAME

vs. DALLAS (9/9/18): Started at wide receiver...Recorded three receptions for 23 yards.

GP/GS/DNP/IA: (1/1/0/0)

## SINGLE-GAME CAREER HIGHS

RECEPTIONS	8	vs. Atlanta (9/28/14)
RECEIVING YARDS	132	vs. Atlanta (9/28/14)
LONG RECEPTION	87	vs. N.Y. Jets (12/7/14)
RECEIVING TDS	2	at Seattle (11/17/13)
LONG TD RECEPTION	87	vs. N.Y. Jets (12/7/14)

# TIGHT ENDS



## CHRIS MANHARTZ

Ht: 6-6 Wt: 255 Exp: 3  
Canisius Aqd: WV '16 (NO)  
Career GP/GS: (24/6) [0/0]

### MANHARTZ CAREER STATISTICS

YR	Team	GP/GS	No	Yds	Avg	Lg	TD
2016	N.O. / Car.	7/2	1	10	10.0	10	0
2017	Carolina	16/4	2	17	8.5	11	0
2018	Carolina	1/0	0	0	-	-	0
<b>Totals</b>		<b>24/6</b>	<b>3</b>	<b>27</b>	<b>9.0</b>	<b>11</b>	<b>0</b>


### 2018 GAME-BY-GAME

**vs. DALLAS (9/9/18):** Served as a reserve tight end and saw action on special teams...Did not record any statistics.

**GP/GS/DNP/IA: (1/0/0/0)**

### SINGLE-GAME CAREER HIGHS

**RECEPTIONS** 1 3x, last vs. Minnesota (12/10/17)  
**RECEIVING YARDS** 11 at Chicago (10/22/17)  
**LONG RECEPTION** 11 at Chicago (10/22/17)



## GREG OLSEN

Ht: 6-5 Wt: 255 Exp: 12  
Miami Aqd: TR '11 (CHI)  
Career GP/GS: (166/140) [9/9]

### OLSEN CAREER STATISTICS

YR	Team	GP/GS	REC	YDS	AVG	LNG	TD
2007	Chicago	14/4	39	391	10.0	31	2
2008	Chicago	16/7	54	574	10.6	52	5
2009	Chicago	16/15	60	612	10.2	41	8
2010	Chicago	16/13	41	404	9.9	39t	5
2011	Carolina	16/13	45	540	12.0	44t	5
2012	Carolina	16/16	69	843	12.2	47t	5
2013	Carolina	16/16	73	816	11.2	31	6
2014	Carolina	16/16	84	1008	12.0	38	6
2015	Carolina	16/16	77	1104	14.3	52	7
2016	Carolina	16/16	80	1073	13.4	78t	3
2017	Carolina	7/7	17	191	11.2	30t	1
2018	Carolina	1/1	2	33	16.5	19	0
<b>Totals</b>		<b>166/140</b>	<b>641</b>	<b>7589</b>	<b>11.8</b>	<b>78t</b>	<b>53</b>

### SINGLE-GAME CAREER HIGHS

**RECEPTIONS** 10 2x, last vs. Tampa Bay (12/14/14)  
**RECEIVING YARDS** 181 vs. Tampa Bay (10/10/16)  
**LONG RECEPTION** 78 vs. San Francisco (9/18/16)  
**RECEIVING TDS** 3 vs. Arizona (11/8/09)  
**LONG TD RECEPTION** 78 vs. San Francisco (9/18/16)

### 2018 GAME-BY-GAME

**vs. DALLAS (9/9/18):** Started at tight end...Recorded two receptions for 33 yards...Exited the game early with a foot injury.

**GP/GS/DNP/IA: (1/1/0/0)**

### NFL RANKINGS

- Ranks seventh in NFL history for receiving yards among tight ends (7,589)...Currently ranks second in career receiving yards among active tight ends behind Antonio Gates.
- Ranks sixth all-time in receptions (641) among tight ends in NFL history.
- Tied for 10th all-time in receiving touchdowns (53) among tight ends.
- In 2017, saw streak of 160 consecutive games played and 82 consecutive games started come to an end after Week 2 vs. Buffalo (9/17/17) due to foot injury...Both streaks were the second-longest among active NFL tight ends at the time.
- In 2016, became the first tight end in NFL history to record 1,000 receiving yards in three consecutive seasons.

### NFL POSTSEASON RANKINGS

- Ranks seventh in NFL history for receiving yards (631) and 10th (41) in receptions among tight ends in the postseason.

## FRANCHISE RANKINGS

- Stands as franchise all-time leading tight end in terms of receiving yards (5,608), receptions (447) and 100-yard receiving games (9)...Ranks second among franchise tight ends in receiving touchdowns (33), behind Wesley Walls (44).
- Holds franchise record for most receiving yards in a single season by a tight end (1,104), set in 2015.
- Holds franchise record for most receptions in a single season by a tight end (84), set in 2014.
- Holds franchise record for single-game receiving yards by a tight end with 181, set vs. Tampa Bay (10/10/16).
- Owns the top five single-season receptions totals and five of the top six single-season receiving yards totals by a tight end in team history.
- Ranks third in franchise history in receiving yards (5,575) and receptions (445), regardless of position.
- Ranks fourth in franchise history in receiving touchdowns (33), regardless of position.
- In 2017, saw streak of 160 consecutive games played and 82 consecutive games started come to an end after Week 2 vs. Buffalo (9/17/17) due to foot injury...82 consecutive starts was third-longest streak in franchise history.
- 20 catches over two-game span (Week 14-15 of 2014) are the second most by a Panthers player in a two-game span behind Muhammad's 21 in 2000.

## FRANCHISE POSTSEASON RANKINGS

- Ranks second in franchise history in receiving yards (488) and receptions (35) in the postseason, regardless of position.
- Has two 100-yard receiving games in the postseason, tied for second-most in franchise history.
- Holds franchise record for most receiving yards (113) and receptions (8) by a tight end in single postseason game.

## HONORS

- Walter Payton NFL Man of the Year Finalist (2017, 2016)
- Pro Bowl (2016, 2015, 2014)
- AP All-Pro Second Team (2016, 2015)
- PFWA All-NFC (2016, 2015, 2014)
- Pro Football Weekly All-Rookie Team (2007)



# IAN THOMAS

Ht: 6-4    Wt: 260    Exp: R  
Indiana    Aqd: D4a '18  
Career GP/GS: (1/0) [0/0]

## THOMAS CAREER STATISTICS

YR	Team	GP/GS	No	Yds	Avg	Lg	TD
2018	Carolina	1/0	2	4	2.0	7	0
Totals		1/0	2	4	2.0	7	0

## 2018 GAME-BY-GAME


**vs. DALLAS (9/9/18):** Saw action as a reserve tight end...Caught two passes for four yards...Added one tackle on special teams.

**GP/GS/DNP/IA: (1/0/0/0)**

## SINGLE-GAME CAREER HIGHS

<b>RECEPTIONS</b>	2	vs. Dallas (9/9/18)
<b>RECEIVING YARDS</b>	4	vs. Dallas (9/9/18)
<b>LONG RECEPTION</b>	7	vs. Dallas (9/9/18)

# OFFENSIVE LINE



**RYAN  
KALIL**

Ht: 6-2    Wt: 300    Exp: 12  
USC    Aqd: D2b '07  
Career GP/GS: (133/130) [8/8]

## 2018 GAME-BY-GAME

**vs. DALLAS (9/9/18):** Started at center...Helped anchor an offensive line that cleared holes for the Panthers to rush for 147 yards.


**GP/GS/DNP/IA: (1/1/0/0)**

## HONORS

- 5x Pro Bowl (2015, 2013, 2011, 2010, 2009)
- 2x PFWA All-NFL (2015)
- 2x AP First-team All-Pro (2015, 2013)
- 2x Sporting News All-Pro (2015, 2013)
- AP Second-team All-Pro (2011)
- PFWA All-NFC (2013)

## FRANCHISE RANKINGS

- 129 career starts are the second-most by an offensive lineman in team history.
- Earned fifth career Pro Bowl selection in 2015, tied with Luke Kuechly, Michael Bates, Julius Peppers, Steve Smith and Wesley Walls for the most in franchise history.



**TYLER  
LARSEN**

Ht: 6-4    Wt: 325    Exp: 3  
Utah State    Aqd: FA '16  
Career GP/GS: (23/15) [1/0]

## 2018 GAME-BY-GAME

**vs. DALLAS (9/9/18):** Served as a reserve offensive lineman and saw action on special teams.

**GP/GS/DNP/IA: (1/0/0/0)**



**BRENDAN  
MAHON**

Ht: 6-4    Wt: 320    Exp: R  
Penn State    Aqd: FA '18  
Career GP/GS: (0/0) [0/0]

## 2018 GAME-BY-GAME

**vs. DALLAS (9/9/18):** Inactive.

**GP/GS/DNP/IA: (0/0/0/1)**



**TAYLOR  
MOTON**

Ht: 6-5    Wt: 325    Exp: 2  
Western Michigan    Aqd: D2b '17  
Career GP/GS: (17/1) [1/0]

## 2018 GAME-BY-GAME

**vs. DALLAS (9/9/18):** Started at left tackle...Key part of an offensive line that cleared holes for the Panthers to rush for 147 yards.

**GP/GS/DNP/IA: (1/1/0/0)**



**COREY  
ROBINSON**

Ht: 6-7    Wt: 315    Exp: 4  
South Carolina    Aqd: TR '18 (DET)  
Career GP/GS: (24/8) [1/0]

## 2018 GAME-BY-GAME

**vs. DALLAS (9/9/18):** Saw action on special teams...Served as a reserve offensive lineman.

**GP/GS/DNP/IA: (1/0/0/0)**



## AMINI SILATOLU

Ht: 6-4    Wt: 305    Exp: 6  
Midwestern State    Aqd: FA '17  
Career GP/GS: (49/31) [0/0]

### 2018 GAME-BY-GAME

**vs. DALLAS (9/9/18):** Served as a reserve offensive lineman and saw action on special teams...Stepped in for an injured Daryl Williams in the second half.

GP/GS/DNP/IA: (1/0/0/0)

### HONORS

- Pro Football Weekly All-Rookie Team (2012)
- PFWA All-Rookie Team (2012)



## GREG VAN ROTEN

Ht: 6-3    Wt: 305    Exp: 4  
Penn    Aqd: FA '17  
Career GP/GS: (22/1) [0/0]

### 2018 GAME-BY-GAME

**vs. DALLAS (9/9/18):** Started at left guard, posting first career NFL start... Part of an offensive line that cleared holes for the Panthers to rush for 147 yards.

GP/GS/DNP/IA: (1/1/0/0)



## TRAI TURNER

Ht: 6-3    Wt: 315    Exp: 5  
LSU    Aqd: D3 '14  
Career GP/GS: (59/55) [6/6]


### 2018 GAME-BY-GAME

**vs. DALLAS (9/9/18):** Started at right guard...Key part of an offensive line that cleared holes for the Panthers to rush for 147 yards.

GP/GS/DNP/IA: (1/1/0/0)

### HONORS

- 3x Pro Bowl (2017, 2016, 2015)



## DARYL WILLIAMS

Ht: 6-6    Wt: 330    Exp: 4  
Oklahoma    Aqd: D4 '15  
Career GP/GS: (40/29) [4/2]

### 2018 GAME-BY-GAME

**vs. DALLAS (9/9/18):** Started at right tackle...Key part of an offensive line that cleared holes for the Panthers to rush for 147 yards...Left the game early with a knee injury.

GP/GS/DNP/IA: (1/1/0/0)

### HONORS

- AP All-Pro Second Team (2017)



# SPECIALISTS



## GRAHAM GANO

Ht: 6-2      Wt: 202      Exp: 9  
Florida State      Aqd: FA '12  
Career GP/GS: (123/0) [7/0]

### GANO CAREER STATISTICS

Year	Team	GP	FG	FGA	Pct	Lg	Blk	XP	XPA	Pct	Blk	Points
2009	Washington	4	4	4	100	46	0	6	7	85.7	1	18
2010	Washington	16	24	35	68.6	49	1	28	28	100.0	0	100
2011	Washington	16	31	41	75.6	59	5	25	26	96.2	1	118
2012	Carolina	6	9	11	81.8	51	0	20	21	95.2	0	47
2013	Carolina	16	24	27	88.9	55	1	42	42	100.0	0	114
2014	Carolina	16	29	35	82.9	53	1	34	34	100.0	0	121
2015	Carolina	16	30	36	83.3	52	4	56	59	94.9	1	146
2016	Carolina	16	30	38	78.9	54	0	31	34	91.2	2	121
2017	Carolina	16	29	30	96.7	48	0	34	37	91.9	1	121
2018	Carolina	1	1	1	100	27	0	1	1	50.0	0	4
Totals		123	211	258	81.8	59	12	277	289	95.8	6	910

### 2018 GAME-BY-GAME

**vs. DALLAS (9/9/18):** Converted a 27-yard field goal just before halftime, his only attempt of the day...Went 1-for-1 on extra point attempts.

### NFL RANKINGS

- Led the NFL with a 96.7 field goal percentage in 2017, converting 29-of-30 attempts.
- In 2017, led the league in touchback percentage with 84.8, turning 70-of-83 kickoffs into touchbacks.
- Tied NFL record for longest field goal in the postseason after nailing a 58-yard attempt in a Wild Card Playoff at New Orleans (1/7/18).
- In 2010, tied NFL record for the most overtime field goals in a season with three.

### FRANCHISE RANKINGS

- In 2017, set a franchise record and led the NFL in field goal percentage, hitting on 29-of-30 tries for 96.7 percent.
- Set a franchise record with a league-best 84.8 percent touchback percentage in 2017, booming 70-of-83 kickoffs into the endzone.
- Hit a 58-yard field goal in a Wild Card Playoff at New Orleans (1/7/18), setting a franchise record and tied the NFL record for the longest field goal in postseason history.
- In 2013, set a franchise record and tied for the NFL lead for the most made field goals of 50 yards or more with six.
- Set single-season franchise record in 2015 with a career-high 146 points.
- Ranks second in franchise history with 674 points (152 field goals, 218 PATs).

### HONORS

- Pro Bowl (2017)
- Ed Block Courage Award Winner (2017)
- NFC Special Teams Player of the Month (November, 2015)
- NFC Special Teams Player of the Week (Week 16, 2010)

### SINGLE-GAME CAREER HIGHS

FG ATTEMPTS	6	at Tennessee (11/21/10)
FG MADE	4	8x, last at Washington (12/19/16)
LONG FG ATTEMPT	63	vs. Atlanta (11/16/14)
LONG FG MADE	59	vs. San Francisco (11/16/11)
PAT ATTEMPTS	6	at New Orleans (12/6/16)
PAT MADE	5	9x, last vs. Tampa Bay (1/3/16)
POINTS	16	vs. San Francisco (9/18/16)



# J.J. JANSSEN

Ht: 6-2 Wt: 235 Exp: 11  
 Notre Dame Aqd: TR '09 (GB)  
 Career GP/GS: (145/0) [7/0]

## FRANCHISE RANKINGS

- 145 regular season games played are the most by a long snapper in franchise history and tied for eighth-most among all-time Panthers.

## HONORS

- Pro Bowl (2013)

## 2018 GAME-BY-GAME

**vs. DALLAS (9/9/18):** Saw action on special teams...Served as the long snapper on punts and placekicks.



# MICHAEL PALARDY

Ht: 5-11 Wt: 200 Exp: 3  
 Tennessee Aqd: FA '16  
 Career GP/GS: (24/0) [1/0]

## PALARDY CAREER STATISTICS

Year	Team	GP	No	Yds	Avg	Net	TB	In 20	Lg	Blk
2016	Carolina	7	36	1531	42.5	37.9	2	13	56	0
2017	Carolina	16	71	3269	46.0	42.4	4	25	63	0
2018	Carolina	1	6	287	47.8	42.3	1	3	52	0
<b>Totals</b>		<b>24</b>	<b>113</b>	<b>5087</b>	<b>45.0</b>	<b>41.0</b>	<b>7</b>	<b>41</b>	<b>63</b>	<b>0</b>

## 2018 GAME-BY-GAME

**vs. DALLAS (9/9/18):** Saw action on special teams...Punted six times, recorded a 47.8-yard gross average and a 42.3-yard net average...Stuck three punts inside the 20-yard line.

## NFL RANKINGS

- Ranked fifth in the NFL in net punting average (42.4) in 2017.

## FRANCHISE RANKINGS

- Set franchise record for highest net punting average (42.4) in single season in 2017.
- Tied for third-fewest touchbacks (four) among qualifying punters in single season in 2017.

## SINGLE-GAME CAREER HIGHS

<b>PUNTS</b>	7	2x, last at Atlanta (12/31/17)
<b>PUNTING YARDS</b>	353	at Tampa Bay (10/29/17)
<b>GROSS PUNTING AVERAGE</b>	52.6	at Chicago (10/22/17)
<b>NET PUNTING AVERAGE</b>	48.7	at San Francisco (9/10/17)
<b>LONG PUNT</b>	63	at New York Jets (11/26/17)
<b>PUNTS INSIDE THE 20</b>	4	at Tampa Bay (10/29/17)



# DEFENSIVE LINE



## MARIO ADDISON

Ht: 6-3 Wt: 260 Exp: 8  
Troy Aqd: FA '12  
Career GP/GS: (96/21) [7/1]

### ADDISON CAREER STATISTICS

YR	Team	G/GS	TOT	T	A	SACK	YDS	INT	LG	TD	PD	FF	FR	Yds
2011	Chi./Ind	6/0	5	1	4	0.0	0.0	0	0	0	0	0	0	0
2012	Ind./Was./Car.	12/1	4	4	0	1.0	5.0	0	0	0	0	1	1	0
2013	Carolina	16/2	14	8	6	2.5	20.5	0	0	0	0	1	1	0
2014	Carolina	16/0	21	13	8	6.5	59.5	0	0	0	0	1	2	0
2015	Carolina	14/0	19	11	8	6.0	27.0	0	0	0	1	0	0	0
2016	Carolina	14/1	26	21	5	9.5	49.5	0	0	0	1	2	1	0
2017	Carolina	16/16	50	35	15	11.0	70.5	0	1	0	0	2	0	0
2018	Carolina	1/1	4	2	2	1.5	9.5	0	0	0	0	1	0	0
Total		96/21	143	97	48	38.0	249.5	0	0	0	2	8	5	0

### 2018 GAME-BY-GAME

**vs. DALLAS (9/9/18):** Started at defensive end...Tallied four tackles, 1.5 sacks and a forced fumble...Recorded a strip-sack on Dallas' final offensive play of the game, knocking the ball out of quarterback Dak Prescott's hands.

**GP/GS/DNP/IA: (1/1/0/0)**

### NFL RANKINGS

• Recorded 20.5 sacks over his previous 24 games, dating back to a 2016 game at the Los Angeles Rams (11/6/16). He is tied for third in the NFL in sacks over that span.

### FRANCHISE RANKINGS

• Ranks fifth all-time in sacks in franchise history with 38.0 career sacks.

### SINGLE-GAME CAREER HIGHS

<b>TACKLES</b>	6	vs. New Orleans (9/24/17)
<b>SACKS</b>	2.5	vs. Detroit (9/14/14)
<b>FORCED FUMBLES</b>	1	8x, last vs. Dallas (9/9/18)
<b>FUMBLE RECOVERIES</b>	1	5x, last vs. New Orleans (11/17/16)



## VERNON BUTLER

Ht: 6-4 Wt: 330 Exp: 3  
Louisiana Tech Aqd: D1 '16  
Career GP/GS: (25/0) [1/0]

### BUTLER CAREER STATISTICS

YR	Team	G/GS	TOT	T	A	SACK	YDS	INT	LG	TD	PD	FF	FR	Yds
2016	Carolina	10/0	11	8	3	1.5	11.0	0	0	0	2	0	1	0
2017	Carolina	14/0	14	10	4	0.0	0.0	0	0	0	1	0	0	0
2018	Carolina	1/0	2	1	1	0.0	0.0	0	0	0	0	0	0	0
Total		25/0	27	19	8	1.5	11.0	0	0	1	1	0	1	0

### 2018 GAME-BY-GAME

**vs. DALLAS (9/9/18):** Saw action as a reserve defensive lineman...Recorded two tackles.

**GP/GS/DNP/IA: (1/0/0/0)**

### FRANCHISE RANKINGS

• Blocked two field goals in 2016, tying defensive end Julius Peppers for the most blocked field goals in a single season in team history.

### SINGLE-GAME CAREER HIGHS

<b>TACKLES</b>	3	at New York Jets (11/26/17)
<b>SACKS</b>	1.0	at Denver (9/8/16)
<b>PASSES DEFENSED</b>	1	3x, last at New York Jets (11/26/17)
<b>FUMBLE RECOVERIES</b>	1	at Tampa Bay (1/1/17)



## BRYAN COX JR.

Ht: 6-3 Wt: 270 Exp: 2  
Florida Aqd: FA '17  
Career GP/GS: (8/0) [1/0]

### COX JR. CAREER STATISTICS

YR	Team	G/GS	TOT	T	A	SACK	YDS	INT	LG	TD	PD	FF	FR	Yds
2017	Carolina	7/0	5	4	1	0.0	0.0	0	0	0	0	0	1	15
2018	Carolina	1/0	2	1	1	0.0	0.0	0	0	0	0	0	0	0
Total		8/0	7	5	2	0.0	0.0	0	0	0	0	0	1	15

### 2018 GAME-BY-GAME

**vs. DALLAS (9/9/18):** Saw action as a reserve defensive lineman...Recorded two tackles.

### SINGLE-GAME CAREER HIGHS

<b>TACKLES</b>	2	2x, last vs. Dallas (9/9/18)
<b>FUMBLE RECOVERIES</b>	1	vs. Tampa Bay (12/24/17)



# MARQUIS HAYNES

Ht: 6-2 Wt: 235 Exp: R  
Mississippi Aqd: D4b '18  
Career GP/GS: (0/0) [0/0]

## HAYNES CAREER STATISTICS

YR	Team	G/GS	TOT	T	A	SACK	YDS	INT	LG	TD	PD	FF	FR	Yds
2018	Carolina	0/0	0	0	0	0.0	0.0	0	0	0	0	0	0	0
<b>Total</b>		<b>0/0</b>	<b>0</b>	<b>0</b>	<b>0</b>	<b>0.0</b>	<b>0.0</b>	<b>0</b>	<b>0</b>	<b>0</b>	<b>0</b>	<b>0</b>	<b>0</b>	<b>0</b>

## 2018 GAME-BY-GAME

vs. DALLAS (9/9/18): Inactive.

GP/GS/DNP/IA: (0/0/0/1)



# KYLE LOVE

Ht: 6-1 Wt: 310 Exp: 7  
Mississippi State Aqd: FA '16  
Career GP/GS: (85/28) [11/4]

## LOVE CAREER STATISTICS

YR	Team	G/GS	TOT	T	A	SACK	YDS	INT	LG	TD	PD	FF	FR	Yds
2010	N.E.	9/1	7	5	2	1.0	4.0	0	0	0	1	0	0	0
2011	N.E.	16/13	33	20	13	3.0	14.0	0	0	0	0	0	1	0
2012	N.E.	16/11	25	11	14	1.5	4.0	0	0	0	0	0	0	0
2013	K.C./Jac.	2/0	4	1	3	0.0	0.0	0	0	0	0	0	0	0
2014	Carolina	0/0	0	0	0	0.0	0.0	0	0	0	0	0	0	0
2015	Carolina	15/2	19	13	6	3.0	23.0	0	0	0	0	0	1	0
2016	Carolina	10/1	19	11	8	1.5	11.0	0	0	0	0	1	1	0
2017	Carolina	16/0	16	10	6	3.5	26.5	0	0	0	0	0	0	0
2018	Carolina	1/0	3	3	0	0.0	0.0	0	0	0	0	0	0	0
<b>Total</b>		<b>85/28</b>	<b>126</b>	<b>74</b>	<b>52</b>	<b>13.5</b>	<b>82.5</b>	<b>0</b>	<b>0</b>	<b>0</b>	<b>1</b>	<b>1</b>	<b>3</b>	<b>0</b>

## 2018 GAME-BY-GAME

vs. DALLAS (9/9/18): Saw action as a reserve defensive tackle...Recorded three tackles.

GP/GS/DNP/IA: (1/0/0/0)

## SINGLE-GAME CAREER HIGHS

<b>TACKLES</b>	4	8x, last at Tampa Bay (1/1/17)
<b>SACKS</b>	1.0	11x, last vs. Minnesota (12/10/17)
<b>FUMBLE RECOVERIES</b>	1	3x, last at Washington (12/19/16)
<b>FORCED FUMBLES</b>	1	at Washington (12/19/16)



# WES HORTON

Ht: 6-5 Wt: 265 Exp: 6  
Southern California Aqd: FA '16  
Career GP/GS: (62/31) [3/2]



# EFE OBADA

Ht: 6-6 Wt: 265 Exp: 1  
no college Aqd: FA '17  
Career GP/GS: (0/0) [0/0]

## HORTON CAREER STATISTICS

YR	Team	G/GS	TOT	T	A	SACK	YDS	INT	LG	TD	PD	FF	FR	Yds
2013	Carolina	10/0	8	7	1	2.0	9.0	0	0	0	0	0	0	0
2014	Carolina	16/15	26	17	9	3.0	17.0	0	0	0	1	1	0	0
2015	Carolina	8/2	8	6	2	1.0	3.0	0	0	0	0	0	0	0
2016	Carolina	11/10	13	8	5	2.5	11.5	0	0	0	0	2	2	4
2017	Carolina	16/0	17	13	4	5.5	35.5	0	0	0	0	3	0	0
2018	Carolina	1/1	3	2	1	1.5	5.5	0	0	0	0	0	0	0
<b>Total</b>		<b>62/31</b>	<b>75</b>	<b>53</b>	<b>22</b>	<b>15.5</b>	<b>81.5</b>	<b>0</b>	<b>0</b>	<b>0</b>	<b>1</b>	<b>6</b>	<b>2</b>	<b>4</b>

## 2018 GAME-BY-GAME

**vs. DALLAS (9/9/18):** Started at defensive end...Tallied three tackles, 1.5 sacks and one quarterback pressure.

**GP/GS/DNP/IA:** (1/1/0/0)

## NFL RANKINGS

- Has recorded five forced fumbles since 12/19/16, tying for second-most among all NFL players in forced fumble since that date.

## SINGLE-GAME CAREER HIGHS

**TACKLES** 4 3x times, last at New York Jets (11/26/17)  
**SACKS** 2.0 vs. Tampa Bay (12/1/13)  
**FORCED FUMBLES** 1 6x times, last vs. Tampa Bay (12/24/17)


## OBADA CAREER STATISTICS

YR	Team	G/GS	TOT	T	A	SACK	YDS	INT	LG	TD	PD	FF	FR	Yds
2018	Carolina	0/0	0	0	0	0.0	0.0	0	0	0	0	0	0	0
<b>Total</b>		<b>0/0</b>	<b>0</b>	<b>0</b>	<b>0</b>	<b>0.0</b>	<b>0.0</b>	<b>0</b>	<b>0</b>	<b>0</b>	<b>0</b>	<b>0</b>	<b>0</b>	<b>0</b>

## 2018 GAME-BY-GAME

**vs. DALLAS (9/9/18):** Inactive.

**GP/GS/DNP/IA:** (0/0/0/1)



# JULIUS PEPPERS

Ht: 6-7 Wt: 295 Exp: 17  
North Carolina Aqd: UFA '17 (GB)  
Career GP/GS: (251/232) [18/18]

## 2018 GAME-BY-GAME

vs. DALLAS (9/9/18): Saw action at defensive end...Tallied two tackles and one quarterback pressure.

GP/GS/DNP/IA: (1/0/0/0)

## NFL RANKINGS

- Ranks fourth in NFL history with 154.5 career sacks, the most sacks by any active NFL player.
- Only player in NFL history with at least 150 sacks and 10 or more interceptions.
- Has 20 career opponent fumble recoveries, the most among active players and tied for second-most since 2000.
- Has 49 career forced fumbles, ranking second in the NFL in that category since 2000.
- 11 career interceptions ranks second all-time for defensive ends.
- Produced 10 seasons with double-digit sacks which ranks fourth all-time in NFL history.
- First in the NFL among active players with 13 blocked kicks (12 field goals, one extra point).
- Has six career defensive touchdowns (4 INT, 2 FR) which ties for first in the NFL among active defensive linemen and linebackers.
- Played in 251 career games, tied for seventh all-time among defensive players and sixth among all active NFL players.
- Has played in 161 consecutive regular season games, the fourth-longest active streak in the NFL.
- Named to nine Pro Bowls, tied for sixth-most among all active players.

## NFL POSTSEASON RANKINGS

- Has played in 18 career postseason games, tied for fifth-most among active NFL players.
- Has 6.5 career sacks in postseason, tying for seventh among active players.

## FRANCHISE RANKINGS

- All-time leader in sacks (92.0).
- All-time leader in forced fumbles (31).
- All-time leader in blocked field goals (8).
- Tied for second in franchise history in opponent fumble recoveries (9).
- Tied for third all-time in defensive touchdowns (3 total: 2 INT, 1 FR).
- Posted the second-most interception return yards for one season (143) in 2004.
- Holds record for longest interception return in a game in franchise history with a 97-yard return at Denver (10/10/04).

## FRANCHISE POSTSEASON RANKINGS

- Tied for most career postseason starts (nine) in franchise history, and tied for third in most career postseason games (nine) played.

## PEPPERS CAREER STATISTICS


YR	Team	G/GS	TOT	T	A	SACK	YDS	INT	LG	TD	PD	FF	FR	YDS
2002	Carolina	12/12	54	37	17	12.0	78	1	21	0	4	5	0	0
2003	Carolina	16/16	65	48	17	7.0	39	0	0	0	6	3	0	0
2004	Carolina	16/16	85	63	22	11.0	71	2	97	1	6	4	1	60
2005	Carolina	16/16	70	46	24	10.5	61.5	0	0	0	4	2	1	10
2006	Carolina	16/16	75	61	14	13.0	89	0	0	0	6	3	2	0
2007	Carolina	14/14	55	37	18	2.5	22.5	1	0	0	3	3	2	0
2008	Carolina	16/16	63	41	22	14.5	82.5	0	0	0	7	5	0	0
2009	Carolina	16/14	56	35	21	10.5	52.5	2	13t	1	4	5	1	0
2010	Chicago	16/16	64	47	17	8.0	54	2	1	0	7	3	0	0
2011	Chicago	16/16	43	31	12	11.0	60	0	0	0	1	3	2	0
2012	Chicago	16/16	43	33	10	11.5	73.5	0	0	0	0	1	4	6
2013	Chicago	16/16	47	35	12	7.0	44	1	14	0	4	2	1	42
2014	Green Bay	16/16	45	33	12	7.0	41.5	2	52t	2	11	4	3	2
2015	Green Bay	16/16	42	31	11	10.5	57	0	0	0	0	2	0	0
2016	Green Bay	16/11	30	22	8	7.5	47.5	0	0	0	3	2	1	0
2017	Carolina	16/5	33	27	6	11.0	61.0	0	0	0	0	2	2	0
2018	Carolina	1/0	2	2	0	0.0	0.0	0	0	0	0	0	0	0
Total		251/232	872	629	243	154.5	934.5	11	97	4	66	49	20	120

## HONORS

- 9x Pro Bowl (2015, 2012, 2011, 2010, 2009, 2008, 2006, 2005, 2004)
- 3x AP First Team All-Pro (2010, 2006, 2004)
- AP Second Team All-Pro (2009)
- NFL Defensive Player of the Year (2002)
- NFL All-Decade Team (2000s)
- 4x NFC Defensive Player of the Month
- 5x NFC Defensive Player of the Week

## SINGLE-GAME CAREER HIGHS

TACKLES	12	vs. Baltimore (11/17/13)
SACKS	3.0	9x, last at Arizona (12/23/12)
INTERCEPTIONS	1	11x, last vs. Philadelphia (11/16/14)
FORCED FUMBLES	2	2x, last at Oakland (11/9/08)
FUMBLE RECOVERIES	2	vs. Tampa Bay (12/24/17)



# DONTARI POE

Ht: 6-3 Wt: 346 Exp: 7  
Memphis Aqd: UFA '18 (Atl)  
Career GP/GS: (95/93) [6/6]

## POE CAREER STATISTICS

Year	Team	GP/GS	Tot	T	A	Sack	Yds	INT	Lg	TD	PD	FF	FR	Yds	TD
2012	Kansas City	16/16	38	28	10	0.0	0.0	0	0	0	4	0	0	0	0
2013	Kansas City	15/15	51	43	8	4.5	30.5	0	0	0	4	0	0	0	0
2014	Kansas City	16/16	45	37	8	6.0	30.5	0	0	0	1	0	0	0	0
2015	Kansas City	15/13	39	29	10	1.0	2.0	0	0	0	0	1	1	0	0
2016	Kansas City	16/16	27	18	9	1.5	2.5	0	0	0	3	1	0	0	0
2017	Atlanta	16/16	39	23	16	2.5	17.5	0	0	0	2	0	0	0	0
2018	Carolina	1/1	1	0	1	0.0	0.0	0	0	0	0	0	0	0	0
<b>Totals</b>		<b>95/93</b>	<b>240</b>	<b>178</b>	<b>62</b>	<b>15.5</b>	<b>83.0</b>	<b>0</b>	<b>0</b>	<b>0</b>	<b>14</b>	<b>2</b>	<b>1</b>	<b>0</b>	<b>0</b>

## 2018 GAME-BY-GAME

vs. DALLAS (9/9/18): Started at defensive tackle and recorded one tackle.

GP/GS/DNP/IA: (1/1/0/0)

## NFL RANKINGS

- Ranks seventh in the NFL in pass deflections (14) among defensive tackles since 2012.

## HONORS

- 2x Pro Bowl (2014, 2013)
- AP Second Team All-Pro (2013)



# KAWANN SHORT

Ht: 6-3 Wt: 315 Exp: 6  
Purdue Aqd: D2 '13  
Career GP/GS: (81/78) [7/6]

## SHORT CAREER STATISTICS

YR	Team	G/GS	TOT	T	A	SACK	YDS	INT	LG	TD	PD	FF	FR	YDS
2013	Carolina	16/0	33	21	12	1.5	9.0	0	0	0	0	1	1	0
2014	Carolina	16/9	38	28	10	3.5	19.5	0	0	0	3	1	2	0
2015	Carolina	16/16	51	40	11	11.0	91.0	0	0	0	6	3	2	0
2016	Carolina	16/16	54	41	13	6.0	31.0	0	0	0	4	1	0	0
2017	Carolina	16/16	53	40	13	7.5	35.5	0	0	0	1	2	1	0
2018	Carolina	1/1	2	2	0	2.0	###	0	0	0	0	0	0	0
<b>Total</b>		<b>81/78</b>	<b>231</b>	<b>172</b>	<b>59</b>	<b>31.5</b>	<b>186.0</b>	<b>0</b>	<b>0</b>	<b>0</b>	<b>14</b>	<b>8</b>	<b>7</b>	<b>0</b>

## 2018 GAME-BY-GAME

vs. DALLAS (9/9/18): Started at defensive tackle and tallied two sacks.

GP/GS/DNP/IA: (1/1/0/0)

## NFL RANKINGS

- Recorded 11.0 sacks in 2015, tied for the NFL lead among defensive tackles...Had four games with two or more sacks in 2015, second-most in the NFL.
- Since the start of 2015, has 24.5 sacks, the third-most in the NFL by a defensive tackle over the past three seasons.

## FRANCHISE RANKINGS

- Led the Panthers with a career-high 11.0 sacks in 2015, most by a defensive tackle in team history.
- Named NFC Defensive Player of the Month for October and December to become the first player in franchise history to win multiple Player of the Month Awards in a single season.
- Became first defensive tackle in team history to be named Defensive Player of the Month (October, December)...Became first defensive tackle in team history to be named Player of the Week (Week 6).


## HONORS

- Pro Bowl (2015)
- AP All-Pro Second Team (2015)
- PFWA All-NFC (2015)
- NFC Defensive Player of the Month (2015 - October, December)
- NFC Defensive Player of the Week (2015 - Week 6)
- PFWA All-Rookie (2013)

## SINGLE-GAME CAREER HIGHS

<b>TACKLES</b>	7	2x, last at Atlanta (12/27/15)
<b>SACKS</b>	3.0	vs. Philadelphia (10/25/15)
<b>FORCED FUMBLES</b>	2	vs. Atlanta (12/13/15)
<b>FUMBLE RECOVERIES</b>	1	6x, last vs. Philadelphia (10/12/17)

# LINEBACKERS



**JERMAINE  
CARTER JR.**

Ht: 6-1    Wt: 225    Exp: R  
Maryland    Aqd: D5 '18  
Career GP/GS: (1/0) [0/0]



**BEN  
JACOBS**

Ht: 6-4    Wt: 240    Exp: 4  
Fresno State    Aqd: FA '16  
Career GP/GS: (58/0) [6/0]

## CARTER CAREER STATISTICS

Year	Team	GP/GS	Tot	T	A	Sack	Yds	INT	Yds	Lg	TD	PD	FF	FR	Yds
2018	Carolina	1/0	0	0	0	0.0	0.0	0	0	0	0	0	0	0	0
<b>Totals</b>		<b>1/0</b>	<b>0</b>	<b>0</b>	<b>0</b>	<b>0.0</b>	<b>0.0</b>	<b>0</b>	<b>0</b>	<b>0</b>	<b>0</b>	<b>0</b>	<b>0</b>	<b>0</b>	<b>0</b>

## 2018 GAME-BY-GAME

**vs. DALLAS (9/9/18):** Saw action on special teams...Did not record any statistics.

**GP/GS/DNP/IA: (1/0/0/0)**


## JACOBS CAREER STATISTICS

Year	Team	GP/GS	Tot	T	A	Sack	Yds	INT	Yds	Lg	TD	PD	FF	FR	Yds
2011	Cleveland	5/0	0	0	0	0.0	0.0	0	0	0	0	0	0	0	0
2013	Carolina	0/0	0	0	0	0.0	0.0	0	0	0	0	0	0	0	0
2014	Carolina	16/0	1	1	0	0.0	0.0	0	0	0	0	0	0	0	0
2015	Carolina	16/0	7	6	1	0.0	0.0	0	0	0	0	0	0	0	0
2016	Carolina	4/0	0	0	0	0.0	0.0	0	0	0	0	0	0	0	0
2017	Carolina	16/0	0	0	0	0.0	0.0	0	0	0	0	0	0	0	0
2018	Carolina	1/0	0	0	0	0.0	0.0	0	0	0	0	0	0	0	0
<b>Totals</b>		<b>58/0</b>	<b>8</b>	<b>7</b>	<b>1</b>	<b>0.0</b>	<b>0.0</b>	<b>0</b>	<b>0</b>	<b>0</b>	<b>0</b>	<b>0</b>	<b>0</b>	<b>0</b>	<b>0</b>

## 2018 GAME-BY-GAME

**vs. DALLAS (9/9/18):** Saw action on special teams...Did not record any statistics.

**GP/GS/DNP/IA: (1/0/0/0)**



# LUKE KUECHLY

Ht: 6-3      Wt: 238      Exp: 7  
Boston College      Aqd: D1 '12  
Career GP/GS: (87/87) [7/7]

## 2018 GAME-BY-GAME

**vs. DALLAS (9/9/18):** Started at linebacker...Recorded a team-high 13 tackles...Added one quarterback pressure.

**GP/GS/DNP/IA: (1/1/0/0)**

## NFL RANKINGS

- Leads the NFL with 831 tackles (based on press box statistics) since entering the league in 2012.
- Led the NFL in tackles in 2012 and 2014...In 2012, he became the first rookie since San Francisco's Patrick Willis (2007) to lead the NFL in tackles.
- Tied NFL single-game record with 24 tackles (based on press box statistics) vs. New Orleans (12/22/13), previously accomplished by David Harris for the New York Jets (11/4/07).
- Recorded 15 interceptions since entering the league in 2012, the most among NFL linebackers.
- Leads all NFL linebackers with 22 total takeaways (15 interceptions, seven opponent fumble recoveries) since 2012.

## FRANCHISE RANKINGS

- Set Panthers single-season record with 205 tackles (coaches film) in 2012.
- Ranks third in franchise history with 943 career tackles (coaches film).
- Owns three of the top five single-season tackle totals in team history.
- Only player in franchise history with more than 100 tackles in each of his first six seasons as a Panther.
- Amassed a team-record 26 tackles in Panthers' 17-13 playoff-clinching win vs. New Orleans (12/22/13).
- Ranks fourth all-time with 15 interceptions and tied for fourth with 22 takeaways.

## KUECHLY CAREER STATISTICS

Year	Team	GP/GS	Tot	T	A	Sack	Yds	INT	Yds	Lg	TD	PD	FF	FR	Yds	TD
2012	Carolina	16/16	205	135	70	1.0	4.0	2	22	25	0	5	0	3	9	0
2013	Carolina	16/16	176	115	61	2.0	15.0	4	33	30	0	5	0	0	0	0
2014	Carolina	16/16	166	124	42	3.0	19.0	1	0	0	0	12	1	1	0	0
2015	Carolina	13/13	137	110	27	1.0	5.0	4	48	32t	1	5	2	1	0	0
2016	Carolina	10/10	112	88	24	2.0	16.0	1	1	1	0	6	1	0	0	0
2017	Carolina	15/15	134	108	26	1.5	6.0	3	23	23	1	4	1	3	34	1
2018	Carolina	1/1	13	9	4	0.0	0.0	0	0	0	0	0	0	0	0	0
Totals		87/87	943	689	254	10.5	65.0	15	127	32t	2	37	5	8	43	1

## HONORS

- 4x AP All-Pro First-Team (2017, 2015, 2014, 2013)
- 5x Pro Bowl (2017, 2016, 2015, 2014, 2013)
- 5x Sporting News All-Pro (2017, 2016, 2015, 2014, 2013)
- NFL Art Rooney Sportsmanship Award Winner (2017)
- AP All-Pro Second-Team (2016)
- 4x PFWA All-NFC (2017, 2015, 2014, 2013)
- 2x Sports Illustrated All-Pro (2014, 2013)
- AP Defensive Player of the Year (2013)
- NFL 101 NFC Defensive Player of the Year (2013)
- Sporting News Defensive Player of the Year (2013)
- AP Defensive Rookie of the Year (2012)
- PFWA Defensive Rookie of the Year (2012)
- 5x NFC Defensive Player of the Week (2017, Week 12; 2015, Week 12; 2013, Weeks 10 and 16; 2012, Week 14)
- NFL Defensive Rookie of the Month (2012, December)

## SINGLE-GAME CAREER HIGHS

<b>TACKLES</b>	26	vs. New Orleans (12/22/13)
<b>SACKS</b>	2.0	at Minnesota (11/30/14)
<b>INTERCEPTIONS</b>	2	vs. Dallas (11/26/15)
<b>PASSES DEFENSED</b>	2	4x, last at Atlanta (12/28/14)
<b>FORCED FUMBLES</b>	1	5x, last vs. Buffalo (9/17/17)
<b>FUMBLE RECOVERIES</b>	1	8x, last at New Orleans (12/3/17)





## DAVID MAYO

Ht: 6-2 Wt: 245 Exp: 4  
Texas State Aqd: D5a '15  
Career GP/GS: (44/2) [4/0]

### MAYO CAREER STATISTICS

Year	Team	GP/GS	Tot	T	A	Sack	Yds	INT	Yds	Lg	TD	PD	FF	FR	Yds
2015	Carolina	12/0	0	0	0	0.0	0.0	0	0	0	0	0	0	0	0
2016	Carolina	15/0	9	7	2	0.0	0.0	0	0	0	0	0	0	0	0
2017	Carolina	16/1	16	10	6	0.0	0.0	0	0	0	1	0	0	0	0
2018	Carolina	1/1	1	1	0	0.0	0.0	0	0	0	0	0	0	0	0
<b>Totals</b>		<b>44/2</b>	<b>26</b>	<b>18</b>	<b>8</b>	<b>0.0</b>	<b>0.0</b>	<b>0</b>	<b>0</b>	<b>0</b>	<b>1</b>	<b>0</b>	<b>0</b>	<b>0</b>	<b>0</b>

### 2018 GAME-BY-GAME

vs. DALLAS (9/9/18): Started at linebacker in place of a suspended Thomas Davis...Tallied one tackle and one quarterback pressure.

GP/GS/DNP/IA: (1/1/0/0)

### SINGLE-GAME CAREER HIGHS

TACKLES 7 at Tampa Bay (1/1/17)  
PASSES DEFENSED 1 vs. Philadelphia (10/12/17)



## ANDRE SMITH

Ht: 6-0 Wt: 240 Exp: R  
North Carolina Aqd: D7a '18  
Career GP/GS: (0/0) [0/0]

### SMITH CAREER STATISTICS

Year	Team	GP/GS	Tot	T	A	Sack	Yds	INT	Yds	Lg	TD	PD	FF	FR	Yds
2018	Carolina	0/0	0	0	0	0.0	0.0	0	0	0	0	0	0	0	0
<b>Totals</b>		<b>0/0</b>	<b>0</b>	<b>0</b>	<b>0</b>	<b>0.0</b>	<b>0.0</b>	<b>0</b>	<b>0</b>	<b>0</b>	<b>0</b>	<b>0</b>	<b>0</b>	<b>0</b>	<b>0</b>

### 2018 GAME-BY-GAME

vs. DALLAS (9/9/18): Inactive.

GP/GS/DNP/IA: (0/0/0/1)



## JARED NORRIS

Ht: 6-1 Wt: 238 Exp: 3  
Utah Aqd: FA '16  
Career GP/GS: (26/0) [0/0]

### NORRIS CAREER STATISTICS

Year	Team	GP/GS	Tot	T	A	Sack	Yds	INT	Yds	Lg	TD	PD	FF	FR	Yds
2016	Carolina	14/0	0	0	0	0.0	0.0	0	0	0	0	0	0	0	0
2017	Carolina	11/0	0	0	0	0.0	0.0	0	0	0	0	0	0	0	0
2018	Carolina	1/0	0	0	0	0.0	0.0	0	0	0	0	0	0	0	0
<b>Totals</b>		<b>26/0</b>	<b>0</b>	<b>0</b>	<b>0</b>	<b>0.0</b>	<b>0.0</b>	<b>0</b>	<b>0</b>	<b>0</b>	<b>0</b>	<b>0</b>	<b>0</b>	<b>0</b>	<b>0</b>

### 2018 GAME-BY-GAME

vs. DALLAS (9/9/18): Saw action on special teams...Posted one special teams tackle on punt.

GP/GS/DNP/IA: (1/0/0/0)



## SHAQ THOMPSON

Ht: 6-0 Wt: 230 Exp: 4  
Washington Aqd: D1 '15  
Career GP/GS: (43/37) [4/4]

### THOMPSON CAREER STATISTICS

Year	Team	GP/GS	Tot	T	A	Sack	Yds	INT	Yds	Lg	TD	PD	FF	FR	Yds	TD
2015	Carolina	14/10	61	42	19	1.0	0.0	0	0	0	0	4	0	0	0	0
2016	Carolina	14/12	70	56	14	0.0	0.0	1	12	12	0	3	0	2	9	1
2017	Carolina	14/14	75	56	19	2.0	15.0	0	0	0	0	1	0	0	0	0
2018	Carolina	1/1	9	5	4	1.0	7.0	0	0	0	0	0	0	0	0	0
<b>Totals</b>		<b>43/37</b>	<b>215</b>	<b>159</b>	<b>56</b>	<b>4.0</b>	<b>22.0</b>	<b>1</b>	<b>12</b>	<b>12</b>	<b>0</b>	<b>8</b>	<b>0</b>	<b>2</b>	<b>9</b>	<b>1</b>

### 2018 GAME-BY-GAME

vs. DALLAS (9/9/18): Started at linebacker and tallied nine tackles and one sack...Brought down quarterback Dak Prescott for a seven-yard loss.


GP/GS/DNP/IA: (1/1/0/0)

### SINGLE-GAME CAREER HIGHS

TACKLES 11 2x, last vs. Atlanta (12/24/16)  
SACKS 1.0 4x, last vs. Dallas (9/9/18)  
INTERCEPTIONS 1 vs. San Diego (12/11/16)  
FUMBLE RECOVERIES 1 2x, last vs. San Francisco (9/18/16)



# DEFENSIVE BACKS



## MIKE ADAMS

Ht: 5-11 Wt: 205 Exp: 15  
 Delaware Aqd: UFA '17 (Ind)  
 Career GP/GS: (207/134) [7/7]

### ADAMS CAREER STATISTICS

Year	Team	GP/GS	Tot	T	A	Sack	Yds	INT	Yds	Lg	TD	PD	FF	FR	Yds
2004	San Francisco	8/0	4	2	2	0.0	0.0	1	0	0	0	1	0	1	0
2005	San Francisco	14/10	68	55	13	1.0	5.0	4	36	40t	1	10	1	1	0
2006	San Francisco	16/8	67	53	14	0.0	0.0	0	0	0	3	0	0	0	0
2007	Cleveland	15/0	11	9	2	1.0	7.0	0	0	0	2	0	1	0	0
2008	Cleveland	14/5	42	20	22	0.0	0.0	2	18	18	0	2	0	1	0
2009	Cleveland	16/9	61	52	9	1.0	6.0	0	0	0	8	0	1	1	0
2010	Cleveland	15/2	34	31	3	1.0	10.0	2	51	26	0	6	0	0	0
2011	Cleveland	16/16	61	41	20	0.0	0.0	3	33	29	0	6	1	1	0
2012	Denver	16/16	80	60	20	1.0	2.0	0	0	0	11	2	2	0	0
2013	Denver	16/7	60	45	15	0.0	0.0	1	3	3	0	6	0	1	0
2014	Indianapolis	16/16	93	71	22	0.0	0.0	5	24	10	0	11	2	2	0
2015	Indianapolis	13/13	76	54	22	1.0	8.0	5	63	38	1	6	3	1	0
2016	Indianapolis	15/15	80	65	15	0.0	0.0	2	56	56	0	2	2	2	0
2017	Carolina	16/16	75	68	7	0.0	0.0	2	42	40	0	10	1	2	0
2018	Carolina	1/1	5	4	1	0.0	0.0	0	0	0	0	0	0	0	0
<b>Totals</b>		<b>207/134</b>	<b>817</b>	<b>630</b>	<b>187</b>	<b>6.0</b>	<b>38.0</b>	<b>27</b>	<b>326</b>	<b>56</b>	<b>2</b>	<b>84</b>	<b>12</b>	<b>16</b>	<b>1</b>

### 2018 GAME-BY-GAME

vs. DALLAS (9/9/18): Started at safety and recorded five tackles.

GP/GS/DNP/IA: (1/1/0/0)

### NFL RANKINGS


• Recorded 21 takeaways (14 interceptions, seven fumble recoveries) since 2014, ranking third among all NFL defenders over that stretch.

### HONORS

- 2x Pro Bowl (2014, 2015)
- AFC Defensive Player of the Week (2015, Week 5)

### SINGLE-GAME CAREER HIGHS

<b>TACKLES</b>	12	2x, last at Dallas (12/21/14)
<b>SACKS</b>	1.0	6x, last at Jacksonville (12/13/15)
<b>FORCED FUMBLES</b>	1	12x, last at New Orleans (12/3/17)
<b>FUMBLE RECOVERIES</b>	1	16x, last vs. Green Bay (12/17/17)
<b>INTERCEPTIONS</b>	2	4x, last at Houston (10/8/15)
<b>PASSES DEFENSED</b>	3	4x, last vs. Tennessee (9/28/14)



## JAMES BRADBERRY

Ht: 6-1 Wt: 212 Exp: 3  
 Samford Aqd: D2 '16  
 Career GP/GS: (30/30) [1/1]

### BRADBERRY CAREER STATISTICS

Year	Team	GP/GS	Tot	T	A	Sack	Yds	INT	Yds	Lg	TD	PD	FF	FR	Yds
2016	Carolina	13/13	60	55	5	0.0	0.0	2	21	16	0	11	0	0	0
2017	Carolina	16/16	74	66	8	1.0	7.0	2	3	0	0	12	2	0	0
2018	Carolina	1/1	1	1	0	0.0	0.0	0	0	0	0	1	0	0	0
<b>Totals</b>		<b>30/30</b>	<b>135</b>	<b>122</b>	<b>13</b>	<b>1.0</b>	<b>7.0</b>	<b>4</b>	<b>24</b>	<b>16</b>	<b>0</b>	<b>24</b>	<b>2</b>	<b>0</b>	<b>0</b>

### 2018 GAME-BY-GAME

vs. DALLAS (9/9/18): Started at cornerback...Recorded one tackle and one pass defended.

GP/GS/DNP/IA: (1/1/0/0)

### NFL RANKINGS

• Led all NFL cornerbacks with 85 tackles (press box statistics) in 2017 season.

### SINGLE-GAME CAREER HIGHS

<b>TACKLES</b>	8	3x, last vs. Atlanta (11/5/17)
<b>INTERCEPTIONS</b>	1	4x, last vs. Green Bay (12/17/17)
<b>PASSES DEFENSED</b>	3	at Los Angeles Rams (11/6/16)
<b>FORCED FUMBLES</b>	1	2x, last vs. Green Bay (12/17/17)



## LORENZO DOSS

Ht: 5-11 Wt: 185 Exp: 4  
 Tulane Aqd: FA '18  
 Career GP/GS: (15/0) [0/0]

### DOSS CAREER STATISTICS

Year	Team	GP/GS	Tot	T	A	Sack	Yds	INT	Yds	Lg	TD	PD	FF	FR	Yds
2015	Denver	6/0	0	0	0	0.0	0	0	0	0	0	0	0	0	0
2016	Denver	6/0	4	4	0	0.0	0	0	0	0	2	0	0	0	0
2017	Denver	3/0	0	0	0	0.0	0	0	0	0	0	0	0	0	0
2018	Carolina	0/0	0	0	0	0.0	0	0	0	0	0	0	0	0	0
<b>Totals</b>		<b>15/0</b>	<b>4</b>	<b>4</b>	<b>0</b>	<b>0.0</b>	<b>0</b>	<b>0</b>	<b>0</b>	<b>0</b>	<b>2</b>	<b>0</b>	<b>0</b>	<b>0</b>	<b>0</b>

### 2018 GAME-BY-GAME

vs. DALLAS (9/9/18): Inactive.

GP/GS/DNP/IA: (0/0/0/1)



## CORN ELDER

Ht: 5-10 Wt: 185 Exp: 2  
Miami Aqd: D5 '17  
Career GP/GS: (1/0) [0/0]


### ELDER CAREER STATISTICS

Year	Team	GP/GS	Tot	T	A	Sack	Yds	INT	Yds	Lg	TD	PD	FF	FR	Yds
2017	Carolina	0/0	0	0	0	0.0	0	0	0	0	0	0	0	0	0
2018	Carolina	1/0	0	0	0	0.0	0	0	0	0	0	0	0	0	0
Totals		1/0	0	0	0	0.0	0	0	0	0	0	0	0	0	0

### 2018 GAME-BY-GAME

vs. DALLAS (9/9/18): Saw action on special teams...Did not record any statistics.

GP/GS/DNP/IA: (1/0/0/0)



## DONTÉ JACKSON

Ht: 5-10 Wt: 180 Exp: R  
LSU Aqd: D2 '18  
Career GP/GS: (1/1) [0/0]


### JACKSON CAREER STATISTICS

Year	Team	GP/GS	Tot	T	A	Sack	Yds	INT	Yds	Lg	TD	PD	FF	FR	Yds
2018	Carolina	1/1	5	4	1	0.0	0	0	0	0	0	1	0	0	0
Totals		1/1	5	4	1	0.0	0	0	0	0	0	1	0	0	0

### 2018 GAME-BY-GAME

vs. DALLAS (9/9/18): Started in NFL debut...Recorded five tackles and one pass defended.

GP/GS/DNP/IA: (1/1/0/0)



## RASHAAN GAULDEN

Ht: 6-1 Wt: 200 Exp: R  
Tennessee Aqd: D3 '18  
Career GP/GS: (1/0) [0/0]

### GAULDEN CAREER STATISTICS

Year	Team	GP/GS	Tot	T	A	Sack	Yds	INT	Yds	Lg	TD	PD	FF	FR	Yds
2018	Carolina	1/0	0	0	0	0.0	0	0	0	0	0	0	0	0	0
Totals		1/0	0	0	0	0.0	0	0	0	0	0	0	0	0	0

### 2018 GAME-BY-GAME

vs. DALLAS (9/9/18): Saw action as a reserve safety...Saw action on special teams...Did not record any statistics.

GP/GS/DNP/IA: (1/0/0/0)



## COLIN JONES

Ht: 6-0 Wt: 205 Exp: 8  
TCU Aqd: TR '12 (SF)  
Career GP/GS: (106/13) [9/1]

### JONES CAREER STATISTICS

Year	Team	GP/GS	Tot	T	A	Sack	Yds	INT	Yds	Lg	TD	PD	FF	FR	Yds
2011	San Francisco	13/0	0	0	0	0.0	0	0	0	0	0	0	0	0	0
2012	Carolina	15/0	3	2	1	0.0	0	0	0	0	0	0	0	0	0
2013	Carolina	16/0	1	1	0	0.0	0	0	0	0	0	0	0	0	0
2014	Carolina	16/2	20	19	1	1.0	6.0	0	0	0	4	1	0	0	0
2015	Carolina	15/3	17	14	3	0.0	0.0	1	0	0	0	0	0	0	0
2016	Carolina	14/1	2	1	1	0.0	0.0	0	0	0	0	0	0	0	0
2017	Carolina	16/7	21	14	7	0.0	0.0	1	10	0	0	2	0	0	0
2018	Carolina	1/0	2	1	1	0.0	0.0	0	0	0	0	0	0	0	0
Totals		106/13	66	52	14	1.0	6.0	2	10	0	6	1	0	0	0


### 2018 GAME-BY-GAME

vs. DALLAS (9/9/18): Saw action as a reserve safety...Tallied two tackles.

GP/GS/DNP/IA: (1/0/0/0)

### SINGLE-GAME CAREER HIGHS

TACKLES	6	at Detroit (10/8/17)
INTERCEPTIONS	1	2x, last vs. Green Bay (12/17/17)
FORCED FUMBLES	1	at Tampa Bay (12/14/14)
PASSES DEFENSED	2	at Tampa Bay (12/14/14)



# CAPTAIN MUNNERLYN

Ht: 5-9 Wt: 195 Exp: 10  
South Carolina Aqd: UFA '17 (MIN)  
Career GP/GS: (139/80) [3/1]



# DA'NORRIS SEARCY

Ht: 5-11 Wt: 205 Exp: 8  
North Carolina Aqd: FA '18  
Career GP/GS: (108/57) [2/0]

## MUNNERLYN CAREER STATISTICS

Year	Team	GP/GS	Tot	T	A	Sack	Yds	INT	Yds	Lg	TD	PD	FF	FR	Yds
2009	Carolina	15/4	43	35	8	0.0	0.0	0	0	0	0	2	1	1	0
2010	Carolina	16/5	47	41	6	0.0	0.0	3	37	37t	1	10	1	0	0
2011	Carolina	14/14	55	36	19	2.0	7.0	0	0	0	0	7	1	1	0
2012	Carolina	16/11	66	51	15	0.0	0.0	2	107	74t	2	6	0	0	0
2013	Carolina	16/16	86	60	26	3.5	22.5	2	86	45t	2	13	1	1	0
2014	Minnesota	16/16	69	54	15	0.0	0.0	2	1	1	0	7	0	1	0
2015	Minnesota	16/5	56	48	8	1.0	9.0	2	30	32	0	7	1	2	55
2016	Minnesota	15/9	51	38	13	0.0	0.0	0	0	0	0	3	1	0	0
2017	Carolina	14/0	30	24	6	2.0	18.0	0	0	0	0	5	0	0	0
2018	Carolina	1/0	2	2	0	0.0	0.0	0	0	0	0	0	0	1	0
<b>Totals</b>		<b>139/80</b>	<b>503</b>	<b>387</b>	<b>116</b>	<b>8.5</b>	<b>56.5</b>	<b>11</b>	<b>261</b>	<b>74t</b>	<b>5</b>	<b>60</b>	<b>6</b>	<b>7</b>	<b>55</b>

## 2018 GAME-BY-GAME

**vs. DALLAS (9/9/18):** Served as the primary nickelback...Tallied two tackles and a fumble recovery.

**GP/GS/DNP/IA: (1/0/0/0)**

## FRANCHISE RANKINGS

- Ranks first all-time in franchise history with five career interception returns for touchdowns.
- Tied for first in franchise history with two interception returns for touchdowns in same season (2012, 2013).
- Ranks second in franchise history among defensive backs with 7.5 sacks as a Panther.

## SINGLE-GAME CAREER HIGHS

<b>TACKLES</b>	9	4x, last Carolina (9/25/16)
<b>INTERCEPTIONS</b>	1	11x, last vs. New York Giants (12/27/15)
<b>PASSES DEFENSED</b>	3	at Seattle (12/5/10)
<b>FORCED FUMBLES</b>	1	6x, last vs. Arizona (11/6/16)
<b>FUMBLE RECOVERIES</b>	1	7x, last vs. Dallas (9/9/18)
<b>SACKS</b>	2.0	vs. New York Jets (12/15/13)
<b>LONG INT RETURN</b>	74t	vs. Tampa Bay (11/18/12)
<b>KICKOFF RETURNS</b>	1	4x, last vs. Seattle (10/7/12)
<b>KICKOFF RETURN YARDS</b>	64	vs. Baltimore (11/21/10)
<b>LONG KICKOFF RETURN</b>	64	vs. Baltimore (11/21/10)
<b>PUNT RETURNS</b>	5	vs. Buffalo (10/25/09)
<b>PUNT RETURN YARDS</b>	52	vs. Arizona (12/19/10)
<b>LONG PUNT RETURN</b>	37	2x, last at Tampa Bay (11/14/10)

## SEARCY CAREER STATISTICS

Year	Team	GP/GS	Tot	T	A	Sack	Yds	INT	Yds	Lg	TD	PD	FF	FR	Yds	TD
2011	Buffalo	16/3	29	22	7	0.0	0.0	1	0	0	0	1	0	0	0	0
2012	Buffalo	15/0	35	22	13	0.0	0.0	0	0	0	0	1	2	0	0	0
2013	Buffalo	16/7	69	45	24	3.5	24.5	1	32	32t	1	7	0	1	74t	1
2014	Buffalo	15/13	58	39	19	0.5	5.5	3	70	70	0	5	1	1	0	0
2015	Tennessee	15/13	54	41	13	0.5	5.5	1	5	5	0	4	0	0	0	0
2016	Tennessee	14/14	51	39	12	0.0	0.0	1	0	0	0	8	0	1	0	0
2017	Tennessee	16/6	23	12	11	0.0	0.0	1	8	8	0	2	0	0	0	0
2018	Carolina	1/1	5	3	2	0.0	0.0	0	0	0	0	0	0	0	0	0
<b>Totals</b>		<b>108/57</b>	<b>324</b>	<b>223</b>	<b>96</b>	<b>4.5</b>	<b>35.5</b>	<b>8</b>	<b>115</b>	<b>70</b>	<b>1</b>	<b>28</b>	<b>3</b>	<b>3</b>	<b>74t</b>	<b>1</b>

## 2018 GAME-BY-GAME

**vs. DALLAS (9/9/18):** Started at safety in debut with the Panthers...Tallied five tackles.

**GP/GS/DNP/IA: (1/1/0/0)**

## SINGLE-GAME CAREER HIGHS

<b>TACKLES</b>	16	vs. Cincinnati (10/13/13)
<b>SACKS</b>	1.0	3x, last vs. Miami (12/22/13)
<b>FORCED FUMBLES</b>	1	3x, last at Miami (11/13/14)
<b>FUMBLE RECOVERIES</b>	1	3x, last at Jacksonville (12/24/16)
<b>INTERCEPTIONS</b>	2	vs. Cleveland (11/30/14)