



2018 SEASON IN REVIEW

CAROLINA PANTHERS (7-9), 3RD IN NFC SOUTH

2018 SEASON HIGHLIGHTS

Carolina wrapped up the 2018 season at 7-9, finishing in third place in the NFC South. Despite missing the playoffs for just the second time in six seasons, the Panthers achieved a handful of accomplishments.

Two Panthers were named AP All-Pro with linebacker Luke Kuechly taking a first-team spot and running back Christian McCaffrey earning a second-team selection. Three Panthers earned Pro Bowl honors in Kuechly, guard Trai Turner and defensive tackle Kawann Short. Kuechly earned his sixth consecutive Pro Bowl selection, most in team history. Turner earned his fourth consecutive selection and Short earned his second career selection.

The Panthers set a franchise record for largest fourth-quarter comeback, overcoming a 17-0 deficit with 21 unanswered points in Week 7 at Philadelphia. They set a franchise record for most points scored in the first half with 35 vs. Tampa Bay, tying for the second-most in the NFL in 2018. Carolina also set the franchise record with 37 completions in a single game (Taylor Heinicke 33, Kyle Allen 4) against Atlanta in Week 16.

The Panthers led the NFL in rushing yards per carry (5.13), the second-best mark in franchise history. Carolina set a franchise record for most rushing yards by wide receivers with 295, which was the second-most in the NFL in 2018. The Panthers finished the season with a franchise record for most completions in a single season with 378 and set a franchise record for most passing first downs in a single season with 212.

Running back Christian McCaffrey had a standout season, accumulating 1,965 total scrimmage yards, the most in franchise history and third-most in the NFL in 2018. McCaffrey also tallied 107 receptions, the most in a single season by any running back in NFL history and the most by any Panthers' player, regardless of position. He tallied 867 receiving yards, the most among running backs in the NFL in 2018. He finished second in the NFL in yards after catch (851) and was the third player in NFL history with over 1,000 rushing yards and 100 receptions in a single season. He became the third player in NFL history with at least 1,500 career rushing and 1,500 career receiving yards in his first two seasons, joining Alvin Kamara and Herschel Walker.

Prior to missing the final two games of the season, quarterback Cam Newton posted a 67.9 completion percentage, the highest by any player in franchise history and ninth in the NFL in 2018. He threw for at least two touchdown passes in 11 consecutive games (Weeks 2-13), a new franchise record. He also set an NFL record for most career rushing first downs by a quarterback with 359, surpassing Michael Vick.

On the defensive side of the ball, Julius Peppers moved into second place all-time in the following three categories; career passes defended among defensive linemen (82), career forced fumbles (51) and career fumble recoveries (21). He finished the season a half sack behind Kevin Greene for third most in history. On Feb. 1, Peppers announced his retirement from the NFL.

STATISTICAL SNAPSHOT

Below are the final 2018 regular season averages and NFL rankings for Carolina in some key statistical categories:

	Avg.	NFL Rank	NFC Rank
OFFENSE			
Total Yards Per Game	373.3	10th	5th
Rushing Yards Per Game	133.5	4th	3rd
Rushing Yards Per Attempt	5.1	1st	1st
Passing Net Yards Per Game	239.8	16th	10th
Sacks Per Pass Play	5.4%	6th	2nd
Sacks Allowed	32	t-6th	2nd
Third Down Efficiency	41.6%	9th	5th
Points Per Game	23.5	t-14th	t-7th

DEFENSE			
Total Yards Per Game	353.2	15th	7th
Rushing Yards Per Game	112.8	12th	6th
Rushing Yards Per Attempt	4.7	23rd	12th
Passing Net Yards Per Game	240.4	18th	11th
Sacks Per Pass Play	6.2%	25th	14th
Sacks	35	27th	15th
Third Down Efficiency	39.9%	19th	9th
Points Per Game	23.9	19th	9th

Individual Leaders

Passing	Yds	Cmp%	TD	INT	Rtg
Cam Newton	3395	67.9	24	13	94.2
Taylor Heinicke	320	61.4	1	3	60.6
Kyle Allen	266	64.5	2	0	113.1

Rushing	Att	Yds	Avg	Lng	TD
Christian McCaffrey	219	1098	5.0	59	7
Cam Newton	101	488	4.8	29	4
DJ Moore	13	172	13.2	32	0

Receiving	Rec	Yds	Avg	Lng	TD
Christian McCaffrey	107	867	8.1	38	6
DJ Moore	55	788	14.3	82	2
Devin Funchess	44	549	12.5	27	4



PANTHERS FREE AGENTS

Unrestricted (20)

Pos	Player	'18 GP/GS
S	Mike Adams	16/16
RB	Cameron Artis-Payne	9/0
RB	Kenjon Barner	4/0 (IR)
RB	Travaris Cadet	1/0
K	Chandler Catanzaro	4/0
OT	Chris Clark	15/13
LB	Thomas Davis	12/12
WR	Devin Funchess	14/12
DE	Wes Horton	16/8
LB	Ben Jacobs	16/0
S	Colin Jones	16/1
C	Ryan Kalil (retired)	16/16
DT	Kyle Love	16/2
LB	David Mayo	16/3
OT	Marshall Newhouse	11/2
DE	Julius Peppers (retired)	16/8
S	Eric Reid	13/13
G	Amini Silatolu	7/0 (IR)
RB	Fozzy Whittaker	0/0 (IR)
OT	Daryl Williams	0/0 (IR)

Restricted (4)

Pos	Player	'18 GP/GS
WR	Damiere Byrd	8/0 (IR)
QB	Taylor Heinicke	6/1 (IR)
TE	Chris Manhertz*	16/4
LB	Jared Norris	3/0 (IR)

Exclusive Rights (4)

Pos	Player	'18 GP/GS
DE	Bryan Cox Jr.	11/0
RB	Elijah Hood	0/0 (IR)
DE	Efe Obada**	10/0
S	Damian Parns	0/0 (IR)

* Manhertz signed a two-year contract on Jan. 29

** Obada signed a one-year contract on Jan. 23

2018 PANTHERS RESULTS

PRESEASON (3-1)

Thursday	Aug. 9	@ Buffalo	W, 28-23
Friday	Aug. 17	MIAMI	W, 27-20
Friday	Aug. 24	NEW ENGLAND	W, 25-14
Thursday	Aug. 30	@ Pittsburgh	L, 39-24

REGULAR SEASON (7-9)

Sunday	Sept. 9	DALLAS	W, 16-8
Sunday	Sept. 16	@ Atlanta	L, 31-24
Sunday	Sept. 23	CINCINNATI	W, 31-21
Sunday	Sept. 30	BYE	
Sunday	Oct. 7	NEW YORK GIANTS	W, 33-31
Sunday	Oct. 14	@ Washington	L, 23-17
Thursday	Oct. 21	@ Philadelphia	W, 21-17
Sunday	Oct. 28	BALTIMORE	W, 36-21
Sunday	Nov. 4	TAMPA BAY	W, 42-28
Thursday	Nov. 8	@ Pittsburgh	L, 52-21
Sunday	Nov. 18	@ Detroit	L, 20-19
Sunday	Nov. 25	SEATTLE	L, 30-27
Sunday	Dec. 2	@ Tampa Bay	L, 24-17
Sunday	Dec. 9	@ Cleveland	L, 26-20
Monday	Dec. 17	NEW ORLEANS	L, 12-9
Sunday	Dec. 23	ATLANTA	L, 24-10
Sunday	Dec. 30	@ New Orleans	W, 33-14



2018 WEEK-BY-WEEK TEAM STATISTICAL RANKINGS

Category	Week 1	Week 2	Week 3	Week 4	Week 5	Week 6	Week 7	Week 8	Week 9	Week 10	Week 11	Week 12	Week 13	Week 14	Week 15	Week 16	Week 17
Net Yards per game	28	16	15	18	19	22	18	19	13	18	15	13	11	9	12	11	10
Rushing Yards per game	6	5	1	1	1	4	4	2	2	3	7	3	2	2	3	4	4
Net Passing Yards per game	28	20	25	25	25	26	22	22	22	24	22	21	20	15	17	17	16
Third Down Efficiency	18	14	13	12	20	21	17	16	14	13	12	12	12	14	13	11	9
Points per game	25	22	13	16	12	17	18	12	11	9	11	10	11	11	15	17	14
Opp. Net Yards per game	3	13	19	14	20	14	13	13	11	15	13	14	14	17	16	17	15
Opp. Rushing Yards per game	10t	25	17	19	8	15	9	8	8	9	8	6	6	7	7	10	12
Opp. Net Passing Yards per game	3	7	16	13	26	15	17	17	19	22	21	22	22	20	21	21	18
Opp. Third Down Efficiency	4	14	15	16	5t	9	4	7	8	20	17	21	23	25	19	20	19
Sacks	2	8	10	21	24	22	18	21	18	22	23	22	20	23	25	25	27
Opp. Points per game	3	8	12	8	13	10	5	11	12	23	20	20	21	24	21	21	19

ALL-TIME YEAR-BY-YEAR TEAM STATISTICAL RANKINGS

Category	1995	1996	1997	1998	1999	2000	2001	2002	2003	2004	2005	2006	2007	2008	2009	2010	2011	2012	2013	2014	2015	2016	2017	2018
Net Yards per game	26	23	26	20	6	20	30	31	16	13	22	24	29	10	19	32	7	12	26	16	11	19	19	10
Rushing Yards per game	20	15	15	28	20	29	29	25	7	28	19	24	14	3	3	13	3	9	11	7	2	10	4	4
Net Passing Yards per game	24	22	26	14	2	12	26	30	18	9	17	15	29	19	27	32	13	16	29	19	24	21	28	16
Third Down Efficiency	20	21	2	13	10	15	30	30	20	10	6	32	24	19	19	30	10	6	4	12	7	23	7	9
Points per game	25	7	27	12	4	21	29	30	15	13	8	27	26	7	21	32	5	18	18	19	1	15	12	14
Opp. Net Yards per game	7	10	15	30	26	27	31	2	8	20	3	7	16	18	8	18	28	10	2	10	6	21	7	15
Opp. Rushing Yards per game	10	8	22	26	24	26	31	8	11	17	4	11	18	20	22	23	25	14	2	16	4	6	3	12
Opp. Net Passing Yards per game	14	12	9	28	23	26	28	4	9	18	9	4	17	16	4	11	24	13	6	11	11	29	18	18
Opp. Third Down Efficiency	15	1	17	26	30	27	27	2	8	31	27	3	26	18	7	16	27	9	12	22	13	10	13	19
Sacks	14t	1	23	21t	23t	27t	28	2	8	24t	7	6t	31	9	22t	20t	24t	9t	1	12t	6	2	3	27
Opp. Points per game	8	2	13t	27	26	12	28	5	10	15t	5	8t	15	12	9	26	27	18	2	21	6	26	11	19

ALL-TIME YEAR-BY-YEAR TEAM STATISTICAL AVERAGES

Category	1995	1996	1997	1998	1999	2000	2001	2002	2003	2004	2005	2006	2007	2008	2009	2010	2011	2012	2013	2014	2015	2016	2017	2018
Net Yards per game	288.7	300.8	288.4	298.8	355.3	290.9	265.9	267.5	321.3	326.6	309.4	307.7	284.9	349.7	331.0	258.4	389.8	360.7	316.9	346.7	366.9	343.7	323.7	373.3
Rushing Yards per game	98.3	108.1	110.6	91.1	95.3	74.1	85.8	99.1	130.7	98.9	104.9	103.7	114.0	152.3	156.1	115.4	150.5	130.5	126.6	127.3	142.6	113.4	131.4	133.5
Net Passing Yards per game	190.4	192.7	177.8	207.6	260.1	216.1	180.1	168.4	190.6	227.7	204.4	204.0	170.9	197.4	174.9	143.1	239.3	230.2	190.2	219.4	224.3	230.3	192.3	239.8
Third Down Efficiency	38.1	37.2	44.0	37.0	38.3	39.4	30.6	28.6	35.6	40.3	42.2	31.1	36.2	39.3	37.3	30.4	40.5	43.1	43.8	41.9	42.4	37.2	41.9	41.6
Points per game	18.1	22.9	16.6	21.0	26.3	19.4	15.8	16.1	20.3	22.2	24.4	16.9	16.7	25.9	19.7	12.3	25.4	22.3	22.9	21.2	31.3	23.1	22.7	23.5
Opp. Net Yards per game	314.2	298.5	311.3	365.1	343.9	353.5	371.4	290.4	295.3	336.4	282.6	296.1	324.8	331.2	315.8	335.9	377.6	333.1	301.3	339.8	322.9	359.8	317.1	353.2
Opp. Rushing Yards per game	98.5	97.6	123.3	133.3	118.6	121.5	143.8	103.3	107.6	119.0	91.6	108.6	110.7	119.5	124.8	123.8	130.8	110.1	86.9	112.0	88.4	91.6	88.1	112.8
Opp. Net Passing Yards per game	215.7	200.9	187.9	231.8	225.3	232.0	227.6	187.1	187.7	217.4	191.1	187.5	214.1	211.7	191.0	212.1	246.8	223.0	214.3	227.8	234.5	268.2	229.1	240.4
Opp. Third Down Efficiency	40.8	32.4	36.9	41.7	41.6	43.3	41.6	32.9	34.7	46.0	40.7	31.5	42.5	39.7	35.5	38.0	42.8	36.1	35.8	42.4	37.9	37.9	37.9	39.9
Sacks	36	60	36	37	35	27	26	52	39	34	45	41	23	37	31	31	31	39	59	40	44	47	50	35
Opp. Points per game	20.3	13.6	19.6	25.8	23.8	19.4	25.6	18.9	19.0	21.2	16.2	19.1	21.7	20.6	19.3	25.5	26.8	22.7	15.1	23.4	19.3	25.1	20.4	23.9



2019 OFFSEASON

2019 DRAFT ORDER

The 2019 NFL Draft will be spread across multiple venues in downtown Nashville, Tennessee. The first round will begin on Thursday, April 25 with the second and third round, on April 26. The final four rounds will take place on April 27.

2018 FIRST ROUND DRAFT ORDER

Team	W	L	T	Pct.	SOS
1. Arizona Cardinals	3	13	0	.188	.527
2. San Francisco 49ers	4	12	0	.250	.503
3. New York Jets	4	12	0	.250	.505
4. Oakland Raiders	4	12	0	.250	.546
5. Tampa Bay Buccaneers	5	11	0	.313	.523
6. New York Giants	5	11	0	.313	.527
7. Jacksonville Jaguars	5	11	0	.313	.548
8. Detroit Lions	6	10	0	.375	.503
9. Buffalo Bills	6	10	0	.375	.523
10. Denver Broncos	6	10	0	.375	.523
11. Cincinnati Bengals	6	10	0	.375	.535
12. Green Bay Packers	6	9	1	.400	.488
13. Miami Dolphins	7	9	0	.438	.468
14. Atlanta Falcons	7	9	0	.438	.482
15. Washington Redskins	7	9	0	.438	.486
16. Carolina Panthers	7	9	0	.438	.507
17. Cleveland Browns	7	8	1	.467	.515
18. Minnesota Vikings	8	7	1	.533	.503
19. Tennessee Titans	9	7	0	.563	.519
20. Pittsburgh Steelers	9	6	1	.600	.503
21. Seattle Seahawks	10	6	0	.625	.484
22. Baltimore Ravens	10	6	0	.625	.504
23. Houston Texans	11	5	0	.688	.471
24. Chicago Bears (to Oakland)	12	4	0	.750	.430
25. Philadelphia Eagles	9	7	0	.563	.518
26. Indianapolis Colts	10	6	0	.625	.465
27. Dallas Cowboys (to Oakland)	10	6	0	.625	.488
28. Los Angeles Chargers	12	4	0	.750	.488
29. Kansas City Chiefs	12	4	0	.750	.480
30. New Orleans Saints (to Green Bay)	13	3	0	.813	.482
31. Los Angeles Rams	13	3	0	.813	.482
32. New England Patriots	11	5	0	.688	.482

PICKING AT #16

The 2019 NFL Draft will mark the first time that Carolina has ever picked at No. 16 in the first round. Of the last 10 picks at No. 16, two players have totaled nine Pro Bowl appearances and five All-Pro First Team nods.

2018 Buffalo Bills **LB Tremaine Edmunds** **Virginia Tech**
In his first season with the Bills, he played in 15 games and tallied 80 tackles. Edmunds had two sacks, two forced fumbles, as well as two interceptions during his rookie campaign with the Bills. He was named NFL Defensive Rookie of the Month for December.

2017 Baltimore Ravens **CB Marlon Humphrey** **Alabama**
In 2018, Humphrey produced 37 tackles, two interceptions and led the team with 15 pass deflections. As a rookie in 2017, he totaled 34 tackles, two interceptions and finished second on the team with 11 passes defended for a unit that led the league in both takeaways (34) and interceptions (22).

2016 Detroit Lions **T Taylor Decker** **Ohio State**
Decker anchored the left side of Detroit's offensive line in his rookie year and became the first Lions rookie offensive tackle to start all 16 games in a season since 2001. In 2016, he was voted by his teammates as the team's offensive lineman of the year and rookie of the year.

2015 Houston Texans **CB Kevin Johnson** **Wake Forest**
After suffering a concussion early in the 2018 season he was placed on injured reserve. Prior to this season, Johnson had started in 17 of 35 games since being drafted by the Texans in 2015. He has tallied 122 tackles, 14 passes defended and one interception in his career.

2014 Dallas Cowboys **T Zach Martin** **Notre Dame**
Started 78 of 80 games during his five years with the Cowboys. Earned his fifth-straight Pro-Bowl nomination in 2018. Since he joined the team in 2014, Dallas ranks second in the league with 10,773 rushing yards.

2013 Buffalo Bills **QB EJ Manuel** **Florida State**
Started 18 of 30 games during his playing career. Manuel spent four seasons with the Bills before signing with the Raiders in 2017. Manuel has completed 343 of 590 passes and has thrown for 3,767 yards over five seasons.

2012 New York Jets **DE Quinton Coples** **North Carolina**
Spent three-plus seasons with the Jets where he started 32 of 56 games, and appeared in six games for the Dolphins in 2015. During his rookie season in 2012, Coples compiled 30 tackles and 5.5 sacks. In his career, he accumulated a total of 114 tackles and 16.5 sacks.

2011 Washington Redskins **DE Ryan Kerrigan** **Purdue**
Has spent eight seasons with the Redskins where he started all 128 games. Kerrigan was a Pro Bowl selection 2012 and 2018. During the 2018 season, he recorded 43 tackles, 13 sacks, three forced fumbles and one pass defended.

2010 Tennessee Titans **DE Derrick Morgan** **Georgia Tech**
Started 106 of 118 games in his nine seasons with the Titans. He reached a career high in tackles with 63 in 2014. Over the span of his career, he totaled 305 tackles, including 28 sacks.

2009 San Diego Chargers **DE Larry English** **Northern Illinois**
Spent five seasons with the Chargers where he started eight games, before being signed by the Buccaneers in 2014. Over the span of his six-year career, English accumulated 12 sacks and 103 tackles.



2019 NFL IMPORTANT DATES

Feb. 26-March 4 // NFL Scouting Combine, Lucas Oil Stadium, Indianapolis, Indiana.

March 5 // Prior to 4:00 p.m., New York time, deadline for clubs to designate Franchise or Transition Players.

March 11-13 // Clubs are permitted to contact, and enter into contract negotiations with, the certified agents of players who will become Unrestricted Free Agents upon the expiration of their 2018 player contracts at 4:00 p.m., New York time, on March 13.

March 13 // Prior to 4:00 p.m., New York time, clubs must exercise options for 2019 on all players who have option clauses in their 2018 contracts.

March 13 // Prior to 4:00 p.m., New York time, clubs must submit qualifying offers to their Restricted Free Agents with expiring contracts to retain a Right of First Refusal/Compensation.

March 13 // Prior to 4:00 p.m., New York time, clubs must submit a minimum salary tender to retain exclusive negotiating rights to their players with expiring 2018 contracts who have fewer than three accrued seasons of free agency credit.

March 13 // Top 51 Rule begins. All clubs must be under the 2019 Salary Cap prior to 4:00 p.m., New York time.

March 13 // All 2018 player contracts will expire at 4:00 p.m., New York time.

March 13 // The 2019 league year and free agency period begin at 4:00 p.m., New York time.

March 13 // The first day of the 2019 league year will end at 11:59:59 p.m., New York time, on March 13. Clubs will receive a personnel notice that will include all transactions submitted to the league office during the period between 4:00 p.m., New York time, and 11:59:59 p.m., New York time, on March 13. Trading period for 2019 begins at 4:00 p.m., New York time, after expiration of all 2018 contracts.

March 24-27 // Annual League Meeting, Phoenix, Arizona.

April 15 // Clubs with returning head coaches may begin offseason workout programs.

April 19 // Deadline for Restricted Free Agents to sign offer sheets.

April 25-27 // 2019 NFL Draft, Nashville, Tennessee.

May 3-6 // Clubs may elect to hold their one three-day post-Draft rookie minicamp from Friday through Sunday or Saturday through Monday.

May 10-13 // Clubs may elect to hold their one three-day post-Draft rookie minicamp from Friday through Sunday or Saturday through Monday.

May 13 // Rookie Football Development Programs begin.

May 16-19 // NFLPA Rookie Premiere. Invited rookies (typically, first and/or second-round selections) must be permitted by their respective clubs to attend. Such players are unavailable for offseason workouts, OTA days, and minicamps during this period.

May 20-22 // Spring League Meeting, Key Biscayne, Florida.

June 2 // For any player removed from the club's roster or whose contract is assigned via waivers or trade on or after June 2, any unamortized signing bonus amounts for future years will be included fully in team salary at the start of the 2020 league year.

June 3 // Deadline for prior club to send "June 1 Tender" to its unsigned Restricted Free Agents who received a qualifying offer for a right of first refusal only in order for such player to be subject to the CBA's "June 15 Tender" provision.

June 15 // Deadline for club to withdraw qualifying offer to Restricted Free Agents and still retain exclusive negotiating rights by substituting "June 15 Tender" of one-year contract at 110 percent of the player's prior-year Paragraph 5 Salary (with all other terms of his prior-year contract carried forward unchanged).

July 15 // At 4:00 p.m., New York time, deadline for any club that designated a Franchise Player to sign such player to a multiyear contract or extension. After this date, the player may sign only a one-year contract with his prior club for the 2019 season, and such contract cannot be extended until after the club's last regular season game.

2019 OPPONENTS ANNOUNCED

Carolina's opponents for the 2019 season have been determined. In addition to home and away games against NFC South foes Atlanta, New Orleans and Tampa Bay, Carolina will play all four teams from the NFC West and the AFC South. The Panthers' two remaining intra-conference games include a road game at Green Bay and a home game against Washington.

2019 OPPONENTS

HOME	AWAY
Atlanta Falcons (7-9)	Atlanta Falcons (7-9)
New Orleans Saints (13-3)	New Orleans Saints (13-3)
Tampa Bay Buccaneers (5-11)	Tampa Bay Buccaneers (5-11)*
Los Angeles Rams (13-3)	Arizona Cardinals (3-13)
Seattle Seahawks (10-6)	San Francisco 49ers (4-12)
Jacksonville Jaguars (5-11)	Houston Texans (11-5)
Tennessee Titans (9-7)	Indianapolis Colts (10-6)
Washington Redskins (7-9)	Green Bay Packers (6-9-1)

* game will be played in London

A few notes on Carolina's 2019 opponents:

- The combined record of the opponents for Carolina's 16 games is 128-127-1, a .502 winning percentage.
- The Panthers will play overseas for the first time in franchise history this fall, taking on NFC South foe Tampa Bay in London.
- Carolina will play six games against teams that made the playoffs in 2018, including three games against the No. 1 and No. 2 seeds in the NFC (Los Angeles Rams and New Orleans twice).
- Carolina has faced the defending NFC Champion every year since 2008. The Panthers have won three of their last four matchups against defending NFC Champions.
- Since divisional realignment in 2002, the Panthers have posted a record of 21-11 versus NFC West opponents, including an 11-5 record at home and 10-6 on the road.
- Carolina is slated to play all of the AFC South teams for the fifth time in team history. Since being named head coach in 2011, Ron Rivera has posted a 7-1 record against these teams, including a 4-0 record on the road.
- Though the Panthers won their most recent matchup with Tennessee in 2015, the Titans remain the only NFL team that the Panthers have not won a game against at home.
- The Panthers will face off with Seattle in what will be the 10th meeting between the franchises since 2010, including two postseason games. Outside of the NFC South, Carolina has matched up with Seattle more than any other team in that period.
- Carolina will travel to Green Bay for the sixth time in franchise history. In the last five matchups, Carolina leads the series with a 3-2 record.
- Carolina and Washington will face off for the ninth time since the 2002 divisional realignment. In that period, the Panthers lead the series with a 6-2 record.
- The Panthers have played the Texans fewer than any other team in the NFL. The all-time series is tied at two.
- The Panthers will travel approximately 11,022 miles, a franchise record after a franchise-low 4,060 miles in 2018. The team will travel approximately 4,000 miles for its game in London.



2018 SEASON AWARDS

2018 PANTHERS AWARD WINNERS

K Graham Gano

- NFC Special Teams Player of the Week (Week 5)
- NFC Special Teams Player of the Month (October)

LB Luke Kuechly

- Pro Bowl
- AP All-Pro First Team
- Sporting News All-Pro

RB Christian McCaffrey

- AP All-Pro Second Team (flex position)

WR DJ Moore

- PFWA All-Rookie Team

DE Efe Obada

- NFC Defensive Player of the Week (Week 3)

DE Julius Peppers

- NFL Walter Payton Man of the Year Nominee
- Ed Block Courage Award Team Winner

DT Kawann Short

- Pro Bowl (played as alternate)

G Trai Turner

- Pro Bowl

TWO PANTHERS NAMED AP ALL-PRO

Two Panthers were named to the Associated Press All-Pro Team. Linebacker Luke Kuechly was selected to the First Team, while running back Christian McCaffrey was named to the Second Team at the flex position. Kuechly earned his fifth AP All-Pro selection, while McCaffrey was selected AP All-Pro for the first time.

LB LUKE KUECHLY (first team)

Kuechly finished the season ranked eighth in the NFL with 130 tackles, according to press box statistics. He tallied 20 tackles for loss, tying for third in the NFL, and the most by any Panthers player all-time. He added two forced fumbles, one interception and one fumble recovery. The honor marked Kuechly's fifth career AP All-Pro First Team honor and his sixth overall AP All-Pro recognition (he earned Second Team honors in 2016). Kuechly's five First Team honors tie J.J. Watt for the most among all players on an active roster in 2018.

RB CHRISTIAN MCCAFFREY (second team)

McCaffrey finished with a franchise-best 1,965 scrimmage yards, ranking third in the NFL this season. He tallied 107 receptions, the most by any running back in NFL history and the most by any Panthers player regardless of position in one season. He ran for 1,098 rushing yards and had 867 receiving yards, the most receiving yards by any running back in the NFL. He became just the third player in NFL history with over 1,000 yards rushing and 100 receptions. He also joined Walter Payton as the only players with 50 yards rushing, receiving and passing in a single game in NFL history.

THREE PANTHERS IN PRO BOWL

Linebacker Luke Kuechly, guard Trai Turner and Kawann Short were selected to the Pro Bowl in Orlando, Florida.

LB LUKE KUECHLY

Kuechly was selected to his sixth consecutive Pro Bowl, the most in team history. He passed Julius Peppers, Ryan Kalil, Steve Smith, Wesley Walls and Michael Bates who all have five career Pro Bowl appearances as Panthers. According to press box statistics, Kuechly ranked eighth in the NFL in total tackles with 130 this season. Kuechly also recorded two forced fumbles and one interception this season, along with two sacks. Since he came into the league, Kuechly has more interceptions (17) and takeaways (24) than any other linebacker in the NFL. He has the most tackles over any player's first seven seasons played (942) and ranks fourth in career tackles among all currently active players.

G TRAI TURNER

Five-year veteran, Turner was named to his fourth consecutive Pro Bowl. Turner has the second-most total Pro Bowl selections by any lineman in franchise history, trailing only Ryan Kalil (5). This season, Turner helped pave the way for the NFL's fourth-best rushing offense as Carolina averaged 133.5 yards per game on the ground. Since he was drafted in 2014, the Panthers rank fourth in the NFL with 10,370 yards.

DT Kawann Short

Selected as an alternate, Short earned Pro Bowl honors for the second time in his career after earning his first nod in 2015. He finished the season with three sacks and 12 tackles for loss, tied for the fourth most among defensive tackles this season. Since 2015, he is tied for third in the NFL among defensive tackles with 27.5 sacks. He also has 47 tackles for loss over that span, third among defensive tackles.

PEPPERS NAMED MAN OF THE YEAR NOMINEE

On the field, Julius Peppers has been one of the most prolific defensive ends to ever play the game. A nine-time Pro Bowler, Peppers ranks fourth in NFL history with 159.5 career sacks and is the only player in history with at least 150 sacks and 10 interceptions. Off the field, Peppers has combined that Hall of Fame-worthy production with community contributions.

Following the devastation of Hurricane Florence this past fall, Peppers donated \$100,000 to start the Julius Peppers Hurricane Relief Fund, and encouraged teammates and fans to pledge their support. In addition to starting and donating to the fund, Peppers visited hurricane-ravaged areas – Robeson County in North Carolina and Marlboro County in South Carolina. When he visited these areas, he did more than just visit, he took the time to listen, help and serve food for those spending each day trying to pick up the pieces.

Also this fall, Peppers joined with teammate Chris Manhertz to encourage and facilitate voter registration around the 2018 November mid-term elections. Peppers saw it as his duty to encourage civic involvement in his home state.

Not only has Peppers been active in the community by being hands on, he's given more than \$300,000 to the University of North Carolina, funding the Light on the Hill Society Scholarship. This scholarship fund supports African-American students and the program is a tribute to Carolina's earliest African-American graduates. The program is used as a vehicle for alumni and friends of the university to support African-American freshmen who exhibit academic excellence and the potential to contribute while at UNC and after graduation. Peppers featured the Light on the Hill Society on his cleats for the NFL's My Cause My Cleats initiative in 2017 and 2018.

During the Christmas season, Peppers partnered with Academy Sports + Outdoors to provide 20 low-income youth from Kannapolis Middle School with a once-in-a-lifetime shopping spree opportunity. Each student received \$200 gift cards to shop at Academy for items on their holiday wish lists, including bikes, shoes, toys, fishing equipment, clothing and more. Also during this time, Peppers helped bring Christmas to 12-year-old Derrick Buchanan and his family after they were displaced from their home in Swansboro, N.C., as a result of Hurricane Florence.

In addition to being named the Panthers Man of the Year representative, Peppers was nominated for the 2018 NFL Art Rooney Sportsmanship award.

**KALIL WINS GOOD GUY AWARD**

Panthers center Ryan Kalil was the 2018 winner of the Tom Berry Good Guy Award, which annually honors the Panthers player who was most helpful to the media.

Kalil was open and honest with the media. He was approachable and would often answer every last question the media threw his way.

The award, presented by the Carolinas chapter of the Pro Football Writers of America, is named for a longtime columnist and Panthers beat writer for the High Point (N.C.) Enterprise who died at the start of the 2009 season.

Kalil joins past winners Ed Dickson, Kurt Coleman, Josh Norman, Mike Tolbert, Greg Olsen, James Anderson, Captain Munnerlyn, Jordan Gross and Brad Hoover.

**PEPPERS WINS ED BLOCK COURAGE AWARD**

Panthers defensive end Julius Peppers was the 2018 Ed Block Courage Award team winner.

Peppers returned to the field this fall for his 17th career season after off-season shoulder surgery. A nine-time Pro Bowler, Peppers has played in 176 consecutive games, the second-longest active streak in the NFL among position players. Peppers is the oldest defensive player in the NFL and his 266 career games played rank sixth among all defenders in NFL history.

Peppers currently ranks fourth in NFL history with 159.5 career sacks. He has the most sacks of any active NFL player, and is the only player in history with at least 150 sacks and 10 interceptions. He has recorded 51 career forced fumbles, one behind Robert Mathis for the most forced fumbles since the statistic became official in 2000. Peppers has six career defensive touchdowns, tied for third-most among all NFL defensive linemen and linebackers.

Peppers holds franchise records for sacks, forced fumbles, blocked field goals and is second in fumble recoveries, third in defensive touchdowns while holding the record for the longest interception return in a game.



2018 REGULAR SEASON INDIVIDUAL LEADERS

Scoring:	Christian McCaffrey	78
Total Touchdowns:	Christian McCaffrey	13 (7 rushing, 6 receiving)
Pass Attempts:	Cam Newton	471
Pass Completions:	Cam Newton	320
Completion Percentage (min. 50 att):	Cam Newton	67.9% *
Passing Yards:	Cam Newton	3,395
Passing Touchdowns:	Cam Newton	24
Passer Rating (min. 50 att):	Cam Newton	94.2
Rushing Yards:	Christian McCaffrey	1098
Rushing Attempts:	Christian McCaffrey	219
Rushing Touchdowns:	Christian McCaffrey	7
Yards Per Rush (min. 20 att):	Christian McCaffrey	5.0
Receptions:	Christian McCaffrey	107 *
Receiving Yards:	Christian McCaffrey	867
Receiving Touchdowns:	Christian McCaffrey	6
Yards Per Reception (min. 20 rec):	DJ Moore	14.3
Total Yards From Scrimmage:	Christian McCaffrey	1,974 (1,098 rushing, 876 receiving) *
Tackles:	Luke Kuechly	130 (press box)
Sacks:	Mario Addison	9.0
Interceptions:	Donte Jackson	4
Punt Returns:	Damire Byrd	11
Punt Return Average (min. 10 ret):	Damire Byrd	9.5
Kickoff Returns:	Curtis Samuel	10
Kickoff Return Average (min. 5 ret):	Kenjon Barner	24.4
Net Punting Average:	Michael Palardy	41.0

* franchise record

2018 ROOKIE REVIEW



WR DJ Moore (1st Round, 24th overall; Maryland)

Moore played in all 16 games and started 10. In Week 11 at Detroit, he tallied 157 receiving yards, the most by any rookie wide receiver in franchise history and most by a rookie wide receiver in the NFL in 2018. He finished the season with two receiving touchdowns and 788 receiving yards. His 172 rushing yards were the most by a wide receiver in franchise history, while his 960 scrimmage yards were the most by a rookie in the NFL in 2018.



CB Donte Jackson (2nd Round, 55th overall; LSU)

Jackson started all 16 games for the Panthers in 2018. He was a key contributor on defense, tallying 83 total tackles this season. He became one of eight players in NFL history to record three interceptions in his first three career games, finishing with four interceptions. He also intercepted a two-point conversion attempt and returned it for two points vs. New Orleans, marking it the first time in team history a defensive player return a conversion attempt for two points.



S Rashaan Gaulden (3rd Round, 85th overall; Tennessee)

Gaulden saw action in 14 games during his rookie campaign. He totaled 10 tackles on the season, with career highs (3) coming against the Giants (Week 5) and the Saints (Week 17).



TE Ian Thomas (4th Round, 101st overall; Indiana)

Saw an increase in reps when Greg Olsen went on injured reserve. Thomas played in all 16 games with six starts and had a season-high nine receptions, and 77 receiving yards against the Browns in Week 9. Thomas ended the season with 36 receptions for 333 yards, most by a rookie tight end in franchise history.



DE Marquis Haynes (4th Round, 136th overall; Mississippi)

Haynes was inactive the majority of the season, but saw action in four games. He tallied two tackles, one against the Lions in Week 11 and one against the Saints in Week 17.



LB Jermaine Carter Jr. (5th Round, 161st overall; Maryland)

Carter saw action in all 16 games, starting one. He tallied 11 tackles in the season and one quarterback pressure. His first start came in Week 16 in place of injured linebacker Shaq Thompson.



LB Andre Smith (7th Round, 234th overall; North Carolina)

Smith spent majority of the season inactive, dealing with a hamstring injury. He saw action in three games, contributing on special teams.



QB Kyle Allen (Undrafted; Houston)

Allen was signed to the active roster in late December. He saw action in the final two games of the season, completing 31 of 20 passes for 266 yards, two passing touchdowns and one rushing touchdown. He won his first career start at New Orleans in Week 17.



McCAFFREY CONTINUES TO IMPRESS

In Week 2 at Atlanta, running back Christian McCaffrey tallied 14 catches, tying Steve Smith for the most receptions in a single game in Panthers history. He surpassed the previous record of most receptions by a running back in a single game with 12, which was also set by McCaffrey in 2017.

In Week 12 vs. Seattle, McCaffrey broke the franchise record for the most scrimmage yards by one player in a single game. He also set the Panthers' record for most receiving yards by a running back in a game. McCaffrey finished with 237 total scrimmage yards after rushing for 125 yards on 17 attempts and adding 112 receiving yards on 11 receptions. He also scored two touchdowns. His performance topped the previous franchise record of 222 scrimmage yards by Jonathan Stewart (vs. Seattle 12/27/09). He became the first Panthers player to ever record over 100 rushing yards and 100 receiving yards in a game.

In the first quarter of a Week 15 Monday Night Football game vs. New Orleans, he threw a 50-yard touchdown pass, becoming the first running back in franchise history with a passing touchdown. McCaffrey joined Walter Payton as the only players in NFL history to have 50 yards passing, rushing and receiving in the same game.



GAÑO IN THE RECORD BOOK

In Week 5 at home, kicker Graham Gano nailed a 63-yard field goal on the final play from scrimmage to beat the New York Giants, 33-31. The kick tied the record for the longest game-winning field goal in NFL history.

Gano tied the record for the second longest field goal in NFL history and topped the previous franchise record of 56 yards by John Kasay (9/27/98). He finished the game 4-of-4 on field goals and 3-of-3 on PAT attempts.

He was named the NFC Special Teams Player of the Week and went on to earn NFC Special Teams Player of the Month honors three weeks later.

MOORE TOPS ALL ROOKIES

Rookie wide receiver DJ Moore had a career game in Week 11 at Detroit after posting 157 receiving yards and one touchdown on seven receptions.

Moore surpassed the previous franchise record for most receiving yards in a single game by a rookie which was held by David Gettis (125 yards, vs. San Francisco 10/24/10).

It marked the third-most receiving yards in a game by a Panthers wide receiver since 2010.

In the third quarter, Moore recorded a season-long 82-yard reception, the sixth-longest reception in the NFL in 2018 and tied for the sixth-longest reception in franchise history.



OFFENSIVE EXPLOSION

In Week 9 vs. Tampa Bay, the Panthers set the franchise record for most points scored in the first half with 35, tying for the second-most in the NFL in 2018. Carolina went on to win the game, 42-28.

Quarterback Cam Newton completed 19-of-25 passes for 247 yards and two touchdowns, finishing with a quarterback rating of 133.3, a season high. Newton added 33 yards on the ground, bringing his career total to 31,629 total yards and surpassing Dan Marino for the third-most combined yards in a quarterback's first eight seasons.

Second-year wide receiver Curtis Samuel posted his first career multi-touchdown game. He ran for a 33-yard touchdown on his only carry of the game and followed it up with a 19-yard receiving touchdown. Samuel joined Steve Smith and Keyshawn Johnson as the only wide receivers in team history to score a rushing and receiving touchdown in a single game.

Wide receiver DJ Moore recorded 32 rushing yards, passing Ted Ginn (98) for the most rushing yards by a wide receiver in Carolina history.



PHILLY SPECIAL

The Panthers trailed the Eagles 17-0 entering the fourth quarter in a Week 7 matchup in Philadelphia.

The Panthers' offense scored touchdowns on three consecutive drives in the fourth quarter to ultimately win the game, 21-17.

It marked the largest fourth quarter comeback in franchise history and just the third time in NFL history that a team was held scoreless through three quarters and came back from a 17-point or more deficit to win.

Quarterback Cam Newton posted a 131.1 quarterback rating in the fourth quarter after completing 16 of 22 passes for 201 yards and two touchdowns.

Wide receiver Curtis Samuel started the comeback with a 14-yard rushing touchdown. On the Panthers' next possession, Newton connected with wide receiver Devin Funchess on an 18-yard score. Following a three-and-out by Philadelphia on the ensuing possession, Carolina drove 69 yards in 10 plays to took the lead after a one yard touchdown reception by tight end Greg Olsen.



SUPERCAM

Quarterback Cam Newton set a franchise record for the most consecutive completions with 16 straight, spanning two games against Detroit (Week 11) and Seattle (Week 12). The previous record was 15 straight completions by Steve Beuerlein in 1999.

In Weeks 2-13, Newton threw for at least two touchdowns in each game, a new franchise record. His record of 11 straight games shattered the previous team record of seven games in a row with at least two passing touchdowns and tied for the 11th-longest streak in NFL history.



DONTE MAKES HISTORY

Rookie cornerback Donte Jackson made history in Week 15 as the first player in Panthers' history to return a conversion attempt for two points. Jackson intercepted Saints' quarterback Drew Brees and returned it the full length of the field.

In Week Two vs Atlanta, Jackson recorded his first career interception off of quarterback Matt Ryan.

In Week Three, he tallied two interceptions vs. Cincinnati, becoming the third rookie in franchise history to notch a multi-interception game. He finished the 2018 season with four interceptions.



OBADA SHINES IN DEBUT

Defensive end Efe Obada made the most of his first career game in the NFL in Week 3 against Cincinnati. Obada earned NFC Defensive Player of the Week honors after he registered an interception, a sack, two quarterback hurries and a pass deflection in just 19 total snaps. He then had another sack at Tampa Bay in Week 13.

In August, Obada became the first player from the NFL International Pathway Program to make an active roster.

Obada came to America from London in 2015 when he signed to the Dallas Cowboys practice squad despite only playing organized American football for just five games previously with the London Warriors. He was assigned to the Panthers practice squad in 2017 as a practice squad exemption as part of the Pathway Program.

**2018 FRANCHISE RECORDS (in MEDIA GUIDE CATEGORIES)****SEASON RECORDS****TEAM**

Most First Downs, Passing, Season
212 2018

Most Completions, Season
378 2018

Highest Completion Percentage, Season
67.1 2018

Fewest Punts, Season
61 2018

INDIVIDUAL

Highest Completion Percentage, Season (min 100 att)
67.9 Cam Newton, 2018 [320-471]

Most Consecutive Passes Completed
16 Cam Newton, at Detroit 11/18/18 [2],
vs. Seattle 11/25/18 [14]

Most Consecutive Games, Touchdown Passes
11 Cam Newton, 2018

Most Scrimmage Yards, Season
1,965 Christian McCaffrey, 2018

Most Receptions, Season
107 Christian McCaffrey, 2018

Most Consecutive Field Goals Made
28 Graham Gano (Week 5, 2017 - Week 8, 2018)

Most Tackles For Loss
20 Luke Kuechly, 2018

SINGLE-GAME RECORDS**TEAM**

Most Points, First Half
35 vs Tampa Bay 11/4/18

Most First Downs, Passing, Game
20 3x, last vs Atlanta 9/16/18

Most Completions, Game
37 vs Atlanta 12/23/18

Highest Average Gain, Rushing, Game
8.84 vs Tampa Bay 12/2/18

Most Points Overcome to Win Game
17 3x, last at Philadelphia 10/21/18

INDIVIDUAL

Most Receptions, Game
14 2x, last by Christian McCaffrey, at Atlanta 9/16/18

Most Receiving Yards, Rookie, Game
157 DJ Moore, at Detroit 11/18/18

Longest Field Goal
63 Graham Gano, vs New York Giants 10/7/18

2018 INDIVIDUAL NFL TOP-10 FINISHERS**Passing**

Category	Name	Number	NFL Rank
Completion Pct.	Newton	67.9	9th
Longest Pass	Newton	82	t-6th

Rushing

Category	Name	Number	NFL Rank
Yards	McCaffrey	1,098	6th
Average/rush	McCaffrey	5.01	9th
First Downs	McCaffrey	53	t-8th
Yards (by QB)	Newton	488	4th
First Downs (by QB)	Newton	36	3rd

Receiving

Category	Name	Number	NFL Rank
Yards After Catch	McCaffrey	851	2nd
Yards (by RB)	McCaffrey	867	1st
Yards (rookie)	Moore	788	2nd
Reception %	McCaffrey	86.3	2nd
Reception % (rookie)	Thomas	73.5	6th
Longest Catch	Moore	82	6th
Receptions	McCaffrey	107	t-5th

Miscellaneous Offense

Category	Name	Number	NFL Rank
Scrimmage Yards	McCaffrey	1,925	3rd
Total Touchdowns	McCaffrey	13	t-9th

Defense (press box stats)

Category	Name	Number	NFL Rank
Tackles for Loss	Kuechly	20	t-3rd
Tackles	Kuechly	130	8th
Fumble Recoveries	Davis	2	t-7th
Fumble Recoveries	Love	2	t-7th
Forced Fumbles	Love	3	t-10th
Interceptions	Jackson	4	t-7th

**LONGEVITY**

The Panthers were loaded with experience in 2018. In terms of all-time games played in franchise history, 12 of the top 30 players were on this year's team:

Games Played	Player	Years
221	John Kasay	1995-2010
182	Steve Smith	2001-13
176	Thomas Davis	2005-18
167	Jordan Gross	2003-13
160	J.J. Jansen	2009-18
155	Muhsin Muhammad	1996-2004, 08-09
154	Julius Peppers	2002-09, 17-18
152	Brad Hoover	2000-09
148	Ryan Kalil	2007-18
148	Mike Minter	1997-2006
143	Charles Johnson	2007-17
139	Mike Rucker	1999-2007
131	Jonathan Stewart	2008-17
128	Jason Kyle	2001-08
126	Kris Mangum	1997-2006
123	Cam Newton	2011-18
123	Chris Gamble	2004-12
117	DeAngelo Williams	2006-14
115	Travelle Wharton	2004-13
112	Greg Olsen	2011-18
112	Jason Baker	2005-11
108	Colin Jones	2012-18
107	Captain Munnerlyn	2009-13, 17-18
105	Nick Goings	2001-08
104	Karl Hankton	2000-06
102	Luke Kuechly	2012-18
98	Graham Gano	2012-18
98	Wesley Walls	1996-2002
96	Mario Addison	2012-18
94	Kawann Short	2013-18

VETERAN PRESENCE

Panthers defensive end Julius Peppers finished the season as the longest tenured defensive player active in the NFL. He was followed by teammate Mike Adams, the third-longest on defense in terms of career games played.

With ages of 38 and 37, the two players finished 2018 ranked first and second, respectively, as the oldest two defensive players.

In 2018, Peppers recorded five sacks and two forced fumbles, while Adams tallied three interceptions.

ALL-TIME GAMES PLAYED - DEFENSE, ACTIVE

Player, Team	Games	Seasons
Julius Peppers, Car.	266	17
Terrell Suggs, Balt.	228	16
Mike Adams, Car.	222	15

The Panthers finished the season with three of the top seven active tacklers in the NFL. Thomas Davis, Luke Kuechly and Mike Adams all rank in the top seven.

NFL TACKLE LEADERS / ACTIVE (press box stats)

Player, Team	Career Tackles
Antoine Bethea, Ariz.	1,222
Thomas Davis, Car.	1,077
Eric Weddle, Balt.	1,033
Luke Kuechly, Car.	948
Bobby Wagner, Sea.	914
Lavonte David, T.B.	884
Mike Adams, Car.	867

RYAN KALIL CAREER ACCOMPLISHMENTS

Center Ryan Kalil finished the 2018 season with the ninth most games played in franchise history (148) and the fourth most starts (145). He has the second most starts among all offensive linemen, trailing only Jordan Gross (167).

A second round draft pick in 2007 out of Southern Cal, Kalil was a cornerstone on the offensive line for 12 years. Since he joined Carolina, the Panthers have ranked in the top 10 in rushing yards in nine of the last 12 years. He earned numerous honors throughout his career:

CAREER HONORS

- 5x Pro Bowl (2009-11, 2013, 2015)
- 2x AP All-Pro First Team (2013, 2015)
- AP All-Pro Second Team (2011)
- PFWA All-Rookie Team (2008)



**RUNNING FOR YEARS**

Since 2011, the year Carolina drafted Cam Newton, the Panthers rank third in the NFL in rushing yards with 16,892. Carolina also ranks second in rushing touchdowns since 2011 with 138.

Carolina has boasted a top-10 rushing offense in seven of the last eight seasons with Newton and head coach Ron Rivera, including fourth in 2018. Under Rivera, the Panthers have gone 64-36-1 when rushing for over 100 yards in a game in the regular season.

NFL TEAM RUSHING YARDS LEADERS, 2011-18

Team	Rushing Yards
Seattle	17,333
Buffalo	16,990
Carolina	16,892
San Francisco	16,039

NFL TEAM RUSHING TOUCHDOWNS LEADERS, 2011-18

Team	Rushing TDs
New England	142
Carolina	138
New Orleans	134
Buffalo	121

AMONG THE LEAGUE'S BEST

In Weeks 3-5, the Panthers were at the top of the NFL rushing charts and finished the season ranked fourth at 133.5 yards per game.

Since 2011, the Panthers have ranked number one in rushing in seven different weeks, and the team has finished in the top 10 in rushing in all but one season under Rivera when they finished 11th in 2013.

Carolina finished the 2018 season ranked:

- 4th in rushing yards per game (133.5)
- 1st in rushing yards per carry (5.13)
- 2nd in rushes over 10 yards (69)
- 6th in rushing touchdowns (17)

YOUTH MOVEMENT

Of the 14 players drafted in the last two seasons, 12 players (McCaffrey, Samuel, Moton, Elder, Armah, Moore, Jackson, Gaulden, Thomas, Haynes, Carter and Smith) saw playing time on offense and defense this season.

This season, the Panthers first- and second-year players totaled 3,875 total scrimmage yards and 27 of Carolina's 46 total touchdowns.

Carolina ranked second in the NFL in scrimmage yards and second in offensive touchdowns by first- and second-year players.

SPREADING THE BALL AROUND

In 2018, 15 different players made receptions for Carolina, tying the franchise record, which was originally set in 1995 and matched in 2000.

Ten different players recorded receiving touchdowns, a number that set a new franchise record and tied for third most in the NFC this season.

RECEIVING LEADERS / PANTHERS / 2018

Player	Receptions	Rec Yds	TDs
McCaffrey	107*	867	6
Moore	55	788	2
Funchess	44	549	4
Wright	43	447	1
Samuel	39	494	5
Thomas	36	333	2
Olsen	27	291	4
Smith	17	190	2
Artis-Payne	3	15	0
Manhertz	2	52	1
Anderson	1	24	1
Byrd	1	8	0
Armah	1	5	0
Cadet	1	5	0
Barner	1	3	0

* franchise record

REVERSE IT

Under offensive coordinator Norv Turner, the Panthers became very versatile with rushing and receiving threats in unconventional places.

In 2018, Carolina ranked second in the NFL in rushing by non-running backs with 833 yards and seven touchdowns. DJ Moore (172) had the second-most rushing yards of any wide receiver and Curtis Samuel (2) tied for the most rushing touchdowns of any wide receiver. Cam Newton (488) had the fourth-most rushing yards of any quarterback, despite not playing in the final two games of the season.

Carolina set a franchise record for most rushing yards by wide receivers with 295, which was the second-most in the NFL in 2018.

NFL / RUSHING YARDS: QB, WR, TE / 2018

Team	Rush Att	Rush Yds	Rush TDs
Baltimore	194	865	5
Carolina	134	833	7
Buffalo	117	747	11

**DEFENSIVE LINE PRODUCTION**

The Carolina Panthers have had a productive defensive line over the last seven seasons. Since 2012, no group of defensive linemen produced more sacks than Carolina's 242.5.

NFL TEAM LEADERS / SACKS BY DEFENSIVE LINEMEN / 2012-18

Team	Sacks
Carolina	242.5
Minnesota	231.0
Los Angeles Rams	225.0
Cincinnati	212.0

The defensive line's 242.5 sacks are part of an NFL-leading 315 total sacks by Carolina from 2012-18.

NFL TEAM LEADERS / SACKS / 2012-18

Team	Sacks
Carolina	315
Los Angeles Rams	306
Denver	305
Pittsburgh	298

The defensive line has also been productive at stopping the run. Carolina's run defense has ranked in the top six in the NFL in four of the past seven years.

CAROLINA'S RUN DEFENSE RANKINGS / 2012-18

Season	Yards/Game Allowed (NFL Rank)
2012	110.1 (14th)
2013	86.9 (2nd)
2014	112.0 (16th)
2015	88.4 (4th)
2016	91.6 (6th)
2017	88.1 (4th)
2018	112.8 (12th)
Total	98.5 (2nd)

Carolina has allowed just 98.5 rushing yards per game in the past seven seasons, second best in the NFL.

The Panthers defensive line has earned a number of honors since 2012.

PANTHERS DEFENSIVE LINE POSTSEASON HONORS**2013**

Greg Hardy: AP All-Pro 2nd Team; Pro Bowl; Sporting News All-Pro

Star Lotulelei: PFWA All-Rookie

Kawann Short: PFWA All-Rookie

2014

Kony Ealy: PFWA All-Rookie

2015

Kawann Short: AP All-Pro Second-Team; Pro Bowl

Since 2013, a Panthers defensive lineman has earned NFC Defensive Player of the Week honors six times. Short and Lotulelei are the only defensive tackles in Panthers history to earn NFC Defensive Player of the Week honors.

PANTHERS DEFENSIVE LINE IN-SEASON AWARDS / 2013-18**NFC Defensive Players of the Week****2013**

Greg Hardy: Week 3; Week 17

2015

Kawann Short: Week 6

2016

Star Lotulelei: Week 8

2017

Julius Peppers: Week 4

2018

Efe Obada: Week 3

NFC Defensive Players of the Month**2015**

Kawann Short: October; December

**SACK LUNCH**

Four of the top eight sack artists in franchise history were on the roster in 2018.

PANTHERS CAREER SACK LEADERS

Player	Sacks	Seasons
Julius Peppers	97.0	2002-09; 2017-18
Charles Johnson	67.5	2007-17
Mike Rucker	55.5	1999-2007
Mario Addison	45.5	2012-18
Kevin Greene	41.5	1996, 1998-99
Greg Hardy	34.0	2010-14
Kawann Short	32.5	2013-18
Thomas Davis	28.0	2005-18



DUAL THREAT

In 2018, Cam Newton passed Brett Favre for third-most touchdowns all-time through a player's first eight seasons. He had 28 touchdowns (24 passing, 4 rushing) in 2018.

MOST TOTAL TOUCHDOWNS / FIRST 8 SEASONS

Player	Total TD	Pass TD	Rush TD
Peyton Manning	253	244	9
Dan Marino	246	241	5
Cam Newton	240	182	58
Brett Favre	224	213	11

Newton is the only player to lead a current NFL franchise in both career touchdown passes (182) and career rushing touchdowns (58). Newton is the first quarterback in NFL history with at least 50 rushing touchdowns in a career.

Newton has 39 career games with both a passing and rushing touchdown, the most in NFL history. He also has three regular season games and one postseason game with at least two rushing touchdowns and two passing touchdowns. His three regular season games rank second in NFL history.

Newton ranks third for the most combined yards through a quarterback's first eight seasons. He tallied 3,883 total yards in 2018 (3,395 passing, 488 rushing).

MOST COMBINED YARDS RUSH & PASS / FIRST 8 SEASONS

Player	Total Yards	Pass Yards	Rush Yards
Peyton Manning	33,854	33,189	665
Matt Ryan	33,520	32,757	763
Cam Newton	33,277	28,469	4,808

Newton is one of just two players in NFL history, along with Peyton Manning of the Indianapolis Colts (1998-2004), to have at least 3,000 passing yards in each of their first eight seasons.

He has recorded six seasons of at least 3,000 passing yards and 500 rushing yards, the most in NFL history.



3RD AMONG ALL PANTHERS RUSHERS

Cam Newton ranks third in franchise history in rushing yards, trailing DeAngelo Williams and Jonathan Stewart.

Newton is the only quarterback in NFL history to rank in the top three in a franchise in rushing yards. While Newton is third in yards, he leads Stewart and Williams in rushing touchdowns, rushing average and trails Stewart by nine rushing first downs for first all-time.

CAROLINA PANTHERS ALL-TIME RUSHING LEADERS

Player	Yards	Avg.	Long	TDs	1st Downs
Jonathan Stewart, 2008-2017	7,318	4.31	69	51	368
DeAngelo Williams, 2006-14	6,846	4.78	77	46	290
Cam Newton, 2011-present	4,808	5.18	72	58	359
DeShaun Foster, 2003-07	3,336	3.92	71	10	160

3RD ALL-TIME IN RUSHING

Cam Newton has continued to move up the all-time ranks for total rushing yardage among all-time quarterbacks. Newton ranks third all-time in rush yards by a quarterback in NFL history.

Newton had more rushing yards than Michael Vick (4,630) through Vick's first eight seasons of his career. Newton needs 121 rushing yards to pass Randall Cunningham for second all-time.

RUSH YARDS BY A QB / NFL / ALL-TIME

Player	Yards	Years
Michael Vick	6,109	2001-06, 2009-15
Randall Cunningham	4,928	1985-01
Cam Newton	4,808	2011-pres
Steve Young	4,239	1985-99

In Week 5 against the Giants, Newton passed Cunningham's 4,482 rushing yards with the Eagles, becoming the NFL's all-time leader for quarterback rushing yards with a single franchise.

ALL-TIME PASSER

In his eighth season, quarterback Cam Newton is the Panthers' all-time record holder in passing yards (28,469), passing touchdowns (182), pass attempts (3,891), pass completions (2,321), 300-yard passing games (19) and QB wins (68).

PANTHERS CAREER LEADERS, PASSING YARDS

Player	Yards	Att	Cmp	TD
Cam Newton, 2011-pres	28,469	3,891	2,321	182
Jake Delhomme, 2003-09	19,258	2,669	1,580	120
Steve Beuerlein, 1996-2000	12,690	1,723	1,041	86
Kerry Collins, 1995-98	8,306	1,340	694	47



GAME-WINNING DRIVES

Quarterback Cam Newton has led 17 career game-winning drives (defined as a drive that puts the team ahead for good in the fourth quarter or overtime).

Jake Delhomme owns the franchise record with 21 game-winning drives.

CAM NEWTON, GAME-WINNING DRIVES

vs. Jacksonville (9/25/11)

Directed the Panthers 55 yards on five plays in 2:24...Completed all three pass attempts for 47 yards and scrambled once for seven yards, capped by a 16-yard touchdown pass to tight end Greg Olsen.

at Philadelphia (11/26/12)

Guided the Panthers 40 yards on seven plays in 3:36 to set up a 23-yard field goal by Graham Gano...Completed two-of-three passes for 31 yards and picked up seven yards rushing on two carries.

at San Francisco (11/10/13)

Led the Panthers nine yards on seven plays in 3:30 to set up a 53-yard field goal by Graham Gano.

vs. New England (11/18/13)

Directed the Panthers 83 yards on 13 plays in 5:33...Completed 5-of-8 pass attempts for 57 yards and rushed once for 15 yards, capped by a 25-yard touchdown pass to wide receiver Ted Ginn, Jr.

at Miami (11/24/13)

Led the Panthers 80 yards on 12 plays in 3:30...Completed 5-of-7 passes for 34 yards and rushed three times for 16 yards...Converted key fourth-down attempt from Carolina's 20-yard line with pass to Steve Smith...Capped drive with one-yard touchdown pass to tight end Greg Olsen.

vs. New Orleans (12/22/13)

Directed the Panthers 65 yards on five plays in 32 seconds...Completed 3-of-5 passes (including a spike) for 65 yards, including a 14-yard touchdown pass to wide receiver Domenik Hixon.

vs. Chicago (10/5/14)

After a fumble by Chicago, directed the Panthers 23 yards on six plays in 2:00...Completed 2-of-3 passes for 17 yards, including a six-yard touchdown pass to tight end Greg Olsen.

vs. Cleveland (12/28/14)

Led the Panthers 66 yards on seven plays in 2:52...Completed 3-of-4 passes for 44 yards and rushed twice for 19 yards, capped by a nine-yard touchdown pass to running back Jonathan Stewart.

at Seattle (10/18/15)

Led the Panthers 80 yards on eight plays in 1:48...Completed 6-of-7 passes (including a spike) for 89 yards, capped by a 26-yard touchdown pass to tight end Greg Olsen.

vs. Indianapolis (11/3/15)

Led the Panthers five yards on four plays in 1:40 to set up a 52-yard field goal by Graham Gano in overtime.

at New Orleans (12/6/15)

Led the Panthers 75 yards on 11 plays in 4:16...Completed 5-of-8 passes for 63 yards...Added three rushes for 7 yards...Capped the drive with a 15-yard touchdown pass to Jericho Cotchery.

at New York Giants (12/20/15)

Led the Panthers 49 yards on eight plays in 1:46 to set up a 43-yard field goal from Graham Gano as time expired...Completed 3-of-5 passes (including a spike) for 37 yards...Added two rushes for 12 yards.

at New England (10/1/17)

Led the Panthers 46 yards on 10 plays to set up a 48-yard field goal from Graham Gano as time expired to break a tie...Completed 1-of-3 passes for five yards, converting a third down...Rushed for 11 yards on three carries.

vs. Minnesota (12/10/17)

Led the Panthers 75 yards on five plays to set up a one-yard touchdown run from Jonathan Stewart to break a tie with 1:50 remaining...Keyed the drive with a 62-yard run to the Vikings eight-yard line.

vs. Tampa Bay (12/24/17)

Led the Panthers 59 yards on 10 plays, capped by a three-yard touchdown run by Newton...Completed 4-of-7 passes for 52 yards, while also running for five yards including the go-ahead touchdown with 39 seconds remaining.

vs. New York Giants (10/8/18)

Led the Panthers 30 yards on eight plays to set up a game-winning 63-yard goal with one second left on the clock...Completed 2-of-6 passes for 29 yards, including a spike.

at Philadelphia Eagles (10/22/18)

Led the Panthers 69 yards on 10 plays to set up a game-winning one-yard touchdown pass to Greg Olsen with 1:22 remaining...Completed 4-of-9 passes for 66 yards, including a 35-yard catch and run to Torrey Smith to convert a fourth and 10.



**CAM ON THE RUN**

Quarterback Cam Newton's 58 rushing touchdowns are tied for the second-most among active players in the NFL since his rookie season in 2011.

NFL LEADERS, ACTIVE, RUSHING TOUCHDOWNS, 2011-18

Player	TDs
Marshawn Lynch, Oak.	61
Cam Newton, Car.	58
LeSean McCoy, Buf.	58
Adrian Peterson, Was.	54

Newton scored a team-leading 14 rushing touchdowns in 2011, the most-ever by a quarterback in NFL history, surpassing the previous mark of 12 by Steve Grogan in 1976. He long surpassed the NFL record for most rushing touchdowns by a quarterback, previously held by Steve Young.

NFL QUARTERBACKS LEADERS SINCE 1970, RUSHING TD

Player	TDs
Cam Newton, 2011-present	58
Steve Young, 1985-99	43
Kordell Stewart, 1995-2005	38

Newton's total 359 rushing first downs are now the all-time NFL record for most rushing first downs by a quarterback, passing Michael Vick's 343. He has the fourth-most rushing first downs since 2011 and his rushing first down percentage in that stretch leads the NFL.

NFL LEADERS / RUSHING 1ST DOWN PCT / 2011-18

Player	1st Pct.	1st	Att
Cam Newton, Car.	38.6	359	929
Aaron Rodgers, G.B.	37.2	141	379
Russell Wilson, Sea.	32.7	211	645

Newton has the most rushing touchdowns in Panthers franchise history with 58. He is also tied with Jonathan Stewart for second in franchise history in total touchdowns.

CAROLINA PANTHERS ALL-TIME RUSHING TOUCHDOWN LEADERS

Player	Rush TD
Cam Newton, 2011-present	58
Jonathan Stewart, 2008-17	51
DeAngelo Williams, 2006-14	46
Stephen Davis, 2003-05	20

MOST TOTAL TOUCHDOWNS / PANTHERS HISTORY

Team	Total TD	Rush TD	Rec TD	Ret TD
Steve Smith Sr., 2001-13	75	2	67	6
Cam Newton, 2011-pres	58	58	0	0
Jonathan Stewart, 2008-17	58	51	7	0
DeAngelo Williams, 2006-14	53	46	7	0

HEINICKE & ALLEN

Backup quarterbacks Taylor Heinicke and Kyle Allen played in relief of Cam Newton the final two weeks of the season as Newton was inactive with a shoulder injury.

In Week 16 vs Atlanta, Heinicke completed 33 passes for 274 yards and one touchdown in his first career start. His pass attempts (53) and completions (33) marked the third-most in a game in franchise history by one player. Together, they set the franchise record for most completions in a single game with 37.

Allen came in for nine snaps in his first career appearance as Heinicke briefly left the game with an elbow injury. Allen went 4-of-4 for 38 yards in relief of Heinicke.

In Week 17 at New Orleans, Allen notched his first career start after Heinicke was placed on injured reserve. Allen completed 16-of-27 attempts for 228 yards, two touchdowns and no interceptions, finishing with a 111.3 quarterback rating. Carolina won the game, 33-14. Allen joined Matt Moore and Chris Weinke as the only Panthers rookies to win their first starts.

Both players were undrafted out of college with Heinicke playing at Old Dominion and Allen at Houston.



**McCAFFREY'S RECORDS****SINGLE-SEASON NFL RECORDS**

- 107 receptions, most by a running back in NFL history
- First player in NFL history with 50 rushing and 50 receiving yards in five consecutive games (Weeks 9-13)
- Second player in NFL history with 50 yards rushing, receiving and passing in same game (vs. New Orleans 12/17)
- Third player in NFL history with over 1,000 rushing yards and 100 receptions in single season

SINGLE-SEASON FRANCHISE RECORDS

- 1,965 scrimmage yards, most by any player
- 107 receptions, most by any player
- 867 receiving yards, most by a running back
- 6 receiving touchdowns, most by a running back
- 41 receiving first downs, most by a running back
- 851 yards after the catch, most by any player since stat became available in 2010

SINGLE-GAME FRANCHISE RECORDS

- 14 receptions at Atlanta (9/16), most by a running back and tied franchise record for most by any Panther
- 112 receiving yards vs. Seattle (11/25), the most by a running back
- 237 scrimmage yards vs. Seattle (11/25), the most by any player
- First player in franchise history with 100 rushing and 100 receiving yards in same game in franchise history (vs. Seattle, 11/25)
- First non-quarterback with a touchdown pass in franchise history (vs. New Orleans 12/17)

**RUN CMC**

Running back Christian McCaffrey ranked sixth in the NFL in rushing yards (1,098) and ninth in rushing average (5.01 yards per carry) in 2018.

He became the fifth Panther to record a 1,000-yard rushing season and just the third player in NFL history to record at least 1,000 rushing yards and 100 receptions in a single season. In 2018, he became the third player in NFL history with at least 1,500 career rushing and 1,500 career receiving yards through his first two seasons.

In Week 3, he posted the fourth-highest rushing output in franchise history. McCaffrey became the fifth different player in franchise history to run for 1,000 rushing yards after a 101-yard performance against Atlanta in Week 16.

PANTHER LEADERS / SINGLE-SEASON RUSHING YARDS / ALL-TIME

Player	Rush Att	Rush Yds	Rush TDs
DeAngelo Williams, 2008	273	1,515	18
Stephen Davis, 2003	318	1,444	8
Jonathan Stewart, 2009	221	1,133	10
Anthony Johnson, 1996	300	1,120	6
DeAngelo Williams, 2009	216	1,117	7
Christian McCaffrey, 2018	219	1,098	7

CATCH CMC

In Week 2 at Atlanta, McCaffrey tallied 14 catches, tying Steve Smith for the most receptions in a single game in Panthers history.

He finished the 2018 season with 107 receptions, an NFL record for receptions by a running back and a franchise record for total receptions by any player.

His 867 receiving yards were the fifth-most receiving yards for a 1,000-yard rusher in NFL history.

PANTHER LEADERS / SINGLE-SEASON RECEPTIONS / ALL-TIME

Player	Receptions	Rec Yds	Rec TDs
Christian McCaffrey, 2018	107	867	6
Steve Smith, 2005	103	1,563	12
Muhsin Muhammad, 2000	102	1,183	6
Muhsin Muhammad, 1999	96	1,253	8
Muhsin Muhammad, 2004	93	1,405	16

PASS CMC

In a Week 16 matchup with New Orleans on Monday Night Football, McCaffrey recorded his first NFL pass attempt which resulted in a 50-yard touchdown by tight end Chris Manhertz.

He became the first non-quarterback to throw a touchdown pass in franchise history. He finished the game with 50 passing yards, 53 rushing yards and 67 receiving yards and joined Walter Payton as the only players in NFL history to have 50+ yards passing, rushing and receiving in the same game.



SAMUEL'S SOPHOMORE YEAR

In his second NFL season, wide receiver Curtis Samuel finished third on the team with 787 all purpose yards (494 receiving, 84 rushing, 209 kick return).

On his first touch of the season, Samuel caught a screen and broke several tackles to go 25 yards for his first career touchdown.

In Carolina's fourth quarter comeback at Philadelphia in Week 7, Samuel scored his first rushing touchdown on a 14-yard end around.

Samuel then scored a rushing and receiving touchdown against Tampa Bay in Week 9, becoming the first Panthers wide receiver to do both in the same game since Keyshawn Johnson in 2006.

He scored seven touchdowns on the year, five receiving and two rushing. His two rushing touchdowns tied for the most among all NFL receivers.



FUNCHESS MOVES UP

Devin Funchess ranks eighth all-time in career receiving yards as a Panther. He has recorded 2,233 yards on 161 catches with 21 receiving touchdowns in four years with the team.

Funchess finished the 2018 season with 44 receptions, 549 yards and four touchdowns.

He ranks 11th in receptions and fifth in receiving touchdowns in Carolina history.



FRESHMAN PHENOM

Carolina's 2018 first round pick DJ Moore made the most of his first reception as a Panther in Week 2 at Atlanta. He took a 17-yard pass and went another 34 yards after the catch for a 51-yard touchdown in the fourth quarter.

At Detroit in Week 11, Moore had an 82-yard reception as part of a 157-yard receiving day, the most by a Panthers rookie wide receiver in franchise history.

Moore posted the most scrimmage yards (960) and second-most receiving yards (788) by any rookie wide receiver in the NFL this season. He had the second-most scrimmage yards by any rookie wide receiver in franchise history (Kelvin Benjamin, 1,008 - 2014).

The rookie led all wide receivers on the team with 55 receptions and 788 receiving yards, averaging 14.3 yards per catch. He also averaged 7.7 yards after the catch, which topped the league among qualifying receivers.

A dual threat, Moore also racked up 172 yards on the ground, the second most among all NFL wide receivers.



MR. 3RD DOWN

Jarius Wright tallied 43 receptions for 447 yards and one touchdown for the Panthers in 2018. Of his 41 catches, 15 came on third or fourth down which converted 11 first downs.

Wright's 11 receiving first down conversions on 3rd/4th down were second only to McCaffrey on the Panthers.





OLSEN CLIMBING RANKS

Greg Olsen joined the Panthers in 2011 after a trade with the Chicago Bears in exchange for a third-round draft choice. Since then, Olsen has totaled 472 receptions for 5,866 yards and 37 touchdowns, putting him among the team's all-time leaders.

Olsen is the Panthers all-time receiving yards leader among tight ends and the Panthers all-time receptions leader among tight ends. He holds the team's tight end record with nine 100-yard receiving games. He is second among Panthers tight ends in career touchdowns (37) behind Wesley Walls (44).

PANTHERS CAREER REC. YARDS LEADERS

Player	Yds	Rec	TD	Seasons
Steve Smith, WR	12,197	836	67	2001-13
Muhsin Muhammad, WR	9,255	696	50	1996-2009
Greg Olsen, TE	5,866	472	37	2011-2018
Wesley Walls, TE	3,902	324	44	1996-2002
Mark Carrier, WR	2,547	176	13	1995-98



With 666 receptions, 7,847 receiving yards and 57 touchdown receptions in his career, tight end Greg Olsen ranks in the top 10 all-time among NFL tight ends in receptions, receiving yards and receiving touchdowns.

Olsen ranks fifth all-time among tight ends in receptions, eighth all-time among tight ends in receiving yards and eighth in receiving touchdowns.

ALL-TIME NFL RECEPTIONS LEADERS, TIGHT ENDS


Player	Rec.	Yds	TD
Tony Gonzalez, 1997-2013	1,325	15,127	111
Jason Witten, 2003-17	1,152	12,448	68
Antonio Gates, 2003-present	955	11,841	116
Shannon Sharpe, 1990-2003	815	10,060	62
Greg Olsen, 2007-2018	666	7,847	57
Ozzie Newsome, 1978-90	662	7,980	47
Jimmy Graham, 2010-18	611	7,436	71

THOMAS TIME

After veteran tight end Greg Olsen reinjured his foot at Tampa Bay in Week 13, Ian Thomas replaced him and made an immediate impact with five catches for 46 yards.

One week later, Thomas made nine catches for 77 yards at Cleveland. It marked the most receiving yards for a Panthers rookie tight end in a game in franchise history. He was one reception shy of tying the franchise record for catches by a tight end at 10.

With just six starts on the season, Thomas finished the year with 36 receptions for 333 yards, both new franchise records among rookie tight ends.



MEGAHERTZ

In Week 15 on Monday Night Football, the Panthers broke out a trick play on their second drive of the game.

On fourth-and-two from midfield, running back Christian McCaffrey took the handoff from Cam Newton and immediately dropped back to pass. McCaffrey found tight end Chris Manhertz running wide open downfield and the play resulted in a 50-yard touchdown.

It was just his fifth career catch and first career touchdown.



**DAVIS IS PANTHERS ALL-TIME TACKLES LEADER**

Thomas Davis finished with 84 tackles (coaches film) in 2018, ranking third on the team.

In 2016, Davis led the Panthers with 132 tackles (coaches film), ranking first on the team for the first time in his career.

Davis is the Panthers all-time leading tackler with 1,258 tackles, averaging 117.9 tackles over his previous seven seasons.

PANTHERS CAREER LEADERS, TACKLES (coaches film)

Player	Tackles	Seasons
Thomas Davis	1,258	2005-2018
Luke Kuechly	1,086	2012-2018
Mike Minter	953	1997-2006
Jon Beason	701	2007-13



Davis has 1,077 career tackles according to press box stats. That number ranks second among all active players on NFL rosters at the end of the 2018 season, only trailing Antoine Bethea (1,222).

NFL ACTIVE CAREER LEADERS, TACKLES (press box stats)

Player	Tackles	GP
Antoine Bethea, Ari.	1,222	193
Thomas Davis, Car.	1,077	176
Eric Weddle, Bal.	1,033	185
Luke Kuechly, Car.	948	102

KUECHLY LEADS THE PACK

Since entering the NFL in 2012, press box crews have credited linebacker Luke Kuechly with 948 tackles, the most in the NFL over that stretch.

NFL TACKLE LEADERS / SINCE 2012 (Press Box Stats)

Player	Tot	Sol	Ast
Luke Kuechly, Car.	948	609	339
Bobby Wagner, Sea.	912	556	356
Lavonte David, T.B.	884	641	243

Kuechly ranks fourth in career tackles among all currently active players in the NFL.

Kuechly has the most tackles (press box) over any player's first seven seasons played. His 9.3 tackles per game (press box) rank as the second-highest average (Zach Thomas - 9.8) in NFL history (min. 50 games played).



After film review, Panthers' coaches have credited Kuechly with 1,086 career tackles, second-most in team history.

He is the only player in franchise history with more than 100 tackles in each of his first seven seasons as a Panther, including a team-record 205 stops (coaches' film) as a rookie in 2012.

BEST OF THE BEST

Since 2012, Luke Kuechly has tallied 16 interceptions, the most among NFL linebackers during that time.

In that same span, Thomas Davis ranks just two spots behind Kuechly with 10 interceptions of his own.

NFL LEADERS, LINEBACKERS, INTERCEPTIONS, 2012-18

Team	INTs
Luke Kuechly, Car.	16
Alec Ogletree, NYG	12
Thomas Davis, Car.	10
Lavonte David, T.B.	10
Kiko Alonso, Mia.	10

In the past seven seasons, Kuechly also has the lead in total takeaways (24) among linebackers, tallying 16 interceptions and eight opponent fumble recoveries.

Over that same range, Davis is tied for third among linebackers with 18 takeaways of his own (10 interceptions, eight fumble recoveries),

NFL LEADERS, LINEBACKERS, TOTAL TAKEAWAYS, 2012-18

Team	Total Takeaways
Luke Kuechly, Car.	24
Lavonte David, T.B.	23
Thomas Davis, Car.	18
Craig Robertson, N.O.	18

**PEP NEARS TOP OF THE LIST**

Julius Peppers tallied five sacks in 2018, bringing his career total to 159.5 sacks, fourth all-time in NFL history. He finished his career as Carolina's all-time leader in sacks with 97.0 of his career sacks coming as a Panther.

He has the most sacks of any active NFL player, and he is the only player in NFL history with 150 sacks and 10 or more interceptions.

Three of the top four sack artists in NFL history played for the Panthers at some point.

NFL CAREER SACK LEADERS

Player	Sacks	Seasons
Bruce Smith	200.0	1985-2003
Reggie White	198.0	1985-2000
Kevin Greene	160.0	1986-99
Julius Peppers	159.5	2002-18



Three of the top four sack artists in NFL history played for the Panthers at one point in their career.

PEPPERING THE QB

Julius Peppers had three pass deflections against Tampa Bay in Week 9, tying Carlos Dunlap for the most by a defensive end in a single game this year.

For his career, Peppers was credited with 82 career pass deflections.

Since that stat has been tracked since 2000, Peppers ranks second among all defensive linemen, trailing Jason Taylor's 83 career pass deflections.

Peppers had 50 pass deflections as a Panther, which is the sixth-most in franchise history among all positions.

FORCED FUMBLES

Julius Peppers is Carolina's all-time leader in forced fumbles (34). In his career, he has 51 forced fumbles, good for second in the NFL since 2000 (when the statistic became available).

NFL LEADERS, FORCED FUMBLES, SINCE 2000

Player	FF	Seasons
Robert Mathis	52	2003-16
Julius Peppers	51	2002-18
John Abraham	48	2000-14
Dwight Freeney	47	2002-17

PANTHERS CAREER LEADERS, FORCED FUMBLES

Player	FF	Seasons
Julius Peppers	34	2002-09; 2017-18
Charles Johnson	19	2007-17
Thomas Davis	18	2005-18
Mike Rucker	16	1999-2007

LONGEVITY

Julius Peppers finished 2018 as the longest tenured and oldest active defensive player in the NFL, tallying 266 career games played in the regular season and another 18 career playoff games. He has also played in 176 consecutive games, tied with Brandon Carr for the most by any active defensive player.

Peppers ranks sixth among all-time defenders, trailing Junior Seau. Jim Marshall holds the record for most career games by a defensive end with 282.

NFL CAREER LEADERS / GAMES PLAYED / DEFENDERS

Player	GP	Seasons
Darrell Green	295	1983-2002
Jim Marshall	282	1960-79
Bruce Smith	279	1985-2003
Clay Matthews Jr.	278	1978-96
Junior Seau	268	1990-2009
Julius Peppers	266	2002-18





SUPER MARIO

Defensive end Mario Addison led the Panthers with 9.0 sacks on the season. This comes one year after he tied for the team lead in 2017 with 11.0 sacks. He has led or tied for the team lead in sacks in each of the past three seasons.



Addison started as an undrafted free agent out of Troy, signing with the Chicago Bears in 2011 and landing on the Panthers in 2012.

He has 45.5 career sacks which ranks third in the NFL among active players that were undrafted free agents. Addison now ranks fourth in franchise history in sacks.

NFL SACK LEADERS / ACTIVE / UNRAFTED

Player	Seasons	Career Sacks
Cameron Wake, Mia.	10	95.5
Michael Bennett, Phi.	10	59.5
Mario Addison, Car.	8	45.5

NO LOVE

Seventh-year defensive tackle Kyle Love made several big plays throughout the 2018 season.

In Week 7, he had a forced fumble and fumble recovery at Philadelphia, including recovering the ball on the game-sealing play. Against Baltimore the following week, he had a tackle for loss with a jarring hit that forced another fumble. Love added a strip-sack and fumble recovery against Atlanta in Week 16.

Love finished 2018 tied for second in the NFL among interior defensive linemen with his three forced fumbles this season. He led the Panthers in fumble recoveries with two.

According to coaches' stats, he tallied 12 quarterback pressures, tied for third-most on the team.

SHORT COMES UP TALL

Since the start of 2015, Kawann Short has 27.5 sacks, tied for third in the NFL by a defensive tackle over the past four seasons. In that same span, he tallied 47 tackles for loss, third among defensive tackles. In 2018, Short recorded three sacks and 12 tackles for loss, tied for fourth most among defensive tackles.



NFL DEFENSIVE TACKLE SACK LEADERS / 2015-18

Team	Sacks
Aaron Donald, L.A.-R	50.5
Geno Atkins, Cin.	39.0
Kawann Short, Car.	27.5
Gerald McCoy, T.B.	27.5

AGAINST ALL ODDS

Defensive end Efe Obada made the most of his first career game in the NFL in Week 3 against Cincinnati. Obada earned NFC Defensive Player of the Week honors after he registered an interception, a sack, two quarterback hurries and a pass deflection in just 19 total snaps. He then had another sack at Tampa Bay in Week 13.

In August, Obada became the first player from the NFL International Pathway Program to make an active roster.

Obada came to America from London in 2015 when he signed to the Dallas Cowboys practice squad despite only playing organized American football for just five games previously with the London Warriors. He was assigned to the Panthers practice squad in 2017 as a practice squad exemption as part of the Pathway Program.





POPS IN THE SECONDARY

A 15-year veteran out of the University of Delaware, safety Mike Adams joined the Panthers in 2017 and started every game in the last two seasons.

In those two years, Adams has recorded 152 tackles, five interceptions, 14 passes defended, two fumble recoveries and one forced fumble. His five interceptions are the most of any Panther in the last two years and he is tied for the most takeaways in that span.

He has 17 interceptions over the last five seasons, tied for third-most in the NFL in that span.

NFL INDIVIDUAL LEADERS, INTERCEPTIONS, 2014-2018

Player	Interceptions
Marcus Peters, LA-R	22
Reggie Nelson, Oak.	20
Mike Adams, Car.	17
Two others	17

Adams has had a prolific career in recording takeaways, both by interception and fumble recovery. Over his career, Adams has tallied 46 takeaways (30 interceptions, 16 fumble recoveries). That mark leads all active defensive players.

NFL LEADERS, TOTAL TAKEAWAYS, ALL-TIME, ACTIVE PLAYERS

Player	INTs	FRs	Total Takeaways
Mike Adams, Car.	30	16	46
Reggie Nelson, Oak.	38	7	45
Tramon Williams, G.B.	32	9	41

Adams (16) and teammate Julius Peppers (20) rank first and second in career fumble recoveries among active players. Thomas Davis ranks sixth with 11.



BRADBERRY RACKS UP TACKLES

Cornerback James Bradberry wrapped up his third NFL season with a team-high 20 passes defended (coaches' film), a new career high. He added 69 tackles, one interception, one forced fumble and one sack, the first of his career.

According to press box statistics, Bradberry has tallied 215 tackles since entering the league in 2016, the third most among by any cornerback in the league.



D-JACK LEADS ALL ROOKIES

Rookie cornerback Donte Jackson secured two interceptions against the Bengals in Week 3, including one in the fourth quarter that helped seal the team's victory. Jackson also added eight tackles (coaches film) to his stat line.

Jackson finished his rookie campaign tied for seventh in the NFL with four interceptions. This marked the second most interceptions by a rookie in team history, only trailing Chris Gamble's six picks in 2004.

On Monday Night Football in Week 15 vs New Orleans, Jackson picked off a pass on a two-point conversion attempt and returned it the length of the field for two points, giving Carolina its first ever



**GANO MOVES UP PANTHERS SCORING LIST**

Kicker Graham Gano had 72 points in 2018 after playing in just 12 games due to a knee injury. He converted 30-of-33 PAT attempts and 14-of-16 field goal attempts, including a franchise record 63-yard long.

Gano has 742 points in his Panthers career (2012-present), the second-most in franchise history. John Kasay (1,482 from 1995-2010) is the franchise's all-time leader.

CAROLINA PANTHERS CAREER LEADERS, POINTS SCORED

Player	Points	Seasons
John Kasay, K	1,482	1995-2010
Graham Gano, K	742	2012-18
Steve Smith, WR	454	2001-13
Cam Newton, QB	352	2011-18
DeAngelo Williams, RB	322	2006-14

**NEAR THE TOP**

Gano earned Pro Bowl honors in 2017 after setting a Panthers' single-season record 96.7 field goal percentage (29-of-30).

Since the start of the 2017 season, Gano has converted 43-of-46 attempts, a 93.5 field goal percentage which ranks second in the NFL over that span.

FG PERCENTAGE LEADERS / NFL 2017-18 (min. 16 games)

Player	FG-FGA	Pct.
Robbie Gould, S.F.	72-75	96.0
Graham Gano, Car.	43-46	93.5
Josh Lambo, Jac.	38-41	92.7
Jason Myers, Jac/NYJ.	33-36	91.7

IN THE RECORD BOOK

After setting the franchise record for the highest field goal percentage in 2017, Graham Gano broke another franchise record this season with his 63-yard game-winning field goal in Week 5 against the Giants.

Gano earned NFC Special Teams Player of the Week in Week 5 and was subsequently named the NFC Special Teams Player of the Month for October.

Prior to 2018, Gano was tied with John Kasay for the longest field goal in Panthers history at 55 yards. The 63-yard field goal tied Gano for the second longest field goal in NFL history and also tied the longest game-winning field goal ever.

FIELD GOAL LONG / NFL HISTORY

Player	DISTANCE	DATE
Matt Prater, Den.	64	12/08/13
Graham Gano, Car.	63	10/07/18
David Akers, S.F.	63	09/09/12
Sebastian Janikowski, Oak.	63	09/12/11

FIELD GOAL LONG / CAROLINA PANTHERS HISTORY

Player	DISTANCE
Graham Gano	63
Graham Gano	55
John Kasay	55
Graham Gano	54 (4x)
John Kasay	54 (2x)





CAROLINA ON MY MIND

The Carolina Panthers active roster and coaching staff has a distinctive local feel. Three coaches and five players on the team's final 2018 roster either hail from North Carolina or South Carolina or played collegiately in the Carolinas.

Coaches with ties to the Carolinas (3)

Coach

Jerricho Cotchery

Joe Kenn

Travell Wharton

Position

Assistant Wide Receivers

Strength and Conditioning

Assistant Offensive Line

Hometown/College

North Carolina State

Wake Forest

Fountain Inn, S.C. / South Carolina

Players with ties to the Carolinas (6)

Player

Travaris Cadet

Chandler Catanzaro

Taylor Hearn

Captain Munnerlyn

Julius Peppers

Andre Smith

Position

Running Back

Kicker

Guard

Cornerback

Defensive End

Linebacker

Hometown/College

Appalachian State

Greenville, S.C./Clemson

Willston, S.C./Clemson

South Carolina

Bailey, N.C. / North Carolina

North Carolina



ROSTER RUNDOWN

Here's a look at Carolina's roster breakdown.

Rookies and first-year players	13
Players with three years or less NFL experience	25
Players age 30 or older	12
Players drafted by Carolina	26
Average age	27

Other roster notables

Original Draftees	27-Armah, Artis-Payne, Barner, Bradberry, Butler, Carter Jr., Davis, Elder, Funchess, Gauden, Haynes, Jackson, R. Kalil, Kuechly, Mayo, McCaffrey, Moore, Moton, Munnerlyn, Newton, Peppers, Samuel, Short, Smith, Thomas, Turner, Williams
Oldest Player on roster	Julius Peppers - 38 years old (1/18/80)
Youngest Player on roster	Andre Smith - 21 years old (4/20/97)
Most experience	17 seasons, Julius Peppers
Tallest player(s) on roster	Julius Peppers - 6'7"
Shortest player(s) on roster	Captain Munnerlyn - 5'9"
The college that is represented the most:	Maryland/LSU - 3 players
Players not from FBS schools	7-Mike Adams (Delaware), Alex Armah (West Georgia), James Bradberry (Samford), Travaris Cadet (Appalachian State), Chris Manhertz (Canisius), Jason Vander Laan (Ferris State), Greg Van Roten (Penn)



CAROLINA PANTHERS 2018 TRANSACTIONS



2-Jan	CB	Lorenzo Doss	Reserve/Future signing	1-Aug	DE	Bryan Cox Jr.	Passed physical
8-Jan	DE	Efe Obada	Reserve/Future signing	1-Aug	WR	Curtis Samuel	Passed physical
8-Jan	WR	Jamaal Jones	Reserve/Future signing	1-Aug	CB	Ross Cockrell	Placed on injured reserve (leg)
8-Jan	G	Dorian Johnson	Reserve/Future signing	1-Aug	T	Adam Bisnowaty	Claimed off waivers (DET)
8-Jan	WR	Austin Duke	Reserve/Future signing	5-Aug	DE	Julius Peppers	Passed physical
8-Jan	LB	Richie Brown	Reserve/Future signing	7-Aug	WR	Fred Ross	Passed physical
8-Jan	TE	Evan Baylis	Reserve/Future signing	7-Aug	DT	Ashaad Mabry	Waived
8-Jan	WR	Rasheed Bailey	Reserve/Future signing	7-Aug	DE	Sterling Bailey	Free agent signing
8-Jan	S	Damian Parms	Reserve/Future signing	12-Aug	DB	Alex Carter	Free agent signing
8-Jan	TE	Kent Taylor	Reserve/Future signing	12-Aug	S	Damian Parms	Placed on injured reserve (shoulder)
8-Jan	S	Dezmen Southward	Reserve/Future signing	15-Aug	DE	Kiante Anderson	Free agent signing
8-Jan	CB	Zack Sanchez	Reserve/Future signing	19-Aug	WR	Fred Ross	Waived/injured (hip)
29-Jan	G	Greg Van Roten	Extension signing	19-Aug	TE	Jason Reese	Free agent signing
26-Feb	TE	John Theus	Waived	20-Aug	WR	Fred Ross	Placed on injured reserve (hip)
26-Feb	S	Kurt Coleman	Released	21-Aug	G	Kyle Bosch	Waived
26-Feb	DE	Charles Johnson	Released	31-Aug	TE	Chris Manhertz	Passed physical
28-Feb	RB	Jonathan Stewart	Released	1-Sep	RB	Kenjon Barner	Released
6-Mar	K	Graham Gano	Extension signing	1-Sep	WR	Rasheed Bailey	Waived
7-Mar	CB	Teddy Williams	Released	1-Sep	DE	Sterling Bailey	Waived
9-Mar	DT	Drew Iddings	Extension signing	1-Sep	TE	Evan Baylis	Waived
14-Mar	DE	Julius Peppers	Extension signing	1-Sep	T	Adam Bisnowaty	Waived
14-Mar	CB	Daryl Worley	Traded to Philadelphia in exchange for WR Torrey Smith	1-Sep	LB	Richie Brown	Waived
14-Mar	WR	Torrey Smith	Acquired in a trade with Philadelphia in exchange for CB Daryl Worley	1-Sep	DB	Alex Carter	Waived
16-Mar	DT	Dontari Poe	Unrestricted free agent signing (Atlanta)	1-Sep	T	Blaine Clausell	Waived
16-Mar	TE	Zach Banner	Claimed off waivers (Cleveland)	1-Sep	S	Demetrious Cox	Waived
20-Mar	WR	Jarius Wright	Free agent signing	1-Sep	T	Quinterrius Eatmon	Waived
23-Mar	T	Jeremiah Sirles	Free agent signing	1-Sep	LB	Chris Frey	Waived
23-Mar	CB	Ross Cockrell	Unrestricted free agent signing (New York Giants)	1-Sep	CB	LaDarius Gunter	Waived
23-Mar	S	Da'Norris Searcy	Free agent signing	1-Sep	WR	Bug Howard	Waived
26-Mar	T	Amini Silatolu	Free agent signing	1-Sep	T	Norman Price	Waived
26-Mar	CB	LaDarius Gunter	Free agent signing	1-Sep	TE	Jason Reese	Waived
16-Apr	QB	Taylor Heinicke	Claimed off waivers (Houston)	1-Sep	TE	Cam Serigne	Waived
26-Apr	TE	Greg Olsen	Extension signing	1-Sep	DT	Tracy Sprinkle	Waived
26-Apr	WR	DJ Moore	Drafted (1)	1-Sep	T	Corey Robinson	Acquired in a trade with Philadelphia in exchange for an undisclosed 2020 draft choice
27-Apr	CB	Donte Jackson	Drafted (2)	1-Sep	DE	Zach Moore	Released
27-Apr	S	Rashaan Golden	Drafted (3)	1-Sep	S	Dezmen Southward	Released
28-Apr	TE	Ian Thomas	Drafted (4a)	1-Sep	QB	Kyle Allen	Waived
28-Apr	DE	Michael Haynes	Drafted (4b)	1-Sep	DE	Kiante Anderson	Waived
28-Apr	LB	Jermaine Carter Jr.	Drafted (5)	1-Sep	RB	Reggie Bonnafon	Waived
28-Apr	LB	Andre Smith	Drafted (7a)	1-Sep	CB	Lorenzo Doss	Waived
28-Apr	DT	Kendrick Norton	Drafted (7b)	1-Sep	WR	Austin Duke	Waived
1-May	TE	Kent Taylor	Waived	1-Sep	WR	Mose Frazier	Waived
1-May	T	Korren Kirven	Free agent signing	1-Sep	C	Kyle Friend	Waived
7-May	RB	CJ Anderson	Free agent signing	1-Sep	QB	Garrett Gilbert	Waived
8-May	RB	Elijah Hood	Claimed off waivers (OAK)	1-Sep	DE	Daeshon Hall	Waived
10-May	RB	Fozzy Whittaker	Placed on injured reserve (knee)	1-Sep	G	Taylor Hearn	Waived
11-May	RB	Kenjon Barner	Free agent signing	1-Sep	G	Dorian Johnson	Waived
11-May	DT	Tracy Sprinkle	Free agent signing	1-Sep	WR	Jamaal Jones	Waived
11-May	LB	Chris Frey	Free agent signing	1-Sep	CB	Cole Luke	Waived
11-May	RB	Reggie Bonnafon	Free agent signing	1-Sep	DT	Kendrick Norton	Waived
11-May	QB	Kyle Allen	Free agent signing	1-Sep	TE	Jason Vander Laan	Waived
11-May	G	Brendan Mahon	Free agent signing	1-Sep	RB	Elijah Hood	Placed on injured reserve (knee)
11-May	G	Taylor Hearn	Free agent signing	1-Sep	CB	Kevon Seymour	Placed on injured reserve (shoulder)
11-May	G	Kyle Bosch	Free agent signing	1-Sep	T	Jeremiah Sirles	Placed on injured reserve (hamstring)
14-May	WR	Russell Shepard	Released	2-Sep	RB	Reggie Bonnafon	Practice squad signing
14-May	CB	Zack Sanchez	Waived with injury settlement	2-Sep	QB	Kyle Allen	Practice squad signing
14-May	DE	Karter Schult	Free agent signing	2-Sep	WR	Mose Frazier	Practice squad signing
14-May	CB	Kyle Friend	Free agent signing	2-Sep	DT	Kendrick Norton	Practice squad signing
14-May	G	Quinterrius Eatmon	Free agent signing	2-Sep	DE	Kiante Anderson	Practice squad signing
14-May	WR	Bug Howard	Free agent signing	2-Sep	CB	Cole Luke	Practice squad signing
21-May	T	Korren Kirven	Waived	2-Sep	S	Dezmen Southward	Practice squad signing
21-May	TE	Jason Vander Laan	Free agent signing	2-Sep	G	Taylor Hearn	Practice squad signing
21-May	DT	Ashaad Mabry	Free agent signing	2-Sep	TE	Jason Vander Laan	Practice squad signing
31-May	T	Zach Banner	Waived	2-Sep	G	Dorian Johnson	Practice squad signing
4-Jun	G	Norman Price	Free agent signing	3-Sep	T	Matt Kalil	Placed on injured reserve (knee)
25-Jul	DT	Drew Iddings	Waived	3-Sep	CB	Lorenzo Doss	Free agent signing
25-Jul	TE	Cam Serigne	Free agent signing	4-Sep	DE	Kiante Anderson	Placed on practice squad / injured
25-Jul	WR	Curtis Samuel	Placed on non-football injury list (ankle)	4-Sep	CB	Josh Hawkins	Practice squad signing
25-Jul	DE	Julius Peppers	Placed on physically unable to perform list (shoulder)	6-Sep	DT	Kendrick Norton	Released from practice squad
25-Jul	TE	Chris Manhertz	Placed on physically unable to perform list (foot)	6-Sep	QB	Connor Cook	Practice squad signing
25-Jul	DE	Bryan Cox Jr.	Placed on physically unable to perform list (ankle)	6-Sep	T	Jeremiah Sirles	Released/injury settlement
25-Jul	WR	Fred Ross	Placed on physically unable to perform list (hip)	10-Sep	DE	Kiante Anderson	Released from practice squad/injury settlement
				10-Sep	QB	Kyle Allen	Released from practice squad



CAROLINA PANTHERS 2018 TRANSACTIONS



10-Sep	DT	Kendrick Norton	Practice squad signing	27-Nov	WR	Damiere Byrd	Placed on injured reserve (arm)
11-Sep	S	Dezmen Southward	Released from practice squad	27-Nov	CB	Lorenzo Doss	Signed to active roster from practice squad
11-Sep	WR	DeAndrew White	Practice squad signing	27-Nov	CB	Josh Thornton	Practice squad signing
12-Sep	T	Daryl Williams	Placed on injured reserve (knee)	28-Nov	S	Da'Norris Searcy	Returned to practice/designated to return
12-Sep	T	Chris Clark	Free agent signing	4-Dec	CB	Josh Thornton	Released from practice squad
21-Sep	S	Da'Norris Searcy	Placed on injured reserve (concussion)	5-Dec	TE	Greg Olsen	Placed on injured reserve (foot)
22-Sep	CB	Josh Hawkins	Signed to active roster from practice squad	5-Dec	WR	Mose Frazier	Signed to active roster from practice squad
24-Sep	S	Dezmen Southward	Practice squad signing	5-Dec	WR	DeAndrew White	Practice squad signing
25-Sep	T	Marshall Newhouse	Acquired in a trade with Buffalo in exchange for an undisclosed future draft choice	5-Dec	S	Kai Nacua	Practice squad signing
				6-Dec	G	Brendan Mahon	Placed on injured reserve (concussion)
25-Sep	T	Corey Robinson	Waived	6-Dec	G	Taylor Hearn	Signed to active roster from practice squad
26-Sep	WR	Fred Ross	Waived from injured reserve	6-Dec	G	Ian Silberman	Practice squad signing
27-Sep	S	Eric Reid	Free agent signing	7-Dec	G	Amini Silatolu	Placed on injured reserve (knee)
27-Sep	CB	Lorenzo Doss	Waived	7-Dec	K	Chandler Catanzaro	Free agent signing
1-Oct	CB	Lorenzo Doss	Practice squad signing	19-Dec	K	Graham Gano	Placed on injured reserve (left knee)
1-Oct	WR	DeAndrew White	Released from practice squad	19-Dec	TE	Jason Vander Laan	Signed to active roster from practice squad
8-Oct	LB	Thomas Davis	Returned from suspension	19-Dec	DT	Kendrick Norton	Signed to Miami's active roster from practice squad
8-Oct	LB	Thomas Davis	Roster Exemption	19-Dec	G	Landon Turner	Practice squad signing
9-Oct	QB	Connor Cook	Released from practice squad	19-Dec	LB	Antwone Williams	Practice squad signing
9-Oct	LB	Brandon Chubb	Practice squad signing	20-Dec	LB	Shaq Thompson	Placed on injured reserve (shoulder)
12-Oct	LB	Thomas Davis	Activated from roster exemption	20-Dec	QB	Kyle Allen	Signed to active roster from practice squad
12-Oct	LB	Jared Norris	Placed on injured reserve (toe)	20-Dec	DT	Elijah Qualls	Practice squad signing
30-Oct	QB	Kyle Allen	Practice squad signing	26-Dec	QB	Taylor Heinicke	Placed on injured reserve (left elbow)
30-Oct	S	Dezmen Southward	Released from practice squad	26-Dec	QB	Garrett Gilbert	Free agent signing
12-Nov	RB	CJ Anderson	Waived	28-Dec	RB	Kenjon Barner	Placed on injured reserve (knee)
13-Nov	RB	Travaris Cadet	Free agent signing	28-Dec	G	Dorian Johnson	Signed to active roster from practice squad
14-Nov	CB	Josh Hawkins	Waived				
15-Nov	RB	Kenjon Barner	Claimed off waivers (New England)				



CAROLINA PANTHERS 2018 UNOFFICIAL DEPTH CHART



OFFENSE

WR	17 Devin Funchess	13 Jarius Wright	14 Mose Frazier
LT	71 Marshall Newhouse	74 Chris Clark	
LG	73 Greg Van Roten	69 Tyler Larsen	<u>62 Taylor Hearn</u>
C	67 Ryan Kalil	69 Tyler Larsen	
RG	70 Trai Turner	69 Tyler Larsen	64 Dorian Johnson
RT	72 Taylor Moton	74 Chris Clark	
TE	80 Ian Thomas	82 Chris Manhertz	84 Jason Vander Laan
WR	<u>12 DJ Moore</u>	10 Curtis Samuel	11 Torrey Smith
QB	1 Cam Newton	<u>7 Kyle Allen</u>	3 Garrett Gilbert
FB	40 Alex Armah		
RB	22 Christian McCaffrey	34 Cameron Artis-Payne	38 Travaris Cadet

DEFENSE

DE	97 Mario Addison	94 Efe Obada	<u>98 Marquis Haynes</u>
DT	99 Kawann Short	93 Kyle Love	
DT	95 Dontari Poe	92 Vernon Butler	
DE	90 Julius Peppers	96 Wes Horton	91 Bryan Cox Jr.
SLB	<u>56 Jermaine Carter Jr.</u>	<u>57 Andre Smith</u>	
MLB	59 Luke Kuechly	55 David Mayo	
WLB	58 Thomas Davis	53 Ben Jacobs	
LCB	24 James Bradberry	41 Captain Munnerlyn	
RCB	<u>26 Donte Jackson</u>	35 Corn Elder	31 Lorenzo Doss
SS	25 Eric Reid	42 Colin Jones	
FS	29 Mike Adams	<u>28 Rashaan Gauden</u>	

SPECIAL TEAMS

PK	4 Chandler Catanzaro		
P	5 Michael Palardy		
KO	4 Chandler Catanzaro		
H	5 Michael Palardy		
PR	<u>12 DJ Moore</u>	22 Christian McCaffrey	<u>26 Donte Jackson</u>
KOR	38 Travaris Cadet	10 Curtis Samuel	<u>12 DJ Moore</u>
LS	44 JJ Jansen		22 Christian McCaffrey

ROOKIES Underlined

PANTHERS COACHING STAFF

Ron Rivera (head coach); Norv Turner (offensive coordinator); Eric Washington (defensive coordinator); Chase Blackburn (special teams coordinator); Jericho Cotchery (assistant wide receivers); Heath Farwell (assistant special teams); Pete Hoener (tight ends); Joe Kenn (strength and conditioning); John Matsko (running game coordinator); Sam Mills III (defensive line); Vincent Rivera (defensive quality control); Richard Rodgers (secondary); Steve Russ (linebackers); Jim Skipper (running backs); Lance Taylor (wide receivers); Drew Terrell (offensive quality control); Scott Turner (quarterbacks); Travelle Wharton (assistant offensive line).

PANTHERS PRONUNCIATION

Chandler CATANZARO	cat-un-ZAIR-oh	Michael PALARDY	pah-LAR-dee
Devin FUNCHES	FUN-chess	DONTARI Poe	don-TAR-ee
Rashaan GAULDEN	GAWL-den	KAWANN Short	KAY-won
MARQUIS Haynes	mar-KEESE	TRAI Turner	Trey
Luke KUECHLY	KEEK-lee	Greg Van ROTEN	ROAT-en
Taylor MOTON	MOAT-ton	JARIUS Wright	JAIR-ee-iss
EFE OBADA	EF-ay OH-bah-dah		

2018 ALPHABETICAL ROSTER

NO	NAME	POS	HT	WT	DOB	AGE	EXP	COLLEGE	HOMETOWN	HOW ACQ	GP/GS/DNP/IA
29	Adams, Mike	S	5-11	205	03/24/81	37	15	Delaware	Wayne, N.J.	UFA '17 (IND)	16/16/0/0
97	Addison, Mario	DE	6-3	260	09/06/87	31	8	Troy	Tarrant, Ala.	FA '12	16/16/0/0
7	Allen, Kyle	QB	6-3	210	03/08/96	22	R	Houston	Scottsdale, Ariz.	FA '18	2/1/0/0
40	Armah, Alex	FB	6-2	255	05/17/94	24	2	West Georgia	Lawrenceville, Ga.	D6 '17	16/2/0/0
34	Artis-Payne, Cameron	RB	5-10	215	06/23/90	28	4	Auburn	Harrisburg, Pa.	D5b '15	9/0/0/7
24	Bradberry, James	CB	6-1	212	08/04/93	25	3	Samford	Pleasant Grove, Ala.	D2 '16	16/16/0/0
92	Butler, Vernon	DT	6-4	330	06/14/94	24	3	Louisiana Tech	Summit, Miss.	D1 '16	14/0/0/2
38	Cadet, Travaris	RB	6-1	210	02/01/89	29	7	Appalachian State	Miami, Fla.	FA '18	1/0/0/6
56	Carter Jr, Jermaine	LB	6-1	225	01/14/95	23	R	Maryland	Rockville, Md.	D5 '18	16/1/0/0
4	Catanzaro, Chandler	K	6-3	200	02/26/91	27	5	Clemson	Greenville, S.C.	FA '18	4/0/0/0
74	Clark, Chris	T	6-5	305	10/01/85	33	9	Southern Mississippi	New Orleans, La.	FA '18	15/13/0/0
91	Cox Jr., Bryan	DE	6-3	270	06/25/94	24	2	Florida	Ft. Lauderdale, Fla.	FA '17	11/0/0/5
58	Frazier, Thomas	LB	6-1	235	03/22/83	35	14	Georgia	Shellman, Ga.	D1 '05	12/12/0/0
31	Doss, Lorenzo	CB	5-11	185	04/22/94	24	4	Tulane	New Orleans, La.	FA '18	1/0/0/7
35	Elder, Corn	CB	5-10	185	10/09/94	24	2	Miami	Nashville, Tenn.	D5 '17	13/0/0/3
14	Frazier, Mose	WR	5-11	190	08/30/93	25	1	Memphis	Memphis, Tenn.	FA '17	1/0/0/3
17	Funchess, Devin	WR	6-4	225	05/21/94	24	4	Michigan	Farmington, Mich.	D2 '15	14/12/0/2
28	Gaulden, Rashaan	S	6-1	200	01/23/95	23	R	Tennessee	Spring Hill, Tenn.	D3 '18	15/0/0/1
3	Gilbert, Garrett	QB	6-4	230	07/01/91	27	2	Southern Methodist	Austin, Texas	FA '18	1/0/0/0
98	Haynes, Marquis	DE	6-2	235	12/16/93	25	R	Mississippi	Jacksonville, Fla.	D4b '18	4/0/0/12
62	Hearn, Taylor	G	6-4	315	01/11/96	22	R	Clemson	Willston, S.C.	FA '18	4/0/0/0
96	Horton, Wes	DE	6-5	265	12/17/89	29	6	Southern California	Sherman Oaks, Calif.	FA '16	16/8/0/0
26	Jackson, Donte	CB	5-10	180	11/08/95	23	R	Louisiana State	Metarie, La.	D2 '18	16/16/0/0
53	Jacobs, Ben	LB	6-4	240	04/17/88	30	4	Fresno State	Las Vegas, Nev.	FA '16	16/0/0/0
44	Jansen, JJ	LS	6-2	235	01/20/86	32	11	Notre Dame	Phoenix, Ariz.	TR '09 (GB)	16/0/0/0
64	Johnson, Dorian	G	6-5	305	10/21/94	24	1	Pittsburgh	Belle Vernon, Pa.	FA '17	0/0/1/0
42	Jones, Colin	S	6-0	205	10/27/87	31	8	Texas Christian	Bridgeport, Texas	TR '12 (SF)	16/1/0/0
67	Kalil, Ryan	C	6-2	300	03/29/85	33	12	Southern California	Corona, Calif.	D2b '07	16/16/0/0
59	Kuechly, Luke	LB	6-3	238	04/20/91	27	7	Boston College	Cincinnati, Ohio	D1 '12	16/16/0/0
69	Larsen, Tyler	C	6-4	325	07/08/91	27	3	Utah State	Sandy, Utah	FA '16	16/3/0/0
93	Love, Kyle	DT	6-1	310	11/18/86	32	7	Mississippi State	College Park, Ga.	FA '16	16/2/0/0
82	Manhertz, Chris	TE	6-6	255	04/10/92	26	3	Canisius	New York, N.Y.	WW '16 (NO)	16/4/0/0
55	Mayo, David	LB	6-2	245	08/08/93	25	4	Texas State	Scappoose, Ore	D5a '15	16/3/0/0
22	McCaffrey, Christian	RB	5-11	205	06/07/96	22	2	Stanford	Highlands Ranch, Colo.	D1 '17	16/16/0/0
12	Moore, DJ	WR	6-0	210	04/14/97	21	R	Maryland	Philadelphia, Pa.	D1 '18	16/10/0/0
72	Moton, Taylor	T	6-5	325	03/18/94	24	2	Western Michigan	Okemos, Mich.	D2b '17	16/16/0/0
41	Munnerlyn, Captain	CB	5-9	195	04/10/88	30	10	South Carolina	Mobile, Ala.	UFA '17 (MIN)	16/5/0/0
71	Newhouse, Marshall	T	6-4	330	09/29/88	30	9	Texas Christian	Dallas, Texas	TR '18 (BUF)	11/2/2/0
1	Newton, Cam	QB	6-5	245	05/11/89	29	8	Auburn	College Park, Ga.	D1 '11	14/14/0/2
94	Obada, Efe	DE	6-6	265	04/13/92	26	1	none	London, England	FA '17	10/0/0/6
5	Palardy, Michael	P	5-11	200	07/06/92	26	3	Tennessee	Fort Lauderdale, Fla.	FA '16	16/0/0/0
90	Peppers, Julius	DE	6-7	295	01/18/80	38	17	North Carolina	Bailey, N.C.	UFA '17 (GB)	16/8/0/0
95	Poe, Dontari	DT	6-3	346	08/18/90	28	7	Memphis	Memphis, Tenn.	UFA '18 (ATL)	16/16/0/0
25	Reid, Eric	S	6-1	215	12/10/91	27	6	Louisiana State	Geismar, La.	FA '18	13/13/0/0
10	Samuel, Curtis	WR	5-11	195	08/11/96	22	2	Ohio State	Brooklyn, N.Y.	D2a '17	13/8/0/3
99	Short, Kawann	DT	6-3	315	02/02/89	29	6	Purdue	East Chicago, Ind.	D2 '13	14/14/0/2
57	Smith, Andre	LB	6-0	240	04/20/97	21	R	North Carolina	Jacksonville, Fla.	D7a '18	3/0/0/13
11	Smith, Torrey	WR	6-0	205	01/26/89	29	8	Maryland	Falmouth, Va.	TR '18 (PHI)	11/6/1/4
80	Thomas, Ian	TE	6-4	260	06/06/96	22	R	Indiana	Baltimore, Md.	D4a '18	16/7/0/0
70	Turner, Trai	G	6-3	315	06/14/93	25	5	Louisiana State	New Orleans, La.	D3 '14	13/13/0/3
73	Van Roten, Greg	G	6-3	305	02/26/90	28	4	Pennsylvania	Mineola, N.Y.	FA '17	16/16/0/0
84	Vander Laan, Jason	TE	6-3	245	09/22/92	26	1	Ferris State	Frankfort, Ill.	FA '18	0/0/0/2
13	Wright, Jarius	WR	5-10	191	11/25/89	29	7	Arkansas	Warren, Ark.	FA '18	16/6/0/0

Practice Squad (9)

39	Bonnafon, Reggie	RB	6-0	215	01/04/96	22	R	Louisville	Louisville, Ky.	FA '18	0/0/0/0
50	Chubb, Brandon	LB	6-1	245	10/21/93	25	2	Wake Forest	Marietta, Ga.	FA '18	0/0/0/0
32	Luke, Cole	S	5-11	200	06/30/95	23	2	Notre Dame	Chandler, Ariz.	FA '17	0/0/0/0
36	Nacua, Kai	S	6-0	205	03/03/95	23	2	Brigham Young	Henderson, Nev.	FA '18	0/0/0/0
68	Silberman, Ian	G	6-5	305	10/10/92	26	2	Boston College	Orange Park, Fla.	FA '18	0/0/0/0
78	Turner, Landon	G	6-4	325	05/15/93	25	1	North Carolina	Harrisonburg, Va.	FA '18	0/0/0/0
16	White, DeAndrew	WR	6-0	195	10/16/91	27	2	Alabama	Houston, Texas	FA '18	0/0/0/0
49	Williams, Antwone	LB	6-3	250	05/26/93	25	2	Georgia Southern	Lovejoy, Ga.	FA '18	0/0/0/0
76	Qualls, Elijah	DT	6-1	320	02/11/95	23	2	Washington	Petaluma, Calif.	FA '18	0/0/0/0

Reserve / Injured (17)

23	Barner, Kenjon	RB	5-9	195	04/28/89	29	5	Oregon	Riverside, Calif.	WW '18 (NE)	4/0/0/2
18	Byrd, Damiere	WR	5-9	180	01/27/93	25	3	South Carolina	Sicklerville, N.J.	FA '15	8/0/0/3
47	Cockrell, Ross	CB	6-0	190	08/06/91	27	5	Duke	Charlotte, N.C.	UFA '18 (NYG)	0/0/0/0
9	Gano, Graham	K	6-2	202	04/09/87	31	9	Florida State	Cantonment, Fla.	FA '12	12/0/0/2
6	Heinicke, Taylor	QB	6-1	210	03/15/93	25	3	Old Dominion	Lawrenceville, Ga.	FA '18	6/1/9/0
30	Hood, Elijah	RB	5-11	230	04/22/96	22	1	North Carolina	Charlotte, N.C.	WW '18 (OAK)	0/0/0/0
75	Kalil, Matt	T	6-7	315	07/06/89	29	7	Southern California	Corona, Calif.	UFA '17 (MIN)	0/0/0/0
63	Mahon, Brendan	G	6-4	320	01/17/95	23	R	Penn State	Randolph, N.J.	FA '18	2/0/0/10
52	Norris, Jared	LB	6-1	238	07/19/93	25	3	Utah	Bakersfield, Calif.	FA '16	3/0/0/1
88	Olsen, Greg	TE	6-5	255	03/11/85	33	12	Miami (Fla.)	Wayne, N.J.	TR '11 (CHI)	9/9/0/3
45	Parms, Damian	S	6-2	210	10/28/92	26	1	Florida Atlantic	Miami, Fla.	FA '17	0/0/0/0
21	Searcy, Da'Norris	S	5-11	205	11/16/88	30	8	North Carolina	Decatur, Ga.	FA '18	2/2/0/0
27	Seymour, Kevon	CB	6-0	185	11/30/93	25	3	Southern California	Pasadena, Calif.	TR '17 (BUF)	0/0/0/0
65	Silatolu, Amini	G	6-4	305	09/16/88	30	6	Midwestern State	Tracy, Calif.	FA '17	7/0/0/5
54	Thompson, Shaq	LB	6-0	230	04/21/94	24	4	Washington	Sacramento, Calif.	D1 '15	14/11/0/0
60	Williams, Daryl	T	6-6	330	08/31/92	26	4	Oklahoma	Lake Dallas, Texas	D4 '15	1/1/0/0
43	Whittaker, Fozzy	RB	5-10	205	02/02/89	29	6	Texas	Pearland, Texas	FA '14	0/0/0/0

2018 NUMERICAL ROSTER

NO	NAME	POS	HT	WT	DOB	AGE	EXP	COLLEGE	HOMETOWN	HOW ACQ	GP/GS/DNP/IA
1	Cam Newton	QB	6-5	245	05/11/89	29	8	Auburn	College Park, Ga.	D1 '11	14/14/0/2
3	Garrett Gilbert	QB	6-4	230	07/01/91	27	2	Southern Methodist	Austin, Texas	FA '18	1/0/0/0
4	Chandler Catanzaro	K	6-3	200	02/26/91	27	5	Clemson	Greenville, S.C.	FA '18	4/0/0/0
5	Michael Palardy	P	5-11	200	07/06/92	26	3	Tennessee	Fort Lauderdale, Fla.	FA '16	16/0/0/0
7	Kyle Allen	QB	6-3	210	03/08/96	22	R	Houston	Scottsdale, Ariz.	FA '18	2/1/0/0
10	Curtis Samuel	WR	5-11	195	08/11/96	22	2	Ohio State	Brooklyn, N.Y.	D2a '17	13/8/0/3
11	Torrey Smith	WR	6-0	205	01/26/89	29	8	Maryland	Falmouth, Va.	TR '18 (PHI)	11/6/1/4
12	DJ Moore	WR	6-0	210	04/14/97	21	R	Maryland	Philadelphia, Pa.	D1 '18	16/10/0/0
13	Jarius Wright	WR	5-10	191	11/25/89	29	7	Arkansas	Warren, Ark.	FA '18	16/6/0/0
14	Mose Frazier	WR	5-11	190	08/30/93	25	1	Memphis	Memphis, Tenn.	FA '17	1/0/0/3
17	Devin Funchess	WR	6-4	225	05/21/94	24	4	Michigan	Farmington, Mich.	D2 '15	14/12/0/2
22	Christian McCaffrey	RB	5-11	205	06/07/96	22	2	Stanford	Highlands Ranch, Colo.	D1 '17	16/16/0/0
24	James Bradberry	CB	6-1	212	08/04/93	25	3	Samford	Pleasant Grove, Ala.	D2 '16	16/16/0/0
25	Eric Reid	S	6-1	215	12/10/91	27	6	Louisiana State	Geismar, La.	FA '18	13/13/0/0
26	Donte Jackson	CB	5-10	180	11/08/95	23	R	Louisiana State	Metairie, La.	D2 '18	16/16/0/0
28	Rashaan Gaulden	S	6-1	200	01/23/95	23	R	Tennessee	Spring Hill, Tenn.	D3 '18	15/0/0/1
29	Mike Adams	S	5-11	205	03/24/81	37	15	Delaware	Wayne, N.J.	UFA '17 (IND)	16/16/0/0
31	Lorenzo Doss	CB	5-11	185	04/22/94	24	4	Tulane	New Orleans, La.	FA '18	1/0/0/7
34	Cameron Artis-Payne	RB	5-10	215	06/23/90	28	4	Auburn	Harrisburg, Pa.	D5b '15	9/0/0/7
35	Corn Elder	CB	5-10	185	10/09/94	24	2	Miami (Fla.)	Nashville, Tenn.	D5 '17	13/0/0/3
38	Travaris Cadet	RB	6-1	210	02/01/89	29	7	Appalachian State	Miami, Fla.	FA '18	1/0/0/6
40	Alex Armah	FB	6-2	255	05/17/94	22	2	West Georgia	Lawrenceville, Ga.	D6 '17	16/2/0/0
41	Captain Munnerlyn	CB	5-9	195	04/10/88	30	10	South Carolina	Mobile, Ala.	UFA '17 (MIN)	16/5/0/0
42	Colin Jones	S	6-0	205	10/27/87	31	8	Texas Christian	Bridgeport, Texas	TR '12 (SF)	16/1/0/0
44	JJ Jansen	LS	6-2	235	01/20/86	32	11	Notre Dame	Phoenix, Ariz.	TR '09 (GB)	16/0/0/0
53	Ben Jacobs	LB	6-4	240	04/17/88	30	5	Fresno State	Las Vegas, Nev.	FA '16	16/0/0/0
55	David Mayo	LB	6-2	245	08/08/93	25	4	Texas State	Scappoose, Ore.	D5a '15	16/3/0/0
56	Jermaine Carter Jr.	LB	6-1	225	01/14/95	23	R	Maryland	Rockville, Md.	D5 '18	16/1/0/0
57	Andre Smith	LB	6-0	240	04/20/97	21	R	North Carolina	Jacksonville, Fla.	D7a '18	3/0/0/13
58	Thomas Davis	LB	6-1	235	03/22/83	35	14	Georgia	Shellman, Ga.	D1 '05	12/12/0/0
59	Luke Kuechly	LB	6-3	238	04/20/91	27	7	Boston College	Cincinnati, Ohio	D1 '12	16/16/0/0
62	Taylor Hearn	G	6-4	315	01/11/96	22	R	Clemson	Williston, S.C.	FA '18	4/0/0/0
64	Dorian Johnson	G	6-5	305	10/21/94	24	1	Pittsburgh	Belle Vernon, Pa.	FA '17	0/0/1/0
67	Ryan Kalil	C	6-2	300	03/29/85	33	12	Southern California	Corona, Calif.	D2b '07	16/16/0/0
69	Tyler Larsen	C	6-4	325	07/08/91	27	3	Utah State	Sandy, Utah	FA '16	16/3/0/0
70	Trai Turner	G	6-3	315	06/14/93	25	5	Louisiana State	New Orleans, La.	D3 '14	13/13/0/3
71	Marshall Newhouse	T	6-4	330	09/29/88	30	9	Texas Christian	Dallas, Texas	TR '18 (BUF)	11/2/2/0
72	Taylor Moton	T	6-5	325	03/18/94	24	2	Western Michigan	Okemos, Mich.	D2b '17	16/16/0/0
73	Greg Van Roten	G	6-3	305	02/26/90	28	4	Pennsylvania	Mineola, N.Y.	FA '17	16/16/0/0
74	Chris Clark	T	6-5	305	10/01/85	33	9	Southern Mississippi	New Orleans, La.	FA '18	15/13/0/0
80	Ian Thomas	TE	6-4	260	06/06/96	22	R	Indiana	Baltimore, Md.	D4a '18	16/7/0/0
82	Chris Manhertz	TE	6-6	255	04/10/92	26	3	Canisius	New York, N.Y.	WW '16 (NO)	16/4/0/0
84	Jason Vander Laan	TE	6-4	245	09/22/92	26	1	Ferris State	Frankfort, Ill.	FA '18	0/0/0/2
90	Julius Peppers	DE	6-7	295	01/18/80	38	17	North Carolina	Bailey, N.C.	UFA '17 (GB)	16/8/0/0
91	Bryan Cox Jr.	DE	6-3	270	06/25/94	24	2	Florida	Ft. Lauderdale, Fla.	FA '17	11/0/0/5
92	Vernon Butler	DT	6-4	330	06/14/94	24	3	Louisiana Tech	Summit, Miss.	D1 '16	14/0/0/2
93	Kyle Love	DT	6-1	310	11/18/86	32	7	Mississippi State	College Park, Ga.	FA '16	16/2/0/0
94	Efe Obada	DE	6-6	265	04/13/92	26	1	none	London, England	FA '17	10/0/0/6
95	Dontari Poe	DT	6-3	346	08/18/90	28	7	Memphis	Memphis, Tenn.	UFA '18 (ATL)	16/16/0/0
96	Wes Horton	DE	6-5	265	12/17/89	29	6	Southern California	Sherman Oaks, Calif.	FA '16	16/8/0/0
97	Mario Addison	DE	6-3	260	09/06/87	31	8	Troy	Tarrant, Ala.	FA '12	16/16/0/0
98	Marquis Haynes	DE	6-2	235	12/16/93	25	R	Mississippi	Jacksonville, Fla.	D4b '18	4/0/0/12
99	Kawann Short	DT	6-3	315	02/02/89	29	6	Purdue	East Chicago, Ind.	D2 '13	14/14/0/2

Practice Squad (9)

16	DeAndrew White	WR	6-0	195	10/16/91	27	2	Alabama	Houston, Texas	FA '18	0/0/0/0
32	Cole Luke	S	5-11	200	06/30/95	23	2	Notre Dame	Chandler, Ariz.	FA '17	0/0/0/0
36	Kai Nacua	S	6-0	205	03/03/95	23	2	Brigham Young	Henderson, Nev.	FA '18	0/0/0/0
39	Reggie Bonnafon	RB	6-0	215	01/04/96	22	R	Louisville	Louisville, Ky.	FA '18	0/0/0/0
49	Antwione Williams	LB	6-3	250	05/26/93	25	2	Georgia Southern	Lovejoy, Ga.	FA '18	0/0/0/0
50	Brandon Chubb	LB	6-1	245	10/21/93	25	2	Wake Forest	Marietta, Ga.	FA '18	0/0/0/0
68	Ian Silberman	G	6-5	305	10/10/92	26	2	Boston College	Orange Park, Fla.	FA '18	0/0/0/0
76	Elijah Qualls	DT	6-1	320	02/11/95	23	2	Washington	Petaluma, Calif.	FA '18	0/0/0/0
78	Landon Turner	G	6-4	325	05/15/93	25	1	North Carolina	Harrisonburg, Va.	FA '18	0/0/0/0

Reserve / Injured (17)

6	Taylor Heinicke	QB	6-1	210	03/15/93	25	3	Old Dominion	Lawrenceville, Ga.	FA '18	6/1/9/0
9	Graham Gano	K	6-2	202	04/09/87	31	9	Florida State	Cantonment, Fla.	FA '12	12/0/0/2
18	Damiere Byrd	WR	5-9	180	01/27/93	25	3	South Carolina	Sicklerville, N.J.	FA '15	8/0/0/3
21	Da'Norris Searcy	S	5-11	205	11/16/88	30	8	North Carolina	Decatur, Ga.	FA '18	2/2/0/0
23	Kenjon Barner	RB	5-9	195	04/28/89	29	5	Oregon	Riverside, Calif.	WW '18 (NE)	4/0/0/2
27	Kevon Seymour	CB	6-0	185	11/30/93	25	3	Southern California	Pasadena, Calif.	TR '17 (BUF)	0/0/0/0
30	Elijah Hood	RB	5-11	230	04/22/96	22	1	North Carolina	Charlotte, N.C.	WW '18 (OAK)	0/0/0/0
43	Fozzy Whittaker	RB	5-10	205	02/02/89	29	6	Texas	Pearland, Texas	FA '14	0/0/0/0
45	Damian Parms	S	6-2	210	10/28/92	26	1	Florida Atlantic	Miami, Fla.	FA '17	0/0/0/0
47	Ross Cockrell	CB	6-0	190	08/06/91	27	5	Duke	Charlotte, N.C.	UFA '18 (NYG)	0/0/0/0
52	Jared Norris	LB	6-1	238	07/19/93	25	3	Utah	Bakersfield, Calif.	FA '16	3/0/0/1
54	Shaq Thompson	LB	6-0	230	04/21/94	24	4	Washington	Sacramento, Calif.	D1 '15	14/11/0/0
60	Daryl Williams	T	6-6	330	08/31/92	26	4	Oklahoma	Lake Dallas, Texas	D4 '15	1/1/0/0
63	Brendan Mahon	G	6-4	320	01/17/95	23	R	Penn State	Randolph, N.J.	FA '18	2/0/0/10
65	Amini Silatolu	G	6-4	305	09/16/88	30	6	Midwestern State	Tracy, Calif.	FA '17	6/0/0/6
75	Matt Kalil	T	6-7	315	07/06/89	29	7	Southern California	Corona, Calif.	UFA '17 (MIN)	0/0/0/0
88	Greg Olsen	TE	6-5	255	03/11/85	33	12	Miami (Fla.)	Wayne, N.J.	TR '11 (CHI)	9/9/0/3

2018 ROSTER BY EXPERIENCE

NO	NAME	POS	HT	WT	DOB	AGE	EXP	COLLEGE	HOMETOWN	HOW ACQ	GP/GS/DNP/1A
17th Year (1)											
90	Peppers, Julius	DE	6-7	295	01/18/80	38	17	North Carolina	Bailey, N.C.	UFA '17 (GB)	16/8/0/0
15th Year (1)											
29	Adams, Mike	S	5-11	205	03/24/81	37	15	Delaware	Wayne, N.J.	UFA '17 (IND)	16/16/0/0
14th Year (1)											
58	Davis, Thomas	LB	6-1	235	03/22/83	35	14	Georgia	Shellman, Ga.	D1 '05	12/12/0/0
12th Year (1)											
67	Kalil, Ryan	C	6-2	300	03/29/85	33	12	Southern California	Corona, Calif.	D2b '07	16/16/0/0
11th Year (1)											
44	Jansen, J.J.	LS	6-2	235	01/20/86	32	11	Notre Dame	Phoenix, Ariz.	TR '09 (GB)	16/0/0/0
10th Year (1)											
41	Munnerlyn, Captain	CB	5-9	195	04/10/88	30	10	South Carolina	Mobile, Ala.	UFA '17 (MIN)	16/5/0/0
9th Year (2)											
74	Clark, Chris	T	6-5	305	10/01/85	33	9	Southern Mississippi	New Orleans, La.	FA '18	15/13/0/0
71	Newhouse, Marshall	T	6-4	330	09/29/88	30	9	Texas Christian	Dallas, Texas	TR '18 (BUF)	11/2/2/0
8th Year (4)											
97	Addison, Mario	DE	6-3	260	09/06/87	31	8	Troy	Tarrant, Ala.	FA '12	16/16/0/0
42	Jones, Colin	S	6-0	205	10/27/87	31	8	Texas Christian	Bridgeport, Texas	TR '12 (SF)	16/1/0/0
1	Newton, Cam	QB	6-5	245	05/11/89	29	8	Auburn	College Park, Ga.	D1 '11	14/14/0/2
11	Smith, Torrey	WR	6-0	205	01/26/88	29	8	Maryland	Falmouth, Va.	TR '18 (PHI)	11/6/1/4
7th Year (5)											
38	Cadet, Travaris	RB	6-1	210	02/01/89	29	7	Appalachian State	Miami, Fla.	FA '18	1/0/0/6
59	Kuechly, Luke	LB	6-3	238	04/20/91	27	7	Boston College	Cincinnati, Ohio	D1 '12	16/16/0/0
93	Love, Kyle	DT	6-1	310	11/18/86	32	7	Mississippi State	College Park, Ga.	FA '16	16/2/0/0
95	Poe, Dontari	DT	6-3	346	08/18/90	27	7	Memphis	Memphis, Tenn.	UFA '18 (ATL)	16/16/0/0
13	Wright, Jarius	WR	5-10	191	11/25/89	29	7	Arkansas	Warren, Ark.	FA '18	16/6/0/0
6th Year (3)											
96	Horton, Wes	DE	6-5	265	12/17/89	29	6	Southern California	Sherman Oaks, Calif.	FA '16	16/8/0/0
25	Reid, Eric	S	6-1	215	12/10/91	27	6	Louisiana State	Geismar, La.	FA '18	13/13/0/0
99	Short, Kawann	DT	6-3	315	02/02/89	29	6	Purdue	East Chicago, Ind.	D2 '13	14/14/0/2
5th Year (3)											
4	Catanzaro, Chandler	K	6-3	200	02/26/91	27	5	Clemson	Greenville, S.C.	FA '18	4/0/0/0
53	Jacobs, Ben	LB	6-4	240	04/17/88	30	5	Fresno State	Las Vegas, Nev.	FA '16	16/0/0/0
70	Turner, Trai	G	6-3	315	06/14/93	25	5	Louisiana State	New Orleans, La.	D3 '14	13/13/0/3
4th Year (5)											
34	Artis-Payne, Cameron	RB	5-10	215	06/23/90	28	4	Auburn	Harrisburg, Pa.	D5b '15	9/0/0/7
31	Doss, Lorenzo	CB	5-11	185	04/22/94	24	4	Tulane	New Orleans, La.	FA '18	1/0/0/7
17	Funchess, Devin	WR	6-4	225	05/21/94	24	4	Michigan	Farmington, Mich.	D2 '15	14/12/0/2
55	Mayo, David	LB	6-2	245	08/08/93	25	4	Texas State	Scappoose, Ore	D5a '15	16/3/0/0
73	Van Roten, Greg	G	6-3	305	02/26/90	28	4	Pennsylvania	Mineola, N.Y.	FA'17	16/16/0/0
3rd Year (5)											
24	Bradberry, James	CB	6-1	212	08/04/93	25	3	Samford	Pleasant Grove, Ala.	D2 '16	16/16/0/0
92	Butler, Vernon	DT	6-4	330	06/14/94	24	3	Louisiana Tech	Summit, Miss.	D1 '16	14/0/0/2
69	Larsen, Tyler	C	6-4	325	07/08/91	27	3	Utah State	Sandy, Utah	FA '16	16/3/0/0
82	Manhertz, Chris	TE	6-6	255	04/10/92	26	3	Canisius	New York, N.Y.	WV '16 (NO)	16/4/0/0
5	Palardy, Michael	P	5-11	200	07/06/92	26	3	Tennessee	Fort Lauderdale, Fla.	FA '16	16/0/0/0
2nd Year (7)											
40	Armah, Alex	FB	6-2	255	05/17/94	24	2	West Georgia	Lawrenceville, Ga.	D6 '17	16/2/0/0
91	Cox Jr., Bryan	DE	6-3	270	06/25/94	24	2	Florida	Ft. Lauderdale, Fla.	FA '17	11/0/0/5
35	Elder, Corn	CB	5-10	185	10/09/94	24	2	Miami (Fla.)	Nashville, Tenn.	D5 '17	13/0/0/3
3	Gilbert, Garrett	QB	6-4	230	07/01/91	27	2	Southern Methodist	Austin, Texas	FA '18	1/0/0/0
22	McCaffrey, Christian	RB	5-11	205	06/07/96	22	2	Stanford	Highlands Ranch, Colo.	D1 '17	16/16/0/0
72	Moton, Taylor	T	6-5	325	03/18/94	24	2	Western Michigan	Okemos, Mich.	D2b '17	16/16/0/0
10	Samuel, Curtis	WR	5-11	195	08/11/96	22	2	Ohio State	Brooklyn, N.Y.	D2a '17	13/8/0/3
Rookie/1st Year (13)											
7	Allen, Kyle	QB	6-3	210	03/08/96	22	R	Houston	Scottsdale, Ariz.	FA '18	2/1/0/0
56	Carter Jr, Jermaine	LB	6-1	225	01/14/95	23	R	Maryland	Rockville, Md.	D5 '18	16/1/0/0
14	Frazier, Mose	WR	5-11	190	08/30/93	25	1	Memphis	Memphis, Tenn.	FA '17	1/0/0/3
28	Gaulden, Rashaan	S	6-1	200	01/23/95	23	R	Tennessee	Spring Hill, Tenn.	D3 '18	15/0/0/1
98	Haynes, Marquis	DE	6-2	235	12/16/93	25	R	Mississippi	Jacksonville, Fla.	D4b '18	4/0/0/12
62	Hearn, Taylor	G	6-4	315	01/11/96	22	R	Clemson	Williston, S.C.	FA '18	4/0/0/0
26	Jackson, Donte	CB	5-10	180	11/08/95	23	R	Louisiana State	Metarie, La.	D2 '18	16/16/0/0
64	Johnson, Dorian	G	6-5	305	10/21/94	24	1	Pittsburgh	Belle Vernon, Pa.	FA '17	0/0/1/0
12	Moore, DJ	WR	6-0	210	04/14/97	21	R	Maryland	Philadelphia, Pa.	D1 '18	16/10/0/0
94	Obada, Efe	DE	6-6	265	04/13/92	26	1	none	London, England	FA '17	10/0/0/6
57	Smith, Andre	LB	6-0	240	04/20/97	21	R	North Carolina	Jacksonville, Fla.	D7a '18	3/0/0/13
80	Thomas, Ian	TE	6-4	260	06/06/96	22	R	Indiana	Baltimore, Md.	D4a '18	16/6/0/0
84	Vander Laan, Jason	TE	6-3	245	09/22/92	26	1	Ferris State	Frankfort, Ill.	FA '18	0/0/0/2

2018 ROSTER BY POSITION

NO	NAME	POS	HT	WT	DOB	AGE	EXP	COLLEGE	HOMETOWN	HOW ACQ	GP/GS/DNP/IA
QUARTERBACKS (3)											
7	Allen, Kyle	QB	6-3	210	03/08/96	22	R	Houston	Scottsdale, Ariz.	FA '18	2/1/0/0
3	Gilbert, Garrett	QB	6-4	230	07/01/91	27	2	Southern Methodist	Austin, Texas	FA '18	1/0/0/0
1	Newton, Cam	QB	6-5	245	05/11/89	29	8	Auburn	College Park, Ga.	D1 '11	14/14/0/2
RUNNING BACKS (4)											
40	Armah, Alex	FB	6-2	255	05/17/94	24	2	West Georgia	Lawrenceville, Ga.	D6 '17	16/2/0/0
34	Artis-Payne, Cameron	RB	5-10	215	06/23/90	28	4	Auburn	Harrisburg, Pa.	D5b '15	9/0/0/7
38	Cadet, Travaris	RB	6-1	210	02/01/89	29	7	Appalachian State	Miami, Fla.	FA '18	1/0/0/6
22	McCaffrey, Christian	RB	5-11	205	06/07/96	20	2	Stanford	Highlands Ranch, Colo.	D1 '17	16/16/0/0
WIDE RECEIVERS (6)											
14	Frazier, Mose	WR	5-11	190	08/30/93	25	1	Memphis	Memphis, Tenn.	FA '17	1/0/0/3
17	Funchess, Devin	WR	6-4	225	05/21/94	24	4	Michigan	Farmington, Mich.	D2 '15	14/12/0/2
12	Moore, DJ	WR	6-0	210	04/14/97	21	R	Maryland	Philadelphia, Pa.	D1 '18	16/10/0/0
10	Samuel, Curtis	WR	5-11	195	08/11/96	22	2	Ohio State	Brooklyn, N.Y.	D2a '17	13/8/0/3
11	Smith, Torrey	WR	6-0	205	01/26/89	29	8	Maryland	Falmouth, Va.	TR '18 (PHI)	11/6/1/4
13	Wright, Jarius	WR	5-10	191	11/25/89	29	7	Arkansas	Warren, Ark.	FA '18	16/7/0/0
TIGHT ENDS (3)											
82	Manhertz, Chris	TE	6-6	255	04/10/92	26	3	Canisius	New York, N.Y.	WV '16 (NO)	16/4/0/0
80	Thomas, Ian	TE	6-4	260	06/06/96	22	R	Indiana	Baltimore, Md.	D4a '18	16/6/0/0
84	Vander Laan, Jason	TE	6-3	245	09/22/92	26	1	Ferris State	Frankfort, Ill.	FA '18	0/0/0/2
OFFENSIVE LINEMEN (9)											
74	Clark, Chris	T	6-5	305	10/01/85	33	9	Southern Mississippi	New Orleans, La.	FA '18	15/13/0/0
62	Hearn, Taylor	G	6-4	315	01/11/96	22	R	Clemson	Willston, S.C.	FA '18	4/0/0/0
64	Johnson, Dorian	G	6-5	305	10/21/94	24	1	Pittsburgh	Belle Vernon, Pa.	FA '17	0/0/1/0
67	Kalil, Ryan	C	6-2	300	03/29/85	33	12	Southern California	Corona, Calif.	D2b '07	16/16/0/0
69	Larsen, Tyler	C	6-4	325	07/08/91	27	3	Utah State	Sandy, Utah	FA '16	16/3/0/0
72	Moton, Taylor	T	6-5	325	03/18/94	22	2	Western Michigan	Okemos, Mich.	D2b '17	16/16/0/0
71	Newhouse, Marshall	T	6-4	330	09/29/88	30	9	Texas Christian	Dallas, Texas	TR '18 (BUF)	11/3/2/0
70	Turner, Trai	G	6-3	315	06/14/93	25	5	Louisiana State	New Orleans, La.	D3 '14	13/13/0/3
73	Van Roten, Greg	G	6-3	305	02/26/90	28	4	Pennsylvania	Mineola, N.Y.	FA'17	16/16/0/0
SPECIALISTS (4)											
4	Catanzaro, Chandler	K	6-3	200	02/26/91	27	5	Clemson	Greenville, S.C.	FA '18	4/0/0/0
44	Jansen, J.J.	LS	6-2	235	01/20/86	32	11	Notre Dame	Phoenix, Ariz.	TR '09 (GB)	16/0/0/0
5	Palardy, Michael	P	5-11	200	07/06/92	26	3	Tennessee	Fort Lauderdale, Fla.	FA '16	16/0/0/0
DEFENSIVE LINEMEN (10)											
97	Addison, Mario	DE	6-3	260	09/06/87	31	8	Troy	Tarrant, Ala.	FA '12	16/16/0/0
92	Butler, Vernon	DT	6-4	330	06/14/94	24	3	Louisiana Tech	Summit, Miss.	D1 '16	14/0/0/2
91	Cox Jr., Bryan	DE	6-3	270	06/25/94	24	2	Florida	Ft. Lauderdale, Fla.	FA '17	11/0/0/5
98	Haynes, Marquis	DE	6-2	235	12/16/93	25	R	Mississippi	Jacksonville, Fla.	D4b '18	4/0/0/12
96	Horton, Wes	DE	6-5	265	12/17/89	29	6	Southern California	Sherman Oaks, Calif.	FA '16	16/8/0/0
93	Love, Kyle	DT	6-1	310	11/18/86	32	7	Mississippi State	College Park, Ga.	FA '16	16/2/0/0
94	Obada, Efe	DE	6-6	265	04/13/92	26	1	none	London, England	FA '17	10/0/0/6
90	Peppers, Julius	DE	6-7	295	01/18/80	38	17	North Carolina	Bailey, N.C.	UFA '17 (GB)	16/8/0/0
95	Poe, Dontari	DT	6-3	346	08/18/90	27	7	Memphis	Memphis, Tenn.	UFA '18 (ATL)	16/16/0/0
99	Short, Kawann	DT	6-3	315	02/02/89	29	6	Purdue	East Chicago, Ind.	D2 '13	14/14/0/2
LINEBACKERS (6)											
56	Carter Jr, Jermaine	LB	6-1	225	01/14/95	23	R	Maryland	Rockville, Md.	D5 '18	16/1/0/0
58	Davis, Thomas	LB	6-1	235	03/22/83	35	14	Georgia	Shellman, Ga.	D1 '05	12/12/0/0
53	Jacobs, Ben	LB	6-4	240	04/17/88	30	5	Fresno State	Las Vegas, Nev.	FA '16	16/0/0/0
59	Kuechly, Luke	LB	6-3	238	04/20/91	27	7	Boston College	Cincinnati, Ohio	D1 '12	16/16/0/0
55	Mayo, David	LB	6-2	245	08/08/93	25	4	Texas State	Scappoose, Ore	D5a '15	16/3/0/0
57	Smith, Andre	LB	6-0	240	04/20/97	21	R	North Carolina	Jacksonville, Fla.	D7a '18	3/0/0/13
DEFENSIVE BACKS (9)											
29	Adams, Mike	S	5-11	205	03/24/81	37	15	Delaware	Wayne, N.J.	UFA '17 (IND)	16/16/0/0
24	Bradberry, James	CB	6-1	212	08/04/93	25	3	Samford	Pleasant Grove, Ala.	D2 '16	16/16/0/0
31	Doss, Lorenzo	CB	5-11	185	04/22/94	24	4	Tulane	New Orleans, La.	FA '18	1/0/0/7
35	Elder, Corn	CB	5-10	185	10/09/94	24	2	Miami (Fla.)	Nashville, Tenn.	D5 '17	13/0/0/3
28	Gaulden, Rashaan	S	6-1	200	01/23/95	23	R	Tennessee	Spring Hill, Tenn.	D3 '18	15/0/0/1
26	Jackson, Donte	CB	5-10	180	11/08/95	23	R	Louisiana State	Metarie, La.	D2 '18	16/16/0/0
42	Jones, Colin	S	6-0	205	10/27/87	31	8	Texas Christian	Bridgeport, Texas	TR '12 (SF)	16/1/0/0
41	Munnerlyn, Captain	CB	5-9	195	04/10/88	30	10	South Carolina	Mobile, Ala.	UFA '17 (MIN)	16/5/0/0
25	Reid, Eric	S	6-1	215	12/10/91	27	6	Louisiana State	Geismar, La.	FA '18	13/13/0/0

2018 REGULAR SEASON STATISTICS

WON 7, LOST 9

09/09	W	16-8	Dallas	74,532
09/16	L	24-31	at Atlanta	72,528
09/23	W	31-21	Cincinnati	72,161
10/07	W	33-31	N.Y. Giants	74,221
10/14	L	17-23	at Washington	60,482
10/21	W	21-17	at Philadelphia	69,696
10/28	W	36-21	Baltimore	73,843
11/04	W	42-28	Tampa Bay	73,513
11/08	L	21-52	at Pittsburgh	62,881
11/18	L	19-20	at Detroit	61,999
11/25	L	27-30	Seattle	74,002
12/02	L	17-24	at Tampa Bay	52,568
12/09	L	20-26	at Cleveland	59,392
12/17	L	9-12	New Orleans	74,188
12/23	L	10-24	Atlanta	73,722
12/30	W	33-14	at New Orleans	73,028

TOTAL FIRST DOWNS

Rushing	117	110
Passing	212	185
Penalty	27	20
3rd Down: Made/Att	77/185	73/183
3rd Down Pct.	41.6	39.9
4th Down: Made/Att	9/19	10/17
4th Down Pct.	47.4	58.8

POSSESSION AVG.

TOTAL NET YARDS	5972	5651
Avg. Per Game	373.3	353.2
Total Plays	1011	948
Avg. Per Play	5.9	6.0

NET YARDS RUSHING

Avg. Per Game	133.5	112.8
Total Rushes	416	384
NET YARDS PASSING	3836	3847
Avg. Per Game	239.8	240.4
Sacked/Yards Lost	32/235	35/215
Gross Yards	4071	4062
Att./Completions	563/378	529/353
Completion Pct.	67.1	66.7
Had Intercepted	16	13

NET YARDS PASSING

Avg. Per Game	239.8	240.4
Sacked/Yards Lost	32/235	35/215
Gross Yards	4071	4062
Att./Completions	563/378	529/353
Completion Pct.	67.1	66.7
Had Intercepted	16	13

PUNTS/AVERAGE

NET PUNTING AVG.	61/41.0	64/42.2
PENALTIES/YARDS	92/818	91/805
FUMBLES/BALL LOST	20/6	22/10

NET PUNTING AVG.

PENALTIES/YARDS	92/818	91/805
FUMBLES/BALL LOST	20/6	22/10

TOUCHDOWNS

Rushing	17	13
Passing	28	32
Returns	1	1

SCORE BY PERIODS

TEAM	Q1	Q2	Q3	Q4	OT	PTS
OPPONENTS	96	128	40	112	0	376
	89	104	83	106	0	382

SCORING

TD	Ru	Pa	Rt	K-PAT	FG	S	PTS
McCaffrey	13	7	6	0	-	0	78
Gano	0	0	0	0	30/33	14/16	0
Samuel	7	2	5	0	-	0	42
Funchess	4	0	4	0	-	0	24
Newton	4	4	0	0	-	0	24
Olsen	4	0	4	0	-	0	24
Catanzaro	0	0	0	0	7/8	5/5	0
T. Smith	2	0	2	0	-	0	14
Armah	2	2	0	0	-	0	12
Moore	2	0	2	0	-	0	12
Thomas	2	0	2	0	-	0	12
Wright	1	0	1	0	-	0	8
Allen	1	1	0	0	-	0	6
C. Anderson	1	0	1	0	-	0	6
Artis-Payne	1	1	0	0	-	0	6
Jones	1	0	0	1	-	0	6
Manhertz	1	0	1	0	-	0	6
Jackson	0	0	0	0	-	0	2
TEAM	46	17	28	1	37/41	19/21	0
OPPONENTS	46	13	32	1	42/43	20/23	0

2-POINT CONVERSIONS: Carolina 2-5, Opponents 2-3

PASSING

Player	Att	Cmp	Yds	Cmp %	Yds/Att	TD	TD %	Int	Int %	Long	Sacked (Lost)	Rating
Newton	471	320	3395	67.9	7.21	24	5.1	13	2.8	82	29 (213)	94.2
Heinicke	57	35	320	61.4	5.61	1	1.8	3	5.3	33	2 (17)	60.6
Allen	31	20	266	64.5	8.58	2	6.5	0	0.0	53t	0 (0)	113.1
Gilbert	3	2	40	66.7	13.33	0	0.0	0	0.0	31	1 (5)	109.7
McCaffrey	1	1	50	100.0	50.00	1	100.0	0	0.0	50t	0 (0)	158.3
TEAM	563	378	4071	67.1	7.23	28	5.0	16	2.8	82	32 (235)	92.9
OPPONENTS	529	353	4062	66.7	7.68	32	6.0	13	2.5	75t	35 (215)	99.6

RUSHING

McCaffrey	219	1098	5.0	59	7
Newton	101	488	4.8	29	4
Moore	13	172	13.2	32	0
C. Anderson	24	104	4.3	22	0
Samuel	8	84	10.5	33t	2
Artis-Payne	19	69	3.6	15t	1
Wright	2	39	19.5	34	0
Heinicke	5	31	6.2	19	0
Allen	5	19	3.8	10	1
Cadet	11	17	1.5	5	0
Armah	9	15	1.7	4	2
TEAM	416	2136	5.1	59	17
OPPONENTS	384	1804	4.7	60	13

RECEIVING

McCaffrey	107	867	8.1	38	6
Moore	55	788	14.3	82	2
Funchess	44	549	12.5	27	4
Wright	43	447	10.4	33	1
Samuel	39	494	12.7	53t	5
Thomas	36	333	9.3	31	2
Olsen	27	291	10.8	23	4
T. Smith	17	190	11.2	35	2
Artis-Payne	3	15	5.0	13	0
Manhertz	2	52	26.0	50t	1
C. Anderson	1	24	24.0	24t	1
Byrd	1	8	8.0	8	0
Armah	1	5	5.0	5	0
Cadet	1	5	5.0	5	0
Barner	1	3	3.0	3	0
TEAM	378	4071	10.8	82	28
OPPONENTS	353	4062	11.5	75t	32

INTERCEPTIONS

Player Name	No.	Yds	Avg	Long	TD
Jackson	4	0	0.0	0	0
Adams	3	11	3.7	18	0
Reid	1	39	39.0	39	0
Bradberry	1	29	29.0	29	0
Jones	1	5	5.0	5	0
Munnerlyn	1	2	2.0	2	0
Kuechly	1	0	0.0	0	0
Obada	1	0	0.0	0	0
TEAM	13	86	6.6	39	0
OPPONENTS	16	179	11.2	50	1

PUNTING

Palardy	61	2759	45.2	41.0	4	24	59	0
CAROLINA	61	2759	45.2	41.0	4	24	59	0
OPPONENTS	64	2928	45.8	42.2	3	25	62	0

PUNT RETURNS

POINT RETURNS	RET	FC	YDS	AVG	LONG	TD
Byrd	11	5	104	9.5	30	0
Barner	7	6	29	4.1	13	0
Moore	6	5	32	5.3	15	0
TEAM	24	16	165	6.9	30	0
OPPONENTS	22	24	181	8.2	23	0

KICKOFF RETURNS

Samuel	10	209	20.9	32	0
Barner	9	220	24.4	37	0
Moore	5	119	23.8	32	0
Byrd	2	34	17.0	22	0
TEAM	26	582	22.4	37	0
OPPONENTS	17	406	23.9	50	0

FIELD GOALS

1-19	20-29	30-39	40-49	50+	FG	PAT	POINTS	
Catanzaro	0/0	1/1	2/2	0/0	2/2	5/5	7/8	22
Gano	0/0	3/3	4/5	4/4	3/4	14/16	30/33	72
TEAM	0/0	4/4	6/7	4/4	5/6	19/21	37/41	94
OPPONENTS	0/0	2/2	7/8	7/8	4/5	20/23	42/43	102

FUMBLES (Lost): Newton 6(0), McCaffrey 4(1), Moore 4(3), Wright 3(1), Barner 1(0), Heinicke 1(0), Samuel 1(1).

SACKS: Addison 9.0, Peppers 5.0, Thompson 3.5, Short 3.0, Kuechly 2.0, Munnerlyn 2.0, Obada 2.0, Horton 1.5, Love 1.5, Bradberry 1.0, Jackson 1.0, Poe 1.0, Reid 1.0, (team) 1.0, Butler 0.5.

CAROLINA 35, OPPONENTS 32

CAROLINA PANTHERS 2018 REGULAR SEASON DEFENSIVE STATISTICS (coaches film review)

PLAYER	TACKLES			SACKS	QBP	FF	FR	INT	YDS	PD	TD
	TOTAL	SOLO	ASSIST								
Luke Kuechly	156	122	34	2.0	7	2	1	1	0	6	-
Shaq Thompson	87	55	32	3.5	9	1	-	-	-	2	-
Thomas Davis	84	49	35	-	12	-	2	-	-	6	-
Donte Jackson	83	75	8	1.0	-	1	-	4	0	7	-
Mike Adams	77	65	12	-	3	-	-	3	11	4	-
Eric Reid	73	68	5	1.0	4	-	-	1	39	5	-
James Bradberry	69	57	12	1.0	1	1	-	1	29	20	-
Kawann Short	50	38	12	3.0	22	1	-	-	-	-	-
Captain Munnerylyn	47	40	7	2.0	5	-	1	1	2	10	-
Mario Addison	40	29	11	9.0	14	2	-	-	-	-	-
Dontari Poe	32	14	18	1.0	8	-	-	-	-	-	-
Julius Peppers	27	19	8	5.0	9	2	1	-	-	7	-
Kyle Love	23	16	7	1.5	12	3	2	-	-	1	-
Wes Horton	22	14	8	1.5	5	-	-	-	-	-	-
Vernon Butler	21	10	11	0.5	10	-	1	-	-	-	-
Colin Jones	14	12	2	-	-	-	-	1	5	1	-
Rashaan Gaulden	12	10	2	-	-	-	-	-	-	1	-
Jermaine Carter, Jr.	12	6	6	-	1	-	-	-	-	-	-
Bryan Cox, Jr.	10	6	4	-	3	-	-	-	-	-	-
David Mayo	9	6	3	-	3	-	-	-	-	-	-
Efe Obada	8	6	2	2.0	6	-	-	1	0	3	-
Da'Norris Searcy	7	5	2	-	-	-	-	-	-	-	-
Corn Elder	4	2	2	-	-	-	-	-	-	-	-
Marquis Haynes	1	1	0	-	-	-	-	-	-	-	-
Andre Smith	1	1	0	-	-	-	-	-	-	-	-

CAROLINA PANTHERS 2018 REGULAR SEASON SPECIAL TEAMS STATISTICS (coaches film review)

PLAYER	TACKLES	FF	FR	BLK	TD
Colin Jones	6	-	1	-	1
Curtis Samuel	6	-	-	-	-
Ben Jacobs	6	-	-	-	-
Rashaan Gaulden	4	-	-	-	-
Shaq Thompson	4	-	-	-	-
Alex Armah	2	-	-	-	-
Jermaine Carter	2	-	-	-	-
Marquis Haynes	2	-	-	-	-
David Mayo	2	-	-	-	-
Andre Smith	2	-	-	-	-
Ian Thomas	2	-	-	-	-
Cameron Artis-Payne	1	-	-	-	-
Kenjon Barner	1	-	-	-	-
Damier Byrd	1	-	-	-	-
Chandler Catanzaro	1	-	-	-	-
Lorenzo Doss	1	-	-	-	-
Graham Gano	1	-	-	-	-
Donte Jackson	1	-	-	-	-
J.J. Jansen	1	-	-	-	-
Jared Norris	1	-	-	-	-
Eric Reid	1	-	-	-	-



GAME-BY-GAME
STATISTICS

CAROLINA PANTHERS - 2018

TEAM STATISTICS

	FIRST DOWNS				THIRD DOWN		TOTAL OFFENSE										INT BY PANTHERS				PUNTS		PUNT RETURNS					KO RETURNS				PEN.		FUM		SCORING									
	T	R	Pa	Pe	MADE	ATT	%	YDS	PLAYS	RUSH	ATT	PASS	ATT	COM	INT	SK (YDS)	NO	YDS	LG	TD	NO-AVG.	NO	YDS	FC	LG	TD	NO	YDS	LG	TD	NO (YDS)	NO (LT)	TDS	RU	PA	RT	K-PAT	2-pt.	FG						
09-09 DALLAS	20	9	9	2	4	12	33.3	293	61	147	32	146	26	17	0	3 (15)	0	0	0	0	6-47.8	4	62	2	30	0	0	0	-	0	9 (80)	2 (1)	2	2	0	0	1-1	0	1						
09-16 at Atlanta	27	6	20	1	5	11	45.5	439	65	121	18	318	45	32	1	2 (17)	1	0	0	0	4-47.8	2	9	0	5	0	1	26	26	0	7 (49)	0 (0)	3	0	3	0	3-3	0	1						
09-23 CINCINNATI	23	11	10	2	6	13	46.2	377	66	230	41	147	24	15	0	1 (3)	4	4	4	0	4-41.3	1	4	1	4	0	0	0	-	0	3 (17)	1 (0)	4	2	2	0	4-4	0	1						
10-07 NEW YORK GIANTS	21	6	12	3	4	13	30.8	350	67	118	31	232	35	21	2	1 (5)	2	18	18	0	3-51.0	1	-3	1	-3	0	0	0	-	0	4 (22)	1 (0)	3	0	2	1	3-3	0	4						
10-14 at Washington	22	7	15	0	3	9	33.3	350	59	81	18	269	40	27	1	1 (6)	0	0	0	0	3-44.3	1	0	0	0	0	2	37	20	0	8 (55)	3 (2)	2	0	2	0	0-1	1	1						
10-21 at Philadelphia	19	6	13	0	5	11	45.5	371	58	121	17	250	39	25	0	2 (19)	0	0	0	0	5-41.8	2	12	0	9	0	3	69	32	0	5 (78)	0 (0)	3	1	2	0	1-2	1	0						
10-28 BALTIMORE	22	7	14	1	6	12	50.0	386	63	154	33	232	30	22	0	0 (0)	2	-5	2	0	3-45.7	2	21	0	17	0	1	14	14	0	4 (30)	1 (0)	4	2	2	0	3-3	0	3						
11-04 TAMPA BAY	22	8	11	3	4	10	40.0	407	59	179	32	228	25	19	0	2 (19)	2	39	39	0	4-50.0	1	12	2	12	0	0	0	-	0	9 (84)	1 (0)	6	4	2	0	6-6	0	0						
11-08 at Pittsburgh	18	5	12	1	4	11	36.4	242	56	95	22	147	29	23	1	5 (46)	0	0	0	0	5-41.0	0	0	0	0	0	5	107	31	0	5 (42)	2 (1)	3	1	2	0	3-3	0	0						
11-18 at Detroit	20	4	16	0	5	11	45.5	387	57	56	16	331	38	25	1	3 (26)	0	0	0	0	5-44.4	1	-1	1	0	0	2	34	22	0	2 (15)	0 (0)	3	0	3	0	1-2	0	0						
11-25 SEATTLE	26	10	13	3	3	8	37.5	476	57	220	27	256	30	25	1	0 (0)	0	0	0	0	1-55.0	2	19	0	14	0	3	75	32	0	3 (30)	5 (0)	3	1	2	0	3-3	0	2						
12-2 at Tampa Bay	27	8	17	2	3	8	37.5	444	65	168	19	276	42	28	4	4 (24)	0	0	0	0	2-56.5	3	6	1	6	0	2	35	27	0	7 (104)	1 (0)	2	0	2	0	2-2	0	1						
12-9 at Cleveland	22	6	14	2	5	14	35.7	393	69	96	25	297	43	27	1	1 (1)	0	0	0	0	4-39.5	1	6	2	6	0	2	50	31	0	10 (68)	0 (0)	2	2	0	0	2-2	0	2						
12-17 NEW ORLEANS	13	5	7	1	7	15	46.7	247	57	98	23	149	30	17	1	4 (32)	1	29	29	0	6-39.8	1	1	0	1	0	1	26	26	0	4 (48)	1 (1)	1	0	1	0	1-1	0	0						
12-23 ATLANTA	29	8	19	2	7	14	50.0	436	84	141	25	295	57	37	3	2 (17)	0	0	0	0	3-42.7	2	16	3	13	0	4	109	37	0	10 (86)	2 (1)	1	0	1	0	1-1	0	1						
12-30 at New Orleans	25	11	10	4	6	13	46.2	374	68	111	37	263	30	18	0	1 (5)	1	5	5	0	3-54.7	0	0	2	0	0	0	0	0	2 (10)	0 (0)	4	2	2	0	3-4	0	2							
REGULAR SEASON TOTALS	356	117	212	27	77	185	41.6	5972	1011	2136	416	3836	563	378	16	32 (235)	13	90	39	0	61-45.2	24	164	15	30	0	26	582	37	0	92 (818)	20 (6)	46	17	28	1	37-41	2	19						

CAROLINA PANTHERS - 2018

OPPONENT STATISTICS

	FIRST DOWNS				THIRD DOWN			TOTAL OFFENSE										INT BY OPPONENTS				PUNTS	PUNT RETURNS				KO RETURNS				PEN.	FUM	SCORING									
	T	R	Pa	Pe	MADE	ATT	%	YDS	PLAYS	RUSH	ATT	PASS	ATT	COM	INT	SK (YDS)	NO	YDS	LG	TD	NO-AVG.	NO	YDS	FC	LG	TD	NO	YDS	LG	TD	NO(YDS)	NO(LT)	TDS	RU	PA	RT	K-PAT	2-pt	FG			
09-09 DALLAS	17	4	10	3	2	11	18.2	232	57	94	22	138	29	19	0	6 (32)	0	0	0	0	6-48.8	2	13	3	15	0	4	0	-	0	10 (85)	1 (1)	1	1	0	0	0-0	1	0			
09-16 at Atlanta	23	10	12	1	6	11	54.5	442	60	170	32	272	28	23	1	0 (0)	1	28	28	0	4-44.8	1	3	2	3	0	2	50	32	0	2 (26)	3 (0)	4	2	2	0	4-4	0	1			
09-23 CINCINNATI	25	6	18	1	4	10	40.0	396	61	66	13	330	46	29	4	2 (22)	0	0	0	0	3-44.0	1	9	3	9	0	6	0	-	0	4 (36)	0 (0)	3	1	2	0	3-3	0	0			
10-07 NEW YORK GIANTS	18	3	15	0	0	7	0.0	432	54	50	16	382	37	23	2	1 (1)	2	41	29	0	2-49.5	3	15	0	15	0	3	103	29	0	8 (62)	2 (1)	3	0	3	0	2-2	1	3			
10-14 at Washington	18	7	10	1	7	16	43.8	288	67	132	28	156	36	21	0	3 (7)	1	7	7	0	4-41.0	1	10	1	10	0	2	24	18	0	5 (43)	1 (0)	2	0	2	0	2-2	0	3			
10-21 at Philadelphia	21	6	14	1	3	12	25.0	342	65	58	24	284	37	30	0	4 (26)	0	0	0	0	3-45.0	2	14	0	13	0	3	73	30	0	4 (35)	3 (1)	2	0	2	0	2-2	0	1			
10-28 BALTIMORE	20	8	11	1	6	12	50.0	325	64	101	18	224	44	26	2	2 (14)	0	0	0	0	3-51.0	1	23	0	23	0	1	39	39	0	9 (68)	1 (1)	3	1	2	0	3-3	0	0			
11-04 TAMPA BAY	23	3	17	3	5	12	41.7	301	65	82	21	219	41	24	2	3 (24)	0	0	0	0	5-46.2	2	15	1	8	0	1	25	25	0	8 (49)	1 (0)	4	0	4	0	4-4	0	0			
11-08 at Pittsburgh	25	10	14	1	8	11	72.7	457	58	138	30	319	27	23	0	1 (6)	1	17	17	1	2-40.0	1	10	3	10	0	1	10	10	0	1 (24)	1 (0)	7	1	5	1	7-7	0	1			
11-18 at Detroit	20	9	11	0	4	12	33.3	309	64	94	26	215	37	23	0	1 (5)	1	0	0	0	6-46.8	1	10	4	10	0	1	20	20	0	1 (5)	0 (0)	2	1	1	0	2-2	0	2			
11-25 SEATTLE	21	7	13	1	6	14	42.9	397	61	75	28	322	31	22	0	2 (17)	1	0	0	0	3-52.7	0	0	1	0	0	0	0	0	0	4 (36)	1 (0)	3	1	2	0	3-3	0	3			
12-2 at Tampa Bay	18	5	11	2	6	13	46.2	315	59	95	25	220	30	20	0	4 (29)	4	71	50	0	6-44.5	1	0	0	0	0	0	0	0	0	9 (69)	2 (1)	3	1	2	0	3-3	0	1			
12-9 at Cleveland	12	6	5	1	4	9	44.4	348	45	116	21	232	23	18	0	1 (6)	1	7	7	0	3-47.7	1	19	2	19	0	1	2	2	0	7 (52)	3 (2)	3	2	1	0	2-3	0	2			
12-17 NEW ORLEANS	21	11	8	2	4	13	30.8	346	69	155	32	191	35	23	1	2 (12)	1	0	0	0	4-41.8	2	13	2	13	0	1	50	50	0	9 (80)	1 (1)	1	1	0	0	0-0	0	2			
12-23 ATLANTA	16	6	8	2	4	10	40.0	427	48	194	21	233	26	15	0	1 (6)	3	8	6	0	5-47.0	1	9	2	9	0	1	10	10	0	4 (41)	2 (2)	3	0	3	0	3-3	0	1			
12-30 at New Orleans	17	9	8	0	4	10	40.0	294	51	184	27	110	22	14	1	2 (8)	0	0	0	0	5-42.0	2	18	0	16	0	0	0	0	0	6 (94)	0 (0)	2	1	1	0	2-2	0	0			
REGULAR SEASON TOTALS	315	110	185	20	73	183	39.9	5651	948	1804	384	3847	529	353	13	35 (215)	16	179	50	1	64-45.8	22	181	24	23	0	27	406	50	0	91 (805)	22 (10)	46	13	32	1	42-43	2	20			

CAROLINA PANTHERS - 2018 SCORING SUMMARY

	PANTHERS							OPPONENT						
	1ST	2ND	3RD	4TH	OT	TOTAL	PANTHERS FIELD GOALS	1ST	2ND	3RD	4TH	OT	TOTAL	OPPONENT FIELD GOALS
09-09 DALLAS	0	10	0	6		16	G. Gano (27)	0	0	0	8		8	none
09-16 at Atlanta	3	7	0	14		24	G. Gano (54)	3	14	7	7		31	M. Bryant (44)
09-23 CINCINNATI	7	14	7	3		31	G. Gano (40)	7	7	7	0		21	none
10-07 NEW YORK GIANTS	7	13	0	13		33	G. Gano (47, 47, 39, 63)	3	10	3	15		31	A. Rosas (42, 53, 36)
10-14 at Washington	0	6	3	8		17	G. Gano (32)	14	3	0	6		23	D. Hopkins (49, 56, 29)
10-21 at Philadelphia	0	0	0	21		21	none	0	10	7	0		17	J. Elliott (46)
10-28 BALTIMORE	7	17	3	9		36	G. Gano (54, 44, 30)	7	0	7	7		21	none
11-04 TAMPA BAY	14	21	0	7		42	none	0	14	7	7		28	none
11-08 at Pittsburgh	7	7	0	7		21	none	21	10	14	7		52	C. Boswell (50)
11-18 at Detroit	7	0	0	12		19	none	7	3	3	7		20	M. Prater (54, 32)
11-25 SEATTLE	3	10	7	7		27	G. Gano (26, 25)	0	10	7	13		30	S. Janikowski (33, 30, 31)
12-2 at Tampa Bay	7	0	10	0		17	G. Gano (37)	10	7	7	0		24	C. Santos (35)
12-9 at Cleveland	7	10	3	0		20	C. Catanzaro (30, 34)	7	10	0	9		26	G. Joseph (49, 41)
12-17 NEW ORLEANS	7	0	0	2		9	none	3	3	0	6		12	W. Lutz (46, 24)
12-23 ATLANTA	7	3	0	0		10	C. Catanzaro (50)	7	3	14	0		24	M. Bryant (39)
12-30 at New Orleans	13	10	7	3		33	C. Catanzaro (22, 51)	0	0	0	14		14	none
TOTALS	96	128	40	112	0	376	19-21 FGs	89	104	83	106	0	382	20/22 FGs

PASSING

7 ALLEN

	W/L	P/S	ATT	COMP	YDS	PCT	TD	INT	LG	(LOST)	RATING	
09-09 DALLAS	W		Practice squad									
09-16 at Atlanta												
09-23 CINCINNATI	W											
10-07 NEW YORK GIANTS	W											
10-14 at Washington	L											
10-21 at Philadelphia	W											
10-28 BALTIMORE	W											
11-04 TAMPA BAY	W		Practice squad									
11-08 at Pittsburgh	L		Practice squad									
11-18 at Detroit	L		Practice squad									
11-25 SEATTLE	L		Practice squad									
12-2 at Tampa Bay	L		Practice squad									
12-9 at Cleveland	L		Practice squad									
12-17 NEW ORLEANS	L		Practice squad									
12-23 ATLANTA	L	P	4	4	38	100.0	0	0	24	0 (0)	106.3	
12-30 at New Orleans	W	S	27	16	228	59.3	2	0	53	0 (0)	111.3	
2018 TOTALS		2/1	31	20	266	64.5	2	0	53	0 (0)	113.1	
PANTHERS TOTALS		2/1	31	20	266	64.5	2	0	53	0 (0)	113.1	
CAREER TOTALS		2/1	31	20	266	64.5	2	0	53	0 (0)	113.1	

6 HEINICKE

	W/L	P/S	ATT	COMP	YDS	PCT	TD	INT	LG	(LOST)	RATING
09-09 DALLAS	W						DID NOT PLAY				-
09-16 at Atlanta	L						DID NOT PLAY				
09-23 CINCINNATI	W						DID NOT PLAY				
10-07 NEW YORK GIANTS	W						DID NOT PLAY				
10-14 at Washington	L						DID NOT PLAY				
10-21 at Philadelphia	W						DID NOT PLAY				
10-28 BALTIMORE	W	P	1	1	13	100.0	0	0	13	0 (0)	118.8
11-04 TAMPA BAY	W						DID NOT PLAY				
11-08 at Pittsburgh	L	P	0	0	0	-	0	0	0	0 (0)	
11-18 at Detroit	L	P	1	0	0	0.0	0	0	0	0 (0)	39.6
11-25 SEATTLE	L						DID NOT PLAY				
12-2 at Tampa Bay	L	P	1	0	0	0.0	0	0	0	0 (0)	39.6
12-9 at Cleveland	L	P	1	1	33	100.0	0	0	33	0 (0)	118.8
12-17 NEW ORLEANS	L						DID NOT PLAY				
12-23 ATLANTA	L	S	53	33	274	62.3	1	3	27	2 (17)	58.2
12-30 at New Orleans	W						INJURED RESERVE				
2018 TOTALS		6/1	57	35	320	61.4	1	3	33	2 (17)	60.6
PANTHERS TOTALS		6/1	57	35	320	61.4	1	3	33	2 (17)	60.6
CAREER TOTALS		7/1	58	36	330	62.1	1	3	33	3 (33)	61.7

3 GILBERT

[illegible]

1 NEWTON

P/S	ATT	COMP	YDS	PCT	TD	INT	LG	(LOST)	RATING
S	26	17	161	65.4	0	0	19	3 (15)	82.4
S	45	32	335	71.1	3	1	51	2 (17)	105.3
S	24	15	150	62.5	2	0	27	1 (3)	108.0
S	35	21	237	60.0	2	2	27	1 (5)	75.5
S	40	27	275	67.5	2	1	23	1 (6)	93.2
S	39	25	269	64.1	2	0	35	2 (19)	101.3
S	29	21	219	72.4	2	0	33	0 (0)	116.9
S	25	19	247	76.0	2	0	32	2 (19)	133.3
S	29	23	193	79.3	2	1	25	5 (46)	103.0
S	37	25	357	67.6	3	1	82	3 (26)	114.4
S	30	25	256	83.3	2	1	38	0 (0)	110.6
S	41	28	300	68.3	2	4	33	4 (24)	66.2
S	42	26	265	61.9	0	1	40	1 (1)	70.0
S	29	16	131	55.2	0	1	22	4 (32)	52.5
			INACTIVE						
			INACTIVE						
14/14	471	320	3395	67.9	24	13	82	29 (213)	94.2
123/122	3891	2321	28469	59.7	182	107	91	285 (2156)	86.4
123/122	3891	2321	28469	59.7	182	107	91	285 (2156)	86.4

CAROLINA PANTHERS - 2018
RECEIVING - PAGE 1

	20 ANDERSON						
	W/L	P/S	NO	YDS	AVG	LG	TD
09-09 DALLAS	W	P	0	0	-	-	0
09-16 at Atlanta	L	S	0	0	-	-	0
09-23 CINCINNATI	W	P	1	24	24.0	24	1
10-07 NEW YORK GIANTS	W	P	0	0	-	-	0
10-14 at Washington	L	P	0	0	-	-	0
10-21 at Philadelphia	W	P	0	0	-	-	0
10-28 BALTIMORE	W	P	0	0	-	-	0
11-04 TAMPA BAY	W	P	0	0	-	-	0
11-08 at Pittsburgh	L	P	0	0	-	-	0
11-18 at Detroit	L			Not on roster			
11-25 SEATTLE	L			Not on roster			
12-2 at Tampa Bay	L			Not on roster			
12-9 at Cleveland	L			Not on roster			
12-17 NEW ORLEANS	L			Not on roster			
12-23 ATLANTA	L			Not on roster			
12-30 at New Orleans	W			Not on roster			
2018 TOTALS		9/1	1	24	24.0	24	1
PANTHERS TOTALS		9/1	1	24	24.0	24	1
CAREER TOTALS		67/37	104	883	8.5	51	5

40 ARMAH					
P/S	NO	YDS	AVG	LG	TD
P	0	0	-	-	0
P	0	0	-	-	0
P	0	0	-	-	0
S	0	0	-	-	0
P	0	0	-	-	0
P	0	0	-	-	0
P	0	0	-	-	0
P	0	0	-	-	0
P	0	0	-	-	0
P	0	0	-	-	0
P	0	0	-	-	0
P	0	0	-	-	0
P	0	0	-	-	0
P	0	0	-	-	0
P	0	0	-	-	0
P	0	0	-	-	0
P	1	5	5.0	5	0
16/2	1	5	5.0	5	0
25/2	1	5	5.0	5	0
25/2	1	5	5.0	5	0

34 ARTIS-PAYNE					
P/S	NO	YDS	AVG	LG	TD
	INACTIVE				
P	0	0	-	-	0
P	0	0	-	-	0
	INACTIVE				
	INACTIVE				
	INACTIVE				
	INACTIVE				
	INACTIVE				
	INACTIVE				
P	0	0	-	-	0
P	0	0	-	-	0
P	0	0	-	-	0
P	0	0	-	-	0
P	0	0	-	-	0
P	1	13	13.0	13	0
P	2	2	1.0	3	0
9/0	3	15	5.0	13	0
32/3	10	86	8.6	20	0
32/3	10	86	8.6	20	0

18 BYRD						
P/S	NO	YDS	AVG	LG	TD	
P	0	0	-	-	0	
	INACTIVE					
	INACTIVE					
P	0	0	-	-	0	
	INACTIVE					
P	1	8	8	8	0	
P	0	0	-	-	0	
P	0	0	-	-	0	
P	0	0	-	-	0	
P	0	0	-	-	0	
P	0	0	-	-	0	
	INJURED RESERVE					
	INJURED RESERVE					
	INJURED RESERVE					
	INJURED RESERVE					
	INJURED RESERVE					
8/0	1	8	8.0	8	0	
17/3	12	129	10.8	31	2	
17/3	12	129	10.8	31	2	

	38 CADET						
	W/L	P/S	NO	YDS	AVG	LG	TD
09-09 DALLAS	W						
09-16 at Atlanta	L						
09-23 CINCINNATI	W						
10-07 NEW YORK GIANTS	W						
10-14 at Washington	L						
10-21 at Philadelphia	W						
10-28 BALTIMORE	W						
11-04 TAMPA BAY	W						
11-08 at Pittsburgh	L						
11-18 at Detroit	L			INACTIVE			
11-25 SEATTLE	L			INACTIVE			
12-2 at Tampa Bay	L			INACTIVE			
12-9 at Cleveland	L			INACTIVE			
12-17 NEW ORLEANS	L			INACTIVE			
12-23 ATLANTA	L			INACTIVE			
12-30 at New Orleans	W	P	1	5	5.0	5	0
2018 TOTALS		1/0	1	5	5.0	5	0
PANTHERS TOTALS		1/0	1	5	5.0	5	0
CAREER TOTALS		73/3	119	964	8.1	44	7

17 FUNCHCESS					
P/S	NO	YDS	AVG	LG	TD
S	3	41	13.7	15	0
S	7	77	11.0	27	0
S	4	67	16.8	27	1
S	4	53	13.3	21	0
S	5	74	14.8	23	1
S	6	62	10.3	18	1
S	3	27	9.0	18	0
S	4	44	11.0	23	0
S	3	32	10.7	15	0
S	2	39	19.5	23	0
	INACTIVE				
S	1	10	10.0	10	1
S	0	0	0.0	0	0
P	1	0	0.0	0	0
P	2	23	11.5	13	0
	INACTIVE				
14/12	45	549	12.2	27	4
61/40	162	2233	13.8	52	21
61/40	162	2233	13.8	52	21

82 MANHERTZ					
P/S	NO	YDS	AVG	LG	TD
P	0	0	-	-	0
P	0	0	-	-	0
P	0	0	-	-	0
S	0	0	-	-	0
P	1	2	2.0	2	0
P	0	0	-	-	0
P	0	0	-	-	0
P	0	0	-	-	0
S	0	0	-	-	0
P	0	0	-	-	0
P	0	0	-	-	0
P	0	0	-	-	0
P	0	0	-	-	0
P	1	50	50.0	50	1
S	0	0	-	-	0
S	0	0	-	-	0
16/4	2	52	26.0	50	1
34/8	5	79	15.8	50	1
39/10	5	79	15.8	50	1

P/S	NO	YDS	AVG	LG	TD
S	6	45	7.5	14	0
S	14	102	7.3	28	0
S	2	10	5.0	11	0
S	5	35	7.0	18	1
S	7	46	6.6	15	0
S	6	51	8.5	22	0
S	4	11	2.8	8	1
S	5	78	15.6	23	0
S	5	61	12.2	25	2
S	6	57	9.5	34	0
S	11	112	10.2	38	1
S	9	55	6.1	15	1
S	6	38	6.3	20	0
S	8	67	8.4	22	0
S	12	77	6.4	14	0
S	1	22	22.0	22	0
16/16	107	867	8.1	38	6
32/26	187	1518	8.1	37	11
32/26	187	1518	8.1	37	11

S = Started
P = Played

CAROLINA PANTHERS - 2018

RECEIVING - PAGE 2

	12 MOORE						
	W/L	P/S	NO	YDS	AVG	LG	TD
09-09 DALLAS	W	P	0	0	-	-	0
09-16 at Atlanta	L	P	1	51	51.0	51	1
09-23 CINCINNATI	W	P	1	3	3.0	3	0
10-07 NEW YORK GIANTS	W	P	4	49	12.3	20	0
10-14 at Washington	L	P	4	59	14.8	18	0
10-21 at Philadelphia	W	P	3	29	9.7	16	0
10-28 BALTIMORE	W	S	5	90	18.0	33	0
11-04 TAMPA BAY	W	P	1	16	16.0	16	0
11-08 at Pittsburgh	L	S	4	20	5.0	11	0
11-18 at Detroit	L	S	7	157	22.4	82	1
11-25 SEATTLE	L	S	8	91	11.4	28	0
12-2 at Tampa Bay	L	S	4	44	11.0	16	0
12-9 at Cleveland	L	S	5	67	13.4	40	0
12-17 NEW ORLEANS	L	S	2	12	6.0	7	0
12-23 ATLANTA	L	S	2	19	9.5	15	0
12-30 at New Orleans	W	S	4	81	20.3	38	0
2018 TOTALS		16/10	55	788	14.3	82	2
PANTHERS TOTALS		16/10	55	788	14.3	82	2
CAREER TOTALS		16/10	55	788	14.3	82	2

88 OLSEN					
P/S	NO	YDS	AVG	LG	TD
S	2	33	16.5	19	0
	INACTIVE				
	INACTIVE				
	INACTIVE				
S	4	48	12.0	18	0
S	2	5	2.5	4	1
S	4	56	14.0	17	1
S	6	76	12.7	23	1
S	4	40	10.0	14	0
S	2	9	4.5	8	1
S	2	11	5.5	6	0
S	1	13	13.0	13	0
	INJURED RESERVE				
	INJURED RESERVE				
	INJURED RESERVE				
	INJURED RESERVE				
9/9	27	291	10.8	23	4
112/109	472	5866	12.4	78	37
174/148	666	7847	11.8	78	57

10 SAMUEL					
P/S	NO	YDS	AVG	LG	TD
	INACTIVE				
	INACTIVE				
	INACTIVE				
P	2	37	18.5	25	1
P	0	0	-	-	0
P	1	16	16.0	16	0
S	3	28	9.3	11	0
S	2	25	12.5	19	1
P	4	18	4.5	11	0
P	5	55	11.0	17	1
S	2	17	8.5	10	1
S	6	88	14.7	31	0
S	4	80	20.0	33	0
S	1	17	17.0	17	0
S	7	41	5.9	9	0
S	2	72	36.0	53	1
13/8	39	494	12.7	53	5
22/12	54	609	11.3	53	5
22/12	54	609	11.3	53	5

11 SMITH					
P/S	NO	YDS	AVG	LG	TD
S	1	15	15.0	15	0
S	3	33	11.0	26	1
S	3	19	6.3	8	0
P	0	0	-	-	0
S	5	43	8.6	18	1
S	4	61	15.3	35	0
	INACTIVE				
	INACTIVE				
	INACTIVE				
	INACTIVE				
S	0	0	-	-	0
P	0	0	-	-	0
P	0	0	-	-	0
	DID NOT PLAY				
P	1	19	19.0	19	0
P	0	0	-	-	0
11/6	17	190	11.2	35	2
11/6	17	190	11.2	35	2
119/107	319	5141	16.1	76	41

	80 THOMAS						
	W/L	P/S	NO	YDS	AVG	LG	TD
09-09 DALLAS	W	P	2	4	2.0	7	0
09-16 at Atlanta	L	S	2	10	5.0	8	0
09-23 CINCINNATI	W	S	3	20	6.7	18	0
10-07 NEW YORK GIANTS	W	S	3	38	12.7	27	0
10-14 at Washington	L	P	0	0	-	-	0
10-21 at Philadelphia	W	P	0	0	-	-	0
10-28 BALTIMORE	W	P	1	15	15	15	0
11-04 TAMPA BAY	W	P	0	0	-	-	0
11-08 at Pittsburgh	L	P	0	0	-	-	0
11-18 at Detroit	L	P	0	0	-	-	0
11-25 SEATTLE	L	P	0	0	-	-	0
12-2 at Tampa Bay	L	P	5	46	9.2	20	0
12-9 at Cleveland	L	S	9	77	8.6	16	0
12-17 NEW ORLEANS	L	S	2	14	7.0	8	0
12-23 ATLANTA	L	P	4	48	12.0	27	1
12-30 at New Orleans	W	S	5	61	12.2	31	1
2018 TOTALS		16/6	36	333	9.3	31	2
PANTHERS TOTALS		16/6	36	333	9.3	31	2
CAREER TOTALS		16/6	36	333	9.3	31	2

13 WRIGHT						
P/S	NO	YDS	AVG	LG	TD	
S	3	23	7.7	10	0	
P	5	62	12.4	22	1	
S	1	7	7.0	7	0	
P	3	25	8.3	27	0	
S	1	3	3.0	3	0	
S	2	37	18.5	28	0	
P	2	5	2.5	7	0	
P	1	8	8.0	8	0	
P	3	22	7.3	9	0	
S	3	40	13.3	21	0	
P	2	25	12.5	25	0	
P	2	44	22.0	33	0	
P	3	36	12.0	24	0	
S	3	21	7.0	8	0	
P	7	69	9.9	24	0	
P	2	20	10.0	11	0	
16/6	43	447	10.4	33	1	
16/6	43	447	10.4	33	1	
95/21	196	2486	12.7	87	11	

S = Started

P = Played

CAROLINA PANTHERS - 2018

RUSHING - PAGE 1

	7 ALLEN						
	W/L	P/S	NO	YDS	AVG	LG	TD
09-09 DALLAS	W		Practice squad				
09-16 at Atlanta	L						
09-23 CINCINNATI	W						
10-07 NEW YORK GIANTS	W						
10-14 at Washington	L						
10-21 at Philadelphia	W						
10-28 BALTIMORE	W						
11-04 TAMPA BAY	W		Practice squad				
11-08 at Pittsburgh	L		Practice squad				
11-18 at Detroit	L		Practice squad				
11-25 SEATTLE	L		Practice squad				
12-2 at Tampa Bay	L		Practice squad				
12-9 at Cleveland	L		Practice squad				
12-17 NEW ORLEANS	L		Practice squad				
12-23 ATLANTA	L	P	0	0	-	-	0
12-30 at New Orleans	W	S	5	19	3.8	10	1
2018 TOTALS		2/1	5	19	3.8	10	1
PANTHERS TOTALS		2/1	5	19	3.8	10	1
CAREER TOTALS		2/1	5	19	3.8	10	1

20 ANDERSON						
P/S	NO	YDS	AVG	LG	TD	
P	7	35	5.0	9	0	
S	3	31	10.3	22	0	
P	2	9	4.5	6	0	
P	4	9	2.3	5	0	
P	0	0	-	-	0	
P	0	0	-	-	0	
P	5	20	4.0	7	0	
P	1	1	1.0	1	0	
P	2	-1	-0.5	3	0	
	Not on roster					
	Not on roster					
	Not on roster					
	Not on roster					
	Not on roster					
	Not on roster					
	Not on roster					
9/1	24	104	4.3	22	0	
9/1	24	104	4.3	22	0	
67/37	717	3155	4.4	48	20	

40 ARMAH					
P/S	NO	YDS	AVG	LG	TD
P	1	1	1.0	1	1
P	1	4	4.0	4	0
P	1	1	1.0	1	0
S	1	4	4.0	4	0
P	0	0	-	-	0
P	0	0	-	-	0
P	0	0	-	-	0
P	1	1	1.0	1	1
P	2	3	1.5	3	0
P	0	0	-	-	0
P	0	0	-	-	0
P	0	0	-	-	0
P	1	0	0.0	0	0
P	0	0	-	-	0
S	0	0	-	-	0
P	1	1	1.0	1	0
15/2	9	15	1.7	4	2
24/2	9	15	1.7	4	2
24/2	9	15	1.7	4	2

34 ARTIS-PAYNE						
P/S	NO	YDS	AVG	LG	TD	
	INACTIVE					
P	0	0	-	-	0	
P	0	0	-	-	0	
	INACTIVE					
	INACTIVE					
	INACTIVE					
	INACTIVE					
	INACTIVE					
	INACTIVE					
P	1	1	1.0	1	0	
P	0	0	-	-	0	
P	0	0	-	-	0	
P	1	5	5.0	5	0	
P	0	0	-	-	0	
P	1	7	7.0	7	0	
P	16	56	3.5	15	1	
9/0	19	69	3.6	15	1	
32/3	118	491	4.2	43	5	
32/3	118	491	4.2	43	5	

	38 CADET						
	W/L	P/S	NO	YDS	AVG	LG	TD
09-09 DALLAS	W						
09-16 at Atlanta	L						
09-23 CINCINNATI	W						
10-07 NEW YORK GIANTS	W						
10-14 at Washington	L						
10-21 at Philadelphia	W						
10-28 BALTIMORE	W						
11-04 TAMPA BAY	W						
11-08 at Pittsburgh	L						
11-18 at Detroit	L		INACTIVE				
11-25 SEATTLE	L		INACTIVE				
12-2 at Tampa Bay	L		INACTIVE				
12-9 at Cleveland	L		INACTIVE				
12-17 NEW ORLEANS	L		INACTIVE				
12-23 ATLANTA	L		INACTIVE				
12-30 at New Orleans	W	P	11	17	1.5	5	0
2018 TOTALS		1/0	11	17	1.5	5	0
PANTHERS TOTALS		1/0	11	17	1.5	5	0
CAREER TOTALS		73/3	60	197	3.3	16	0

22 MCCAFFREY						
P/S	NO	YDS	AVG	LG	TD	
S	10	50	5.0	15	0	
S	8	37	4.6	11	0	
S	28	184	6.6	45	0	
S	17	58	3.4	14	0	
S	8	20	2.5	9	0	
S	7	29	4.1	15	0	
S	14	45	3.2	12	1	
S	17	79	4.6	35	2	
S	14	77	5.5	21	1	
S	13	53	4.1	10	0	
S	17	125	7.4	59	1	
S	10	106	10.6	53	0	
S	16	63	3.9	25	2	
S	15	53	3.5	9	0	
S	21	101	4.8	13	0	
S	4	18	4.5	7	0	
16/16	219	1098	5.0	59	7	
32/26	336	1533	4.6	59	9	
32/26	336	1533	4.6	59	9	

12 MOORE					
P/S	NO	YDS	AVG	LG	TD
P	1	3	3.0	3	0
P	1	7	7.0	7	0
P	0	0	0.0	0	0
P	1	18	18.0	18	0
P	1	18	18.0	18	0
P	0	0	0.0	0	0
S	2	39	19.5	28	0
S	1	32	32.0	32	0
S	1	5	5.0	5	0
S	0	0	-	0	0
S	1	7	7.0	7	0
S	2	21	10.5	13	0
S	1	0	0.0	0	0
S	1	22	22.0	22	0
S	2	19	9.5	15	0
S	0	0	0.0	0	0
16/10	15	191	12.7	32	0
16/10	15	191	12.7	32	0
16/10	15	191	12.7	32	0

1 NEWTON						
P/S	NO	YDS	AVG	LG	TD	
S	13	58	4.5	29	1	
S	5	42	8.4	16	0	
S	10	36	3.6	12	2	
S	8	29	3.6	9	0	
S	9	43	4.8	15	0	
S	7	49	7.0	14	0	
S	10	52	5.2	12	1	
S	11	33	3.0	12	0	
S	2	10	5.0	8	0	
S	2	2	1	2	0	
S	8	63	7.9	26	0	
S	6	33	5.5	15	0	
S	5	23	4.6	11	0	
S	5	15	3.0	5	0	
	INACTIVE					
	INACTIVE					
14/14	101	488	4.8	29	4	
123/122	929	4808	5.2	72	58	
123/122	929	4808	5.2	72	58	

S = Started

P = Played

CAROLINA PANTHERS - 2018 RUSHING - PAGE 2

	10 SAMUEL						
	W/L	P/S	NO	YDS	AVG	LG	TD
09-09 DALLAS	W		INACTIVE				
09-16 at Atlanta	L		INACTIVE				
09-23 CINCINNATI	W		INACTIVE				
10-07 NEW YORK GIANTS	W	P	0	0	-	-	0
10-14 at Washington	L	P	0	0	-	-	0
10-21 at Philadelphia	W	P	2	9	4.5	14	1
10-28 BALTIMORE	W	S	0	0	-	-	0
11-04 TAMPA BAY	W	S	1	33	33.0	33	1
11-08 at Pittsburgh	L	P	1	1	1.0	1	0
11-18 at Detroit	L	P	0	0	-	-	0
11-25 SEATTLE	L	S	1	25	25.0	25	0
12-2 at Tampa Bay	L	S	1	8	8.0	8	0
12-9 at Cleveland	L	S	0	0	0.0	0	0
12-17 NEW ORLEANS	L	S	2	8	4.0	6	0
12-23 ATLANTA	L	S	0	0	0.0	0	0
12-30 at New Orleans	W	S	0	0	0.0	0	0
2018 TOTALS		13/8	8	84	10.5	33	2
PANTHERS TOTALS		22/12	12	148	12.3	33	2
CAREER TOTALS		22/12	12	148	12.3	33	2

13 WRIGHT						
P/S	NO	YDS	AVG	LG	TD	
S	0	0	-	-	0	
P	0	0	-	-	0	
S	0	0	-	-	0	
P	0	0	-	-	0	
S	0	0	-	-	0	
S	1	34	34.0	34	0	
P	0	0	-	-	0	
P	0	0	-	-	0	
P	0	0	-	-	0	
S	0	0	-	-	0	
P	0	0	-	-	0	
P	0	0	-	-	0	
P	1	5	5.0	5	0	
S	0	0	-	-	0	
P	0	0	-	-	0	
P	0	0	-	-	0	
P	0	0	-	-	0	
P	1	5	5.0	5	0	
S	0	0	-	-	0	
P	0	0	-	-	0	
P	0	0	-	-	0	
16/7	2	39	19.5	34	0	
16/7	2	39	19.5	34	0	
95/21	10	150	15.0	34	0	

S = Started

P = Played

CAROLINA PANTHERS - 2018 PUNTING

5 PALARDY

	P/S	NO	YDS	AVG	TB	IN20	LG	BLK	NET
09-09 DALLAS	1/0	6	287	47.8	1	3	52	0	42.3
09-16 at Atlanta	1/0	4	191	47.8	0	2	53	0	47.0
09-23 CINCINNATI	1/0	4	165	41.3	0	3	59	0	39.0
10-07 NEW YORK GIANTS	1/0	3	153	51.0	0	2	55	0	46.0
10-14 at Washington	1/0	3	133	44.3	1	0	53	0	34.3
10-21 at Philadelphia	1/0	5	209	41.8	1	3	54	0	35.0
10-28 BALTIMORE	1/0	3	137	45.7	0	2	51	0	38.0
11-04 TAMPA BAY	1/0	4	200	50.0	0	1	59	0	46.3
11-08 at Pittsburgh	1/0	5	205	41.0	0	2	46	0	39.0
11-18 at Detroit	1/0	5	222	44.4	0	1	52	0	42.4
11-25 SEATTLE	1/0	1	55	55.0	0	1	55	0	55.0
12-2 at Tampa Bay	1/0	2	113	56.5	1	0	59	0	46.5
12-9 at Cleveland	1/0	4	158	39.5	0	2	54	0	34.8
12-17 NEW ORLEANS	1/0	6	239	39.8	0	1	56	0	37.7
12-23 ATLANTA	1/0	3	128	42.7	0	1	56	0	39.7
12-30 at New Orleans	1/0	3	164	54.7	0	0	57	0	48.7
2018 TOTALS	16/0	61	2759	45.2	4	24	59	0	41.0
PANTHERS TOTALS	39/0	168	7559	45.0	10	62	63	0	41.0
CAREER TOTALS	39/0	168	7559	45.0	10	62	63	0	41.0

CAROLINA PANTHERS - 2018

PUNT RETURNS

23 BARNER

	NO	YDS	AVG	FC	LG	TD
09-09 DALLAS						
09-16 at Atlanta						
09-23 CINCINNATI						
10-07 NEW YORK GIANTS						
10-14 at Washington						
10-21 at Philadelphia						
10-28 BALTIMORE						
11-04 TAMPA BAY						
11-08 at Pittsburgh						
11-18 at Detroit		INACTIVE				
11-25 SEATTLE		INACTIVE				
12-2 at Tampa Bay	3	6	2.0	1	6	0
12-9 at Cleveland	1	6	6.0	2	6	0
12-17 NEW ORLEANS	1	1	1.0	0	1	0
12-23 ATLANTA	2	16	8.0	3	13	0
12-30 at New Orleans	INJURED RESERVE					
2018 TOTALS	7	29	4.1	6	13	0
PANTHERS TOTALS	7	29	4.1	6	13	0
CAREER TOTALS	37	288	7.8	21	76	0

18 BYRD

NO	YDS	AVG	FC	LG	TD
3	47	15.7	1	30	0
INACTIVE					
INACTIVE					
1	-3	-3.0	1	-3	0
INACTIVE					
1	9	9.0	0	9	0
2	21	10.5	0	17	0
1	12	12.0	2	12	0
0	0	-	0	0	0
1	-1	-1	1	-1	0
2	19	9.5	0	14	0
INJURED RESERVE					
INJURED RESERVE					
INJURED RESERVE					
INJURED RESERVE					
INJURED RESERVE					
11	104	9.5	5	30	0
12	113	9.4	5	30	0
12	113	9.4	5	30	0

22 MCCAFFREY

NO	YDS	AVG	FC	LG	TD
0	0	-	0	0	0
0	0	-	0	0	0
0	0	-	0	0	0
0	0	-	0	0	0
0	0	-	0	0	0
0	0	-	0	0	0
0	0	-	0	0	0
0	0	-	0	0	0
0	0	-	0	0	0
0	0	-	0	0	0
0	0	-	0	0	0
0	0	-	0	0	0
0	0	-	0	0	0
0	0	-	0	0	0
0	0	-	0	0	0
0	0	0.0	0	0	0
22	162	7.4	9	21	0
22	162	7.4	9	21	0

12 MOORE

	NO	YDS	AVG	FC	LG	TD
09-09 DALLAS	1	15	15.0	1	15	0
09-16 at Atlanta	2	9	4.5	0	5	0
09-23 CINCINNATI	1	4	4.0	1	4	0
10-07 NEW YORK GIANTS	0	0	0.0	0	0	0
10-14 at Washington	1	0	0.0	1	0	0
10-21 at Philadelphia	1	3	3.0	0	3	0
10-28 BALTIMORE	0	0	-	0	0	0
11-04 TAMPA BAY	0	0	-	0	0	0
11-08 at Pittsburgh	0	0	-	0	0	0
11-18 at Detroit	0	0	-	0	0	0
11-25 SEATTLE	0	0	-	0	0	0
12-2 at Tampa Bay	0	0	-	0	0	0
12-9 at Cleveland	0	0	-	0	0	0
12-17 NEW ORLEANS	0	0	-	0	0	0
12-23 ATLANTA	0	0	-	0	0	0
12-30 at New Orleans	0	0	-	2	0	0
2018 TOTALS	6	31	5.2	5	15	0
PANTHERS TOTALS	6	31	5.2	5	15	0
CAREER TOTALS	6	31	5.2	5	15	0

CAROLINA PANTHERS - 2018

KICKOFF RETURNS

23 BARNER

	NO	YDS	AVG	FC	LG	TD
09-09 DALLAS						
09-16 at Atlanta						
09-23 CINCINNATI						
10-07 NEW YORK GIANTS						
10-14 at Washington						
10-21 at Philadelphia						
10-28 BALTIMORE						
11-04 TAMPA BAY						
11-08 at Pittsburgh						
11-18 at Detroit		INACTIVE				
11-25 SEATTLE		INACTIVE				
12-2 at Tampa Bay	2	35	17.5	0	27	0
12-9 at Cleveland	2	50	25.0	0	31	0
12-17 NEW ORLEANS	1	26	26.0	0	26	0
12-23 ATLANTA	4	109	27.3	0	37	0
12-30 at New Orleans		INJURED RESERVE				
2018 TOTALS	9	220	24.4	0	37	0
PANTHERS TOTALS	11	237	21.5	0	37	0
CAREER TOTALS	31	718	23.2	0	61	0

18 BYRD

NO	YDS	AVG	FC	LG	TD
0	0	-	0	0	0
	INACTIVE				
	INACTIVE				
0	0	-	0	0	0
	INACTIVE				
0	0	-	0	0	0
0	0	-	0	0	0
0	0	-	0	0	0
0	0	-	0	0	0
0	0	-	0	0	0
2	34	17.0	0	22	0
0	0	-	0	0	0
	INJURED RESERVE				
	INJURED RESERVE				
	INJURED RESERVE				
	INJURED RESERVE				
2	34	17.0	0	22	0
10	294	29.4	0	103	1
10	294	29.4	0	103	1

22 MCCAFFREY

NO	YDS	AVG	FC	LG	TD
0	0	-	0	0	0
0	0	-	0	0	0
0	0	-	0	0	0
0	0	-	0	0	0
0	0	-	0	0	0
0	0	-	0	0	0
0	0	-	0	0	0
0	0	-	0	0	0
0	0	-	0	0	0
0	0	-	0	0	0
0	0	-	0	0	0
0	0	-	0	0	0
0	0	-	0	0	0
0	0	-	0	0	0
0	0	-	0	0	0
0	0	-	0	0	0
0	0	0.0	0	0	0
3	58	19.3	0	21	0
3	58	19.3	0	21	0

12 MOORE

	NO	YDS	AVG	FC	LG	TD
09-09 DALLAS	0	0	-	0	0	0
09-16 at Atlanta	1	26	26.0	0	26	0
09-23 CINCINNATI	0	0	-	0	0	0
10-07 NEW YORK GIANTS	0	0	-	0	0	0
10-14 at Washington	0	0	-	0	0	0
10-21 at Philadelphia	1	18	18.0	0	18	0
10-28 BALTIMORE	0	0	-	0	0	0
11-04 TAMPA BAY	0	0	-	0	0	0
11-08 at Pittsburgh	0	0	-	0	0	0
11-18 at Detroit	0	0	-	0	0	0
11-25 SEATTLE	3	75	25.0	0	32	0
12-2 at Tampa Bay	0	0	-	0	0	0
12-9 at Cleveland	0	0	-	0	0	0
12-17 NEW ORLEANS	0	0	-	0	0	0
12-23 ATLANTA	0	0	-	0	0	0
12-30 at New Orleans	0	0	-	0	0	0
2018 TOTALS	5	119	23.8	0	32	0
PANTHERS TOTALS	5	119	23.8	0	32	0
CAREER TOTALS	5	119	23.8	0	32	0

10 SAMUEL

NO	YDS	AVG	FC	LG	TD
	INACTIVE				
	INACTIVE				
	INACTIVE				
0	0	-	0	0	0
2	37	18.5	0	20	0
2	51	25.5	0	32	0
1	14	14.0	0	14	0
0	0	-	0	0	0
5	107	21.4	0	31	0
0	0	-	0	0	0
0	0	-	0	0	0
0	0	-	0	0	0
0	0	-	0	0	0
0	0	-	0	0	0
0	0	-	0	0	0
0	0	-	0	0	0
0	0	-	0	0	0
10	209	20.9	0	32	0
20	430	21.5	0	33	0
20	430	21.5	0	33	0

CAROLINA PANTHERS - 2018

INTERCEPTIONS - PAGE 1

29 ADAMS

	NO	YDS	AVG	LG	TD
09-09 DALLAS	0	0	0.0	0	0
09-16 at Atlanta	0	0	0.0	0	0
09-23 CINCINNATI	0	0	0.0	0	0
10-07 NEW YORK GIANTS	2	18	9.0	18	0
10-14 at Washington	0	0	0.0	0	0
10-21 at Philadelphia	0	0	0.0	0	0
10-28 BALTIMORE	1	-7	-7.0	-7	0
11-04 TAMPA BAY	0	0	0.0	0	0
11-08 at Pittsburgh	0	0	0.0	0	0
11-18 at Detroit	0	0	0.0	0	0
11-25 SEATTLE	0	0	0.0	0	0
12-2 at Tampa Bay	0	0	0.0	0	0
12-9 at Cleveland	0	0	0.0	0	0
12-17 NEW ORLEANS	0	0	0.0	0	0
12-23 ATLANTA	0	0	0.0	0	0
12-30 at New Orleans	0	0	0.0	0	0
2018 TOTALS	3	11	3.7	18	0
PANTHERS TOTALS	5	53	10.6	40	0
CAREER TOTALS	30	337	11.2	56	2

24 BRADBERRY

NO	YDS	AVG	LG	TD
0	0	0.0	0	0
0	0	0.0	0	0
0	0	0.0	0	0
0	0	0.0	0	0
0	0	0.0	0	0
0	0	0.0	0	0
0	0	0.0	0	0
0	0	0.0	0	0
0	0	0.0	0	0
0	0	0.0	0	0
0	0	0.0	0	0
0	0	0.0	0	0
0	0	0.0	0	0
0	0	0.0	0	0
1	29	29.0	29	0
0	0	0.0	0	0
0	0	0.0	0	0
1	29	29.0	29	0
5	53	10.6	29	0
5	53	10.6	29	0

58 DAVIS

NO	YDS	AVG	LG	TD
RESERVE/SUSPENDED				
RESERVE/SUSPENDED				
RESERVE/SUSPENDED				
RESERVE/SUSPENDED				
0	0	0.0	0	0
0	0	0.0	0	0
0	0	0.0	0	0
0	0	0.0	0	0
0	0	0.0	0	0
0	0	0.0	0	0
0	0	0.0	0	0
0	0	0.0	0	0
0	0	0.0	0	0
0	0	0.0	0	0
0	0	0.0	0	0
0	0	0.0	0	0
0	0	0.0	0	0
0	0	0.0	0	0
0	0	-	0	0
13	79	6.1	31	0
13	79	6.1	31	0

26 JACKSON

NO	YDS	AVG	LG	TD
0	0	0.0	0	0
1	0	0.0	0	0
2	0	0.0	0	0
0	0	0.0	0	0
0	0	0.0	0	0
0	0	0.0	0	0
0	0	0.0	0	0
1	0	0.0	0	0
0	0	0.0	0	0
0	0	0.0	0	0
0	0	0.0	0	0
0	0	0.0	0	0
0	0	0.0	0	0
0	0	0.0	0	0
0	0	0.0	0	0
0	0	0.0	0	0
4	0	0.0	0	0
4	0	0.0	0	0
4	0	0	0	0

42 JONES

	NO	YDS	AVG	LG	TD
09-09 DALLAS	0	0	0.0	0	0
09-16 at Atlanta	0	0	0.0	0	0
09-23 CINCINNATI	0	0	0.0	0	0
10-07 NEW YORK GIANTS	0	0	0.0	0	0
10-14 at Washington	0	0	0.0	0	0
10-21 at Philadelphia	0	0	0.0	0	0
10-28 BALTIMORE	0	0	0.0	0	0
11-04 TAMPA BAY	0	0	0.0	0	0
11-08 at Pittsburgh	0	0	0.0	0	0
11-18 at Detroit	0	0	0.0	0	0
11-25 SEATTLE	0	0	0.0	0	0
12-2 at Tampa Bay	0	0	0.0	0	0
12-9 at Cleveland	0	0	0.0	0	0
12-17 NEW ORLEANS	0	0	0.0	0	0
12-23 ATLANTA	0	0	0.0	0	0
12-30 at New Orleans	1	5	5.0	5	0
2018 TOTALS	1	5	5.0	5	0
PANTHERS TOTALS	3	15	5.0	10	0
CAREER TOTALS	3	15	5.0	10	0

59 KUECHLY

NO	YDS	AVG	LG	TD
0	0	0.0	0	0
0	0	0.0	0	0
1	0	0.0	0	0
0	0	0.0	0	0
0	0	0.0	0	0
0	0	0.0	0	0
0	0	0.0	0	0
0	0	0.0	0	0
0	0	0.0	0	0
0	0	0.0	0	0
0	0	0.0	0	0
0	0	0.0	0	0
0	0	0.0	0	0
0	0	0.0	0	0
0	0	0.0	0	0
0	0	0.0	0	0
1	0	0.0	0	0
16	127	7.9	32	1
16	127	7.9	32	1

41 MUNNERLYN

NO	YDS	AVG	LG	TD
0	0	0.0	0	0
0	0	0.0	0	0
0	0	0.0	0	0
0	0	0.0	0	0
0	0	0.0	0	0
0	0	0.0	0	0
1	2	2.0	2	0
0	0	0.0	0	0
0	0	0.0	0	0
0	0	0.0	0	0
0	0	0.0	0	0
0	0	0.0	0	0
0	0	0.0	0	0
0	0	0.0	0	0
0	0	0.0	0	0
0	0	0.0	0	0
1	2	2.0	2	0
8	232	29.0	74	5
12	263	21.9	74	5

94 OBADA

NO	YDS	AVG	LG	TD
INACTIVE				
INACTIVE				
1	0	0.0	0	0
0	0	0.0	0	0
0	0	0.0	0	0
0	0	0.0	0	0
0	0	0.0	0	0
0	0	0.0	0	0
0	0	0.0	0	0
0	0	0.0	0	0
0	0	0.0	0	0
0	0	0.0	0	0
0	0	0.0	0	0
0	0	0.0	0	0
0	0	0.0	0	0
0	0	0.0	0	0
1	0	0.0	0	0
1	0	0.0	0	0
1	0	0.0	0	0

CAROLINA PANTHERS - 2018
INTERCEPTIONS - PAGE 2

	90 PEPPERS				
	NO	YDS	AVG	LG	TD
09-09 DALLAS	0	0	0.0	0	0
09-16 at Atlanta	0	0	0.0	0	0
09-23 CINCINNATI	0	0	0.0	0	0
10-07 NEW YORK GIANTS	0	0	0.0	0	0
10-14 at Washington	0	0	0.0	0	0
10-21 at Philadelphia	0	0	0.0	0	0
10-28 BALTIMORE	0	0	0.0	0	0
11-04 TAMPA BAY	0	0	0.0	0	0
11-08 at Pittsburgh	0	0	0.0	0	0
11-18 at Detroit	0	0	0.0	0	0
11-25 SEATTLE	0	0	0.0	0	0
12-2 at Tampa Bay	0	0	0.0	0	0
12-9 at Cleveland	0	0	0.0	0	0
12-17 NEW ORLEANS	0	0	0.0	0	0
12-23 ATLANTA	0	0	0.0	0	0
12-30 at New Orleans	0	0	0.0	0	0
2018 TOTALS	0	0	-	0	0
PANTHERS TOTALS	6	177	29.5	97	2
CAREER TOTALS	11	293	26.6	97	3

25 REID					
NO	YDS	AVG	LG	TD	
0	0	0.0	0	0	
0	0	0.0	0	0	
0	0	0.0	0	0	
0	0	0.0	0	0	
1	39	39.0	0	0	
0	0	0.0	0	0	
0	0	0.0	0	0	
0	0	0.0	0	0	
0	0	0.0	0	0	
0	0	0.0	0	0	
0	0	0.0	0	0	
0	0	0.0	0	0	
0	0	0.0	0	0	
0	0	0.0	0	0	
1	39	39.0	0	0	
1	39	39	0	0	
11	244	22.2	73	0	

21 SEARCHY				
NO	YDS	AVG	LG	TD
0	0	0.0	0	0
0	0	0.0	0	0
INJURED RESERVE				
INJURED RESERVE				
INJURED RESERVE				
INJURED RESERVE				
INJURED RESERVE				
INJURED RESERVE				
INJURED RESERVE				
INJURED RESERVE				
INJURED RESERVE				
INJURED RESERVE				
INJURED RESERVE				
0	0	0.0	0	0
0	0	-	0	0
0	0	-	0	0
8	115	14.4	70	1

54 THOMPSON				
NO	YDS	AVG	LG	TD
0	0	0.0	0	0
0	0	0.0	0	0
0	0	0.0	0	0
0	0	0.0	0	0
0	0	0.0	0	0
0	0	0.0	0	0
0	0	0.0	0	0
0	0	0.0	0	0
0	0	0.0	0	0
0	0	0.0	0	0
0	0	0.0	0	0
0	0	0.0	0	0
0	0	0.0	0	0
0	0	0.0	0	0
0	0	0.0	0	0
0	0	0.0	0	0
0	0	0.0	0	0
0	0	0.0	0	0
0	0	0.0	0	0
0	0	0.0	0	0
0	0	0.0	0	0
0	0	-	0	0
1	12	12.0	12	0
1	12	12.0	12	0

CAROLINA PANTHERS - 2018

DEFENSE - PAGE 1

29 ADAMS

	TACKLES					SCKS	QBP	FR	FF	PD	TD
	W/L	P/S	TOTAL	SOLO	ASST						
09-09 DALLAS	W	S	5	4	1	0.0	0	0	0	0	0
09-16 at Atlanta	L	S	5	5	0	0.0	0	0	0	0	0
09-23 CINCINNATI	W	S	7	7	0	0.0	0	0	0	0	0
10-07 NEW YORK GIANTS	W	S	7	7	0	0.0	0	0	0	0	0
10-14 at Washington	L	S	7	6	1	0.0	1	0	0	1	0
10-21 at Philadelphia	W	S	5	2	3	0.0	1	0	0	2	0
10-28 BALTIMORE	W	S	3	3	0	0.0	0	0	0	0	0
11-04 TAMPA BAY	W	S	6	5	1	0.0	1	0	0	1	0
11-08 at Pittsburgh	L	S	5	4	1	0.0	0	0	0	0	0
11-18 at Detroit	L	S	8	8	0	0.0	0	0	0	0	0
11-25 SEATTLE	L	S	4	4	0	0.0	0	0	0	0	0
12-2 at Tampa Bay	L	S	5	2	3	0.0	0	0	0	0	0
12-9 at Cleveland	L	S	1	1	0	0.0	0	0	0	0	0
12-17 NEW ORLEANS	L	S	6	4	2	0.0	0	0	0	0	0
12-23 ATLANTA	L	S	2	2	0	0.0	0	0	0	0	0
12-30 at New Orleans	W	S	1	1	0	0.0	0	0	0	0	0
2018 TOTALS		16/16	77	65	12	0.0	3	0	0	4	0
PANTHERS TOTALS		32/32	152	133	19	0.0	3	2	1	14	0
CAREER TOTALS		222/149	889	691	198	6.0	-	16	12	88	2

97 ADDISON

	TACKLES					SCKS	QBP	FR	FF	PD	TD
	P/S	TOTAL	SOLO	ASST							
	S	4	2	2	1.5	0	0	1	0	0	0
	S	5	4	1	0.0	0	0	0	0	0	0
	S	3	2	1	1.0	1	0	0	0	0	0
	S	1	1	0	0.0	0	0	0	0	0	0
	S	4	4	0	1.0	3	0	0	0	0	0
	S	2	2	0	1.0	0	0	0	0	0	0
	S	0	0	0	0.0	0	0	0	0	0	0
	S	4	4	0	3.0	1	0	1	0	0	0
	S	0	0	0	0.0	0	0	0	0	0	0
	S	5	4	1	0.0	1	0	0	0	0	0
	S	4	1	3	0.0	1	0	0	0	0	0
	S	1	0	1	0.5	0	0	0	0	0	0
	S	0	0	0	0.0	2	0	0	0	0	0
	S	3	2	1	0.0	1	0	0	0	0	0
	S	3	2	1	0.0	1	0	0	0	0	0
	S	1	1	0	1.0	3	0	0	0	0	0
16/16		40	29	11	9.0	14	0	2	0	0	0
96/36		170	117	53	45.5	141	5	8	2	0	0
111/36		179	124	57	45.5	143	5	9	2	0	0

24 BRADBERRY

	TACKLES					SCKS	QBP	FR	FF	PD	TD
	P/S	TOTAL	SOLO	ASST							
	S	1	1	0	0.0	1	0	0	0	1	0
	S	7	5	2	0.0	0	0	0	0	1	0
	S	4	4	0	0.0	0	0	0	0	4	0
	S	7	6	1	0.0	0	0	0	0	2	0
	S	5	4	1	0.0	0	0	0	0	1	0
	S	4	4	0	0.0	0	0	0	0	1	0
	S	6	5	1	0.0	0	0	0	0	0	0
	S	4	2	2	0.0	0	0	0	0	4	0
	S	4	3	1	0.0	0	0	0	0	0	0
	S	3	3	0	0.0	0	0	0	0	0	0
	S	7	5	2	1.0	0	0	0	0	1	0
	S	3	1	2	0.0	0	0	0	0	0	0
	S	3	3	0	0.0	0	0	0	0	0	0
	S	4	4	0	0.0	0	0	1	1	1	0
	S	1	1	0	0.0	0	0	0	0	4	0
	S	6	6	0	0.0	0	0	0	0	0	0
16/16		69	57	12	1.0	1	0	1	1	20	0
45/45		203	178	25	2.0	1	0	3	43	0	0
45/45		203	178	25	2.0	1	0	3	43	0	0

92 BUTLER

	TACKLES					SCKS	QBP	FR	FF	PD	TD
	W/L	P/S	TOTAL	SOLO	ASST						
09-09 DALLAS	W	P	2	1	1	0.0	0	0	0	0	0
09-16 at Atlanta	L	P	1	1	0	0.0	0	0	0	0	0
09-23 CINCINNATI	W	P	1	0	1	0.0	1	0	0	0	0
10-07 NEW YORK GIANTS	W	P	2	1	1	0.0	0	0	0	0	0
10-14 at Washington	L	P	0	0	0	0.0	4	0	0	0	0
10-21 at Philadelphia	W	P	3	0	3	0.0	0	0	0	0	0
10-28 BALTIMORE	W	P	2	2	0	0.0	0	1	0	0	0
11-04 TAMPA BAY	W	P	1	1	0	0.0	4	0	0	0	0
11-08 at Pittsburgh	L	P	3	2	1	0.0	0	0	0	0	0
11-18 at Detroit	L	P	1	0	1	0.0	0	0	0	0	0
11-25 SEATTLE	L	P	2	1	1	0.0	0	0	0	0	0
12-2 at Tampa Bay	L					INACTIVE					
12-9 at Cleveland	L					INACTIVE					
12-17 NEW ORLEANS	L	P	1	0	1	0.5	0	0	0	0	0
12-23 ATLANTA	L	P	1	0	1	0.0	0	0	0	0	0
12-30 at New Orleans	W	P	1	1	0	0.0	1	0	0	0	0
2018 TOTALS		14/0	21	10	11	0.5	10	1	0	0	0
PANTHERS TOTALS		38/0	46	28	18	2.0	25	2	0	3	0
CAREER TOTALS		38/0	46	28	18	2.0	25	2	0	3	0

56 CARTER

	TACKLES					SCKS	QBP	FR	FF	PD	TD
	P/S	TOTAL	SOLO	ASST							
	P	0	0	0	0.0	0	0	0	0	0	0
	P	0	0	0	0.0	0	0	0	0	0	0
	P	0	0	0	0.0	0	0	0	0	0	0
	P	1	1	0	0.0	1	0	0	0	0	0
	P	0	0	0	0.0	0	0	0	0	0	0
	P	0	0	0	0.0	0	0	0	0	0	0
	P	1	1	0	0.0	0	0	0	0	0	0
	P	0	0	0	0.0	0	0	0	0	0	0
	P	2	0	2	0.0	0	0	0	0	0	0
	P	0	0	0	0.0	0	0	0	0	0	0
	P	0	0	0	0.0	0	0	0	0	0	0
	P	0	0	0	0.0	0	0	0	0	0	0
	P	0	0	0	0.0	0	0	0	0	0	0
	S	2	1	1	0.0	0	0	0	0	0	0
	P	6	3	3	0.0	0	0	0	0	0	0
16/1		12	6	6	0.0	1	0	0	0	0	0
16/1		12	6	6	0.0	1	0	0	0	0	0
16/1		12	6	6	0.0	1	0	0	0	0	0

91 COX JR.

	TACKLES					SCKS	QBP	FR	FF	PD	TD
	P/S	TOTAL	SOLO	ASST							
	P	2	1	1	0.0	1	0	0	0	0	0
	INACTIVE										
	P	1	1	0	0.0	0	0	0	0	0	0
	INACTIVE										
	INACTIVE										
	INACTIVE										
	P	0	0	0	0.0	0	0	0	0	0	0
	P	0	0	0	0.0	0	0	0	0	0	0
	INACTIVE										
	P	4	2	2	0.0	0	0	0	0	0	0
	P	1	0	1	0.0	1	0	0	0	0	0
	P	1	1	0	0.0	0	0	0	0	0	0
	P	0	0	0	0.0	0	0	0	0	0	0
	P	1	1	0	0.0	0	0	0	0	0	0
	P	0	0	0	0.0	1	0	0	0	0	0
	P	0	0	0	0.0	0	0	0	0	0	0
11/0		10	6	4	0.0	3	0	0	0	0	0
18/0		15	10	5	0.0	9	1	0	0	0	0
18/0		15	10	5	0.0	9	1	0	0	0	0

S = Started

P = Played

blank space indicates not on roster

CAROLINA PANTHERS - 2018

DEFENSE- PAGE 2

58 DAVIS

	W/L	P/S	TACKLES			SCKS	QBP	FR	FF	PD	TD
			TOTAL	SOLO	ASST						
09-09 DALLAS	W					SUSPENDED					
09-16 at Atlanta	L					SUSPENDED					
09-23 CINCINNATI	W					SUSPENDED					
10-07 NEW YORK GIANTS	W					SUSPENDED					
10-14 at Washington	L	S	6	4	2	0.0	2	0	0	2	0
10-21 at Philadelphia	W	S	7	6	1	0.0	1	0	0	0	0
10-28 BALTIMORE	W	S	4	1	3	0.0	1	0	0	1	0
11-04 TAMPA BAY	W	S	8	2	6	0.0	3	0	0	1	0
11-08 at Pittsburgh	L	S	7	3	4	0.0	0	0	0	0	0
11-18 at Detroit	L	S	7	5	2	0.0	1	0	0	0	0
11-25 SEATTLE	L	S	7	4	3	0.0	0	0	0	1	0
12-2 at Tampa Bay	L	S	8	4	4	0.0	2	0	0	0	0
12-9 at Cleveland	L	S	6	4	2	0.0	1	2	0	0	0
12-17 NEW ORLEANS	L	S	13	9	4	0.0	1	0	0	1	0
12-23 ATLANTA	L	P	6	4	2	0.0	0	0	0	0	0
12-30 at New Orleans	W	S	5	3	2	0.0	0	0	0	0	0
2018 TOTALS		12/11	84	49	35	0.0	12	2	0	6	0
PANTHERS TOTALS		176/158	1258	893	358	28.0	95	12	16	49	1
CAREER TOTALS		176/158	1258	893	358	28.0	95	12	16	49	1

31 DOSS

	P/S	TACKLES			SCKS	QBP	FR	FF	PD	TD
		TOTAL	SOLO	ASST						
					INACTIVE					
P	0	0	0	0.0	0	0	0	0	0	0
					INACTIVE					
					practice squad					
					practice squad					
					practice squad					
					practice squad					
					practice squad					
					practice squad					
					practice squad					
P	0	0	0	0.0	0	0	0	0	0	0
P	0	0	0	0.0	0	0	0	0	0	0
					INACTIVE					
					INACTIVE					
					INACTIVE					
3/0	0	0	0	0.0	0	0	0	0	0	0
3/0	0	0	0	0.0	0	0	0	0	0	0
18/0	4	4	0	0.0	0	0	0	0	0	0

35 ELDER

	P/S	TACKLES			SCKS	QBP	FR	FF	PD	TD
		TOTAL	SOLO	ASST						
P	0	0	0	0.0	0	0	0	0	0	0
P	3	1	2	0.0	0	0	0	0	0	0
P	0	0	0	0.0	0	0	0	0	0	0
					INACTIVE					
					INACTIVE					
					INACTIVE					
P	0	0	0	0.0	0	0	0	0	0	0
P	0	0	0	0.0	0	0	0	0	0	0
P	0	0	0	0.0	0	0	0	0	0	0
P	0	0	0	0.0	0	0	0	0	0	0
P	1	1	0	0.0	0	0	0	0	0	0
P	0	0	0	0.0	0	0	0	0	0	0
P	0	0	0	0.0	0	0	0	0	0	0
P	0	0	0	0.0	0	0	0	0	0	0
P	0	0	0	0.0	0	0	0	0	0	0
13/0	4	2	2	0.0	0	0	0	0	0	0
13/0	4	2	2	0.0	0	0	0	0	0	0
13/0	4	2	2	0.0	0	0	0	0	0	0

28 GAULDEN

	W/L	P/S	TACKLES			SCKS	QBP	FR	FF	PD	TD
			TOTAL	SOLO	ASST						
09-09 DALLAS	W	P	0	0	0	0.0	0	0	0	0	0
09-16 at Atlanta	L	P	1	1	0	0.0	0	0	0	0	0
09-23 CINCINNATI	W	P	0	0	0	0.0	0	0	0	0	0
10-07 NEW YORK GIANTS	W	P	3	2	1	0.0	0	0	0	0	0
10-14 at Washington	L	P	1	1	0	0.0	0	0	0	0	0
10-21 at Philadelphia	W	P	2	2	0	0.0	0	0	0	0	0
10-28 BALTIMORE	W					INACTIVE					
11-04 TAMPA BAY	W	P	1	0	1	0.0	0	0	0	0	0
11-08 at Pittsburgh	L	P	2	2	0	0.0	0	0	0	0	0
11-18 at Detroit	L	P	0	0	0	0.0	0	0	0	0	0
11-25 SEATTLE	L	P	0	0	0	0.0	0	0	0	0	0
12-2 at Tampa Bay	L	P	0	0	0	0.0	0	0	0	0	0
12-9 at Cleveland	L	P	0	0	0	0.0	0	0	0	0	0
12-17 NEW ORLEANS	L	P	0	0	0	0.0	0	0	0	0	0
12-23 ATLANTA	L	P	0	0	0	0.0	0	0	0	0	0
12-30 at New Orleans	W	P	2	2	0	0.0	0	0	0	1	0
2018 TOTALS		14/0	12	10	2	0.0	0	0	0	1	0
PANTHERS TOTALS		14/0	12	10	2	0.0	0	0	0	1	0
CAREER TOTALS		14/0	12	10	2	0.0	0	0	0	1	0

23 HAWKINS

	P/S	TACKLES			SCKS	QBP	FR	FF	PD	TD
		TOTAL	SOLO	ASST						
					practice squad					
					practice squad					
P	0	0	0	0.0	0	0	0	0	0	0
P	0	0	0	0.0	0	0	0	0	0	0
P	0	0	0	0.0	0	0	0	0	0	0
P	0	0	0	0.0	0	0	0	0	0	0
P	0	0	0	0.0	0	0	0	0	0	0
					INACTIVE					
					INACTIVE					
					Not on roster					
					Not on roster					
					Not on roster					
					Not on roster					
					Not on roster					
					Not on roster					
					Not on roster					
6/0	0	0	0	0.0	0	0	0	0	0	0
6/0	0	0	0	0.0	0	0	0	0	0	0
32/3	43	33	10	0.0	0	0	1	7	0	0

98 HAYNES

	P/S	TACKLES			SCKS	QBP	FR	FF	PD	TD
		TOTAL	SOLO	ASST						
					INACTIVE					
P	0	0	0	0.0	0	0	0	0	0	0
					INACTIVE					
					INACTIVE					
					INACTIVE					
					INACTIVE					
					INACTIVE					
P	1	1	0	0.0	0	0	0	0	0	0
P	0	0	0	0.0	0	0	0	0	0	0
					INACTIVE					
					INACTIVE					
					INACTIVE					
P	0	0	0	0.0	0	0	0	0	0	0
4/0	1	1	0	0.0	0	0	0	0	0	0
4/0	1	1	0	0.0	0	0	0	0	0	0
4/0	1	1	0	0.0	0	0	0	0	0	0

S = Started

P = Played

blank space indicates not on roster

CAROLINA PANTHERS - 2018

DEFENSE- PAGE 3

96 HORTON

			TACKLES			DEFENSE					
	W/L	P/S	TOTAL	SOLO	ASST	SCKS	QBP	FR	FF	PD	TD
09-09 DALLAS	W	S	3	2	1	1.5	1	0	0	0	0
09-16 at Atlanta	L	S	2	2	0	0.0	0	0	0	0	0
09-23 CINCINNATI	W	S	0	0	0	0.0	0	0	0	0	0
10-07 NEW YORK GIANTS	W	P	0	0	0	0.0	1	0	0	0	0
10-14 at Washington	L	P	3	2	1	0.0	2	0	0	0	0
10-21 at Philadelphia	W	P	4	3	1	0.0	0	0	0	0	0
10-28 BALTIMORE	W	P	2	2	0	0.0	0	0	0	0	0
11-04 TAMPA BAY	W	P	0	0	0	0.0	0	0	0	0	0
11-08 at Pittsburgh	L	P	0	0	0	0.0	0	0	0	0	0
11-18 at Detroit	L	P	0	0	0	0.0	0	0	0	0	0
11-25 SEATTLE	L	P	1	1	0	0.0	0	0	0	0	0
12-2 at Tampa Bay	L	S	1	0	1	0.0	0	0	0	0	0
12-9 at Cleveland	L	S	1	0	1	0.0	0	0	0	0	0
12-17 NEW ORLEANS	L	S	3	1	2	0.0	0	0	0	0	0
12-23 ATLANTA	L	S	2	1	1	0.0	1	0	0	0	0
12-30 at New Orleans	W	S	0	0	0	0.0	0	0	0	0	0
2018 TOTALS		16/8	22	14	8	1.5	5	0	0	0	0
PANTHERS TOTALS		77/38	94	65	29	15.5	38	2	6	1	0
CAREER TOTALS		77/38	94	65	29	15.5	38	2	6	1	0

26 JACKSON

	TACKLES									
	P/S	TOTAL	SOLO	ASST	SCKS	QBP	FR	FF	PD	TD
S	5	4	1	0.0	0	0	0	1	0	0
S	6	6	0	0.0	0	0	1	0	0	0
S	8	8	0	0.0	0	0	0	0	0	0
S	7	7	0	0.0	0	0	0	0	0	0
S	2	2	0	0.0	0	0	0	0	2	0
S	5	1	4	0.0	0	0	0	0	0	0
S	3	3	0	1.0	0	0	0	1	0	0
S	7	7	0	0.0	0	0	0	0	0	0
S	4	4	0	0.0	0	0	0	0	0	0
S	2	2	0	0.0	0	0	0	0	0	0
S	1	1	0	0.0	0	0	0	0	0	0
S	8	7	1	0.0	0	0	0	0	0	0
S	8	8	0	0.0	0	0	0	1	0	0
S	4	2	2	0.0	0	0	0	2	0	0
S	4	4	0	0.0	0	0	0	0	0	0
S	9	9	0	0.0	0	0	0	0	0	0
16/16	83	75	8	1.0	0	0	1	7	0	0
16/16	83	75	8	1.0	0	0	1	7	0	0
16/16	83	75	8	1.0	0	0	1	7	0	0

53 JACOBS

	TACKLES									
	P/S	TOTAL	SOLO	ASST	SCKS	QBP	FR	FF	PD	TD
P	0	0	0	0.0	0	0	0	0	0	0
P	0	0	0	0.0	0	0	0	0	0	0
P	0	0	0	0.0	0	0	0	0	0	0
P	0	0	0	0.0	0	0	0	0	0	0
P	0	0	0	0.0	0	0	0	0	0	0
P	0	0	0	0.0	0	0	0	0	0	0
P	0	0	0	0.0	0	0	0	0	0	0
P	0	0	0	0.0	0	0	0	0	0	0
P	0	0	0	0.0	0	0	0	0	0	0
P	0	0	0	0.0	0	0	0	0	0	0
P	0	0	0	0.0	0	0	0	0	0	0
P	0	0	0	0.0	0	0	0	0	0	0
P	0	0	0	0.0	0	0	0	0	0	0
P	0	0	0	0.0	0	0	0	0	0	0
P	0	0	0	0.0	0	0	0	0	0	0
16/0	0	0	0	0.0	0	0	0	0	0	0
68/0	8	7	1	0.0	0	0	0	0	0	0
73/0	8	7	1	0.0	0	0	0	0	0	0

42 JONES

			TACKLES			42 SOLOS						
	W/L	P/S	TOTAL	SOLO	ASST	SCKS	QBP	FR	FF	PD	TD	
09-09 DALLAS	W	P	2	1	1	0.0	0	0	0	0	0	
09-16 at Atlanta	L	P	1	1	0	0.0	0	0	0	0	0	
09-23 CINCINNATI	W	S	8	7	1	0.0	0	0	0	0	0	
10-07 NEW YORK GIANTS	W	P	0	0	0	0.0	0	1	0	0	1	
10-14 at Washington	L	P	0	0	0	0.0	0	0	0	0	0	
10-21 at Philadelphia	W	P	0	0	0	0.0	0	0	0	0	0	
10-28 BALTIMORE	W	P	1	1	0	0.0	0	0	0	0	0	
11-04 TAMPA BAY	W	P	0	0	0	0.0	0	0	0	0	0	
11-08 at Pittsburgh	L	P	1	1	0	0.0	0	0	0	0	0	
11-18 at Detroit	L	P	0	0	0	0.0	0	0	0	0	0	
11-25 SEATTLE	L	P	0	0	0	0.0	0	0	0	0	0	
12-2 at Tampa Bay	L	P	0	0	0	0.0	0	0	0	0	0	
12-9 at Cleveland	L	P	0	0	0	0.0	0	0	0	0	0	
12-17 NEW ORLEANS	L	P	0	0	0	0.0	0	0	0	0	0	
12-23 ATLANTA	L	P	0	0	0	0.0	0	0	0	0	0	
12-30 at New Orleans	W	P	1	1	0	0.0	0	0	0	1	0	
2018 TOTALS		16/1	14	12	2	0.0	0	1	0	1	1	
PANTHERS TOTALS		107/14	78	63	9	1.0	1	1	1	7	1	
CAREER TOTALS		121/14	78	63	9	1.0	1	1	1	7	1	

59 KUECHLY

	TACKLES									
	P/S	TOTAL	SOLO	ASST	SCKS	QBP	FR	FF	PD	TD
S	13	9	4	0.0	1	0	0	0	0	0
S	10	10	0	0.0	0	0	0	0	0	0
S	6	6	0	0.0	0	0	0	0	0	0
S	5	3	2	1.0	1	0	0	0	0	0
S	13	10	3	0.0	0	0	0	0	0	0
S	18	18	0	1.0	0	0	0	0	0	0
S	7	5	2	0.0	2	0	0	1	0	0
S	8	6	2	0.0	2	0	0	0	0	0
S	9	7	2	0.0	0	0	0	0	0	0
S	12	7	5	0.0	0	0	0	0	0	0
S	13	9	4	0.0	0	0	0	0	0	0
S	7	5	2	0.0	0	1	0	2	0	0
S	11	8	3	0.0	1	0	2	1	0	0
S	16	13	3	0.0	0	0	0	1	0	0
S	7	6	1	0.0	0	0	0	1	0	0
S	1	0	1	0.0	0	0	0	0	0	0
16/16	156	122	34	2.0	7	1	2	6	0	0
101/101	1086	802	284	12.5	31	9	7	43	2	0
101/101	1086	802	284	12.5	31	9	7	43	2	0

93 LOVE

	TACKLES									
	P/S	TOTAL	SOLO	ASST	SCKS	QBP	FR	FF	PD	TD
P	3	3	0	0.0	0	0	0	0	0	0
P	1	1	0	0.0	0	0	0	0	0	0
P	1	0	1	0.0	0	0	0	0	0	0
P	0	0	0	0.0	0	0	0	0	1	0
P	0	0	0	0.0	5	0	0	0	0	0
P	3	3	0	0.0	2	1	1	0	0	0
P	3	3	0	0.0	2	0	1	0	0	0
P	2	1	1	0.0	1	0	0	0	0	0
P	0	0	0	0.0	0	0	0	0	0	0
P	0	0	0	0.0	0	0	0	0	0	0
P	2	1	1	0.0	1	0	0	0	0	0
P	4	1	3	0.5	0	0	0	0	0	0
P	1	1	0	0.0	0	0	0	0	0	0
P	0	0	0	0.0	1	0	0	0	0	0
S	2	1	1	1.0	0	1	1	1	0	0
S	1	1	0	0.0	0	0	0	0	0	0
16/2	23	16	7	1.5	12	2	3	1	0	0
57/6	77	50	27	9.5	28	4	4	1	0	0
100/30	146	87	59	15.0	-	5	4	2	0	0

S = Started

P = Played

blank space indicates not on roster

CAROLINA PANTHERS - 2018

DEFENSE - PAGE 4

55 MAYO

	W/L	P/S	TACKLES			SCKS	QBP	FR	FF	PD	TD
			TOTAL	SOLO	ASST						
09-09 DALLAS	W	S	1	1	0	0.0	1	0	0	0	0
09-16 at Atlanta	L	S	1	1	0	0.0	0	0	0	0	0
09-23 CINCINNATI	W	P	2	0	2	0.0	0	0	0	0	0
10-07 NEW YORK GIANTS	W	S	0	0	0	0.0	1	0	0	0	0
10-14 at Washington	L	P	0	0	0	0.0	0	0	0	0	0
10-21 at Philadelphia	W	P	0	0	0	0.0	0	0	0	0	0
10-28 BALTIMORE	W	P	0	0	0	0.0	0	0	0	0	0
11-04 TAMPA BAY	W	P	0	0	0	0.0	0	0	0	0	0
11-08 at Pittsburgh	L	P	0	0	0	0.0	0	0	0	0	0
11-18 at Detroit	L	P	0	0	0	0.0	0	0	0	0	0
11-25 SEATTLE	L	P	0	0	0	0.0	0	0	0	0	0
12-2 at Tampa Bay	L	P	0	0	0	0.0	0	0	0	0	0
12-9 at Cleveland	L	P	0	0	0	0.0	0	0	0	0	0
12-17 NEW ORLEANS	L	P	0	0	0	0.0	0	0	0	0	0
12-23 ATLANTA	L	P	0	0	0	0.0	0	0	0	0	0
12-30 at New Orleans	W	P	5	4	1	0.0	1	0	0	0	0
2018 TOTALS		16/3	9	6	3	0.0	3	0	0	0	0
PANTHERS TOTALS		59/4	34	23	11	0.0	3	0	0	1	0
CAREER TOTALS		59/4	34	23	11	0.0	3	0	0	1	0

41 MUNNERLYN

P/S	TACKLES			SCKS	QBP	FR	FF	PD	TD
	TOTAL	SOLO	ASST						
P	2	2	0	0.0	0	1	0	0	0
P	1	1	0	0.0	0	0	0	0	0
S	1	0	1	0.0	2	0	0	1	0
P	3	2	1	0.0	1	0	0	1	0
P	3	3	0	0.0	0	0	0	1	0
P	2	1	1	0.0	0	0	0	0	0
P	4	3	1	0.0	0	0	0	0	0
S	9	9	0	0.0	2	0	0	0	0
S	2	1	1	0.0	0	0	0	1	0
P	1	1	0	0.0	0	0	0	0	0
P	5	3	2	0.0	0	0	0	0	0
S	3	3	0	0.0	0	0	0	2	0
P	3	3	0	1.0	0	0	0	0	0
P	4	4	0	1.0	0	0	0	2	0
P	3	3	0	0.0	0	0	0	0	0
S	1	1	0	0.0	0	0	0	2	0
16/5	47	40	7	2.0	5	1	0	10	0
107/55	374	287	87	9.5	17	4	4	53	5
155/85	550	427	123	10.5	-	7	6	70	5

52 NORRIS

52 NORRIS									
	TACKLES								
P/S	TOTAL	SOLO	ASST	SCKS	QBP	FR	FF	PD	TD
P	0	0	0	0.0	0	0	0	0	0
P	0	0	0	0.0	0	0	0	0	0
P	0	0	0	0.0	0	0	0	0	0
	INACTIVE								
	INJURED RESERVE								
	INJURED RESERVE								
	INJURED RESERVE								
	INJURED RESERVE								
	INJURED RESERVE								
	INJURED RESERVE								
	INJURED RESERVE								
	INJURED RESERVE								
	INJURED RESERVE								
	INJURED RESERVE								
	INJURED RESERVE								
	INJURED RESERVE								
	INJURED RESERVE								
	INJURED RESERVE								
	INJURED RESERVE								
	INJURED RESERVE								
	INJURED RESERVE								
3/0	0	0	0	0.0	0	0	0	0	0
28/0	0	0	0	0.0	0	0	0	0	0
28/0	0	0	0	0.0	0	0	0	0	0

CAROLINA PANTHERS - 2018

DEFENSE - PAGE 5

25 REID

	W/L	P/S	TACKLES			SCKS	QBP	FR	FF	PD	TD
			TOTAL	SOLO	ASST						
09-09 DALLAS	W										
09-16 at Atlanta	L										
09-23 CINCINNATI	W										
10-07 NEW YORK GIANTS	W	S	3	3	0	0.0	0	0	0	0	0
10-14 at Washington	L	S	7	7	0	0.0	0	0	0	0	0
10-21 at Philadelphia	W	S	8	7	1	0.0	0	0	0	0	0
10-28 BALTIMORE	W	S	9	8	1	1.0	0	0	0	0	0
11-04 TAMPA BAY	W	S	3	3	0	0.0	1	0	0	0	0
11-08 at Pittsburgh	L	S	7	6	1	0.0	0	0	0	0	0
11-18 at Detroit	L	S	6	6	0	0.0	1	0	0	1	0
11-25 SEATTLE	L	S	9	9	0	0.0	0	0	0	0	0
12-2 at Tampa Bay	L	S	5	4	1	0.0	0	0	0	2	0
12-9 at Cleveland	L	S	5	4	1	0.0	0	0	0	0	0
12-17 NEW ORLEANS	L	S	6	6	0	0.0	0	0	0	1	0
12-23 ATLANTA	L	S	1	1	0	0.0	1	0	0	1	0
12-30 at New Orleans	W	S	4	4	0	0.0	1	0	0	0	0
2018 TOTALS		13/13	73	68	5	1.0	4	0	0	5	0
PANTHERS TOTALS		13/13	73	68	5	1.0	4	0	0	5	0
CAREER TOTALS		83/81	375	313	62	2.0	-	3	2	39	0

21 SEARCY

	P/S	TACKLES			SCKS	QBP	FR	FF	PD	TD
		TOTAL	SOLO	ASST						
S	5	3	2	0.0	0	0	0	0	0	0
S	2	2	0	0.0	0	0	0	0	0	0
				INACTIVE						
				INJURED RESERVE						
				INJURED RESERVE						
				INJURED RESERVE						
				INJURED RESERVE						
				INJURED RESERVE						
				INJURED RESERVE						
				INJURED RESERVE						
				INJURED RESERVE						
				INJURED RESERVE						
				INJURED RESERVE						
				INJURED RESERVE						
				INJURED RESERVE						
				INJURED RESERVE						
2/2	7	5	2	0.0	0	0	0	0	0	0
2/2	7	5	2	0.0	0	0	0	0	0	0
109/58	326	225	96	4.5	-	3	3	28	2	

99 SHORT

	P/S	TACKLES			SCKS	QBP	FR	FF	PD	TD
		TOTAL	SOLO	ASST						
S	2	2	0	2.0	0	0	0	0	0	0
S	4	2	2	0.0	0	0	1	0	0	0
S	4	3	1	0.0	0	0	0	0	0	0
S	2	1	1	0.0	0	0	0	0	0	0
S	3	1	2	0.0	4	0	0	0	0	0
S	6	4	2	0.0	0	0	0	0	0	0
S	1	1	0	0.0	4	0	0	0	0	0
S	6	4	2	0.0	2	0	0	0	0	0
S	3	2	1	0.0	1	0	0	0	0	0
S	3	2	1	0.0	2	0	0	0	0	0
S	6	6	0	0.0	3	0	0	0	0	0
S	5	5	0	1.0	0	0	0	0	0	0
S	1	1	0	0.0	3	0	0	0	0	0
S	4	4	0	0.0	3	0	0	0	0	0
				INACTIVE						
				INACTIVE						
14/14	50	38	12	3.0	22	0	1	0	0	0
94/91	279	208	71	32.5	139	6	9	14	0	
94/91	279	208	71	32.5	139	6	9	14	0	

57 SMITH

	W/L	P/S	TACKLES			SCKS	QBP	FR	FF	PD	TD
			TOTAL	SOLO	ASST						
09-09 DALLAS	W										
09-16 at Atlanta	L										
09-23 CINCINNATI	W										
10-07 NEW YORK GIANTS	W	P	0	0	0	0.0	0	0	0	0	0
10-14 at Washington	L										
10-21 at Philadelphia	W										
10-28 BALTIMORE	W										
11-04 TAMPA BAY	W										
11-08 at Pittsburgh	L										
11-18 at Detroit	L										
11-25 SEATTLE	L										
12-2 at Tampa Bay	L										
12-9 at Cleveland	L										
12-17 NEW ORLEANS	L										
12-23 ATLANTA	L	P	0	0	0	0.0	0	0	0	0	0
12-30 at New Orleans	W	P	1	1	0	0.0	0	0	0	0	0
2018 TOTALS		3/0	1	1	0	0.0	0	0	0	0	0
PANTHERS TOTALS		3/0	1	1	0	0.0	0	0	0	0	0
CAREER TOTALS		3/0	1	1	0	0.0	0	0	0	0	0

54 THOMPSON

	P/S	TACKLES			SCKS	QBP	FR	FF	PD	TD
		TOTAL	SOLO	ASST						
S	9	5	4	1.0	0	0	0	0	0	0
S	5	2	3	0.0	2	0	0	0	0	0
S	8	6	2	0.0	2	0	0	0	0	0
S	4	2	2	0.0	0	0	0	0	0	0
S	5	4	1	1.0	0	0	0	0	0	0
S	9	9	0	0.0	0	0	0	0	0	0
S	13	7	6	0.0	0	0	0	0	0	0
P	3	2	1	0.0	2	0	0	0	0	0
P	3	2	1	0.0	1	0	0	0	0	0
P	6	3	3	0.0	0	0	0	0	0	0
S	7	4	3	1.0	0	0	1	0	0	0
P	6	4	2	0.0	1	0	0	1	0	0
P	1	1	0	0	1	0	0	0	0	0
S	8	4	4	0.5	0	0	0	1	0	0
				INJURED RESERVE						
				INJURED RESERVE						
14/11	87	55	32	3.5	9	0	1	2	0	
56/46	293	209	84	6.5	21	2	1	10	1	
56/46	293	209	84	6.5	21	2	1	10	1	

CAROLINA PANTHERS - 2018

STARTERS

Game-By-Game Offensive Starters

	W/L	WR	LT	LG	C	RG	RT	TE	WR/TE	QB	WR/RB/FB/TE	RB
09-09 DALLAS	W	17 Funchess	72 Moton	73 Van Roten	67 R. Kalil	70 Turner	60 Williams	88 Olsen	11 Smith	1 Newton	13 Wright	22 McCaffrey
09-16 at Atlanta	L	17 Funchess	74 Clark	73 Van Roten	67 R. Kalil	69 Larsen	72 Moton	80 Thomas	11 Smith	1 Newton	20 Anderson	22 McCaffrey
09-23 CINCINNATI	W	17 Funchess	74 Clark	73 Van Roten	67 R. Kalil	69 Larsen	72 Moton	80 Thomas	11 Smith	1 Newton	13 Wright	22 McCaffrey
10-07 NEW YORK GIANTS	W	17 Funchess	74 Clark	73 Van Roten	67 R. Kalil	70 Turner	72 Moton	80 Thomas	82 Manhertz	1 Newton	40 Armah	22 McCaffrey
10-14 at Washington	L	17 Funchess	74 Clark	73 Van Roten	67 R. Kalil	70 Turner	72 Moton	88 Olsen	11 Smith	1 Newton	13 Wright	22 McCaffrey
10-21 at Philadelphia	W	17 Funchess	74 Clark	73 Van Roten	67 R. Kalil	70 Turner	72 Moton	88 Olsen	11 Smith	1 Newton	13 Wright	22 McCaffrey
10-28 BALTIMORE	W	17 Funchess	74 Clark	73 Van Roten	67 R. Kalil	70 Turner	72 Moton	88 Olsen	12 Moore	1 Newton	10 Samuel	22 McCaffrey
11-04 TAMPA BAY	W	17 Funchess	74 Clark	73 Van Roten	67 R. Kalil	70 Turner	72 Moton	88 Olsen	12 Moore	1 Newton	10 Samuel	22 McCaffrey
11-08 at Pittsburgh	L	17 Funchess	74 Clark	73 Van Roten	67 R. Kalil	70 Turner	72 Moton	88 Olsen	12 Moore	1 Newton	82 Manhertz	22 McCaffrey
11-18 at Detroit	L	17 Funchess	74 Clark	73 Van Roten	67 R. Kalil	70 Turner	72 Moton	88 Olsen	12 Moore	1 Newton	13 Wright	22 McCaffrey
11-25 SEATTLE	L	12 Moore	74 Clark	73 Van Roten	67 R. Kalil	70 Turner	72 Moton	88 Olsen	11 Smith	1 Newton	10 Samuel	22 McCaffrey
12-2 at Tampa Bay	L	17 Funchess	74 Clark	73 Van Roten	67 R. Kalil	70 Turner	72 Moton	88 Olsen	12 Moore	1 Newton	10 Samuel	22 McCaffrey
12-9 at Cleveland	L	17 Funchess	74 Clark	73 Van Roten	67 R. Kalil	70 Turner	72 Moton	80 Thomas	12 Moore	1 Newton	10 Samuel	22 McCaffrey
12-17 NEW ORLEANS	L	13 Wright	71 Newhouse	73 Van Roten	67 R. Kalil	70 Turner	72 Moton	80 Thomas	12 Moore	1 Newton	10 Samuel	22 McCaffrey
12-23 ATLANTA	L	10 Samuel	71 Newhouse	73 Van Roten	67 R. Kalil	70 Turner	72 Moton	82 Manhertz	12 Moore	6 Heinicke	40 Armah	22 McCaffrey
12-30 at New Orleans	W	10 Samuel	74 Clark	73 Van Roten	67 R. Kalil	69 Larsen	72 Moton	80 Thomas	12 Moore	7 Allen	82 Manhertz	22 McCaffrey

Game-By-Game Defensive Starters

	W/L	DE	DT	DT	DE	SLB/DB	MLB	WLB/DB	LCB	RCB	SS	FS
09-09 DALLAS	W	97 Addison	99 Short	95 Poe	96 Horton	54 Thompson	59 Kuechly	55 Mayo	24 Bradberry	26 Jackson	21 Searcy	29 Adams
09-16 at Atlanta	L	97 Addison	99 Short	95 Poe	96 Horton	54 Thompson	59 Kuechly	55 Mayo	24 Bradberry	26 Jackson	21 Searcy	29 Adams
09-23 CINCINNATI	W	97 Addison	99 Short	95 Poe	96 Horton	54 Thompson	59 Kuechly	41 Munnerlyn	24 Bradberry	26 Jackson	42 Jones	29 Adams
10-07 NEW YORK GIANTS	W	97 Addison	99 Short	95 Poe	90 Peppers	54 Thompson	59 Kuechly	55 Mayo	24 Bradberry	26 Jackson	25 Reid	29 Adams
10-14 at Washington	L	97 Addison	99 Short	95 Poe	90 Peppers	54 Thompson	59 Kuechly	58 Davis	24 Bradberry	26 Jackson	25 Reid	29 Adams
10-21 at Philadelphia	W	97 Addison	99 Short	95 Poe	90 Peppers	54 Thompson	59 Kuechly	58 Davis	24 Bradberry	26 Jackson	25 Reid	29 Adams
10-28 BALTIMORE	W	97 Addison	99 Short	95 Poe	90 Peppers	54 Thompson	59 Kuechly	58 Davis	24 Bradberry	26 Jackson	25 Reid	29 Adams
11-04 TAMPA BAY	W	97 Addison	99 Short	95 Poe	90 Peppers	41 Munnerlyn	59 Kuechly	58 Davis	24 Bradberry	26 Jackson	25 Reid	29 Adams
11-08 at Pittsburgh	L	97 Addison	99 Short	95 Poe	90 Peppers	41 Munnerlyn	59 Kuechly	58 Davis	24 Bradberry	26 Jackson	25 Reid	29 Adams
11-18 at Detroit	L	97 Addison	99 Short	95 Poe	90 Peppers	54 Thompson	59 Kuechly	58 Davis	24 Bradberry	26 Jackson	25 Reid	29 Adams
11-25 SEATTLE	L	97 Addison	99 Short	95 Poe	90 Peppers	54 Thompson	59 Kuechly	58 Davis	24 Bradberry	26 Jackson	25 Reid	29 Adams
12-2 at Tampa Bay	L	97 Addison	99 Short	95 Poe	96 Horton	41 Munnerlyn	59 Kuechly	58 Davis	24 Bradberry	26 Jackson	25 Reid	29 Adams
12-9 at Cleveland	L	97 Addison	99 Short	95 Poe	96 Horton	54 Thompson	59 Kuechly	58 Davis	24 Bradberry	26 Jackson	25 Reid	29 Adams
12-17 NEW ORLEANS	L	97 Addison	99 Short	95 Poe	96 Horton	54 Thompson	59 Kuechly	58 Davis	24 Bradberry	26 Jackson	25 Reid	29 Adams
12-23 ATLANTA	L	97 Addison	93 Love	95 Poe	96 Horton	56 Carter	59 Kuechly	58 Davis	24 Bradberry	26 Jackson	25 Reid	29 Adams
12-30 at New Orleans	W	97 Addison	93 Love	95 Poe	96 Horton	41 Munnerlyn	59 Kuechly	58 Davis	24 Bradberry	26 Jackson	25 Reid	29 Adams

INA = Inactive
 GP = Games Played
 GS = Games Started
 DNP = Did Not Play
 IR = Injured Reserve

ps = Practice Squad
 psi = Practice Squad Injured
 PUP = physically unable to perform
 EXE = roster exemption
 SUS = suspended

Carolina Panthers - Participation Chart - PAGE 1

																	Totals	
	DALLAS	Atlanta	CINCINNATI	NEW YORK GIANTS	Washington	Philadelphia	BALTIMORE	TAMPA BAY	Pittsburgh	Detroit	SEATTLE	Tampa Bay	Cleveland	NEW ORLEANS	ATLANTA	New Orleans	GP/GS/DNP/INA	
Adams, Mike	FS	FS	FS	FS	FS	FS	FS	FS	FS	FS	FS	FS	FS	FS	FS	FS	16/16/0/0	
Addison, Mario	DE	DE	DE	DE	DE	DE	DE	DE	DE	DE	DE	DE	DE	DE	DE	DE	16/16/0/0	
Allen, Kyle	ps							ps	ps	ps	ps	ps	ps	ps	P	QB	2/1/0/0	
Anderson, C.J.	P	RB	P	P	P	P	P	P	P								9/1/0/0	
Anderson, Kiante	psi																0/0/0/0	
Armah, Alex	P	P	P	S	P	P	P	P	P	P	P	P	P	P	P	FB	P	16/2/0/0
Artis-Payne, Cameron	INA	P	P	INA	INA	INA	INA	INA	INA	P	P	P	P	P	P	P	P	9/0/0/7
Barner, Kenjon										INA	INA	P	P	P	P	P	IR	4/0/0/2
Bonnafon, Reggie	ps	ps	ps	ps	ps	ps	ps	ps	ps	ps	ps	ps	ps	ps	ps	ps	ps	0/0/0/0
Bradberry, James	CB	CB	CB	CB	CB	CB	CB	CB	CB	CB	CB	CB	CB	CB	CB	CB	CB	16/16/0/0
Butler, Vernon	P	P	P	P	P	P	P	P	P	P	P	INA	INA	INA	P	P	P	14/0/0/2
Byrd, Damiere	P	INA	INA	P	INA	P	P	P	P	P	P	IR	IR	IR	IR	IR	IR	8/0/0/3
Cadet, Travaris										INA	INA	INA	INA	INA	INA	P		1/0/0/6
Carter, Jermaine	P	P	P	P	P	P	P	P	P	P	P	P	P	P	SLB	P	P	16/1/0/0
Catanzaro, Chandler													P	P	P	P	P	4/0/0/0
Clark, Chris		LT	LT	LT	LT	LT	LT	LT	LT	LT	LT	LT	LT	LT	P	P	LT	15/13/0/0
Cockrell, Ross	IR	IR	IR	IR	IR	IR	IR	IR	IR	IR	IR	IR	IR	IR	IR	IR	IR	0/0/0/0
Cook, Connor	ps	ps	ps	ps														0/0/0/0
Cox Jr., Bryan	P	INA	P	INA	INA	INA	P	P	INA	P	P	P	P	P	P	P	P	11/0/0/5
Davis, Thomas	SUS	SUS	SUS	SUS	WLB	WLB	WLB	WLB	WLB	WLB	WLB	WLB	WLB	WLB	WLB	WLB	WLB	12/12/0/0
Doss, Lorenzo	INA	P	INA	ps	ps	ps	ps	ps	ps	ps	ps	P	INA	INA	INA	INA	INA	2/0/0/6
Elder, Corn	P	P	P	INA	INA	INA	P	P	P	P	P	P	P	P	P	P	P	13/0/0/3
Frazier, Mose	ps	ps	ps	ps	ps	ps	ps	ps	ps	ps	ps	ps	ps	INA	INA	INA	P	1/0/0/3
Funchess, Devin	WR	WR	WR	WR	WR	WR	WR	WR	WR	WR	INA	WR	WR	P	P	P	INA	14/12/0/2
Gano, Graham	P	P	P	P	P	P	P	P	P	P	P	P	P	INA	INA	IR	IR	12/0/0/2
Gaulden, Rashaan	P	P	P	P	P	P	P	INA	P	P	P	P	P	P	P	P	P	15/0/0/1
Hawkins, Josh	ps	ps	P	P	P	P	P	P	INA	INA								5/0/0/2
Haynes, Marquis	INA	P	INA	INA	INA	INA	INA	INA	INA	P	P	INA	INA	INA	INA	P	P	4/0/0/12
Hearn, Taylor	ps	ps	ps	ps	ps	ps	ps	ps	ps	ps	ps	ps	P	P	P	P	P	4/0/0/0
Heinicke, Taylor	DNP	DNP	DNP	DNP	DNP	DNP	P	DNP	P	P	DNP	P	P	DNP	QB	IR	IR	6/1/9/0
Hood, Elijah	IR	IR	IR	IR	IR	IR	IR	IR	IR	IR	IR	IR	IR	IR	IR	IR	IR	0/0/0/0
Horton, Wes	DE	DE	DE	P	P	P	P	P	P	P	P	DE	DE	DE	DE	DE	DE	16/8/0/0
Jackson, Donte	CB	CB	CB	CB	CB	CB	CB	CB	CB	CB	CB	CB	CB	CB	CB	CB	CB	16/16/0/0
Jacobs, Ben	P	P	P	P	P	P	P	P	P	P	P	P	P	P	P	P	P	16/0/0/0
Jansen, J.J.	P	P	P	P	P	P	P	P	P	P	P	P	P	P	P	P	P	16/0/0/0
Johnson, Dorian	ps	ps	ps	ps	ps	ps	ps	ps	ps	ps	ps	ps	ps	ps	ps	ps	DNP	0/0/1/0
Jones, Colin	P	P	SS	P	P	P	P	P	P	P	P	P	P	P	P	P	P	16/1/0/0
Kalil, Matt	IR	IR	IR	IR	IR	IR	IR	IR	IR	IR	IR	IR	IR	IR	IR	IR	IR	0/0/0/0
Kalil, Ryan	C	C	C	C	C	C	C	C	C	C	C	C	C	C	C	C	C	16/16/0/0
Kuechly, Luke	MLB	MLB	MLB	MLB	MLB	MLB	MLB	MLB	MLB	MLB	MLB	MLB	MLB	MLB	MLB	MLB	MLB	16/16/0/0
Larsen, Tyler	P	RG	RG	P	P	P	P	P	P	P	P	P	P	P	P	P	RG	16/3/0/0
Love, Kyle	P	P	P	P	P	P	P	P	P	P	P	P	P	P	P	DT	DT	16/2/0/0
Luke, Cole	ps	ps	ps	ps	ps	ps	ps	ps	ps	ps	ps	ps	ps	ps	ps	ps	ps	0/0/0/0
Mahon, Brendan	INA	P	P	INA	INA	INA	INA	INA	INA	INA	INA	INA	IR	IR	IR	IR	IR	2/0/0/10
Manhertz, Chris	P	P	P	TE	P	P	P	P	TE	P	P	P	P	P	P	TE	TE	16/4/0/0
Mayo, David	WLB	WLB	P	WLB	P	P	P	P	P	P	P	P	P	P	P	P	P	16/3/0/0
McCaffrey, Christian	RB	RB	RB	RB	RB	RB	RB	RB	RB	RB	RB	RB	RB	RB	RB	RB	RB	16/16/0/0
Moore, DJ	P	P	P	P	P	P	WR	WR	WR	WR	WR	WR	WR	WR	WR	WR	WR	16/10/0/0
Moton, Taylor	LT	RT	RT	RT	RT	RT	RT	RT	RT	RT	RT	RT	RT	RT	RT	RT	RT	16/16/0/0
Munnerlyn, Captain	P	P	DB	P	P	P	P	P	DB	DB	P	P	DB	P	P	P	CB	16/5/0/0
Newhouse, Marshall				DNP	DNP	P	P	P	P	P	P	P	P	P	LT	P	P	11/2/2/0
Nacua, Kai													ps	ps	ps	ps	ps	0/0/0/0

Carolina Panthers - Participation Chart - PAGE 2

INA = Inactive

ps = Practice Squad

GP = Games Played

psi = Practice Squad Injured

GS = Games Started

PUP = physically unable to perform

DNP = Did Not Play

EXE = roster exemption

IR = Injured Reserve

SUS = suspended

	DALLAS	Atlanta	CINCINNATI	NEW YORK GIANTS	Washington	Philadelphia	BALTIMORE	TAMPA BAY	Pittsburgh	Detroit	SEATTLE	Tampa Bay	Cleveland	NEW ORLEANS	ATLANTA	New Orleans	Totals
																	GP/GS/DNP/INA
Newton, Cam	QB	QB	QB	QB	QB	QB	QB	QB	QB	QB	QB	QB	QB	QB	INA	INA	14/14/0/2
Norris, Jared	P	P	P	INA	IR	IR	IR	IR	IR	IR	IR	IR	IR	IR	IR	IR	3/0/0/1
Norton, Kendrick		ps	ps	ps	ps	ps	ps	ps	ps	ps	ps	ps	ps				0/0/0/0
Obada, Efe	INA	INA	P	P	P	P	P	P	P	INA	INA	P	P	INA	P	P	10/0/0/6
Olsen, Greg	TE	INA	INA	INA	TE	TE	TE	TE	TE	TE	TE	TE	IR	IR	IR	IR	9/9/0/3
Palardy, Michael	P	P	P	P	P	P	P	P	P	P	P	P	P	P	P	P	16/0/0/0
Parms, Damian	IR	IR	IR	IR	IR	IR	IR	IR	IR	IR	IR	IR	IR	IR	IR	IR	0/0/0/0
Peppers, Julius	P	P	P	DE	DE	DE	DE	DE	DE	DE	DE	P	P	P	P	P	16/8/0/0
Poe, Dontari	DT	DT	DT	DT	DT	DT	DT	DT	DT	DT	DT	DT	DT	DT	DT	DT	16/16/0/0
Qualls, Elijah															ps	ps	0/0/0/0
Reid, Eric				SS	SS	SS	SS	SS	SS	SS	SS	SS	SS	SS	SS	SS	13/13/0/0
Robinson, Corey	P	P	DNP														2/0/1/0
Ross, Fred	IR	IR	IR														0/0/0/0
Samuel, Curtis	INA	INA	INA	P	P	P	WR	WR	P	P	WR	WR	WR	WR	WR	WR	13/8/0/3
Searcy, DaNorris	SS	SS	IR	IR	IR	IR	IR	IR	IR	IR	IR	IR	IR	IR	IR	IR	2/2/0/0
Seymour, Kevon	IR	IR	IR	IR	IR	IR	IR	IR	IR	IR	IR	IR	IR	IR	IR	IR	0/0/0/0
Short, Kawann	DT	DT	DT	DT	DT	DT	DT	DT	DT	DT	DT	DT	DT	DT	INA	INA	14/14/0/2
Silatolu, Amini	P	P	P	P	P	INA	INA	INA	P	INA	INA	INA	IR	IR	IR	IR	6/0/0/6
Silberman, Ian													ps	ps	ps	ps	
Smith, Andre	INA	INA	INA	P	INA	INA	INA	INA	INA	INA	INA	INA	INA	INA	P	P	3/0/0/13
Smith, Torrey	WR	WR	WR	P	WR	WR	INA	INA	INA	INA	WR	P	P	DNP	P	P	11/6/1/4
Southward, Dezmen	ps			ps	ps	ps	ps										0/0/0/0
Thomas, Ian	P	TE	TE	TE	P	P	P	P	P	P	P	P	TE	TE	P	TE	16/6/0/0
Thompson, Shaq	SLB	SLB	SLB	SLB	SLB	SLB	SLB	P	P	SLB	SLB	P	SLB	SLB	IR	IR	14/11/0/0
Thornton, Josh												ps					0/0/0/0
Turner, Landon															ps	ps	0/0/0/0
Turner, Trai	RG	INA	INA	RG	RG	RG	RG	RG	RG	RG	RG	RG	RG	RG	RG	INA	13/13/0/3
Van Roten, Greg	LG	LG	LG	LG	LG	LG	LG	LG	LG	LG	LG	LG	LG	LG	LG	LG	16/16/0/0
Vander Laan, Jason	ps	ps	ps	ps	ps	ps	ps	ps	ps	ps	ps	ps	ps	ps	ps	ps	0/0/0/0
White, DeAndrew		ps	ps										ps	ps	ps	ps	0/0/0/0
Whittaker, Fozzy	IR	IR	IR	IR	IR	IR	IR	IR	IR	IR	IR	IR	IR	IR	IR	IR	0/0/0/0
Williams, Antwione															ps	ps	0/0/0/0
Williams, Daryl	RT	IR	IR	IR	IR	IR	IR	IR	IR	IR	IR	IR	IR	IR	IR	IR	1/1/0/0
Wright, Jarius	WR	P	WR	P	WR	WR	P	P	P	WR	P	P	P	WR	P	P	16/6/0/0



2018 SEASON SCORING PLAYS - CAROLINA PANTHERS

Date	Opponent	Scoring Play	Yards	Quarter	Conversion
9/9/18	DALLAS	C. Newton run	4	2	G. Gano kick
(W, 16-8)		G. Gano Field Goal	27	2	
		A. Armah run	1	4	Conversion failed
9/16/18	at Atlanta	G. Gano Field Goal	54	1	
(L, 24-31)		J. Wright pass from C. Newton	5	2	G. Gano kick
		T. Smith pass from C. Newton	3	4	G. Gano kick
		D. Moore pass from C. Newton	51	4	G. Gano kick
9/23/18	CINCINNATI	C. Newton run	2	1	G. Gano kick
(W, 31-21)		D. Funchess pass from C. Newton	4	2	G. Gano kick
		C. Anderson pass from C. Newton	24	2	G. Gano kick
		C. Newton run	5	3	G. Gano kick
		G. Gano Field Goal	40	4	
10/7/18	NEW YORK GIANTS	C. Samuel pass from C. Newton	25	1	G. Gano kick
(W, 33-31)		C. Jones fumble recovery	0	2	G. Gano kick
		G. Gano Field Goal	47	2	
		G. Gano Field Goal	47	2	
		C. McCaffrey pass from C. Newton	18	4	G. Gano kick
		G. Gano Field Goal	39	4	
		G. Gano Field Goal	63	4	
10/14/18	at Washington	D. Funchess pass from C. Newton	23	2	G. Gano kick failed
(L, 23-17)		G. Gano Field Goal	32	3	
		T. Smith pass from C. Newton	3	4	C. Newton pass to T. Smith
10/21/18	at Philadelphia	C. Samuel run	14	4	G. Gano kick failed
(W, 21-17)		D. Funchess pass from C. Newton	18	4	C. Newton pass to J. Wright
		G. Olsen pass from C. Newton	1	4	G. Gano kick
10/28/18	BALTIMORE	C. McCaffrey run	11	1	G. Gano kick
(W, 36-21)		G. Olsen pass from C. Newton	11	2	G. Gano kick
		C. McCaffrey pass from C. Newton	6	2	G. Gano kick
		G. Gano Field Goal	54	2	
		G. Gano Field Goal	44	3	
		C. Newton run	12	4	Conversion failed
		G. Gano Field Goal	30	4	



11/4/18	TAMPA BAY	A. Armah	1	1	G. Gano kick
(W, 42-28)		C. McCaffrey run	3	1	G. Gano kick
		C. Samuel run	33	2	G. Gano kick
		C. McCaffrey run	1	2	G. Gano kick
		G. Olsen pass from C. Newton	17	2	G. Gano kick
		C. Samuel pass from C. Newton	19	4	G. Gano kick
11/8/18	at Pittsburgh	C. McCaffrey pass from C. Newton	20	1	G. Gano kick
(L, 52-21)		C. McCaffrey pass from C. Newton	25	2	G. Gano kick
		C. McCaffrey run	1	4	G. Gano kick
11/18/18	at Detroit	G. Olsen pass from C. Newton	1	1	G. Gano kick
(L, 20-19)		C. Samuel pass from C. Newton	12	4	Kick failed
		D. Moore pass from C. Newton	8	4	Conversion failed
11/25/18	SEATTLE	G. Gano Field Goal	26	1	
(L, 30-27)		C. Samuel pass from C. Newton	7	2	G. Gano kick
		G. Gano Field Goal	25	2	
		C. McCaffrey run	1	3	G. Gano kick
		C. McCaffrey pass from C. Newton	2	4	G. Gano kick
12/2/18	at Tampa Bay	C. McCaffrey pass from C. Newton	8	1	G. Gano kick
(L, 24-17)		G. Gano Field Goal	37	3	
		D. Funchess pass from C. Newton	10	3	G. Gano kick
12/9/18	at Cleveland	C. McCaffrey run	4	1	C. Catanzaro kick
(L, 26-20)		C. McCaffrey run	1	2	C. Catanzaro kick
		C. Catanzaro Field Goal	30	2	
		C. Catanzaro Field Goal	34	3	
12/17/18	NEW ORLEANS	C. Manhertz pass from C. McCaffrey	50	1	C. Catanzaro kick
(L, 12-9)		D. Jackson defensive two point conversion	-	4	
12/23/18	ATLANTA	I. Thomas pass from T. Heinicke	1	1	C. Catanzaro kick
(L, 24-10)		C. Catanzaro Field Goal	50	2	
12/30/18	at New Orleans	K. Allen run	1	1	C. Catanzaro kick
(W, 33-14)		C. Artis-Payne run	15	1	Kick failed
		I. Thomas pass from K. Allen	8	2	C. Catanzaro kick
		C. Catanzaro Field Goal	22	2	
		C. Samuel pass from K. Allen	53	3	C. Catanzaro kick
		C. Catanzaro Field Goal	51	4	



2018 SEASON SCORING PLAYS - OPPONENTS

Date	Opponent	Scoring Play	Yards	Quarter	Conversion
9/9/18	DALLAS	E. Elliott run	4	4	D. Prescott run
(W, 16-8)					
9/16/18	at Atlanta	M. Bryant Field Goal	44	1	
(L, 24-31)		C. Ridley pass from M.Ryan	11	2	M. Bryant kick
		A. Hooper pass from M.Ryan	8	2	M. Bryant kick
		M. Ryan run	1	3	M. Bryant kick
		M. Ryan run	8	4	M. Bryant kick
9/23/18	CINCINNATI	G. Bernard run	1	1	R. Bullock kick
(W, 31-21)		C. Uzomah pass from A. Dalton	1	2	R. Bullock kick
		T. Boyd pass from A. Dalton	27	3	R. Bullock kick
10/7/18	NEW YORK GIANTS	A. Rosas Field Goal	42	1	
(W, 33-31)		S. Barkley pass from E. Manning	57	2	A. Rosas kick
		A. Rosas Field Goal	53	2	
		A. Rosas Field Goal	36	3	
		O. Beckham pass from E. Manning	33	4	E. Manning pass to R. Ellison
		S. Barkley pass from E. Manning	15	4	A. Rosas kick
10/14/18	at Washington	V. Davis pass from A. Smith	22	1	D. Hopkins kick
(L, 23-17)		P. Richardson pass from A. Smith	2	1	D. Hopkins kick
		D. Hopkins Field Goal	49	2	
		D. Hopkins Field Goal	56	4	
		D. Hopkins Field Goal	29	4	
10/21/18	at Philadelphia	A. Jeffrey pass from C. Wentz	11	2	J. Elliott kick
(W, 21-17)		J. Elliott Field Goal	46	2	
		D. Goedert pass from C. Wentz	1	3	J. Elliott kick
10/28/18	BALTIMORE	A. Collins run	14	1	J. Tucker Kick
(W, 36-21)		J. Allen pass from J. Flacco	9	3	J. Tucker kick
		H. Hurst pass from L. Jackson	4	4	J. Tucker kick
11/4/18	TAMPA BAY	O. Howard pass from R. Fitzpatrick	4	2	C. Catanzaro kick
(W, 42-28)		O. Howard pass from R. Fitzpatrick	3	2	C. Catanzaro kick



		A. Humphries pass from R. Fitzpatrick	5	3	C. Catanzaro kick
		A. Humphries pass from R. Fitzpatrick	30	4	C. Catanzaro kick
11/8/18	at Pittsburgh	J. Smith-Schuster pass from B. Roethlisberger	75	1	C. Boswell kick
L, (52-21)		V. Williams interception return	17	1	C. Boswell kick
		J. Conner run	2	1	C. Boswell kick
		C. Boswell Field Goal	50	2	
		A. Brown pass from B. Roethlisberger	53	2	C. Boswell kick
		V. McDonald pass from B. Roethlisberger	12	3	C. Boswell kick
		J. James pass from B. Roethlisberger	8	3	C. Boswell kick
		J. Samuels pass from B. Roethlisberger	6	4	C. Boswell kick
11/18/18	at Detroit	K. Johnson run	8	1	M. Prater kick
L, (20-19)		M. Prater Field Goal	54	2	
		M. Prater Field Goal	32	3	
		K. Golladay pass from M. Stafford	19	4	M. Prater kick
11/25/18	SEATTLE	S. Janikowski Field goal	33	2	
L, (30-27)		C. Carson run	1	2	S. Janikowski kick
		T. Lockett pass from R. Wilson	12	3	S. Janikowski kick
		S. Janikowski Field goal	30	4	
		D. Moore pass from R. Wilson	35	4	S. Janikowski kick
		S. Janikowski Field goal	31	4	
12/2/18	at Tampa Bay	A. Humphries pass from J. Winston	3	1	C. Santos kick
L, (24-17)		C. Santos Field Goal	35	1	
		C. Godwin pass from J. Winston	13	2	C. Santos kick
		P. Barber run	1	3	C. Santos kick
12/9/18	at Cleveland	J. Landry run	3	1	G. Joseph kick
(L, 26-20)		J. Landry pass from B. Mayfield	51	2	G. Joseph kick
		G. Joseph Field Goal	49	2	
		N. Chubb Run	4	4	PAT failed
		G. Joseph Field Goal	41	4	
12/17/18	NEW ORLEANS	W. Lutz Field Goal	46	1	
(L, 12-9)		W. Lutz Field Goal	24	2	
		A. Kamara run	16	4	Conversion failed
12/23/18	ATLANTA	J. Jones pass from M. Ryan	1	1	M. Bryant kick



(L, 24-10)		M. Bryant Field Goal	39	2	
		C. Ridley pass from M. Ryan	75	3	M. Bryant kick
		M. Sanu pass from M. Ryan	44	3	M. Bryant kick
12/30/18	at New Orleans	T. Smith pass from T. Bridgewater	9	4	W. Lutz kick
		T. Hill run	9	4	W. Lutz kick



2018 BIG PASS PLAYS (20+ yards)

Date	W/L	Opponent	Panthers Big Play	Yards	Opponent Big Play	Yards
9/9/18	W	DALLAS	none		none	
9/16/18	L	at Atlanta	C. Newton to T. Smith	26	M. Ryan to C. Ridley	22
			C. Newton to D. Funchess	27	M. Ryan to M. Hall	30
			C. Newton to J. Wright	22	M. Ryan to J. Jones	30
			C. Newton to D. Moore	51	M. Ryan to C. Ridley	22
					M. Ryan to A. Hooper	30
9/23/18	W	CINCINNATI	C. Newton to D. Funchess	27	A. Dalton to T. Boyd	49
			C. Newton to C. Anderson	24	A. Dalton to A. Green	31
			C. Newton to D. Funchess	20	A. Dalton to T. Boyd	27
					A. Dalton to T. Boyd	23
					A. Dalton to T. Boyd	23
					A. Dalton to T. Eifert	20
10/7/18	W	NEW YORK GIANTS	C. Newton to I. Thomas	27	O. Beckham to S. Barkley	57
			C. Newton to J. Wright	27	E. Manning to R. Shepard	40
			C. Newton to C. Samuel	25	E. Manning to O. Beckham	33
			C. Newton to D. Funchess	21	E. Manning to S. Shepard	28
			C. Newton to D. Moore	20	E. Manning to S. Shepard	26
			C. Newton to D. Moore	20	E. Manning to J. Davis	22
10/14/18	L	at Washington	C. Newton to D. Funchess	23	A. Smith to V. Davis	22
			C. Newton to D. Funchess	22	A. Smith to V. Davis	21
					A. Smith to P. Richardson	21
10/21/18	W	at Philadelphia	C. Newton to T. Smith	35	C. Wentz to A. Jeffery	29
			C. Newton to J. Wright	28	C. Wentz to Z. Ertz	27
			C. Newton to C. McCaffrey	22	C. Wentz to Z. Ertz	22
					C. Wentz to D. Goedert	21
					C. Wentz to A. Jeffery	20
10/28/18	W	BALTIMORE	C. Newton to D. Moore	33	L. Jackson pass to H. Hurst	26
11/4/18	W	TAMPA BAY	C. Newton to C. McCaffrey	32	R. Fitzpatrick to O. Howard	31
			C. Newton to G. Olsen	23	R. Fitzpatrick to A. Humphries	30
			C. Newton to D. Funchess	23	R. Fitzpatrick to C. Godwin	25
			C. Newton to C. McCaffrey	20	R. Fitzpatrick	20



			C. Newton to G. Olsen	20		
11/8/18	L	at Pittsburgh	C. Newton to C. McCaffrey	25	B. Roethlisberger to Smith-Schuster	75
			C. Newton to C. McCaffrey	20	B. Roethlisberger to A. Brown	53
					B. Roethlisberger to A. Brown	33
11/18/18	L	at Detroit	C. Newton to D. Moore	82	M. Stafford to K. Golladay	36
			C. Newton to C. McCaffrey	34	M. Stafford to B. Ellington	21
			C. Newton to D. Moore	29		
			C. Newton to D. Funchess	23		
			C. Newton to J. Wright	21		
11/25/18	L	SEATTLE	C. Newton to C. McCaffrey	38	R. Wilson to D. Moore	54
			C. Newton to D. Moore	28	R. Wilson to T. Lockett	43
			C. Newton to J. Wright	25	R. Wilson to D. Moore	35
			C. Newton to C. McCaffrey	23	R. Wilson to T. Madden	28
					R. Wilson to T. Lockett	27
12/2/18	L	at Tampa Bay	C. Newton to J. Wright	33	J. Winston to C. Godwin	48
			C. Newton to C. Samuel	31	J. Winston to M. Evans	20
			C. Newton to C. Samuel	24		
			C. Newton to I. Thomas	20		
12/9/18	L	at Cleveland	C. Newton to D. Moore	40	B. Mayfield to B. Perriman	66
			T. Heinicke to C. Samuel	33	B. Mayfield to J. Landry	51
			C. Newton to C. Samuel	25	B. Mayfield to D. Njoku	28
			C. Newton to J. Wright	24		
			C. Newton to C. McCaffrey	20		
12/17/18	L	NEW ORLEANS	C. McCaffrey to C. Manhertz	50	D. Brees to B. Watson	28
			C. Newton to C. McCaffrey	22	D. Breese to K. Kirkwood	21
12/23/18	L	ATLANTA	T. Heinicke to I. Thomas	27	M. Ryan to C. Ridley	75
			K. Allen to J. Wright	24	M. Ryan to M. Sanu	44
					M. Ryan to A. Hooper	32
12/30/18	W	at New Orleans	K. Allen to C. Samuel	53		
			K. Allen to D. Moore	38		
			G. Gilbert to I. Thomas	31		
			K. Allen to C. McCaffrey	22		
TOTAL			52	LONG 82	50	LONG 75



2018 BIG RUN PLAYS (10+ yards)



Date	W/L	Opponent	Panthers Big Play	Yards	Opponent Big Play	Yards
9/9/18	W	DALLAS	C. Newton	29	E. Elliott	17
			C. Newton	16	E. Elliott	16
			C. Newton	12		
			C. McCaffrey	13		
			C. McCaffrey	15		
9/16/18	L	at Atlanta	C. Anderson	22	T. Coleman	36
			C. Newton	10	T. Coleman	27
			C. Newton	10	I. Smith	13
			C. McCaffrey	11	I. Smith	18
			C. Newton	16	T. Coleman	19
9/23/18	W	CINCINNATI	C. McCaffrey	45	G. Bernard	23
			C. McCaffrey	19	G. Bernard	22
			C. McCaffrey	15	G. Bernard	12
			C. McCaffrey	13		
			C. McCaffrey	11		
			C. McCaffrey	11		
			C. McCaffrey	10		
			C. Newton	12		
10/7/18	W	NEW YORK GIANTS	C. McCaffrey	13	S. Barkley	30
			D. Moore	18	S. Barkley	20
			C. McCaffrey	14		
10/14/18	L	at Washington	D. Moore	18	A. Peterson	19
			C. Newton	15	A. Peterson	12
			C. Newton	13	A. Peterson	10
10/21/18	W	at Philadelphia	J. Wright	34	W. Smallwood	10
			C. McCaffrey	15		
			C. Newton	14		
			C. Samuel	14		
			C. Newton	12		
			C. Newton	12		
10/28/18	W	BALTIMORE	D. Moore	28	L. Jackson	17
			C. McCaffrey	16	A. Collins	15



			C. McCaffrey	12	A. Collins	14
			C. McCaffrey	12	J. Flacco	13
			C. Newton	12		
			C. McCaffrey	11		
			C. Newton	11		
11/4/18	W	TAMPA BAY	C. McCaffrey	35	P. Barber	18
			C. Samuel	33	J. Rodgers	15
			D. Moore	32	R. Fitzpatrick	10
			C. Newton	12		
11/8/18	L	at Pittsburgh	C. McCaffrey	21	B. Roethlisberger	18
			C. McCaffrey	13	J. Connor	15
			C. McCaffrey	12	J. Smith-Schuster	13
					J. Connor	13
					J. Connor	12
11/18/18	L	at Detroit	C. McCaffrey	10	K. Johnson	24
					K. Johnson	14
					K. Johnson	13
					K. Johnson	12
11/25/18	L	SEATTLE	C. McCaffrey	59	C. Carson	16
			C. McCaffrey	15	C. Carson	15
			C. Newton	26	C. Carson	12
			C. Samuel	25	M. Davis	10
			C. McCaffrey	15		
			C. Newton	12		
			C. Newton	10		
12/2/18	L	at Tampa Bay	C. McCaffrey	53	J. Winston	18
			C. McCaffrey	18	J. Winston	18
			C. Newton	15	P. Barber	17
			C. McCaffrey	13	P. Barber	10
			D. Moore	13		
			C. Newton	11		
			C. McCaffrey	10		



12/9/18	L	at Cleveland	C. McCaffrey	25	J. Landry	51
			C. Newton	11	N. Chubb	29
					N. Chubb	13
12/17/18	L	NEW ORLEANS	D. Moore	22	M. Ingram	22
					T. Hill	17
					A. Kamara	16
					A. Kamara	16
12/23/18	L	ATLANTA	T. Heinicke	19	B. Hill	60
			C. McCaffrey	13	M. Sanu	24
			T. Heinicke	11	B. Hill	24
					B. Hill	21
					T. Coleman	20
					T. Coleman	10
12/30/18	W	at New Orleans	C. Artis-Payne	15	D. Washington	28
			C. Artis-Payne	13	D. Washington	26
			K. Allen	10	D. Washington	19
					M. Ingram	16
					D. Washington	16
TOTAL			68	LONG 53	58	LONG 60



2018 TAKEAWAYS



Date	W/L	Opponent	Turnover	Qtr	Returned To	Drive Result
9/9	W	DALLAS	D. Prescott fumble recovered by C. Munnerlyn	4	DAL 14	End of Game
9/16	L	at Atlanta	M. Ryan intercepted by D. Jackson	3	CAR 2	Punt
9/9	W	CINCINNATI	A. Dalton intercepted by D. Jackson	1	CAR 33	Touchdown
			A. Dalton intercepted by E. Obada	3	CIN 26	Touchdown
			A. Dalton intercepted by D. Jackson	4	50	Field Goal
			A. Dalton intercepted by L. Kuechly	4	No return	End of Game
10/7	W	NEW YORK GIANTS	C. Jones recovered muffed punt	2	Touchdown	Touchdown
			E. Manning intercepted by M. Adams	3	CAR 32	Touchdown
			E. Manning intercepted by M. Adams	4	CAR 45	Interception
10/14	L	at Washington	none			
10/21	W	at Philadelphia	C. Wentz fumble recovered by K. Love	4	CAR 22	End of Game
10/28	W	BALTIMORE	A. Collins fumble recovered by V. Butler	2	BLT 12	Touchdown
			J. Flacco intercepted by M. Adams	2	CAR 29	Field Goal
			J. Flacco intercepted by C. Munnerlyn	3	CAR 49	Field Goal
11/4	W	TAMPA BAY	R. Fitzpatrick intercepted by E. Reid	1	TB 39	Touchdown
			R. Fitzpatrick intercepted by D. Jackson	4	CAR 20	End of Game
11/8	L	at Pittsburgh	none			
11/18	L	at Detroit	none			
11/25	L	SEATTLE	none			
12/2	L	at Tampa Bay	P. Barber fumble recovered by L. Kuechly	2	CAR 0	Punt
12/9	L	at Cleveland	R. Higgins fumble recovered by T. Davis	1	CLV 17	Touchdown
			J. Landry fumble recovered by T. Davis	3	CLV 32	Punt
12/17	L	NEW ORLEANS	D. Brees intercepted by J. Bradberry	2	NO 42	Interception
			T. Lewis fumble out of endzone, touchback	4	CAR 20	Downs
12/23	L	ATLANTA	M. Ryan fumble recovered by K. Love	2	CAR 22	Field Goal
			B. Hill fumble recovered by J. Peppers	4	ATL 40	Downs
12/30	W	at New Orleans	T. Bridgewater intercepted by C. Jones	4	CAR 48	Downs



2018 GIVEAWAYS

Date	W/L	Opponent	Turnover	Qtr	Returned To	Drive Result
9/9	W	DALLAS	C. McCaffrey fumble recovered by D. Ross	1	CAR 10	Punt
9/16	L	at Atlanta	C. Newton intercepted by R. Allen	4	ATL 47	Punt
9/23	W	CINCINNATI	none			
10/7	W	NEW YORK GIANTS	C. Newton intercepted by C. Riley	3	NYG 22	Interception
			C. Newton intercepted by J. Jenkins	4	CAR 34	Touchdown
10/14	L	at Washington	D. Moore fumble recovered by J. Sprinkle	1	CAR 22	Touchdown
			C. Newton intercepted by J. Norman	2	WAS 28	Punt
			D. Moore fumble recovered by M. Foster	2	WAS 33	Field Goal
10/21	W	at Philadelphia	none			
10/28	W	BALTIMORE	none			
11/4	W	TAMPA BAY	none			
11/8	L	At Pittsburgh	C. Newton intercepted by V. Williams	1	Touchdown	Touchdown
			C. Samuel fumble recovered by A.Chickillo	3	CAR 9	Touchdown
11/18	L	at Detroit	C. Newton intercepted by T. Walker	2	DET 47	Punt
11/25	L	SEATTLE	C. Newton intercepted by B. McDougald	3	SEA 0	Touchdown
12/2	L	at Tampa Bay	C. Newton intercepted by A. Adams	1	CAR 20	Field Goal
			C. Newton intercepted by J. Elliott	2	CAR 32	Touchdown
			C. Newton intercepted by A. Adams	4	TB 29	Punt
			C. Newton intercepted by A. Adams	4	TB 19	Punt
12/9	L	at Cleveland	C. Newton intercepted by D. Randall	4	CAR 48	Punt
12/17	L	NEW ORLEANS	C. Newton intercepted by E. Apple	2	NO 0	End of Half
			D. Moore fumble recovered by A. Klein	3	NO 16	Touchdown
12/23	L	ATLANTA	J. Wright fumble recovered by B. Poole	2	CAR 13	Fumble
			T. Heinicke intercepted by JA. Crawford	2	ATL 8	Punt
			T. Heinicke intercepted by B. Poole	3	ATL 19	Punt
			T. Heinicke intercepted by I. Oliver	4	ATL 0	End of Game



TURNOVER SUMMARY

Date	Opponent	CAR +/- Ratio	CAR Takes	Points off Takes	CAR Gives	Points off Gives	Points off TO Ratio
9/9	DALLAS	0	1 (1 FUM)	0	1 (1 FUM)	0	0
9/16	at Atlanta	0	1 (1 INT)	0	1 (1 INT)	0	0
9/23	CINCINNATI	+4	4 (4 INT)	17	0	0	+17
10/7	NEW YORK GIANTS	+1	3 (1 FUM, 2 INT)	14	2 (2 INT)	8	+6
10/14	at Washington	-3	0	0	3 (2 FUM, 1INT)	10	-10
10/21	at Philadelphia	+1	1 (1 FUM)	0	0	0	0
10/28	BALTIMORE	+3	3 (1 FUM, 2 INT)	13	0	0	+13
11/4	TAMPA BAY	+1	1 (1 INT)	7	0	0	+7
11/8	at Pittsburgh	-2	0	0	2 (1 FUM, 1 INT)	14	-14
11/18	at Detroit	-1	0	0	1 (1 INT)	0	0
11/25	SEATTLE	-1	0	0	1 (1 INT)	7	-7
12/2	at Tampa Bay	-3	1 (1 FUM)	0	4 (4 INT)	7	-7
12/9	at Cleveland	+1	2 (2 FUM)	7	1 (1 INT)	0	+7
12/17	NEW ORLEANS	0	2 (1 FUM, 1 INT)	0	2 (1 FUM, 1 INT)	6	-6
12/23	ATLANTA	-2	2 (2 FUM)	3	4 (1 FUM, 3 INT)	0	+3
12/30	at New Orleans	+1	1 (1 INT)	0	0	0	0

Offense Giveaways	22	Opponents Points	55	7 TD	2 FG	5 XP	1 2PT
Defense Takeaways	23	Panthers Points	61	7 TD	4 FG	7 XP	0 2PT
Turnover Differential	+1	Net Points	+6				



2018 INSIDE THE 20 PRODUCTION - PANTHERS

Date/Opponent	Poss	TD	PAT	2PT	FG	Missed FG	INT	Fumble	Downs	Half	Game	Points	TD %	Score %	Pts/ Poss.
9/9 vs. DALLAS	5	2	1	0	1	0	0	1	0	0	1	16	40.0	60.0	3.2
9/16 at Atlanta	2	2	2	0	0	0	0	0	0	0	0	14	100.0	100.0	7.0
9/23 vs. CINCINNATI	3	3	3	0	0	0	0	0	0	0	0	21	100.0	100.0	7.0
10/7 vs. NEW YORK GIANTS	3	1	1	0	1	0	1	0	0	0	0	10	33.0	66.0	3.3
10/14 at Washington	3	1	0	1	1	0	0	0	1	0	0	11	33.0	66.0	3.7
10/21 at Philadelphia	3	3	1	1	0	0	0	0	0	0	0	21	100.0	100.0	7.0
10/28 BALTIMORE	5	4	3	0	1	0	0	0	0	0	0	30	80.0	100.0	6.0
11/4 TAMPA BAY	5	5	5	0	0	0	0	0	0	0	0	35	100.0	100.0	7.0
11/8 Pittsburgh	1	1	1	0	0	0	0	0	0	0	0	7	100.0	100.0	7.0
11/18 at Detroit	4	3	1	0	0	1	0	0	0	0	0	19	75.0	75.0	4.8
11/25 SEATTLE	7	3	3	0	2	0	1	0	1	0	0	27	42.9	71.4	3.9
12/2 at Tampa Bay	3	2	2	0	1	0	0	0	0	0	0	17	66.7	100.0	5.7
12/9 at Cleveland	5	2	2	0	2	0	0	0	1	0	0	20	40.0	80.0	4.0
12/17 NEW ORLEANS	1	0	0	0	0	0	1	0	0	0	0	0	0.0	0.0	0.0
12/23 ATLANTA	4	1	1	0	0	0	2	0	1	0	0	7	25.0	25.0	1.8
12/30 at New Orleans	4	3	2	0	1	0	0	0	0	0	0	23	75.0	100.0	5.8
Totals	58	36	28	2	10	1	5	1	4	0	1	278	62.1	79.3	4.8

2018 INSIDE THE 20 PRODUCTION - OPPONENTS

Date/Opponent	Poss	TD	PAT	2PT	FG	Missed FG	INT	Fumble	Downs	Half	Game	Points	TD %	Score %	Pts/ Poss.
9/9 DALLAS	1	1	0	1	0	0	0	0	0	0	0	8	100.0	100.0	8.0
9/16 at Atlanta	4	4	4	0	0	0	0	0	0	0	0	28	100.0	100.0	7.0
9/23 CINCINNATI	2	2	2	0	0	0	0	0	0	0	0	14	100.0	100.0	7.0
10/7 vs. NEW YORK GIANTS	2	1	1	0	1	0	0	0	0	0	0	10	50.0	100.0	5.0
10/14 at Washington	2	1	1	0	1	0	0	0	0	0	0	10	50.0	100.0	5.0
10/21 at Philadelphia	4	2	2	0	0	1	0	1	0	0	0	17	50.0	50.0	4.3
10/28 BALTIMORE	2	2	2	0	0	0	0	0	0	0	0	14	100.0	100.0	7.0
11/4 TAMPA BAY	3	3	3	0	0	0	0	0	0	0	0	28	100.0	100.0	7.0
11/8 at Pittsburgh	4	4	4	0	0	0	0	0	0	0	0	28	100.0	100.0	7.0
11/18 at Detroit	3	2	2	0	1	0	0	0	0	0	0	17	66.7	100.0	5.7
11/25 SEATTLE	5	2	2	0	3	0	0	0	0	0	0	23	40.0	100.0	4.6
12/2 at Tampa Bay	5	3	3	0	1	0	0	1	0	0	0	24	60.0	80.0	4.8
12/9 at Cleveland	2	2	1	0	0	0	0	0	0	0	0	13	100.0	100.0	6.5
12/17 NEW ORLEANS	3	1	0	0	1	0	0	1	0	0	0	9	33.3	66.7	3.0
12/23 ATLANTA	2	1	1	0	0	0	0	1	0	0	0	7	50.0	50.0	3.5
12/30 at New Orleans	3	2	2	0	0	0	0	0	1	0	0	14	66.7	66.7	4.7
Totals	47	33	31	1	8	1	0	4	1	0	0	254	70.2	87.2	5.4



2018 BALL POSSESSION AND DRIVE CHART

Dallas Cowboys at Carolina Panthers (09/09/18)

Dallas (29:24) AVERAGE - DAL 21

NO	BEGIN	POSS	PLAYS	YDS	PEN	NET	LAST	RESULT
1	DAL 25	2:40	3	3	-15	-12	DAL 13	Punt
2	DAL 10	4:24	7	40	-5	35	DAL 45	Punt
3	DAL 14	1:43	3	0	0	0	DAL 14	Punt
4	DAL 25	1:43	3	-1	0	-1	DAL 24	Punt
5	DAL 17	2:58	5	19	0	19	DAL 36	Punt
6	DAL 25	0:03	1	-1	0	-1	DAL 25	End of Half
7	DAL 8	3:30	7	46	0	46	CAR 46	Punt
8	DAL 45	3:59	8	36	-10	26	CAR 29	Missed FG
9	DAL 25	5:21	10	65	10	75	CAR 4	Touchdown
10	DAL 21	2:39	8	31	0	31	CAR 48	Downs
11	DAL 20	0:24	3	-6	0	-6	DAL 23	Fumble

CAROLINA (30:36) AVERAGE - CAR 38

BEGIN	POSS	PLAYS	YDS	PEN	NET	LAST	RESULT
CAR 32	5:44	9	58	5	63	DAL 5	Fumble
CAR 18	3:11	7	45	-10	35	DAL 47	Punt
DAL 35	3:28	7	35	0	35	DAL 4	Touchdown
CAR 30	1:25	3	8	-5	3	CAR 33	Punt
CAR 38	2:41	11	63	-10	53	DAL 9	Field Goal
CAR 25	3:14	5	12	5	17	CAR 42	Punt
CAR 15	1:40	3	5	0	5	CAR 20	Punt
CAR 37	3:25	6	58	5	63	DAL 1	Touchdown
CAR 25	3:59	5	15	-15	0	CAR 25	Punt
CAR 48	0:22	3	0	0	0	CAR 48	Punt
DAL 14	1:27	3	-6	-5	-11	DAL 22	End of Game

Carolina Panthers at Atlanta Falcons (09/16/18)

Carolina (30:18) AVERAGE - CAR 20

NO	BEGIN	POSS	PLAYS	YDS	PEN	NET	LAST	RESULT
1	CAR 25	3:24	7	39	0	39	ATL 36	Field Goal
2	CAR 25	2:31	3	-5	-5	-10	CAR 15	Punt
3	CAR 30	6:28	13	75	-5	70	ATL 5	Touchdown
4	CAR 25	2:28	5	12	-5	7	CAR 32	Punt
5	CAR 18	0:22	1	1	0	1	CAR 18	End of Half
6	CAR 2	1:27	3	8	0	8	CAR 10	Punt
7	CAR 25	3:50	6	38	-10	28	ATL 47	Punt
8	CAR 20	5:21	11	64	16	80	ATL 3	Touchdown
9	CAR 25	1:03	4	53	0	53	ATL 22	Interception
10	CAR 4	1:36	5	96	0	96	CAR 49	Touchdown
11	CAR 16	1:48	8	58	-5	53	ATL 31	End of Game

ATLANTA (29:42) AVERAGE - ATL 26

BEGIN	POSS	PLAYS	YDS	PEN	NET	LAST	RESULT
ATL 17	5:55	10	57	0	57	CAR 26	Field Goal
ATL 25	3:00	6	11	0	11	ATL 36	Punt
ATL 25	4:39	9	61	14	75	CAR 11	Touchdown
ATL 15	1:13	7	85	0	85	CAR 8	Touchdown
ATL 31	0:44	2	30	0	30	CAR 39	Interception
ATL 42	3:26	7	58	0	58	CAR 1	Touchdown
ATL 10	3:49	7	48	0	58	CAR 42	Punt
ATL 25	4:06	7	70	5	75	CAR 8	Touchdown
ATL 47	2:18	3	5	0	5	CAR 48	Punt
ATL 25	0:32	3	9	0	9	CAR 48	Punt

Cincinnati Bengals at Carolina Panthers (09/23/18)

Cincinnati (26:05) AVERAGE - CIN 23

NO	BEGIN	POSS	PLAYS	YDS	PEN	NET	LAST	RESULT
1	CIN 25	6:03	11	73	2	75	CAR 1	Touchdown
2	CIN 25	1:07	4	24	0	24	CIN 49	Interception
3	CIN 25	5:04	12	75	0	75	CAR 1	Touchdown
4	CIN 25	1:38	6	25	0	25	50	Punt
5	CIN 25	2:10	4	17	0	17	CIN 42	Punt
6	CIN 11	1:10	2	18	-5	13	CIN 24	Interception
7	CIN 25	2:41	5	75	0	75	CAR 27	Touchdown
8	CIN 41	1:32	3	3	0	3	CIN 44	Punt
9	CIN 14	2:41	7	61	-10	51	CAR 35	Missed FG
10	CIN 17	0:48	2	-10	0	-10	CIN 7	Interception
11	CIN 25	1:11	6	35	0	35	CAR 40	Interception

CAROLINA (33:55) AVERAGE - CAR 31

BEGIN	POSS	PLAYS	YDS	PEN	NET	LAST	RESULT
CAR 25	1:17	3	8	0	8	CAR 25	Punt
CAR 25	4:38	9	75	0	75	CIN 2	Touchdown
CAR 33	4:52	9	67	0	67	CIN 4	Touchdown
CAR 25	4:12	7	75	0	75	CIN 24	Touchdown
CAR 2	1:09	3	3	0	3	CAR 6	End of Half
CAR 24	2:13	5	31	0	31	CIN 45	Punt
CIN 26	3:53	6	20	6	26	CIN 5	Touchdown
CAR 25	2:56	7	19	15	34	CIN 41	Downs
CAR 10	3:30	6	26	0	26	CAR 36	Punt
CAR 43	2:53	5	25	-15	10	CIN 47	Punt
50	2:22	7	28	0	28	CIN 22	Field Goal



2018 BALL POSSESSION AND DRIVE CHART

New York Giants at Carolina Panthers (09/23/18)

New York Giants (24:33) AVERAGE - NYG 31

NO	BEGIN	POSS	PLAYS	YDS	PEN	NET	LAST	RESULT
1	NYG 27	2:04	5	13	0	13	NYG 40	Punt
2	CAR 39	2:57	6	21	-5	16	CAR 23	Field Goal
3	NYG 25	3:53	7	36	0	36	CAR 39	Downs
4	NYG 28	0:58	3	4	0	4	NYG 32	Punt
5	NYG 25	2:07	4	80	-5	75	NYG 43	Touchdown
6	NYG 25	2:16	7	40	0	40	CAR 35	Field Goal
7	NYG 7	5:36	13	75	0	75	CAR 18	Field Goal
8	NYG 22	2:04	4	53	0	53	CAR 25	Interception
9	NYG 25	0:44	2	1	0	1	NYG 26	Interception
10	CAR 34	0:45	2	34	0	34	CAR 33	Touchdown
11	NYG 25	1:08	4	75	0	75	CAR 15	Touchdown
12		0:01	0	0	0	0		End of Game

CAROLINA (35:27) AVERAGE - CAR 28

BEGIN	POSS	PLAYS	YDS	PEN	NET	LAST	RESULT
CAR 6	2:35	3	0	-7	0	CAR 6	Punt
CAR 25	2:46	5	75	0	75	NYG 25	Touchdown
CAR 39	1:39	3	8	0	8	CAR 47	Punt
CAR 20	4:24	7	51	0	51	NYG 29	Field Goal
CAR 40	4:01	8	31	0	31	NYG 29	Field Goal
CAR 25	0:20	1	-1	0	-1	CAR 25	End of Half
CAR 25	1:50	3	6	0	6	CAR 31	Punt
CAR 25	4:00	9	34	15	49	NYG 26	Interception
CAR 32	5:09	9	53	15	68	NYG 18	Touchdown
NYG 45	1:44	3	2	0	2	NYG 43	Interception
CAR 25	5:52	12	54	0	54	NYG 21	Field Goal
CAR 25	1:07	8	30	0	30	NYG 45	Field Goal

Carolina Panthers at Washington Redskins (10/14/18)

Carolina (24:36) AVERAGE - CAR 20

NO	BEGIN	POSS	PLAYS	YDS	PEN	NET	LAST	RESULT
1	CAR 25	3:25	5	22	0	22	CAR 47	Punt
2	CAR 25	1:04	3	-1	0	-1	CAR 24	Punt
3	CAR 18	3:56	7	29	0	29	CAR 47	Interception
4	CAR 24	0:40	2	39	0	39	CAR 46	Fumble
5	CAR 25	2:25	7	75	0	75	WAS 23	Touchdown
6	CAR 3	0:28	3	2	-2	0	CAR 3	Punt
7	CAR 3	0:17	1	-1	0	-1	CAR 3	End of Half
8	CAR 39	5:32	11	42	5	47	WAS 14	Field Goal
9	CAR 25	4:08	9	75	0	75	WAS 3	Touchdown
10	CAR 16	2:41	12	68	0	68	WAS 16	Downs
11								

WASHINGTON (35:24) AVERAGE - WAS 34

BEGIN	POSS	PLAYS	YDS	PEN	NET	LAST	RESULT
WAS 20	1:09	3	8	0	8	WAS 28	Punt
CAR 22	0:06	1	22	0	22	CAR 22	Touchdown
WAS 36	6:14	12	59	5	64	CAR 2	Touchdown
WAS 28	2:02	3	9	-10	-1	WAS 27	Punt
WAS 33	5:54	10	36	0	36	CAR 31	Field Goal
WAS 25	1:41	6	31	0	31	CAR 44	Punt
CAR 33	0:39	3	4	-10	-6	CAR 39	Punt
WAS 31	4:20	9	31	0	31	CAR 38	Downs
WAS 20	7:28	12	42	0	42	CAR 38	Field Goal
WAS 25	5:17	10	49	15	64	CAR 11	Field Goal
WAS 8	0:34	1	-1	0	-1	WAS 8	End of Game

Carolina Panthers at Philadelphia Eagles (10/21/18)

Carolina (24:43) AVERAGE - CAR 26

NO	BEGIN	POSS	PLAYS	YDS	PEN	NET	LAST	RESULT
1	CAR 41	2:15	5	15	0	15	PHI 44	Punt
2	CAR 26	2:23	5	7	0	7	CAR 33	Punt
3	CAR 35	1:42	3	7	0	7	CAR 42	Punt
4	CAR 25	4:26	6	54	-10	44	PHI 31	Punt
5	CAR 24	4:59	10	53	-20	33	PHI 43	Punt
6	CAR 20	4:58	11	80	0	80	PHI 14	Touchdown
7	CAR 13	2:44	7	87	0	87	PHI 18	Touchdown
8	CAR 31	0:55	10	69	0	69	PHI 1	Touchdown
9	CAR 22	0:21	1	-1	0	-1	CAR 22	End of Game

PHILADELPHIA (35:17) AVERAGE - PHI 20

BEGIN	POSS	PLAYS	YDS	PEN	NET	LAST	RESULT
PHI 25	1:38	3	-10	0	-10	PHI 15	Punt
PHI 20	8:21	15	77	-15	62	CAR 18	Missed FG
PHI 26	3:44	7	74	0	47	CAR 11	Touchdown
PHI 12	3:21	6	65	-5	60	CAR 28	Field Goal
PHI 4	2:10	6	16	-10	6	PHI 14	End of Half
PHI 6	9:22	17	99	-5	94	CAR 1	Touchdown
PHI 30	3:49	6	22	0	22	CAR 48	Punt
PHI 25	1:51	3	0	0	0	PHI 25	Punt
PHI 30	1:01	4	0	48	44	CAR 14	Fumble

Baltimore Ravens at Carolina Panthers (10/28/18)

Baltimore (25:59) AVERAGE - BLT 23

NO	BEGIN	POSS	PLAYS	YDS	PEN	NET	LAST	RESULT
1	BLT 25	7:10	11	80	-5	75	CAR 14	Touchdown
2	BLT 1	1:41	3	9	-5	4	BLT 5	Punt
3	BLT 25	0:43	2	-5	0	-5	BLT 31	Fumble
4	BLT 25	3:37	6	31	0	31	CAR 44	Punt
5	BLT 25	2:53	10	30	-15	15	BLT 40	Interception
6	BLT 35	1:28	6	19	0	19	CAR 46	Downs
7	BLT 8	2:30	6	28	0	28	BLT 36	Interception
8	BLT 25	2:48	10	75	0	75	CAR 9	Touchdown
9	BLT 25	1:01	3	-6	-5	-11	BLT 14	Punt
10	BLT 36	2:08	7	64	0	64	CAR 26	Touchdown

CAROLINA (34:01) AVERAGE - CAR 37

BEGIN	POSS	PLAYS	YDS	PEN	NET	LAST	RESULT
CAR 25	3:19	7	28	0	28	BLT 47	Punt
CAR 46	2:14	4	54	0	54	BLT 11	Touchdown
BLT 12	1:28	3	12	0	12	BLT 11	Touchdown
CAR 1	6:03	10	99	0	99	BLT 6	Touchdown
CAR 29	0:52	6	40	-5	35	BLT 36	Field Goal
CAR 25	3:13	6	17	-5	12	CAR 37	Punt
CAR 46	2:18	3	6	0	6	BLT 48	Punt
BLT 49	2:33	5	23	0	23	BLT 26	Field Goal
CAR 15	5:18	9	85	0	85	BLT 12	Touchdown
CAR 46	5:41	11	24	18	42	BLT 12	Field Goal
CAR 40	1:02	2	-2	0	-2	CAR 39	End of Game

Tampa Buccaneers at Carolina Panthers (11/4/18)

Tampa Bay (29:00) AVERAGE - TB 25

NO	BEGIN	POSS	PLAYS	YDS	PEN	NET	LAST	RESULT
1	TB 25	0:58	3	3	0	3	TB 28	Punt
2	TB 20	0:50	2	2	0	2	TB 22	Interception
3	TB 25	3:22	6	23	-5	18	TB 43	Punt
4	TB 25	3:59	8	60	15	75	CAR 4	Touchdown
5	TB 20	2:19	3	-14	0	-14	TB 6	Punt
6	TB 25	0:58	4	1	0	1	TB 26	Downs
7	TB 25	3:46	11	70	5	75	CAR 3	Touchdown
8	TB 29	1:35	3	-6	0	-6	TB 23	Punt
9	TB 16	4:31	10	65	19	84	CAR 5	Touchdown
10	TB 21	2:22	6	84	-5	79	CAR 30	Touchdown
11	TB 25	4:12	8	13	1	14	TB 39	Punt
12	TB 39	0:08	1	0	0	0	TB 39	Interception

CAROLINA (31:00) AVERAGE - CAR 35

BEGIN	POSS	PLAYS	YDS	PEN	NET	LAST	RESULT
CAR 32	1:29	3	8	0	8	CAR 40	Punt
TB 10	1:09	3	6	4	10	TB 1	Touchdown
CAR 12	3:58	8	88	0	88	TB 3	Touchdown
CAR 25	2:55	5	75	0	75	TB 33	Touchdown
TB 42	1:37	4	42	0	42	TB 1	Touchdown
TB 25	2:25	5	45	-20	25	TB 17	Touchdown
CAR 25	0:15	1	-1	0	-1	CAR 25	End of Half
CAR 25	1:32	3	-5	0	-5	CAR 20	Punt
CAR 31	2:08	3	5	0	5	CAR 36	Punt
CAR 25	3:28	6	38	1	39	TB 38	Downs
CAR 25	5:20	9	90	-15	75	TB 19	Touchdown
CAR 9	1:07	3	6	0	6	CAR 15	Punt
CAR 20	3:37	6	10	10	20	CAR 41	End of Game

Carolina Panthers at Pittsburgh Steelers (11/8/18)

Carolina (29:25) AVERAGE - CAR 25

NO	BEGIN	POSS	PLAYS	YDS	PEN	NET	LAST	RESULT
1	CAR 25	4:31	9	75	0	75	PIT 20	Touchdown
2	CAR 12	0:13	1	0	0	0	CAR 12	Interception
3	CAR 25	1:09	3	1	0	1	CAR 26	Punt
4	CAR 25	4:48	8	34	0	34	PIT 41	Punt
5	CAR 27	4:42	9	73	0	73	PIT 25	Touchdown
6	CAR 25	2:06	7	23	-5	18	CAR 43	Punt
7	CAR 30	2:12	3	-2	0	-2	CAR 28	Punt
8		0:08	0	0	0	0		Fumble
9	CAR 26	3:54	6	2	0	2	CAR 28	Punt
10	CAR 42	3:51	7	34	24	58	PIT 1	Touchdown
11	CAR 12	1:51	3	2	0	2	CAR 18	End of Game

PITTSBURGH (30:35) AVERAGE - PIT 30

BEGIN	POSS	PLAYS	YDS	PEN	NET	LAST	RESULT
PIT 25	0:11	1	75	0	75	PIT 25	Touchdown
PIT 39	4:21	8	61	0	61	CAR 2	Touchdown
PIT 8	5:01	9	60	0	60	CAR 32	Field Goal
PIT 25	1:56	4	75	0	75	PIT 47	Touchdown
PIT 11	1:02	4	25	0	25	PIT 37	End of Half
PIT 25	6:42	12	75	0	75	CAR 12	Touchdown
PIT 35	5:48	11	58	7	65	CAR 8	Touchdown
CAR 9	0:15	2	9	0	9	CAR 6	Touchdown
PIT 28	1:35	3	2	0	2	PIT 30	Punt
PIT 14	3:44	5	17	5	22	PIT 36	Punt

Carolina Panthers at Detroit Lions (11/18/18)

Carolina (28:20) AVERAGE - CAR 16

NO	BEGIN	POSS	PLAYS	YDS	PEN	NET	LAST	RESULT
1	CAR 10	5:33	10	90	0	90	DET 1	Touchdown
2	CAR 25	2:11	3	0	0	0	CAR 25	Punt
3	CAR 2	3:02	5	20	0	20	CAR 22	Punt
4	CAR 25	3:32	7	17	0	17	CAR 42	Punt
5	CAR 25	0:08	1	0	-5	-5	CAR 20	Interception
6	CAR 6	3:44	7	78	0	78	DET 16	Missed FG
7	CAR 13	3:15	6	13	0	13	CAR 26	Punt
8	CAR 8	4:33	10	92	0	92	DET 12	Touchdown
9	CAR 25	0:45	3	2	0	2	CAR 27	Punt
10	CAR 25	1:37	6	75	0	75	DET 8	Touchdown
11								

DETROIT (31:40) AVERAGE - DET 32

BEGIN	POSS	PLAYS	YDS	PEN	NET	LAST	RESULT
DET 28	6:51	12	72	0	72	CAR 8	Touchdown
DET 30	2:39	5	13	0	13	DET 43	Punt
DET 31	1:59	3	-4	0	-4	DET 27	Punt
DET 16	3:36	10	48	0	48	CAR 36	Field Goal
DET 47	0:29	3	0	0	0	DET 47	Punt
DET 25	2:05	4	32	0	32	CAR 43	Punt
DET 24	5:24	11	62	0	62	CAR 14	Field Goal
DET 48	1:36	4	12	-5	7	CAR 45	Punt
DET 25	4:10	9	75	0	75	CAR 19	Touchdown
DET 21	1:44	3	2	0	2	DET 23	Punt
CAR 44	1:07	2	-3	0	-3	CAR 46	End of Game

Seattle Seahawks at Carolina Panthers (11/25/18)

Seattle (30:26) AVERAGE - SEA 22

NO	BEGIN	POSS	PLAYS	YDS	PEN	NET	LAST	RESULT
1	SEA 25	2:03	3	-7	0	-7	SEA 18	Punt
2	SEA 4	1:43	4	19	0	19	SEA 23	Punt
3	SEA 25	4:30	12	65	-5	60	CAR 15	Field Goal
4	SEA 11	2:00	3	2	0	2	SEA 13	Punt
5	SEA 25	3:51	7	75	0	75	CAR 1	Touchdown
6	SEA 20	3:54	7	80	0	80	CAR 12	Touchdown
7	SEA 25	7:14	14	48	15	63	CAR 12	Field Goal
8	SEA 25	3:31	7	70	5	75	CAR 35	Touchdown
9	SEA 42	1:40	7	45	0	45	CAR 13	Field Goal

CAROLINA (29:34) AVERAGE - CAR 29

BEGIN	POSS	PLAYS	YDS	PEN	NET	LAST	RESULT
CAR 25	5:42	10	57	14	71	SEA 5	Downs
CAR 35	3:21	6	58	0	58	SEA 7	Field Goal
CAR 25	2:14	3	9	0	9	CAR 34	Punt
CAR 47	2:12	4	53	0	53	SEA 7	Touchdown
CAR 33	2:24	8	60	0	60	SEA 7	Field Goal
CAR 28	4:21	8	58	-4	54	SEA 18	Interception
CAR 25	5:04	8	64	11	75	SEA 1	Touchdown
CAR 25	2:30	5	75	0	75	SEA 2	Touchdown
CAR 21	1:46	8	45	0	45	SEA 34	Missed FG

Carolina Panthers at Tampa Bay Buccaneers (12/2/18)

Carolina (30:06) AVERAGE - CAR 21

NO	BEGIN	POSS	PLAYS	YDS	PEN	NET	LAST	RESULT
1	CAR 25	1:35	3	-6	0	-6	CAR 19	Interception
2	CAR 27	2:27	4	69	4	73	TB 8	Touchdown
3	CAR 20	2:40	5	26	0	26	CAR 46	Punt
4	CAR 20	2:56	3	13	-15	-2	CAR 18	Punt
5	CAR 25	3:09	7	50	0	50	TB 25	Interception
6	CAR 25	0:13	1	-1	0	-1	CAR 25	End of Half
7	CAR 25	4:02	9	66	-10	56	TB 19	Field Goal
8	CAR 8	4:59	10	92	0	92	TB 10	Touchdown
9	CAR 13	1:41	4	43	0	43	TB 44	Interception
10	CAR 20	3:33	7	43	5	48	TB 32	Interception
11	CAR 21	1:46	7	31	0	31	TB 48	Downs
12	CAR 26	1:05	6	18	5	23	CAR 49	End of Game

TAMPA BAY (29:54) AVERAGE - TB 35

BEGIN	POSS	PLAYS	YDS	PEN	NET	LAST	RESULT
TB 25	5:14	11	75	0	75	CAR 3	Touchdown
CAR 20	1:30	4	3	0	3	CAR 17	Field Goal
TB 25	2:31	4	11	0	11	TB 36	Punt
TB 20	4:12	7	79	0	79	CAR 4	Fumble
TB 23	2:41	4	-3	0	-3	TB 20	Punt
CAR 32	0:52	5	42	-10	32	CAR 13	Touchdown
TB 25	3:35	6	31	44	75	CAR 1	Touchdown
TB 25	5:00	9	51	-20	31	CAR 44	Punt
TB 29	1:59	4	18	0	18	TB 47	Punt
TB 19	1:04	3	5	0	5	TB 24	Punt
TB 48	1:16	3	3	-5	-2	TB 46	Punt

Carolina Panthers at Cleveland Browns (12/9/18)

Carolina (33:50) AVERAGE - CAR 37

NO	BEGIN	POSS	PLAYS	YDS	PEN	NET	LAST	RESULT
1	CAR 35	5:43	10	70	-5	65	CLV 4	Touchdown
2	CAR 25	5:01	8	34	-10	24	CAR 49	Punt
3	CLV 17	2:18	5	17	0	17	CLV 1	Touchdown
4	CLV 18	4:24	8	75	-5	70	CLV 12	Field Goal
5	CAR 25	0:59	6	60	0	60	CLV 48	End of Half
6	CLV 32	1:37	3	-3	-5	-8	CAR 40	Punt
7	CAR 46	4:26	10	63	-25	38	CLV 16	Field Goal
8	CAR 25	2:40	5	5	10	15	CAR 40	Punt
9	CAR 25	0:24	3	0	0	0	CAR 25	Punt
10	CAR 35	6:11	12	72	0	72	CLV 3	Downs
11	CAR 25	0:07	1	0	0	0	CAR 35	Interception

CLEVELAND (26:10) AVERAGE - CLV 25

BEGIN	POSS	PLAYS	YDS	PEN	NET	LAST	RESULT
CLV 25	1:36	3	72	3	75	CAR 3	Touchdown
CLV 14	1:09	2	7	-5	2	CLV 12	Fumble
CLV 25	5:46	8	85	-10	75	CLV 49	Touchdown
CLV 25	3:04	8	44	0	44	CAR 31	Field Goal
CLV 35	0:08	1	-3	0	-3	CLV 35	Fumble
CLV 11	1:38	3	-6	0	-6	CLV 5	Punt
CLV 25	2:55	3	20	-17	3	CLV 28	Punt
CLV 25	3:31	6	70	5	75	CAR 4	Touchdown
CLV 37	3:55	6	40	0	40	CAR 23	Field Goal
CLV 3	1:31	5	21	0	21	CLV 24	Punt
CAR 48	0:57	2	-2	0	-2	CAR 49	End of Game

New Orleans Saints at Carolina Panthers (12/17/18)

New Orleans (35:09) AVERAGE - NO 31

NO	BEGIN	POSS	PLAYS	YDS	PEN	NET	LAST	RESULT
1	NO 14	3:17	6	40	-10	30	NO 44	Punt
2	NO 49	1:46	5	23	0	23	CAR 28	Field Goal
3	NO 25	5:50	12	74	-5	69	CAR 6	Field Goal
4	NO 23	3:28	8	35	-15	20	NO 43	Punt
5	NO 49	0:22	2	4	0	4	CAR 47	Interception
6	NO 20	0:12	1	-1	0	-1	NO 20	End of Half
7	NO 25	2:25	5	14	0	14	NO 39	Punt
8	NO 24	3:54	6	13	10	23	NO 47	Punt
9	NO 16	6:13	11	66	18	84	CAR 16	Touchdown
10	NO 35	7:07	14	79	-15	64	CAR 5	Fumble
11	NO 39	0:35	1	-1	0	-1	CAR 39	End of Game

CAROLINA (24:51) AVERAGE - CAR 24

BEGIN	POSS	PLAYS	YDS	PEN	NET	LAST	RESULT
CAR 25	4:17	8	25	0	25	50	Punt
CAR 10	3:24	7	75	15	90	50	Touchdown
CAR 25	1:30	3	9	0	9	CAR 34	Punt
CAR 25	3:14	6	9	0	9	CAR 34	Punt
CAR 23	1:06	3	-5	0	-5	CAR 18	Punt
NO 42	1:34	6	29	0	29	NO 13	Interception
CAR 17	1:05	3	3	-5	-2	CAR 15	Punt
CAR 15	4:11	8	57	0	57	50	Fumble
CAR 26	3:21	6	26	-10	16	CAR 42	Punt
CAR 20	1:09	7	19	0	19	CAR 39	Downs

Atlanta Falcons at Carolina Panthers (12/23/18)

Atlanta (22:31) AVERAGE - ATL 26

NO	BEGIN	POSS	PLAYS	YDS	PEN	NET	LAST	RESULT
1	ATL 15	6:19	13	85	0	85	CAR 1	Touchdown
2	ATL 38	1:31	3	7	0	7	ATL 45	Punt
3	ATL 13	0:06	1	-6	0	-6	CAR 13	Fumble
4	ATL 25	2:09	6	40	15	55	CAR 20	Field Goal
5	ATL 8	0:21	3	9	0	9	ATL 17	Punt
6	ATL 25	0:09	1	75	0	75	ATL 25	Touchdown
7	ATL 15	1:35	4	14	0	14	ATL 29	Punt
8	ATL 15	4:06	7	80	5	85	CAR 44	Touchdown
9	ATL 19	1:35	4	27	-15	12	ATL 31	Punt
10	ATL 7	0:58	2	30	0	30	ATL 31	Fumble
11	ATL 41	2:17	3	7	0	7	ATL 48	Punt
12	ATL 20	1:25	2	59	0	59	CAR 20	End of Game

CAROLINA (37:29) AVERAGE - CAR 27

BEGIN	POSS	PLAYS	YDS	PEN	NET	LAST	RESULT
CAR 27	8:03	14	77	-4	73	ATL 1	Touchdown
CAR 11	0:52	3	4	0	4	CAR 15	Punt
CAR 6	0:07	1	3	0	3	CAR 6	Fumble
CAR 22	5:22	9	41	5	46	ATL 32	Field Goal
CAR 36	4:42	11	60	0	60	ATL 4	Interception
CAR 37	0:28	4	8	0	8	CAR 45	End of Half
CAR 37	1:14	3	3	-5	-2	CAR 35	Punt
CAR 20	3:20	5	43	-10	33	ATL 47	Punt
CAR 25	4:35	9	73	-20	53	ATL 22	Interception
CAR 33	4:57	11	66	-5	61	ATL 6	Downs
ALT 40	0:55	6	-1	0	-1	ATL 30	Downs
CAR 15	2:54	9	59	0	59	ATL 26	Interception

Carolina Panthers at New Orleans Saints (12/30/18)

Carolina (33:26) AVERAGE - CAR 25

NO	BEGIN	POSS	PLAYS	YDS	PEN	NET	LAST	RESULT
1	CAR 25	4:56	11	80	-5	75	NO1	Touchdown
2	CAR 11	4:51	9	50	39	89	NO 15	Touchdown
3	CAR 10	7:45	16	85	5	90	NO 8	Touchdown
4	CAR 30	1:28	7	36	30	66	NO 4	Field Goal
5	CAR 24	1:35	3	0	0	0	CAR 24	Punt
6	CAR 23	1:29	3	0	0	0	CAR 23	Punt
7	CAR 25	2:34	5	75	0	75	CAR 47	Touchdown
8	CAR 25	5:11	9	37	5	42	NO 33	Field Goal
9	CAR 48	1:38	4	9	0	9	NO 43	Downs
10	CAR 25	1:59	3	2	0	2	CAR 27	Punt

NEW ORLEANS (35:24) AVERAGE - N.O. 34

BEGIN	POSS	PLAYS	YDS	PEN	NET	LAST	RESULT
NO 25	3:06	5	38	-5	33	CAR 42	Punt
NO 25	7:22	13	65	0	65	CAR 10	Downs
NO 25	0:32	3	-8	5	-3	NO 22	Punt
NO 25	2:54	5	19	0	19	NO 44	Punt
NO 20	1:40	3	3	0	3	NO 23	Punt
NO 28	1:02	3	2	0	2	NO 30	Punt
NO 25	5:18	9	85	-10	75	CAR 9	Touchdown
NO 25	1:29	3	14	0	14	CAR 39	Interception
NO 43	1:23	4	57	0	57	CAR 9	Touchdown
NO 32	1:48	3	19	0	19	NO 47	End of Game



2018 PANTHERS BESTS

RUSHING YARDS				
184	Christian McCaffrey	28-184-0	CINCINNATI	9/23/18
125	Christian McCaffrey	17-125-1	SEATTLE	11/25/18
106	Christian McCaffrey	10-106-0	at Tampa Bay	12/2/18
RUSHING ATTEMPTS				
28	Christian McCaffrey	28-184-0	CINCINNATI	9/23/18
21	Christian McCaffrey	21-101-0	ATLANTA	12/23/18
17	Christian McCaffrey	17-58-0	NEW YORK GIANTS	10/8/18
17	Christian McCaffrey	17-79-2	TAMPA BAY	11/4/18
17	Christian McCaffrey	17-79-2	TAMPA BAY	11/4/18
LONGEST RUSH				
59	Christian McCaffrey	17-125-1	SEATTLE	11/25/18
53	Christian McCaffrey	10-106-0	at Tampa Bay	12/2/18
45	Christian McCaffrey	28-184-0	CINCINNATI	9/23/18
YARDS/CARRY (min. 10 attempts)				
10.6	Christian McCaffrey	10-106-0	at Tampa Bay	12/2/18
7.4	Christian McCaffrey	17-125-1	SEATTLE	11/25/18
6.6	Christian McCaffrey	28-184-0	CINCINNATI	9/23/18
YARDS PASSING				
357	Cam Newton	37-25-3	at DETROIT	11/18/18
335	Cam Newton	45-32-3	at Atlanta	9/16/18
300	Cam Newton	41-28-2	at Tampa Bay	12/2/18
PASSES ATTEMPTED				
53	Taylor Heinicke	52-33-1	ATLANTA	12/23/18
45	Cam Newton	45-32-3	at Atlanta	9/16/18
42	Cam Newton	42-26-0	at Cleveland	12/9/18
COMPLETIONS				
33	Taylor Heinicke	52-33-1	ATLANTA	12/23/18
32	Cam Newton	45-32-3	at Atlanta	9/16/18
28	Cam Newton	41-28-2	at Tampa Bay	12/2/18
RECEPTIONS				
14	Christian McCaffrey	14-102-0	at Atlanta	9/16/18



12	Christian McCaffrey	12-77-0	ATLANTA	12/23/18
11	Christian McCaffrey	11-112-1	SEATTLE	11/25/18
RECEIVING YARDS				
157	DJ Moore	7-157-1	at Detroit	11/18/18
112	Christian McCaffrey	11-112-1	SEATTLE	11/25/18
102	Christian McCaffrey	14-102-0	at Atlanta	9/16/18
LONGEST RECEPTION				
82	DJ Moore	7-157-1	at Detroit	11/18/18
51	DJ Moore	1-51-1	at Atlanta	9/16/18
53	Curtis Samuel	2-72-1	@ New Orleans	12/30/18
FIELD GOALS				
4	Graham Gano	39, 47, 47, 63	NEW YORK GIANTS	10/3/18
3	Graham Gano	30, 44, 54	BALTIMORE	10/28/18
LONGEST FIELD GOAL				
63	Graham Gano	63	NEW YORK GIANTS	10/3/18
54	Graham Gano	54	at Atlanta	9/16/18
54	Graham Gano	54	BALTIMORE	10/28/18



2018 OPPONENTS BESTS

RUSHING YARDS				
115	Brian Hill	8-115-0	ATLANTA	12/23/18
108	Dwayne Washington	11-108-0	at New Orleans	12/30/18
107	Tevin Coleman	16-107-0	at Atlanta	9/16/18
RUSHING ATTEMPTS				
17	Adrian Peterson	17-97-0	at Washington	10/14/18
16	Tevin Coleman	16-107-0	at Atlanta	9/16/18
16	Chris Carson	16-55-1	SEATTLE	11/25/18
16	Peyton Barber	16-45-1	at Tampa Bay	12/2/18
LONGEST RUSH				
60	Brian Hill	8-115-0	ATLANTA	12/23/18
51	Jarvis Landry	2-54-1	at Cleveland	12/9/18
36	Tevin Coleman	16-107-0	at Atlanta	9/16/18
YARDS/CARRY (min. 10 attempts)				
9.8	Dwayne Washington	11-108-0	at New Orleans	12/30/18
6.7	Tevin Coleman	16-107-0	at Atlanta	9/16/18
5.8	Kerryon Johnson	15-87-1	at Detroit	11/18/18
YARDS PASSING				
352	Andy Dalton	46-29-2	CINCINNATI	9/23/18
339	Russell Wilson	31-22-2	SEATTLE	11/24/18
328	Ben Roethlisberger	25-22-5	at Pittsburgh	11/8/18
PASSES ATTEMPTED				
46	Andy Dalton	46-29-2	CINCINNATI	9/23/18
40	Ryan Fitzpatrick	40-24-4	TAMPA BAY	11/4/18
39	Joe Flacco	39-22-1	BALTIMORE	10/28/18
COMPLETIONS				
30	Carson Wentz	37-30-2	at Philadelphia	10/21/18
29	Andy Dalton	46-29-2	CINCINNATI	9/23/18
24	Ryan Fitzpatrick	40-24-4	TAMPA BAY	11/4/18
RECEPTIONS				
9	Zach Ertz	9-138-0	at Philadelphia	10/21/18
8	Odell Beckham	8-131-1	NEW YORK GIANTS	10/7/18



8	Adam Humphries	8-82-2	TAMPA BAY	11/4/18
8	Kenny Golladay	8-113-1	at Detroit	11/18/18
RECEIVING YARDS				
138	Zach Ertz	9-138-0	at Philadelphia	10/21/18
132	Tyler Boyd	6-132-1	CINCINNATI	9/23/18
131	Odell Beckham	8-131-1	NEW YORK GIANTS	10/7/18
LONGEST RECEPTION				
75	Antonio Brown	6-96-1	at Pittsburgh	11/8/18
75	Calvin Ridley	3-90-1	ATLANTA	12/23/18
66	Breshad Perriman	2-81-0	at Cleveland	12/9/18
FIELD GOALS				
3	Dustin Hopkins	49, 56, 29	at Washington	10/14/18
3	Aldrick Rosas	42, 53, 36	NEW YORK GIANTS	10/7/18
3	Sebastian Janikowski	33, 30, 31	SEATTLE	11/25/18
LONGEST FIELD GOAL				
56	Dustin Hopkins	56	at Washington	10/14/18
54	Matt Prater	54	at Detroit	11/18/18
53	Aldrick Rosas	53	NEW YORK GIANTS	10/7/18



2018 REGULAR SEASON RECORDS WHEN...

OVERALL RECORD	7-9	ON GRASS	6-7
HOME	5-3	ON TURF	1-2
AWAY	2-6	OUTDOORS	6-7
		INDOORS	1-2
PANTHERS WIN COIN TOSS	5-2		
PANTHERS LOSE COIN TOSS	2-7	SEPTEMBER	2-1
SCORING FIRST	3-7	OCTOBER	3-1
OPPONENT SCORES FIRST	4-2	NOVEMBER	1-3
LEADING AT HALFTIME	6-2	DECEMBER	1-4
TIED AT HALFTIME	0-2		
TRAILING AT HALFTIME	1-5	AFC OPPONENTS	2-2
LEADING AFTER THREE QUARTERS	6-3	AFC NORTH	2-2
TIED AFTER THREE QUARTERS	0-0	NFC OPPONENTS	5-7
TRAILING AFTER THREE QUARTERS	1-6	NFC SOUTH	2-4
OVERTIME	0-0	NFC EAST	3-1
		NFC WEST	0-1
SCORING ON FIRST POSSESSION	1-5	NFC NORTH	0-1
SCORING TOUCHDOWN ON FIRST POSSESSION	1-4		
SCORING FIELD GOAL ON FIRST POSSESSION	0-1	WHITE JERSEYS	5-4
SCORING 10 OR MORE POINTS	7-8	BLACK JERSEYS	1-5
SCORING 20 OR MORE POINTS	7-5	BLUE JERSEYS	1-0
SCORING 30 OR MORE POINTS	7-0		
ALLOWING 10 OR FEWER POINTS	1-0	DAY	7-7
ALLOWING 20 OR FEWER POINTS	3-2	NIGHT	0-2
ALLOWING 21 OR MORE POINTS	4-7		
		TURNOVERS POSITIVE	6-1
OUTCOMES OF 7 POINTS OR LESS	2-7	TURNOVERS EVEN	1-2
OUTCOMES OF 3 POINTS OR LESS	1-3	TURNOVERS NEGATIVE	0-6
RUSHING 20 OR MORE TIMES	6-5		
RUSHING 30 OR MORE TIMES	6-0		
RUSHING 40 OR MORE TIMES	1-0		
TIME OF POSSESSION 30:00 OR MORE MINUTES	6-4		
INDIVIDUAL PANTHERS 100-YARD RUSHER	1-3		
INDIVIDUAL PANTHERS 100-YARD RECEIVER	0-3		
INDIVIDUAL PANTHERS 300-YARD PASSER	0-3		
PANTHERS OUT-GAIN OPPOSITION	5-6		
PANTHERS OUT-RUSH OPPOSITION	6-2		
PANTHERS OUT-PASS OPPOSITION	4-6		
OPPONENT INDIVIDUAL 100-YARD RUSHER	1-2		
OPPONENT INDIVIDUAL 100-YARD RECEIVER	3-3		
OPPONENT INDIVIDUAL 300-YARD PASSER	3-2		



2018 Season Records

	Highest	Opponent	Lowest	Opponent
Panthers Records				
Total Net Yards	476	SEATTLE	232	DALLAS
Total Plays	84	ATLANTA	56	at Pittsburgh
First Downs	29	ATLANTA	13	NEW ORLEANS
Net Rushing Yards	230	CINCINNATI	56	at Detroit
Rushing Attempts	41	CINCINNATI	16	at Detroit
Avg Gain/Rush	8.8	at Tampa Bay	3.0	at New Orleans
Net Passing Yards	331	at Detroit	146	DALLAS
Pass Attempts	53	ATLANTA	24	CINCINNATI
Pass Completions	33	ATLANTA	15	CINCINNATI
Avg Gain/Pass Play	8.5	SEATTLE/at New Orleans	4.3	at Pittsburgh
Passes Intercepted	4	at Tampa Bay	0	CINCINNATI/ at PHI/ BLT/TB/ at NO
Sacks Allowed	5	at Pittsburgh	0	BALTIMORE/SEATTLE
Fumbles Lost	2	at Washington	0	at Atlanta/CIN/NYG/at PHI/ BLT/TB/at DET/ at TB/ at CLV
Penalty Yards	104	at Tampa Bay	10	at New Orleans
Points	42	TAMPA BAY	9	NEW ORLEANS
Time of Possession	37:29	ATLANTA	24:36	at Washington
	Highest	Opponent	Lowest	Opponent
Opponents Records				
Total Net Yards	457	at Pittsburgh	232	DALLAS
Total Plays	69	NEW ORLEANS	45	at Cleveland
First Downs	25	CINCINNATI/at PIT	12	at Cleveland
Net Rushing Yards	194	ATLANTA	50	NEW YORK GIANTS
Rushing Attempts	32	at Atlanta/ NEW ORLEANS	13	CINCINNATI/at Cleveland
Avg Gain/Rush	9.2	ATLANTA	2.4	at Philadelphia
Net Passing Yards	330	CINCINNATI	110	at New Orleans
Pass Attempts	46	CINCINNATI	22	at Cleveland/at New Orleans
Pass Completions	30	at Philadelphia	14	at New Orleans
Avg Gain/Pass Play	11.4	at Pittsburgh	3.9	DALLAS
Passes Intercepted	4	CINCINNATI	0	DALLAS/at WAS/at PHI/at PIT/at DET/SEA/ at TB/ at CLV/ATL
Sacks Allowed	6	DALLAS	0	at Atlanta
Fumbles Lost	2/2	at Cleveland/ ATLANTA	0	at ATL/CIN/at WAS/ at PHI/at PIT/ at DET/at NO
Penalty Yards	94	at New Orleans	5	at Detroit
Points	52	at Pittsburgh	8	DALLAS
Time of Possession	35:24	at Washington	22:31	ATLANTA



***ALL-TIME
LEADERS***

THE LAST TIME...

500 YARDS TOTAL OFFENSE

By Panthers: 548 vs. Miami 11/13/17
Playoffs: Has never happened
By Opponents: 534 at Seattle 12/4/16
Playoffs: Has never happened

400 YARDS TOTAL OFFENSE

By Panthers: 437 vs. Atlanta 12/23/18
Playoffs: 467 vs. Arizona 1/24/16
By Opponents: 426 vs. Atlanta 12/23/18
Playoffs: 410 at New Orleans 1/7/18

200 YARDS RUSHING OFFENSE

By Panthers: 220 vs. Seattle 11/25/18
Playoffs: 223 at New York Giants 1/8/06
By Opponents: 240 at Seattle 12/4/16
Playoffs: 201 at Green Bay 1/12/97

300 YARDS PASSING IN A GAME BY A PLAYER

By Panthers: 300, Cam Newton at Tampa Bay 12/2/18
Playoffs: 335, Cam Newton vs. Arizona 1/24/16
By Opponents: 328, Ben Roethlisberger at Pittsburgh 11/8/18
Playoffs: 376, Drew Brees at New Orleans 1/7/18

400 YARDS PASSING IN A GAME BY A PLAYER

By Panthers: 432, Cam Newton vs. Green Bay 9/18/11
Playoffs: Has never happened
By Opponents: 465, Drew Brees at New Orleans 10/16/16
Playoffs: Has never happened

3 TOUCHDOWN PASSES IN A GAME BY A PLAYER

By Panthers: Cam Newton at Detroit 11/18/18
Playoffs: Jake Delhomme at Chicago 1/15/06
By Opponents: Ben Roethlisberger at Pittsburgh 11/8/18
Playoffs: Russell Wilson vs. Seattle 1/17/16

4 TOUCHDOWN PASSES IN A GAME BY A PLAYER

By Panthers: Cam Newton vs. Green Bay 12/17/17
Playoffs: Has never happened
By Opponents: Ben Roethlisberger at Pittsburgh 11/8/18
Playoffs: Has never happened

5 TOUCHDOWN PASSES IN A GAME BY A PLAYER

By Panthers: Cam Newton at New York Giants 12/20/15
Playoffs: Has never happened
By Opponents: Ben Roethlisberger at Pittsburgh 11/8/18
Playoffs: Has never happened

100 YARDS RECEIVING IN A GAME BY A PLAYER

By Panthers: 125, Christian McCaffrey vs. Seattle 11/25/18
Playoffs: 107, Greg Olsen and 101, Christian McCaffrey at New Orleans 1/7/18
By Opponents: 101, Chris Godwin at Tampa Bay 12/2/18

200 YARDS RECEIVING IN A GAME BY A PLAYER

By Panthers: 201, Steve Smith vs. Minnesota 10/30/05
Playoffs: 218, Steve Smith at Chicago 1/15/06
By Opponents: 300, Julio Jones at Atlanta 10/2/16
Playoffs: Has never happened

100 YARDS RECEIVING IN A GAME BY TWO PLAYERS

By Panthers: 122, Greg Olsen and 108, Kelvin Benjamin vs. San Francisco 9/18/16
Playoffs: 107, Greg Olsen and 101, Christian McCaffrey at New Orleans 1/7/18
By Opponents: 107, Tyler Lockett and 103, David Moore vs. Seattle 11/25/18
Playoffs: Has never happened

100 YARDS RECEIVING IN A GAME BY TWO PLAYERS AND 100 YARDS RUSHING BY A PLAYER

By Panthers: 122, Greg Olsen and 108, Kelvin Benjamin; and 100, Fozzy Whittaker vs. San Francisco 9/18/16
Playoffs: 135, Steve Smith and 103, Muhsin Muhammad vs. Dallas 1/3/04 and 104, Stephen Davis
By Opponents: Has never happened
Playoffs: Has never happened

100 YARDS RECEIVING IN A GAME BY TWO PLAYERS, 100 YARDS RUSHING BY A PLAYER AND 300 YARDS PASSING BY A PLAYER IN A GAME

By Panthers: 122, Greg Olsen and 108, Kelvin Benjamin; 100, Fozzy Whittaker; and 353, Cam Newton vs. San Francisco 9/18/16
Playoffs: Has never happened
By Opponents: Chris Carter (138) and Randy Moss (106) receiving; Robert Smith (103) rushing; and Daunte Culpepper (357) passing at Minnesota 11/19/00
Playoffs: Has never happened

100 YARDS RECEIVING AND 100 YARDS RUSHING BY SAME PLAYER IN A GAME

By Panthers: Christian McCaffrey (125 rush, 112 receiving) vs. Seattle 11/25/18
Playoffs: Has never happened
By Opponents: Has never happened
Playoffs: Has never happened

50 YARDS RECEIVING, 50 YARDS RUSHING, 50 YARDS PASSING BY SAME PLAYER IN A GAME

By Panthers: Christian McCaffrey (53 rush, 67 receiving, 50 passing) vs. New Orleans 12/17/18
Playoffs: Has never happened
By Opponents: Has never happened
Playoffs: Has never happened

3 TOUCHDOWN RECEPTIONS IN A GAME BY A PLAYER

By Panthers: Steve Smith vs. Houston 9/16/07
Playoffs: Has never happened
By Opponents: Hakeem Nicks at New York Giants 9/12/10
Playoffs: Has never happened

100 YARDS RUSHING IN A GAME BY A PLAYER

By Panthers: 101, Christian McCaffrey vs. Atlanta 12/23/18
Playoffs: 106, Jonathan Stewart vs. Seattle 1/17/16
By Opponents: 115, Brian Hill vs. Atlanta 12/23/18
Playoffs: 132, Shaun Alexander at Seattle 1/22/06

100 YARDS RUSHING IN A GAME BY TWO PLAYERS

By Panthers: 152, DeAngelo Williams and 110, Jonathan Stewart at Tampa Bay 10/18/09
Playoffs: Has never happened
By Opponents: 147, Le'Veon Bell and 118, LeGarrette Blount vs. Pittsburgh 9/21/14
Playoffs: Has never happened

100 YARDS RUSHING IN A GAME BY TWO PLAYERS AND 100 YARDS RECEIVING BY A PLAYER

By Panthers: 186, DeAngelo Williams and 115, Jonathan Stewart and 117, Steve Smith vs. Tampa Bay 12/8/08
Playoffs: Has never happened
By Opponents: Has never happened
Playoffs: Has never happened

200 YARDS RUSHING IN A GAME BY A PLAYER

By Panthers: 210, DeAngelo Williams at New Orleans 12/30/12
Playoffs: Has never happened
By Opponents: 205, Matt Forte at Chicago 10/2/11
Playoffs: Has never happened

3 TOUCHDOWNS RUSHING IN A GAME BY A PLAYER

By Panthers: Jonathan Stewart vs. Minnesota 12/10/17
Playoffs: Has never happened
By Opponents: Michael Turner vs. Atlanta 12/12/10
Playoffs: Has never happened

4 TOUCHDOWNS RUSHING IN A GAME BY A PLAYER

By Panthers: DeAngelo Williams at NY Giants 12/21/08
Playoffs: Has never happened
By Opponents: Michael Turner at Atlanta 11/23/08
Playoffs: Has never happened

2 INTERCEPTIONS IN A GAME BY A PLAYER

By Panthers: Donte Jackson vs. Cincinnati 9/23/18
Playoffs: Kurt Coleman vs. Arizona 1/24/16
By Opponents: Robert Alford at Atlanta 10/2/16
Playoffs: Has never happened

3 INTERCEPTIONS IN A GAME BY A PLAYER

By Panthers: Deon Grant at Minnesota 9/22/02
Playoffs: Ricky Manning at Philadelphia 1/18/04
By Opponents: Andrew Adams at Tampa Bay 12/2/18
Playoffs: Has never happened

3 OR MORE SACKS IN A GAME BY A PLAYER

By Panthers: 3, Mario Addison vs. Tampa Bay 11/4/18
Playoffs: 3, Kony Ealy vs. Denver 2/7/16
By Opponents: 3, Everson Griffen vs. Minnesota 9/25/16
Playoffs: Has never happened

PUNT RETURNED FOR A TOUCHDOWN IN A GAME BY A PLAYER

By Panthers: 60, Kaelin Clay at New York Jets 11/26/17
Playoffs: 59, Steve Smith at Seattle 1/22/06
By Opponents: 54, Marcus Sherels vs. Minnesota 9/25/16
Playoffs: Has never happened

2 PUNTS RETURNED FOR A TOUCHDOWN IN A GAME BY A PLAYER

By Panthers: 87, 61 Steve Smith vs. Cincinnati 12/8/02
Playoffs: Has never happened

By Opponents: 82, 75 Darrien Gordon at Denver 11/9/97
Playoffs: Has never happened

KICKOFF RETURNED FOR A TOUCHDOWN IN A GAME BY A PLAYER

By Panthers: 103, Damiere Byrd vs. Tampa Bay 12/24/17
Playoffs: Has never happened
By Opponents: 99, Andre Roberts vs. Washington 11/22/15
Playoffs: Has never happened

INTERCEPTION RETURNED FOR A TOUCHDOWN IN A GAME BY A PLAYER

By Panthers: 8, Kurt Coleman at Atlanta 10/2/16
Playoffs: 22, Luke Kuechly vs. Arizona 1/24/16
By Opponents: 76, Eddie Jackson at Chicago 10/22/17
Playoffs: 90, Kam Chancellor at Seattle 1/10/15

FUMBLE RETURNED FOR A TOUCHDOWN IN A GAME BY A PLAYER

By Panthers: Colin Jones vs. New York Giants, 10/7/18
Playoffs: Has never happened
By Opponents: Eddie Jackson at Chicago 10/22/17
Playoffs: Malik Jackson vs. Denver 2/7/16

TWO DEFENSIVE RETURNS FOR TOUCHDOWN IN A GAME

By Panthers: Kurt Coleman 36-yard interception return, Luke Kuechly 32-yard interception return at Dallas 11/26/15
Playoffs: Has never happened
By Opponents: Eddie Jackson 75-yard fumble return, Eddie Jackson 76-yard interception return at Chicago 10/22/17
Playoffs: Has never happened

PUNT BLOCKED

By Panthers: Jason Williams blocks Ryan Quigley vs. New York Jets 12/15/13
Playoffs: Has never happened
By Opponents: Adam Thielen blocks Brad Nortman, returned for touchdown and Jasper Brinkley blocks Brad Nortman, returned for touchdown by Everson Griffen at Minnesota 11/30/14
Playoffs: Has never happened

PUNT BLOCKED FOR A TOUCHDOWN

By Panthers: Michael Bates blocks Matt Turk recovered by Dwight Stone in end zone vs. Washington 12/13/98
Playoffs: Has never happened
By Opponents: Adam Thielen blocks Brad Nortman, returned for touchdown and Jasper Brinkley blocks Brad Nortman, returned for touchdown by Everson Griffen at Minnesota 11/30/14
Playoffs: Has never happened

PUNT BLOCKED FOR A SAFETY

By Panthers: Greg Hardy blocks Matt Dodge punt out of end zone at New York Giants 9/12/10
Playoffs: Has never happened
By Opponents: Has never happened
Playoffs: Has never happened

PAT KICK MISSED

By Panthers: Graham Gano at Detroit 11/18/18
Playoffs: John Kasay at Chicago 1/15/06
By Opponents: Greg Joseph at Cleveland 12/9/18
Playoffs: Has never happened

PAT KICK BLOCKED

By Panthers: Julius Peppers blocks Matt Bryant kick vs. Tampa Bay 12/8/08
Playoffs: Has never happened
By Opponents: William Gholston blocks Graham Gano kick vs. Tampa Bay 12/24/17
Playoffs: Has never happened

BLOCKED PAT RETURNED FOR TWO POINT CONVERSION

By Panthers: Has never happened
Playoffs: Has never happened
By Opponents: Stephone Anthony returns Graham Gano PAT attempt blocked by Kevin Williams at New Orleans 12/06/15
Playoffs: Has never happened

SAFETY SCORED

By Panthers: Philip Rivers sacked in the end zone by Mario Addison vs. San Diego 12/11/16
Playoffs: Has never happened
By Opponents: Cam Newton sacked in the end zone by Danielle Hunter vs. Minnesota 9/25/16
Playoffs: Brad Nortman tackled in the end zone by Justin Bethel vs. Arizona 1/3/15

FIELD GOAL BLOCKED

By Panthers: Kawann Short blocks Connor Barth's 52-yard field goal attempt at Chicago
Playoffs: Shane Burton blocks Adam Vinatieri 36-yard field goal attempt at New England 2/1/04
By Opponents: Dominique Rodgers-Cromartie blocks Graham Gano's 34-yard field goal attempt at New York Giants 12/20/15
Playoffs: Has never happened

BLOCKED FIELD GOAL RETURNED FOR TOUCHDOWN

By Panthers: Doug Evans returns John Carney 37-yard field goal 54 yards vs. San Diego 12/17/00 (kick blocked by Jay Williams)
Playoffs: Has never happened
By Opponents: Aeneas Williams returns John Kasay 37-yard field goal 72 yards vs. Arizona 11/19/95 (kick blocked by Seth Joyner)
Playoffs: Has never happened

TWO POINT ATTEMPT MADE

By Panthers: Cam Newton pass to Jarius Wright at Philadelphia 10/21/18
Playoffs: Cam Newton pass to Mike Tolbert vs. Arizona 1/24/16
By Opponents: Eli Manning pass to Rhett Ellison vs. New York Giants, 10/7/18
Playoffs: Peyton Manning pass to Bennie Fowler vs. Denver 1/7/16

TWO POINT ATTEMPT FAILED

By Panthers: Cam Newton pass attempt failed at Detroit 11/18/18
Playoffs: Jake Delhomme pass attempt failed vs. Arizona 1/10/08
By Opponents: Drew Brees pass attempt failed vs. New Orleans 12/17/18
Playoffs: Troy Aikman pass incomplete vs. Dallas 1/5/97

TWO POINT CONVERSION ATTEMPT RETURNED FOR DEFENSIVE TWO POINTS

By Panthers: Donte Jackson intercepted Drew Brees and returned for conversion score vs. New Orleans 12/17/18
Playoffs: Has never happened
By Opponents: Has never happened
Playoffs: Has never happened

40 POINTS SCORED IN A GAME

By Panthers: 42, vs. Tampa Bay 11/4/18
Playoffs: 49, vs. Arizona 1/24/16
By Opponents: 52, at Pittsburgh 11/8/18
Playoffs: Has never happened

50 POINTS SCORED IN A GAME

By Panthers: 52, vs. Cincinnati 12/8/02
Playoffs: Has never happened
By Opponents: 52, at Pittsburgh 11/8/18
Playoffs: Has never happened

SHUTOUT SCORED IN A GAME

By Panthers: 38-0 vs. Atlanta Falcons 12/13/15
Playoffs: 23-0 at New York Giants 1/8/06
By Opponents: 41-0 vs. Atlanta 11/24/02
Playoffs: Has never happened

ALL-TIME CAREER SCORERS

SCORING	YEARS	TD	TDr	TDp	TDrt	FG	ATT	PAT	ATT	2pt.	S	PTS
Kasay, John	1995-2010	0	0	0	0	351 -	424	429 -	438	0	0	1482
Gano, Graham	2012-2018	0	0	0	0	165 -	193	247 -	260	0	0	742
Smith, Steve	2001-13	75	2	67	6	0 -	0	0 -	0	2	0	454
Newton, Cam	2011-2018	58	58	0	0	0 -	0	0 -	0	2	0	352
Stewart, Jonathan	2008-2017	58	51	7	0	0 -	0	0 -	0	0	0	348
Williams, DeAngelo	2006-2014	53	46	7	0	0 -	0	0 -	0	2	0	322
Muhammad, Muhsin	1996-2004; 2008-09	50	0	50	0	0 -	0	0 -	0	2	0	304
Walls, Wesley	1996-2002	44	0	44	0	0 -	0	0 -	0	0	0	264
Olsen, Greg	2011-2018	37	0	37	0	0 -	0	0 -	0	2	0	226
Funchess, Devin	2015-2018	21	0	21	0	0 -	0	0 -	0	1	0	128
McCaffrey, Christian	2017-2018	20	9	11	0	0 -	0	0 -	0	0	0	120
Davis, Stephen	2003-2005	20	20	0	0	0 -	0	0 -	0	0	0	120
Ginn Jr., Ted	2013, 2015-2016	19	0	19	0	0 -	0	0 -	0	0	0	114
Tolbert, Mike	2012-2016	19	13	6	0	0 -	0	0 -	0	0	0	114
Mare, Olindo	2011	0	0	0	0	22 -	28	44 -	45	0	0	110
Benjamin, Kelvin	2014-2017	18	0	18	0	0 -	0	0 -	0	0	0	108
Biakabutuka, Tshimanga	1996-2001	17	14	3	0	0 -	0	0 -	0	0	0	102
Nedney, Joe	2000	0	0	0	0	26 -	28	20 -	20	0	0	98
Foster, DeShaun	2002-2007	14	10	4	0	0 -	0	0 -	0	0	0	84
Carrier, Mark	1995-1998	13	0	13	0	0 -	0	0 -	0	0	0	78
LaFell, Brandon	2010-2013	13	0	13	0	0 -	0	0 -	0	0	0	78
Lane, Fred	1997-1999	13	13	0	0	0 -	0	0 -	0	0	0	78
Jeffers, Patrick	1999-2001	12	0	12	0	0 -	0	0 -	0	0	0	72
Ismail, Raghib	1996-1998	11	1	10	0	0 -	0	0 -	0	0	0	66
Graham, Shayne	2002	0	0	0	0	13 -	18	21 -	21	0	0	60
Goings, Nick	2001-2008	9	6	3	0	0 -	0	0 -	0	1	0	56
Johnson, Anthony	1995-1999	9	7	2	0	0 -	0	0 -	0	1	0	56
Floyd, William	1998-2000	9	7	2	0	0 -	0	0 -	0	0	0	54
Green, Willie	1995-1996	9	0	9	0	0 -	0	0 -	0	0	0	54
Hoover, Brad	2000-2009	9	3	6	0	0 -	0	0 -	0	0	0	54
King, Jeff	2006-2010	9	0	9	0	0 -	0	0 -	0	0	0	54
Mangum, Kris	1997-2006	9	0	9	0	0 -	0	0 -	0	0	0	54
Brown, Corey	2014-2016	8	0	7	1	0 -	0	0 -	0	0	0	48
Carter, Drew	2004-2007	8	0	8	0	0 -	0	0 -	0	0	0	48
Proehl, Ricky	2003-2005	8	0	8	0	0 -	0	0 -	0	0	0	48
Cunningham, Richie	1999-2000	0	0	0	0	8 -	10	22 -	23	0	0	46
Colbert, Keary	2004-2007	7	0	7	0	0 -	0	0 -	0	1	0	44
Medlock, Justin	2012	0	0	0	0	7 -	10	23 -	23	0	0	44
Hayes, Donald	1998-2001	7	0	7	0	0 -	0	0 -	0	0	0	42
Samuel, Curtis	2017-2018	7	2	5	0	0 -	0	0 -	0	0	0	42
Smith, Lamar	2002	7	7	0	0	0 -	0	0 -	0	0	0	42
Dickson, Ed	2014-2017	6	0	5	1	0 -	0	0 -	0	0	0	36
Weinke, Chris	2001-2006	6	6	0	0	0 -	0	0 -	0	0	0	36
Artis-Payne, Cameron	2015-2018	5	5	0	0	0 -	0	0 -	0	0	0	30
Bates, Michael	1996-2000	5	0	0	5	0 -	0	0 -	0	0	0	30
Brown, Dee	2002	5	4	1	0	0 -	0	0 -	0	0	0	30
Delhomme, Jake	2003-2009	5	5	0	0	0 -	0	0 -	0	0	0	30
Johnson, Keyshawn	2006	5	1	4	0	0 -	0	0 -	0	0	0	30
Munnerlyn, Captain	2009-13; 2017-18	5	0	0	5	0 -	0	0 -	0	0	0	30
Rosario, Dante	2007-2010	5	0	5	0	0 -	0	0 -	0	0	0	30
Collins, Kerry	1995-1998	4	4	0	0	0 -	0	0 -	0	2	0	28
Cotchery, Jerricho	2014-2015	4	0	4	0	0 -	0	0 -	0	1	0	26
Byrd, Isaac	2000-2002	4	0	4	0	0 -	0	0 -	0	0	0	24
Carruth, Rae	1997-1999	4	0	4	0	0 -	0	0 -	0	0	0	24
Griffith, Howard	1995-1996	4	2	2	0	0 -	0	0 -	0	0	0	24
Minter, Mike	1997-2006	4	0	0	4	0 -	0	0 -	0	0	0	24

Moore, Derrick	1995	4	4	0	0	0	-	0	0	-	0	0	0	24
Shockey, Jeremy	2011	4	0	4	0	0	-	0	0	-	0	0	0	24
Whittaker, Fozzy	2014-2018	4	2	2	0	0	-	0	0	-	0	0	0	24
Catanzaro, Chandler	2018	0	0	0	0	5	-	5	7	-	8	0	0	22
Beuerlein, Steve	1996-2000	3	3	0	0	0	-	0	0	-	0	1	0	20
Gamble, Chris	2004-2012	3	0	0	3	0	-	0	0	-	0	0	0	18
Gettis, David	2010-13	3	0	3	0	0	-	0	0	-	0	0	0	18
Goodson, Mike	2009-2011	3	3	0	0	0	-	0	0	-	0	0	0	18
Greene, Scott	1996-1997	3	1	2	0	0	-	0	0	-	0	0	0	18
Hetherington, Chris	1999-2001	3	2	1	0	0	-	0	0	-	0	0	0	18
Huntley, Richard	2001	3	2	1	0	0	-	0	0	-	0	0	0	18
Metzelaars, Pete	1995	3	0	3	0	0	-	0	0	-	0	0	0	18
Peppers, Julius	2002-09; 2017-18	3	0	0	3	0	-	0	0	-	0	0	0	18
Byrd, Damiere	2016-2018	3	0	2	1	0	-	0	0	-	0	0	0	18
Seidman, Mike	2003-2006	2	0	2	0	0	-	0	0	-	0	1	0	14
Armah, Alex	2017-2018	2	2	0	0	0	-	0	0	-	0	0	0	12
Coleman, Kurt	2015-2017	2	0	0	2	0	-	0	0	-	0	0	0	12
Crawford, Casey	2000-2001	2	0	1	1	0	-	0	0	-	0	0	0	12
Davis, Eric	1996-2000	2	0	0	2	0	-	0	0	-	0	0	0	12
Evans, Doug	1998-2001	2	0	0	2	0	-	0	0	-	0	0	0	12
Fauria, Christian	2007	2	0	2	0	0	-	0	0	-	0	0	0	12
Gaines, Michael	2004-2006	2	2	0	0	0	-	0	0	-	0	0	0	12
Guliford, Eric	1995	2	0	1	1	0	-	0	0	-	0	0	0	12
Kinchen, Brian	1999-2000	2	0	2	0	0	-	0	0	-	0	0	0	12
Kuechly, Luke	2012-2018	2	0	0	2	0	-	0	0	-	0	0	0	12
Manning, Jr., Ricky	2003-2005	2	0	0	2	0	-	0	0	-	0	0	0	12
Marshall, Richard	2006-2010	2	0	0	2	0	-	0	0	-	0	0	0	12
Mills, Sam	1995-1997	2	0	0	2	0	-	0	0	-	0	0	0	12
Moore, DJ	2018	2	0	2	0	0	-	0	0	-	0	0	0	12
Murphy, Louis	2012	2	0	1	1	0	-	0	0	-	0	0	0	12
Norman, Josh	2011-2015	2	0	0	2	0	-	0	0	-	0	0	0	12
Pilares, Kealoha	2011-2012	2	0	1	1	0	-	0	0	-	0	0	0	12
Smith, Torrey	2018	2	0	2	0	0	-	0	0	-	0	0	0	12
Thomas, Ian	2018	2	0	2	0	0	-	0	0	-	0	0	0	12
Wiggins, Jermaine	2002	2	0	2	0	0	-	0	0	-	0	0	0	12
Chandler, Jeff	2004	0	0	0	0	0	-	2	8	-	8	0	0	8
Christian, Bob	1995-1996	1	0	1	0	0	-	0	0	-	0	2	0	8
Davis, Thomas	2005-2018	0	0	0	1	0	-	0	0	-	0	0	1	8
Stone, Dwight	1995-1998	1	0	0	1	0	-	0	0	-	0	0	1	8
Sauerbrun, Todd	2001-2004	0	0	0	0	1	-	1	4	-	4	0	0	7
Allen, Kyle	2018	1	1	0	0	0	-	0	0	-	0	0	0	6
Anderson, C.J.	2018	1	0	1	0	0	-	0	0	-	0	0	0	6
Anderson, Rashard	2000-2001	1	0	0	1	0	-	0	0	-	0	0	0	6
Avant, Jason	2014	1	0	1	0	0	-	0	0	-	0	0	0	6
Barnidge, Gary	2008-12	1	0	1	0	0	-	0	0	-	0	0	0	6
Beebe, Don	1995	1	0	1	0	0	-	0	0	-	0	0	0	6
Bennett, Brandon	2004	1	1	0	0	0	-	0	0	-	0	0	0	6
Bersin, Brenton	2014-2017	1	0	1	0	0	-	0	0	-	0	0	0	6
Boston, Tre	2014-2016	1	0	0	1	0	-	0	0	-	0	0	0	6
Brockel, Richie	2011-2015	1	1	0	0	0	-	0	0	-	0	0	0	6
Broughton, Luther	1997-1998	1	0	1	0	0	-	0	0	-	0	0	0	6
Clay, Kaelin	2017	1	0	0	1	0	-	0	0	-	0	0	0	6
Florence, Drayton	2013	1	0	0	1	0	-	0	0	-	0	0	0	6
Gardner, Rod	2005	1	0	1	0	0	-	0	0	-	0	0	0	6
Godfrey, Charles	2008-2014	1	0	0	1	0	-	0	0	-	0	0	0	6
Greene, Kevin	1996; 1998-1999	1	0	0	1	0	-	0	0	-	0	0	0	6
Harper, Roman	2014-2015	1	0	0	1	0	-	0	0	-	0	0	0	6
Hitchcock, Jimmy	2000-2001	1	0	0	1	0	-	0	0	-	0	0	0	6
Hixon, Domenik	2013	1	0	1	0	0	-	0	0	-	0	0	0	6
Jarrett, Dwayne	2007-2010	1	0	1	0	0	-	0	0	-	0	0	0	6

Jones, Colin	2012-2018	1	0	0	1	0	-	0	0	-	0	0	0	6
King, Shawn	1996-1998	1	0	0	1	0	-	0	0	-	0	0	0	6
Kragen, Greg	1995-1997	1	0	0	1	0	-	0	0	-	0	0	0	6
Lucas, Ken	2005-2008	1	0	0	1	0	-	0	0	-	0	0	0	6
Manhertz, Chris	2017-2018	1	0	1	0	0	-	0	0	-	0	0	0	6
McKyer, Tim	1995	1	0	0	1	0	-	0	0	-	0	0	0	6
Mills, Ernie	1997	1	0	1	0	0	-	0	0	-	0	0	0	6
Moorehead, Kindal	2003-07	1	0	0	1	0	-	0	0	-	0	0	0	6
Naanee, Legedu	2011	1	0	1	0	0	-	0	0	-	0	0	0	6
Ogbonnaya, Chris	2014	1	1	0	0	0	-	0	0	-	0	0	0	6
Oliver, Winslow	1996-1998	1	0	0	1	0	-	0	0	-	0	0	0	6
Philyaw, Dino	1995-1996	1	1	0	0	0	-	0	0	-	0	0	0	6
Robertson, Jamal	2004-2005	1	1	0	0	0	-	0	0	-	0	0	0	6
Shepard, Russell	2017	1	0	1	0	0	-	0	0	-	0	0	0	6
Smart, Rod	2002-2005	1	0	0	1	0	-	0	0	-	0	0	0	6
Thompson, Shaq	2015-2018	1	0	0	1	0	-	0	0	-	0	0	0	6
Uwaezuoke, Iheanyi	2000	1	0	0	1	0	-	0	0	-	0	0	0	6
Vaughan, Josh	2010-2011	1	1	0	0	0	-	0	0	-	0	0	0	6
Wallace, Al	2002-2006	1	0	0	1	0	-	0	0	-	0	0	0	6
Wesley, Dante	2002-05; 2007-09	1	0	0	1	0	-	0	0	-	0	0	0	6
White, Melvin	2013-2014	1	0	0	1	0	-	0	0	-	0	0	0	6
Witherspoon, Will	2002-2005	1	0	0	1	0	-	0	0	-	0	0	0	6
Workman, Vince	1995	1	1	0	0	0	-	0	0	-	0	0	0	6
Wright, Jarius	2018	1	0	1	0	0	-	0	0	-	0	0	0	6
Hardy, Greg	2010-2014	0	0	0	0	0	-	0	0	-	0	0	2	4
Hilbert, Jon	2002	0	0	0	0	0	-	2	3	-	3	0	0	3
Addison, Mario	2012-2018	0	0	0	0	0	-	0	0	-	0	0	1	2
Applewhite, Antwan	2011-2012	0	0	0	0	0	-	0	0	-	0	0	1	2
Jackson, Donte	2018	0	0	0	0	0	-	0	0	-	0	1	0	2
Onatolu, Kenny	2012	0	0	0	0	0	-	0	0	-	0	0	1	2
Rasby, Walter	1995-1997	0	0	0	0	0	-	0	0	-	0	1	0	2
Rucker, Mike	1999-2007	0	0	0	0	0	-	0	0	-	0	0	1	2
Thomas, Hollis	2009	0	0	0	0	0	-	0	0	-	0	0	1	2
TOTALS		901	325	504	73	598	-	721	828	-	853	23	9	8096

ALL-TIME CAREER PASSERS

PASSING YARDS	YEARS	ATT	CMP	PCT	YDS	TD	INT	SACK	YDS LOST	Rtg	300yd
Newton, Cam	2011-2018	3,891	2,321	59.7%	28,469	182	107	285	2,156	86.4	19
Delhomme, Jake	2003-2009	2,669	1,580	59.2%	19,258	120	89	154	1,158	82.6	11
Beuerlein, Steve	1996-2000	1,723	1,041	60.4%	12,690	86	50	191	1,109	87.7	8
Collins, Kerry	1995-1998	1,340	694	51.8%	8,306	47	54	79	515	66.0	5
Weinke, Chris	2001-2006	687	373	54.3%	3,800	14	26	42	267	61.4	2
Peete, Rodney	2002-2004	392	228	58.2%	2,652	15	14	34	212	76.6	3
Moore, Matt	2007-2010	392	227	57.9%	2,640	16	17	28	208	73.9	1
Clausen, Jimmy	2010-2012	299	157	52.5%	1,558	3	9	33	223	58.4	0
Anderson, Derek	2011-2017	168	111	66.1%	1,265	7	5	4	17	90.0	0
Testaverde, Vinny	2007	172	94	54.7%	952	5	6	9	46	65.8	0
Carr, David	2007	136	73	53.7%	635	3	5	13	74	58.3	0
Reich, Frank	1995	84	37	44.0%	441	2	2	12	100	58.7	1
Heinicke, Taylor	2018	57	35	61.4%	320	1	3	2	17	60.6	0
Allen, Kyle	2018	31	20	64.5%	266	2	0	0	0	113.1	0
St. Pierre, Brian	2010	28	13	46.4%	173	1	2	3	23	48.7	0
Fasani, Randy	2002	44	15	34.1%	171	0	4	7	60	8.8	0
Lytle, Matt	2001	30	17	56.7%	133	1	3	3	24	39.3	0
Lewis, Jeff	1999-2000	35	18	51.4%	131	0	1	8	57	48.6	0
Trudeau, Jack	1995	17	11	64.7%	100	0	3	2	8	40.9	0
Basanez, Brett	2006-2008	11	6	54.5%	56	0	1	0	0	30.9	0
McCaffrey, Christian	2017-2018	1	1	100.0%	50	1	0	0	0	158.3	0
Pike, Tony	2010	12	6	50.0%	47	0	0	1	10	60.1	0
Guliford, Eric	1995	2	1	50.0%	46	0	1	0	0	56.3	0
Gilbert, Garrett	2018	3	2	66.7%	40	0	0	1	5	109.7	0
Craig, Dameyune	2001	8	4	50.0%	34	0	0	2	15	61.5	0
Naanee, Legedu	2011	1	1	100.0%	27	0	0	0	0	118.8	0
Edwards, Armanti	2010-2013	3	2	66.7%	11	0	0	0	0	72.9	0
McCown, Josh	2008-2009	6	1	16.7%	2	0	0	1	6	39.6	0
Bono, Steve	1999	1	0	0.0%	0	0	0	0	0	39.6	0
Brown, Dee	2001-2002	1	0	0.0%	0	0	1	0	0	0.0	0
Floyd, William	1998-2000	1	0	0.0%	0	0	1	0	0	0.0	0
Foster, DeShaun	2002-2005	1	0	0.0%	0	0	0	0	0	39.6	0
Huntley, Richard	2001	1	0	0.0%	0	0	0	1	0	39.6	0
Johnson, Keyshawn	2006	1	0	0.0%	0	0	1	0	0	0.0	0
LaFell, Brandon	2010-2013	1	0	0.0%	0	0	0	0	0	39.6	0
Palardy, Michael	2017-2018	1	0	0.0%	0	0	0	0	0	39.6	0
Proehl, Ricky	2003-2004	1	0	0.0%	0	0	0	0	0	39.6	0
Sauerbrun, Todd	2001-2004	1	0	0.0%	0	0	0	0	0	39.6	0
Smith, Steve	2001-2013	1	0	0.0%	0	0	0	0	0	39.6	0
Walter, Ken	1997-2000	2	0	0.0%	0	0	0	0	0	39.6	0
Workman, Vince	1995	1	0	0.0%	0	0	0	0	0	39.6	0
TOTAL		12,256	7,089	57.8%	84,273	506	405	915	6,310	78.9	50

TEAM YEAR BY YEAR	1995	537	263	49.0%	3,304	16	25	38	258	59.1	3
	1996	487	273	56.1%	3,333	22	11	36	250	83.0	1
	1997	534	289	54.1%	3,156	17	24	44	311	63.7	1
	1998	507	292	57.6%	3,624	25	18	54	302	81.5	1
	1999	575	345	60.0%	4,447	36	15	51	286	94.3	4
	2000	566	340	60.1%	3,850	19	19	69	382	77.7	4

2001	579	314	54.2%	3,098	12	22	32	216	60.7	1
2002	464	255	55.0%	2,981	15	22	44	287	65.7	3
2003	460	270	58.7%	3,238	19	16	26	188	79.6	2
2004	536	311	58.0%	3,889	29	15	33	246	87.0	4
2005	449	269	59.9%	3,485	25	16	28	214	88.1	1
2006	539	325	60.3%	3,486	19	17	32	222	77.9	2
2007	505	285	56.4%	2,941	19	17	33	206	71.9	1
2008	414	246	59.4%	3,288	15	12	20	130	84.7	0
2009	465	264	56.8%	3,070	16	20	33	271	70.5	2
2010	484	256	52.9%	2,635	9	21	50	346	57.0	1
2011	519	312	60.1%	4,089	21	17	35	260	84.9	3
2012	490	284	58.0%	3,927	19	12	36	244	86.5	3
2013	473	292	61.7%	3,379	24	13	43	336	88.8	1
2014	545	327	60.0%	3,828	23	12	42	317	86.2	1
2015	501	300	59.9%	3,873	35	10	33	284	99.2	3
2016	563	306	54.4%	3,962	21	19	36	277	75.1	3
2017	501	293	58.5%	3,319	22	16	35	242	79.7	2
2018	563	378	67.1%	4,071	28	16	32	235	92.9	3
TOTAL	12,256	7,089	57.8%	84,273	506	405	915	6,310	78.9	50

ALL-TIME CAREER RUSHERS

RUSHING YARDS	YEARS	RSH	YDS	AVG	LONG	TDs	100-yd. gms.
Stewart, Jonathan	2008-2017	1,699	7,318	4.3	69t	51	16
Williams, DeAngelo	2006-2014	1,432	6,846	4.8	77	46	18
Newton, Cam	2011-2018	929	4,808	5.2	72t	58	3
Foster, DeShaun	2002-2007	851	3,336	3.9	71	10	7
Biakabutuka, Tshimanga	1996-2001	611	2,530	4.1	67t	14	7
Davis, Stephen	2003-2005	522	2,085	4.0	40	20	7
Lane, Fred	1997-1999	502	2,001	4.0	50	13	6
Johnson, Anthony	1995-1999	482	1,795	3.7	29	7	6
McCaffrey, Christian	2017-2018	336	1,533	4.6	59	9	4
Goings, Nick	2001-2008	400	1,470	3.7	57t	6	5
Tolbert, Mike	2012-2016	289	992	3.4	29	13	0
Hoover, Brad	2000-2009	284	961	3.4	35	3	1
Moore, Derrick	1995	195	740	3.8	53t	4	2
Smith, Lamar	2002	209	737	3.5	59	7	1
Huntley, Richard	2001	165	665	4.0	25	2	1
Whittaker, Fozzy	2014-2018	121	536	4.4	25	2	1
Goodson, Mike	2009-2011	125	501	4.0	45	3	2
Artis-Payne, Cameron	2015-2018	118	491	4.2	43	5	0
Smith, Steve	2001-2013	57	387	6.8	39	2	0
Brown, Dee	2002	102	360	3.5	24	4	1
Beuerlein, Steve	1996-2000	109	305	2.8	20	3	0
Delhomme, Jake	2003-2009	152	260	1.7	13	5	0
Collins, Kerry	1995-1998	107	217	2.0	21	4	0
Griffith, Howard	1995-1996	77	204	2.6	15	2	0
Ginn Jr., Ted	2013, 2015-2016	22	187	8.5	43	0	0
Oliver, Winslow	1996-1998	48	183	3.8	16	0	0
Floyd, William	1998-2000	79	182	2.3	16	7	0
Christian, Bob	1995-1996	41	158	3.9	17	0	0
Greene, Scott	1996-1997	45	157	3.5	10t	1	0
Ismail, Raghib	1996-1998	15	154	10.3	36	1	0
Moore, DJ	2018	13	172	13.2	32	0	0
Weinke, Chris	2001-2006	54	148	2.7	23	6	0
Samuel, Curtis	2017-2018	12	148	12.3	33	2	0
Brown, Corey	2014-2016	16	139	8.7	28	0	0
Sutton, Tyrell	2009-2010	25	139	5.6	32	0	0
Workman, Vince	1995	35	139	4.0	14	1	0
LaFell, Brandon	2010-2013	6	110	18.3	60	0	0
Anderson, C.J.	2018	22	105	4.8	22	0	0
Fasani, Randy	2002	18	95	5.3	19	0	0
Thomas, Blair	1995	22	90	4.1	13	0	0
Hetherington, Chris	1999-2001	30	84	2.8	14	2	0
Reaves, Darrin	2014	31	78	2.5	9	0	0
Muhammad, Muhsin	1996-2004	11	64	5.8	20	0	0
Baldwin, Randy	1995	23	61	2.7	9	0	0
Smart, Rod	2002-2005	27	61	2.3	6	0	0
Carr, David	2007	17	59	3.5	15	0	0
Clausen, Jimmy	2010-2012	23	57	2.5	11	0	0
Harris, Joey	2004	15	53	3.5	19	0	0
Ogbonnaya, Chris	2014	14	50	3.6	9	1	0
Robertson, Jamal	2004-2005	14	41	2.9	11	1	0
Wright, Jarius	2018	2	39	19.5	34	0	0

Philyaw, Dino	1996	12	38	3.2	8	1	0
Lewis, Jeff	1999-2000	12	37	3.1	19	0	0
Heinicke, Taylor	2018	5	31	6.2	19	0	0
Vaughan, Josh	2010-2011	10	31	3.1	9	1	0
Carruth, Rae	1996-1999	7	27	3.9	6	0	0
Clay, Kaelin	2017	2	27	13.5	29	0	0
Moore, Matt	2007-2010	20	27	1.4	8	0	0
Bates, Michael	1996-2000	8	25	3.1	12	0	0
Craig, Dameyune	1999-2001	5	24	4.8	13	0	0
Shelton, Eric	2005-2006	8	23	2.9	9	0	0
Anderson, Derek	2011-2017	25	22	0.9	8	0	0
Fiammetta, Tony	2009-2010	7	22	3.1	11	0	0
Testaverde, Vinny	2007	9	22	2.4	16	0	0
Metcalfe, Eric	1999	2	20	10.0	17	0	0
Montgomery, Joe	2002	7	20	2.9	5	0	0
Allen, Kyle	2018	5	19	3.8	10	1	0
Shepard, Russell	2017	2	19	9.5	11	0	0
Carter, Drew	2004-2007	2	18	9.0	11	0	0
Bennett, Brandon	2004	6	17	2.8	11	1	0
Cadet, Travaris	2018	11	17	1.5	5	0	0
Pilares, Kealoha	2011-2012	1	17	17.0	5	0	0
Cotchery, Jerricho	2014-2015	1	16	16.0	16	0	0
Jeffers, Patrick	1999-2001	2	16	8.0	23	0	0
Armah, Alex	2017-2018	8	14	1.8	4	2	0
Adams, Joe	2012	3	13	4.3	5	0	0
Brockel, Richie	2011-2015	4	13	3.3	7t	1	0
Peete, Rodney	2002-2004	23	13	0.6	10	0	0
Byrd, Damiere	2016-2018	1	12	12.0	12	0	0
Edwards, Armanti	2010-2013	2	12	6.0	7	0	0
Hoard, Leroy	1996	5	11	2.2	5	0	0
Jarrett, Dwayne	2007-2010	1	11	11.0	11	0	0
Felton, Jerome	2011	3	10	3.3	4	0	0
Stone, Dwight	1995-1998	2	9	4.5	6	0	0
Lytle, Matt	2001	2	8	4.0	4	0	0
Barner, Kenjon	2013	6	7	1.2	2	0	0
Colbert, Kerry	2004-2007	1	6	6.0	6	0	0
Senn, Jordan	2010-2013	1	5	5.0	5	0	0
Smith, Armond	2012-2013	7	5	0.7	5	0	0
Johnson, Keyshawn	2006	1	4	4.0	4	1	0
Haynes, Alex	2007	3	3	1.0	3	0	0
Murphy, Louis	2012	1	3	3.0	3	0	0
Reich, Frank	1995	1	3	3.0	3	0	0
Basanez, Brett	2006	1	2	2.0	2	0	0
Gettis, David	2010-2012	3	2	0.7	19	0	0
Guliford, Eric	1995	2	2	1.0	1	0	0
Avant, Jason	2014	1	1	1.0	1	0	0
Green, Willie	1995-1996	1	1	1.0	1	0	0
Proehl, Ricky	2003-2005	2	1	0.5	9	0	0
Baker, Jason	2005-2011	1	0	0.0	0	0	0
Poole, Tauren	2014	1	0	0.0	0	0	0
Sauerbrun, Todd	2001-2004	1	0	0.0	0	0	0
Nortman, Brad	2012-2015	1	-1	-1.0	-1	0	0
Webb, Joe	2014-2016	1	-1	-1.0	-1	0	0
Bono, Steve	1999	2	-2	-1.0	-1	0	0
Byrd, Isaac	2000-2002	2	-2	-1.0	-2	0	0
Presley, De'Andre	2014	1	-2	-2.0	-2	0	0

Rosario, Dante	2007-2010	1	-2	-2.0	-2	0	0
McCown, Josh	2008	4	-3	-0.8	0	0	0
Carrier, Mark	1995-1998	3	-4	-1.3	4	0	0
Hankton, Karl	2000-2006	2	-4	-2.0	2	0	0
Nakamura, Haruki	2012	1	-4	-4.0	-4	0	0
Walter, Ken	1997-2000	5	-5	-1.0	-5	0	0
TOTAL		10,834	44,707	4.1	77	323	88

TEAM YEAR BY YEAR	1995	454	1,573	3.5	53t	10	2
	1996	502	1,729	3.4	35t	9	5
	1997	441	1,770	4.0	50	11	6
	1998	405	1,458	3.6	41	11	4
	1999	356	1,525	4.3	67t	12	2
	2000	363	1,186	3.3	43	7	2
	2001	354	1,372	3.9	39	9	2
	2002	452	1,586	3.5	59	11	2
	2003	522	2,091	4.0	40	9	7
	2004	422	1,582	3.7	71	10	6
	2005	487	1,679	3.4	70t	17	2
	2006	423	1,659	3.9	43t	7	4
	2007	451	1,824	4.0	75	7	3
	2008	504	2,437	4.8	69t	30	10
	2009	525	2,498	4.8	77	18	9
	2010	428	1,846	4.3	60	7	4
	2011	445	2,408	5.4	74t	26	1
	2012	462	2,088	4.5	72t	21	2
	2013	483	2,026	4.2	56	14	1
	2014	473	2,036	4.3	69t	10	3
	2015	526	2,282	4.3	47	19	2
	2016	453	1,814	4.0	47	16	2
	2017	490	2,102	4.3	69	15	2
	2018	416	2,136	5.1	59	17	4
TOTAL		10,837	44,707	4.1	77	323	87

ALL-TIME CAREER RECEIVERS

RECEIVING YARDS	YEARS	REC	YDS	AVG	LONG	TDs	100-YD GAMES
Smith, Steve	2001-2013	836	12,197	14.6	80t	67	43
Muhammad, Muhsin	1996-04; 2008-09	696	9,255	13.3	72t	50	27
Olsen, Greg	2011-2018	472	5,866	12.4	78t	37	10
Walls, Wesley	1996-2002	324	3,902	12.0	54	44	3
Carrier, Mark	1995-1998	176	2,547	14.5	66t	13	5
Benjamin, Kelvin	2014-2017	168	2,424	14.4	51	18	5
LaFell, Brandon	2010-2013	167	2,385	14.3	91t	13	2
Funchess, Devin	2015-2018	161	2,233	13.9	52	21	2
Ginn Jr., Ted	2013, 2015-2016	134	2,047	15.3	88t	19	2
Hayes, Donald	1998-2001	132	1,855	14.1	56t	7	2
Ismail, Raghieb	1996-1998	117	1,657	14.2	62	10	5
Williams, DeAngelo	2006-2014	178	1,621	9.1	72t	7	1
McCaffrey, Christian	2017-2018	187	1,518	8.1	38	11	3
Green, Willie	1995-1996	93	1,496	16.1	89t	9	5
Colbert, Keary	2004-2007	109	1,424	13.1	63	7	2
Mangum, Kris	1997-2006	151	1,424	9.4	35	9	0
Proehl, Ricky	2003-2005	86	1,327	15.4	69	8	2
Stewart, Jonathan	2008-2017	162	1,295	8.0	55t	7	1
Jeffers, Patrick	1999-2001	77	1,209	15.7	88t	12	5
Cotchery, Jerricho	2014-2015	87	1,065	12.2	59	4	0
Hoover, Brad	2000-2009	145	1,046	7.2	34	6	0
Brown, Corey	2014-2016	79	1,019	12.9	47t	7	0
Foster, DeShaun	2002-2007	126	996	7.9	47	4	0
Carter, Drew	2004-2007	71	977	13.8	49	8	2
King, Jeff	2006-2010	112	923	8.2	31	9	0
Byrd, Isaac	2000-2002	73	897	12.3	42	4	0
Rosario, Dante	2007-2010	82	894	10.9	54	5	0
Goings, Nick	2001-2008	110	880	8.0	37	3	0
Johnson, Anthony	1995-1999	103	816	7.9	55	2	0
Johnson, Keyshawn	2006	70	815	11.6	40	4	1
Dickson, Ed	2014-2017	67	807	12.0	64	5	1
Carruth, Rae	1997-1999	62	804	13.0	52	4	2
Biakabutuka, Tshimanga	1996-2001	77	789	10.2	47	3	0
Moore, DJ	2018	55	788	14.3	82	2	1
Tolbert, Mike	2012-2016	94	771	8.2	40	6	0
Samuel, Curtis	2017-2018	54	609	11.3	53t	5	0
Gettis, David	2010-2012	37	508	13.7	88	3	1
Naanee, Legedu	2011	44	467	10.6	28	1	0
Shockey, Jeremy	2011	37	455	12.3	29	4	0
Wright, Jarius	2018	43	447	10.4	33	1	0
Guliford, Eric	1995	29	444	15.3	49	1	0
Jarrett, Dwayne	2007-2010	35	428	12.2	30t	1	0
Floyd, William	1998-2000	62	416	6.7	25	2	0
Bersin, Brenton	2014-2017	32	415	13.0	30	1	0
Whittaker, Fozzy	2014-2018	47	397	8.4	28t	2	0
Murphy, Louis	2012	25	336	13.4	55	1	0
Gaines, Michael	2004-2006	31	335	10.8	38	2	0
Thomas, Ian	2018	36	333	9.3	31	2	0
Goodson, Mike	2009-2011	43	329	7.7	32	0	0
Barnidge, Gary	2008-2012	18	320	17.8	55	1	0
Griffith, Howard	1995-1996	38	286	7.5	21	2	0

Greene, Scott	1996-1997	42	284	6.8	25	2	0
Lane, Fred	1997-1999	43	275	6.4	23	0	0
Hankton, Karl	2000-2006	20	267	13.4	31	0	0
Christian, Bob	1995-1996	29	255	8.8	23	1	0
Hetherington, Chris	1999-2001	37	240	6.5	19	1	0
Davis, Stephen	2003-2005	21	236	11.2	25	0	0
Shepard, Russell	2017	17	202	11.9	40t	1	0
Avant, Jason	2014	21	201	9.6	22	1	0
Oliver, Winslow	1996-1998	21	191	9.1	29	0	0
Smith, Torrey	2018	17	190	11.2	35	2	0
Hackett, DJ	2008	13	181	13.9	37	0	0
Metzelaars, Pete	1995	20	171	8.6	27	3	0
Smith, Lamar	2002	20	167	8.4	58	0	0
Broughton, Luther	1997-1998; 2001	8	164	20.5	68t	1	0
Seidman, Mike	2003-2006	18	158	8.8	27	2	0
Beebe, Don	1995	14	152	10.9	24	1	0
Metcalf, Eric	1999	11	133	12.1	33	0	0
Sutton, Tyrell	2009-2010	18	132	7.3	14	0	0
Byrd, Damiere	2016-2018	12	129	10.8	21	2	0
Mills, Ernie	1997	11	127	11.5	37	1	0
Wiggins, Jermaine	2002-2003	16	125	7.8	23	2	0
Edwards, Armanti	2010-2013	5	121	24.2	82	0	0
Clowney, David	2010	6	102	17.0	31	0	0
Huntley, Richard	2001	21	101	4.8	23	1	0
Artis-Payne, Cameron	2015-2018	10	86	8.6	20	0	0
Brown, Dee	2002	17	86	5.1	15	1	0
Gardner, Rod	2005	9	84	9.3	15	1	0
Manhertz, Chris	2016-2018	5	79	15.8	50t	1	0
Workman, Vince	1995	13	74	5.7	14	0	0
Moore, Kenny	2008-2009	6	59	9.8	22	0	0
Clay, Kaelin	2017	5	57	11.4	15	0	0
Crawford, Casey	2000-2001	5	57	11.4	16	1	0
Hixon, Domenik	2013	7	55	7.9	14t	1	0
Kinchen, Brian	1999-2000	6	52	8.7	26t	2	0
Rasby, Walter	1995-1997	6	48	8.0	15	0	0
Uwaezuoke, Iheanyi	2000	4	46	11.5	21	0	0
Williams, Brandon	2013-2015	4	44	11.0	16	0	0
Pilares, Kealoha	2011-2012	2	42	21.0	36t	1	0
Bates, Michael	1996-2000	6	40	6.7	23	0	0
Fauria, Christian	2007	5	39	7.8	16	2	0
Biddle, Taye	2006	3	37	12.3	22	0	0
Robinson, Ryne	2007-2008	4	35	8.8	12	0	0
Fiammetta, Tony	2009-2010	5	34	6.8	11	0	0
Newton, Cam	2011-2018	1	33	33.0	27	0	0
Campbell, Matt	1995-2000	3	32	10.7	12	0	0
Jones, Mark	2008	2	32	16.0	19	0	0
Reaves, Darrin	2014	5	31	6.2	16	0	0
Hartsock, Ben	2011-2013	2	30	15.0	25	0	0
Brockel, Richie	2011-2015	4	25	6.3	12	0	0
Anderson, C.J.	2018	1	24	24.0	24	1	0
Felton, Jerome	2011	2	24	12.0	17	0	0
Thomas, Blair	1995	3	24	8.0	14	0	0
Tillman, Lawyer	1995	2	22	11.0	12	0	0
Webb, Joe	2014-2016	2	19	9.5	16	0	0
Stone, Dwight	1995-1998	2	18	9.0	11	0	0
Smart, Rod	2002-2005	4	16	4.0	5	0	0

Dyson, Kevin	2003	2	15	7.5	9	0	0
Haynes, Alex	2007	3	14	4.7	6	0	0
Moore, Derrick	1995	4	12	3.0	5	0	0
Barner, Kenjon	2013, 2018	3	10	3.3	5	0	0
Simonson, Scott	2015-2017	1	10	10.0	10	0	0
Adams, Joe	2012	1	7	7.0	7	0	0
Martin, Charly	2009-2010	1	6	6.0	6	0	0
Shelton, Eric	2006	1	6	6.0	6	0	0
Armah, Alex	2017-2018	1	5	5.0	5	0	0
Cadet, Travaris	2018	1	5	5.0	5	0	0
Ajirotutu, Seyi	2011	1	4	4.0	4	0	0
Craig, Dameyune	1999-2001	2	4	2.0	4	0	0
Dennis, Mark	1995-1996	1	3	3.0	3	0	0
Gross, Jordan	2003-13	0	1	0.0	1	0	0
Collins, Kerry	1995-1998	1	-11	-11.0	-11	0	0
TOTAL		7,089	84,273	11.9	91t	506	133

TEAM YEAR BY YEAR	1995	263	3,304	12.6	89t	16	7
	1996	273	3,333	12.2	55	22	3
	1997	289	3,156	10.9	59t	17	5
	1998	292	3,624	12.4	72t	25	7
	1999	345	4,447	12.9	88t	36	11
	2000	340	3,850	11.3	54	19	7
	2001	314	3,098	9.9	48	12	2
	2002	255	2,981	11.7	69	15	5
	2003	270	3,238	12.0	67t	19	5
	2004	311	3,889	12.5	63	29	9
	2005	269	3,485	13.0	80t	25	10
	2006	325	3,486	10.7	72t	19	7
	2007	285	2,941	10.3	74t	19	5
	2008	246	3,288	13.4	65t	15	9
	2009	264	3,070	11.6	66	16	2
	2010	256	2,635	10.3	88t	9	1
	2011	312	4,089	13.1	91t	21	8
	2012	284	3,927	13.8	82	19	6
	2013	292	3,379	11.6	79t	24	1
	2014	327	3,828	11.7	51	23	6
	2015	300	3,873	12.9	74t	35	4
	2016	306	3,962	12.9	88t	21	4
	2017	293	3,319	11.3	64	22	4
	2018	378	4,071	10.8	82	28	3
TOTAL		7,089	84,273	11.9	91t	506	131

ALL-TIME CAREER INTERCEPTORS

INTERCEPTORS	YEARS	INTS	YDS	AVG	LONG	TDs
Gamble, Chris	2004-2012	27	326	12.1	61t	2
Davis, Eric	1996-2000	25	226	9.0	56t	2
Minter, Mike	1997-2006	17	421	24.8	62	4
Kuechly, Luke	2012-2018	16	127	7.9	32t	1
Marshall, Richard	2006-2010	14	315	22.5	73	2
Evans, Doug	1998-2001	14	162	11.6	49	1
Lucas, Ken	2005-2008	13	158	12.2	43	0
Davis, Thomas	2005-2018	13	79	6.1	31	0
Godfrey, Charles	2008-2014	11	179	16.3	38	1
Coleman, Kurt	2015-2017	11	146	13.3	37	2
Grant, Deon	2000-2003	11	137	12.5	43	0
Beason, Jon	2007-2013	9	107	11.9	44	0
Manning, Ricky	2003-2005	9	99	11.0	30	1
Munnerlyn, Captain	2009-13; 2017-18	8	232	29.0	74t	5
Norman, Josh	2012-2015	7	172	24.6	46t	2
Maxie, Brett	1995-1996	7	94	13.4	49	0
Witherspoon, Will	2002-2005	7	93	13.3	35	1
Cota, Chad	1995-1997	7	91	13.0	35	0
Mills, Sam	1995-1997	7	86	12.3	36t	1
Martin, Sherrod	2009-2012	7	85	12.1	34	0
Hitchcock, Jimmy	2000-2001	6	181	30.2	88t	1
Peppers, Julius	2002-09; 2017-18	6	177	29.5	97	2
Terrell, Pat	1995-1997	6	39	6.5	21	0
Morgan, Dan	2001-2007	5	56	11.2	22	0
Adams, Mike	2017-2018	5	53	10.6	40	0
Harris, Chris	2007-2009	5	49	9.8	30	0
Poole, Tyrone	1995-1997	5	43	8.6	35	0
Howard, Reggie	2001-2003	5	37	7.4	16	0
Wallace, Al	2002-2006	4	96	24.0	53	0
Brady, Jeff	1998	4	85	21.3	43	0
Branch, Colin	2003-2006	4	79	19.8	76	0
Mitchell, Mike	2013	4	63	15.8	38	0
Harper, Roman	2014-2015	4	43	10.8	31t	1
Bradberry, James	2016-2018	5	53	10.6	29	0
Jackson, Donte	2018	4	0	0.0	0	0
Boston, Tre	2014-2016	3	113	37.7	84t	1
McKyer, Tim	1995	3	99	33.0	96t	1
McCree, Marlon	2005	3	73	24.3	46	0
White, Melvin	2013-2014	3	32	10.7	23	0
Cook, Toi	1996-1997	3	28	9.3	22	0
Worley, Daryl	2016-2017	3	22	7.3	22	0
Cooper, Deke	2002; 2007	3	19	6.3	19	0
Jones, Colin	2012-2018	3	15	5.0	10	0
Anderson, James	2006-2012	3	6	2.0	5	0
Lester, Robert	2013-2014	3	5	1.7	5	0
Cason, Antoine	2014	2	81	40.5	80	0
Fields, Mark	2002-2004	2	51	25.5	30	0
Florence, Drayton	2013	2	40	20.0	38t	1
Nakamura, Haruki	2012	2	39	19.5	21	0
Buckner, Brentson	2001-2005	2	37	18.5	29	0
Alexander, Brent	1998-1999	2	18	9.0	18	0

Greene, Kevin	1996,1998-1999	2	18	9.0	18	0
Wells, Dean	1999-2001	2	15	7.5	14	0
McDaniel, Emmanuel	2002	2	13	6.5	13	0
Cousin, Terry	2002	2	4	2.0	4	0
Gilbert, Sean	1998-2002	2	4	2.0	4	0
Benwikere, Bené	2014-2016	2	1	0.5	1	0
Williams, Shaun	2006	2	1	0.5	1	0
Tillman, Charles	2015	2	0	0.0	0	0
Stanford, R.J.	2010-2011	1	53	53.0	53	0
Smith, Rod	1995-1996,1997-1998	1	43	43.0	43	0
Lofton, Steve	1995-1996,1998-1999	1	42	42.0	42	0
Reid, Eric	2018	1	39	39.0	39	0
DeCoud, Thomas	2014	1	35	35.0	35	0
McDowell, Bubba	1995	1	33	33.0	33	0
Kragen, Greg	1995-1997	1	29	29.0	29	0
Edwards, Dwan	2012-2015	1	27	27.0	27	0
Richardson, Damien	1998-2004	1	27	27.0	27	0
McClain, Robert	2010; 2015-2016	1	24	24.0	24	0
Veland, Tony	1998	1	24	24.0	24	0
Allen, Brian	2002-2004	1	21	21.0	21	0
Senn, Jordan	2009-2013	1	21	21.0	21	0
Nelson, Jonathan	2011	1	20	20.0	20	0
Williams, Teddy	2015-2017	1	19	19.0	19	0
Moorehead, Kindal	2003-2007	1	17	17.0	17	1
Thompson, Shaq	2015-2018	1	12	12.0	12	0
Barrow, Micheal	1997-1999	1	10	10.0	10	0
Burton, Shane	2002-2003	1	10	10.0	10	0
Hawkins, Artrell	2004	1	9	9.0	9	0
Kesier, Thomas	2011-2012	1	9	9.0	9	0
Klein, A.J.	2013-2015	1	8	8.0	8	0
Morton, Christian	2006	1	8	8.0	8	0
Ealy, Kony	2014-2016	1	7	7.0	7	0
McGill, Lenny	1998	1	6	6.0	6	0
Johnson, Ed	2010	1	5	5.0	5	0
Manuel, Marquand	2007	1	4	4.0	4	0
Lloyd, Greg	1998	1	3	3.0	3	0
King, Shawn	1995-1998	1	1	1.0	1	0
Lathon, Lamar	1995-1998	1	1	1.0	1	0
Anderson, Rashard	2000-2001	1	0	0.0	0	0
Brown, Everette	2009-2010	1	0	0.0	0	0
Diggs, Na'il	2006-2009	1	0	0.0	0	0
Navies, Hannibal	2000-2002	1	0	0.0	0	0
Obada, Efe	2018	1	0	0.0	0	0
Pieri, Damon	1995-1997	1	0	0.0	0	0
Robinson, Eugene	2000	1	0	0.0	0	0
Rucker, Mike	1999-2007	1	0	0.0	0	0
Thomas, Josh	2011-13	1	0	0.0	0	0
Towns, Lester	2000-2003	1	0	0.0	0	0
Williams, Jay	2000-2002	1	0	0.0	0	0
Woodall, Lee	2000	1	0	0.0	0	0
Pugh, Jordan	2010-2011	1	-2	-2.0	-2	0
TOTAL		386	5,362	13.9	97	31

ALL-TIME 300-YARD PASSING GAMES

PLAYER	DATE	OPPONENT	ATT	CMP	YDS	TD	INT
Newton, Cam	9/18/2011	Green Bay	46	28	432	1	3
Weinke, Chris	12/10/2006	New York Giants	61	34	423	1	3
Newton, Cam	9/11/2011	at Arizona	37	24	422	2	1
Newton, Cam	10/2/2011	at Chicago	46	27	374	1	1
Beuerlein, Steve	12/12/1999	at Green Bay	42	29	373	3	0
Beuerlein, Steve	12/18/1999	San Francisco	38	27	368	4	0
Delhomme, Jake	10/15/2006	at Baltimore	39	24	365	2	2
Beuerlein, Steve	9/10/2000	at San Francisco	32	24	364	3	1
Delhomme, Jake	10/19/2003	Tennessee	49	31	362	2	0
Newton, Cam	11/18/2018	at Detroit	37	25	357	3	1
Newton, Cam	10/8/2017	at Detroit	33	26	355	3	0
Newton, Cam	9/18/2016	San Francisco	40	24	353	4	1
Delhomme, Jake	10/30/2005	Minnesota	30	21	341	3	0
Newton, Cam	12/20/2015	at New York Giants	45	25	340	5	0
Delhomme, Jake	12/18/2004	at Atlanta	35	24	340	2	1
Newton, Cam	9/16/2018	at Atlanta	45	32	335	3	1
Newton, Cam†	1/24/2016	Arizona	28	19	335	2	1
Collins, Kerry	11/26/1995	at New Orleans	46	17	335	3	4
Beuerlein, Steve	10/3/1999	at Washington	47	23	334	1	1
Beuerlein, Steve	10/8/2000	Seattle	39	27	332	2	1
Newton, Cam	12/6/2015	at New Orleans	41	28	331	5	1
Reich, Frank	9/3/1995	at Atlanta	44	23	329	2	0
Collins, Kerry	9/21/1997	Kansas City	47	24	328	1	4
Collins, Kerry	12/8/1996	at San Francisco	37	22	327	3	0
Delhomme, Jake	10/25/2009	Buffalo	44	27	325	0	3
Delhomme, Jake†	2/1/2004	New England	33	16	323	3	0
Newton, Cam	10/16/2016	at New Orleans	47	27	322	2	1
Beuerlein, Steve	1/2/2000	New Orleans	41	22	322	5	0
Delhomme, Jake†	1/15/2006	at Chicago	33	24	319	3	1
Peete, Rodney	12/8/2002	Cincinnati	29	21	319	3	1
Delhomme, Jake	11/16/2003	Washington	30	20	317	0	2
Newton, Cam	10/1/2017	at New England	29	22	316	3	1
Delhomme, Jake	9/16/2007	Houston	41	27	316	3	1
Newton, Cam	9/27/2015	New Orleans	31	20	315	2	0
Newton, Cam	10/28/2012	at Chicago	39	20	314	0	2
Weinke, Chris	12/23/2001	St. Louis	51	24	312	1	0
Peete, Rodney	11/10/2002	New Orleans	40	23	310	2	1
Peete, Rodney	9/15/2002	Detroit	32	21	310	1	0
Beuerlein, Steve	10/22/2000	San Francisco	44	28	309	3	0
Collins, Kerry	10/29/1995	at New England	45	25	309	2	1
Delhomme, Jake	10/3/2004	Atlanta	38	23	308	0	2
Delhomme, Jake	9/20/2009	at Atlanta	41	25	308	1	1
Moore, Matt	10/24/2010	San Francisco	41	28	308	2	1
Newton, Cam	10/6/2013	at Arizona	39	21	308	0	3
Delhomme, Jake	1/2/2005	New Orleans	50	24	307	2	0
Newton, Cam	11/10/2014	at Philadelphia	40	25	306	2	3
Newton, Cam	11/26/2012	at Philadelphia	28	18	306	2	0
Delhomme, Jake	11/14/2004	at San Francisco	34	19	303	3	0
Newton, Cam	9/9/2012	at Tampa Bay	33	23	303	1	2

[illegible]

ALL-TIME 100-YARD RUSHING GAMES

PLAYER	DATE	OPPONENT	RSH	YDS	TD
Williams, DeAngelo	12/30/2012	at New Orleans	21	210	2
Stewart, Jonathan	12/27/2009	at New York Giants	28	206	1
Williams, DeAngelo	12/8/2008	Tampa Bay	19	186	2
McCaffrey, Christian	9/23/2018	Cincinnati	28	184	0
Williams, DeAngelo	12/28/2008	at New Orleans	25	178	0
Davis, Stephen	10/26/2003	at New Orleans	31	178	2
Foster, DeShaun	9/19/2004	at Kansas City	32	174	1
Huntley, Richard	1/6/2002	New England	21	168	0
Foster, DeShaun	1/1/2006	at Atlanta	18	165	1
Davis, Stephen	10/5/2003	New Orleans	30	159	1
Williams, DeAngelo	11/1/2009	at Arizona	23	158	0
Stewart, Jonathan	12/7/2014	New Orleans	20	155	1
Smith, Lamar	9/22/2002	at Minnesota	30	154	2
Davis, Stephen	11/2/2003	at Houston	30	153	0
Davis, Stephen	9/28/2003	Atlanta	21	153	1
Williams, DeAngelo	10/18/2009	at Tampa Bay	30	152	2
Foster, DeShaun†	1/8/2006	at New York Giants	27	151	0
Williams, DeAngelo	11/8/2009	at New Orleans	21	149	2
Lane, Fred	11/2/1997	Oakland	28	147	3
Davis, Stephen	9/14/2003	at Tampa Bay	33	142	0
Biakabutuka, Tshimanga	10/3/1999	at Washington	12	142	3
Williams, DeAngelo	11/9/2008	at Oakland	19	140	1
Lane, Fred	12/8/1997	at Dallas	34	138	0
Stewart, Jonathan	12/19/2010	Arizona	27	137	0
Johnson, Anthony	8/31/1997	Washington	20	134	0
Stewart, Jonathan	12/12/2010	Atlanta	18	133	0
Stewart, Jonathan	12/19/2016	at Washington	25	132	0
Biakabutuka, Tshimanga	9/26/1999	Cincinnati	8	132	2
Foster, DeShaun	12/4/2005	Atlanta	24	131	1
Stewart, Jonathan	11/16/2008	Detroit	15	130	1
Goings, Nick	12/26/2004	at Tampa Bay	33	127	0
Johnson, Anthony	10/13/1996	St. Louis	22	126	0
McCaffrey, Christian	11/25/2018	Seattle	17	125	1
Stewart, Jonathan	10/25/2015	Philadelphia	24	125	0
Stewart, Jonathan	1/3/2010	New Orleans	16	125	1
Stewart, Jonathan†	1/3/2015	Arizona	24	123	1
Williams, DeAngelo	10/5/2008	Kansas City	20	123	2
Johnson, Anthony	11/17/1996	at St. Louis	27	123	1
Johnson, Anthony	10/20/1996	New Orleans	29	123	0
Moore, Derrick	10/1/1995	Tampa Bay	21	123	1
Stewart, Jonathan	12/21/2014	Cleveland	24	122	0
Williams, DeAngelo	11/19/2009	Miami	13	122	0
Foster, DeShaun	9/23/2007	at Atlanta	20	122	0
Goings, Nick	12/5/2004	at New Orleans	36	122	1
Brown, Dee	12/1/2002	at Cleveland	27	122	0
Williams, DeAngelo	12/30/2007	at Tampa Bay	20	121	2
Williams, DeAngelo	10/14/2007	at Arizona	10	121	1
Goings, Nick	11/21/2004	Arizona	22	121	3
Biakabutuka, Tshimanga	10/21/2001	at Washington	20	121	1
Williams, DeAngelo	9/22/2013	New York Giants	23	120	0
Goodson, Mike	11/21/2010	Baltimore	22	120	0

Stewart, Jonathan	12/6/2009	Tampa Bay	26	120	1
Williams, DeAngelo	11/16/2008	Detroit	14	120	2
Lane, Fred	12/14/1997	Green Bay	19	119	1
Moore, Derrick	10/29/1995	at New England	28	119	0
Hoover, Brad	11/27/2000	Green Bay	24	117	1
Newton, Cam	12/9/2012	Atlanta	9	116	1
Williams, DeAngelo	10/9/2011	New Orleans	9	115	1
Stewart, Jonathan	12/8/2008	Tampa Bay	15	115	2
Davis, Stephen	11/30/2003	Philadelphia	23	115	0
Williams, DeAngelo	11/19/2006	St. Louis	20	114	0
Lane, Fred	11/30/1997	New Orleans	13	112	1
Davis, Stephen	9/7/2003	Jacksonville	22	111	0
Johnson, Anthony	12/1/1996	Tampa Bay	26	111	1
Stewart, Jonathan	11/13/2017	Miami	17	110	1
Stewart, Jonathan	10/18/2009	at Tampa Bay	17	110	1
Stewart, Jonathan	12/20/2009	Minnesota	25	109	1
Biakabutuka, Tshimanga	12/27/1998	at Indianapolis	25	109	1
Williams, DeAngelo	12/21/2008	at New York Giants	24	108	4
Williams, DeAngelo	10/26/2008	Arizona	17	108	1
Goings, Nick	12/12/2004	St. Louis	31	108	1
Newton, Cam	10/13/2014	at Cincinnati	17	107	1
McCaffrey, Christian	12/2/2018	at Tampa Bay	10	106	0
Foster, DeShaun	10/8/2006	Cleveland	24	106	0
Goings, Nick	11/28/2004	Tampa Bay	23	106	0
Foster, DeShaun	10/1/2006	New Orleans	16	105	1
Davis, Stephen†	1/3/2004	Dallas	26	104	1
Biakabutuka, Tshimanga	10/26/1997	Atlanta	23	104	2
Johnson, Anthony†	1/5/1997	Dallas	26	104	0
Stewart, Jonathan	12/10/2017	Minnesota	16	103	3
Biakabutuka, Tshimanga	10/8/2000	Seattle	23	103	0
Biakabutuka, Tshimanga	12/13/1998	Washington	17	103	1
Stewart, Jonathan	11/22/2015	Washington	21	102	0
Foster, DeShaun	12/24/2006	at Atlanta	28	102	0
Johnson, Anthony	10/6/1996	at Minnesota	23	102	1
McCaffrey, Christian	12/23/2018	Atlanta	21	101	0
Williams, DeAngelo	11/23/2008	at Atlanta	19	101	1
Lane, Fred	11/1/1998	New Orleans	35	101	1
Whittaker, Fozzy	9/18/2016	San Francisco	16	100	0
Newton, Cam	12/20/2015	at New York Giants	8	100	0
Goodson, Mike	11/14/2010	at Tampa Bay	23	100	0
Lane, Fred	9/13/1998	at New Orleans	18	100	0

† POSTSEASON

ALL-TIME 100-YARD RECEIVING GAMES

Player	Date	Opponent	Rec	Yds	TD
Smith, Steve†	1/15/2006	at Chicago	12	218	2
Smith, Steve	10/30/2005	Minnesota	11	201	1
Muhammad, Muhsin	9/13/1998	at New Orleans	9	192	1
Smith, Steve	10/15/2006	at Baltimore	8	189	1
Muhammad, Muhsin	11/16/2003	Washington	9	189	0
Olsen, Greg	10/10/2016	Tampa Bay	9	181	0
Smith, Steve	10/2/2011	at Chicago	8	181	0
Muhammad, Muhsin	12/5/2004	at New Orleans	10	179	1
Smith, Steve	9/11/2011	at Arizona	8	178	2
Smith, Steve	9/25/2005	at Miami	11	170	3
Smith, Steve	11/20/2005	at Chicago	14	169	0
Smith, Steve	11/23/2008	at Atlanta	8	168	0
Smith, Steve	12/14/2008	Denver	9	165	1
Jeffers, Patrick	1/2/2000	New Orleans	7	165	2
Smith, Steve†	1/10/2004	at St. Louis	6	163	1
Jeffers, Patrick	12/27/1999	at Pittsburgh	5	160	2
Moore, DJ	11/18/2018	at Detroit	7	157	1
Smith, Steve	12/20/2009	Minnesota	9	157	1
Green, Willie	12/8/1996	at San Francisco	7	157	1
Green, Willie	11/12/1995	at St. Louis	6	157	1
Smith, Steve	9/18/2011	Green Bay	6	156	0
Smith, Steve	9/16/2007	Houston	8	153	3
Smith, Steve	10/19/2003	Tennessee	10	151	1
Muhammad, Muhsin	10/3/1999	at Washington	8	151	0
Smith, Steve	11/13/2006	Tampa Bay	8	149	1
Muhammad, Muhsin	9/28/2008	Atlanta	8	147	1
Jeffers, Patrick	12/12/1999	at Green Bay	8	147	2
Walls, Wesley	9/7/1997	at Atlanta	7	147	0
Green, Willie	12/17/1995	Atlanta	4	147	1
Carter, Drew	12/10/2006	New York Giants	8	144	1
Smith, Steve	12/8/2002	Cincinnati	5	144	1
Smith, Steve	10/23/2011	Washington	7	143	0
Muhammad, Muhsin†	2/1/2004	New England	4	140	1
Smith, Steve	9/11/2005	New Orleans	8	138	1
Jeffers, Patrick	12/18/1999	San Francisco	8	138	1
Smith, Steve	12/22/2007	Dallas	9	137	1
Smith, Steve	10/14/2007	at Arizona	10	136	1
Muhammad, Muhsin	12/18/2004	at Atlanta	10	135	1
Smith, Steve†	1/3/2004	Dallas	5	135	1
Olsen, Greg	9/27/2015	New Orleans	8	134	2
Smith, Steve	12/28/2008	at New Orleans	5	134	0
Proehl, Ricky	11/9/2003	Tampa Bay	3	133	1
Hayes, Donald	11/28/1999	Atlanta	5	133	1
Carter, Drew	11/18/2007	at Green Bay	5	132	1
Muhammad, Muhsin	9/23/2001	at Atlanta	10	132	0
Carrier, Mark	11/26/1995	at New Orleans	6	132	2
Olsen, Greg	10/18/2015	at Seattle	7	131	1
Smith, Steve	9/20/2009	at Atlanta	8	131	0
Smith, Steve	1/1/2006	at Atlanta	9	131	1
Muhammad, Muhsin	11/27/2000	Green Bay	11	131	2
Olsen, Greg	12/6/2015	at New Orleans	9	129	0

Muhammad, Muhsin	10/22/2000	San Francisco	9	127	0
Smith, Steve	10/22/2006	at Cincinnati	8	126	0
Muhammad, Muhsin	12/18/1999	San Francisco	11	126	3
Smith, Steve	12/11/2011	Atlanta	6	125	0
Gettis, David	10/24/2010	San Francisco	8	125	2
Muhammad, Muhsin	11/14/1999	at St. Louis	9	125	0
Carrier, Mark	9/26/1996	at Jacksonville	8	124	2
Smith, Steve	10/16/2005	at Detroit	6	123	1
Muhammad, Muhsin	11/14/2004	at San Francisco	6	123	3
Olsen, Greg	9/18/2016	San Francisco	5	122	1
Smith, Steve	10/19/2008	New Orleans	6	122	1
Green, Willie	9/3/1995	at Atlanta	7	121	1
Ginn, Jr., Ted	12/13/2015	Atlanta	2	120	2
Smith, Steve	12/2/2012	at Kansas City	5	120	1
Olsen, Greg	11/10/2014	at Philadelphia	6	119	0
Smith, Steve	10/9/2005	at Arizona	8	119	2
Ismail, Raghib	9/6/1998	Atlanta	6	119	1
Smith, Steve	10/28/2012	at Chicago	7	118	0
Smith, Steve	9/9/2007	at St. Louis	7	118	1
Muhammad, Muhsin	11/21/2004	Arizona	6	118	2
Muhammad, Muhsin	12/13/1998	Washington	7	118	0
Smith, Steve	12/8/2008	Tampa Bay	9	117	1
Smith, Steve	10/26/2008	Arizona	5	117	2
Muhammad, Muhsin	9/26/1999	Cincinnati	8	117	0
Ismail, Raghib	10/11/1998	at Dallas	6	117	2
Olsen, Greg	12/17/2017	Green Bay	9	116	1
Smith, Steve	9/29/2002	at Green Bay	5	116	0
Ginn, Jr., Ted	11/27/2016	at Oakland	4	115	1
Benjamin, Kelvin	9/21/2014	Pittsburgh	8	115	1
Muhammad, Muhsin	12/26/2004	at Tampa Bay	8	115	2
Colbert, Keary	10/10/2004	at Denver	4	115	1
Hayes, Donald	9/10/2000	at San Francisco	6	115	1
Muhammad, Muhsin	10/3/2004	Atlanta	7	114	0
Muhammad, Muhsin	12/24/2000	at Oakland	10	114	0
Carrier, Mark	10/8/1995	at Chicago	5	114	1
Brown, Corey†	1/24/2016	Arizona	4	113	1
Olsen, Greg†	1/24/2016	Arizona	6	113	0
McCaffrey, Christian	11/25/2018	Seattle	11	112	1
Smith, Steve	10/12/2008	at Tampa Bay	6	112	0
Smith, Steve	9/24/2006	at Tampa Bay	7	112	0
Muhammad, Muhsin	11/10/2002	New Orleans	4	112	0
Olsen, Greg	12/14/2014	Tampa Bay	10	110	0
Carruth, Rae	9/21/1997	Kansas City	8	110	0
Benjamin, Kelvin	11/16/2014	Atlanta	9	109	1
Smith, Steve	12/9/2012	Atlanta	7	109	0
Ismail, Raghib	12/27/1998	at Indianapolis	7	109	1
Funchess, Devin	11/26/2017	at New York Jets	7	108	0
Benjamin, Kelvin	9/18/2016	San Francisco	7	108	2
Muhammad, Muhsin	9/10/2000	at San Francisco	8	108	1
Ismail, Raghib	11/3/1996	at Atlanta	5	108	0
LaFell, Brandon	10/13/2013	at Minnesota	4	107	1
Muhammad, Muhsin	9/15/2002	Detroit	8	107	1
Jeffers, Patrick	12/5/1999	St. Louis	7	107	1
Carruth, Rae	10/12/1997	at Minnesota	6	107	1
Smith, Steve	9/9/2012	at Tampa Bay	7	106	0
Johnson, Keyshawn	9/17/2006	at Minnesota	5	106	0

Smith, Steve	11/6/2005	at Tampa Bay	5	106	1
Muhammad, Muhsin	10/31/2004	at Seattle	8	106	2
Muhammad, Muhsin	12/8/2002	Cincinnati	8	106	1
Walls, Wesley	11/23/1997	at St. Louis	8	106	0
Olsen, Greg	10/19/2014	at Green Bay	8	105	0
Smith, Steve	11/30/2008	at Green Bay	4	105	0
Green, Willie	11/26/1995	at New Orleans	4	105	1
Benjamin, Kelvin	10/1/2017	at New England	4	104	0
Benjamin, Kelvin	12/14/2014	Tampa Bay	8	104	0
Ginn, Jr., Ted†	1/12/2014	San Francisco	4	104	0
Smith, Steve	9/16/2012	New Orleans	3	104	0
Proehl, Ricky	12/24/2005	Dallas	2	104	1
Muhammad, Muhsin	12/9/2001	at Buffalo	8	104	0
Muhammad, Muhsin	10/4/1998	at Atlanta	4	104	1
LaFell, Brandon	12/24/2011	Tampa Bay	3	103	1
Smith, Steve	12/11/2005	Tampa Bay	5	103	0
Muhammad, Muhsin†	1/3/2004	Dallas	4	103	0
Smith, Steve	10/12/2003	at Indianapolis	6	103	1
Muhammad, Muhsin	9/19/1999	Jacksonville	4	103	1
McCaffrey, Christian	9/16/2018	at Atlanta	14	102	0
Olsen, Greg	11/11/2012	Denver	9	102	2
Muhammad, Muhsin	12/10/2000	at Kansas City	8	102	0
Walls, Wesley	10/8/2000	Seattle	7	102	0
Ismail, Raghib	11/30/1997	New Orleans	6	102	0
McCaffrey, Christian	9/24/2017	New Orleans	9	101	0
Williams, DeAngelo	12/4/2006	at Philadelphia	7	101	1
Carrier, Mark	12/24/1995	at Washington	7	101	0
Smith, Steve	10/30/2011	Minnesota	7	100	1
Stewart, Jonathan	9/18/2011	Green Bay	8	100	0
Colbert, Keary	10/31/2004	at Seattle	4	100	0
Smith, Steve	10/26/2003	at New Orleans	9	100	0
Carrier, Mark	10/25/1998	Buffalo	5	100	1

† POSTSEASON

OPPONENTS' ALL-TIME 300-YARD PASSING GAMES

PLAYER	DATE	OPPONENT	ATT	CMP	YDS	TD	INT
Ryan, Matt	10/2/2016	at Atlanta	37	28	503	4	1
Brees, Drew	10/16/2016	New Orleans	49	34	465	4	1
Green, Trent	11/5/2000	at St. Louis	42	29	431	2	0
Brees, Drew	12/30/2012	at New Orleans	43	29	396	4	1
McCown, Josh	10/9/2005	at Arizona	46	29	394	2	3
Young, Steve	12/8/1996	at San Francisco	41	27	393	3	2
Brees, Drew	1/1/2012	at New Orleans	35	28	389	5	1
Favre, Brett	9/27/1998	Green Bay	45	27	388	5	3
Brees, Drew	12/28/2008	at New Orleans	49	30	386	4	1
Warner, Kurt	10/26/2008	Arizona	49	35	381	2	1
Rodgers, Aaron	11/9/2015	Green Bay	48	25	369	4	1
Ryan, Matt	9/30/2012	at Atlanta	40	25	369	3	1
Winston, Jameis	12/24/2017	Tampa Bay	27	21	367	1	0
Wilson, Russell†	1/17/2016	Seattle	48	31	366	3	2
Palmer, Carson	10/30/2016	Arizona	46	35	363	3	1
Harrington, Joey	9/23/2007	at Atlanta	44	31	361	2	0
Brees, Drew	10/9/2011	New Orleans	45	32	359	2	1
Culpepper, Daunte	11/19/2000	at Minnesota	29	22	357	3	0
Brady, Tom†	2/1/2004	at New England	48	32	354	3	1
Dalton, Andy	9/23/2018	Cincinnati	46	29	352	2	4
Warner, Kurt	12/5/1999	St. Louis	31	22	351	3	2
Brees, Drew	10/1/2006	New Orleans	38	28	349	1	0
Griese, Brian	11/28/2004	Tampa Bay	39	27	347	2	1
Banks, Tony	10/21/2001	at Washington	30	17	346	1	1
King, Shaun	11/21/2004	Arizona	52	28	343	1	3
Ryan, Matt	12/9/2012	Atlanta	49	34	342	2	1
Detmer, Ty	10/27/1996	at Philadelphia	38	23	342	1	1
Johnson, Brad	9/14/2003	at Tampa Bay	61	34	339	1	1
Wilson, Russell†	11/25/2018	Seattle	31	22	339	2	0
Johnson, Brad	10/3/1999	at Washington	33	20	337	4	0
Young, Steve	12/10/1995	San Francisco	45	31	336	2	1
Stafford, Matthew	11/20/2011	at Detroit	36	28	335	5	2
Sanchez, Mark	11/10/2014	at Philadelphia	37	20	332	2	0
Bulger, Marc†	1/10/2004	St. Louis	46	27	332	0	3
Brees, Drew	11/8/2009	at New Orleans	35	24	330	1	1
Brooks, Aaron	12/2/2001	at New Orleans	40	26	330	3	1
Roethlisberger, Ben	11/8/2018	at Pittsburgh	25	22	328	5	0
Flacco, Joe	9/28/2014	at Baltimore	31	22	327	3	0
Grbac, Elvis	11/5/1995	at San Francisco	37	26	327	0	2
Manning, Eli	10/7/2018	New York Giants	36	22	326	2	2
Winston, Jameis	1/3/2016	Tampa Bay	47	29	325	0	2
Brees, Drew	9/16/2012	New Orleans	49	31	325	1	2
Toliver, Billy Joe	11/1/1998	New Orleans	48	24	325	2	2
Dalton, Andy	10/12/2014	at Cincinnati	43	33	323	2	2
Freeman, Josh	12/6/2009	Tampa Bay	44	23	321	0	5
Garcia, Jeff	12/8/2008	Tampa Bay	38	24	321	2	0
Griese, Brian	12/26/2004	at Tampa Bay	41	30	321	3	2
Russell Wilson	9/8/2013	Seattle	33	25	320	1	0
Ryan, Matt	12/11/2011	Atlanta	38	22	320	4	0
Roethlisberger, Ben	12/23/2010	at Pittsburgh	32	22	320	1	0
Ryan, Matt	12/31/2017	at Atlanta	45	28	317	1	0

Cousins, Kirk	12/19/2016	at Washington	47	32	315	0	1
Carr, Derek	11/27/2016	at Oakland	38	26	315	2	1
Grbac, Elvis	12/10/2000	at Kansas City	44	31	315	1	2
Chandler, Chris	11/28/1999	Atlanta	42	24	315	4	0
Ryan, Matt	11/5/2017	Atlanta	38	24	313	2	1
Brees, Drew	12/8/2013	at New Orleans	42	30	313	4	0
Garcia, Jeff	12/4/2006	at Philadelphia	39	21	312	3	0
Wentz, Carson	10/21/2018	at Philadelphia	37	30	310	2	0
McCown, Luke	9/27/2015	New Orleans	38	31	310	0	1
Tannehill, Ryan	11/24/2013	at Miami	42	28	310	1	1
George, Jeff	12/17/1995	Atlanta	53	29	310	2	2
Kolb, Kevin	9/11/2011	at Arizona	27	18	309	2	0
Rodgers, Aaron	9/18/2011	Green Bay	30	19	308	2	0
Favre, Brett	9/30/2001	Green Bay	39	25	308	3	2
McCown, Josh	11/26/2017	at New York Jets	36	19	307	3	0
Brady, Tom	10/1/2017	at New England	45	32	307	2	0
Garcia, Jeff	10/22/2000	San Francisco	39	25	307	2	1
Ryan, Matt	12/27/2015	at Atlanta	30	23	306	1	0
Garcia, Jeff	11/18/2001	San Francisco	54	34	305	3	2
George, Jeff	11/2/1997	Oakland	38	24	304	2	1
Favre, Brett	10/3/2005	Green Bay	47	28	303	4	1
Garcia, Jeff	12/18/1999	San Francisco	46	29	303	2	1
Favre, Brett	12/12/1999	at Green Bay	38	26	302	2	1
Manning, Peyton	11/11/2012	Denver	38	27	301	1	0
Flacco, Joe	11/21/2010	Baltimore	33	24	301	1	0

† POSTSEASON

OPPONENTS' ALL-TIME 100-YARD RUSHING GAMES

PLAYER	DATE	OPPONENT	RSH	YDS	TD
Ward, Derrick	12/21/2008	at New York Giants	15	215	0
Forte, Matt	10/2/2011	at Chicago	25	205	1
Faulk, Marshall	12/23/2001	St. Louis	30	202	2
Alexander, Shaun	10/31/2004	at Seattle	32	195	1
Jones, Julius	12/24/2005	Dallas	34	194	2
Droughns, Reuben	10/10/2004	at Denver	30	193	0
Faulk, Marshall	11/11/2001	at St. Louis	15	183	2
Brown, Bryce	11/26/2012	at Philadelphia	19	178	2
Forte, Matt	10/10/2010	Chicago	22	166	2
Martin, Curtis	10/28/2001	New York Jets	27	159	0
Bell, Le'Veon	9/21/2014	Pittsburgh	21	147	0
Williams, Ricky	10/14/2001	New Orleans	31	147	1
Candidate, Trung	11/11/2001	at St. Louis	16	145	1
Williams, Ricky	10/15/2000	at New Orleans	38	144	2
Vick, Michael	12/7/2003	at Atlanta	14	141	1
Hearst, Garrison	9/29/1997	San Francisco	28	141	1
Allen, Terry	8/31/1997	Washington	25	141	2
Smith, Kevin	11/20/2011	at Detroit	16	140	2
McAlister, Deuce	1/2/2005	New Orleans	28	140	1
Staley, Duce	11/7/1999	Philadelphia	17	140	1
Turner, Michael	10/16/2011	at Atlanta	27	139	2
Hearst, Garrison	12/6/1998	San Francisco	20	139	1
Martin, Doug	11/18/2012	Tampa Bay	24	138	0
Bernard, Giovani	10/12/2014	at Cincinnati	18	137	1
Bettis, Jerome	12/26/1999	at Pittsburgh	33	137	1
Dunn, Warrick	12/18/2004	at Atlanta	28	134	1
Davis, Stephen	9/3/2000	at Washington	23	133	1
Taylor, Fred	12/9/2007	at Jacksonville	18	132	1
Parker, Willie	12/17/2006	Pittsburgh	23	132	1
Dunn, Warrick	9/10/2006	Atlanta	29	132	0
Alexander, Shaun†	1/22/2006	at Seattle	34	132	2
Brown, Ronnie	9/25/2005	at Miami	23	132	1
Smith, Emmitt	10/1/2000	Dallas	24	132	1
Hillis, Peyton	11/28/2010	at Cleveland	26	131	3
Johnson, Chris	11/13/2011	Tennessee	27	130	1
Charles, Jamal	12/2/2012	at Kansas City	27	127	0
Ivory, Chris	1/1/2012	at New Orleans	19	127	1
Abdul-Jabbar, Karim	11/15/1998	Miami	25	127	1
McAlister, Deuce	10/5/2003	New Orleans	23	124	0
Stewart, James	9/19/1999	Jacksonville	27	124	2
Jones-Drew, Maurice	9/25/2011	Jacksonville	24	122	0
Smith, Robert	10/12/1997	at Minnesota	23	120	1
Williams, Ricky	11/19/2009	Miami	22	119	2
Green, Ahman	9/13/2004	Green Bay	33	119	2
Blount, LeGarrette	9/21/2014	Pittsburgh	1	118	1
Faulk, Marshall	12/5/1999	St. Louis	22	118	0
Turner, Michael	11/23/2008	at Atlanta	24	117	4
McAlister, Deuce	12/29/2002	at New Orleans	28	117	0
Anderson, Jamal	10/4/1998	at Atlanta	31	117	1
Hill, Brian	12/23/2018	Atlanta	8	115	0
Dunn, Warrick	10/12/2008	at Tampa Bay	22	115	0
Brown, Andre	9/20/2012	New York Giants	20	113	2

Taylor, Chester	9/17/2006	at Minnesota	24	113	0
Dillon, Corey	9/26/1999	Cincinnati	20	113	0
Turner, Michael	12/12/2010	Atlanta	28	112	3
Smith, Kevin	11/16/2008	Detroit	24	112	0
Barber, Tiki	12/10/2006	New York Giants	20	112	0
Williams, Carnell	12/11/2005	Tampa Bay	29	112	2
Smith, Emmitt	10/11/1998	at Dallas	21	112	1
Moore, Jerald	12/20/1997	St. Louis	27	112	0
Turner, Michael	11/15/2009	Atlanta	9	111	0
Thomas, Pierre	9/16/2012	New Orleans	9	110	0
Barber, Marion	12/22/2007	Dallas	22	110	1
Martin, Curtis	11/29/1998	at New York Jets	21	110	2
Foster, Arian	12/18/2011	at Houston	16	109	1
Anderson, Jamal	11/3/1996	at Atlanta	22	109	1
Washington, Dwayne	12/30/2018	at New Orleans	11	108	0
Anderson, Jamal	9/1/1996	Atlanta	14	108	0
Coleman, Tevin	9/16/2018	at Atlanta	16	107	0
Jennings, Rashad	12/20/2015	at New York Giants	16	107	1
Rawls, Thomas	12/4/2016	at Seattle	15	106	2
Turner, Michael	9/20/2009	at Atlanta	28	105	1
Salaam, Rashan	10/8/1995	at Chicago	28	105	0
Betts, Ladell	11/26/2006	at Washington	24	104	0
Davis, Terrell	11/9/1997	at Denver	21	104	0
Spiller, C.J.	9/15/2013	at Buffalo	16	103	0
Turner, Michael	9/30/2012	at Atlanta	13	103	0
Smith, Robert	11/19/2000	at Minnesota	23	103	1
Gore, Frank	10/24/2010	San Francisco	19	102	0
Williams, Ricky	12/2/2001	at New Orleans	27	102	0
Stewart, Kordell	12/22/1996	Pittsburgh	7	102	1
Smith, Robert	10/6/1996	at Minnesota	27	102	0
Rodgers, Jacquizz	10/10/2016	Tampa Bay	30	101	0
Johnson, Rudi	10/22/2006	at Cincinnati	26	101	0
McAlister, Deuce	10/26/2003	at New Orleans	26	101	0
Henry, Travis	12/9/2001	at Buffalo	27	101	1
Ingram, Mark	10/30/2014	New Orleans	30	100	2
White, LenDale	11/4/2007	at Tennessee	31	100	1
Addai, Joseph	10/28/2007	Indianapolis	23	100	2
Duckett, T.J.	9/28/2003	Atlanta	14	100	0

† POSTSEASON

OPPONENTS' ALL-TIME 100-YARD RECEIVING GAMES

PLAYER	DATE	OPPONENT	REC	YDS	TD
Jones, Julio	10/2/2016	at Atlanta	12	300	1
Gardner, Rod	10/21/2001	at Washington	6	208	1
Bryant, Antonio	12/8/2008	Tampa Bay	9	200	2
Jones, Julio	12/27/2015	at Atlanta	9	178	1
Sharpe, Shannon	11/9/1997	at Denver	8	174	0
Cooks, Brandin	10/16/2016	New Orleans	7	173	1
White, Roddy	9/30/2012	at Atlanta	8	169	2
Wayne, Reggie	10/28/2007	Indianapolis	7	168	1
Fitzgerald, Larry†	1/10/2009	Arizona	8	166	1
Freeman, Antonio	12/14/1997	Green Bay	10	166	2
Brown, Tim	11/2/1997	Oakland	10	163	0
Boldin, Anquan	10/9/2005	at Arizona	10	162	1
Horn, Joe	12/5/2004	at New Orleans	8	160	2
Holt, Torry	12/12/2004	St. Louis	6	151	1
Horn, Joe	12/2/2001	at New Orleans	13	150	1
Jackson, Vincent	10/4/2015	at Tampa Bay	10	147	1
Hakim, Az-Zahir	11/5/2000	at St. Louis	8	147	1
Anderson, Robby	11/26/2017	at New York Jets	6	146	2
Irvin, Michael	10/11/1998	at Dallas	6	146	0
Colston, Marques	1/1/2012	at New Orleans	7	145	2
Moulds, Eric	10/25/1998	Buffalo	5	145	2
Branch, Deion†	2/1/2004	at New England	10	143	1
Fryar, Irving	10/27/1996	at Philadelphia	7	143	0
Graham, Jimmy	10/18/2015	at Seattle	8	140	0
Westbrook, Michael	10/3/1999	at Washington	8	140	2
Smith, Steve	9/28/2014	at Baltimore	7	139	2
Ertz, Zach	10/21/2018	at Philadelphia	9	138	0
Matthews, Jordan	11/10/2014	at Philadelphia	7	138	2
Barden, Ramses	9/20/2012	New York Giants	9	138	0
Carter, Cris	11/19/2000	at Minnesota	8	138	1
Boldin, Anquan†	1/12/2014	San Francisco	8	136	0
Fitzgerald, Larry	10/9/2005	at Arizona	9	136	1
Thomas, Demaryius	11/11/2012	Denver	9	135	0
Pittman, Michael	11/28/2004	Tampa Bay	8	134	2
Connell, Albert	10/3/1999	at Washington	5	134	2
Boyd, Tyler	9/23/2018	Cincinnati	6	132	1
Colston, Marques	10/1/2006	New Orleans	5	132	1
Beckham, Odell	10/7/2018	New York Giants	8	131	1
Holt, Torry	11/5/2000	at St. Louis	4	130	0
Graham, Jimmy	10/9/2011	New Orleans	8	129	0
Kearse, Jermaine†	1/10/2014	at Seattle	3	129	1
Rice, Jerry	12/8/1996	at San Francisco	10	129	1
Sproles, Darren	9/16/2012	New Orleans	13	128	0
White, Roddy	9/23/2007	at Atlanta	7	127	1
Wallace, Mike	11/24/2013	at Miami	5	127	1
Boston, David	12/30/2001	Arizona	7	127	2
Rice, Jerry	9/22/1996	San Francisco	10	127	0
Colston, Marques	12/8/2013	at New Orleans	9	125	2
Fitzgerald, Larry	12/19/2010	Arizona	9	125	0
Colston, Marques	12/28/2008	at New Orleans	7	123	1
Owens, Terrell	10/17/2004	at Philadelphia	4	123	0

Mathis, Terance	9/1/1996	Atlanta	4	123	0
Wayne, Reggie	11/27/2011	at Indianapolis	5	122	1
Hakim, Az-Zahir	12/5/1999	St. Louis	4	122	2
Cobb, Randall	10/19/2014	at Green Bay	6	121	1
Moore, Lance	12/30/2012	at New Orleans	4	121	0
Rice, Jerry	12/10/1995	San Francisco	6	121	0
Sanu, Mohamed	10/12/2014	at Cincinnati	10	120	1
Johnson, Andre	9/16/2007	Houston	7	120	2
Burress, Plaxico	12/15/2002	at Pittsburgh	6	120	1
Harrison, Marvin	10/12/2003	at Indianapolis	8	119	0
Jones, Julio	11/5/2017	Atlanta	6	118	0
McCardell, Keenan	11/9/2003	Tampa Bay	9	118	1
Owens, Terrell	10/7/2001	at San Francisco	8	118	2
White, Roddy	12/9/2012	Atlanta	9	117	1
Levens, Dorsey†	1/12/1997	at Green Bay	5	117	1
Celek, Brent	11/10/2014	at Philadelphia	5	116	0
Bryant, Antonio	12/6/2009	Tampa Bay	5	116	0
Bruce, Isaac†	1/10/2004	at St. Louis	7	116	0
Connell, Albert	12/13/1998	Washington	8	116	1
Graham, Jimmy	12/30/2012	at New Orleans	9	115	1
Fitzgerald, Larry	10/26/2008	Arizona	7	115	0
Smith, Jimmy	9/19/1999	Jacksonville	10	115	0
Hilliard, Ike	9/30/2007	Tampa Bay	7	114	0
Ochocinco, Chad	12/8/2002	Cincinnati	6	114	0
Golladay, Kenny	11/18/2018	at Detroit	8	113	1
Garner, Charlie	10/22/2000	San Francisco	7	112	0
Copeland, Russell	9/10/1995	at Buffalo	2	112	1
Jackson, DeSean	12/19/2016	at Washington	7	111	0
Johnson, Stevie	9/15/2013	at Buffalo	8	111	1
Stallworth, Donte'	12/4/2006	at Philadelphia	4	111	1
Bruce, Isaac	12/5/1999	St. Louis	6	111	0
Rice, Jerry	11/5/1995	at San Francisco	8	111	0
Crabtree, Michael	11/27/2016	at Oakland	8	110	0
Kearse, Jermaine†	1/17/2016	Seattle	11	110	2
Mills, Ernie	10/11/1998	at Dallas	5	110	1
Dawkins, Sean	9/13/1998	at New Orleans	5	110	1
Owens, Terrell	12/8/1996	at San Francisco	5	110	1
Bruce, Isaac	11/12/1995	at St. Louis	9	110	1
Harris, Jackie	10/1/1995	Tampa Bay	5	108	0
Lockett, Tyler	11/25/2018	Seattle	5	107	1
Evans, Mike	12/24/2017	Tampa Bay	6	107	0
Williams, Damian	11/13/2011	Tennessee	5	107	1
Owens, Terrell	10/29/2006	Dallas	9	107	0
Chrebet, Wayne	11/29/1998	at New York Jets	7	107	2
Mathis, Terance	10/26/1997	Atlanta	8	107	0
Moss, Randy	11/19/2000	at Minnesota	5	106	1
Thielen, Adam	12/10/2017	Minnesota	6	105	1
Jermaine Kearse	11/26/2017	at New York Jets	7	105	1
Forte, Matt	10/5/2014	Chicago	12	105	1
Doucet, Early	9/11/2011	at Arizona	3	105	1
Welker, Wes	12/13/2009	at New England	10	105	0
Pollard, Marcus	10/16/2005	at Detroit	3	105	0
Cooks, Brandin	12/6/2015	at New Orleans	6	104	1
White, Roddy	12/28/2014	at Atlanta	8	104	0
Jones, Julio	12/11/2011	Atlanta	3	104	2
Wallace, Mike	12/23/2010	at Pittsburgh	4	104	1

Finneran, Brian	11/24/2002	Atlanta	4	104	0
Galloway, Joey	10/13/2002	at Dallas	3	104	1
Poole, Keith	1/2/2000	New Orleans	6	104	0
Moore, David	11/25/2018	Seattle	4	103	1
Williamson, Troy	9/17/2006	at Minnesota	6	102	0
Stallworth, Donte'	12/18/2005	at New Orleans	5	102	1
Johnson, Keyshawn	9/14/2003	at Tampa Bay	9	102	0
Gadsden, Oronde	11/4/2001	at Miami	5	102	0
Dwight, Tim	11/28/1999	Atlanta	5	102	0
Dawkins, Sean	11/1/1998	New Orleans	6	102	0
Mathis, Terance	12/17/1995	Atlanta	8	102	0
Godwin, Chris	12/2/2018	at Tampa Bay	5	101	1
Henderson, Devery	10/7/2007	at New Orleans	4	101	0
Clayton, Mark	10/15/2006	at Baltimore	5	101	2
Wilson, Cedrick	11/14/2004	at San Francisco	5	101	0
Horn, Joe	11/10/2002	New Orleans	6	101	0
Bruce, Isaac	9/17/1995	St. Louis	5	100	0

† POSTSEASON



***GAME
SUMMARIES***

GAME 1 CAROLINA 16 — DALLAS 8

September 9, 2018
Bank of America Stadium • Charlotte, NC.

After a late surge by the visiting Dallas Cowboys, the Carolina Panthers hung on for a 16-8 victory in their season opener at Bank of America Stadium. Dallas running back Ezekiel Elliott scored on a 4-yard run with 8:51 left to cut the Panthers' 16-0 lead in half, and then the Carolina defense was once again called upon to make a big play - something the unit had done all game. With 1:39 remaining in the contest, defensive end Mario Addison crunched quarterback Dak Prescott, forcing a fumble that cornerback Captain Munnerlyn recovered to allow Carolina to run out the clock. The defense dominated most of the game, holding the Cowboys to 60 yards, zero third-down conversions and no scoring drives in the first half. Linebacker Shaq Thompson was a major piece to the defense's game-winning puzzle, totaling nine tackles and a sack that eventually helped set up the Panthers' first touchdown after a quick Dallas three-and-out. While the defense made the big play to seal the win, the offense put all of Carolina's points on the board. Quarterback Cam Newton finished the night 17-of-26 for 161 yards and led the team with 58 rushing yards, including a touchdown in the second quarter. After Newton's touchdown run, the Panthers' next score came by way of a field goal from kicker Graham Gano to close the first half. Their final score of the night came early in the fourth when fullback Alex Armah punched in his first career TD on a 1-yard plunge.

FINAL INDIVIDUAL and TEAM STATISTICS

Dallas Cowboys										Carolina Panthers									
RUSHING	ATT		YDS	AVG	LG	TD	RUSHING				ATT		YDS	AVG	LG	TD			
Elliott	15		69	4.6	17	1	Newton				13		58	4.5	29	1			
Prescott	5		19	3.8	9	0	McCaffrey				10		50	5.0	15	0			
R. Smith	1		5	5.0	5	0	Anderson				7		35	5.0	9	0			
Austin	1		1	1.0	1	0	Moore				1		3	3.0	3	0			
							Armah				1		1	1.0	1	1			
Total	22		94	4.3	17	1	Total				32		147	4.6	29	2			
PASSING	ATT	CMP	YDS	SK/YD	TD	LG	IN	Rtg.	PASSING	ATT	CMP	YDS	SK/YD	TD	LG	IN	Rtg.		
Prescott	29	19	170	6/32	2	20	0	81.1	Newton	26	17	161	3/15	0	19	0	82.4		
Total	29	19	170	6/32	2	20	0	81.1	Total	26	17	161	3/15	0	19	0	82.4		
PASS RECEIVING			NO	YDS	AVG	LG	TD	PASS RECEIVING			NO	YDS	AVG	LG	TD				
Beasley			7	73	10.4	17	0	McCaffrey			6	45	7.5	14	0				
Thompson			3	27	9.0	13	0	Funchess			3	41	13.7	15	0				
Swaim			3	18	6.0	11	0	Wright			3	23	7.7	10	0				
Elliott			3	18	5.7	13	0	Olsen			2	33	16.5	19	0				
Hurns			1	20	20.0	20	0	Thomas			2	4	2.0	7	0				
Gallup			1	9	9.0	9	0	T. Smith			1	15	15.0	15	0				
Williams			1	6	6.0	6	0												
Total			19	170	8.9	20	0	Total			17	161	9.5	19	0				
INTERCEPTIONS			NO	YDS	AVG	LG	TD	INTERCEPTIONS			NO	YDS	AVG	LG	TD				
Total			0	0	---	---	0	Total			0	0	---	---	0				
PUNTING			NO	YDS	AVG	TB	IN20	LG	PUNTING			NO	YDS	AVG	TB	IN20	LG		
C. Jones			6	293	48.8	0	2	56	Palardy			6	287	47.8	1	3	52		
Total			6	293	48.8	0	2	56	Total			6	287	47.8	1	3	52		
PUNT RETURNS			NO	YDS	AVG	FC	LG	TD	PUNT RETURNS			NO	YDS	AVG	FC	LG	TD		
Austin			2	13	6.5	2	15	0	Byrd			3	47	15.7	1	30	0		
Beasley			0	0	---	1	---	0	Moore			1	15	15.0	1	15	0		
[TOUCHBACK]			1	0	---	0	---	0											
Total			2	13	6.5	3	15	0	Total			4	62	15.5	2	30	0		
KICKOFF RETURNS			NO	YDS	AVG	FC	LG	TD	KICKOFF RETURNS			NO	YDS	AVG	FC	LG	TD		
[TOUCHBACK]			4	0	0.0	0	0	0	[TOUCHBACK]			2	0	0.0	0	0	0		
Total			0	0	0.0	0	0	0	Total			0	0	0.0	0	0	0		
FUMBLES	Fum	Own	Rec.	Yds	TD	FF	Opp.	Yds	TD	Bnds	FUMBLES	Fum	Own	Rec.	Yds	TD	Bnds		
Prescott	1	0	0	0	0	0	0	0	0	0	Wright	1	1	0	0	0	0		
Ross	0	0	0	0	0	1	0	0	0	0	McCaffrey	1	0	0	0	0	0		
Awuzie	0	0	0	0	0	1	0	0	0	0	Addison	0	0	0	0	0	0		
Lawrence	0	0	0	0	0	0	1	0	0	0	Munnerlyn	0	0	0	0	0	0		
Total	1	0	0	0	0	2	1	0	0	0	Total	1	0	0	0	0	0		

	Cowboys	PANTHERS		Cowboys	PANTHERS
TOTAL FIRST DOWNS	17	20	PUNTS Number and Average	6-48.8	6-47.8
--By Rushing	4	9	--Had Blocked	0	0
--By Passing	10	9	--Net Punting Average	38.5	42.3
--By Penalty	3	2	FGs - PATs Had Blocked	0-0	0-0
THIRD DOWN EFFICIENCY	2-11-18%	4-12-33%	TOTAL RETURN YARDAGE (Not Including Kickoffs)	13	62
FOURTH DOWN EFFICIENCY	0-1-0%	0-0-0%	--No. and Yards Punt Returns	2-13	4-62
TOTAL NET YARDS	232	293	--No. and Yards Kickoff Returns	0-0	0-0
--Total Offensive Plays (inc. times thrown passing)	57	61	--No. and Yards Interception Returns	0-0	0-0
--Average gain per offensive play	4.1	4.8	PENALTIES Number and Yards	10-85	9-80
NET YARDS RUSHING	94	147	FUMBLES Number and Lost	1-1	2-1
--Total Rushing Plays	22	32	TOUCHDOWNS	1	2
--Average gain per rushing play	4.3	4.6	--Rushing	1	2
--Tackles for a loss-number and yards	2-2	2-2	--Passing	0	0
NET YARDS PASSING	138	146	EXTRA POINTS Made-Attempts	1-1	1-2
--Times thrown - yards lost attempting to pass	6-32	3-15	--Kicking Made-Attempts	0-0	1-1
--Gross yards passing	170	161	--Rushing Made-Attempts	1-1	0-1
PASS ATTEMPTS-COMPLETIONS-HAD INTERCEPTED	29-19-0	26-17-0	FIELD GOALS Made-Attempts	0-1	1-1
--Avg gain per pass play (inc.# thrown passing)	3.9	5.0	RED ZONE EFFICIENCY	1-1-100%	2-5-40%
KICKOFFS Number-In End Zone-Touchbacks	2-2-2	4-4-4	GOAL TO GO EFFICIENCY	0-0-0%	2-2-100%
			SAFETIES	0	0
			FINAL SCORE	8	16
			TIME OF POSSESSION	29:24	30:36

GAME 2 ATLANTA 31 — CAROLINA 24

September 16, 2018
Mercedes-Benz Stadium • Atlanta, GA.

The Falcons scored 21 unanswered points and held on to hand the Panthers their first loss of the season, 31-24, at Mercedes-Benz Stadium. The Panthers took an early 10-3 lead before Atlanta quarterback Matt Ryan put his stamp on three touchdown drives to seize control for the Falcons. Carolina threatened to rally when quarterback Cam Newton used his arm to help lead an 11-play, 80-yard drive that ended with a 3-yard touchdown pass to wide receiver Torrey Smith early in the fourth quarter. That brought the Panthers within 24-17, but then Ryan responded with an 8-yard touchdown run, increasing the Falcons lead back to 14. A Newton interception on a pass that bounced off running back C.J. Anderson on the ensuing drive appeared to ice the game, but the Panthers managed to make it interesting. Rookie wide receiver DJ Moore turned his first career catch into a 51-yard touchdown with 2:20 left to pull the Panthers within seven, and Carolina got the ball back with 1:48 left and moved into Atlanta territory but ran out of time. Newton finished the game 32-of-45 for 335 yards with three touchdown passes while Ryan completed 23 of his 28 passes for 272 yards and four touchdowns. For the second straight week, Newton led the team with 42 rushing yards while running back Christian McCaffrey also led the team again with 102 receiving yards on 14 catches - matching the franchise record.

FINAL INDIVIDUAL and TEAM STATISTICS

Carolina Panthers										Atlanta Falcons													
RUSHING		ATT	YDS	AVG	LG	TD	RUSHING		ATT	YDS	AVG	LG	TD	RUSHING		ATT	YDS	AVG	LG	TD			
Newton		5	42	8.4	16	0	Coleman		16	107	6.7	36	0	Coleman		16	107	6.7	36	0			
McCaffrey		8	37	4.6	11	0	Smith		9	46	5.1	18	0	Smith		9	46	5.1	18	0			
Anderson		3	31	10.3	22	0	Ryan		4	18	4.5	8	2	Ryan		4	18	4.5	8	2			
Moore		1	7	7.0	7	0	Ridley		1	3	3.0	3	0	Ridley		1	3	3.0	3	0			
Armah		1	4	4.0	4	0	Schaub		1	0	0.0	0	0	Schaub		1	0	0.0	0	0			
							Sanu		1	-4	-4.0	-4	0	Sanu		1	-4	-4.0	-4	0			
Total		18	121	6.7	22	0	Total		32	170	5.3	36	2	Total		32	170	5.3	36	2			
PASSING		ATT	CMP	YDS	SK/YD	TD	LG	IN	Rtg.	PASSING		ATT	CMP	YDS	SK/YD	TD	LG	IN	Rtg.				
Newton		45	32	335	2/17	3	51	1	105.3	Ryan		28	23	272	0/0	2	30	1	116.1				
Total		45	32	335	2/17	3	51	1	105.3	Total		28	23	272	0/0	2	30	1	116.1				
PASS RECEIVING		NO	YDS	AVG	LG	TD	PASS RECEIVING		NO	YDS	AVG	LG	TD	PASS RECEIVING		NO	YDS	AVG	LG	TD			
McCaffrey		14	102	7.3	18	0	Jones		5	64	12.8	30	0	Jones		5	64	12.8	30	0			
Funchess		7	77	11.0	27	0	Hooper		5	59	11.8	30	1	Hooper		5	59	11.8	30	1			
Wright		5	62	12.4	22	1	Ridley		4	64	16.0	22	1	Ridley		4	64	16.0	22	1			
T. Smith		3	33	11.0	26	1	Coleman		4	18	4.5	9	0	Coleman		4	18	4.5	9	0			
Thomas		2	10	5.0	8	0	Sanu		2	19	9.5	12	0	Sanu		2	19	9.5	12	0			
Moore		1	51	51.0	51	1	Hall		1	30	30.0	30	0	Hall		1	30	30.0	30	0			
							Paulsen		1	10	10.0	10	0	Paulsen		1	10	10.0	10	0			
							Smith		1	8	8.0	8	0	Smith		1	8	8.0	8	0			
Total		32	335	10.5	51	3	Total		23	272	11.8	30	2	Total		23	272	11.8	30	2			
INTERCEPTIONS		NO	YDS	AVG	LG	TD	INTERCEPTIONS		NO	YDS	AVG	LG	TD	INTERCEPTIONS		NO	YDS	AVG	LG	TD			
Jackson		1	0	0.0	0	0	Allen		1	28	28.0	28	0	Allen		1	28	28.0	28	0			
Total		1	0	0.0	0	0	Total		1	28	28.0	28	0	Total		1	28	28.0	28	0			
PUNTING		NO	YDS	AVG	TB	IN20	LG	PUNTING		NO	YDS	AVG	TB	IN20	LG	PUNTING		NO	YDS	AVG	TB	IN20	LG
Palardy		4	191	47.8	0	2	53	Bosher		4	179	44.8	1	2	54	Bosher		4	179	44.8	1	2	54
Total		4	191	47.8	0	2	53	Total		4	179	44.8	1	2	54	Total		4	179	44.8	1	2	54
PUNT RETURNS		NO	YDS	AVG	FC	LG	TD	PUNT RETURNS		NO	YDS	AVG	FC	LG	TD	PUNT RETURNS		NO	YDS	AVG	FC	LG	TD
Moore		2	9	4.5	0	5	0	Hardy		1	3	3.0	2	3	0	Hardy		1	3	3.0	2	3	0
[DOWNED]		1	0	0.0	0	0	0	[DOWNED]		1	0	0.0	0	0	0	[DOWNED]		1	0	0.0	0	0	0
[TOUCHBACK]		1	0	0	0	0	0																
Total		2	9	4.5	0	5	0	Total		1	3	3.0	2	3	0	Total		1	3	3.0	2	3	0
KICKOFF RETURNS		NO	YDS	AVG	FC	LG	TD	KICKOFF RETURNS		NO	YDS	AVG	FC	LG	TD	KICKOFF RETURNS		NO	YDS	AVG	FC	LG	TD
Moore		1	26	26.0	0	26	0	Ridley		2	50	50.0	0	32	0	Ridley		2	50	50.0	0	32	0
[TOUCHBACK]		5	0	0.0	0	0	0	[TOUCHBACK]		2	0	0.0	0	0	0	[TOUCHBACK]		2	0	0.0	0	0	0
Total		1	26	26.0	0	26	0	Total		0	0	0.0	0	0	0	Total		0	0	0.0	0	0	0
FUMBLES	Fum	Own	Yds	TD	FF	Opp.	Yds	TD	Out	FUMBLES	Fum	Own	Yds	TD	FF	Opp.	Yds	TD	Out				
Jackson	0	0	0	0	1	0	0	0	0	Schaub	1	1	-8	0	0	0	0	0	0				
Short	0	0	0	0	1	0	0	0	0	Coleman	1	0	0	0	0	0	0	0	1				
Total	0	0	0	0	2	0	0	0	0	Smith	1	0	0	0	1	0	0	0	0				
										Fusco	0	1	0	0	0	0	0	0	0				
										Total	3	2	-8	0	0	0	0	0	1				

	Panthers	FALCONS		Panthers	FALCONS
TOTAL FIRST DOWNS	27	23	PUNTS Number and Average	4-47.8	4-44.8
--By Rushing	6	10	--Had Blocked	0	0
--By Passing	20	12	--Net Punting Average	47.0	37.5
--By Penalty	1	1	FGs - PATs Had Blocked	0-0	0-0
THIRD DOWN EFFICIENCY	5-11-45%	6-11-55%	TOTAL RETURN YARDAGE (Not Including Kickoffs)	9	31
FOURTH DOWN EFFICIENCY	1-1-100%	0-0-0%	--No. and Yards Punt Returns	2-9	1-3
TOTAL NET YARDS	439	442	--No. and Yards Kickoff Returns	1-26	2-50
--Total Offensive Plays (inc. times thrown passing)	65	60	--No. and Yards Interception Returns	1-0	1-28
--Average gain per offensive play	6.8	7.4	PENALTIES Number and Yards	7-49	2-26
NET YARDS RUSHING	121	170	FUMBLES Number and Lost	0-0	3-0
--Total Rushing Plays	18	32	TOUCHDOWNS	3	4
--Average gain per rushing play	6.7	5.3	--Rushing	0	2
--Tackles for a loss-number and yards	0-0	5-20	--Passing	3	2
NET YARDS PASSING	318	272	EXTRA POINTS Made-Attempts	3-3	4-4
--Times thrown - yards lost attempting to pass	2-17	0-0	--Kicking Made-Attempts	3-3	4-4
--Gross yards passing	335	272	--Rushing Made-Attempts	0-0	0-0
PASS ATTEMPTS-COMPLETIONS-HAD INTERCEPTED	45-32-1	28-23-1	FIELD GOALS Made-Attempts	1-1	1-1
--Avg gain per pass play (inc.# thrown passing)	6.8	9.7	RED ZONE EFFICIENCY	2-2-100%	4-4-100%
KICKOFFS Number-In End Zone-Touchbacks	5-5-3	6-6-5	GOAL TO GO EFFICIENCY	2-2-100%	1-1-100%
			SAFETIES	0	0
			FINAL SCORE	24	31
			TIME OF POSSESSION	30:18	29:42

GAME 3 CAROLINA 31-CINCINNATI 21

September 23, 2018
Bank of America Stadium • Charlotte, NC.

Running back Christian McCaffrey ran for 184 yards as he earned his first career 100-yard rushing game while quarterback Cam Newton accounted for four touchdowns to help propel the Panthers past the Bengals 31-21 at Bank of America Stadium. An interception of Bengals quarterback Andy Dalton by defensive end Efe Obada - in his first career game - late in the third quarter set up a 5-yard charge up the middle by Newton for his second rushing touchdown of the contest, putting the Panthers up 28-14. On the ensuing drive, Dalton would find wide receiver Tyler Boyd in the endzone to pull Cincinnati within seven heading into the fourth quarter. After a devastating sack on Dalton by Obada with under four minutes remaining, rookie cornerback Donte Jackson nabbed his third career interception - his second of the game - to give Carolina the ball. A 40-yard Graham Gano field goal would put away the visiting team and secure a Carolina victory heading into the bye week. Newton finished 15-of-24 for 150 passing yards with two passing touchdowns and two rushing touchdowns. After leading the team in receiving yards the first two games, and tying a single-game franchise record with 14 receptions against Atlanta, McCaffrey dominated a Bengals defense that had been stopping the run well through two games. He ended his career day with 184 rushing yards on 28 carries, and two receptions for 10 yards.

FINAL INDIVIDUAL and TEAM STATISTICS

Cincinnati Bengals										Carolina Panthers									
RUSHING		ATT	YDS	AVG	LG	TD	RUSHING		ATT	YDS	AVG	LG	TD						
Bernard		12	61	5.1	23	1	McCaffrey		28	184	6.6	45	0						
Boyd		1	5	5.0	5	0	Newton		10	36	3.6	12	2						
							Anderson		2	9	4.5	6	0						
							Armah		1	1	1.0	1	0						
Total		13	66	5.1	23	1	Total		41	230	5.6	45	2						
PASSING		ATT	CMP	YDS	SK/YD	TD	LG	IN	Rtg.	PASSING		ATT	CMP	YDS	SK/YD	TD	LG	IN	Rtg.
Dalton		46	29	352	2/22	2	49	4	64.8	Newton		24	15	150	1/3	2	27	0	108.0
Total		46	29	352	2/22	2	49	4	64.8	Total		24	15	150	1/3	2	27	0	108.0
PASS RECEIVING		NO	YDS	AVG	LG	TD	PASS RECEIVING		NO	YDS	AVG	LG	TD						
Boyd		6	132	22.0	49	1	Funchess		4	67	16.8	27	1						
Eifert		6	74	12.3	20	0	Thomas		3	20	6.7	18	0						
Green		5	58	11.6	31	0	T. Smith		3	19	6.3	8	0						
Bernard		5	25	5.0	8	0	McCaffrey		2	10	5.0	11	0						
Ross		3	16	5.3	9	0	Anderson		1	24	24.0	24	1						
Uzomah		2	19	9.5	18	1	Wright		1	7	7.0	7	0						
Kroft		1	16	16.0	16	0	Moore		1	3	3.0	3	0						
Malone		1	12	12.0	12	0													
Total		29	352	12.1	49	2	Total		15	150	10.0	27	2						
INTERCEPTIONS		NO	YDS	AVG	LG	TD	INTERCEPTIONS		NO	YDS	AVG	LG	TD						
Total		0	0	---	---	0	Jackson		2	0	0.0	0	0						
							Obada		1	4	4.0	4	0						
							Kuechly		1	0	0.0	0	0						
							Total		4	4	1.0	4	0						
PUNTING		NO	YDS	AVG	TB	IN20	LG	PUNTING		NO	YDS	AVG	TB	IN20	LG				
Huber		3	132	44.0	0	2	48	Palardy		4	165	41.3	0	3	59				
Total		3	132	44.0	0	2	48	Total		4	165	41.3	0	3	59				
PUNT RETURNS		NO	YDS	AVG	FC	LG	TD	PUNT RETURNS		NO	YDS	AVG	FC	LG	TD				
Erickson		1	9	9.0	3	9	0	Moore		1	4	4.0	1	4	0				
								[DOWNED]		1	0	0.0	1	0	0				
Total		1	9	9.0	3	9	0	Total		1	4	4.0	1	4	0				
KICKOFF RETURNS		NO	YDS	AVG	FC	LG	TD	KICKOFF RETURNS		NO	YDS	AVG	FC	LG	TD				
[TOUCHBACK]		6	0	0.0	0	0	0	[TOUCHBACK]		4	0	0.0	0	0	0				
Total		0	0	0.0	0	0	0	Total		0	0	0.0	0	0	0				
FUMBLES	Fum	Own Rec.	Yds	TD	FF	Opp. Rec.	Yds	TD	Out Bnds	FUMBLES	Fum	Own Rec.	Yds	TD	FF	Opp. Rec.	Yds	TD	Out Bnds
Dunlap	0	0	0	0	1	0	0	0	0	Newton	1	1	0	0	0	0	0	0	0
Total	0	0	0	0	1	0	0	0	0	Total	1	1	0	0	0	0	0	0	0

	Bengals	PANTHERS		Bengals	PANTHERS
TOTAL FIRST DOWNS	25	23	PUNTS Number and Average	3-44.0	4-41.3
--By Rushing	6	11	--Had Blocked	0	0
--By Passing	18	10	--Net Punting Average	42.7	39.0
--By Penalty	1	2	FGs - PATs Had Blocked	0-0	0-0
THIRD DOWN EFFICIENCY	4-10-40%	6-13-46%	TOTAL RETURN YARDAGE (Not Including Kickoffs)	9	8
FOURTH DOWN EFFICIENCY	0-0-0%	0-1-0%	--No. and Yards Punt Returns	1-9	1-4
TOTAL NET YARDS	396	377	--No. and Yards Kickoff Returns	0-0	0-0
--Total Offensive Plays (inc. times thrown passing)	61	66	--No. and Yards Interception Returns	0-0	4-4
--Average gain per offensive play	6.5	5.7	PENALTIES Number and Yards	4-36	3-17
NET YARDS RUSHING	66	230	FUMBLES Number and Lost	0-0	1-0
--Total Rushing Plays	13	41	TOUCHDOWNS	3	4
--Average gain per rushing play	5.1	5.6	--Rushing	1	2
--Tackles for a loss-number and yards	2-11	1-1	--Passing	2	2
NET YARDS PASSING	330	147	EXTRA POINTS Made-Attempts	3-3	4-4
--Times thrown - yards lost attempting to pass	2-22	1-3	--Kicking Made-Attempts	3-3	4-4
--Gross yards passing	352	150	FIELD GOALS Made-Attempts	0-1	1-1
PASS ATTEMPTS-COMPLETIONS-HAD INTERCEPTED	46-29-4	24-15-0	RED ZONE EFFICIENCY	2-2-100%	3-3-100%
--Avg gain per pass play (inc.# thrown passing)	6.9	5.9	GOAL TO GO EFFICIENCY	2-2-100%	3-3-100%
KICKOFFS Number-In End Zone-Touchbacks	4-4-4	6-6-6	SAFETIES	0	0
			FINAL SCORE	21	31
			TIME OF POSSESSION	26:05	33:55

GAME 4 CAROLINA 33-NEW YORK GIANTS 31

October 7, 2018
Bank of America Stadium • Charlotte, NC.

In a game loaded with ups and downs, the Panthers - behind the leg of kicker Graham Gano - escaped Bank of America Stadium with a dramatic 33-31 victory over the Giants. Gano's 63-yard conversion - his fourth successful attempt of the game - as time expired marked both a franchise and career long for the veteran, who won the game in similar fashion for the Panthers in the teams' last meeting in 2015. Down 31-30, Carolina's offense took the field with a 1:08 left in regulation. Quarterback Cam Newton connected on two of his four pass attempts to place the Panthers on the New York 45 with 30 seconds left. A 1-yard rush by running back Christian McCaffrey and a Newton spike eventually set the stage for Gano's heroics. Newton finished 21-of-35 for 237 yards, with two touchdowns and two interceptions to go along with 29 rushing yards. McCaffrey, who hauled in his first touchdown of the season late in the game, ended the night with 58 yards on 17 rushes, and five receptions for 35 yards. Despite trailing for most of the afternoon, New York hung around throughout the second half. A 33-yard touchdown pass from quarterback Eli Manning to wide receiver Odell Beckham Jr. early in the fourth quarter pulled New York within three. Following McCaffrey's score after a pick of Manning by Carolina safety Mike Adams - his second of the game - the Giants answered with a 15-yard Manning pass to rookie running back Saquon Barkley to go up by one. But it would prove to not be enough. Manning went 22-of-36 for 326 yards, with two touchdowns and two interceptions while Beckham finished with 131 receiving yards and one interception, and a passing touchdown.

FINAL INDIVIDUAL and TEAM STATISTICS

New York Giants											Carolina Panthers												
RUSHING		ATT	YDS	AVG	LG	TD	RUSHING		ATT	YDS	AVG	LG	TD	RUSHING		ATT	YDS	AVG	LG	TD			
Barkley		15	48	3.2	30	0	McCaffrey		17	58	3.4	14	0	Newton		8	29	3.6	9	0			
Manning		1	2	2.0	2	0	Moore		1	18	18.0	18	0	Anderson		4	9	2.3	5	0			
							Armah		1	4	4.0	4	0	Total		31	118	3.8	18	0			
Total		16	50	3.1	30	0	Total		35	21	237	1/5	2	Total		35	21	237	1/5	2			
PASSING		ATT	CMP	YDS	SK/YD	TD	LG	IN	Rtg.	PASSING		ATT	CMP	YDS	SK/YD	TD	LG	IN	Rtg.				
Manning		36	22	326	1/1	2	40	2	86.1	Newton		35	21	237	1/5	2	27	2	75.5				
Beckham		1	1	57	0/0	1	57	0	158.3	Total		35	21	237	1/5	2	27	2	75.5				
Total		37	23	383	1/1	3	57	2	101.5	Total		35	21	237	1/5	2	27	2	75.5				
PASS RECEIVING		NO	YDS	AVG	LG	TD	PASS RECEIVING		NO	YDS	AVG	LG	TD	PASS RECEIVING		NO	YDS	AVG	LG	TD			
Beckham		8	131	16.4	33	1	McCaffrey		5	35	7.0	18	1	Funchess		4	53	13.3	21	0			
Barkley		4	81	20.3	57	2	Moore		4	49	12.3	20	0	Thomas		3	38	12.7	27	0			
S. Shepard		4	75	18.8	28	0	Wright		3	25	8.3	27	0	Samuel		2	37	18.5	25	1			
R. Shepard		3	52	17.3	40	0	Total		15	150	10.0	27	2	Total		15	150	10.0	27	2			
Davis		2	27	13.5	22	0																	
Ellison		2	17	8.5	12	0																	
Total		23	383	16.7	57	3	Total		15	150	10.0	27	2	Total		15	150	10.0	27	2			
INTERCEPTIONS		NO	YDS	AVG	LG	TD	INTERCEPTIONS		NO	YDS	AVG	LG	TD	INTERCEPTIONS		NO	YDS	AVG	LG	TD			
Jenkins		1	29	29.0	29	0	Adams		2	18	9.0	18	0	Total		2	18	9.0	18	0			
Riley		1	12	12.0	12	0	Total		2	18	9.0	18	0	Total		2	18	9.0	18	0			
Total		2	41	20.5	29	0	Total		2	18	9.0	18	0	Total		2	18	9.0	18	0			
PUNTING		NO	YDS	AVG	TB	IN20	LG	PUNTING		NO	YDS	AVG	TB	IN20	LG	PUNTING		NO	YDS	AVG	TB	IN20	LG
Dixon		2	99	49.5	0	1	51	Palardy		3	153	51.0	0	2	55	Palardy		3	153	51.0	0	2	55
Total		2	99	49.5	0	1	51	Total		3	153	51.0	0	2	55	Total		3	153	51.0	0	2	55
PUNT RETURNS		NO	YDS	AVG	FC	LG	TD	PUNT RETURNS		NO	YDS	AVG	FC	LG	TD	PUNT RETURNS		NO	YDS	AVG	FC	LG	TD
Beckham		3	15	5.0	0	15	0	Byrd		1	-3	3.0	1	-3	0	Byrd		1	-3	3.0	1	-3	0
Total		3	15	5.0	0	15	0	Total		1	-3	3.0	1	-3	0	Total		1	-3	3.0	1	-3	0
KICKOFF RETURNS		NO	YDS	AVG	FC	LG	TD	KICKOFF RETURNS		NO	YDS	AVG	FC	LG	TD	KICKOFF RETURNS		NO	YDS	AVG	FC	LG	TD
Davis		2	53	23.5	0	29	0	[OUT OF BOUNDS]		1	0	0.0	0	0	0	[OUT OF BOUNDS]		1	0	0.0	0	0	0
Beckham		1	26	26.0	0	26	0	[TOUCHBACK]		6	0	0.0	0	0	0	[TOUCHBACK]		6	0	0.0	0	0	0
S. Shepard		0	27	0.0	0	27	0																
Riley		0	-3	0.0	0	-3	0																
[TOUCHBACK]		5	0	0.0	0	0	0																
Total		3	103	34.3	0	29	0	Total		0	0	0.0	0	0	0	Total		0	0	0.0	0	0	0
FUMBLES	Fum	Own	Rec.	Yds	TD	FF	Opp.	Rec.	Yds	TD	Out	FUMBLES	Fum	Own	Rec.	Yds	TD	FF	Opp.	Rec.	Yds	TD	Out
Beckham	1	0	0	0	0	0	0	0	0	0	0	Newton	1	0	0	0	0	0	0	0	0	0	1
S. Shepard	1	0	0	0	0	0	0	0	0	0	0	C. Jones	0	0	0	0	0	0	1	0	1	0	
Apple	0	0	0	0	1	0	0	0	0	0	1	Total	1	0	0	0	0	0	1	0	1	1	
Total	2	0	0	0	1	0	0	0	0	0	1	Total	1	0	0	0	0	0	1	0	1	1	

	Giants	PANTHERS		Giants	PANTHERS
TOTAL FIRST DOWNS	18	21	PUNTS Number and Average	2-49.5	3-51.0
--By Rushing	3	6	--Had Blocked	0	0
--By Passing	15	12	--Net Punting Average	51.0	46.0
--By Penalty	0	3	FGs - PATs Had Blocked	0-0	0-0
THIRD DOWN EFFICIENCY	0-7-0%	4-13-31%	TOTAL RETURN YARDAGE (Not Including Kickoffs)	56	15
FOURTH DOWN EFFICIENCY	1-2-50%	1-1-100%	--No. and Yards Punt Returns	3-15	1-3
TOTAL NET YARDS	432	350	--No. and Yards Kickoff Returns	3-103	0-0
--Total Offensive Plays (inc. times thrown passing)	54	66	--No. and Yards Interception Returns	2-41	2-18
--Average gain per offensive play	8.0	5.2	PENALTIES Number and Yards	8-62	4-22
NET YARDS RUSHING	50	118	FUMBLES Number and Lost	2-1	1-0
--Total Rushing Plays	16	31	TOUCHDOWNS	3	3
--Average gain per rushing play	3.1	3.8	--Rushing	0	0
--Tackles for a loss-number and yards	6-15	5-6	--Passing	3	2
NET YARDS PASSING	382	232	--Fumbles	0	1
--Times thrown - yards lost attempting to pass	1-1	1-5	EXTRA POINTS Made-Attempts	3-3	3-3
--Gross yards passing	383	237	--Kicking Made-Attempts	2-2	3-3
PASS ATTEMPTS-COMPLETIONS-HAD INTERCEPTED	37-23-2	35-21-2	--Passing Made-Attempts	1-1	0-0
--Avg gain per pass play (inc.# thrown passing)	10.1	6.4	FIELD GOALS Made-Attempts	3-3	4-4
KICKOFFS Number-In End Zone-Touchbacks	7-6-6	8-7-5	RED ZONE EFFICIENCY	1-2-50%	1-3-33%
			GOAL TO GO EFFICIENCY	0-0-0%	0-0-0%
			SAFETIES	0	0
			FINAL SCORE	31	33
			TIME OF POSSESSION	24:33	35:27

GAME 5 WASHINGTON 23 — CAROLINA 17

October 14, 2018
FedExField • Landover, MD.

Turnovers defined the game early, and the miscues ended up costing Carolina as they fell 23-17 to Washington at FedEx Field. Down 17-0 in the first half, Carolina threatened to pull it out late after quarterback Cam Newton found wide receiver Torrey Smith for a 3-yard touchdown pass with under nine minutes remaining. Smith would follow up by hauling in the two-point conversion to put Carolina within three. On the subsequent drive, Washington ate away at the clock with a 10-play, 64-yard series that ended with a 29-yard field goal by kicker Dustin Hopkins to extend the lead to 23-17. The Panthers had one last chance and drove into the red zone, but a pair of incomplete passes from the 16-yard-line ended the threat and allowed Washington to run out the final seconds after holding on downs. Newton completed 27 of his 40 pass attempts for 275 yards, two touchdowns and one interception, and added 43 yards on nine rushes. Tight end Greg Olsen made a few big plays in his first game back from injury, finishing with four receptions for 48 yards. Wide receiver Devin Funchess led the team with 74 receiving yards and a touchdown while Smith caught all five of his targets for 43 yards and a score. Washington quarterback Alex Smith went 21-for-36 for 163 yards and two touchdowns, and running back Adrian Peterson earned 97 yards on 17 carries. In a bright spot for the defense, linebacker Thomas Davis made his 2018 debut and finished with six tackles and two deflections. Three different players earned a sack in the loss, including defensive end Julius Peppers.

FINAL INDIVIDUAL and TEAM STATISTICS

Carolina Panthers										Washington Redskins													
RUSHING	ATT		YDS	AVG	LG	TD				RUSHING	ATT		YDS	AVG	LG	TD							
Newton	9		43	4.8	15	0				Peterson	17		97	5.7	19	0							
McCaffrey	8		20	2.5	9	0				Smith	6		13	2.2	5	0							
Moore	1		18	18.0	18	0				Bibbs	2		11	5.5	8	0							
										Harris	1		6	6.0	6	0							
										Perine	1		3	3.0	3	0							
										Richardson	1		2	2.0	2	0							
Total	18		81	4.5	18	0				Total	28		132	4.7	19	0							
PASSING	ATT	CMP	YDS	SK/YD	TD	LG	IN	Rtg.				PASSING	ATT	CMP	YDS	SK/YD	TD	LG	IN	Rtg.			
Newton	40	27	275	1/6	2	23	1	93.2				A. Smith	36	21	163	3/7	2	22	0	88.1			
Total	40	27	275	1/6	2	23	1	93.2				Total	36	21	163	3/7	2	22	0	88.1			
PASS RECEIVING			NO	YDS	AVG	LG	TD				PASS RECEIVING			NO	YDS	AVG	LG	TD					
McCaffrey			7	46	6.6	15	0				Reed			5	36	7.2	10	0					
Funchess			5	74	14.8	23	1				Davis			3	48	16.0	22	1					
T. Smith			5	43	8.6	12	1				Richardson			3	31	10.3	21	1					
Moore			4	59	14.8	18	0				Doctson			3	20	6.7	8	0					
Olsen			4	48	12.0	18	0				Harris			3	13	4.3	13	0					
Wright			1	3	3.0	3	0				Quick			2	12	6.0	6	0					
Manhertz			1	2	2.0	2	0				Bibbs			1	6	6.0	6	0					
Total			27	275	10.2	23	2				Total			21	163	7.8	2	2					
INTERCEPTIONS			NO	YDS	AVG	LG	TD				INTERCEPTIONS			NO	YDS	AVG	LG	TD					
Total			0	0	---	---	0				Norman			1	7	7.0	7	0					
Total											Total			1	7	7.0	7	0					
PUNTING			NO	YDS	AVG	TB	IN20	LG				PUNTING			NO	YDS	AVG	TB	IN20	LG			
Palardy			3	133	44.3	1	0	53				Way			4	164	41.0	0	2	51			
Total			3	133	44.3	1	0	53				Total			4	164	41.0	0	2	51			
PUNT RETURNS			NO	YDS	AVG	FC	LG	TD				PUNT RETURNS			NO	YDS	AVG	FC	LG	TD			
Moore			1	0	0.0	1	0	0				Stroman			1	10	10.0	1	10	0			
[DOWNED]			2	0	0.0	0	0	0				[TOUCHBACK]			1	0	0.0	0	0	0			
Total			1	0	0.0	1	0	0				Total			1	10	10.0	1	10	0			
KICKOFF RETURNS			NO	YDS	AVG	FC	LG	TD				KICKOFF RETURNS			NO	YDS	AVG	FC	LG	TD			
Samuel			2	37	18.5	0	20	0				Bibbs			1	18	18.0	0	18	0			
[TOUCHBACK]			4	0	0.0	0	0	0				Sprinkle			1	6	6.0	0	6	0			
Total			2	37	18.5	0	20	0				[TOUCHBACK]			2	0	0.0	0	0	0			
Total												Total			2	24	12.0	0	18	0			
FUMBLES	Fum	Own Rec.	Yds	TD	FF	Opp. Rec.	Yds	TD	Out Bnds	FUMBLES	Fum	Own Rec.	Yds	TD	FF	Opp. Rec.	Yds	TD	Out Bnds				
Moore	2	0	0	0	0	0	0	0	0	A.Smith	1	0	0	0	0	0	0	0	0				
Newton	1	0	0	0	0	0	0	0	0	T. Williams	0	1	2	0	0	0	0	0	1				
Van Roten	0	1	0	0	0	0	0	0	0	Hamilton	0	0	0	0	1	0	0	0	0				
Peppers	0	0	0	0	1	0	0	0	0	Norman	0	0	0	0	1	0	0	0	0				
Total	3	1	0	0	1	0	0	0	0	Swearinger	0	0	0	0	1	0	0	0	0				
										Foster	0	0	0	0	0	1	0	0	0				
										Sprinkle	0	0	0	0	0	1	-1	0	0				
										Total	1	1	2	0	3	2	-1	0	0				

	Panthers	REDSKINS		Panthers	REDSKINS
TOTAL FIRST DOWNS	22	18	PUNTS Number and Average	3-44.3	4-41.0
--By Rushing	7	7	--Had Blocked	0	0
--By Passing	15	10	--Net Punting Average	34.3	41.0
--By Penalty	0	1	FGs - PATs Had Blocked	0-0	0-0
THIRD DOWN EFFICIENCY	3-9-33%	7-16-44%	TOTAL RETURN YARDAGE (Not Including Kickoffs)	0	17
FOURTH DOWN EFFICIENCY	0-1-0%	1-2-50%	--No. and Yards Punt Returns	1-0	1-10
TOTAL NET YARDS	350	288	--No. and Yards Kickoff Returns	2-37	2-24
--Total Offensive Plays (inc. times thrown passing)	59	67	--No. and Yards Interception Returns	0-0	1-7
--Average gain per offensive play	5.9	4.3	PENALTIES Number and Yards	8-55	5-43
NET YARDS RUSHING	81	132	FUMBLES Number and Lost	3-2	1-0
--Total Rushing Plays	18	28	TOUCHDOWNS	2	2
--Average gain per rushing play	4.5	4.7	--Rushing	0	0
--Tackles for a loss-number and yards	2-2	1-1	--Passing	2	2
NET YARDS PASSING	269	156	EXTRA POINTS Made-Attempts	1-2	2-2
--Times thrown - yards lost attempting to pass	1-6	3-7	--Kicking Made-Attempts	0-1	2-2
--Gross yards passing	275	163	--Passing Made-Attempts	1-1	0-0
PASS ATTEMPTS-COMPLETIONS-HAD INTERCEPTED	40-27-1	36-21-0	FIELD GOALS Made-Attempts	1-1	3-3
--Avg gain per pass play (inc.# thrown passing)	6.6	4.0	RED ZONE EFFICIENCY	1-3-33%	1-2-50%
KICKOFFS Number-In End Zone-Touchbacks	4-2-2	6-5-4	GOAL TO GO EFFICIENCY	1-1-100%	1-1-100%
			SAFETIES	0	0
			FINAL SCORE	17	23
			TIME OF POSSESSION	24:36	35:24

GAME 6 CAROLINA 21-PHILADELPHIA 17

October 21, 2018
Lincoln Financial Field • Philadelphia, PA.

Carolina earned its first road win of the season in highly dramatic fashion, completing the largest fourth-quarter comeback in franchise history to beat the reigning Super Bowl champion Eagles 21-17. In addition to a few timely defensive plays, quarterback Cam Newton provided the spark that surged the Panthers late. After completing just 8 of 15 passes for 59 yards to start, Newton completed 17 of his final 24 attempts for 210 yards and two TDs, including a 1-yard pass to tight end Greg Olsen - his first score of the year - to give Carolina its lone lead. Down 17-0, Carolina's offense came alive early in the fourth quarter with a 14-yard rushing touchdown by wide receiver Curtis Samuel to end an 11-play, 80-yard series. A sack by linebacker Luke Kuechly on quarterback Carson Wentz resulted in third-and-18 on the Eagles' subsequent drive and a punt soon after, giving Newton and Co. another scoring chance. Five straight Newton completions - the biggest a 28-yarder to receiver Jarius Wright - set up Newton for a 18-yard connection to wideout Devin Funchess for Carolina's second score of the quarter. Wright secured the two-point conversion to put the Panthers within three. After cornerback James Bradberry came up with a huge pass break-up on third-and-10 on a pass intended for receiver Alshon Jeffrey, the offense was gifted one final shot to complete the unlikely comeback. The threat was in jeopardy after three incompletions, but Newton hit wideout Torrey Smith for a 35-yard catch and run to give Carolina life approaching the two-minute warning. A few chunk plays allowed Newton to find Olsen in the end zone with 1:22 to go. A strip-sack by defensive end Julius Peppers ended the Eagles' last-gasp effort on fourth-and-2 at the Panthers' 14-yard line and gave Carolina the shocking victory.

FINAL INDIVIDUAL and TEAM STATISTICS

Carolina Panthers										Philadelphia Eagles									
RUSHING										RUSHING									
	ATT	YDS	AVG	LG	TD						ATT	YDS	AVG	LG	TD				
Newton	7	49	7.0	14	0					Smallwood	9	32	3.6	10	0				
Wright	1	34	24.0	34	0					J. Adams	4	17	4.3	9	0				
McCaffrey	7	29	4.1	15	0					Clement	8	6	0.8	4	0				
Samuel	2	9	4.5	14	1					Wentz	3	3	1.0	2	0				
Total	17	121	7.1	34	1					Total	24	58	2.4	10	0				
PASSING										PASSING									
	ATT	CMP	YDS	SK/YD	TD	LG	IN	Rtg.			ATT	CMP	YDS	SK/YD	TD	LG	IN	Rtg.	
Newton	39	25	269	2/19	2	35	0	101.3		Wentz	37	30	310	4/26	2	29	0	119.6	
Total	39	25	269	2/19	2	35	0	101.3		Total	37	30	310	4/26	2	29	0	119.6	
PASS RECEIVING										PASS RECEIVING									
	NO	YDS	AVG	LG	TD						NO	YDS	AVG	LG	TD				
Funchess	6	62	10.3	18	1					Ertz	9	138	15.3	27	0				
McCaffrey	6	51	8.5	22	0					Jeffery	7	88	12.6	29	1				
T. Smith	4	61	15.3	35	0					Agholor	6	20	3.3	13	0				
Moore	3	29	9.7	16	0					Goedert	4	43	10.8	21	1				
Wright	2	37	18.5	28	0					Clement	2	16	8.0	11	0				
Olsen	2	5	2.5	4	1					Smallwood	2	5	2.5	7	0				
Samuel	1	16	16.0	16	0														
Byrd	1	8	8.0	8	0														
Total	21	163	7.8	2	2					Total	30	310	10.3	29	2				
INTERCEPTIONS										INTERCEPTIONS									
	NO	YDS	AVG	LG	TD						NO	YDS	AVG	LG	TD				
Total	0	0	---	---	0					Total	0	0	---	---	0				
PUNTING										PUNTING									
	NO	YDS	AVG	TB	IN20	LG					NO	YDS	AVG	TB	IN20	LG			
Palardy	5	209	41.8	1	3	54				Johnston	3	135	45.0	0	1	53			
Total	5	209	41.8	1	3	54				Total	3	135	45.0	0	1	53			
PUNT RETURNS										PUNT RETURNS									
	NO	YDS	AVG	FC	LG	TD					NO	YDS	AVG	FC	LG	TD			
Byrd	1	9	9.0	0	9	0				Carter	2	14	7.0	0	13	0			
Moore	1	3	3.0	0	3	0				[DOWNED]	2	0	0.0	0	0	0			
[OUT OF BOUNDS]	1	0	0.0	0	0	0				[TOUCHBACK]	1	0	0.0	0	0	0			
Total	2	12	6.0	0	9	0				Total	2	14	7.0	0	13	0			
KICKOFF RETURNS										KICKOFF RETURNS									
	NO	YDS	AVG	FC	LG	TD					NO	YDS	AVG	FC	LG	TD			
Samuel	2	51	25.5	0	32	0				Carter	3	73	24.3	0	30	0			
Moore	1	18	18.0	0	18	0				[TOUCHBACK]	1	0	0.0	0	0	0			
[TOUCHBACK]	1	0	0.0	0	0	0													
Total	3	69	23.0	0	32	0				Total	3	73	24.3	0	30	0			
FUMBLES										FUMBLES									
	Fum	Own Rec.	Yds	TD	FF	Opp. Rec.	Yds	TD	Out Bnds		Fum	Own Rec.	Yds	TD	FF	Opp. Rec.	Yds	TD	Out Bnds
Love	0	0	0	0	1	1	0	0	0	Wentz	2	2	0	0	0	0	0	0	0
Peppers	0	0	0	0	1	0	0	0	0	Clement	1	0	0	0	0	0	0	0	0
Total	3	1	0	0	2	1	0	0	0	Total	3	2	0	0	0	0	0	0	0

	Panthers	EAGLES		Panthers	EAGLES
TOTAL FIRST DOWNS	19	21	PUNTS Number and Average	5-41.8	3-45.0
--By Rushing	6	6	--Had Blocked	0	0
--By Passing	13	14	--Net Punting Average	35.0	41.0
--By Penalty	0	1	FGs - PATs Had Blocked	0-0	0-0
THIRD DOWN EFFICIENCY	5-11-45%	3-12-25%	TOTAL RETURN YARDAGE (Not Including Kickoffs)	12	14
FOURTH DOWN EFFICIENCY	1-1-100%	3-4-75%	--No. and Yards Punt Returns	2-12	2-14
TOTAL NET YARDS	371	342	--No. and Yards Kickoff Returns	3-69	3-73
--Total Offensive Plays (inc. times thrown passing)	58	65	--No. and Yards Interception Returns	0-0	0-0
--Average gain per offensive play	6.4	5.3	PENALTIES Number and Yards	5-78	4-35
NET YARDS RUSHING	121	58	FUMBLES Number and Lost	0-0	3-1
--Total Rushing Plays	17	24	TOUCHDOWNS	3	2
--Average gain per rushing play	7.1	2.4	--Rushing	1	0
--Tackles for a loss-number and yards	2-12	4-10	--Passing	2	2
NET YARDS PASSING	250	284	EXTRA POINTS Made-Attempts	2-3	2-2
--Times thrown - yards lost attempting to pass	2-19	4-26	--Kicking Made-Attempts	1-2	2-2
--Gross yards passing	269	310	--Passing Made-Attempts	1-1	0-0
PASS ATTEMPTS-COMPLETIONS-HAD INTERCEPTED	39-25-0	37-30-0	FIELD GOALS Made-Attempts	0-0	0-0
--Avg gain per pass play (inc.# thrown passing)	6.1	6.9	RED ZONE EFFICIENCY	3-3-33%	2-4-50%
KICKOFFS Number-In End Zone-Touchbacks	4-2-1	4-1-1	GOAL TO GO EFFICIENCY	1-1-100%	2-2-100%
			SAFETIES	0	0
			FINAL SCORE	21	17
			TIME OF POSSESSION	24:43	35:17

GAME 7 CAROLINA 36 - BALTIMORE 21

October 28, 2018
Bank of America Stadium • Charlotte, NC.

After two consecutive weeks of slow starts, the Panthers hung 24 first-half points on the Ravens and their No. 1-ranked defense en route to a 36-21 victory at Bank of America Stadium. After trailing 7-0 early, Carolina began the second half with a 17-point lead after scoring touchdowns on three of their five first-half drives. Quarterback Joe Flacco looked to get Baltimore back in it after halftime, but nickel cornerback Captain Munnerlyn would end a Ravens drive with his first interception since 2015. Carolina took over at the Baltimore 49, and kicker Graham Gano eventually drilled a 44-yard field goal to increase the lead to 20. Flacco responded with a 9-yard TD pass to close the third quarter, but a 12-yard rushing TD by Panthers quarterback Cam Newton early in the fourth effectively iced a dominant Carolina performance. Newton finished 21-of-29 for 219 yards and two touchdowns, and one rushing touchdown. Rookie wide receiver DJ Moore tallied 90 yards on five receptions and 39 rushing yards on two carries. The offensive line allowed zero sacks while the defense added two sacks, seven QB hits and two interceptions. For the Ravens, Flacco went 22-of-39 for 192 yards, one touchdown and two interceptions while running back Alex Collins was limited to 49 yards on 11 carries. Rookie quarterback Lamar Jackson contributed 26 yards on three carries and went 4-of-5 for 46 passing yards and a touchdown.

FINAL INDIVIDUAL and TEAM STATISTICS

Baltimore Ravens										Carolina Panthers											
RUSHING			ATT	YDS	AVG	LG	TD	RUSHING			ATT	YDS	AVG	LG	TD						
Collins			11	49	4.5	15	1	Newton			10	52	5.2	12	1						
L. Jackson			3	26	8.7	17	0	McCaffrey			14	45	3.2	12	1						
Flacco			2	14	7.0	13	0	Moore			2	39	19.5	28	0						
Edwards			2	12	6.0	8	0	Anderson			5	20	4.0	7	0						
								Heinicke			2	-2	-1.0	-1	0						
Total			18	101	5.6	17	1	Total			33	154	4.7	28	2						
PASSING	ATT	CMP	YDS	SK/YD	TD	LG	IN	Rtg.	PASSING	ATT	CMP	YDS	SK/YD	TD	LG	IN	Rtg.				
Flacco	39	22	192	2/14	1	19	2	56.8	Newton	29	21	219	0/0	2	33	0	116.9				
L. Jackson	5	4	46	0/0	1	26	0	144.6	Heinicke	1	1	13	0/0	0	13	0	118.8				
Total	44	26	238	2/14	2	26	2	70.1	Total	30	22	232	0/0	2	33	0	117.6				
PASS RECEIVING			NO	YDS	AVG	LG	TD	PASS RECEIVING			NO	YDS	AVG	LG	TD						
Snead IV			5	54	10.8	19	0	Moore			5	90	18.0	33	0						
Andrews			4	31	7.8	10	0	Olsen			4	56	14.0	17	1						
Crabtree			3	31	10.3	13	0	McCaffrey			4	11	2.8	8	1						
J. Brown			3	28	9.3	14	0	Samuel			3	28	9.3	11	0						
Allen			3	18	6.0	9	1	Funchess			3	27	9.0	18	0						
Hurst			2	29	14.5	26	1	Wright			2	5	2.5	7	0						
C. Moore			2	19	9.5	12	0	Thomas			1	15	15.0	15	0						
Collins			2	14	7.0	10	0														
Boyle			1	7	7.0	7	0														
Edwards			1	7	7.0	7	0														
Total			26	238	9.2	26	2	Total			22	232	10.5	33	2						
INTERCEPTIONS			NO	YDS	AVG	LG	TD	INTERCEPTIONS			NO	YDS	AVG	LG	TD						
Total			0	0	---	---	0	Munnerlyn			1	2	2.0	2	0						
								Adams			1	-7	-7.0	-7	0						
								Total			2	-5	-2.5	2	0						
PUNTING			NO	YDS	AVG	TB	IN20	LG	PUNTING			NO	YDS	AVG	TB	IN20	LG				
S. Koch			3	153	51.0	0	1	57	Palardy			3	137	45.7	0	2	51				
Total			3	153	51.0	0	1	57	Total			3	137	45.7	0	2	51				
PUNT RETURNS			NO	YDS	AVG	FC	LG	TD	PUNT RETURNS			NO	YDS	AVG	FC	LG	TD				
C. Jones			1	23	23.0	0	23	0	Byrd			1	-3	3.0	1	-3	0				
[DOWNED]			1	0	0.0	0	0	0													
[OUT OF BOUNDS]			1	0	0.0	0	0	0													
Total			3	15	5.0	0	15	0	Total			1	-3	3.0	1	-3	0				
KICKOFF RETURNS			NO	YDS	AVG	FC	LG	TD	KICKOFF RETURNS			NO	YDS	AVG	FC	LG	TD				
C. Moore									Byrd			2	21	10.5	0	17	0				
									[DOWNED]			1	0	0.0	0	0	0				
Total			1	23	34.3	0	23	0	Total			2	21	10.5	0	0	0				
FUMBLES	Fum	Own	Rec.	Yds	TD	FF	Opp. Rec.	Yds	TD	Bnds	FUMBLES	Fum	Own	Rec.	Yds	TD	FF	Opp. Rec.	Yds	TD	Bnds
Collins	1	0	0	0	0	0	0	0	0	0	Newton	1	0	0	0	0	0	0	0	0	0
Total	1	0	0	0	0	0	0	0	0	0	Moore	0	1	0	0	0	0	0	0	0	0
											Love	0	0	0	0	1	0	0	0	0	0
											Butler	0	0	0	0	0	1	0	0	0	0
											Total	1	1	0	0	1	1	0	0	0	0

	Ravens	PANTHERS		Ravens	PANTHERS
TOTAL FIRST DOWNS	20	22	PUNTS Number and Average	3-51.0	3-45.7
--By Rushing	8	7	--Had Blocked	0	0
--By Passing	11	14	--Net Punting Average	44.0	38.0
--By Penalty	1	1	FGs - PATs Had Blocked	0-0	0-0
THIRD DOWN EFFICIENCY	6-12-50%	6-12-50%	TOTAL RETURN YARDAGE (Not Including Kickoffs)	23	16
FOURTH DOWN EFFICIENCY	1-2-50%	1-1-100%	--No. and Yards Punt Returns	1-23	2-21
TOTAL NET YARDS	325	386	--No. and Yards Kickoff Returns	1-39	1-14
--Total Offensive Plays (inc. times thrown passing)	64	63	--No. and Yards Interception Returns	0-0	2--5
--Average gain per offensive play	5.1	6.1	PENALTIES Number and Yards	9-68	4-30
NET YARDS RUSHING	101	154	FUMBLES Number and Lost	1-1	1-0
--Total Rushing Plays	18	33	TOUCHDOWNS	3	4
--Average gain per rushing play	5.6	4.7	--Rushing	1	2
--Tackles for a loss-number and yards	2-15	2-6	--Passing	2	2
NET YARDS PASSING	224	232	--Fumbles	1	1
--Times thrown - yards lost attempting to pass	2-14	0-0	EXTRA POINTS Made-Attempts	3-3	3-4
--Gross yards passing	238	232	--Kicking Made-Attempts	3-3	3-3
PASS ATTEMPTS-COMPLETIONS-HAD INTERCEPTED	44-26--2	30-22-0	--Passing Made-Attempts	0-0	0-1
--Avg gain per pass play (inc.# thrown passing)	4.9	7.7	FIELD GOALS Made-Attempts	0-0	3-3
KICKOFFS Number-In End Zone-Touchbacks	4-2-2	7-7-6	RED ZONE EFFICIENCY	2-2-100%	4-5-80%
			GOAL TO GO EFFICIENCY	0-0-0%	1-1-100%
			SAFETIES	0	0
			FINAL SCORE	21	36
			TIME OF POSSESSION	25:59	34:01

GAME 8 CAROLINA 42-TAMPA BAY 28

November 4, 2018
Bank of America Stadium • Charlotte, NC.

A productive first half - five touchdowns on five straight possessions - catapulted the Panthers to a 42-28 victory over the Buccaneers at Bank of America Stadium. On the second play of the Buccaneers' second drive of the game, Panthers safety Eric Reid intercepted quarterback Ryan Fitzpatrick on a pass intended for wide receiver Mike Evans and returned it for 39 yards to the Tampa 10. Reid's first pick as a Panther set the table for a quick Carolina scoring drive, capped by fullback Alex Armah scoring on a 1-yard rush. After cornerback James Bradberry's pass breakup ended the Bucs' next series, the offense put together another scoring drive. Back-to-back explosive 32-yard runs by running back Christian McCaffrey and wideout DJ Moore paved the way for a short McCaffrey rushing touchdown, giving Carolina a 14-0 lead. Fitzpatrick responded with a 4-yard touchdown pass to tight end O.J. Howard to start the second. Curtis Samuel answered right back with a 33-yard rushing touchdown to increase the lead back to 14. The Panthers' defense would prove huge again with defensive end Mario Addison nabbing two sacks in three plays to bring out the Bucs' punting unit. Another short McCaffrey run and a difficult 17-yard grab by tight end Greg Olsen would give Carolina their fourth and fifth scores of the half on consecutive drives to go up 35-7. After the dominant first half, Carolina's first two drives of the second half were each stifled by a sack, giving the Buccaneers' high-powered offense early scoring opportunities. Midway through the third quarter, Fitzpatrick narrowed Carolina's 35-21 lead with a 5-yard touchdown to wide receiver Adam Humphries. The Buccaneers scored a 30-yard catch-and-run Humphries touchdown, inching the Buccaneers within seven. On the ensuing drive, Panthers quarterback Cam Newton led a nine-play, 75-yard series that ended with Newton finding wideout Curtis Samuel for a 19-yard touchdown, putting Carolina up 42-28. An interception by rookie cornerback Donte Jackson ended a last-ditch Bucs' effort and secure a huge Carolina home victory.

FINAL INDIVIDUAL and TEAM STATISTICS

Tampa Bay Buccaneers										Carolina Panthers												
RUSHING		ATT	YDS	AVG	LG	TD				RUSHING		ATT	YDS	AVG	LG	TD						
Barber		11	31	2.8	18	0				McCaffrey		17	79	4.6	35	2						
Fitzpatrick		5	23	4.6	10	0				Newton		11	33	3.0	12	0						
Rodgers		2	14	7.0	15	0				Samuel		1	33	33.0	33	1						
Wilson		2	7	3.5	5	0				Moore		1	32	32.0	32	0						
Humphries		1	7	7.0	7	0				Armah		1	1	1.0	1	1						
										Anderson		1	1	1.0	1	0						
Total		21	82	3.9	18	0				Total		32	179	5.6	35	4						
PASSING		ATT	CMP	YDS	SK/YD	TD	LG	IN	Rtg.	PASSING		ATT	CMP	YDS	SK/YD	TD	LG	IN	Rtg.			
Fitzpatrick		40	24	243	3/24	4	31	2	89.9	Newton		25	19	247	2/19	2	32	0	133.2			
Anger		1	0	0	0/0	0	0	0	39.6													
Total		41	24	243	3/24	4	31	2	87.8	Total		25	19	247	2/19	2	32	0	133.2			
PASS RECEIVING				NO	YDS	AVG	LG	TD				PASS RECEIVING				NO	YDS	AVG	LG	TD		
Humphries				8	82	10.3	30	2				Olsen				6	76	12.7	23	1		
Howard				4	53	13.3	31	2				McCaffrey				5	78	15.6	32	0		
Brate				3	15	5.0	9	0				Funchess				4	44	11.0	23	0		
Godwin				2	40	20.0	25	0				Samuel				2	25	12.5	19	1		
D. Jackson				2	32	16.0	20	0				Moore				1	16	16.0	16	0		
Barber				2	9	4.5	10	0				Wright				1	8	8.0	8	0		
Rodgers				2	-4	-2.0	4	0														
Evans				1	16	16.0	16	0														
Total				24	243	10.1	31	4				Total				19	247	13.0	32	2		
INTERCEPTIONS				NO	YDS	AVG	LG	TD				INTERCEPTIONS				NO	YDS	AVG	LG	TD		
Total				0	0	---	---	0				Reid				1	39	39.0	39	0		
												Jackson				1	0	0.0	0	0		
												Total				2	39	19.5	39	0		
PUNTING				NO	YDS	AVG	TB	IN20	LG				PUNTING				NO	YDS	AVG	TB	IN20	LG
Anger				5	231	46.2	0	2	52				Palardy				4	200	50.0	0	1	59
Total				5	231	46.2	0	2	52				Total				4	200	50.0	0	1	59
PUNT RETURNS				NO	YDS	AVG	FC	LG	TD				PUNT RETURNS				NO	YDS	AVG	FC	LG	TD
Humphries				2	15	7.5	1	8	0				Byrd				1	12	12.0	2	12	0
[DOWNED]				1	0	0.0	0	0	0				[DOWNED]				1	0	0.0	0	0	0
													[OUT OF BOUNDS]				1	0	0.0	0	0	0
Total				2	15	7.5	1	8	0				Total				1	12	12.0	2	12	0
KICKOFF RETURNS				NO	YDS	AVG	FC	LG	TD				KICKOFF RETURNS				NO	YDS	AVG	FC	LG	TD
Wilson				1	25	25.0	0	25	0				[TOUCHBACK]				5	0	0.0	0	0	0
[TOUCHBACK]				1	0	0.0	0	0	0													
Total				1	25	25.0	0	25	0				Total				0	0	0.0	0	0	0
FUMBLES		Fum	Own Rec.	Yds	TD	FF	Opp. Rec.	Yds	TD	Out Bnds	FUMBLES		Fum	Own Rec.	Yds	TD	FF	Opp. Rec.	Yds	TD	Out Bnds	
Fitzpatrick		1	0	0	0	0	0	0	0	0	Moore		1	0	0	0	0	0	0	0	1	
Jensen		0	1	0	0	0	0	0	0	0	Addison		0	0	0	0	1	0	0	0	0	
Grimes		0	0	0	0	1	0	0	0	0												
Total		1	1	0	0	1	0	0	0	0	Total		1	0	0	0	1	0	0	0	1	

	Buccaneers	PANTHERS		Buccaneers	PANTHERS
TOTAL FIRST DOWNS	23	22	PUNTS Number and Average	5-46.2	4-50.0
--By Rushing	3	8	--Had Blocked	0	0
--By Passing	17	11	--Net Punting Average	43.8	46.3
--By Penalty	3	3	FGs - PATS Had Blocked	0-0	0-0
THIRD DOWN EFFICIENCY	5-12-42%	4-10-40%	TOTAL RETURN YARDAGE (Not Including Kickoffs)	15	51
FOURTH DOWN EFFICIENCY	1-2-50%	0-1-0%	--No. and Yards Punt Returns	2-15	1-12
TOTAL NET YARDS	301	407	--No. and Yards Kickoff Returns	1-25	0-0
--Total Offensive Plays (inc. times thrown passing)	65	59	--No. and Yards Interception Returns	0-0	2-39
--Average gain per offensive play	4.6	6.9	PENALTIES Number and Yards	8-49	9-84
NET YARDS RUSHING	82	179	FUMBLES Number and Lost	1-0	1-0
--Total Rushing Plays	21	32	TOUCHDOWNS	4	6
--Average gain per rushing play	3.9	5.6	--Rushing	0	4
--Tackles for a loss-number and yards	3-11	1-1	--Passing	4	2
NET YARDS PASSING	219	228	EXTRA POINTS Made-Attempts	4-4	6-6
--Times thrown - yards lost attempting to pass	3-24	2-19	--Kicking Made-Attempts	4-4	6-6
--Gross yards passing	243	247	--Passing Made-Attempts	0-0	0-1
PASS ATTEMPTS-COMPLETIONS-HAD INTERCEPTED	41-24-2	25-19-0	FIELD GOALS Made-Attempts	0-0	3-3
--Avg gain per pass play (inc.# thrown passing)	5.0	8.4	RED ZONE EFFICIENCY	3-3-100%	5-5-100%
KICKOFFS Number-In End Zone-Touchbacks	5-5-5	7-7-6	GOAL TO GO EFFICIENCY	2-2-100%	4-4-100%
			SAFETIES	0	0
			FINAL SCORE	28	42
			TIME OF POSSESSION	29:00	31:00

November 8, 2018
Heinz Field • Pittsburgh, PA.

FINAL INDIVIDUAL and TEAM STATISTICS

	Panthers	STEELERS		Panthers	STEELERS
TOTAL FIRST DOWNS	18	25	PUNTS Number and Average	5-41.0	2-40.0
--By Rushing	5	10	--Had Blocked	0	0
--By Passing	12	14	--Net Punting Average	39.0	40.0
--By Penalty	1	1	FGs - PATs Had Blocked	0-0	0-0
THIRD DOWN EFFICIENCY	4-11-36%	8-11-73%	TOTAL RETURN YARDAGE (Not Including Kickoffs)	0	27
FOURTH DOWN EFFICIENCY	1-1-100%	0-0-0%	--No. and Yards Punt Returns	0-0	1-10
TOTAL NET YARDS	242	457	--No. and Yards Kickoff Returns	5-107	1-10
--Total Offensive Plays (inc. times thrown passing)	56	58	--No. and Yards Interception Returns	0-0	1-17
--Average gain per offensive play	4.3	7.9	PENALTIES Number and Yards	5-42	1-24
NET YARDS RUSHING	95	138	FUMBLES Number and Lost	2-1	1-0
--Total Rushing Plays	22	30	TOUCHDOWNS	3	7
--Average gain per rushing play	4.3	4.6	--Rushing	1	1
--Tackles for a loss-number and yards	1-4	4-4	--Passing	2	5
NET YARDS PASSING	147	319	EXTRA POINTS Made-Attempts	3-3	7-7
--Times thrown - yards lost attempting to pass	5-46	1-6	--Kicking Made-Attempts	3-3	7-7
--Gross yards passing	193	325	--Rushing Made-Attempts	0-0	0-0
PASS ATTEMPTS-COMPLETIONS-HAD INTERCEPTED	29-23-1	27-23-0	FIELD GOALS Made-Attempts	0-0	1-1
--Avg gain per pass play (inc.# thrown passing)	4.3	11.4	RED ZONE EFFICIENCY	1-1-100%	4-4-100%
KICKOFFS Number-In End Zone-Touchbacks	4-3-3	9-6-4	GOAL TO GO EFFICIENCY	1-1-100%	3-3-100%
			SAFETIES	0	0
			FINAL SCORE	21	52
			TIME OF POSSESSION	29:25	30:35

GAME 10 DETROIT 20 – CAROLINA 19

November 18, 2018
Ford Field • Detroit, MI.

It was nearly another fourth-quarter comeback for the ages, but a failed two-point conversion sealed Carolina's fate as the Panthers fell 20-19 against Detroit at Ford Field on Sunday. Down 13-7, Carolina's comeback hopes were almost dashed near the end of the third quarter when quarterback Cam Newton's left leg buckled after a Lions defender landed on him on second-and-8. Newton stayed down for couple of minutes, but would only miss one snap before returning at the start of the fourth quarter. A Lions' three-and-out brought Newton and Co. back on the field, and the Panthers rallied with a 10-play, 92-yard scoring drive ended by a Newton pass to wide receiver Curtis Samuel from 12 yards out. The lead was within reach, but the score remained 13-13 after kicker Graham Gano missed the extra point. Stafford responded by hitting Kenny Golladay for a 19-yard go-ahead touchdown. A short Panthers drive gave Detroit a chance to ice the game, but linebacker Luke Kuechly came up with a big stop on second-and-6 that led to a Lions punt. A 34-yard bomb from Newton to running back Christian McCaffrey set the table for an exciting final two minutes of regulation. Four plays later, rookie wideout DJ Moore secured an 8-yard Newton pass deep in the right corner of the endzone to cut the deficit to one point. With the game on the line, Carolina opted to go for two, but Newton's pass to receiver Jarius Wright was incomplete. Gano would attempt an onside kick but the Panthers failed to recover, allowing Stafford to kneel and close the door on Carolina's comeback dreams. Newton completed 13 of his 18 fourth-quarter passes for 163 yards and two touchdowns. He finished with 357 yards, three scores and an interception on 25-of-37 completions. Tight end Greg Olsen had just 8 yards on two receptions, but Newton connected with him for the duo's 35th TD - the third most among active QB-TE combos. Moore led all receivers with a career-high 157 receiving yards and a TD, the most receiving yards by a rookie wide receiver in franchise history.

FINAL INDIVIDUAL and TEAM STATISTICS

Carolina Panthers										Detroit Lions												
RUSHING	ATT	YDS	AVG	LG	TD					RUSHING	ATT	YDS	AVG	LG	TD							
McCaffrey	13	53	4.1	10	0					Johnson	15	87	5.8	24	1							
Newton	2	2	1.0	2	0					Stafford	3	6	2.0	9	0							
Artis-Payne	1	1	1.0	1	0					Blount	7	1	0.1	4	0							
										Riddick	1	0	0.0	0	0							
Total	16	56	3.5	10	1					Total	26	94	3.6	24	1							
PASSING	ATT	CMP	YDS	SK/YD	TD	LG	IN	Rtg.					PASSING	ATT	CMP	YDS	SK/YD	TD	LG	IN	Rtg.	
Newton	37	25	357	3/26	3	82	1	114.4					Stafford	37	23	220	1/5	1	36	0	87.7	
Heinicke	1	0	0	0/0	0	0	0	39.6														
Total	38	25	357	3/26	3	82	1	111.4					Total	37	23	220	1/5	1	36	0	87.8	
PASS RECEIVING			NO	YDS	AVG	LG	TD					PASS RECEIVING			NO	YDS	AVG	LG	TD			
Moore			7	157	22.4	82	1					Golladay			8	113	14.1	36	1			
McCaffrey			6	57	9.5	34	0					Ellington			6	52	8.7	21	0			
Samuel			5	55	11.0	17	1					Riddick			5	30	6.0	18	0			
Wright			3	40	13.3	21	0					Johnson			2	10	5.0	7	0			
Funchess			2	39	19.5	23	0					Toilolo			1	13	13.0	13	0			
Olsen			2	9	4.5	8	1					Jones			1	2	2.0	2	0			
Total			25	357	14.3	82	3					Total			23	220	9.6	36	1			
INTERCEPTIONS			NO	YDS	AVG	LG	TD					INTERCEPTIONS			NO	YDS	AVG	LG	TD			
												Walker			1	0	0.0	0	0			
Total			0	0	---	---	0					Total			1	0	0.0	0	0			
PUNTING	NO	YDS	AVG	TB	IN20	LG					PUNTING	NO	YDS	AVG	TB	IN20	LG					
Palardy	5	222	44.4	0	1	52					Martin	6	281	46.8	1	3	55					
Total	5	222	44.4	0	1	52					Total	6	281	46.8	1	3	55					
PUNT RETURNS	NO	YDS	AVG	FC	LG	TD					PUNT RETURNS	NO	YDS	AVG	FC	LG	TD					
Byrd	1	-1	-1.0	1	-1	0					Jones	1	10	10.0	1	10	0					
[DOWNED]	2	0	0.0	0	0	0					Ellington	0	0	0.0	3	0	0					
[OUT OF BOUNDS]	1	0	0.0	0	0	0																
[TOUCHBACK]	1	0	0.0	0	0	0																
Total	1	-1	-1.0	1	0	0					Total	1	10	10.0	4	10	0					
KICKOFF RETURNS	NO	YDS	AVG	FC	LG	TD					KICKOFF RETURNS	NO	YDS	AVG	FC	LG	TD					
Byrd	2	34	17.0	0	22	0					Wilson	1	20	20.0	0	20	0					
[TOUCHBACK]	3	0	0.0	0	0	0					[TOUCHBACK]	2	0	0.0	0	0	0					
Total	2	34	17.0	0	22	0					Total	1	20	20.0	0	20	0					
FUMBLES	Fum	Own Rec.	Yds	TD	FF	Opp. Rec.	Yds	TD	Out Bnds					FUMBLES	Fum	Own Rec.	Yds	TD	Out Bnds			
Total	0	0	0	0	0	0	0	0	0					Total	0	0	0	0	0	0		

	Panthers	LIONS		Panthers	LIONS
TOTAL FIRST DOWNS	20	20	PUNTS Number and Average	5-44.4	6-46.8
--By Rushing	4	9	--Had Blocked	0	0
--By Passing	16	11	--Net Punting Average	42.4	43.7
--By Penalty	0	0	FGs - PATs Had Blocked	0-0	0-0
THIRD DOWN EFFICIENCY	5-11-45%	4-12-33%	TOTAL RETURN YARDAGE (Not Including Kickoffs)	-1	10
FOURTH DOWN EFFICIENCY	0-0-0%	0-0-0%	--No. and Yards Punt Returns	1--1	1-10
TOTAL NET YARDS	387	309	--No. and Yards Kickoff Returns	2-34	1-20
--Total Offensive Plays (inc. times thrown passing)	57	64	--No. and Yards Interception Returns	0-0	1-0
--Average gain per offensive play	6.8	4.8	PENALTIES Number and Yards	2-15	1-5
NET YARDS RUSHING	56	94	FUMBLES Number and Lost	0-0	0-0
--Total Rushing Plays	16	26	TOUCHDOWNS	3	2
--Average gain per rushing play	3.5	3.6	--Rushing	0	1
--Tackles for a loss-number and yards	0-0	6-12	--Passing	3	1
NET YARDS PASSING	331	215	EXTRA POINTS Made-Attempts	1-3	2-2
--Times thrown - yards lost attempting to pass	3-26	1-5	--Kicking Made-Attempts	1-2	2-2
--Gross yards passing	357	220	--Rushing Made-Attempts	0-1	0-0
PASS ATTEMPTS-COMPLETIONS-HAD INTERCEPTED	38-25-1	37-23-0	FIELD GOALS Made-Attempts	0-1	2-2
--Avg gain per pass play (inc.# thrown passing)	8.1	5.7	RED ZONE EFFICIENCY	3-4-75%	2-3-67%
KICKOFFS Number-In End Zone-Touchbacks	4-2-2	5-4-3	GOAL TO GO EFFICIENCY	2-2-100%	1-1-100%
			SAFETIES	0	0
			FINAL SCORE	19	20
			TIME OF POSSESSION	28:20	31:40

GAME 11 SEATTLE 30-CAROLINA 27

November 25, 2018
Bank of America Stadium • Charlotte, NC.

It came down to the wire, but kicker Sebastian Janikowski won it for Seattle with a 31-yard field goal to hand the Panthers their third straight loss - their first at Bank of America Stadium this season. Early in the fourth quarter, a Carolina face mask penalty, along with a crucial reversed fumble ruling, helped position Janikowski for a 30-yard field goal to tie the game 20-20. On the ensuing drive, running back Christian McCaffrey was unstoppable, bursting up the middle for a 59-yard gain before following it with a 15-yard run. On third-and-2, quarterback Cam Newton found McCaffrey for an unimpeded 2-yard touchdown catch to retake the lead. After completing four straight passes to get to the Carolina 35, Seahawks quarterback Russell Wilson tied the game 27 after connecting with wide receiver David Moore for a deep 35-yard touchdown pass. Moore was being covered by cornerback Corn Elder, who replaced rookie Donte Jackson after he was injured in the first quarter. With under two minutes remaining, the Panthers' offense would get to the Seattle 34 to give kicker Graham Gano a chance at a 52-yarder, but the attempt sailed wide right. A 43-yard Wilson bomb to receiver Tyler Lockett set the table for the Janikowski kick and the Seahawks victory. Lost in the defeat were the performances of McCaffrey and Newton. With his 125 rushing yards and 112 receiving yards, McCaffrey became the first Panther to post over 100 yards in both categories in one game. He also scored two touchdowns. Newton, who finished the first half 14-of-14 for 159 yards and a score, ended the game 25-of-30 for 256 yards and two touchdowns, and contributed 63 rushing yards. He also posted his sixth straight game with a passer rating of 100 or higher. Wilson finished with 339 passing yards and two touchdowns on 22-of-31 completions. Lockett and Moore each had 100-plus receiving yards and a TD while running back Chris Carson added 55 rushing yards and a score.

FINAL INDIVIDUAL and TEAM STATISTICS

Seattle Seahawks										Carolina Panthers											
RUSHING			ATT	YDS	AVG	LG	TD			RUSHING			ATT	YDS	AVG	LG	TD				
Carson			16	55	3.4	16	1			McCaffrey			17	125	7.4	59	1				
Davis			4	14	3.5	10	0			Newton			8	63	7.9	26	0				
Penny			4	4	1.0	2	0			Samuel			1	25	25.0	25	0				
Wilson			3	4	1.3	7	0			Moore			1	7	7.0	7	0				
Lockett			1	-2	-2.0	-2	0														
Total			28	75	2.7	16	1			Total			27	220	5.6	35	1				
PASSING	ATT	CMP	YDS	SK/YD	TD	LG	IN	Rtg.			PASSING	ATT	CMP	YDS	SK/YD	TD	LG	IN	Rtg.		
Wilson	31	22	339	2/17	2	54	0	128.3			Newton	30	25	256	0/0	2	38	1	110.6		
Total	31	22	339	2/17	2	54	0	128.3			Total	30	25	256	0/0	2	38	1	110.6		
PASS RECEIVING			NO	YDS	AVG	LG	TD			PASS RECEIVING			NO	YDS	AVG	LG	TD				
Lockett			5	107	21.4	43	1			McCaffrey			11	112	10.2	38	1				
Baldwin			5	39	7.8	16	0			Moore			9	91	11.4	28	0				
Moore			4	103	25.8	54	1			Wright			2	25	12.5	25	0				
Vannett			2	22	11.0	13	0			Samuel			2	17	8.5	10	1				
Dickson			2	13	6.5	9	0			Olsen			4	11	5.5	6	0				
Carson			2	8	4.0	6	0														
Madden			1	28	28.0	28	0														
Turner			1	19	19.0	19	0														
Total			22	339	15.4	54	2			Total			25	256	10.2	38	2				
INTERCEPTIONS			NO	YDS	AVG	LG	TD			INTERCEPTIONS			NO	YDS	AVG	LG	TD				
McDougald			1	0	0.0	0	0			Total			0	0	---	---	0				
Total			1	0	0.0	0	0														
PUNTING			NO	YDS	AVG	TB	IN20	LG			PUNTING			NO	YDS	AVG	TB	IN20	LG		
M. Dickson			3	158	52.7	0	0	62			Palardy			1	55	55.0	0	1	55		
Total			3	158	52.7	0	0	62			Total			1	55	55.0	0	1	55		
PUNT RETURNS			NO	YDS	AVG	FC	LG	TD			PUNT RETURNS			NO	YDS	AVG	FC	LG	TD		
Lockett			0	0	0.0	1	0	0			Byrd			2	19	9.5	0	14	0		
											[DOWNED]			1	0	0.0	0	0	0		
Total			0	0	0.0	1	0	0			Total			2	19	9.5	0	14	0		
KICKOFF RETURNS			NO	YDS	AVG	FC	LG	TD			KICKOFF RETURNS			NO	YDS	AVG	FC	LG	TD		
[TOUCHBACK]			5	0	0.0	0	0	0			Moore			3	75	25.0	0	32	0		
											[TOUCHBACK]			3	0	0.0	0	0	0		
Total			0	0	0.0	0	0	0			Total			3	75	25.0	0	32	0		
FUMBLES	Fum	Own Rec.	Yds	TD	FF	Opp. Rec.	Yds	TD	Out Bnds			FUMBLES	Fum	Own Rec.	Yds	TD	FF	Opp. Rec.	Yds	TD	Out Bnds
Carson	1	0	0	0	0	0	0	0	1			McCaffrey	3	0	0	0	0	0	0	0	1
Flowers	0	0	0	0	2	0	0	0	0			Wright	1	1	0	0	0	0	0	0	0
Mingo	0	0	0	0	1	0	0	0	0			Newton	1	0	0	0	0	0	0	0	0
Wagner	0	0	0	0	1	0	0	0	0			Clark	0	1	0	0	0	0	0	0	0
												Kalil	0	1	0	0	0	0	0	0	0
												Olsen	0	1	0	0	0	0	0	0	0
												Thompson	0	0	0	0	1	0	0	0	0
Total	1	0	0	0	4	0	0	0	1			Total	5	4	0	0	1	0	0	0	1

	Seahawks	PANTHERS		Seahawks	PANTHERS
TOTAL FIRST DOWNS	21	26	PUNTS Number and Average	3-52.7	1-55.0
--By Rushing	7	10	--Had Blocked	0	0
--By Passing	13	13	--Net Punting Average	46.3	55.0
--By Penalty	1	3	FGs - PATs Had Blocked	0-0	0-0
THIRD DOWN EFFICIENCY	6-14-43%	3-8-38%	TOTAL RETURN YARDAGE (Not Including Kickoffs)	0	19
FOURTH DOWN EFFICIENCY	2-2-100%	0-1-0%	--No. and Yards Punt Returns	0-0	2-19
TOTAL NET YARDS	397	476	--No. and Yards Kickoff Returns	0-0	3-75
--Total Offensive Plays (inc. times thrown passing)	61	57	--No. and Yards Interception Returns	1-0	0-0
--Average gain per offensive play	6.5	8.4	PENALTIES Number and Yards	4-36	3-30
NET YARDS RUSHING	75	220	FUMBLES Number and Lost	1-0	5-0
--Total Rushing Plays	28	27	TOUCHDOWNS	3	3
--Average gain per rushing play	2.7	8.1	--Rushing	1	1
--Tackles for a loss-number and yards	6-14	2-4	--Passing	2	2
NET YARDS PASSING	322	256	EXTRA POINTS Made-Attempts	3-3	3-3
--Times thrown - yards lost attempting to pass	2-17	0-0	--Kicking Made-Attempts	3-3	3-3
--Gross yards passing	339	256	--Passing Made-Attempts	0-0	0-0
PASS ATTEMPTS-COMPLETIONS-HAD INTERCEPTED	31-22-0	30-25-1	FIELD GOALS Made-Attempts	3-3	2-3
--Avg gain per pass play (inc.# thrown passing)	9.8	8.5	RED ZONE EFFICIENCY	2-5-40%	3-7-43%
KICKOFFS Number-In End Zone-Touchbacks	6-4-3	5-5-5	GOAL TO GO EFFICIENCY	1-2-50%	2-3-67%
			SAFETIES	0	0
			FINAL SCORE	30	27
			TIME OF POSSESSION	30:26	29:34

GAME 12 TAMPA BAY 24 – CAROLINA 17

December 2, 2018
Raymond James Stadium • Tampa, FL.

Four interceptions, including a pair in the fourth quarter when the Panthers were driving to possibly tie the game, proved too much for Carolina to overcome in a 24-17 loss to Tampa Bay. The Buccaneers had just three interceptions entering the game but more than doubled the team's season output to send Cam Newton and Co. to a fourth consecutive defeat. Once 6-2, the Panthers fell to 6-6. Tampa led 17-7 at the half before Carolina closed the gap early in the second half. After an offensive holding call nullified a 9-yard touchdown pass from Newton to Funchess, kicker Graham Gano converted from 37 yards out to cut the deficit to 17-10. Soon after, running back Peyton Barber ended a lengthy Bucs drive – marred by penalties on both teams - with a 1-yard punch into the end zone to jump the lead to 14. Carolina followed with an impressive 10-play, 92-yard scoring drive. An 18-yard Christian McCaffrey rush complemented an efficient Newton, who hit five different targets for 63 yards. Funchess ended the series with a 10-yard catch, inching Carolina within 24-17 near the end of the third. Newton finished 28-of-41 for 300 yards and two touchdowns, but his four interceptions tied a career high he set in 2011. McCaffrey added 106 yards on 10 carries, and nine receptions for 55 yards and a score. Tight end Greg Olsen left early in the second quarter after re-injuring his foot and didn't return. For the Buccaneers, quarterback Jameis Winston threw for 249 yards and two touchdowns on 20-of-30 completions, adding 48 rushing yards. Barber ran for 45 rushing yards and a score while wideout Chris Godwin - starting in place of the injured DeSean Jackson - finished with 101 receiving yards and caught one of Winston's touchdown passes.

FINAL INDIVIDUAL and TEAM STATISTICS

Carolina Panthers										Tampa Bay Buccaneers										
RUSHING	ATT	YDS	AVG	LG	TD	RUSHING	ATT	YDS	AVG	LG	TD	RUSHING	ATT	YDS	AVG	LG	TD			
McCaffrey	10	106	10.6	53	0	Winston	5	48	9.6	18	0	Winston	30	249	8.3	48	0			
Newton	6	33	5.5	15	0	Barber	16	45	2.8	17	1	Barber	4	2	0.5	3	0			
Moore	2	21	10.5	13	0	Jones II	4	2	0.5	3	0	Jones II	4	2	0.5	3	0			
Samuel	1	8	8.0	8	0															
Total	19	168	8.8	53	0	Total	25	95	3.8	18	1	Total	30	249	8.3	48	0			
PASSING	ATT	CMP	YDS	SK/YD	TD	LG	IN	Rtg.	PASSING	ATT	CMP	YDS	SK/YD	TD	LG	IN	Rtg.			
Newton	41	28	300	4/24	2	33	4	66.2	Winston	30	20	249	4/29	2	48	0	114.4			
Heinicke	1	0	0	0/0	0	0	0	39.6												
Total	42	28	300	4/24	2	33	4	63.7	Total	30	20	249	4/29	2	48	0	114.4			
PASS RECEIVING	NO	YDS	AVG	LG	TD	PASS RECEIVING	NO	YDS	AVG	LG	TD	PASS RECEIVING	NO	YDS	AVG	LG	TD			
McCaffrey	9	55	6.1	15	1	Golladay	8	113	14.1	36	1	Golladay	8	113	14.1	36	1			
Samuel	6	88	14.7	31	0	Ellington	6	52	8.7	21	0	Ellington	6	52	8.7	21	0			
Thomas	5	46	9.2	20	0	Riddick	5	30	6.0	18	0	Riddick	5	30	6.0	18	0			
Moore	4	44	11.0	16	0	Johnson	2	10	5.0	7	0	Johnson	2	10	5.0	7	0			
Wright	2	44	22.0	33	0	Toilolo	1	13	13.0	13	0	Toilolo	1	13	13.0	13	0			
Olsen	1	13	13.0	13	0	Jones	1	2	2.0	2	0	Jones	1	2	2.0	2	0			
Funchess	1	10	10.0	10	1															
Total	28	357	10.7	33	2	Total	23	220	9.6	36	1	Total	23	220	9.6	36	1			
INTERCEPTIONS	NO	YDS	AVG	LG	TD	INTERCEPTIONS	NO	YDS	AVG	LG	TD	INTERCEPTIONS	NO	YDS	AVG	LG	TD			
						Walker	1	0	0.0	0	0	Walker	1	0	0.0	0	0			
Total	0	0	---	---	0	Total	1	0	0.0	0	0	Total	1	0	0.0	0	0			
PUNTING	NO	YDS	AVG	TB	IN20	LG	PUNTING	NO	YDS	AVG	TB	IN20	LG	PUNTING	NO	YDS	AVG	TB	IN20	LG
Palardy	5	222	44.4	0	1	52	Martin	6	281	46.8	1	3	55	Martin	6	281	46.8	1	3	55
Total	5	222	44.4	0	1	52	Total	6	281	46.8	1	3	55	Total	6	281	46.8	1	3	55
PUNT RETURNS	NO	YDS	AVG	FC	LG	TD	PUNT RETURNS	NO	YDS	AVG	FC	LG	TD	PUNT RETURNS	NO	YDS	AVG	FC	LG	TD
Byrd	1	-1	-1.0	1	-1	0	Jones	1	10	10.0	1	10	0	Jones	1	10	10.0	1	10	0
[DOWNED]	2	0	0.0	0	0	0	Ellington	0	0	0.0	3	0	0	Ellington	0	0	0.0	3	0	0
[OUT OF BOUNDS]	1	0	0.0	0	0	0														
[TOUCHBACK]	1	0	0.0	0	0	0														
Total	1	-1	-1.0	1	0	0	Total	1	10	10.0	4	10	0	Total	1	10	10.0	4	10	0
KICKOFF RETURNS	NO	YDS	AVG	FC	LG	TD	KICKOFF RETURNS	NO	YDS	AVG	FC	LG	TD	KICKOFF RETURNS	NO	YDS	AVG	FC	LG	TD
Byrd	2	34	17.0	0	22	0	Wilson	1	20	20.0	0	20	0	Wilson	1	20	20.0	0	20	0
[TOUCHBACK]	3	0	0.0	0	0	0	[TOUCHBACK]	2	0	0.0	0	0	0	[TOUCHBACK]	2	0	0.0	0	0	0
Total	2	34	17.0	0	22	0	Total	1	20	20.0	0	20	0	Total	1	20	20.0	0	20	0
FUMBLES	Fum	Own Rec.	Yds	TD	FF	Opp. Rec.	Yds	TD	Out Bnds	FUMBLES	Fum	Own Rec.	Yds	TD	FF	Opp. Rec.	Yds	TD	Out Bnds	
Total	0	0	0	0	0	0	0	0	0	Total	0	0	0	0	0	0	0	0	0	

	Panthers	BUCCANEERS	Panthers	BUCCANEERS
TOTAL FIRST DOWNS	20	20	PUNTS Number and Average	5-44.4 6-46.8
--By Rushing	4	9	--Had Blocked	0 0
--By Passing	16	11	--Net Punting Average	42.4 43.7
--By Penalty	0	0	FGs - PATs Had Blocked	0-0 0-0
THIRD DOWN EFFICIENCY	5-11-45%	4-12-33%	TOTAL RETURN YARDAGE (Not Including Kickoffs)	-1 10
FOURTH DOWN EFFICIENCY	0-0-0%	0-0-0%	--No. and Yards Punt Returns	1-1 1-10
TOTAL NET YARDS	387	309	--No. and Yards Kickoff Returns	2-34 1-20
--Total Offensive Plays (inc. times thrown passing)	57	64	--No. and Yards Interception Returns	0-0 1-0
--Average gain per offensive play	6.8	4.8	PENALTIES Number and Yards	2-15 1-5
NET YARDS RUSHING	56	94	FUMBLES Number and Lost	0-0 0-0
--Total Rushing Plays	16	26	TOUCHDOWNS	3 2
--Average gain per rushing play	3.5	3.6	--Rushing	0 1
--Tackles for a loss-number and yards	0-0	6-12	--Passing	3 1
NET YARDS PASSING	331	215	EXTRA POINTS Made-Attempts	1-3 2-2
--Times thrown - yards lost attempting to pass	3-26	1-5	--Kicking Made-Attempts	1-2 2-2
--Gross yards passing	357	220	--Rushing Made-Attempts	0-1 0-0
PASS ATTEMPTS-COMPLETIONS-HAD INTERCEPTED	38-25-1	37-23-0	FIELD GOALS Made-Attempts	0-1 2-2
--Avg gain per pass play (inc.# thrown passing)	8.1	5.7	RED ZONE EFFICIENCY	3-4-75% 2-3-67%
KICKOFFS Number-In End Zone-Touchbacks	4-2-2	5-4-3	GOAL TO GO EFFICIENCY	2-2-100% 1-1-100%
			SAFETIES	0 0
			FINAL SCORE	19 20
			TIME OF POSSESSION	28:20 31:40

GAME 13 CLEVELAND 26 – CAROLINA 20

December 9, 2018
FirstEnergy • Cleveland, OH.

The Panthers sought to get back on track in Cleveland after four straight defeats, but a costly turn of events in the final minutes gave the Browns a 26-20 victory and Carolina its fifth consecutive loss. With under nine minutes to go, quarterback Cam Newton and the offense ate away at the game clock and got into the red zone after a 24-yard Newton completion to wide receiver Jarius Wright. But the Panthers couldn't punch it in despite three chances from the 3. The defense forced a punt with 1:04 to go, but Browns safety Damarious Randall intercepted a pass intended for wideout Devin Funchess to end the game. Newton finished 26-of-42 for 265 yards and one interception but wasn't responsible for a touchdown for the first time since Week 1. Running back Christian McCaffrey's 16 carries gave him 63 rushing yards and both of the Panthers touchdowns. After Greg Olsen was lost for the rest of the year in Week 13, rookie tight end Ian Thomas got his first start since Week 5 and caught nine passes for 77 yards. For the defense, linebacker Luke Kuechly led the team with 11 tackles and forced two fumbles - both recovered by fellow linebacker Thomas Davis. Cornerback Captain Munnerlyn earned his first sack of the season; it was the first sack Cleveland had given up since Week 9. Browns rookie quarterback Baker Mayfield tallied 238 passing yards and a touchdown, completing 18 of his 22 attempts. Wide receiver Jarvis Landry added 57 receiving yards and a touchdown to go along with 54 rushing yards and a score. Rookie running back Nick Chubb continued his solid season, rushing for 66 yards and a touchdown on 13 carries. Defensive end Myles Garrett chipped in a sack and five tackles for the defense.

FINAL INDIVIDUAL and TEAM STATISTICS

Carolina Panthers										Cleveland Browns									
RUSHING										RUSHING									
	ATT	YDS	AVG	LG	TD					ATT	YDS	AVG	LG	TD					
McCaffrey	16	63	3.9	25	2	Chubb				13	66	5.1	29	1					
Newton	5	23	4.6	11	0	Landry				2	54	27.0	51	1					
Artis-Payne	1	5	5.0	5	0	Mayfield				4	2	0.5	3	0					
Wright	1	5	5.0	5	0	Johnson				2	-6	-3.0	0	0					
Armah	1	0	0.0	0	0														
Moore	1	0	0.0	0	0														
Total	25	96	3.8	25	2	Total				21	116	5.5	51	2					
PASSING										PASSING									
	ATT	CMP	YDS	SK/YD	TD	LG	IN	Rtg.		ATT	CMP	YDS	SK/YD	TD	LG	IN	Rtg.		
Newton	42	26	265	1/1	0	40	1	70.0	Mayfield	22	18	238	1/6	1	66	0	126.9		
Heinicke	1	1	33	0/0	0	33	0	118.8	Landry	1	0	0	0/0	0	0	0	39.6		
Total	43	27	298	1/1	0	40	1	73.6	Total	23	18	238	1/6	1	66	0	124.3		
PASS RECEIVING										PASS RECEIVING									
	NO	YDS	AVG	LG	TD					NO	YDS	AVG	LG	TD					
Thomas	9	77	8.6	16	0	Chubb				4	17	4.3	8	0					
McCaffrey	6	38	6.3	20	0	Landry				3	57	19.0	51	1					
Moore	5	67	14.7	31	0	Njoku				3	35	11.7	28	0					
Samuel	4	80	9.2	20	0	Perriman				2	81	40.5	66	0					
Wright	3	36	22.0	33	0	Hilliard				2	20	10.0	12	0					
						Higgins				2	19	9.5	15	0					
						Charles				1	9	9.0	9.0	0					
						Callaway				1	0	0.0	0	0					
Total	27	298	11.0	40	0	Total				18	238	13.2	66	1					
INTERCEPTIONS										INTERCEPTIONS									
	NO	YDS	AVG	LG	TD					NO	YDS	AVG	LG	TD					
Total	0	0	---	---	0	Randall				1	7	7.0	7	0					
						Total				1	7	7.0	7	0					
PUNTING										PUNTING									
	NO	YDS	AVG	TB	IN20	LG				NO	YDS	AVG	TB	IN20	LG				
Palardy	4	158	39.5	0	2	54	Colquitt			3	143	47.7	0	0	49				
Total	4	158	39.5	0	2	54	Total			3	143	47.7	0	0	49				
PUNT RETURNS										PUNT RETURNS									
	NO	YDS	AVG	FC	LG	TD				NO	YDS	AVG	FC	LG	TD				
Barner	1	6	6.0	2	6	0	Peppers			1	19	19.0	2	19	0				
							[OUT OF BOUNDS]			1	0	0.0	0	0	0				
Total	1	6	6.0	2	6	0	Total			1	19	19.0	2	19	0				
KICKOFF RETURNS										KICKOFF RETURNS									
	NO	YDS	AVG	FC	LG	TD				NO	YDS	AVG	FC	LG	TD				
Barner	2	50	25.0	0	31	0	Vallejo			1	2	2.0	0	2	0				
[TOUCHBACK]	4	0	0.0	0	0	0	[TOUCHBACK]			4	0	0.0	0	0	0				
Total	2	50	25.0	0	31	0	Total			1	2	2.0	0	2	0				
FUMBLES										FUMBLES									
	Fum	Own Rec.	Yds	TD	FF	Opp. Rec.	Yds	TD	Bnds		Fum	Own Rec.	Yds	TD	FF	Opp. Rec.	Yds	TD	Bnds
Kuechly	0	0	0	0	2	0	0	0	0	Mayfield	1	1	0	0	0	0	0	0	0
Davis	0	0	0	0	0	2	0	0	0	Higgins	1	0	0	0	0	0	0	0	0
Total	0	0	0	0	2	2	0	0	0	Landry	1	0	0	0	0	0	0	0	0
										Total	3	1	0	0	0	0	0	0	0

	Panthers	BROWNS		Panthers	BROWNS
TOTAL FIRST DOWNS	22	12	PUNTS Number and Average	4-39.5	3-47.7
--By Rushing	6	6	--Had Blocked	0	0
--By Passing	14	5	--Net Punting Average	34.8	45.7
--By Penalty	2	1	FGs - PATs Had Blocked	0-0	0-0
THIRD DOWN EFFICIENCY	5-14-36%	4-9-44%	TOTAL RETURN YARDAGE (Not Including Kickoffs)	6	26
FOURTH DOWN EFFICIENCY	2-3-67%	0-0-0%	--No. and Yards Punt Returns	1-6	1-19
TOTAL NET YARDS	393	348	--No. and Yards Kickoff Returns	2-50	1-2
--Total Offensive Plays (inc. times thrown passing)	69	45	--No. and Yards Interception Returns	0-0	1-7
--Average gain per offensive play	5.7	7.7	PENALTIES Number and Yards	10-68	7-52
NET YARDS RUSHING	96	116	FUMBLES Number and Lost	0-0	3-2
--Total Rushing Plays	25	21	TOUCHDOWNS	2	3
--Average gain per rushing play	3.8	5.5	--Rushing	2	2
--Tackles for a loss-number and yards	2-3	2-7	--Passing	0	1
NET YARDS PASSING	297	232	EXTRA POINTS Made-Attempts	2-2	2-3
--Times thrown - yards lost attempting to pass	1-1	1-6	--Kicking Made-Attempts	2-2	2-3
--Gross yards passing	298	238	--Rushing Made-Attempts	0-0	0-0
PASS ATTEMPTS-COMPLETIONS-HAD INTERCEPTED	43-27-1	23-18-0	FIELD GOALS Made-Attempts	2-2	2-2
--Avg gain per pass play (inc.# thrown passing)	6.8	9.7	RED ZONE EFFICIENCY	2-5-40%	2-2-100%
KICKOFFS Number-In End Zone-Touchbacks	5-4-4	6-5-4	GOAL TO GO EFFICIENCY	2-4-50%	2-2-100%
			SAFETIES	0	0
			FINAL SCORE	20	26
			TIME OF POSSESSION	33:50	26:10

GAME 14 NEW ORLEANS 12 -CAROLINA 9

December 17, 2018
Bank of America Stadium • Charlotte, NC.

Despite holding onto a 7-6 lead through three quarters, the Panthers lost their sixth straight game, falling to the Saints 12-9 at Bank of America Stadium on Monday Night Football. With Carolina clinging to a 7-6 lead since halftime, the Saints seized control early in the fourth with a 16-yard rush from running back Alvin Kamara into the endzone. The Saints elected to go for two, but rookie cornerback Donte Jackson picked off quarterback Drew Brees and exploded into the Panthers endzone, cutting the score to 12-9. An offensive holding call and a sack on quarter-back Cam Newton - the Saints' fourth of the night - spoiled Carolina's drive, giving Brees and the Saints the ball back with 8:51 remaining. With 1:51 left, cornerback James Bradberry forced a fumble by Saints wide receiver Tommylee Lewis after his attempt to score on a four-yard rush. Carolina's offense gained possession with no timeouts, but couldn't score as time ran out. Christian McCaffrey threw a 50-yard touchdown pass to Chris Manhertz in the first quarter, Carolina's only touchdown. It marked just the second time in NFL history that a player ran for 50 yards, threw for 50 yards and had 50 yards receiving in the same game.

FINAL INDIVIDUAL and TEAM STATISTICS

New Orleans Saints										Carolina Panthers									
RUSHING										RUSHING									
	ATT	YDS	AVG	LG	TD					ATT	YDS	AVG	LG	TD					
Kamara	14	67	4.8	16	1					McCaffrey	15	53	3.5	9	0				
Ingram	12	63	5.3	22	0					Moore	1	22	22.0	22	0				
Hill	1	17	17.0	17	0					Newton	5	15	3.0	5	0				
Line	2	6	3.0	5	0					Samuel	2	8	4.0	6	0				
Lewis	1	4	4.0	4	0														
Brees	2	-2	-1.0	-1	0														
Total	32	155	4.8	22	1					Total	23	98	4.3	22	0				
PASSING										PASSING									
	ATT	CMP	YDS	SK/YD	TD	LG	IN	Rtg.		ATT	CMP	YDS	SK/YD	TD	LG	IN	Rtg.		
Brees	35	23	203	2/12	0	28	1	69.1		Newton	29	16	131	4/32	0	22	1	52.5	
										McCaffrey	1	1	50	0/0	1	50	0	158.3	
Total	35	23	203	2/12	0	28	1	69.1		Total	30	17	181	4/32	1	50	1	71.7	
PASS RECEIVING										PASS RECEIVING									
		NO	YDS	AVG	LG	TD					NO	YDS	AVG	LG	TD				
Thomas		7	49	7.0	12	0				McCaffrey	8	67	8.4	22	0				
Kamara		7	36	5.1	11	0				Wright	3	21	7.0	9	0				
Kirkwood		2	40	20.0	21	0				Thomas	2	14	7.0	8	0				
Hill		2	24	12.0	14	0				Moore	2	12	6.0	7	0				
Smith		2	15	7.5	9	0				Manhertz	4	50	50.0	50	1				
Ingram		2	11	5.5	9	0				Samuel	1	17	17.0	17	0				
Watson		1	28	28.0	28	0				Total		17	181	10.6	50	1			
Total		23	203	8.8	28	0													
INTERCEPTIONS										INTERCEPTIONS									
		NO	YDS	AVG	LG	TD					NO	YDS	AVG	LG	TD				
Apple		1	0	0.0	0	0				Bradberry	1	29	29.0	29	0				
Total		1	0	0.0	0	0				Total	1	0	0.0	0	0				
PUNTING										PUNTING									
		NO	YDS	AVG	TB	IN20	LG				NO	YDS	AVG	TB	IN20	LG			
Morstead		4	168	42.0	0	3	46			Palardy	6	239	39.8	0	1	56			
Total		4	168	42.0	0	3	46			Total	6	239	39.8	0	1	56			
PUNT RETURNS										PUNT RETURNS									
		NO	YDS	AVG	FC	LG	TD				NO	YDS	AVG	FC	LG	TD			
Lewis		2	13	6.5	2	13	0			Barner	1	1	1.0	0	1	0			
[DOWNED]		1	0	0.0	0	0	0			[OUT OF BOUNDS]	3	0	0.0	0	0	0			
[OUT OF BOUNDS]		1	0	0.0	0	0	0			Total		1	1	1.0	0	1	0		
Total		2	13	6.5	2	13	0												
KICKOFF RETURNS										KICKOFF RETURNS									
		NO	YDS	AVG	FC	LG	TD				NO	YDS	AVG	FC	LG	TD			
Kamara		1	50	50.0	0	50	0			Barner	1	26	26.0	0	26	0			
[TOUCHBACK]		1	0	0.0	0	0	0			[TOUCHBACK]	3	0	0.0	0	0	0			
Total		1	50	50.0	0	50	0			Total	1	26	26.0	0	26	0			
FUMBLES										FUMBLES									
	Fum	Own	Yds	TD	FF	Opp.	Yds	TD	Out		Fum	Own	Yds	TD	FF	Opp.	Yds	TD	Out
		Rec.				Rec.			Bnds			Rec.				Rec.			Bnds
Lewis	1	0	0	0	0	0	0	0	1		Moore	1	0	0	0	0	0	0	0
Bell	0	0	0	0	1	0	0	0	0		Bradberry	0	0	0	0	1	0	0	0
Klein	0	0	0	0	0	1	0	0	0										
Total	1	0	0	0	1	1	0	0	1		Total	1	0	0	0	1	0	0	0

	Saints	PANTHERS		Saints	PANTHERS
TOTAL FIRST DOWNS	21	13	PUNTS Number and Average	4-42.0	6-39.8
--By Rushing	11	5	--Had Blocked	0	0
--By Passing	8	7	--Net Punting Average	41.8	37.7
--By Penalty	2	1	FGs - PATs Had Blocked	0-0	0-0
THIRD DOWN EFFICIENCY	4-13-31%	7-15-47%	TOTAL RETURN YARDAGE (Not Including Kickoffs)	13	30
FOURTH DOWN EFFICIENCY	1-1-100%	1-2-50%	--No. and Yards Punt Returns	2-13	1-1
TOTAL NET YARDS	346	247	--No. and Yards Kickoff Returns	1-50	1-26
--Total Offensive Plays (inc. times thrown passing)	69	57	--No. and Yards Interception Returns	1-0	1-29
--Average gain per offensive play	5.0	4.3	PENALTIES Number and Yards	9-80	4-48
NET YARDS RUSHING	155	98	FUMBLES Number and Lost	1-1	1-1
--Total Rushing Plays	32	23	TOUCHDOWNS	1	1
--Average gain per rushing play	4.8	4.3	--Rushing	1	0
--Tackles for a loss-number and yards	2-2	0-0	--Passing	0	1
NET YARDS PASSING	191	149	EXTRA POINTS Made-Attempts	0-1	1-1
--Times thrown - yards lost attempting to pass	2-12	4-32	--Kicking Made-Attempts	0-0	1-1
--Gross yards passing	203	181	--Passing Made-Attempts	0-1	0-0
PASS ATTEMPTS-COMPLETIONS-HAD INTERCEPTED	35-23-1	30-17-1	FIELD GOALS Made-Attempts	2-2	0-0
--Avg gain per pass play (inc.# thrown passing)	5.2	4.4	RED ZONE EFFICIENCY	1-3-33%	0-1-0%
KICKOFFS Number-In End Zone-Touchbacks	4-4-3	2-2-1	GOAL TO GO EFFICIENCY	0-0-0%	0-0-0%
			SAFETIES	0	0
			FINAL SCORE	12	9
			TIME OF POSSESSION	35:09	24:51

GAME 15 ATLANTA 24 - CAROLINA 10

December 23, 2018
Bank of America Stadium • Charlotte, NC.

The Panthers started strong with an early 7-0 lead, but the Falcons took off in the third quarter and topped Carolina 24-10 in the Panthers' home finale at Bank of America Stadium on Sunday. In his first career start, Panthers quarterback Taylor Heinicke led Carolina down the field on the team's longest drive of the season, lasting over eight minutes. Heinicke capped it with a one-yard touchdown toss to Ian Thomas, the first career touchdown for both players. However, the Falcons responded with a touchdown drive of their own and the two teams traded field goals in the second quarter. Heinicke temporarily exited the game with an elbow injury in the second quarter before returning and throwing a red-zone interception, spoiling Carolina's chance to take a halftime lead. Falcons quarterback Matt Ryan began the second half with a monster 75-yard touchdown pass to rookie wide receiver Calvin Ridley, giving Atlanta its first lead of the game. A sack on Heinicke, starting in place of the injured Cam Newton, spoiled Carolina's ensuing drive and forced a punt soon after. Both teams traded empty possessions until midway through the third when Atlanta struck again. Ryan found wide receiver Mohamed Sanu for a 44-yard catch-and-run touchdown to put the Falcons up 24-10. Carolina controlled the rest of the frame, marching into Atlanta territory, but Falcons cornerback Brian Poole picked off a Heinicke pass intended for rookie wideout DJ Moore with six seconds remaining. Early in the fourth, a failed Carolina fourth-down conversion gave Atlanta the ball back on its 6, but a fumble recovery by defensive end Julius Peppers gave Carolina some life. On fourth-and-10, the offense looked to make a play, but a sack by Falcons defensive end Bruce Irvin ended Carolina's home finale on a sour note. Christian McCaffrey recorded his third 100-yard rushing game of the season and made 12 receptions to set NFL and franchise records for receptions by a running back and Panthers player in a single season.

FINAL INDIVIDUAL and TEAM STATISTICS

Atlanta Falcons										Carolina Panthers										
RUSHING	ATT		YDS	AVG	LG	TD				RUSHING	ATT		YDS	AVG	LG	TD				
Hill	8		115	14.4	60	0				McCaffrey	21		101	4.8	13	0				
Coleman	10		51	5.1	20	0				Heinicke	3		33	11.0	19	0				
Sanu	2		29	14.5	24	0				Artis-Payne	1		7	7.0	7	0				
Ryan	1		-1	-1.0	-1	0														
Total	21		194	9.2	60	0				Total	25		141	5.6	19	0				
PASSING	ATT	CMP	YDS	SK/YD	TD	LG	IN	Rtg.	PASSING	ATT	CMP	YDS	SK/YD	TD	LG	IN	Rtg.			
Ryan	26	15	239	1/6	3	75	0	126.9	Heinicke	53	33	274	2/17	1	27	3	58.2			
									Allen	4	4	38	0/0	0	24	0	106.2			
Total	26	15	239	1/6	3	75	0	126.9	Total	57	37	312	2/17	1	27	3	62.9			
PASS RECEIVING			NO	YDS	AVG	LG	TD				PASS RECEIVING			NO	YDS	AVG	LG	TD		
Sanu			5	81	16.2	44	1				McCaffrey			12	77	6.4	14	0		
Jones			4	28	7.0	11	1				Wright			7	69	9.9	24	0		
Ridley			3	90	30.0	75	1				Samuel			7	41	5.9	9	0		
Hooper			2	36	18.0	32	0				Thomas			4	48	12.0	27	1		
Ortiz			1	4	4.0	4	0				Funchess			2	23	11.5	13	0		
									Moore			2	19	9.5	15	0				
									Smith			1	19	19.0	19	0				
									Artis-Payne			1	13	13.0	13	0				
									Barner			1	3	3.0	3	0				
Total			15	239	15.9	75	3				Total			37	312	8.4	27	1		
INTERCEPTIONS			NO	YDS	AVG	LG	TD				INTERCEPTIONS			NO	YDS	AVG	LG	TD		
JA. Crawford			1	6	6.0	6	0													
Poole			1	2	2.0	2	0													
Oliver			1	0	0.0	0	0													
Total			3	0	0.0	0	0				Total			0	0	0.0	0	0		
PUNTING			NO	YDS	AVG	TB	IN20	LG				PUNTING			NO	YDS	AVG	TB	IN20	LG
Bosher			5	235	47.0	0	2	54				Palardy			3	128	42.7	0	1	56
Total			5	235	47.0	0	2	54				Total			3	128	42.7	0	1	56
PUNT RETURNS			NO	YDS	AVG	FC	LG	TD				PUNT RETURNS			NO	YDS	AVG	FC	LG	TD
Hardy			1	9	9.0	2	9	0				Barner			2	16	8.0	3	13	0
Total			1	9	9.0	2	9	0				Total			2	16	8.0	3	13	0
KICKOFF RETURNS			NO	YDS	AVG	FC	LG	TD				KICKOFF RETURNS			NO	YDS	AVG	FC	LG	TD
Hall			1	10	10.0	0	10	0				Barner			4	109	27.3	0	37	0
[TOUCHBACK]			2	0	0.0	0	0	0				[TOUCHBACK]			1	0	0.0	0	0	0
Total			1	10	10.0	0	10	0				Total			4	109	27.3	0	37	0
FUMBLES	Fum	Own Rec.	Yds	TD	FF	Opp. Rec.	Yds	TD	Bnds	FUMBLES	Fum	Own Rec.	Yds	TD	FF	Opp. Rec.	Yds	TD	Bnds	
Hill	1	0	0	0	0	0	0	0	0	Heinicke	1	1	0	0	0	0	0	0	0	
Ryan	1	0	0	0	0	0	0	0	0	Wright	1	0	0	0	0	0	0	0		
Jones	0	0	0	0	1	1	0	0	0	Love	0	0	0	0	1	1	0	0		
Poole	0	0	0	0	0	1	0	0	0	Peppers	0	0	0	0	0	1	0	0		
Total	2	0	0	0	1	2	0	0	0	Total	2	1	0	0	1	2	0	0		

	Falcons	PANTHERS		Falcons	PANTHERS
TOTAL FIRST DOWNS	16	29	PUNTS Number and Average	5-47.0	3-42.7
--By Rushing	6	8	--Had Blocked	0	0
--By Passing	8	19	--Net Punting Average	43.8	39.7
--By Penalty	2	2	FGs - PATs Had Blocked	0-0	0-0
THIRD DOWN EFFICIENCY	4-10-40%	7-14-50%	TOTAL RETURN YARDAGE (Not Including Kickoffs)	17	16
FOURTH DOWN EFFICIENCY	0-0-0%	0-2-0%	--No. and Yards Punt Returns	1-9	2-16
TOTAL NET YARDS	427	436	--No. and Yards Kickoff Returns	1-10	4-109
--Total Offensive Plays (inc. times thrown passing)	48	84	--No. and Yards Interception Returns	3-8	0-0
--Average gain per offensive play	8.9	5.2	PENALTIES Number and Yards	4-41	10-86
NET YARDS RUSHING	194	141	FUMBLES Number and Lost	2-2	2-1
--Total Rushing Plays	21	25	TOUCHDOWNS	3	1
--Average gain per rushing play	9.2	5.6	--Rushing	0	0
--Tackles for a loss-number and yards	2-4	0-0	--Passing	3	1
NET YARDS PASSING	233	295	EXTRA POINTS Made-Attempts	3-3	1-1
--Times thrown - yards lost attempting to pass	1-6	2-17	--Kicking Made-Attempts	3-3	1-1
--Gross yards passing	239	312	--Passing Made-Attempts	0-0	0-0
PASS ATTEMPTS-COMPLETIONS-HAD INTERCEPTED	26-15-10	57-37-3	FIELD GOALS Made-Attempts	1-1	1-1
--Avg gain per pass play (inc.# thrown passing)	8.6	5.0	RED ZONE EFFICIENCY	1-2-50%	1-4-25%
KICKOFFS Number-In End Zone-Touchbacks	5-2-1	3-2-2	GOAL TO GO EFFICIENCY	1-1-100%	1-2-50%
			SAFETIES	0	0
			FINAL SCORE	24	10
			TIME OF POSSESSION	22:31	37:29

GAME 16 CAROLINA 33-NEW ORLEANS 14

December 30, 2018
Mercedes-Benz Superdome • New Orleans, LA.

NEW ORLEANS -- Carolina's seven-game losing streak took the steam out of the Week 17 matchup, but the Panthers halted the skid with a 33-14 road victory over the Saints to end the 2018 regular season. After building a 23-0 lead at halftime, their largest first half edge since leading by 21 in their Week 9 win versus Tampa Bay, the Panthers continued to roll in the second half. The lead grew to 30-0 on undrafted rookie quarterback Kyle Allen's 53-yard bomb to receiver Curtis Samuel before the Saints finally got on the board in the fourth quarter. Saints quarterback Teddy Bridgewater, in his first start since 2016 with Drew Brees inactive, broke up the shutout with a 9-yard touchdown pass to rookie wideout Tre'Quan Smith. Moments later, Allen would go down after a vicious sack by Saints defensive end Marcus Davenport, bringing on Garrett Gilbert for his first regular season action. Gilbert's first pass - an 18-yard completion to rookie tight end Ian Thomas - helped set-up a 51-yard field goal by kicker Chandler Catanzaro to give Carolina a 33-7 lead. Three plays into the ensuing drive, safety Colin Jones intercepted a Bridgewater pass at the Carolina 43. Allen, making his first career start in place of the injured Cam Newton and Taylor Heinicke, finished 16-of-27 for 228 yards and two touchdowns, and added 19 rushing yards and a score. Samuel finished with 72 receiving yards and a touchdown while rookie wideout DJ Moore added four receptions for 81 yards. After opening the game with a false start, the offense shook off the jitters and drove 80 yards for their first score. Back-to-back 16-yard gains by running back Mark Ingram gave the Saints early momentum, but the Panthers defense eventually forced a punt. A defensive pass interference on Saints cornerback Eli Apple on a deep pass to Samuel gifted the Panthers 39 yards, putting them on the New Orleans 25. Three plays later, running back Cameron Artis-Payne, who replaced Christian McCaffrey to start the drive, took a 15-yard rush to the house for his first score of the season. Catanzaro missed the PAT to keep the lead at 13 near the end of the quarter. In the red zone early in the second, Bridgewater lobbed a pass to Smith in the end zone, but a pass breakup by corner Captain Munnerlyn prevented the score, forcing a turnover on downs. Carolina would take over with 9:45 to go and put together a 16-play, 90-yard scoring series, increasing the lead to 20. Allen hit Thomas with a 8-yard pass to secure his second career TD. Two sacks on Bridgewater - one by Peppers and another by defensive end Mario Addison - spoiled the Saints' last drive of the half and Carolina capitalized with a 22-yard field goal to end the half with a 23-0 lead.

FINAL INDIVIDUAL and TEAM STATISTICS

Carolina Panthers										New Orleans Saints									
RUSHING			ATT	YDS	AVG	LG	TD			RUSHING			ATT	YDS	AVG	LG	TD		
Artis-Payne			16	56	3.5	15	1			Washington			11	108	9.8	28	0		
Allen			5	19	3.8	10	1			Ingram			5	28	5.6	16	0		
McCaffrey			4	18	4.5	7	0			Line			3	19	6.3	9	0		
Cadet			11	17	1.5	5	0			Bridgewater			4	12	3.0	9	0		
Armah			1	1	1.0	1	0			Hill			3	11	3.7	9	1		
										Lewis			1	6	6.0	6	0		
Total			37	111	3.0	15	2			Total			27	184	6.8	28	1		
PASSING	ATT	CMP	YDS	SK/YD	TD	LG	IN	Rtg.		PASSING	ATT	CMP	YDS	SK/YD	TD	LG	IN	Rtg.	
Allen	27	16	228	0/0	2	53	0	111.3		Bridgewater	22	14	118	2/8	1	18	1	73.7	
Gilbert	3	2	40	1/5	0	31	0	109.7											
Total	30	18	268	1/5	2	53	0	111.5		Total	22	14	118	2/8	1	18	1	73.7	
PASS RECEIVING			NO	YDS	AVG	LG	TD			PASS RECEIVING			NO	YDS	AVG	LG	TD		
Thomas			5	61	12.2	31	1			Thomas			5	29	5.8	8	0		
Moore			4	81	20.3	38	0			Smith			3	30	10.0	13	1		
Samuel			2	72	36.0	53	1			Watson			2	29	14.5	18	0		
Wright			2	20	10.0	11	0			Ingram			2	15	7.5	16	0		
Artis-Payne			2	2	1.0	3	0			Lewis			1	12	12.0	12	0		
McCaffrey			1	22	22.0	22	0			Hill			1	3	3.0	3	0		
Armah			1	5	5.0	5	0												
Cadet			1	5	5.0	5	0												
Total			18	268	14.9	53	2			Total			14	118	8.4	18	1		
INTERCEPTIONS			NO	YDS	AVG	LG	TD			INTERCEPTIONS			NO	YDS	AVG	LG	TD		
Jones			1	5	5.0	5	0												
Total			1	5	5.0	5	0			Total			0	0	---	---	0		
PUNTING			NO	YDS	AVG	TB	IN20	LG		PUNTING			NO	YDS	AVG	TB	IN20	LG	
Palardy			3	164	54.7	0	0	57		Morstead			5	210	42.0	0	1	54	
Total			3	164	54.7	0	0	57		Total			5	210	42.0	0	1	54	
PUNT RETURNS			NO	YDS	AVG	FC	LG	TD		PUNT RETURNS			NO	YDS	AVG	FC	LG	TD	
Moore			0	0	0.0	2	0	0		Lewis			2	18	9.0	0	16	0	
(DOWNED)			2	0	0.0	0	0	0		(OUT OF BOUNDS)			1	0	0.0	0	0	0	
(OUT OF BOUNDS)			1	0	0.0	0	0	0											
Total			0	0	0.0	2	0	0		Total			2	18	9.0	0	16	0	
KICKOFF RETURNS			NO	YDS	AVG	FC	LG	TD		KICKOFF RETURNS			NO	YDS	AVG	FC	LG	TD	
(TOUCHBACK)			3	0	0.0	0	0	0		(TOUCHBACK)			6	0	0.0	0	0	0	
Total			0	0	0.0	0	0	0		Total			0	0	0.0	0	0	0	
FUMBLES	Fum	Own Rec.	Yds	TD	FF	Opp. Rec.	Yds	TD	Out Bnds	FUMBLES	Fum	Own Rec.	Yds	TD	FF	Opp. Rec.	Yds	TD	Out Bnds
Total	0	0	0	0	0	0	0	0	0	Total	0	0	0	0	0	0	0	0	0

	Panthers	SAINTS		Panthers	SAINTS
TOTAL FIRST DOWNS	25	17	PUNTS Number and Average	3-54.7	5-42.0
--By Rushing	11	9	--Had Blocked	0	0
--By Passing	10	8	--Net Punting Average	48.7	42.0
--By Penalty	4	0	FGs - PATs Had Blocked	0-0	0-0
THIRD DOWN EFFICIENCY	6-13-46%	4-10-40%	TOTAL RETURN YARDAGE (Not Including Kickoffs)	5	18
FOURTH DOWN EFFICIENCY	1-2-50%	0-1-0%	--No. and Yards Punt Returns	0-0	2-18
TOTAL NET YARDS	374	294	--No. and Yards Kickoff Returns	0-0	0-0
--Total Offensive Plays (inc. times thrown passing)	68	51	--No. and Yards Interception Returns	1-5	0-0
--Average gain per offensive play	5.5	5.8	PENALTIES Number and Yards	2-10	6-94
NET YARDS RUSHING	111	184	FUMBLES Number and Lost	0-0	0-0
--Total Rushing Plays	37	27	TOUCHDOWNS	4	2
--Average gain per rushing play	3.0	6.8	--Rushing	2	1
--Tackles for a loss-number and yards	4-14	2-2	--Passing	2	1
NET YARDS PASSING	263	110	EXTRA POINTS Made-Attempts	3-4	2-2
--Times thrown - yards lost attempting to pass	1-5	2-8	--Kicking Made-Attempts	3-4	2-2
--Gross yards passing	268	118	--Rushing Made-Attempts	0-0	0-0
PASS ATTEMPTS-COMPLETIONS-HAD INTERCEPTED	30-18-0	22-14-1	FIELD GOALS Made-Attempts	2-2	0-0
--Avg gain per pass play (inc.# thrown passing)	8.5	4.6	RED ZONE EFFICIENCY	3-4-75%	2-3-67%
KICKOFFS Number-In End Zone-Touchbacks	6-6-6	3-3-3	GOAL TO GO EFFICIENCY	2-3-67%	2-2-100%
			SAFETIES	0	0
			FINAL SCORE	33	14
			TIME OF POSSESSION	33:26	26:34



***UPDATED
PLAYER
BIOGRAPHIES***

QUARTERBACKS



KYLE ALLEN

Ht: 6-3 Wt: 210 Exp: R
Houston Aqd: FA '18
Career GP/GS: (2/1) [0/0]



TAYLOR HEINICKE

Ht: 6-1 Wt: 210 Exp: 3
Old Dominion Aqd: WV '18 (How)
Career GP/GS: (7/1) [0/0]

ALLEN CAREER STATISTICS

YR	Team	GP/GS	ATT	CMP	PCT	YDS	TD	INT	LNG	RSH	YDS	TD	RTG	SK/YDS
2018	Carolina	2/1	31	20	266	64.5	2	0	53	5	19	1	113.1	0/0
Total		2/1	31	20	266	64.5	2	0	53	5	19	1	113.1	0/0

HEINICKE CAREER STATISTICS

YR	Team	GP/GS	ATT	CMP	PCT	YDS	TD	INT	LNG	RSH	YDS	TD	RTG	SK/YDS
2017	Houston	1/0	1	1	100.0	10	0	0	10	1	2	0	108.3	1/16
2018	Carolina	6/1	57	35	61.4	320	1	3	33	5	31	0	60.6	2/17
Total		7/1	58	36	61.4	330	1	3	33	6	33	0	61.7	3/33

2018 GAME-BY-GAME

	P/S	ATT	COMP	YDS	PCT	TD	INT	LG	SACK (YDS)	RATING	RUSH	YDS	TD
12-23 ATLANTA	1/0	4	4	38	100.0	0	0	24	0 (0)	106.2	0	0	0
12-30 at New Orleans	1/0	27	16	228	59.3	2	0	53	0 (0)	111.3	5	19	1
TOTALS	2/1	31	20	266	64.5	2	0	53	0 (0)	113.1	5	19	1

2018 GAME-BY-GAME

	P/S	ATT	COMP	YDS	PCT	TD	INT	LG	SACK (YDS)	RATING	RUSH	YDS	TD
09-09 DALLAS													
09-16 at Atlanta													
09-23 CINCINNATI													
10-07 NEW YORK GIANTS													
10-14 at Washington													
10-21 at Philadelphia													
10-28 BALTIMORE	P	1	1	13	100.0	0	0	13	0 (0)	118.8	0	0	0
11-04 TAMPA BAY													
11-08 at Pittsburgh	P	0	0	0	-	0	0	0	0 (0)	-	0	0	0
11-18 at Detroit	P	1	0	0	0.0	0	0	0	0 (0)	39.6	0	0	0
11-25 SEATTLE													
12-2 at Tampa Bay	P	1	0	0	0.0	0	0	0	0 (0)	39.6	0	0	0
12-9 at Cleveland	P	1	1	33	100.0	0	0	33	0 (0)	118.8	0	0	0
12-17 NEW ORLEANS													
12-23 ATLANTA	S	53	33	274	62.3	1	3	27	2 (17)	58.2	3	33	0
12-30 at New Orleans													
TOTALS	6/1	57	35	320	61.4	1	3	33	2 (17)	60.6	3	33	0

2018 NOTES

vs ATLANTA (12/23): Played in first career game...Stepped in briefly for an injured Taylor Heinicke and completed all four pass attempts for 38 yards.

at NEW ORLEANS (12/30): Notched first career start...Became the seventh rookie quarterback with a start in Panthers history and the sixth rookie quarterback to start in the NFL this season...Joined Matt Moore and Chris Weinke as the only Panthers rookie quarterbacks to win their first career start.

2018 NOTES

vs ATLANTA (12/23): Notched first career start...Completed 33-of-53 attempts for 274 yards and one touchdown...Marked third-most completions and pass attempts in single game in franchise history.



GARRETT GILBERT

Ht: 6-4 Wt: 230 Exp: 2
SMU Aqd: FA '18
Career GP/GS: (1/0) [0/0]

GILBERT CAREER STATISTICS

YR	Team	GP/GS	ATT	CMP	PCT	YDS	TD	INT	LNG	RSH	YDS	TD	RTG	SK/YDS
2018	Carolina	1/0	3	2	40	66.7	0	0	31	0	0	0	109.7	1/5
Total		1/0	3	2	40	66.7	0	0	31	0	0	0	109.7	1/5

2018 GAME-BY-GAME

	P/S	ATT	COMP	YDS	PCT	TD	INT	LG	SACK (YDS)	RATING	RUSH	YDS	TD
12-30 at New Orleans	1/0	3	2	40	66.7	0	0	31	1 (5)	109.7	0	0	0
TOTALS	1/0	3	2	40	66.7	0	0	31	1 (5)	109.7	0	0	0



CAM NEWTON

Ht: 6-5 Wt: 245 Exp: 8
Auburn Aqd: D1 '11
Career GP/GS: (123/122) [7/7]

NEWTON CAREER STATISTICS

YR	Team	GP/GS	ATT	CMP	PCT	YDS	TD	INT	LNG	RSH	YDS	TD	RTG	SK/YDS
2011	Carolina	16/16	517	310	60.0	4051	21	17	91	126	706	14	84.5	35/260
2012	Carolina	16/16	485	280	57.7	3869	19	12	82	127	741	8	86.2	36/244
2013	Carolina	16/16	473	292	61.7	3379	24	13	79	111	585	6	88.8	43/336
2014	Carolina	14/14	448	262	58.5	3127	18	12	51	103	539	5	82.1	38/300
2015	Carolina	16/16	495	296	59.8	3837	35	10	74	132	636	10	99.4	33/284
2016	Carolina	15/14	510	270	52.9	3509	19	14	88	90	359	5	75.8	36/277
2017	Carolina	16/16	492	291	59.1	3302	22	16	64	139	754	6	80.7	35/242
2018	Carolina	14/14	471	320	67.9	3395	24	13	82	101	488	4	94.2	29/213
Total		123/122	3891	2321	59.7	28469	182	107	91	929	4808	58	86.4	285/2156

ADDITIONAL STATISTICS

RECEIVING: 2011 (1 rec-27 yds); 2012 (0 rec-6 yds).

SINGLE-GAME CAREER HIGHS

PASS ATTEMPTS	52	vs. Philadelphia (10/12/17)
PASS COMPLETIONS	32	at Atlanta (9/16/18)
COMPLETION PCT (min 20)	84.0	at Tennessee (11/15/15)
PASSING YARDS	432	vs. Green Bay (9/18/11)
PASSING TDS	5	3x, last at New York Giants (12/20/15)
INTERCEPTIONS	4	2x, last at Tampa Bay (12/2/18)
LONG PASS	91t	vs. Tampa Bay (12/24/11)
RUSH ATTEMPTS	17	at Cincinnati (10/12/14)
RUSHING YARDS	116	vs. Atlanta (12/9/12)
RUSHING TDS	3	at Tampa Bay (12/4/11)
LONG RUSH	72t	vs. Atlanta (12/19/12)
TOTAL RUSH/PASS YARDS	440	2x, last at New York Giants (12/20/15)
TOTAL RUSH/PASS TDS	5	3x, last at New York Giants (12/20/15)

2018 GAME-BY-GAME

	P/S	ATT	COMP	YDS	PCT	TD	INT	LG	SACK (YDS)	RATING	ATT	YDS	TD
09-09 DALLAS	1/1	26	17	161	65.4	0	0	19	3 (15)	82.4	13	58	1
09-16 at Atlanta	1/1	45	32	335	71.1	3	1	51	2 (17)	105.3	5	42	0
09-23 CINCINNATI	1/1	24	15	150	62.5	2	0	27	1 (3)	108.0	10	36	2
10-07 NEW YORK GIANTS	1/1	35	21	237	60.0	2	2	27	1 (5)	75.5	8	29	0
10-14 at Washington	1/1	40	27	275	67.5	2	1	23	1 (6)	93.2	9	43	0
10-21 at Philadelphia	1/1	39	25	269	64.1	2	0	35	2 (19)	101.3	7	49	0
10-28 BALTIMORE	1/1	29	21	219	72.4	2	0	33	0 (0)	116.9	10	52	1
11-04 TAMPA BAY	1/1	25	19	247	76.0	2	0	32	2 (19)	133.3	11	33	0
11-08 at Pittsburgh	1/1	29	23	193	79.3	2	1	25	5 (46)	103.0	2	10	0
11-18 at Detroit	1/1	37	25	357	67.6	3	1	82	3 (26)	114.4	2	2	0
11-25 SEATTLE	1/1	30	25	256	83.3	2	1	38	0 (0)	110.6	8	63	0
12-2 at Tampa Bay	1/1	41	28	300	68.3	2	4	33	4 (24)	66.2	6	33	0
12-9 at Cleveland	1/1	42	26	265	61.9	0	1	40	1 (1)	70.0	5	23	0
12-17 NEW ORLEANS	1/1	29	16	131	55.2	0	1	22	4 (32)	52.5	5	15	0
12-23 ATLANTA					INACTIVE								
12-30 at New Orleans					INACTIVE								
TOTALS	14/14	471	320	3395	67.9	24	13	82	29 (213)	94.2	101	488	4

2018 NOTES

at ATLANTA (9/16): Completed a career-high 32 passes on 45 attempts, tallying 335 passing yards, three touchdowns and one interception.

vs CINCINNATI (9/23): Recorded four total touchdowns, two passing and two rushing, marking his 16th career four-touchdown game and sixth career game with two rushing touchdowns...Third career regular season game with two rushing/two passing TDs, ranking second in NFL history.

vs NEW YORK GIANTS (10/7): Rushed for 29 yards, bringing career total to 4,485 career rushing yards, the most ever by a quarterback with a single franchise.

at PHILADELPHIA (10/21): Led 17th career game-winning drive to cap 21-point fourth quarter comeback.

vs BALTIMORE (10/28): Rushed for a team-high 52 yards and one touchdown, tying Jonathan Stewart (58) for second in franchise history in total touchdowns scored (rushing, receiving, returns).

at PITTSBURGH (11/8): Marked eighth consecutive game with at least two passing touchdowns, breaking the franchise record of seven games set by Steve Beuerlein in 1999.

(NEWTON CONTINUED)

at DETROIT (11/18): Fifth-straight game with a passer rating of 100 or better, setting a new franchise record.

vs SEATTLE (11/25): Went 14-14 in passing in the first half, marking the most completions without an incomplection in a first half in franchise history...Set franchise record with 16 straight completions dating back to Detroit game...Marked sixth-straight game with a passer rating of 100 or better, extending his franchise record.

NFL RANKINGS

- 58 rushing touchdowns are the most by a quarterback since the 1970 NFL-AFL merger.
- Only active player to lead an NFL franchise in both career touchdown passes (182) and rushing touchdowns (58).
- Ranks third all-time in rushing yards by a quarterback in NFL history with 4,808 yards, trailing only Michael Vick (6,109) and Randall Cunningham (4,928).
- His 4,808 rushing yards are the most by a quarterback with a single franchise all-time.
- 58 rushing touchdowns are the second-most by any player in the NFL since entering the league in 2011.
- Holds NFL record for rushing first downs by a quarterback (359), previously held by Michael Vick (343).
- First player in NFL history to have at least 25,000 passing yards and 4,000 rushing yards in first seven seasons.
- Only player in NFL history to have at least six seasons with 3,000 or more passing yards and 500 or more rushing yards at any point in a career.
- Second player in NFL history, along with Peyton Manning (Indianapolis Colts, 1998-2004), to have at least 3,000 passing yards in each of the first eight seasons.
- In 2015, became the first player in NFL history with at least 30 passing touchdowns (35) and 10 rushing touchdowns (10) in a single season.
- Became the first player in NFL history with 300 or more passing yards, five or more passing touchdowns and 100 or more rushing yards in a single game at New York Giants (12/20/15).
- One of two quarterbacks (Michael Vick) in NFL history with three 700-yard rushing seasons in a career.
- Established a single-season NFL record for rushing touchdowns by a quarterback with 14 in 2011.
- Holds NFL record for most career games with at least one passing touchdown and one rushing touchdown with 39 games.
- Has recorded six games with at least three passing touchdowns and one rushing touchdown, tied for most in NFL history.
- Has recorded three regular season games and one playoff game with at least two passing touchdowns and two rushing touchdowns, ranking second in NFL history behind Steve Young's four games.
- Holds NFL record with four career games with at least 200 passing yards, multiple touchdown passes, 80 rushing yards and a touchdown run.
- 35 combined touchdowns (21 passing, 14 rushing) in 2011 were the most by a rookie quarterback in NFL history.
- In 2011, became the first player in NFL history to pass for 4,000 yards and rush for at least 500 yards in a single season.

(NEWTON CONTINUED)

FRANCHISE RANKINGS

- Panthers' all-time leader in passing yards (28,469), passing touchdowns (182), pass attempts (3,891), pass completions (2,321), 300-yard passing games (19) and wins by a quarterback (68).
- 58 rushing touchdowns are the most in franchise history.
- Became first player in Panthers history to be selected as AP NFL Most Valuable Player in 2015.
- Holds franchise single-game records for passing yards with 432 (vs. Green Bay 9/18/11)...Passer rating with 153.3 (vs. Atlanta 12/13/15)...Longest completion with a 91-yard touchdown to wide receiver Brandon LaFell (vs. Tampa Bay 12/24/11).
- 181 consecutive passes without an interception are the most in team history, breaking the previous record of 176 attempts, also set by Newton...Streak began in first quarter at New Orleans (12/6/15) and ended in the fourth quarter at Denver (9/8/16).
- Set a team record with a 7.98-yard average passing gain in 2012, surpassing the previous mark of 7.94 yards by Jake Delhomme in 2008.
- Set the team record for the lowest interception percentage of 2.02 percent in 2015.
- Holds every franchise single-game, season and career rushing record for a quarterback, including yards, rushing average, touchdowns and longest rush.
- His 67.9 completion percentage in 2018 set a single season franchise record.
- Ranks third in franchise history with 4,808 rushing yards.

POSTSEASON FRANCHISE RANKINGS

- Set the franchise postseason record for most passing yards in a single-game with 349 yards at New Orleans (1/7/18)...Completed 24 passes in that same game, tying Jake Delhomme (at Chicago, 1/15/06) for the most completions in a single game.
- Holds Panthers' record for most completions in postseason history with 134.

HONORS

- AP NFL MVP (2015)
- AP Offensive Player of the Year (2015)
- AP First-Team All-Pro (2015)
- 3x Pro Bowl (2015, 2013, 2011)
- 8x NFC Offensive Player of the Week (2018: 7; 2017: 10; 2015: 9, 11, 13, 15, 17; 2011: 13)
- PFWA MVP (2015)
- PFWA Offensive Player of the Year (2015)
- PFWA All-NFL (2015)
- PFWA All-NFC (2015)
- Sporting News Offensive Player of the Year (2015)
- Sporting News All-Pro (2015)
- Sports Illustrated MVP (2015)
- Maxwell Club — Player of the Year (2015)
- AP Offensive Rookie of the Year (2011)
- Pepsi NFL Rookie of the Year (2011)
- NFL 101 NFC Offensive Player of the Year (2011)
- Pro Football Weekly/PFWA All-Rookie (2011)
- Pro Football Weekly/PFWA Rookie of the Year (2011)
- Sporting News Rookie of the Year (2011)
- Sports Illustrated Offensive Rookie of the Year (2011)
- NFC Offensive Rookie of the Month (2011 September)

RUNNING BACKS



ALEX ARMAH

Ht: 6-2 Wt: 255 Exp: 2
West Georgia Aqd: D6 '17
Career GP/GS: (25/2) [1/0]

ARMAH CAREER STATISTICS

YR	Team	G/GS	RSH	YDS	AVG	LNG	TD	REC	YDS	AVG	LNG	TD
2017	Carolina	9/0	0	0	-	-	0	0	0	-	-	0
2018	Carolina	16/2	9	15	1.7	4	2	0	0	-	-	0
Total		25/2	9	15	1.7	4	2	0	0	-	-	0

SINGLE-GAME CAREER HIGHS

RUSH ATTEMPTS	2	at Pittsburgh (11/8/18)
RUSHING YARDS	4	2x, last vs. New York Giants (10/7/18)
LONG RUSH	4	2x, last vs. New York Giants (10/7/18)
RUSHING TDS	1	2x, last vs. Tampa Bay (11/4/18)

2018 GAME-BY-GAME

	P/S	RUSHING					RECEIVING				
		NO	YDS	AVG	LG	TD	NO	YDS	AVG	LG	TD
09-09 DALLAS	P	1	1	1.0	1	1	0	0	-	-	0
09-16 at Atlanta	P	1	4	4.0	4	0	0	0	-	-	0
09-23 CINCINNATI	P	1	1	1.0	1	0	0	0	-	-	0
10-07 NEW YORK GIANTS	S	1	4	4.0	4	0	0	0	-	-	0
10-14 at Washington	P	0	0	-	-	0	0	0	-	-	0
10-21 at Philadelphia	P	0	0	-	-	0	0	0	-	-	0
10-28 BALTIMORE	P	0	0	-	-	0	0	0	-	-	0
11-04 TAMPA BAY	P	1	1	1.0	1	1	0	0	-	-	0
11-08 at Pittsburgh	P	2	3	1.5	3	0	0	0	-	-	0
11-18 at Detroit	P	0	0	-	-	0	0	0	-	-	0
11-25 SEATTLE	P	0	0	-	-	0	0	0	-	-	0
12-2 at Tampa Bay	P	0	0	-	-	0	0	0	-	-	0
12-9 at Cleveland	P	1	0	0.0	0	0	0	0	-	-	0
12-17 NEW ORLEANS	P	0	0	-	-	0	0	0	-	-	0
12-23 ATLANTA	S	0	0	-	-	0	0	0	-	-	0
12-30 AT New Orleans	P	1	1	1.0	1	0	0	0	-	-	0
TOTALS		16/2	9	15	1.7	4	2	0	0	0	0

2018 NOTES

vs DALLAS (9/9): Recorded first career rushing attempt in the fourth quarter and scored on a one-yard run, becoming just second Panther in franchise history to score TD on first career rush (Richie Brockel, 2011).



CAMERON ARTIS-PAYNE

Ht: 5-10 Wt: 215 Exp: 4
Auburn Aqd: Db5 '15
Career GP/GS: (32/3) [2/0]

ARTIS-PAYNE CAREER STATISTICS

YR	Team	GP/GS	RSH	YDS	AVG	LNG	TD	REC	YDS	AVG	LNG	TD
2015	Carolina	7/0	45	183	4.1	31	1	5	58	11.6	20	0
2016	Carolina	3/3	36	144	4.0	14	2	1	11	11.0	11	0
2017	Carolina	13/0	18	95	5.3	43	1	1	2	2.0	2	0
2018	Carolina	9/0	19	69	3.6	15	1	3	15	5.0	13	0
Total		32/3	118	491	4.2	43	5	10	86	8.6	20	0

SINGLE-GAME CAREER HIGHS

RUSH ATTEMPTS	18	vs. Tampa Bay (10/10/16)
RUSHING YARDS	85	vs. Tampa Bay (10/10/16)
LONG RUSH	43	vs. Miami (11/13/17)
RUSHING TDS	2	vs. Tampa Bay (10/10/16)
RECEPTIONS	2	2x, last at New Orleans 12/30/18
RECEIVING YARDS	34	at New York Giants (12/20/15)

2018 GAME-BY-GAME

	P/S	RUSHING					RECEIVING				
		NO	YDS	AVG	LG	TD	NO	YDS	AVG	LG	TD
09-09 DALLAS											
09-16 at Atlanta	P	0	0	-	-	0	0	0	-	-	0
09-23 CINCINNATI	P	0	0	-	-	0	0	0	-	-	0
10-07 NEW YORK GIANTS											
10-14 at Washington											
10-21 at Philadelphia											
10-28 BALTIMORE											
11-04 TAMPA BAY											
11-08 at Pittsburgh											
11-18 at Detroit	P	1	1	1.0	1	0	0	0	-	-	0
11-25 SEATTLE	P	0	0	-	-	0	0	0	-	-	0
12-2 at Tampa Bay	P	0	0	-	-	0	0	0	-	-	0
12-9 at Cleveland	P	1	5	5.0	5	0	0	0	-	-	0
12-17 NEW ORLEANS	P	0	0	-	-	0	0	0	-	-	0
12-23 ATLANTA	P	1	7	7.0	7	0	1	13	13.0	13	0
12-30 at New Orleans	P	16	56	3.5	15	1	2	2	1.0	3	0
TOTALS		9/0	19	69	3.6	15	3	15	5.0	13	0



KENJON BARNER

Ht: 5-9 Wt: 195 Exp: 5
Oregon Aqd: WV '18 (NE)
Career GP/GS: (53/1) [4/0]

BARNER CAREER STATISTICS

YR	Team	GP/GS	RSH	YDS	AVG	LNG	TD	REC	YDS	AVG	LNG	TD
2013	Carolina	8/0	6	7	1.2	2	0	2	7	3.5	5	0
2015	Philadelphia	10/0	28	124	4.4	19	0	9	22	2.4	12	0
2016	Philadelphia	13/0	27	129	4.8	19	2	5	42	8.4	15	0
2017	Philadelphia	13/1	16	57	3.6	18	1	5	56	11.2	22	0
2018	New England	5/0	19	71	3.7	11	0	0	0	-	-	0
2018	Carolina	4/0	0	0	-	-	0	1	3	3.0	3	0
Totals		53/1	96	388	4.0	19	3	22	130	5.9	22	0

SINGLE-GAME CAREER HIGHS

RUSHING YARDS	42	2x, last vs. Pittsburgh (9/25/16)
RUSHING TDS	1	2x, last at New York Giants (11/6/16)
LONG RUSH	19	2x, last vs. Cleveland (9/11/16)
RECEPTIONS	5	at New York Giants (1/3/16)
RECEIVING YARDS	25	at Baltimore (12/18/16)
LONG RECEPTION	22	at Dallas (11/19/17)

2018 GAME-BY-GAME

	P/S	RUSHING					RECEIVING				
		NO	YDS	AVG	LG	TD	NO	YDS	AVG	LG	TD
11-18 at Detroit											
11-25 SEATTLE											
12-2 at Tampa Bay	P	0	0	-	-	0	0	0	-	-	0
12-9 at Cleveland	P	0	0	-	-	0	0	0	-	-	0
12-17 NEW ORLEANS	P	0	0	-	-	0	0	0	-	-	0
12-23 ATLANTA	P	0	0	-	-	0	1	3	3.0	3	0
12-30 at New Orleans											
TOTALS	4/0	0	0	0	0	0	1	3	3.0	3	0



TRAVARIS CADET

Ht: 6-1 Wt: 210 Exp: 7
Appalachian State Aqd: FA '18
Career GP/GS: (73/3) [0/0]

CADET CAREER STATISTICS

YR	Team	GP/GS	RSH	YDS	AVG	LNG	TD	REC	YDS	AVG	LNG	TD
2012	New Orleans	13/0	1	5	5.0	5	0	5	44	8.8	17	0
2013	New Orleans	13/0	0	0	-	-	0	2	5	2.5	3	1
2014	New Orleans	15/1	10	32	3.2	8	0	38	296	7.8	31	1
2015	San Francisco	4/0	7	16	2.3	4	0	7	66	9.4	16	0
2015	New England	1/0	0	0	-	-	0	1	2	2.0	2	0
2015	New Orleans	2/1	4	12	3.0	6	0	9	146	16.2	44	1
2016	New Orleans	15/1	4	19	4.8	16	0	40	281	7.0	25	4
2017	Buffalo	6/0	22	93	4.2	12	0	13	93	7.2	16	0
2017	New York Jets	3/0	1	3	3.0	3	0	3	26	8.7	13	0
2018	Carolina	1/0	11	17	1.6	5	0	1	5	5.0	5	0
		73/3	60	197	3.3	16	0	119	964	8.1	44	7

SINGLE-GAME CAREER HIGHS

RUSHING YARDS	28	vs. Kansas City (11/26/17)
LONG RUSH	16	vs. Arizona (12/18/16)
RECEPTIONS	6	5x, last vs. Los Angeles Chargers (11/19/17)
RECEIVING YARDS	77	vs. Atlanta (1/3/16)

2018 GAME-BY-GAME

	P/S	RUSHING					RECEIVING				
		NO	YDS	AVG	LG	TD	NO	YDS	AVG	LG	TD
11-18 at Detroit											
11-25 SEATTLE											
12-2 at Tampa Bay											
12-9 at Cleveland											
12-17 NEW ORLEANS											
12-23 ATLANTA											
12-30 at New Orleans	P	11	17	1.5	5	0	1	5	5.0	5	0
2018 TOTALS	1/0	11	17	1.5	5	0	1	5	5.0	5	0



CHRISTIAN McCaffrey

Ht: 5-11 Wt: 205 Exp: 2
Stanford Aqd: D1 '17
Career GP/GS: (32/26) [1/1]

McCAFFREY CAREER STATISTICS

YR	Team	G/GS	RSH	YDS	AVG	LNG	TD	REC	YDS	AVG	LNG	TD
2017	Carolina	16/10	117	435	3.7	40	2	80	651	8.1	37	5
2018	Carolina	16/16	219	1098	5.0	59	7	107	867	8.1	38	6
Total		32/26	336	1533	4.6	59	9	187	1518	8.1	37	11

Punt Return Stats

YR	Team	No.	Yds.	Avg.	FC	Long	TD
2017	Carolina	22	162	7.4	9	25	0
2018	Carolina	0	0	-	-	-	0
Total		22	162	7.4	9	25	0

ADDITIONAL STATISTICS

PASSING: 2018 (1 att - 1 cmp - 50 yds - 1 TD).

SINGLE-GAME CAREER HIGHS

TOTAL SCRIMMAGE YARDS	237	vs. Seattle (11/25/18)
RUSH ATTEMPTS	28	vs. Cincinnati (9/23/18)
RUSHING YARDS	184	vs. Cincinnati (9/23/18)
LONG RUSH	59	vs. Seattle (11/25/18)
RUSHING TDS	2	2x, last at Cleveland (12/9/18)
RECEPTIONS	14	at Atlanta (9/16/18)
RECEIVING YARDS	112	vs. Seattle (11/25/18)
LONG RECEPTION	38	vs. Seattle (11/25/18)
RECEIVING TDS	2	at Pittsburgh (11/8/18)
PUNT RETURN LONG	25	vs. Philadelphia (10/12/17)
KICKOFF RETURN LONG	21	at New England (10/1/17)

HONORS

- AP All-Pro Second Team (2018)

2018 GAME-BY-GAME

	P/S	RUSHING					RECEIVING					
		NO	YDS	AVG	LG	TD	NO	YDS	AVG	LG	TD	
09-09 DALLAS	S	10	50	5.0	15	0	6	45	7.5	14	0	
09-16 at Atlanta	S	8	37	4.6	11	0	14	102	7.3	28	0	
09-23 CINCINNATI	S	28	184	6.6	45	0	2	10	5.0	11	0	
10-07 NEW YORK GIANTS	S	17	58	3.4	14	0	5	35	7.0	18	1	
10-14 at Washington	S	8	20	2.5	9	0	7	46	6.6	15	0	
10-21 at Philadelphia	S	7	29	4.1	15	0	6	51	8.5	22	0	
10-28 BALTIMORE	S	14	45	3.2	12	1	4	11	2.8	8	1	
11-04 TAMPA BAY	S	17	79	4.6	35	2	5	78	15.6	23	0	
11-08 at Pittsburgh	S	14	77	5.5	21	1	5	61	12.2	25	2	
11-18 at Detroit	S	13	53	4.1	10	0	6	57	9.5	34	0	
11-25 SEATTLE	S	17	125	7.4	59	1	11	112	10.2	38	1	
12-2 at Tampa Bay	S	10	106	10.6	53	0	9	55	6.1	15	1	
12-9 at Cleveland	S	16	63	3.9	25	2	6	38	6.3	20	0	
12-17 NEW ORLEANS	S	15	53	3.5	9	0	8	67	8.4	22	0	
12-23 ATLANTA	S	21	101	4.8	13	0	12	77	6.4	14	0	
12-30 at New Orleans	S	4	18	4.5	7	0	1	22	22.0	22	0	
TOTALS		16/16	219	1098	5.0	59	7	107	867	8.1	38	6

2018 NOTES

at ATLANTA (9/16): Recorded 14 receptions for 102 yards, tying Steve Smith for the most receptions in a single game in franchise history, and setting the record for most receiving yards in a game by running back in Panthers history.

vs CINCINNATI (9/23): Rushed for 184 yards on 28 attempts, both career highs...His 184 rushing yards rank fourth all-time in franchise history for a single game...After 104 receiving yards in the previous week, he became the first player in Panthers history with 100 yards receiving and 100 yards rushing in consecutive weeks.

(2018 NOTES CONTINUED)

vs BALTIMORE (10/28): Tallied four receptions for 11 yards and one touchdown, tying Jonathan Stewart and DeAngelo Williams for the most receiving touchdowns by a running back in franchise history.

at PITTSBURGH (11/8): Eclipsed 1,000 career rushing yards after rushing 14 times for 77 yards (5.5 avg) and one touchdown...Added five receptions for 61 yards and two touchdowns...Became one of seven players in NFL history with over 1,000 yards rushing and 1,000 yards receiving in his first 25 career games...Scored seven touchdowns in the previous three games, tying for the most in a three-game stretch since DeAngelo Williams scored seven in Weeks 10-12 of 2008.

vs SEATTLE (11/25): Finished with 237 scrimmage yards (125 rush, 112 receiving), besting the previous franchise record for scrimmage yards held by Jonathan Stewart (222)...Became the first Panthers player to ever tally over 100 yards rushing and 100 yards receiving in a game. It marked his third career 100-yard receiving game, the most ever by a Panthers running back.

at TAMPA BAY (12/4): Surpassed his own franchise record for receiving yards by a running back in a single season (651), set in 2017...Finished with 161 scrimmage yards, his fifth-straight game with at least 100 scrimmage yards...Became the first player in NFL history to record 50+ rushing yards and 50+ receiving yards in five consecutive games.

vs NEW ORLEANS (12/17): Broke the franchise record for most scrimmage yards in a single season, previously held by DeAngelo Williams (1,636, 2008)...Became the first player with 50 yards rushing, receiving and passing in a game since Walter Payton (12/22/85)...Became the first non-QB to throw a touchdown pass in franchise history.

vs ATLANTA (12/23): Brought season total to 106 receptions, breaking the NFL record for receptions by a running back in a single season, previously held by Matt Forte (102 - 2014)...Also broke Steve Smith's single-season franchise record (103 - 2005) for most receptions by a Panthers player.

NFL RANKINGS

- Owns single-season league record for receptions by a running back with 107 catches.
- First player in NFL history to record 50+ rushing yards and 50+ receiving yards in five consecutive games (2018, Weeks 9-13).
- Became the third player in league history (LaDainian Tomlinson, Matt Forte) to record at least 100 receptions and 1,000 rushing yards in a single season.
- His 14 receptions at Atlanta (9/16/18) tied for the fourth-most by a running back in NFL history.
- Became first rookie running back in NFL history with at least 70 receptions and five receiving touchdowns.
- His 80 receptions in 2017 ranked fourth in NFL history among rookie running backs.
- Finished second in NFL in 2017 for receptions (80) and receiving yards (651) by a rookie running back, earning a nod as a finalist for the NFL Rookie of the Year award.
- One of seven players in NFL history with over 1,000 yards rushing and 1,000 yards receiving in his first 25 career games.
- In Week 15 of 2018, became the first player with 50 yards rushing, receiving and passing in a single game since Walter Payton (12/22/85).

FRANCHISE RANKINGS

- Owns franchise record for most receptions in a single season with 107 catches.
- Owns franchise record for most scrimmage yards in a single season with 1,965 yards.
- Tied franchise record with 14 receptions at Atlanta (9/16/18) to tie Steve Smith's previous record for catches in a game.
- His 112-yard receiving game vs Seattle (11/25/18) set the single-game franchise record for most receiving yards by a running back.
- As a rookie, set Panthers single-season records for most receptions (80), receiving yards (663) and receiving touchdowns (6) by a running back in a single season.
- Set Panthers rookie single-season records for most receptions (80), scrimmage yards (1,086), yards after catch (593) and first downs (57).
- Finished third in franchise history for all-purpose yards (1,306) in a rookie season and third in receiving yards (651) in a rookie season.
- Set franchise records for most scrimmage yards (117), receiving yards (101) and longest reception (56) by a rookie in a playoff game (at New Orleans 1/7/18), while receiving yards and TD reception were most by any franchise running back in a playoff game.
- His 184-yard rushing game vs. Cincinnati (9/23/18) ranked fourth all-time in team history for a single game.
- First player in franchise history to record 100 rushing yards and 100 receiving yards in a single game (vs Seattle, 11/25/18)...His 237 total scrimmage yards in the game are also a single-game franchise record.
- The only non-QB to throw a touchdown pass in franchise history after completing one pass for a touchdown vs. New Orleans (12/17/18).

WIDE RECEIVERS



DAMIERE BYRD

Ht: 5-9 Wt: 180 Exp: 3
South Carolina Aqd: FA '15
Career GP/GS: (17/3) [0/0]

BYRD CAREER STATISTICS

YR	Team	G/GS	REC	YDS	AVG	LNG	TD	RSH	YDS	AVG	LNG	TD
2016	Carolina	1/0	1	16	16.0	16	0	0	0	-	-	0
2017	Carolina	8/3	10	105	10.5	31	2	1	12	12.0	12	0
2018	Carolina	8/0	1	8	8.0	8	0	0	0	-	-	0
Totals		17/3	12	129	10.8	31	2	1	12	12.0	12	0

Kickoff Return Stats

YR	Team	No.	Yds.	Avg.	Long	TD
2016	Carolina	1	31	31.0	31	0
2017	Carolina	7	229	32.7	103t	1
2018	Carolina	2	34	17.0	22	0
Totals		10	294	29.4	103t	1

Punt Return Stats

YR	Team	No.	Yds.	Avg.	FC	Long	TD
2017	Carolina	1	9	9.0	0	9	0
2018	Carolina	11	104	9.5	5	30	0
Totals		12	113	9.4	5	30	0

SINGLE-GAME CAREER HIGHS

RECEPTIONS	4	at Tampa Bay (10/4/15)
RECEIVING YARDS	54	at Tampa Bay (10/4/15)
RECEIVING TDS	1	at Green Bay (10/19/14)
LONG RECEPTION	30	at Tampa Bay (10/4/15)
KICKOFF RETURNS	3	vs. New Orleans (10/30/14)
KICKOFF RETURN YARDS	72	vs. Seattle (10/26/14)
LONG KICKOFF RETURN	49	vs. Seattle (10/26/14)
PUNT RETURNS	3	2x, last vs. Dallas (9/9/18)
PUNT RETURN YARDS	47	vs. Dallas (9/9/18)
LONG PUNT RETURN	30	vs. Dallas (9/9/18)

FRANCHISE RANKINGS

- Recorded a 103-yard kickoff return for a touchdown against Tampa Bay (12/24/17), setting a new franchise record for longest kickoff return, besting Kealoha Pilares' 101-yard return against Detroit (11/20/11).

2018 GAME-BY-GAME

	P/S	NO	YDS	AVG	LG	TD
09-09 DALLAS	P	0	0	-	-	0
09-16 at Atlanta			INACTIVE			
09-23 CINCINNATI			INACTIVE			
10-07 NEW YORK GIANTS	P	0	0	-	-	0
10-14 at Washington			INACTIVE			
10-21 at Philadelphia	P	1	8	8.0	8	0
10-28 BALTIMORE	P	0	0	-	-	0
11-04 TAMPA BAY	P	0	0	-	-	0
11-08 at Pittsburgh	P	0	0	-	-	0
11-18 at Detroit	P	0	0	-	-	0
11-25 SEATTLE	P	0	0	-	-	0
TOTALS	8/0	1	8	8.0	8	0



MOSE FRAZIER

Ht: 5-11 Wt: 190 Exp: 1
Memphis Aqd: FA '17
Career GP/GS: (1/0) [1/0]

FRAZIER CAREER STATISTICS

YR	Team	G/GS	REC	YDS	AVG	LNG	TD
2018	Carolina	1/0	0	0	-	-	0
Totals		1/0	0	0	-	-	0

2018 GAME-BY-GAME

	P/S	NO	YDS	AVG	LG	TD
12-9 at Cleveland			INACTIVE			
12-17 NEW ORLEANS			INACTIVE			
12-23 ATLANTA			INACTIVE			
12-30 at New Orleans	P	0	0	-	-	0
2018 TOTALS	1/0	0	0	-	-	0



DEVIN FUNCNESS

Ht: 6-4 Wt: 225 Exp: 4
Michigan Aqd: D2 '15
Career GP/GS: (61/40) [4/4]

FUNCNESS CAREER STATISTICS

YR	Team	G/GS	REC	YDS	AVG	LNG	TD
2015	Carolina	16/5	31	473	15.3	52	5
2016	Carolina	15/7	23	371	16.1	48	4
2017	Carolina	16/16	63	840	24.0	44	8
2018	Carolina	14/12	45	549	12.5	27	4
Totals		61/40	162	2233	13.8	52	21

SINGLE-GAME CAREER HIGHS

RECEPTIONS	7	5x, last at Atlanta (9/16/18)
RECEIVING YARDS	120	vs. Tampa Bay (1/3/16)
LONG RECEPTION	52	vs. Green Bay (11/8/15)
RECEIVING TDS	2	2x, last vs. Miami (11/13/17)
LONG TD RECEPTION	38	vs. Kansas City (11/13/16)

2018 GAME-BY-GAME

	P/S	NO	YDS	AVG	LG	TD
09-09 DALLAS	S	3	41	13.7	15	0
09-16 at Atlanta	S	7	77	11.0	27	0
09-23 CINCINNATI	S	4	67	16.8	27	1
10-07 NEW YORK GIANTS	S	4	53	13.3	21	0
10-14 at Washington	S	5	74	14.8	23	1
10-21 at Philadelphia	S	6	62	10.3	18	1
10-28 BALTIMORE	S	3	27	9.0	18	0
11-04 TAMPA BAY	S	4	44	11.0	23	0
11-08 at Pittsburgh	S	3	32	10.7	15	0
11-18 at Detroit	S	2	39	19.5	23	0
11-25 SEATTLE	INACTIVE - BACK					
12-2 at Tampa Bay	S	1	10	10.0	10	1
12-9 at Cleveland	S	0	0	0.0	0	0
12-17 NEW ORLEANS	P	1	0	0.0	0	0
12-23 ATLANTA	P	2	23	11.5	13	0
12-30 at New Orleans	INACTIVE					
2018 TOTALS		14/12	45	549	12.5	27 4

2018 NOTES

at ATLANTA (9/16): Tied career-high seven receptions for 77 yards, averaging 11.0 yards per catch.

at WASHINGTON (10/14): Recorded a team-high 74 receiving yards on five receptions...Caught a 23-yard touchdown in the second quarter.

at PHILADELPHIA (10/21): Led the team with 62 receiving yards on six receptions...Recorded third touchdown reception of the season in the fourth quarter.



DJ MOORE

Ht: 6-0 Wt: 210 Exp: R
Maryland Aqd: D1 '18
Career GP/GS: (16/10) [0/0]

MOORE CAREER STATISTICS

YR	Team	G/GS	REC	YDS	AVG	LNG	TD	RSH	YDS	AVG	LNG	TD
2018	Carolina	16/10	55	788	14.3	82	2	15	191	12.7	32	0
Total		16/10	55	788	14.3	82	2	15	191	12.7	32	0

Punt Return Stats

YR	Team	No.	Yds.	Avg.	Long	TD
2018	Carolina	6	31	5.2	15	0
Total		6	31	5.2	15	0

Kick Return Stats

YR	Team	No.	Yds.	Avg.	Long	TD
2018	Carolina	5	119	23.8	32	0
Total		5	119	23.8	32	0

HONORS

- PFWA All-Rookie Team (2018)
- ESPN.com All-Rookie Team (2018)

SINGLE-GAME CAREER HIGHS

RECEPTIONS	8	vs. Seattle (11/25/18)
RECEIVING YARDS	157	at Detroit (11/18/18)
RECEIVING TDS	1	2x, last at Detroit (11/18/18)
LONGEST RECEPTION	82	at Detroit (11/18/18)
RUSHING YARDS	39	vs. Baltimore (10/28/18)
RUSHING LONG	32	vs. Tampa Bay (11/4/18)
LONG PUNT RETURN	15	vs. Dallas (9/9/18)
LONG KICK RETURN	32	vs. Seattle (11/25/18)

2018 GAME-BY-GAME

	P/S	RECEIVING						RUSHING					
		NO	YDS	AVG	LG	TD		NO	YDS	AVG	LG	TD	
09-09 DALLAS	P	0	0	-	-	0		1	3	3.0	3	0	
09-16 at Atlanta	P	1	51	51.0	51	1		1	7	7.0	7	0	
09-23 CINCINNATI	P	1	3	3.0	3	0		0	0	0.0	0	0	
10-07 NEW YORK GIANTS	P	4	49	12.3	20	0		1	18	18.0	18	0	
10-14 at Washington	P	4	59	14.8	18	0		1	18	18.0	18	0	
10-21 at Philadelphia	P	3	29	9.7	16	0		0	0	0.0	0	0	
10-28 BALTIMORE	S	5	90	18.0	33	0		2	39	19.5	28	0	
11-04 TAMPA BAY	S	1	16	16.0	16	0		1	32	32.0	32	0	
11-08 at Pittsburgh	S	4	20	5.0	11	0		1	5	5.0	5	0	
11-18 at Detroit	S	7	157	22.4	82	1		0	0	-	-	0	
11-25 SEATTLE	S	8	91	11.4	28	0		1	7	7.0	7	0	
12-2 at Tampa Bay	S	4	44	11.0	16	0		2	21	10.5	13	0	
12-9 at Cleveland	S	5	67	13.4	40	0		1	0	0.0	0	0	
12-17 NEW ORLEANS	S	2	12	6.0	7	0		1	22	22.0	22	0	
12-23 ATLANTA	S	2	19	9.5	15	0		2	19	9.5	15	0	
12-30 at New Orleans	S	4	81	20.3	38	0		0	0	-	-	0	
2018 TOTALS		16/10	55	788	14.3	82	2	15	191	12.7	32	0	

2018 NOTES

at ATLANTA (9/16): Became the fourth player in franchise history to score a touchdown on his first career catch.

at DETROIT (11/18): Posted the most receiving yards in a single game by a rookie in franchise history...Tallied an 82-yard catch and run, the longest pass play for the Panthers since Week 12 of 2016.

vs SEATTLE (11/25): Totaled 248 receiving yards in the last two games, marking the most receiving yards by a rookie wide receiver over a two game stretch in franchise history.



CURTIS SAMUEL

Ht: 5-11 Wt: 195 Exp: 2
Ohio State Aqd: D2 '17
Career GP/GS: (22/12) [0/0]

SAMUEL CAREER STATISTICS

YR	Team	G/GS	REC	YDS	AVG	LNG	TD	RSH	YDS	AVG	LNG	TD
2017	Carolina	9/4	15	115	7.7	23	0	4	64	16.0	31	0
2018	Carolina	13/8	39	494	12.7	53	5	8	84	10.5	33	2
Total		22/12	54	609	11.3	53	5	12	148	12.3	33	2

Kickoff Return Stats

YR	Team	No.	Yds.	Avg.	Long	TD
2017	Carolina	10	221	22.1	33	0
2018	Carolina	10	209	20.9	32	0
Total		20	430	21.5	33	0

SINGLE-GAME CAREER HIGHS

RECEPTIONS	7	vs. Atlanta (12/23/18)
RECEIVING YARDS	88	at Tampa Bay (12/2/18)
LONG RECEPTION	33	at Cleveland (12/9/18)
RECEIVING TDS	1	4x, last vs. Seattle (11/25/18)
RUSH ATTEMPTS	2	2x, last vs. New Orleans (12/17/18)
RUSHING YARDS	33	vs. Tampa Bay (11/4/18)
RUSHING LONG	33	vs. Tampa Bay (11/4/18)
RECEIVING TDS	1	2x, last vs. Tampa Bay (11/4/18)
LONG KICKOFF RETURN	33	vs. Philadelphia (10/12/17)

2018 GAME-BY-GAME

		RECEIVING					RUSHING					
	P/S	NO	YDS	AVG	LG	TD	NO	YDS	AVG	LG	TD	
09-09 DALLAS				INACTIVE								
09-16 at Atlanta				INACTIVE								
09-23 CINCINNATI				INACTIVE								
10-07 NEW YORK GIANTS	P	2	37	18.5	25	1	0	0	-	-	0	
10-14 at Washington	P	0	0	-	-	0	0	0	-	-	0	
10-21 at Philadelphia	P	1	16	16.0	16	0	2	9	4.5	14	1	
10-28 BALTIMORE	S	3	28	9.3	11	0	0	0	-	-	0	
11-04 TAMPA BAY	S	2	25	12.5	19	1	1	33	33.0	33	1	
11-08 at Pittsburgh	P	4	18	4.5	11	0	1	1	1.0	1	0	
11-18 at Detroit	P	5	55	11.0	17	1	0	0	-	-	0	
11-25 SEATTLE	S	2	17	8.5	10	1	1	25	25.0	25	0	
12-2 at Tampa Bay	S	6	88	14.7	31	0	1	8	8.0	8	0	
12-9 at Cleveland	S	4	80	20.0	33	0	0	0	-	-	0	
12-17 NEW ORLEANS	S	1	17	17.0	17	0	2	8	4.0	6	0	
12-23 ATLANTA	S	7	41	5.9	9	0	0	0	-	-	0	
12-30 at New Orleans	S	2	72	36.0	53	1	0	0	-	-	0	
TOTALS		13/8	39	494	12.7	53	5	8	84	10.5	33	2

2018 NOTES

vs NEW YORK GIANTS (10/7): Scored first career touchdown on a 25-yard screen pass...Finished the game with two receptions for 37 yards and one touchdown.

vs TAMPA BAY (11/4): Finished with 58 all-purpose yards and two scores on three offensive touches (two receptions, 25 yards; one rush, 33 yards)...Ran for a 33-yard touchdown on his lone carry of the game...Added a 19-yard receiving touchdown for his first multi-touchdown game of his career.



TORREY SMITH

Ht: 6-0 Wt: 205 Exp: 8
Maryland Aqd: TR '18 (PHI)
Career GP/GS: (119/106) [11/10]

SMITH CAREER STATISTICS

RECEIVING

Year	Team	GP/GS	No	Yds	Avg	Lg	TD
2011	Baltimore	16/14	50	841	16.8	74	7
2012	Baltimore	16/16	49	855	17.4	54	8
2013	Baltimore	16/16	65	1,128	17.4	74	4
2014	Baltimore	16/16	49	767	15.7	53	11
2015	San Francisco	16/12	33	663	11.9	76	4
2016	San Francisco	12/12	20	267	13.4	53	3
2017	Philadelphia	16/14	36	430	11.9	59	2
2018	Carolina	11/6	17	190	11.2	35	2
Totals		119/106	319	5141	16.1	76	41

RUSHING

Year	Team	Att	Yds	Avg	Lg	TD
2011	Baltimore	4	39	9.8	16	0
2012	Baltimore	3	9	3.0	13	0
2017	Philadelphia	1	-3	-3.0	0	0
Totals		8	45	5.6	16	0

KICKOFF RETURNS

Year	Team	No	Yds	Avg	Lg	TD
2011	Baltimore	1	24	24.0	24	0
2016	San Francisco	1	13	13.0	13	0
Totals		2	37	18.5	24	0

HONORS

- Three-time Walter Payton NFL Man of the Year nominee (2013, 2014, 2016).
- Two-time Super Bowl Champion (2012 Baltimore, 2017 Philadelphia).

SINGLE-GAME CAREER HIGHS

RECEPTIONS	7	2x, last vs. Cleveland (9/15/13)
RECEIVING YARDS	166	at Buffalo (9/29/13)
LONG RECEPTION	76	vs. Baltimore (10/18/15)
RECEIVING TDS	3	at St. Louis Rams (9/25/11)
LONG TD RECEPTION	76	vs. Baltimore (10/18/15)

2018 GAME-BY-GAME

	P/S	NO	YDS	AVG	LG	TD
09-09 DALLAS	S	1	15	15.0	15	0
09-16 at Atlanta	S	3	33	11.0	26	1
09-23 CINCINNATI	S	3	19	6.3	8	0
10-07 NEW YORK GIANTS	P	0	0	-	-	0
10-14 at Washington	S	5	43	8.6	18	1
10-21 at Philadelphia	S	4	61	15.3	35	0
10-28 BALTIMORE			INACTIVE			
11-04 TAMPA BAY			INACTIVE			
11-08 at Pittsburgh			INACTIVE			
11-18 at Detroit			INACTIVE			
11-25 SEATTLE	S	0	0	-	-	0
12-2 at Tampa Bay	P	0	0	-	-	0
12-9 at Cleveland	P	0	0	0.0	0	0
12-17 NEW ORLEANS			DID NOT PLAY			
12-23 ATLANTA	P	1	19	19.0	19	0
12-30 at New Orleans	P	0	0	-	-	0
TOTALS	11/6	17	190	11.2	35	2



JARIUS WRIGHT

Ht: 5-10 Wt: 190 Exp: 7
Arkansas Aqd: FA '18
Career GP/GS: (95/21) [4/0]

WRIGHT CAREER STATISTICS

RECEIVING

Year	Team	GP/GS	No	Yds	Avg	Lg	TD
2012	Minnesota	7/1	22	310	14.1	65	2
2013	Minnesota	16/3	26	434	16.7	42	3
2014	Minnesota	16/7	42	588	14.0	87	2
2015	Minnesota	16/3	34	442	13.0	52	0
2016	Minnesota	8/1	11	67	6.1	11	1
2017	Minnesota	16/0	18	198	11.0	30	2
2018	Carolina	16/6	43	447	10.4	33	1
Totals		95/21	196	2486	12.7	87	11

RUSHING

Year	Team	Att	Yds	Avg	Lg	TD
2012	Minnesota	2	11	5.5	8	0
2014	Minnesota	5	71	14.2	27	0
2015	Minnesota	1	29	29.0	29	0
2018	Carolina	2	39	19.5	34	0
Totals		10	150	15.0	34	0

SINGLE-GAME CAREER HIGHS

RECEPTIONS	8	vs. Atlanta (9/28/14)
RECEIVING YARDS	132	vs. Atlanta (9/28/14)
LONG RECEPTION	87	vs. New York Jets (12/7/14)
RECEIVING TDS	2	at Seattle (11/17/13)
LONG TD RECEPTION	87	vs. New York Jets (12/7/14)

2018 GAME-BY-GAME

	P/S	NO	YDS	AVG	LG	TD
09-09 DALLAS	S	3	23	7.7	10	0
09-16 at Atlanta	P	5	62	12.4	22	1
09-23 CINCINNATI	S	1	7	7.0	7	0
10-07 NEW YORK GIANTS	P	3	25	8.3	27	0
10-14 at Washington	S	1	3	3.0	3	0
10-21 at Philadelphia	S	2	37	18.5	28	0
10-28 BALTIMORE	P	2	5	2.5	7	0
11-04 TAMPA BAY	P	1	8	8.0	8	0
11-08 at Pittsburgh	P	3	22	7.3	9	0
11-18 at Detroit	S	3	40	13.3	21	0
11-25 SEATTLE	P	2	25	12.5	25	0
12-2 at Tampa Bay	P	2	44	22.0	33	0
12-9 at Cleveland	P	3	36	12.0	24	0
12-17 NEW ORLEANS	S	3	21	7.0	8	0
12-23 ATLANTA	P	7	69	9.9	24	0
12-30 at New Orleans	P	2	20	10.0	11	0
2018 TOTALS	16/6	43	447	10.4	33	1

TIGHT ENDS



CHRIS MANHERTZ

Ht: 6-6 Wt: 255 Exp: 3
Canisius Aqd: WV '16 (NO)
Career GP/GS: (39/10) [0/0]

MANHERTZ CAREER STATISTICS

YR	Team	GP/GS	No	Yds	Avg	Lg	TD
2016	N.O. / Car.	7/2	1	10	10.0	10	0
2017	Carolina	16/4	2	17	8.5	11	0
2018	Carolina	16/4	2	52	26.0	50	1
Totals		39/10	5	79	15.8	50	1

SINGLE-GAME CAREER HIGHS


RECEPTIONS	1	5x, last vs. New Orleans (12/17/18)
RECEIVING YARDS	50t	vs. New Orleans (12/17/18)
LONG RECEPTION	50t	vs. New Orleans (12/17/18)
TOUCHDOWNS	1	vs. New Orleans (12/17/18)

2018 GAME-BY-GAME

	P/S	NO	YDS	AVG	LG	TD
09-09 DALLAS	P	0	0	-	-	0
09-16 at Atlanta	P	0	0	-	-	0
09-23 CINCINNATI	P	0	0	-	-	0
10-07 NEW YORK GIANTS	S	0	0	-	-	0
10-14 at Washington	P	1	2	2.0	2	0
10-21 at Philadelphia	P	0	0	-	-	0
10-28 BALTIMORE	P	0	0	-	-	0
11-04 TAMPA BAY	P	0	0	-	-	0
11-08 at Pittsburgh	S	0	0	-	-	0
11-18 at Detroit	P	0	0	-	-	0
11-25 SEATTLE	P	0	0	-	-	0
12-2 at Tampa Bay	P	0	0	-	-	0
12-9 at Cleveland	P	0	0	-	-	0
12-17 NEW ORLEANS	P	1	50	50.0	50t	1
12-23 ATLANTA	S	0	0	-	-	0
12-30 at New Orleans	S	0	0	-	-	0
TOTALS	16/4	2	52	26.0	50t	1

2018 NOTES

vs NEW ORLEANS (12/17): Recorded first NFL touchdown on a career-long 50-yard reception.



GREG OLSEN

Ht: 6-5 Wt: 255 Exp: 12
Miami Aqd: TR '11 (CHI)
Career GP/GS: (174/148) [9/9]

OLSEN CAREER STATISTICS

YR	Team	G/GS	REC	YDS	AVG	LNG	TD
2007	Chicago	14/4	39	391	10.0	31	2
2008	Chicago	16/7	54	574	10.6	52	5
2009	Chicago	16/15	60	612	10.2	41	8
2010	Chicago	16/13	41	404	9.9	39t	5
2011	Carolina	16/13	45	540	12.0	44t	5
2012	Carolina	16/16	69	843	12.2	47t	5
2013	Carolina	16/16	73	816	11.2	31	6
2014	Carolina	16/16	84	1008	12.0	38	6
2015	Carolina	16/16	77	1104	14.3	52	7
2016	Carolina	16/16	80	1073	13.4	78t	3
2017	Carolina	7/7	17	191	11.2	30t	1
2018	Carolina	9/9	27	291	10.8	23	4
Totals		174/148	666	7847	11.8	78	57

SINGLE-GAME CAREER HIGHS

RECEPTIONS	10	2x, last vs. Tampa Bay (12/14/14)
RECEIVING YARDS	181	vs. Tampa Bay (10/10/16)
LONG RECEPTION	78	vs. San Francisco (9/18/16)
RECEIVING TDS	3	vs. Arizona (11/8/09)
LONG TD RECEPTION	78	vs. San Francisco (9/18/16)

2018 GAME-BY-GAME

	P/S	NO	YDS	AVG	LG	TD
09-09 DALLAS	S	2	33	16.5	19	0
09-16 at Atlanta			INACTIVE			
09-23 CINCINNATI			INACTIVE			
10-07 NEW YORK GIANTS			INACTIVE			
10-14 at Washington	S	4	48	12.0	18	0
10-21 at Philadelphia	S	2	5	2.5	4	1
10-28 BALTIMORE	S	4	56	14.0	17	1
11-04 TAMPA BAY	S	6	76	12.7	23	1
11-08 at Pittsburgh	S	4	40	10.0	14	0
11-18 at Detroit	S	2	9	4.5	8	1
11-25 SEATTLE	S	2	11	5.5	6	0
12-2 at Tampa Bay	S	1	13	13.0	13	0
2018 TOTALS	9/9	27	291	10.8	23	4

2018 NOTES

at PHILADELPHIA (10/21): Started at tight end...Caught two passes for five yards, including the game-winning one-yard touchdown reception.

vs TAMPA BAY (11/4): Started at tight end...Tallied a team-high six receptions for 76 yards and one touchdown.

at DETROIT (11/18): Reeled in fourth touchdown of the season on Carolina's opening drive of the game.

at TAMPA BAY (12/2): Left the game early with a foot injury.

(OLSEN CONTINUED)

NFL RANKINGS

- Ranks eighth in NFL history for receiving yards among tight ends (7,847)...Currently ranks third in career receiving yards among active tight ends behind Antonio Gates and Rob Gronkowski.
- Ranks fifth all-time in receptions (666) among tight ends in NFL history.
- Eighth all-time in receiving touchdowns (57) among tight ends.
- In 2017, saw streak of 160 consecutive games played and 82 consecutive games started come to an end after Week 2 vs. Buffalo (9/17/17) due to foot injury...Both streaks were the second-longest among active NFL tight ends at the time.
- In 2016, became the first tight end in NFL history to record 1,000 receiving yards in three consecutive seasons.

NFL POSTSEASON RANKINGS

- Ranks seventh in NFL history for receiving yards (631) and 10th (41) in receptions among tight ends in the postseason.

FRANCHISE RANKINGS

- Stands as franchise all-time leading tight end in terms of receiving yards (5,866), receptions (472) and 100-yard receiving games (9)...Ranks second among franchise tight ends in receiving touchdowns (37), behind Wesley Walls (44).
- Holds franchise record for most receiving yards in a single season by a tight end (1,104), set in 2015.
- Holds franchise record for most receptions in a single season by a tight end (84), set in 2014.
- Holds franchise record for single-game receiving yards by a tight end with 181, set vs. Tampa Bay (10/10/16).
- Owns the top five single-season receptions totals and five of the top six single-season receiving yards totals by a tight end in team history.
- Ranks third in franchise history in receiving yards (5,866) and receptions (472), regardless of position.
- Ranks fourth in franchise history in receiving touchdowns (37), regardless of position.
- In 2017, saw streak of 160 consecutive games played and 82 consecutive games started come to an end after Week 2 vs. Buffalo (9/17/17) due to foot injury...82 consecutive starts was third-longest streak in franchise history.
- 20 catches over two-game span (Week 14-15 of 2014) are the second most by a Panthers player in a two-game span behind Muhammad's 21 in 2000.

FRANCHISE POSTSEASON RANKINGS

- Ranks second in franchise history in receiving yards (488) and receptions (35) in the postseason, regardless of position.
- Has two 100-yard receiving games in the postseason, tied for second-most in franchise history.
- Holds franchise record for most receiving yards (113) and receptions (8) by a tight end in single postseason game.

HONORS

- Walter Payton NFL Man of the Year Finalist (2017, 2016)
- Pro Bowl (2016, 2015, 2014)
- AP All-Pro Second Team (2016, 2015)
- PFWA All-NFC (2016, 2015, 2014)
- Pro Football Weekly All-Rookie Team (2007)



IAN THOMAS

Ht: 6-4 Wt: 260 Exp: R
Indiana Aqd: D4a '18
Career GP/GS: (16/6) [0/0]

THOMAS CAREER STATISTICS

YR	Team	GP/GS	No	Yds	Avg	Lg	TD
2018	Carolina	16/6	36	333	9.3	31	2
Totals		16/6	36	333	9.3	31	2

SINGLE-GAME CAREER HIGHS

RECEPTIONS	9	at Cleveland (12/9/18)
RECEIVING YARDS	77	at Cleveland (12/9/18)
LONG RECEPTION	31	at New Orleans (12/30/18)

2018 GAME-BY-GAME

	P/S	NO	YDS	AVG	LG	TD
09-09 DALLAS	P	2	4	2.0	7	0
09-16 at Atlanta	S	2	10	5.0	8	0
09-23 CINCINNATI	S	3	20	6.7	18	0
10-07 NEW YORK GIANTS	S	3	38	12.7	27	0
10-14 at Washington	P	0	0	-	-	0
10-21 at Philadelphia	P	0	0	-	-	0
10-28 BALTIMORE	P	1	15	15	15	0
11-04 TAMPA BAY	P	0	0	-	-	0
11-08 at Pittsburgh	P	0	0	-	-	0
11-18 at Detroit	P	0	0	-	-	0
11-25 SEATTLE	P	0	0	-	-	0
12-2 at Tampa Bay	P	5	46	9.2	20	0
12-9 at Cleveland	S	9	77	8.6	16	0
12-17 NEW ORLEANS	S	2	14	7.0	8	0
12-23 ATLANTA	P	4	48	12.0	27	1
12-30 at New Orleans	S	5	61	12.2	31	1
2018 TOTALS	16/6	36	333	9.3	31	2

2018 NOTES

vs DALLAS (9/9/18): Made NFL debut...Caught two passes for four yards.

at CLEVELAND (12/9/18): Posted career highs in receptions (nine) and receiving yards (77).

vs ATLANTA (12/23/18): Tallied first career touchdown on Carolina's opening drive of the game.

at New Orleans (12/30/18): Caught his second touchdown of the season on a 8-yard reception from Kyle Allen.

OFFENSIVE LINE



**CHRIS
CLARK**

Ht: 6-4 Wt: 305 Exp: 9
Southern Mississippi Aqd: FA '18
Career GP/GS: (121/66) [10/7]

2018 GAME-BY-GAME

at ATLANTA (9/16): Started at left tackle after being signed as a free agent on 9/12...Provided protection for quarterback Cam Newton to tally a career-high 32 completions...**vs CINCINNATI (9/23):** Started at left tackle...Part of a unit that allowed just one sack on the day and cleared running lanes for Christian McCaffrey to post 184 yards on the ground, fourth most in a single game in franchise history...**vs NEW YORK GIANTS (10/7):** Started at left tackle...Helped a Carolina offense produce 350 total net yards...**at WASHINGTON (10/14):** Started at left tackle...Helped the Carolina offense to 350 total yards...**at PHILADELPHIA (10/21):** Started at left tackle...Part of an offensive line that helped the Panther record 371 total net yards...**vs BALTIMORE (10/28):** Started at left tackle...Part of an offensive line that helped the Panthers rush for 154 net yards, Carolina's sixth game this year with at least 100 yards on the ground...**vs TAMPA BAY (11/4):** Started at left tackle...Helped a Carolina offense produce 407 total net yards...**at PITTSBURGH (11/8):** Started at left tackle...**at DETROIT (11/11):** Started at left tackle...Helped the offense tally 387 total net yards...**vs SEATTLE (11/25):** Started at left tackle...Provided protection for an offense that tallied 220 rushing yards and a season-high 476 total net yards...**at TAMPA BAY (12/2):** Started at left tackle...Provided protection for an offense to produce 444 total yards, the unit's second-highest output of the season...**at CLEVELAND (12/9):** Started at left tackle...Part of an offense that allowed just one sack on the day...**vs. NEW ORLEANS (12/17):** Served as a reserve offensive lineman and saw action on special teams...**vs. ATLANTA (12/23):** Served as a reserve offensive lineman...**at NEW ORLEANS (12/30):** Started at left tackle.
GP/GS/DNP/IA: (15/13/0/0)



**RYAN
KALIL**

Ht: 6-2 Wt: 300 Exp: 12
USC Aqd: D2b '07
Career GP/GS: (148/145) [8/8]

2018 GAME-BY-GAME

vs DALLAS (9/9): Started at center...Helped anchor an offensive line that cleared holes for the Panthers to rush for 147 yards...**at ATLANTA (9/16):** Started at center...Provided protection for quarterback Cam Newton to record a career-high 32 completions...**vs CINCINNATI (9/23):** Started at center...Part of a unit that allowed just one sack on the day and cleared running lanes for Christian McCaffrey to post 184 yards on the ground, fourth most in a single game in franchise history...**vs NEW YORK GIANTS (10/7):** Started at center...Helped a Carolina offense produce 350 total net yards...**at WASHINGTON (10/14):** Started at center...Helped the Carolina offense to 350 total yards...**at PHILADELPHIA (10/21):** Started at center...Part of an offensive line that helped the Panther record 371 total net yards...**vs BALTIMORE (10/28):** Started at center...Part of an offensive line that helped the Panthers rush for 154 net yards, Carolina's sixth game this year with at least 100 yards on the ground...**vs TAMPA BAY (11/4):** Started at center...Helped a Carolina offense produce 407 total net yards...**at PITTSBURGH (11/8):** Started at center...**at DETROIT (11/11):** Started at center...Helped the offense tally 387 total net yards...**vs SEATTLE (11/25):** Started at center...Provided protection for an offense that tallied 220 rushing yards and 476 total net yards...**at TAMPA BAY (12/2):** Started at center...Provided protection for an offense to produce 444 total yards, the unit's second-highest output of the season...**at CLEVELAND (12/9):** Started at center...Part of an offense that allowed just one sack on the day...**vs. NEW ORLEANS (12/17):** Started at center...**vs. ATLANTA (12/23):** Started at center...**at NEW ORLEANS (12/30):** Started at center.
GP/GS/DNP/IA: (16/16/0/0)

HONORS

- 5x Pro Bowl (2015, 2013, 2011, 2010, 2009)
- 2x PFWA All-NFL (2015)
- 2x AP First-team All-Pro (2015, 2013)
- 2x Sporting News All-Pro (2015, 2013)
- AP Second-team All-Pro (2011)
- PFWA All-NFC (2013)

FRANCHISE RANKINGS

- 145 career starts are the second-most by an offensive lineman in team history (Jordan Gross - 167).
- Earned fifth career Pro Bowl selection in 2015, tied with Michael Bates, Julius Peppers, Steve Smith and Wesley Walls for the second most in franchise history.



TAYLOR HEARN

Ht: 6-4 Wt: 315 Exp: R
Clemson Aqd: FA '18
Career GP/GS: (4/0) [0/0]

2018 GAME-BY-GAME

(12/6): Signed to the active roster from the practice squad...**at CLEVELAND (12/9)**: Saw action on special teams...**vs. NEW ORLEANS (12/17)**: Served as a reserve offensive lineman and saw action on special teams...**vs. ATLANTA (12/23)**: Served as a reserve offensive lineman.... **at NEW ORLEANS (12/30)**: Served as a reserve offensive lineman.
GP/GS/DNP/IA: (4/0/0/0)



BRENDAN MAHON

Ht: 6-4 Wt: 320 Exp: R
Penn State Aqd: FA '18
Career GP/GS: (4/0) [0/0]

2018 GAME-BY-GAME

vs DALLAS (9/9/18): Inactive...**at ATLANTA (9/16/18)**: Saw action on special teams in NFL debut...**vs CINCINNATI (9/23/18)**: Served as a reserve lineman...Saw action on special teams...**vs NEW YORK GIANTS (10/7/18)**: Served as a reserve lineman...Saw action on special teams...**at WASHINGTON (10/14/18)**: Inactive...**at PHILADELPHIA (10/21/18)**: Inactive...**vs BALTIMORE (10/28/18)**: Inactive...**vs TAMPA BAY (11/4/18)**: Inactive...**at PITTSBURGH (11/8/18)**: Inactive...**at DETROIT (11/18/18)**: Inactive...**vs SEATTLE (11/25)**: Inactive...**at TAMPA BAY (12/2)**: Inactive...(12/6): Placed on season ending injured reserve.
GP/GS/DNP/IA: (3/0/0/9)




TYLER LARSEN

Ht: 6-4 Wt: 325 Exp: 3
Utah State Aqd: FA '16
Career GP/GS: (38/19) [1/0]

2018 GAME-BY-GAME

vs DALLAS (9/9): Served as a reserve offensive lineman and saw action on special teams...**at ATLANTA (9/16)**: Started at right guard...Provided protection for quarterback Cam Newton to tally a career-high 32 completions...**vs CINCINNATI (9/23)**: Started at right guard in place of an injured Trai Turner...Part of a unit that allowed just one sack on the day and cleared running lanes for Christian McCaffrey to post 184 yards on the ground, fourth most in a single game in franchise history...**vs NEW YORK GIANTS (10/7)**: Served as a reserve lineman...Saw action on special teams...**at WASHINGTON (10/14)**: Saw action on special teams...**at PHILADELPHIA (10/21)**: Saw action on special teams...**vs BALTIMORE (10/28)**: Served as a reserve offensive lineman...**vs TAMPA BAY (11/4)**: Saw action on special teams...**at PITTSBURGH (11/8)**: Served as a reserve offensive lineman...**at DETROIT (11/18)**: Served as a reserve offensive lineman...**vs SEATTLE (11/25)**: Served as a reserve offensive lineman...**at TAMPA BAY (12/2)**: Stepped in for an injured Trai Turner at right guard...Provided protection for an offense to produce 444 total yards, the unit's second-highest output of the season...**at CLEVELAND (12/9)**: Served as a reserve offensive lineman...**vs. NEW ORLEANS (12/17)**: Served as a reserve offensive lineman and saw action on special teams...**vs. ATLANTA (12/23)**: Served as a reserve offensive lineman...**at NEW ORLEANS (12/30)**: Started at right guard.
GP/GS/DNP/IA: (16/3/0/0)



TAYLOR MOTON

Ht: 6-5 Wt: 325 Exp: 2
Western Michigan Aqd: D2b '17
Career GP/GS: (32/16) [1/0]

2018 GAME-BY-GAME

vs DALLAS (9/9): Started at left tackle...Key part of an offensive line that cleared holes for the Panthers to rush for 147 yards...**at ATLANTA (9/16)**: Started at right tackle...Provided protection for quarterback Cam Newton to record a career-high 32 completions...**vs CINCINNATI (9/23)**: Started at right tackle...Part of a unit that allowed just one sack on the day and cleared running lanes for Christian McCaffrey to post 184 yards on the ground, fourth most in a single game in franchise history...**vs NEW YORK GIANTS (10/7)**: Started at right tackle...**at WASHINGTON (10/14)**: Started at right tackle...**at PHILADELPHIA (10/21)**: Started at right tackle...Part of an offensive line that helped the Panther record 371 total net yards...**vs BALTIMORE (10/28)**: Started at right tackle...Part of an offensive line that helped the Panthers rush for 154 net yards, Carolina's sixth game this year with at least 100 yards on the ground...**vs TAMPA BAY (11/4)**: Started at right tackle...Helped a Carolina offense produce 407 total net yards...**at PITTSBURGH (11/8)**: Started at right tackle...**at DETROIT (11/18)**: Started at right tackle...Helped the offense tally 387 total net yards...**vs SEATTLE (11/25)**: Started at right tackle...Provided protection for an offense that tallied 220 rushing yards and 476 total net yards...**at TAMPA BAY (12/2)**: Started at right tackle...Provided protection for an offense to produce 444 total yards, the unit's second-highest output of the season...**at CLEVELAND (12/9)**: Started at right tackle...Part of an offense that allowed just one sack on the day...**vs. NEW ORLEANS (12/17)**: Started at right tackle...**vs. ATLANTA (12/23)**: Started at right tackle...**at NEW ORLEANS (12/30)**: Started at right tackle.
GP/GS/DNP/IA: (16/16/0/0)



MARSHALL NEWHOUSE

Ht: 6-4 Wt: 330 Exp: 9
Texas Christian Aqd: TR '18 (BUF)
Career GP/GS: (141/72) [1/1]

2018 GAME-BY-GAME

(9/25): Acquired via trade with Buffalo in exchange for a future, conditional draft choice...**vs NEW YORK GIANTS (10/7)**: Active but did not see any action...**at WASHINGTON (10/14)**: Did not see game action...**at PHILADELPHIA (10/21)**: Served as a reserve offensive lineman...**vs BALTIMORE (10/28)**: Served as a reserve offensive lineman...**vs TAMPA BAY (11/4)**: Saw action on special teams...**at PITTSBURGH (11/8)**: Served as a reserve offensive lineman...**at DETROIT (11/18)**: Served as a reserve offensive lineman...**vs SEATTLE (11/25)**: Served as an extra offensive lineman in jumbo packages...**at TAMPA BAY (12/2)**: Saw action on special teams and served as an extra lineman in jumbo packages...**at CLEVELAND (12/9)**: Saw action on special teams...**vs. NEW ORLEANS (12/17)**: Started at left tackle...First start of the 2018 season...**vs. ATLANTA (12/23)**: Started at left tackle...**at NEW ORLEANS (12/30)**: Served as a reserve offensive lineman.

GP/GS/DNP/IA: (11/2/2/0)



AMINI SILATOLU

Ht: 6-4 Wt: 305 Exp: 6
Midwestern State Aqd: FA '17
Career GP/GS: (55/31) [0/0]

2018 GAME-BY-GAME

vs DALLAS (9/9/18): Served as a reserve offensive lineman...Stepped in for an injured Daryl Williams in the second half...**at ATLANTA (9/16/18)**: Saw action on special teams...**vs CINCINNATI (9/23/18)**: Served as a reserve offensive lineman and saw action on special teams...**vs NEW YORK GIANTS (10/7/18)**: Served as a reserve lineman...Saw action on special teams...**at WASHINGTON (10/14/18)**: Saw action on special teams...**at PHILADELPHIA (10/21/18)**: Saw action on special teams...**vs BALTIMORE (10/28/18)**: Inactive...**vs TAMPA BAY (11/4/18)**: Inactive...**at PITTSBURGH (11/8/18)**: Served as a reserve offensive lineman...**at DETROIT (11/18/18)**: Inactive...**vs SEATTLE (11/25)**: Inactive...**at TAMPA BAY (12/2)**: Inactive...(12/7): Placed on season ending injured reserver with a knee injury.

GP/GS/DNP/IA: (7/0/0/5)

HONORS

- Pro Football Weekly All-Rookie Team (2012)
- PFWA All-Rookie Team (2012)



TRAI TURNER

Ht: 6-3 Wt: 315 Exp: 5
LSU Aqd: D3 '14
Career GP/GS: (71/67) [6/6]

2018 GAME-BY-GAME

vs DALLAS (9/9): Started at right guard...Key part of an offensive line that cleared holes for the Panthers to rush for 147 yards...**at ATLANTA (9/16)**: Inactive...**vs CINCINNATI (9/23)**: Inactive...**vs NEW YORK GIANTS (10/7)**: Started at right guard...Helped a Carolina offense produce 350 total net yards...**at WASHINGTON (10/14)**: Started at right guard...Helped the Carolina offense to 350 total yards...**at PHILADELPHIA (10/21)**: Started at right guard...Part of an offensive line that helped the Panther record 371 total net yards...**vs BALTIMORE (10/28)**: Started at right guard...Part of an offensive line that helped the Panthers rush for 154 net yards, Carolina's sixth game this year with at least 100 yards on the ground...**vs TAMPA BAY (11/4)**: Started at right guard...Helped a Carolina offense produce 407 total net yards...**at PITTSBURGH (11/8)**: Started at left guard...**at DETROIT (11/18)**: Started at right tackle...Helped the offense tally 387 total net yards...**vs SEATTLE (11/25)**: Started at right guard...Provided protection for an offense that tallied 220 rushing yards and 476 total net yards...**at TAMPA BAY (12/2)**: Started at right guard...Provided protection for an offense to produce 444 total yards, the unit's second-highest output of the season...**at CLEVELAND (12/9)**: Started at right guard...Part of an offense that allowed just one sack on the day...**vs. NEW ORLEANS (12/17)**: Started at right guard...**vs. ATLANTA (12/23)**: Started at right guard...**at NEW ORLEANS (12/30)**: Inactive.

GP/GS/DNP/IA: (13/13/0/3)

HONORS

- 4x Pro Bowl (2018, 2017, 2016, 2015)



GREG VAN ROTEN

Ht: 6-3 Wt: 305 Exp: 4
Penn Aqd: FA '17
Career GP/GS: (37/16) [0/0]

2018 GAME-BY-GAME

vs DALLAS (9/9): Started at left guard, posting first career NFL start...Part of an offensive line that cleared holes for the Panthers to rush for 147 yards...
at ATLANTA (9/16): Started at left guard...Part of an offensive line that allowed just two sacks in the game...Provided protection for quarterback Cam Newton to tally a career-high 32 completions...**vs CINCINNATI (9/23):** Started at left guard...Part of a unit that allowed just one sack on the day and cleared running lanes for Christian McCaffrey to post 184 yards on the ground, fourth most in a single game in franchise history...**vs NEW YORK GIANTS (10/7):** Started at left guard...Helped a Carolina offense produce 350 total net yards...**at WASHINGTON (10/14):** Started at left guard...Helped the Carolina offense to 350 total yards...**at PHILADELPHIA (10/21):** Started at left guard...Part of an offensive line that helped the Panther record 371 total net yards...**vs BALTIMORE (10/28):** Started at left guard...Part of an offensive line that helped the Panthers rush for 154 net yards, Carolina's sixth game this year with at least 100 yards on the ground...**vs TAMPA BAY (11/4):** Started at left guard...Helped a Carolina offense produce 407 total net yards...**at PITTSBURGH (11/8):** Started at left guard...**at DETROIT (11/18):** Started at left guard...Helped the offense tally 387 total net yards...**vs SEATTLE (11/25):** Started at left guard...Provided protection for an offense that tallied 220 rushing yards and 476 total net yards...**at TAMPA BAY (12/2):** Started at left guard...Provided protection for an offense to produce 444 total yards, the unit's second-highest output of the season...**at CLEVELAND (12/9):** Started at left guard...Part of an offense that allowed just one sack on the day...**vs. NEW ORLEANS (12/17):** Started at left guard...**vs. ATLANTA (12/23):** Started at left guard...**at NEW ORLEANS (12/30):** Started at left guard.

GP/GS/DNP/IA: (16/16/0/0)



DARYL WILLIAMS

Ht: 6-6 Wt: 330 Exp: 4
Oklahoma Aqd: D4 '15
Career GP/GS: (40/29) [4/2]

2018 GAME-BY-GAME

vs DALLAS (9/9/18): Started at right tackle...Key part of an offensive line that cleared holes for the Panthers to rush for 147 yards...Left the game early with a knee injury...**(9/12):** Placed on season ending injured reserve.

GP/GS/DNP/IA: (1/1/0/0)

HONORS

- AP All-Pro Second Team (2017)

SPECIALISTS



CHANDLER CATANZARO

Ht: 6-3 Wt: 200 Exp: 5
Clemson Aqd: FA '18
Career GP/GS: (77/0) [3/0]

CATANZARO CAREER STATISTICS

Year	Team	GP	FG	FGA	Pct	Lg	Blk	XP	XPA	Pct	Blk	Points
2014	Arizona	16	29	33	87.9	51	0	27	27	100	0	114
2015	Arizona	16	28	31	90.3	47	0	53	58	91.4	0	137
2016	Arizona	16	21	28	75	60	1	43	47	91.5	1	106
2017	New York Jets	16	25	30	83.3	57	1	29	29	100	0	104
2018	Tampa Bay	9	11	15	73.3	59	0	23	27	85.2	0	56
2018	Carolina	4	5	5	100	51	0	7	8	87.5	0	22
Totals		77	121	145	83.4	60	2	186	200	93.0	1	539

SINGLE-GAME CAREER HIGHS

FG ATTEMPTS	5	2x, last vs. St. Louis (10/4/15)
FG MADE	5	vs. St. Louis (10/4/15)
LONG FG MADE	60	vs. Buffalo (9/25/16)
PAT ATTEMPTS	7	vs. Chicago (9/20/15)
PAT MADE	6	4x, last vs. New Orleans (9/9/18)
POINTS	16	vs. St. Louis (10/4/15)

HONORS

- 2x NFC Special Teams Player of the Week.

2018 GAME-BY-GAME (with Carolina)


	PTS	PAT	FG	1-19	20-29	30-39	40-49	50+	Long	Kicks
12-9 at Cleveland	8	2-2	2-2	0-0	0-0	2-2	0-0	0-0	34	30, 34
12-17 NEW ORLEANS	1	1-1	0-0	0-0	0-0	0-0	0-0	0-0	-	-
12-23 ATLANTA	4	1-1	1-1	0-0	0-0	0-0	0-0	1-1	50	50
12-30 at New Orleans	9	3-4	2-2	0-0	1-1	0-0	0-0	1-1	51	22, 51
TOTALS	22	7-8	5-5	0-0	1-1	2-2	0-0	2-2	51	

2018 NOTES

(12/7): Signed as a free agent to the active roster.

at CLEVELAND (12/9): Converted every field goal and PAT attempt in debut game for Carolina.

at NEW ORLEANS (12/30): Scored a season-high nine points, converting 3-4 PATs and 2-2 FGs. He converted a season long field goal of 51-yards.



GRAHAM GANO

Ht: 6-2 Wt: 202 Exp: 9
Florida State Aqd: FA '12
Career GP/GS: (134/0) [7/0]

GANO CAREER STATISTICS

Year	Team	GP	FG	FGA	Pct	Lg	Blk	XP	XPA	Pct	Blk	Points
2009	Washington	4	4	4	100	46	0	6	7	85.7	1	18
2010	Washington	16	24	35	68.6	49	1	28	28	100.0	0	100
2011	Washington	16	31	41	75.6	59	5	25	26	96.2	1	118
2012	Carolina	6	9	11	81.8	51	0	20	21	95.2	0	47
2013	Carolina	16	24	27	88.9	55	1	42	42	100.0	0	114
2014	Carolina	16	29	35	82.9	53	1	34	34	100.0	0	121
2015	Carolina	16	30	36	83.3	52	4	56	59	94.9	1	146
2016	Carolina	16	30	38	78.9	54	0	31	34	91.2	2	121
2017	Carolina	16	29	30	96.7	48	0	34	37	91.9	1	121
2018	Carolina	11	14	16	87.5	37	0	28	31	90.3	0	72
Totals		134	227	276	82.2	63	12	306	321	95.3	6	978

SINGLE-GAME CAREER HIGHS

FG ATTEMPTS	6	at Tennessee (11/21/10)
FG MADE	4	8x, last at Washington (12/19/16)
LONG FG ATTEMPT	63	2x, last vs. New York Giants (10/7/18)
LONG FG MADE	63	vs. New York Giants (10/7/18)
PAT ATTEMPTS	6	2x, last vs. Tampa Bay (11/4/18)
PAT MADE	6	vs. Tampa Bay (11/4/18)
POINTS	16	vs. San Francisco (9/18/16)

HONORS

- Pro Bowl (2017)
- Ed Block Courage Award Winner (2017)
- 2x NFC Special Teams Player of the Month (October, 2018; November, 2015)
- 2x NFC Special Teams Player of the Week (2018, Week 5; 2010, Week 16)

2018 GAME-BY-GAME

	PTS	PAT	FG	1-19	20-29	30-39	40-49	50+	Long	Kicks
09-09 DALLAS	4	1-1	1-1	0-0	1-1	0-0	0-0	0-0	27	27
09-16 at Atlanta	6	3-3	1-1	0-0	0-0	0-0	0-0	1-1	54	54
09-23 CINCINNATI	7	4-4	1-1	0-0	0-0	0-0	1-1	0-0	40	40
10-07 NEW YORK GIANTS	15	3-3	4-4	0-0	0-0	1-1	2-2	1-1	63	47, 47, 39, 63
10-14 at Washington	3	0-1	1-1	0-0	0-0	1-1	0-0	0-0	32	32
10-21 at Philadelphia	1	1-2	0-0	0-0	0-0	0-0	0-0	0-0	-	-
10-28 BALTIMORE	12	3-3	3-3	0-0	0-0	1-1	1-1	1-1	54	54, 44, 30
11-04 TAMPA BAY	6	6-6	0-0	0-0	0-0	0-0	0-0	0-0	-	-
11-08 at Pittsburgh	3	3-3	0-0	0-0	0-0	0-0	0-0	0-0	-	-
11-18 at Detroit	1	1-2	0-1	0-0	0-0	0-1	0-0	0-0	-	34N
11-26 SEATTLE	9	3-3	2-3	0-0	2-2	0-0	0-0	0-1	26	26, 25, 52WR
12-2 at Tampa Bay	5	2-2	1-1	0-0	0-0	1-1	0-0	0-0	37	37
12-9 at Cleveland				INACTIVE						
12-17 NEW ORLEANS				INACTIVE						
TOTALS	72	30-33	14-16	0-0	3-3	4-5	4-4	3-4	63	

NFL RANKINGS

- Nailed a 63-yard field goal vs. New York Giants (10/7/18), tying for the second-longest field goal in NFL history.
- Led the NFL with a 96.7 field goal percentage in 2017, converting 29-of-30 attempts.
- In 2017, led the league in touchback percentage with 84.8, turning 70-of-83 kickoffs into touchbacks.

(GANO NFL RANKINGS CONTINUED)

- Tied NFL record for longest field goal in the postseason after nailing a 58-yard attempt in a Wild Card Playoff at New Orleans (1/7/18).
- In 2010, tied NFL record for the most overtime field goals in a season with three.

FRANCHISE RANKINGS

- Set a franchise record with his 63-yard field goal vs. New York Giants (10/7/18).
- Broke the franchise record of 21 consecutive field goal makes set by John Kasay. Currently sports a 24-kick streak that is the longest active streak in the NFL.
- In 2017, set a franchise record and led the NFL in field goal percentage, hitting on 29-of-30 tries for 96.7 percent.
- Set a franchise record with a league-best 84.8 percent touchback percentage in 2017, booming 70-of-83 kickoffs into the endzone.
- Hit a 58-yard field goal in a Wild Card Playoff at New Orleans (1/7/18), setting a franchise record and tied the NFL record for the longest field goal in postseason history.
- In 2013, set a franchise record and tied for the NFL lead for the most made field goals of 50 yards or more with six.
- Set single-season franchise record in 2015 with a career-high 146 points.
- Ranks second in franchise history with 742 points (165 field goals, 247 PATs).



J.J. JANSEN

Ht: 6-2 Wt: 235 Exp: 11
Notre Dame Aqd: TR '09 (GB)
Career GP/GS: (160/0) [7/0]

2018 GAME-BY-GAME

vs DALLAS (9/9/18): Saw action on special teams...Served as the long snapper on punts and placekicks...**at ATLANTA (9/16/18):** Saw action on special teams...Served as the long snapper on punts and placekicks...**vs CINCINNATI (9/23/18):** Served as the long snapper on punts and placekicks...**vs NEW YORK GIANTS (10/7/18):** Served as the long snapper on punts and placekicks...Recorded one special teams tackle...**at WASHINGTON (10/14/18):** Served as the long snapper on punts and placekicks...**at PHILADELPHIA (10/21/18):** Served as the long snapper on punts and placekicks...**vs BALTIMORE (10/28/18):** Served as the long snapper on punts and placekicks...**vs TAMPA BAY (11/4/18):** Served as the long snapper on punts and placekicks...**at PITTSBURGH (11/8/18):** Served as the long snapper on punts and placekicks...**vs SEATTLE (11/25):** Served as the long snapper on punts and placekicks...**at TAMPA BAY (12/2):** Served as the long snapper on punts and placekicks...**at CLEVELAND (12/9):** Served as the long snapper on punts and placekicks...**vs. NEW ORLEANS (12/17):** Served as the long snapper on punts and placekicks...**vs. ATLANTA (12/23):** Served as the long snapper on punts and placekicks...**at NEW ORLEANS (12/30/18):** Served as the long snapper on punts and placekicks.

FRANCHISE RANKINGS

- 160 regular season games played are the most by a long snapper in franchise history and fifth-most among all-time Panthers.

HONORS

- Pro Bowl (2013)



MICHAEL PALARDY

Ht: 5-11 Wt: 200 Exp: 3
Tennessee Aqd: FA '16
Career GP/GS: (39/0) [1/0]

PALARDY CAREER STATISTICS

Year	Team	GP	No	Yds	Avg	Net	TB	In 20	Lg	Blk
2016	Carolina	7	36	1531	42.5	37.9	2	13	56	0
2017	Carolina	16	71	3269	46.0	42.4	4	25	63	0
2018	Carolina	16	61	2759	45.2	41.0	4	24	59	0
Totals		39	168	7559	45.0	41.0	10	62	63	0

SINGLE-GAME CAREER HIGHS

PUNTS	7	2x, last at Atlanta (12/31/17)
PUNTING YARDS	353	at Tampa Bay (10/29/17)
GROSS PUNTING AVERAGE	56.5	at Tampa Bay (12/2/18)
NET PUNTING AVERAGE	55.0	vs. Seattle (11/25/18)
LONG PUNT	63	at New York Jets (11/26/17)
PUNTS INSIDE THE 20	4	at Tampa Bay (10/29/17)

NFL RANKINGS

- Ranked fifth in the NFL in net punting average (42.4) in 2017.

FRANCHISE RANKINGS

- Set franchise record for highest net punting average (42.4) in single season in 2017.
- Tied for third-fewest touchbacks (four) among qualifying punters in 2017.

2018 GAME-BY-GAME

	P/S	NO	YDS	AVG	TB	IN20	LG	BLK	NET
09-09 DALLAS	1/0	6	287	47.8	1	3	52	0	42.3
09-16 at Atlanta	1/0	4	191	47.8	0	2	53	0	47.0
09-23 CINCINNATI	1/0	4	165	41.3	0	3	59	0	39.0
10-07 NEW YORK GIANTS	1/0	3	153	51.0	0	2	55	0	46.0
10-14 at Washington	1/0	3	133	44.3	1	0	53	0	34.3
10-21 at Philadelphia	1/0	5	209	41.8	1	3	54	0	35.0
10-28 BALTIMORE	1/0	3	137	45.7	0	2	51	0	38.0
11-04 TAMPA BAY	1/0	4	200	50.0	0	1	59	0	46.3
11-08 at Pittsburgh	1/0	5	205	41.0	0	2	46	0	39.0
11-18 at Detroit	1/0	5	222	44.4	0	1	52	0	42.4
11-25 SEATTLE	1/0	1	55	55.0	0	1	55	0	55.0
12-2 at Tampa Bay	1/0	2	113	56.5	1	0	59	0	46.5
12-9 at Cleveland	1/0	4	158	39.5	0	2	54	0	34.8
12-17 NEW ORLEANS	1/0	6	239	39.8	0	1	56	0	37.7
12-23 ATLANTA	1/0	3	128	42.7	0	1	56	0	39.7
12-30 at New Orleans	1/0	3	164	54.7	0	0	57	0	48.7
TOTALS	16/0	61	2759	45.2	4	24	59	0	41.0

DEFENSIVE LINE



MARIO ADDISON

Ht: 6-3 Wt: 260 Exp: 8
Troy Aqd: FA '12
Career GP/GS: (111/36) [7/1]



VERNON BUTLER

Ht: 6-4 Wt: 330 Exp: 3
Louisiana Tech Aqd: D1 '16
Career GP/GS: (38/0) [1/0]

ADDISON CAREER STATISTICS

YR	Team	G/GS	TOT	T	A	SACK	YDS	INT	LG	TD	PD	FF	FR	Yds	TD
2011	Chi./Ind	6/0	5	1	4	0.0	0.0	0	0	0	0	0	0	0	0
2012	Ind./Was./Car.	12/1	4	4	0	1.0	5.0	0	0	0	0	1	1	0	0
2013	Carolina	16/2	14	8	6	2.5	20.5	0	0	0	0	1	1	0	0
2014	Carolina	16/0	21	13	8	6.5	59.5	0	0	0	0	1	2	0	0
2015	Carolina	14/0	19	11	8	6.0	27.0	0	0	0	1	0	0	0	0
2016	Carolina	14/1	26	21	5	9.5	49.5	0	0	0	1	2	1	0	0
2017	Carolina	16/16	50	35	15	11.0	70.5	0	0	0	2	0	0	0	0
2018	Carolina	16/16	40	29	11	9.0	30.0	0	0	0	2	0	0	0	0
Total		111/36	179	124	57	45.5	270.0	0	0	0	2	9	5	0	0

SINGLE-GAME CAREER HIGHS

TACKLES 6 vs. New Orleans (9/24/17)
SACKS 3.0 vs. Tampa Bay (11/4/18)
FORCED FUMBLES 1 9x, last vs. Tampa Bay (11/4/18)
FUMBLE RECOVERIES 1 5x, last vs. New Orleans (11/17/16)

FRANCHISE RANKINGS

- Ranks fifth all-time in sacks in franchise history with 45.5 career sacks.

2018 GAME-BY-GAME

	P/S	TOT	SOLO	ASST	SACK	QBP	FR	FF	PD	TD	INT	YDS	TD
09-09 DALLAS	S	4	2	2	1.5	0	0	1	0	0	0	0	0
09-16 at Atlanta	S	5	4	1	0.0	0	0	0	0	0	0	0	0
09-23 CINCINNATI	S	3	2	1	1.0	1	0	0	0	0	0	0	0
10-07 NEW YORK GIANTS	S	1	1	0	0.0	0	0	0	0	0	0	0	0
10-14 at Washington	S	4	4	0	1.0	3	0	0	0	0	0	0	0
10-21 at Philadelphia	S	2	2	0	1.0	0	0	0	0	0	0	0	0
10-28 BALTIMORE	S	0	0	0	0.0	0	0	0	0	0	0	0	0
11-04 TAMPA BAY	S	4	4	0	3.0	1	0	1	0	0	0	0	0
11-08 at Pittsburgh	S	0	0	0	0.0	0	0	0	0	0	0	0	0
11-18 at Detroit	S	5	4	1	0.0	1	0	0	0	0	0	0	0
11-25 SEATTLE	S	4	1	3	0.0	1	0	0	0	0	0	0	0
12-2 at Tampa Bay	S	1	0	1	0.5	0	0	0	0	0	0	0	0
12-9 at Cleveland	S	0	0	0	0.0	2	0	0	0	0	0	0	0
12-17 NEW ORLEANS	S	3	2	1	0.0	1	0	0	0	0	0	0	0
12-23 ATLANTA	S	3	2	1	0.0	1	0	0	0	0	0	0	0
12-30 at New Orleans	S	1	1	0	1.0	3	0	0	0	0	0	0	0
TOTALS		16/16	40	29	11	9.0	14	0	2	0	0	0	0

2018 NOTES

vs DALLAS (9/9): Recorded a strip-sack on Dallas' final offensive play of the game, knocking the ball out of quarterback Dak Prescott's hands.
vs CINCINNATI (9/23): Key contributor on a defensive line that held Cincinnati to 66 rushing yards and forced four interceptions.
vs TAMPA BAY (11/4): Set a career high with 3.0 sacks in a single game.
at NEW ORLEANS (12/30): Tallied his ninth sack, finishing season as team leader in sacks for third-straight year.

BUTLER CAREER STATISTICS

YR	Team	G/GS	TOT	T	A	SACK	YDS	INT	LG	TD	PD	FF	FR	Yds	TD
2016	Carolina	10/0	11	8	3	1.5	11.0	0	0	0	2	0	1	0	0
2017	Carolina	14/0	14	10	4	0.0	0.0	0	0	0	1	0	0	0	0
2018	Carolina	14/0	21	10	11	0.5	0.0	0	0	0	0	0	1	0	0
Total		38/0	46	28	18	2.0	11.0	0	0	0	3	0	2	0	0

SINGLE-GAME CAREER HIGHS


TACKLES 3 3x, last vs. Tampa Bay (11/4/18)
SACKS 1.0 at Denver (9/8/16)
PASSES DEFENSED 1 3x, last at New York Jets (11/26/17)
FUMBLE RECOVERIES 1 2x, last vs Baltimore (10/28/18)

FRANCHISE RANKINGS

- Blocked two field goals in 2016, tying defensive end Julius Peppers for the most blocked field goals in a single season in team history.

2018 GAME-BY-GAME

	P/S	TOT	SOLO	ASST	SACK	QBP	FR	FF	PD	TD	INT	YDS	TD
09-09 DALLAS	P	2	1	1	0.0	0	0	0	0	0	0	0	0
09-16 at Atlanta	P	1	1	0	0.0	0	0	0	0	0	0	0	0
09-23 CINCINNATI	P	1	0	1	0.0	1	0	0	0	0	0	0	0
10-07 NEW YORK GIANTS	P	2	1	1	0.0	0	0	0	0	0	0	0	0
10-14 at Washington	P	0	0	0	0.0	4	0	0	0	0	0	0	0
10-21 at Philadelphia	P	3	0	3	0.0	0	0	0	0	0	0	0	0
10-28 BALTIMORE	P	2	2	0	0.0	0	1	0	0	0	0	0	0
11-04 TAMPA BAY	P	1	1	0	0.0	4	0	0	0	0	0	0	0
11-08 at Pittsburgh	P	3	2	1	0.0	0	0	0	0	0	0	0	0
11-18 at Detroit	P	1	0	1	0.0	0	0	0	0	0	0	0	0
11-25 SEATTLE	P	2	1	1	0.0	0	0	0	0	0	0	0	0
12-2 at Tampa Bay													
12-9 at Cleveland													
12-17 NEW ORLEANS	P	1	0	1	0.5	0	0	0	0	0	0	0	0
12-23 ATLANTA	P	1	0	1	0.0	0	0	0	0	0	0	0	0
12-30 at New Orleans	P	1	1	0	0.0	1	0	0	0	0	0	0	0
TOTALS		14/0	21	10	11	0.5	10	1	0	0	0	0	0



BRYAN COX JR.

Ht: 6-3 Wt: 270 Exp: 2
Florida Aqd: FA '17
Career GP/GS: (18/0) [1/0]

COX JR. CAREER STATISTICS

YR	Team	G/GS	TOT	T	A	SACK	YDS	INT	LG	TD	PD	FF	FR	Yds
2017	Carolina	7/0	5	4	1	0.0	0.0	0	0	0	0	0	1	15
2018	Carolina	11/0	10	6	4	0.0	0.0	0	0	0	0	0	0	0
Total		18/0	15	10	5	0.0	0.0	0	0	0	0	0	1	15

SINGLE-GAME CAREER HIGHS

TACKLES 4 at Detroit (11/18/18)
FUMBLE RECOVERIES 1 vs. Tampa Bay (12/24/17)

2018 GAME-BY-GAME

	P/S	TOT	SOLO	ASST	SACK	QBP	FR	FF	PD	TD	INT	YDS	TD
09-09 DALLAS	P	2	1	1	0.0	1	0	0	0	0	0	0	0
09-16 at Atlanta					INACTIVE								
09-23 CINCINNATI	P	1	1	0	0.0	0	0	0	0	0	0	0	0
10-07 NEW YORK GIANTS					INACTIVE								
10-14 at Washington					INACTIVE								
10-21 at Philadelphia					INACTIVE								
10-28 BALTIMORE	P	0	0	0	0.0	0	0	0	0	0	0	0	0
11-04 TAMPA BAY	P	0	0	0	0.0	0	0	0	0	0	0	0	0
11-08 at Pittsburgh					INACTIVE								
11-18 at Detroit	P	4	2	2	0.0	0	0	0	0	0	0	0	0
11-25 SEATTLE	P	1	0	1	0.0	1	0	0	0	0	0	0	0
12-2 at Tampa Bay	P	1	1	0	0.0	0	0	0	0	0	0	0	0
12-9 at Cleveland	P	0	0	0	0.0	0	0	0	0	0	0	0	0
12-17 NEW ORLEANS	P	1	1	0	0.0	0	0	0	0	0	0	0	0
12-23 ATLANTA	P	0	0	0	0.0	1	0	0	0	0	0	0	0
12-30 at New Orleans	P	0	0	0	0.0	0	0	0	0	0	0	0	0
TOTALS		11/0	10	6	4	0.0	3	0	0	0	0	0	0



MARQUIS HAYNES

Ht: 6-2 Wt: 235 Exp: R
Mississippi Aqd: D4b '18
Career GP/GS: (4/0) [0/0]

HAYNES CAREER STATISTICS

YR	Team	G/GS	TOT	T	A	SACK	YDS	INT	LG	TD	PD	FF	FR	Yds
2018	Carolina	4/0	1	1	0	0.0	0.0	0	0	0	0	0	0	0
Total		4/0	1	1	0	0.0	0.0	0	0	0	0	0	0	0

SINGLE-GAME CAREER HIGHS

TACKLES 1 at Detroit (11/18/18)

2018 GAME-BY-GAME

	P/S	TOT	SOLO	ASST	SACK	QBP	FR	FF	PD	TD	INT	YDS	TD
09-09 DALLAS					INACTIVE								
09-16 at Atlanta	P	0	0	0	0.0	0	0	0	0	0	0	0	0
09-23 CINCINNATI					INACTIVE								
10-07 NEW YORK GIANTS					INACTIVE								
10-14 at Washington					INACTIVE								
10-21 at Philadelphia					INACTIVE								
10-28 BALTIMORE					INACTIVE								
11-04 TAMPA BAY					INACTIVE								
11-08 at Pittsburgh					INACTIVE								
11-18 at Detroit	P	1	1	0	0.0	0	0	0	0	0	0	0	0
11-25 SEATTLE	P	0	0	0	0.0	0	0	0	0	0	0	0	0
12-2 at Tampa Bay					INACTIVE								
12-9 at Cleveland					INACTIVE								
12-17 NEW ORLEANS					INACTIVE								
12-23 ATLANTA					INACTIVE								
12-30 at New Orleans	P	0	0	0	0.0	0	0	0	0	0	0	0	0
TOTALS		4/0	1	1	0	0.0	0	0	0	0	0	0	0



WES HORTON

Ht: 6-5 Wt: 265 Exp: 6
Southern California Aqd: FA '16
Career GP/GS: (77/38) [3/2]

HORTON CAREER STATISTICS

YR	Team	G/GS	TOT	T	A	SACK	YDS	INT	LG	TD	PD	FF	FR	Yds
2013	Carolina	10/0	8	7	1	2.0	9.0	0	0	0	0	0	0	0
2014	Carolina	16/15	26	17	9	3.0	17.0	0	0	0	1	1	0	0
2015	Carolina	8/2	8	6	2	1.0	3.0	0	0	0	0	0	0	0
2016	Carolina	11/10	13	8	5	2.5	11.5	0	0	0	0	2	2	4
2017	Carolina	16/0	17	13	4	5.5	35.5	0	0	0	0	3	0	0
2018	Carolina	16/8	22	14	8	1.5	5.5	0	0	0	0	0	0	0
Total		77/38	94	65	29	15.5	81.5	0	0	0	1	6	2	4

SINGLE-GAME CAREER HIGHS

TACKLES 4 3x, last at New York Jets (11/26/17)
SACKS 2.0 vs. Tampa Bay (12/1/13)
FORCED FUMBLES 1 6x, last vs. Tampa Bay (12/24/17)

2018 GAME-BY-GAME

	P/S	TOT	SOLO	ASST	SACK	QBP	FR	FF	PD	TD	INT	YDS	TD
09-09 DALLAS	S	3	2	1	1.5	1	0	0	0	0	0	0	0
09-16 at Atlanta	S	2	2	0	0.0	0	0	0	0	0	0	0	0
09-23 CINCINNATI	S	0	0	0	0.0	0	0	0	0	0	0	0	0
10-07 NEW YORK GIANTS	P	0	0	0	0.0	1	0	0	0	0	0	0	0
10-14 at Washington	P	3	2	1	0.0	2	0	0	0	0	0	0	0
10-21 at Philadelphia	P	4	3	1	0.0	0	0	0	0	0	0	0	0
10-28 BALTIMORE	P	2	2	0	0.0	0	0	0	0	0	0	0	0
11-04 TAMPA BAY	P	0	0	0	0.0	0	0	0	0	0	0	0	0
11-08 at Pittsburgh	P	0	0	0	0.0	0	0	0	0	0	0	0	0
11-18 at Detroit	P	0	0	0	0.0	0	0	0	0	0	0	0	0
11-25 SEATTLE	P	1	1	0	0.0	0	0	0	0	0	0	0	0
12-2 at Tampa Bay	S	1	0	1	0.0	0	0	0	0	0	0	0	0
12-9 at Cleveland	S	1	0	1	0.0	0	0	0	0	0	0	0	0
12-17 NEW ORLEANS	S	3	1	2	0.0	0	0	0	0	0	0	0	0
12-23 ATLANTA	S	2	1	1	0.0	1	0	0	0	0	0	0	0
12-30 at New Orleans	S	0	0	0	0.0	0	0	0	0	0	0	0	0
TOTALS		16/8	22	14	8	1.5	5	0	0	0	0	0	0



KYLE LOVE

Ht: 6-1 Wt: 310 Exp: 7
Mississippi State Aqd: FA '16
Career GP/GS: (100/30) [11/4]



EFE OBADA

Ht: 6-6 Wt: 265 Exp: 1
no college Aqd: FA '17
Career GP/GS: (10/0) [0/0]

LOVE CAREER STATISTICS

YR	Team	G/GS	TOT	T	A	SACK	YDS	INT	LG	TD	PD	FF	FR	Yds
2010	N.E.	9/1	7	5	2	1.0	4.0	0	0	0	1	0	0	0
2011	N.E.	16/13	33	20	13	3.0	14.0	0	0	0	0	0	1	0
2012	N.E.	16/11	25	11	14	1.5	4.0	0	0	0	0	0	0	0
2013	K.C./Jac.	2/0	4	1	3	0.0	0.0	0	0	0	0	0	0	0
2014	Carolina	0/0	0	0	0	0.0	0.0	0	0	0	0	0	0	0
2015	Carolina	15/2	19	13	6	3.0	23.0	0	0	0	0	0	1	0
2016	Carolina	10/1	19	11	8	1.5	11.0	0	0	0	0	1	1	0
2017	Carolina	16/0	16	10	6	3.5	26.5	0	0	0	0	0	0	0
2018	Carolina	16/2	23	16	7	1.5	8.5	0	0	1	3	2	0	0
Total		100/30	146	87	59	15.0	91.0	0	0	0	2	4	5	0

SINGLE-GAME CAREER HIGHS

TACKLES 4 8x, last at Tampa Bay (1/1/17)
SACKS 1.0 11x, last vs. Minnesota (12/10/17)
FUMBLE RECOVERIES 1 4x, last vs. Atlanta (12/23/18)
FORCED FUMBLES 1 3x, last vs. Atlanta (12/23/18)

2018 GAME-BY-GAME

	P/S	TOT	SOLO	ASST	SACK	QBP	FR	FF	PD	TD	INT	YDS	TD
09-09 DALLAS	P	3	3	0	0.0	0	0	0	0	0	0	0	0
09-16 at Atlanta	P	1	1	0	0.0	0	0	0	0	0	0	0	0
09-23 CINCINNATI	P	1	0	1	0.0	0	0	0	0	0	0	0	0
10-07 NEW YORK GIANTS	P	0	0	0	0.0	0	0	0	1	0	0	0	0
10-14 at Washington	P	0	0	0	0.0	5	0	0	0	0	0	0	0
10-21 at Philadelphia	P	3	3	0	0.0	2	1	1	0	0	0	0	0
10-28 BALTIMORE	P	3	3	0	0.0	2	0	1	0	0	0	0	0
11-04 TAMPA BAY	P	2	1	1	0.0	1	0	0	0	0	0	0	0
11-08 at Pittsburgh	P	0	0	0	0.0	0	0	0	0	0	0	0	0
11-18 at Detroit	P	0	0	0	0.0	0	0	0	0	0	0	0	0
11-25 SEATTLE	P	2	1	1	0.0	1	0	0	0	0	0	0	0
12-2 at Tampa Bay	P	4	1	3	0.5	0	0	0	0	0	0	0	0
12-9 at Cleveland	P	1	1	0	0.0	0	0	0	0	0	0	0	0
12-17 NEW ORLEANS	P	0	0	0	0.0	1	0	0	0	0	0	0	0
12-23 ATLANTA	S	2	1	1	1.0	0	1	1	0	0	0	0	0
12-30 at New Orleans	S	1	1	0	0.0	0	0	0	0	0	0	0	0
TOTALS		16/2	23	16	7	1.5	12	2	3	1	0	0	0

2018 NOTES

at PHILADELPHIA (10/21): Tallied three tackles, two quarterback pressures, one forced fumble and one fumble recovery as a reserve defensive tackle.

vs BALTIMORE (10/28): Recorded three tackles, two quarterback pressures and one forced fumble.

vs ATLANTA (12/23): Made first start of season and recorded a strip-sack and recovered the fumble.

OBADA CAREER STATISTICS

YR	Team	G/GS	TOT	T	A	SACK	YDS	INT	LG	TD	PD	FF	FR	Yds
2018	Carolina	10/0	8	6	2	2.0	18.0	1	0	0	3	0	0	0
Total		10/0	8	6	2	2.0	18.0	1	0	0	3	0	0	0

SINGLE-GAME CAREER HIGHS

TACKLES 2 vs. Cincinnati (9/23/18)
SACKS 1.0 2x, last at Tampa Bay (12/2/18)
INTERCEPTIONS 1 vs. Cincinnati (9/23/18)

HONORS


- NFC Defensive Player of the Week (2018, Week 3)

2018 GAME-BY-GAME

	P/S	TOT	SOLO	ASST	SACK	QBP	FR	FF	PD	TD	INT	YDS	TD
09-09 DALLAS													
09-16 at Atlanta													
09-23 CINCINNATI	P	2	2	0	1.0	1	0	0	1	0	1	0	0
10-07 NEW YORK GIANTS	P	0	0	0	0.0	0	0	0	1	0	0	0	0
10-14 at Washington	P	1	1	0	0.0	1	0	0	0	0	0	0	0
10-21 at Philadelphia	P	0	0	0	0.0	1	0	0	0	0	0	0	0
10-28 BALTIMORE	P	1	0	1	0.0	1	0	0	0	0	0	0	0
11-04 TAMPA BAY	P	0	0	0	0.0	0	0	0	0	0	0	0	0
11-08 at Pittsburgh	P	1	1	0	0.0	0	0	0	0	0	0	0	0
11-18 at Detroit													
11-25 SEATTLE													
12-2 at Tampa Bay	P	2	2	0	1.0	2	0	0	1	0	0	0	0
12-9 at Cleveland	P	1	0	1	0.0	0	0	0	0	0	0	0	0
12-17 NEW ORLEANS													
12-23 ATLANTA	P	0	0	0	0.0	0	0	0	0	0	0	0	0
12-30 at New Orleans													
TOTALS	10/0	8	6	2	2.0	6	0	0	3	0	1	0	0

2018 NOTES

vs CINCINNATI (9/23): Made NFL debut and earned NFC Defensive Player of the Week honors...Recorded one interception, one sack, one pass defense and two tackles.



JULIUS PEPPERS

Ht: 6-7 Wt: 295 Exp: 17
North Carolina Aqd: UFA '17 (GB)
Career GP/GS: (266/240) [18/18]

2018 GAME-BY-GAME

	P/S	TOT	SOLO	ASST	SACK	QB	FR	FF	PD	TD	INT	YDS	TD
09-09 DALLAS	P	2	2	0	0.0	1	0	0	0	0	0	0	0
09-16 at Atlanta	P	1	1	0	0.0	0	0	0	0	0	0	0	0
09-23 CINCINNATI	P	0	0	0	0.0	0	0	0	1	0	0	0	0
10-07 NEW YORK GIANTS	S	4	4	0	0.0	0	0	0	0	0	0	0	0
10-14 at Washington	S	3	2	1	1.0	0	0	1	0	0	0	0	0
10-21 at Philadelphia	S	1	1	0	1.0	1	0	1	0	0	0	0	0
10-28 BALTIMORE	S	1	1	0	0.0	3	0	0	0	0	0	0	0
11-04 TAMPA BAY	S	0	0	0	0.0	1	0	0	3	0	0	0	0
11-08 at Pittsburgh	S	1	1	0	1.0	0	0	0	1	0	0	0	0
11-18 at Detroit	S	3	1	2	1.0	0	0	0	0	0	0	0	0
11-25 SEATTLE	S	0	0	0	0.0	2	0	0	0	0	0	0	0
12-2 at Tampa Bay	P	3	1	2	0.0	0	0	0	0	0	0	0	0
12-9 at Cleveland	P	0	0	0	0.0	0	0	0	0	0	0	0	0
12-17 NEW ORLEANS	P	1	0	1	0.0	1	0	0	1	0	0	0	0
12-23 ATLANTA	P	2	1	1	0.0	0	1	0	0	0	0	0	0
12-30 at New Orleans	P	5	4	1	1.0	0	0	0	1	0	0	0	0
TOTALS	16/8	27	19	8	5.0	9	1	2	7	0	0	0	0

2018 NOTES

at WASHINGTON (10/14): Started at defensive end and recorded three tackles, one sack and one forced fumble.

at PHILADELPHIA (10/21): Tallied one tackle, one sack and one forced fumble...Recorded a strip-sack of Eagles quarterback Carson Wentz on Philadelphia's final offensive play of the game.

at PITTSBURGH (11/8): Started and recorded one tackle, one sack and one pass defended.

at NEW ORLEANS (12/30): Posted season-high five tackles with one sack and one pass deflection...Brought career sack total to 159.5, a half-sack behind Kevin Greene for third all-time.

NFL RANKINGS

- Ranks fourth in NFL history with 159.5 career sacks.
- Only player in NFL history with 150+ sacks and 10+ interceptions.
- 21 career opponent fumble recoveries, second-most since 2000.
- 51 career forced fumbles, second-most in the NFL since 2000.
- 11 career interceptions, second all-time for defensive ends.
- Produced 10 seasons with double-digit sacks which ranks fourth all-time in NFL history.
- Six career defensive touchdowns (4 INT, 2 FR) which ties for first in the NFL among active defensive linemen and linebackers.
- Played in 266 career games, sixth all-time among defensive players.
- Named to nine Pro Bowls, tied for sixth-most among all active players in 2018.

PEPPERS CAREER STATISTICS

YR	Team	G/GS	TOT	T	A	SACK	YDS	INT	LG	TD	PD	FF	FR	YDS
2002	Carolina	12/12	54	37	17	12.0	78	1	21	0	4	5	0	0
2003	Carolina	16/16	65	48	17	7.0	39	0	0	0	6	3	0	0
2004	Carolina	16/16	85	63	22	11.0	71	2	97	1	6	4	1	60
2005	Carolina	16/16	70	46	24	10.5	61.5	0	0	0	4	2	1	10
2006	Carolina	16/16	75	61	14	13.0	89	0	0	0	6	3	2	0
2007	Carolina	14/14	55	37	18	2.5	22.5	1	0	0	3	3	2	0
2008	Carolina	16/16	63	41	22	14.5	82.5	0	0	0	7	5	0	0
2009	Carolina	16/14	56	35	21	10.5	52.5	2	13t	1	4	5	1	0
2010	Chicago	16/16	64	47	17	8.0	54	2	1	0	7	3	0	0
2011	Chicago	16/16	43	31	12	11.0	60	0	0	0	1	3	2	0
2012	Chicago	16/14	43	33	10	11.5	73.5	0	0	0	0	1	4	6
2013	Chicago	16/16	47	35	12	7.0	44	1	14	0	4	2	1	42
2014	Green Bay	16/16	45	33	12	7.0	41.5	2	52t	2	11	4	3	2
2015	Green Bay	16/16	42	31	11	10.5	57	0	0	0	0	2	0	0
2016	Green Bay	16/11	30	22	8	7.5	47.5	0	0	0	3	2	1	0
2017	Carolina	16/5	33	27	6	11.0	61.0	0	0	0	0	2	2	0
2018	Carolina	16/8	27	19	8	5.0	47.5	0	0	0	7	2	1	0
Total			266/240	897	646	251	159.5	959.5	11	97	4	72	51	120

SINGLE-GAME CAREER HIGHS

TACKLES	12	vs. Baltimore (11/17/13)
SACKS	3.0	9x, last at Arizona (12/23/12)
INTERCEPTIONS	1	11x, last vs. Philadelphia (11/16/14)
FORCED FUMBLES	2	2x, last at Oakland (11/9/08)
FUMBLE RECOVERIES	2	vs. Tampa Bay (12/24/17)

FRANCHISE RANKINGS


- All-time leader in sacks (97.0).
- All-time leader in forced fumbles (34).
- All-time leader in blocked field goals (8).
- Second in franchise history in opponent fumble recoveries (10).
- Tied for third all-time in defensive touchdowns (3 total: 2 INT, 1 FR).
- Posted the second-most interception return yards for one season (143) in 2004.
- Holds record for longest interception return in a game in franchise history with a 97-yard return at Denver (10/10/04).

FRANCHISE POSTSEASON RANKINGS

- Tied for most career postseason starts (nine) in franchise history, and tied for third in most career postseason games (nine) played.

HONORS

- 9x Pro Bowl (2015, 2012, 2011, 2010, 2009, 2008, 2006, 2005, 2004)
- 3x AP First Team All-Pro (2010, 2006, 2004)
- AP Second Team All-Pro (2009)
- NFL Defensive Player of the Year (2002)
- NFL All-Decade Team (2000s)
- 4x NFC Defensive Player of the Month
- 5x NFC Defensive Player of the Week
- 2018 NFL Walter Payton Man of the Year Nominee



DONTARI POE

Ht: 6-3 Wt: 346 Exp: 7
Memphis Aqd: UFA '18 (Atl)
Career GP/GS: (110/108) [6/6]

POE CAREER STATISTICS

Year	Team	GP/GS	Tot	T	A	Sack	Yds	INT	Lg	TD	PD	FF	FR	Yds	TD
2012	Kansas City	16/16	38	28	10	0.0	0.0	0	0	0	4	0	0	0	0
2013	Kansas City	15/15	51	43	8	4.5	30.5	0	0	0	4	0	0	0	0
2014	Kansas City	16/16	45	37	8	6.0	30.5	0	0	0	1	0	0	0	0
2015	Kansas City	15/13	39	29	10	1.0	2.0	0	0	0	0	1	1	0	0
2016	Kansas City	16/16	27	18	9	1.5	2.5	0	0	0	3	1	0	0	0
2017	Atlanta	16/16	39	23	16	2.5	17.5	0	0	0	2	0	0	0	0
2018	Carolina	16/16	32	14	18	1.0	6.0	0	0	0	0	0	0	0	0
Totals		110/108	271	192	79	16.5	89.0	0	0	0	14	2	1	0	0

SINGLE-GAME CAREER HIGHS

TACKLES	9	at Buffalo (11/3/13)
SACKS	2.0	vs. Dallas (9/15/13)
PASSES DEFENSED	2	vs. Miami (12/15/17)
FORCED FUMBLES	1	2x, last vs. Tennessee (12/18/16)
FUMBLE RECOVERIES	1	2x, last vs. Houston (1/9/15)

HONORS

- 2x Pro Bowl (2014, 2013)
- AP Second Team All-Pro (2013)

2018 GAME-BY-GAME

	P/S	TOT	SOLO	ASST	SACK	QBP	FR	FF	PD	TD	INT	YDS	TD
09-09 DALLAS	S	1	0	1	0.0	0	0	0	0	0	0	0	0
09-16 at Atlanta	S	1	1	0	0.0	0	0	0	0	0	0	0	0
09-23 CINCINNATI	S	4	1	3	0.0	0	0	0	0	0	0	0	0
10-07 NEW YORK GIANTS	S	3	1	2	0.0	0	0	0	0	0	0	0	0
10-14 at Washington	S	1	1	0	0.0	1	0	0	0	0	0	0	0
10-21 at Philadelphia	S	1	0	1	0.0	0	0	0	0	0	0	0	0
10-28 BALTIMORE	S	1	0	1	0.0	3	0	0	0	0	0	0	0
11-04 TAMPA BAY	S	2	0	2	0.0	3	0	0	0	0	0	0	0
11-08 at Pittsburgh	S	4	3	1	0.0	0	0	0	0	0	0	0	0
11-18 at Detroit	S	1	0	1	0.0	0	0	0	0	0	0	0	0
11-25 SEATTLE	S	2	1	1	0.0	0	0	0	0	0	0	0	0
12-2 at Tampa Bay	S	6	5	1	1.0	0	0	0	0	0	0	0	0
12-9 at Cleveland	S	3	1	2	0.0	0	0	0	0	0	0	0	0
12-17 NEW ORLEANS	S	0	0	0	0.0	1	0	0	0	0	0	0	0
12-23 ATLANTA	S	1	0	1	0.0	0	0	0	0	0	0	0	0
12-30 at New Orleans	S	1	0	1	0.0	0	0	0	0	0	0	0	0
TOTALS		16/16	32	14	18	1.0	8	0	0	0	0	0	0



KAWANN SHORT

Ht: 6-3 Wt: 315 Exp: 6
Purdue Aqd: D2 '13
Career GP/GS: (94/91) [7/6]

SHORT CAREER STATISTICS

YR	Team	G/GS	TOT	T	A	SACK	YDS	INT	LG	TD	PD	FF	FR	YDS
2013	Carolina	16/0	33	21	12	1.5	9.0	0	0	0	0	1	1	0
2014	Carolina	16/9	38	28	10	3.5	19.5	0	0	0	3	1	2	0
2015	Carolina	16/16	51	40	11	11.0	91.0	0	0	0	6	3	2	0
2016	Carolina	16/16	54	41	13	6.0	31.0	0	0	0	4	1	0	0
2017	Carolina	16/16	53	40	13	7.5	35.5	0	0	0	1	2	1	0
2018	Carolina	14/14	50	38	12	3.0	20.0	0	0	0	0	1	0	0
Totals		94/91	279	208	71	32.5	206.0	0	0	0	14	9	6	0

SINGLE-GAME CAREER HIGHS

TACKLES	7	2x, last at Atlanta (12/27/15)
SACKS	3.0	vs. Philadelphia (10/25/15)
FORCED FUMBLES	2	vs. Atlanta (12/13/15)
FUMBLE RECOVERIES	1	6x, last vs. Philadelphia (10/12/17)

HONORS

- 2x Pro Bowl (2018, 2015)
- AP All-Pro Second Team (2015)
- PFWA All-NFC (2015)
- NFC Defensive Player of the Month (2015 - October, December)
- NFC Defensive Player of the Week (2015 - Week 6)
- PFWA All-Rookie (2013)

NFL RANKINGS

- Recorded 11.0 sacks in 2015, tied for the NFL lead among defensive tackles...Had four games with two or more sacks in 2015, second-most in the NFL.
- Since the start of 2015, has 27.5 sacks, tied for the third-most in the NFL by a defensive tackle in that span.

FRANCHISE RANKINGS

- Led the Panthers with a career-high 11.0 sacks in 2015, most by a defensive tackle in team history.
- Named NFC Defensive Player of the Month for October and December to become the first player in franchise history to win multiple Player of the Month Awards in a single season.
- Became first defensive tackle in team history to be named Defensive Player of the Month (October, December)...Became first defensive tackle in team history to be named Player of the Week (Week 6).

2018 GAME-BY-GAME

	P/S	TOT	SOLO	ASST	SACK	QBP	FR	FF	PD	TD	INT	YDS	TD
09-09 DALLAS	S	2	2	0	2.0	0	0	0	0	0	0	0	0
09-16 at Atlanta	S	4	2	2	0.0	0	0	1	0	0	0	0	0
09-23 CINCINNATI	S	4	3	1	0.0	0	0	0	0	0	0	0	0
10-07 NEW YORK GIANTS	S	2	1	1	0.0	0	0	0	0	0	0	0	0
10-14 at Washington	S	3	1	2	0.0	4	0	0	0	0	0	0	0
10-21 at Philadelphia	S	6	4	2	0.0	0	0	0	0	0	0	0	0
10-28 BALTIMORE	S	1	1	0	0.0	4	0	0	0	0	0	0	0
11-04 TAMPA BAY	S	6	4	2	0.0	2	0	0	0	0	0	0	0
11-08 at Pittsburgh	S	3	2	1	0.0	1	0	0	0	0	0	0	0
11-18 at Detroit	S	3	2	1	0.0	2	0	0	0	0	0	0	0
11-25 SEATTLE	S	6	6	0	0.0	3	0	0	0	0	0	0	0
12-2 at Tampa Bay	S	5	5	0	1.0	0	0	0	0	0	0	0	0
12-9 at Cleveland	S	1	1	0	0.0	3	0	0	0	0	0	0	0
12-17 NEW ORLEANS	S	4	4	0	0.0	3	0	0	0	0	0	0	0
12-23 ATLANTA					INACTIVE								
12-30 at New Orleans					INACTIVE								
TOTALS		14/14	50	38	12	3.0	22	0	1	0	0	0	0

LINEBACKERS



JERMAINE CARTER JR.

Ht: 6-1 Wt: 225 Exp: R
Maryland Aqd: D5 '18
Career GP/GS: (16/1) [0/0]

CARTER CAREER STATISTICS

Year	Team	GP/GS	Tot	T	A	Sack	Yds	INT	Yds	Lg	TD	PD	FF	FR	Yds
2018	Carolina	16/1	12	6	6	0.0	0.0	0	0	0	0	0	0	0	0
Totals		16/1	12	6	6	0.0	0.0	0	0	0	0	0	0	0	0

SINGLE-GAME CAREER HIGHS

TACKLES 6 at New Orleans (12/30/18)

2018 GAME-BY-GAME

	P/S	TOT	SOLO	ASST	SACK	QBP	FR	FF	PD	TD	INT	YDS	TD
09-09 DALLAS	P	0	0	0	0.0	0	0	0	0	0	0	0	0
09-16 at Atlanta	P	0	0	0	0.0	0	0	0	0	0	0	0	0
09-23 CINCINNATI	P	0	0	0	0.0	0	0	0	0	0	0	0	0
10-07 NEW YORK GIANTS	P	1	1	0	0.0	1	0	0	0	0	0	0	0
10-14 at Washington	P	0	0	0	0.0	0	0	0	0	0	0	0	0
10-21 at Philadelphia	P	0	0	0	0.0	0	0	0	0	0	0	0	0
10-28 BALTIMORE	P	1	1	0	0.0	0	0	0	0	0	0	0	0
11-04 TAMPA BAY	P	0	0	0	0.0	0	0	0	0	0	0	0	0
11-08 at Pittsburgh	P	2	0	2	0.0	0	0	0	0	0	0	0	0
11-18 at Detroit	P	0	0	0	0.0	0	0	0	0	0	0	0	0
11-25 SEATTLE	P	0	0	0	0.0	0	0	0	0	0	0	0	0
12-2 at Tampa Bay	P	0	0	0	0.0	0	0	0	0	0	0	0	0
12-9 at Cleveland	P	0	0	0	0.0	0	0	0	0	0	0	0	0
12-17 NEW ORLEANS	P	0	0	0	0.0	0	0	0	0	0	0	0	0
12-23 ATLANTA	S	2	1	1	0.0	0	0	0	0	0	0	0	0
12-30 at New Orleans	P	6	3	3	0.0	0	0	0	0	0	0	0	0
TOTALS		16/1	12	6	6	0.0	1	0	0	0	0	0	0



THOMAS DAVIS

Ht: 6-1 Wt: 235 Exp: 13
Georgia Aqd: D1 '05
Career GP/GS: (176/158) [11/8]

DAVIS CAREER STATISTICS

Year	Team	GP/GS	Tot	T	A	Sack	Yds	INT	Yds	Lg	TD	PD	FF	FR	Yds
2005	Carolina	16/1	28	18	10	1.5	13.0	0	0	0	0	0	1	0	0
2006	Carolina	14/14	96	73	23	1.5	10.0	0	0	0	0	4	1	0	0
2007	Carolina	16/16	85	68	17	3.0	22.0	1	0	0	0	6	2	1	0
2008	Carolina	16/16	136	94	42	3.5	24.5	0	0	0	0	5	2	1	0
2009	Carolina	7/7	71	53	18	1.5	15.0	2	24	24	0	3	0	0	0
2010	Carolina		PHYSICALLY UNABLE TO PERFORM/RIGHT KNEE												
2011	Carolina	2/2	17	8	9	0.0	0.0	0	0	0	0	0	0	1	0
2012	Carolina	15/12	118	85	33	0.0	0.0	1	0	0	0	2	2	1	0
2013	Carolina	16/16	151	111	40	4.0	36.0	2	-2	0	0	8	1	0	0
2014	Carolina	15/15	129	92	37	2.5	12.5	0	0	0	0	6	2	1	33
2015	Carolina	16/16	123	92	31	5.5	44.0	4	22	22	0	7	4	2	0
2016	Carolina	16/16	132	92	40	2.5	16.5	3	35	31	1	2	1	2	46
2017	Carolina	15/15	88	66	23	2.5	17.5	0	0	0	0	0	0	1	0
2018	Carolina	12/11	84	49	35	0.0	0.0	0	0	0	0	6	0	2	0
Total		176/158	1258	893	358	28.0	206.5	13	79	31	1	49	16	12	79

SINGLE-GAME CAREER HIGHS

TACKLES 18 2x, last vs. Tampa Bay (11/18/12)
SACKS 2.0 at Minnesota (10/13/13)
INTERCEPTIONS 1 13x, last at Oakland (11/27/16)
FORCED FUMBLES 1 16x, last at Los Angeles Rams (11/6/15)
FUMBLE RECOVERIES 2 at Cleveland (12/9/18)

NFL RANKINGS

- Ranks third among active NFL defenders with 1,077 career tackles (according to press box statistics).
- Since 2012, Thomas Davis has tallied 10 interceptions, tied for second-most among NFL linebackers during that time behind only teammate Luke Kuechly (16).

FRANCHISE RANKINGS


- Ranks first in franchise history with 1,258 tackles.
- 176 regular season games played are the most by a linebacker in franchise history and third-most among all-time Panthers.
- 158 regular season games started are the third-most in team history.
- Carolina's all-time leader in playoff experience, playing in 11 career postseason contests.

HONORS

- 3x Pro Bowl (2017, 2016, 2015)
- AP All-Pro First Team (2015)
- PFWA All-NFC Team (2015)
- Walter Payton NFL Man of the Year (2014)
- NFC Defensive Player of the Month (2013, November)
- NFC Defensive Player of the Week (2013, Week 6)


2018 GAME-BY-GAME

	P/S	TOT	SOLO	ASST	SACK	QBP	FR	FF	PD	TD	INT	YDS	TD
09-09 DALLAS													
09-16 at Atlanta													
09-23 CINCINNATI													
10-07 NEW YORK GIANTS													
10-14 at Washington	S	6	4	2	0.0	2	0	0	2	0	0	0	0
10-21 at Philadelphia	S	7	6	1	0.0	1	0	0	0	0	0	0	0
10-28 BALTIMORE	S	4	1	3	0.0	1	0	0	1	0	0	0	0
11-04 TAMPA BAY	S	8	2	6	0.0	3	0	0	1	0	0	0	0
11-08 at Pittsburgh	S	7	3	4	0.0	0	0	0	0	0	0	0	0
11-18 at Detroit	S	7	5	2	0.0	1	0	0	0	0	0	0	0
11-25 SEATTLE	S	7	4	3	0.0	0	0	0	1	0	0	0	0
12-2 at Tampa Bay	S	8	4	4	0.0	2	0	0	0	0	0	0	0
12-9 at Cleveland	S	6	4	2	0.0	1	2	0	0	0	0	0	0
12-17 NEW ORLEANS	S	13	9	4	0.0	1	0	0	1	0	0	0	0
12-23 ATLANTA	P	6	4	2	0.0	0	0	0	0	0	0	0	0
12-30 at New Orleans	S	5	3	2	0.0	0	0	0	0	0	0	0	0
TOTALS		12/11	84	49	35	0.0	12	2	0	6	0	0	0



BEN JACOBS

Ht: 6-4 Wt: 240 Exp: 4
Fresno State Aqd: FA '16
Career GP/GS: (73/0) [6/0]



LUKE KUECHLY

Ht: 6-3 Wt: 238 Exp: 7
Boston College Aqd: D1 '12
Career GP/GS: (102/102) [7/7]

JACOBS CAREER STATISTICS

Year	Team	GP/GS	Tot	T	A	Sack	Yds	INT	Yds	Lg	TD	PD	FF	FR	Yds
2011	Cleveland	5/0	0	0	0	0.0	0.0	0	0	0	0	0	0	0	0
2013	Carolina	0/0	0	0	0	0.0	0.0	0	0	0	0	0	0	0	0
2014	Carolina	16/0	1	1	0	0.0	0.0	0	0	0	0	0	0	0	0
2015	Carolina	16/0	7	6	1	0.0	0.0	0	0	0	0	0	0	0	0
2016	Carolina	4/0	0	0	0	0.0	0.0	0	0	0	0	0	0	0	0
2017	Carolina	16/0	0	0	0	0.0	0.0	0	0	0	0	0	0	0	0
2018	Carolina	16/0	0	0	0	0.0	0.0	0	0	0	0	0	0	0	0
Totals		73/0	8	7	1	0.0	0.0	0	0	0	0	0	0	0	0

2018 NOTES

- Tied for team lead with six special teams tackles

2018 GAME-BY-GAME

	P/S	TOT	SOLO	ASST	SACK	QBP	FR	FF	PD	TD	INT	YDS	TD
09-09 DALLAS	P	0	0	0	0.0	0	0	0	0	0	0	0	0
09-16 at Atlanta	P	0	0	0	0.0	0	0	0	0	0	0	0	0
09-23 CINCINNATI	P	0	0	0	0.0	0	0	0	0	0	0	0	0
10-07 NEW YORK GIANTS	P	0	0	0	0.0	0	0	0	0	0	0	0	0
10-14 at Washington	P	0	0	0	0.0	0	0	0	0	0	0	0	0
10-21 at Philadelphia	P	0	0	0	0.0	0	0	0	0	0	0	0	0
10-28 BALTIMORE	P	0	0	0	0.0	0	0	0	0	0	0	0	0
11-04 TAMPA BAY	P	0	0	0	0.0	0	0	0	0	0	0	0	0
11-08 at Pittsburgh	P	0	0	0	0.0	0	0	0	0	0	0	0	0
11-18 at Detroit	P	0	0	0	0.0	0	0	0	0	0	0	0	0
11-26 SEATTLE	P	0	0	0	0.0	0	0	0	0	0	0	0	0
12-2 at Tampa Bay	P	0	0	0	0.0	0	0	0	0	0	0	0	0
12-9 at Cleveland	P	0	0	0	0.0	0	0	0	0	0	0	0	0
12-17 NEW ORLEANS	P	0	0	0	0.0	0	0	0	0	0	0	0	0
12-23 ATLANTA	P	0	0	0	0.0	0	0	0	0	0	0	0	0
12-30 at New Orleans	P	0	0	0	0.0	0	0	0	0	0	0	0	0
TOTALS		16/0	0	0	0.0	0	0	0	0	0	0	0	0

KUECHLY CAREER STATISTICS

Year	Team	GP/GS	Tot	T	A	Sack	Yds	INT	Yds	Lg	TD	PD	FF	FR	Yds	TD
2012	Carolina	16/16	205	135	70	1.0	4.0	2	22	25	0	5	0	3	9	0
2013	Carolina	16/16	176	115	61	2.0	15.0	4	33	30	0	5	0	0	0	0
2014	Carolina	16/16	166	124	42	3.0	19.0	1	0	0	0	12	1	1	0	0
2015	Carolina	13/13	137	110	27	1.0	5.0	4	48	32t	1	5	2	1	0	0
2016	Carolina	10/10	112	88	24	2.0	16.0	1	1	1	0	6	1	0	0	0
2017	Carolina	15/15	134	108	26	1.5	6.0	3	23	23	1	4	1	3	34	1
2018	Carolina	16/16	156	122	34	2.0	8.0	1	0	0	0	6	2	1	0	0
Totals		102/102	1086	802	284	12.5	73.0	16	127	32t	2	43	7	9	43	1

SINGLE-GAME CAREER HIGHS

TACKLES	26	vs. New Orleans (12/22/13)
SACKS	2.0	at Minnesota (11/30/14)
INTERCEPTIONS	2	vs Dallas (11/26/15)
PASSES DEFENSED	2	5x, last at Tampa Bay (12/2/18)
FORCED FUMBLES	2	at Cleveland (12/9/18)
FUMBLE RECOVERIES	1	9x, last at Tampa Bay (12/2/18)

HONORS

- 5x AP All-Pro First-Team (2018, 2017, 2015, 2014, 2013)
- 6x Pro Bowl (2018, 2017, 2016, 2015, 2014, 2013)
- 6x Sporting News All-Pro (2018, 2017, 2016, 2015, 2014, 2013)
- NFL Art Rooney Sportsmanship Award Winner (2017)
- AP All-Pro Second-Team (2016)
- 4x PFWA All-NFC (2017, 2015, 2014, 2013)
- 3x Sports Illustrated All-Pro (2018, 2014, 2013)
- AP Defensive Player of the Year (2013)
- NFL 101 NFC Defensive Player of the Year (2013)
- Sporting News Defensive Player of the Year (2013)
- AP Defensive Rookie of the Year (2012)
- PFWA Defensive Rookie of the Year (2012)
- 5x NFC Defensive Player of the Week (2017, Week 12; 2015, Week 12; 2013, Weeks 10 and 16; 2012, Week 14)
- NFL Defensive Rookie of the Month (2012, December)

NFL RANKINGS

- Leads the NFL with 948 tackles (based on press box statistics) since entering the league in 2012.
- Led the NFL in tackles in 2012 and 2014...In 2012, he became the first rookie since San Francisco's Patrick Willis (2007) to lead the NFL in tackles.
- Tied NFL single-game record with 24 tackles (based on press box statistics) vs. New Orleans (12/22/13), previously accomplished by David Harris for the New York Jets (11/4/07).
- Recorded 16 interceptions since entering the league in 2012, the most among NFL linebackers.
- Leads all NFL linebackers with 24 total takeaways (16 interceptions, eight opponent fumble recoveries) since 2012.

FRANCHISE RANKINGS

- Set Panthers single-season record with 205 tackles (coaches film) in 2012.
- Second in franchise history with 1,086 career tackles (coaches film).
- Owns three of the top five single-season tackle totals in team history.
- Only player in franchise history with more than 100 tackles in each of his first seven seasons as a Panther.
- Amassed a team-record 26 tackles in Panthers' 17-13 playoff-clinching win vs. New Orleans (12/22/13).
- Ranks fourth all-time with 16 interceptions and tied for fourth with 24 takeaways.

(KUECHLY CONTINUED)

2018 GAME-BY-GAME

	P/S	TOT	SOLO	ASST	SACK	QBP	FR	FF	PD	TD	INT	YDS	TD
09-09 DALLAS	S	13	9	4	0.0	1	0	0	0	0	0	0	0
09-16 at Atlanta	S	10	10	0	0.0	0	0	0	0	0	0	0	0
09-23 CINCINNATI	S	6	6	0	0.0	0	0	0	0	0	1	0	0
10-07 NEW YORK GIANTS	S	5	3	2	1.0	1	0	0	0	0	0	0	0
10-14 at Washington	S	13	10	3	0.0	0	0	0	0	0	0	0	0
10-21 at Philadelphia	S	18	18	0	1.0	0	0	0	0	0	0	0	0
10-28 BALTIMORE	S	7	5	2	0.0	2	0	0	1	0	0	0	0
11-04 TAMPA BAY	S	8	6	2	0.0	2	0	0	0	0	0	0	0
11-08 at Pittsburgh	S	9	7	2	0.0	0	0	0	0	0	0	0	0
11-18 at Detroit	S	12	7	5	0.0	0	0	0	0	0	0	0	0
11-25 SEATTLE	S	13	9	4	0.0	0	0	0	0	0	0	0	0
12-2 at Tampa Bay	S	7	5	2	0.0	0	1	0	2	0	0	0	0
12-9 at Cleveland	S	11	8	3	0.0	1	0	2	1	0	0	0	0
12-17 NEW ORLEANS	S	16	13	3	0.0	0	0	0	1	0	0	0	0
12-23 ATLANTA	S	7	6	1	0.0	0	0	0	1	0	0	0	0
12-30 at New Orleans	S	1	0	1	0.0	0	0	0	0	0	0	0	0
TOTALS		16/16	156	122	34	2.0	7	1	2	6	0	0	0

2018 NOTES

vs DALLAS (9/9): Recorded a team-high 13 tackles.

vs CINCINNATI (9/23): Key contributor on a defense that allowed just 66 rushing yards and recorded four interceptions.

at WASHINGTON (10/14): Recorded a team-high 13 tackles in the game.

at PHILADELPHIA (10/21): Recorded a season-high 18 tackles...Added one sack.

at CLEVELAND (12/9): Set a single game career high with two forced fumbles.



DAVID MAYO

Ht: 6-2 Wt: 245 Exp: 4
Texas State Aqd: D5a '15
Career GP/GS: (59/4) [4/0]

MAYO CAREER STATISTICS

Year	Team	GP/GS	Tot	T	A	Sack	Yds	INT	Yds	Lg	TD	PD	FF	FR	Yds	TD
2015	Carolina	12/0	0	0	0	0.0	0.0	0	0	0	0	0	0	0	0	0
2016	Carolina	15/0	9	7	2	0.0	0.0	0	0	0	0	0	0	0	0	0
2017	Carolina	16/1	16	10	6	0.0	0.0	0	0	0	1	0	0	0	0	0
2018	Carolina	16/3	9	6	3	0.0	0.0	0	0	0	0	0	0	0	0	0
Totals		59/4	29	19	10	0.0	0.0	0	0	0	1	0	0	0	0	0

SINGLE-GAME CAREER HIGHS

TACKLES 7 at Tampa Bay (11/17)
PASSES DEFENSED 1 vs. Philadelphia (10/12/17)

2018 GAME-BY-GAME

	P/S	TOT	SOLO	ASST	SACK	QBP	FR	FF	PD	TD	INT	YDS	TD
09-09 DALLAS	S	1	1	0	0.0	1	0	0	0	0	0	0	0
09-16 at Atlanta	S	1	1	0	0.0	0	0	0	0	0	0	0	0
09-23 CINCINNATI	P	2	0	2	0.0	0	0	0	0	0	0	0	0
10-07 NEW YORK GIANTS	S	0	0	0	0.0	1	0	0	0	0	0	0	0
10-14 at Washington	P	0	0	0	0.0	0	0	0	0	0	0	0	0
10-21 at Philadelphia	P	0	0	0	0.0	0	0	0	0	0	0	0	0
10-28 BALTIMORE	P	0	0	0	0.0	0	0	0	0	0	0	0	0
11-04 TAMPA BAY	P	0	0	0	0.0	0	0	0	0	0	0	0	0
11-08 at Pittsburgh	P	0	0	0	0.0	0	0	0	0	0	0	0	0
11-18 at Detroit	P	0	0	0	0.0	0	0	0	0	0	0	0	0
11-25 SEATTLE	P	0	0	0	0.0	0	0	0	0	0	0	0	0
12-2 at Tampa Bay	P	0	0	0	0.0	0	0	0	0	0	0	0	0
12-9 at Cleveland	P	0	0	0	0.0	0	0	0	0	0	0	0	0
12-17 NEW ORLEANS	P	0	0	0	0.0	0	0	0	0	0	0	0	0
12-23 ATLANTA	P	0	0	0	0.0	0	0	0	0	0	0	0	0
12-30 at New Orleans	P	5	4	1	0.0	1	0	0	0	0	0	0	0
TOTALS		16/3	9	6	3	0.0	3	0	0	0	0	0	0



ANDRE SMITH

Ht: 6-0 Wt: 240 Exp: R
North Carolina Aqd: D7a '18
Career GP/GS: (3/0) [0/0]

SMITH CAREER STATISTICS

Year	Team	GP/GS	Tot	T	A	Sack	Yds	INT	Yds	Lg	TD	PD	FF	FR	Yds	TD
2018	Carolina	3/0	1	1	0	0.0	0.0	0	0	0	0	0	0	0	0	0
Totals		3/0	1	1	0	0.0	0.0	0	0	0	0	0	0	0	0	0

2018 GAME-BY-GAME

	P/S	TOT	SOLO	ASST	SACK	QBP	FR	FF	PD	TD	INT	YDS	TD
09-09 DALLAS					INACTIVE								
09-16 at Atlanta					INACTIVE								
09-23 CINCINNATI					INACTIVE								
10-07 NEW YORK GIANTS	P	0	0	0	0.0	0	0	0	0	0	0	0	0
10-14 at Washington					INACTIVE								
10-21 at Philadelphia					INACTIVE								
10-28 BALTIMORE					INACTIVE								
11-04 TAMPA BAY					INACTIVE								
11-08 at Pittsburgh					INACTIVE								
11-18 at Detroit					INACTIVE								
11-25 SEATTLE					INACTIVE								
12-2 at Tampa Bay					INACTIVE								
12-9 at Cleveland					INACTIVE								
12-17 NEW ORLEANS					INACTIVE								
12-23 ATLANTA	P	0	0	0	0.0	0	0	0	0	0	0	0	0
12-30 at New Orleans	P	1	1	0	0.0	0	0	0	0	0	0	0	0
TOTALS		3/0	1	1	0	0.0	0	0	0	0	0	0	0



SHAQ THOMPSON

Ht: 6-0 Wt: 230 Exp: 4
Washington Aqd: D1 '15
Career GP/GS: (55/46) [4/4]

THOMPSON CAREER STATISTICS

Year	Team	GP/GS	Tot	T	A	Sack	Yds	INT	Yds	Lg	TD	PD	FF	FR	Yds	TD
2015	Carolina	14/10	61	42	19	1.0	0.0	0	0	0	0	4	0	0	0	0
2016	Carolina	14/12	70	56	14	0.0	0.0	1	12	12	0	3	0	2	9	1
2017	Carolina	14/14	75	56	19	2.0	15.0	0	0	0	0	1	0	0	0	0
2018	Carolina	13/10	79	51	28	3.0	19.0	0	0	0	0	1	1	0	0	0
Totals		55/46	285	205	80	6.0	34.0	1	12	12	0	9	1	2	9	1

SINGLE-GAME CAREER HIGHS

TACKLES 13 vs. Baltimore (10/28/18)
SACKS 1.0 6x, last vs Seattle (11/25/18)
INTERCEPTIONS 1 vs. San Diego (12/11/16)
FUMBLE RECOVERIES 1 2x, last vs. San Francisco (9/18/16)

2018 GAME-BY-GAME


	P/S	TOT	SOLO	ASST	SACK	QBP	FR	FF	PD	TD	INT	YDS	TD
09-09 DALLAS	S	9	5	4	1.0	0	0	0	0	0	0	0	0
09-16 at Atlanta	S	5	2	3	0.0	2	0	0	0	0	0	0	0
09-23 CINCINNATI	S	8	6	2	0.0	2	0	0	0	0	0	0	0
10-07 NEW YORK GIANTS	S	4	2	2	0.0	0	0	0	0	0	0	0	0
10-14 at Washington	S	5	4	1	1.0	0	0	0	0	0	0	0	0
10-21 at Philadelphia	S	9	9	0	0.0	0	0	0	0	0	0	0	0
10-28 BALTIMORE	S	13	7	6	0.0	0	0	0	0	0	0	0	0
11-04 TAMPA BAY	P	3	2	1	0.0	2	0	0	0	0	0	0	0
11-08 at Pittsburgh	P	3	2	1	0.0	1	0	0	0	0	0	0	0
11-18 at Detroit	P	6	3	3	0.0	0	0	0	0	0	0	0	0
11-25 SEATTLE	S	7	4	3	1.0	0	0	1	0	0	0	0	0
12-2 at Tampa Bay	P	6	4	2	0.0	1	0	0	1	0	0	0	0
12-9 at Cleveland	S	1	1	0	0	1	0	0	0	0	0	0	0
TOTALS		13/10	79	51	28	3.0	9	0	1	1	0	0	0

2018 NOTES

vs CINCINNATI (9/23): Key contributor on a defense that allowed just 66 rushing yards and forced four interceptions.

vs BALTIMORE (10/28): Recorded a career-high 13 tackles.

DEFENSIVE BACKS



MIKE ADAMS

Ht: 5-11 Wt: 205 Exp: 15
Delaware Aqd: UFA '17 (Ind)
Career GP/GS: (222/149) [7/7]

ADAMS CAREER STATISTICS

Year	Team	GP/GS	Tot	T	A	Sack	Yds	INT	Yds	Lg	TD	PD	FF	FR	Yds
2004	San Francisco	8/0	4	2	2	0.0	0.0	1	0	0	0	1	0	1	0
2005	San Francisco	14/10	68	55	13	1.0	5.0	4	36	40t	1	10	1	1	0
2006	San Francisco	16/8	67	53	14	0.0	0.0	0	0	0	0	3	0	0	0
2007	Cleveland	15/0	11	9	2	1.0	7.0	0	0	0	0	2	0	1	0
2008	Cleveland	14/5	42	20	22	0.0	0.0	2	18	18	0	2	0	1	0
2009	Cleveland	16/9	61	52	9	1.0	6.0	0	0	0	0	8	0	1	1
2010	Cleveland	15/2	34	31	3	1.0	10.0	2	51	26	0	6	0	0	0
2011	Cleveland	16/16	61	41	20	0.0	0.0	3	33	29	0	6	1	1	0
2012	Denver	16/16	80	60	20	1.0	2.0	0	0	0	0	11	2	2	0
2013	Denver	16/7	60	45	15	0.0	0.0	1	3	3	0	6	0	1	0
2014	Indianapolis	16/16	93	71	22	0.0	0.0	5	24	10	0	11	2	2	0
2015	Indianapolis	13/13	76	54	22	1.0	8.0	5	63	38	1	6	3	1	0
2016	Indianapolis	15/15	80	65	15	0.0	0.0	2	56	56	0	2	2	2	0
2017	Carolina	16/16	75	68	7	0.0	0.0	2	42	40	0	10	1	2	0
2018	Carolina	16/16	77	65	12	0.0	0.0	3	11	18	0	4	0	0	0
Totals		222/149	889	691	198	6.0	38.0	30	337	56	2	88	12	16	1

SINGLE-GAME CAREER HIGHS

TACKLES	12	2x, last at Dallas (12/21/14)
SACKS	1.0	6x, last at Jacksonville (12/13/15)
FORCED FUMBLES	1	12x, last at New Orleans (12/3/17)
FUMBLE RECOVERIES	1	16x, last vs. Green Bay (12/17/17)
INTERCEPTIONS	2	5x, last vs. New York Giants (10/7/18)
PASSES DEFENSED	3	4x, last vs. Tennessee (9/28/14)

NFL RANKINGS

- His 46 takeaways are the most among all active players.
- Has 17 interceptions since 2014, third-most interceptions in the NFL over that span.
- Has 867 career tackles (press box stats), seventh-most among active players.

HONORS


- 2x Pro Bowl (2014, 2015)
- AFC Defensive Player of the Week (2015, Week 5)

2018 GAME-BY-GAME

	P/S	TOT	SOLO	ASST	SACK	QBP	FR	FF	PD	TD	INT	YDS	TD
09-09 DALLAS	S	5	4	1	0.0	0	0	0	0	0	0	0	0
09-16 at Atlanta	S	5	5	0	0.0	0	0	0	0	0	0	0	0
09-23 CINCINNATI	S	7	7	0	0.0	0	0	0	0	0	0	0	0
10-07 NEW YORK GIANTS	S	7	7	0	0.0	0	0	0	0	0	2	18	0
10-14 at Washington	S	7	6	1	0.0	1	0	0	1	0	0	0	0
10-21 at Philadelphia	S	5	2	3	0.0	1	0	0	2	0	0	0	0
10-28 BALTIMORE	S	3	3	0	0.0	0	0	0	0	0	1	-7	0
11-04 TAMPA BAY	S	6	5	1	0.0	1	0	0	1	0	0	0	0
11-08 at Pittsburgh	S	5	4	1	0.0	0	0	0	0	0	0	0	0
11-18 at Detroit	S	8	8	0	0.0	0	0	0	0	0	0	0	0
11-25 SEATTLE	S	4	4	0	0.0	0	0	0	0	0	0	0	0
12-2 at Tampa Bay	S	5	2	3	0.0	0	0	0	0	0	0	0	0
12-9 at Cleveland	S	1	1	0	0.0	0	0	0	0	0	0	0	0
12-17 NEW ORLEANS	S	6	4	2	0.0	0	0	0	0	0	0	0	0
12-23 ATLANTA	S	2	2	0	0.0	0	0	0	0	0	0	0	0
12-30 at New Orleans	S	1	1	0	0.0	0	0	0	0	0	0	0	0
TOTALS		16/16	77	65	12	0.0	3	0	4	0	3	11	0

2018 NOTES

- vs NEW YORK GIANTS (10/7):** Started at safety...Recorded two interceptions, the fifth multi-interception game of his career.
- vs BALTIMORE (10/28):** Tallied three tackles and one interception, his 30th career pick.



JAMES BRADBERRY

Ht: 6-1 Wt: 212 Exp: 3
Samford Aqd: D2 '16
Career GP/GS: (45/45) [1/1]

BRADBERRY CAREER STATISTICS

Year	Team	GP/GS	Tot	T	A	Sack	Yds	INT	Yds	Lg	TD	PD	FF	FR	Yds
2016	Carolina	13/13	60	55	5	0.0	0.0	2	21	16	0	11	0	0	0
2017	Carolina	16/16	74	66	8	1.0	7.0	2	3	0	0	12	2	0	0
2018	Carolina	16/16	69	57	12	1.0	9.0	1	29	29	0	20	1	0	0
Totals		45/45	203	178	25	2.0	16.0	5	53	29	0	43	3	0	0

SINGLE-GAME CAREER HIGHS

TACKLES	8	3x, last vs. Atlanta (11/5/17)
INTERCEPTIONS	5	4x, last vs. New Orleans (12/23/18)
PASSES DEFENSED	4	3x, last vs. Atlanta (12/23/18)
FORCED FUMBLES	1	3x, last vs. New Orleans (12/23/18)
SACKS	1	vs. Seattle (11/25/18)

NFL RANKINGS

- Leads the NFL with 203 tackles since entering the league in 2016.

2018 GAME-BY-GAME

	P/S	TOT	SOLO	ASST	SACK	QBP	FR	FF	PD	TD	INT	YDS	TD	
09-09 DALLAS	S	1	1	0	0.0	1	0	0	1	0	0	0	0	
09-16 at Atlanta	S	7	5	2	0.0	0	0	0	1	0	0	0	0	
09-23 CINCINNATI	S	4	4	0	0.0	0	0	0	4	0	0	0	0	
10-07 NEW YORK GIANTS	S	7	6	1	0.0	0	0	0	2	0	0	0	0	
10-14 at Washington	S	5	4	1	0.0	0	0	0	1	0	0	0	0	
10-21 at Philadelphia	S	4	4	0	0.0	0	0	0	1	0	0	0	0	
10-28 BALTIMORE	S	6	5	1	0.0	0	0	0	0	0	0	0	0	
11-04 TAMPA BAY	S	4	2	2	0.0	0	0	0	4	0	0	0	0	
11-08 at Pittsburgh	S	4	3	1	0.0	0	0	0	0	0	0	0	0	
11-18 at Detroit	S	3	3	0	0.0	0	0	0	0	0	0	0	0	
11-25 SEATTLE	S	7	5	2	1.0	0	0	0	1	0	0	0	0	
12-2 at Tampa Bay	S	3	1	2	0.0	0	0	0	0	0	0	0	0	
12-9 at Cleveland	S	3	3	0	0.0	0	0	0	0	0	0	0	0	
12-17 NEW ORLEANS	S	4	4	0	0.0	0	0	1	1	0	1	29	0	
12-23 ATLANTA	S	1	1	0	0.0	0	0	0	4	0	0	0	0	
12-30 at New Orleans	S	6	6	0	0.0	0	0	0	0	0	0	0	0	
TOTALS		16/16	69	57	12	1.0	1	0	1	20	0	1	29	0



CORN ELDER

Ht: 5-10 Wt: 185 Exp: 2
Miami Aqd: D5 '17
Career GP/GS: (13/0) [0/0]

ELDER CAREER STATISTICS

Year	Team	GP/GS	Tot	T	A	Sack	Yds	INT	Yds	Lg	TD	PD	FF	FR	Yds
2017	Carolina	0/0	0	0	0	0.0	0	0	0	0	0	0	0	0	0
2018	Carolina	13/0	4	2	2	0.0	0	0	0	0	0	0	0	0	0
Totals		13/0	4	2	2	0.0	0	0	0	0	0	0	0	0	0

2018 GAME-BY-GAME

	P/S	TOT	SOLO	ASST	SACK	QBP	FR	FF	PD	TD	INT	YDS	TD
09-09 DALLAS	P	0	0	0	0.0	0	0	0	0	0	0	0	0
09-16 at Atlanta	P	3	1	2	0.0	0	0	0	0	0	0	0	0
09-23 CINCINNATI	P	0	0	0	0.0	0	0	0	0	0	0	0	0
10-07 NEW YORK GIANTS					INACTIVE								
10-14 at Washington					INACTIVE								
10-21 at Philadelphia					INACTIVE								
10-28 BALTIMORE	P	0	0	0	0.0	0	0	0	0	0	0	0	0
11-04 TAMPA BAY	P	0	0	0	0.0	0	0	0	0	0	0	0	0
11-08 at Pittsburgh	P	0	0	0	0.0	0	0	0	0	0	0	0	0
11-18 at Detroit	P	0	0	0	0.0	0	0	0	0	0	0	0	0
11-25 SEATTLE	P	1	1	0	0.0	0	0	0	0	0	0	0	0
12-2 at Tampa Bay	P	0	0	0	0.0	0	0	0	0	0	0	0	0
12-9 at Cleveland	P	0	0	0	0.0	0	0	0	0	0	0	0	0
12-17 NEW ORLEANS	P	0	0	0	0.0	0	0	0	0	0	0	0	0
12-23 ATLANTA	P	0	0	0	0.0	0	0	0	0	0	0	0	0
12-30 at New Orleans	P	0	0	0	0.0	0	0	0	0	0	0	0	0
TOTALS		13/0	4	2	0.0	0	0	0	0	0	0	0	0



RASHAAN GAULDEN

Ht: 6-1 Wt: 200 Exp: R
Tennessee Aqd: D3 '18
Career GP/GS: (14/0) [0/0]

GAULDEN CAREER STATISTICS

Year	Team	GP/GS	Tot	T	A	Sack	Yds	INT	Yds	Lg	TD	PD	FF	FR	Yds
2018	Carolina	14/0	12	10	2	0.0	0	0	0	0	1	0	0	0	0
Totals		14/0	12	10	2	0.0	0	0	0	0	1	0	0	0	0

SINGLE-GAME CAREER HIGHS

TACKLES 3 vs. New York Giants (10/7/18)

2018 GAME-BY-GAME

	P/S	TOT	SOLO	ASST	SACK	QBP	FR	FF	PD	TD	INT	YDS	TD
09-09 DALLAS	P	0	0	0	0.0	0	0	0	0	0	0	0	0
09-16 at Atlanta	P	1	1	0	0.0	0	0	0	0	0	0	0	0
09-23 CINCINNATI	P	0	0	0	0.0	0	0	0	0	0	0	0	0
10-07 NEW YORK GIANTS	P	3	2	1	0.0	0	0	0	0	0	0	0	0
10-14 at Washington	P	1	1	0	0.0	0	0	0	0	0	0	0	0
10-21 at Philadelphia	P	2	2	0	0.0	0	0	0	0	0	0	0	0
10-28 BALTIMORE					INACTIVE								
11-04 TAMPA BAY	P	1	0	1	0.0	0	0	0	0	0	0	0	0
11-08 at Pittsburgh	P	2	2	0	0.0	0	0	0	0	0	0	0	0
11-18 at Detroit	P	0	0	0	0.0	0	0	0	0	0	0	0	0
11-25 SEATTLE	P	0	0	0	0.0	0	0	0	0	0	0	0	0
12-2 at Tampa Bay	P	0	0	0	0.0	0	0	0	0	0	0	0	0
12-9 at Cleveland	P	0	0	0	0.0	0	0	0	0	0	0	0	0
12-17 NEW ORLEANS	P	0	0	0	0.0	0	0	0	0	0	0	0	0
12-23 ATLANTA	P	0	0	0	0.0	0	0	0	0	0	0	0	0
12-30 at New Orleans	P	2	2	0	0.0	0	0	1	0	0	0	0	0
TOTALS		14/0	12	10	2	0.0	0	0	1	0	0	0	0



DONTE JACKSON

Ht: 5-10 Wt: 180 Exp: R
LSU Aqd: D2 '18
Career GP/GS: (16/16) [0/0]

JACKSON CAREER STATISTICS

Year	Team	GP/GS	Tot	T	A	Sack	Yds	INT	Yds	Lg	TD	PD	FF	FR	Yds
2018	Carolina	16/16	83	75	8	1.0	8.0	4	0	0	0	7	1	0	0
Totals		16/16	83	75	8	1.0	8.0	4	0	0	0	7	1	0	0

SINGLE-GAME CAREER HIGHS

TACKLES 9 at New Orleans (12/30/18)
FORCED FUMBLES 1 at Atlanta (9/16/18)
INTERCEPTIONS 2 vs. Cincinnati (9/23/18)
PASSES DEFENSED 2 2x, last vs. New Orleans (12/17/18)

FRANCHISE RANKINGS

- Second most interceptions by a rookie in team history.

2018 GAME-BY-GAME

	P/S	TOT	SOLO	ASST	SACK	QBP	FR	FF	PD	TD	INT	YDS	TD
09-09 DALLAS	S	5	4	1	0.0	0	0	0	0	1	0	0	0
09-16 at Atlanta	S	6	6	0	0.0	0	0	1	0	0	1	0	0
09-23 CINCINNATI	S	8	8	0	0.0	0	0	0	0	0	2	0	0
10-07 NEW YORK GIANTS	S	7	7	0	0.0	0	0	0	0	0	0	0	0
10-14 at Washington	S	2	2	0	0.0	0	0	0	2	0	0	0	0
10-21 at Philadelphia	S	5	1	4	0.0	0	0	0	0	0	0	0	0
10-28 BALTIMORE	S	3	3	0	1.0	0	0	0	1	0	0	0	0
11-04 TAMPA BAY	S	7	7	0	0.0	0	0	0	0	0	1	0	0
11-08 at Pittsburgh	S	4	4	0	0.0	0	0	0	0	0	0	0	0
11-18 at Detroit	S	2	2	0	0.0	0	0	0	0	0	0	0	0
11-25 SEATTLE	S	1	1	0	0.0	0	0	0	0	0	0	0	0
12-2 at Tampa Bay	S	8	7	1	0.0	0	0	0	0	0	0	0	0
12-9 at Cleveland	S	8	8	0	0.0	0	0	0	1	0	0	0	0
12-17 NEW ORLEANS	S	4	2	2	0.0	0	0	0	2	0	0	0	0
12-23 ATLANTA	S	4	4	0	0.0	0	0	0	0	0	0	0	0
12-30 at New Orleans	S	9	9	0	0.0	0	0	0	0	0	0	0	0
TOTALS		16/16	83	75	8	1.0	0	0	1	7	0	4	0

2018 NOTES

at ATLANTA (9/16): Recorded an interception and forced fumble...Tied for fastest interception in a career with James Bradberry and Chris Gamble (Week 2, rookie year).
vs CINCINNATI (9/23): Started at cornerback and recorded two interceptions and eight tackles...Became one of eight players in NFL history to record three interceptions in his first three career games...Key contributor on a defense that allowed just 66 rushing yards and recorded four interceptions.
at NEW ORLEANS (12/30): Tallied career-best nine tackles.



COLIN JONES

Ht: 6-0 Wt: 205 Exp: 8
TCU Aqd: TR '12 (SF)
Career GP/GS: (121/14) [9/1]

JONES CAREER STATISTICS

Year	Team	GP/GS	Tot	T	A	Sack	Yds	INT	Yds	Lg	TD	PD	FF	FR	Yds
2011	San Francisco	13/0	0	0	0	0.0	0.0	0	0	0	0	0	0	0	0
2012	Carolina	15/0	3	2	1	0.0	0.0	0	0	0	0	0	0	0	0
2013	Carolina	16/0	1	1	0	0.0	0.0	0	0	0	0	0	0	0	0
2014	Carolina	16/2	20	19	1	1.0	6.0	0	0	0	4	1	0	0	0
2015	Carolina	15/3	17	14	3	0.0	0.0	1	0	0	0	0	0	0	0
2016	Carolina	14/1	2	1	1	0.0	0.0	0	0	0	0	0	0	0	0
2017	Carolina	16/7	21	14	7	0.0	0.0	1	10	0	2	0	0	0	0
2018	Carolina	16/1	14	12	2	0.0	0.0	1	5	0	1	1	0	1	0
Totals		121/14	78	63	9	1.0	6.0	3	15	0	1	7	1	1	0

2018 NOTES

- Tied for team lead with six special teams tackles.

SINGLE-GAME CAREER HIGHS


TACKLES	8	vs. Cincinnati (9/23/18)
INTERCEPTIONS	1	3x, last at New Orleans (12/30/18)
FORCED FUMBLES	1	at Tampa Bay (12/14/14)
PASSES DEFENSED	2	at Tampa Bay (12/14/14)

2018 GAME-BY-GAME

	P/S	TOT	SOLO	ASST	SACK	QBP	FR	FF	PD	TD	INT	YDS	TD
09-09 DALLAS	P	2	1	1	0.0	0	0	0	0	0	0	0	0
09-16 at Atlanta	P	1	1	0	0.0	0	0	0	0	0	0	0	0
09-23 CINCINNATI	S	8	7	1	0.0	0	0	0	0	0	0	0	0
10-07 NEW YORK GIANTS	P	0	0	0	0.0	0	1	0	0	1	0	0	0
10-14 at Washington	P	0	0	0	0.0	0	0	0	0	0	0	0	0
10-21 at Philadelphia	P	0	0	0	0.0	0	0	0	0	0	0	0	0
10-28 BALTIMORE	P	1	1	0	0.0	0	0	0	0	0	0	0	0
11-04 TAMPA BAY	P	0	0	0	0.0	0	0	0	0	0	0	0	0
11-08 at Pittsburgh	P	1	1	0	0.0	0	0	0	0	0	0	0	0
11-18 at Detroit	P	0	0	0	0.0	0	0	0	0	0	0	0	0
11-25 SEATTLE	P	0	0	0	0.0	0	0	0	0	0	0	0	0
12-2 at Tampa Bay	P	0	0	0	0.0	0	0	0	0	0	0	0	0
12-9 at Cleveland	P	0	0	0	0.0	0	0	0	0	0	0	0	0
12-17 NEW ORLEANS	P	0	0	0	0.0	0	0	0	0	0	0	0	0
12-23 ATLANTA	P	0	0	0	0.0	0	0	0	0	0	0	0	0
12-30 at New Orleans	P	1	1	0	0.0	0	0	0	1	0	1	5	0
TOTALS		16/1	13	11	2	0.0	0	1	0	1	1	5	0

2018 NOTES

vs NEW YORK GIANTS (10/7): Scored first-career touchdown on a fumble recovery in the end zone on a muffed punt by the Giants.



CAPTAIN MUNNERLYN

Ht: 5-9 Wt: 195 Exp: 10
South Carolina Aqd: UFA '17 (MIN)
Career GP/GS: (155/85) [3/1]

MUNNERLYN CAREER STATISTICS

Year	Team	GP/GS	Tot	T	A	Sack	Yds	INT	Yds	Lg	TD	PD	FF	FR	Yds
2009	Carolina	15/4	43	35	8	0.0	0.0	0	0	0	2	1	1	0	0
2010	Carolina	16/5	47	41	6	0.0	0.0	3	37	37t	1	10	1	0	0
2011	Carolina	14/14	55	36	19	2.0	7.0	0	0	0	0	7	1	1	0
2012	Carolina	16/11	66	51	15	0.0	0.0	2	107	74t	2	6	0	0	0
2013	Carolina	16/16	86	60	26	3.5	22.5	2	86	45t	2	13	1	1	0
2014	Minnesota	16/16	69	54	15	0.0	0.0	2	1	1	0	7	0	1	0
2015	Minnesota	16/5	56	48	8	1.0	9.0	2	30	32	0	7	1	2	55
2016	Minnesota	15/9	51	38	13	0.0	0.0	0	0	0	0	3	1	0	0
2017	Carolina	14/0	30	24	6	2.0	18.0	0	0	0	0	5	0	0	0
2018	Carolina	16/5	47	40	7	2.0	4.0	1	2	0	0	8	0	1	0
Totals		155/85	550	427	123	10.5	66.5	12	263	74t	5	68	6	7	55

SINGLE-GAME CAREER HIGHS

TACKLES	9	4x, last Carolina (9/25/16)
INTERCEPTIONS	1	12x, last vs. Baltimore (10/28/18)
PASSES DEFENSED	3	at Seattle (12/5/10)
FORCED FUMBLES	1	6x, last vs. Arizona (11/6/16)
FUMBLE RECOVERIES	1	7x, last vs Dallas (9/9/18)
SACKS	2.0	vs. New York Jets (12/15/13)
LONG INT RETURN	74t	vs. Tampa Bay (11/18/12)
LONG KICKOFF RETURN	64	vs. Baltimore (11/21/10)
LONG PUNT RETURN	37	2x, last at Tampa Bay (11/14/10)

FRANCHISE RANKINGS

- Ranks first all-time in franchise history with five career interception returns for touchdowns.
- Tied for first in franchise history with two interception returns for touchdowns in same season (2012, 2013).
- Ranks second in franchise history among defensive backs with 8.5 sacks as a Panther.

2018 GAME-BY-GAME

	P/S	TOT	SOLO	ASST	SACK	QBP	FR	FF	PD	TD	INT	YDS	TD
09-09 DALLAS	P	2	2	0	0.0	0	1	0	0	0	0	0	0
09-16 at Atlanta	P	1	1	0	0.0	0	0	0	0	0	0	0	0
09-23 CINCINNATI	S	1	0	1	0.0	2	0	0	1	0	0	0	0
10-07 NEW YORK GIANTS	P	3	2	1	0.0	1	0	0	1	0	0	0	0
10-14 at Washington	P	3	3	0	0.0	0	0	0	1	0	0	0	0
10-21 at Philadelphia	P	2	1	1	0.0	0	0	0	0	0	0	0	0
10-28 BALTIMORE	P	4	3	1	0.0	0	0	0	0	0	1	2	0
11-04 TAMPA BAY	S	9	9	0	0.0	2	0	0	0	0	0	0	0
11-08 at Pittsburgh	S	2	1	1	0.0	0	0	0	1	0	0	0	0
11-18 at Detroit	P	1	1	0	0.0	0	0	0	0	0	0	0	0
11-25 SEATTLE	P	5	3	2	0.0	0	0	0	0	0	0	0	0
12-2 at Tampa Bay	S	3	3	0	0.0	0	0	0	2	0	0	0	0
12-9 at Cleveland	P	3	3	0	1.0	0	0	0	0	0	0	0	0
12-17 NEW ORLEANS	P	4	4	0	1.0	0	0	0	2	0	0	0	0
12-23 ATLANTA	P	3	3	0	0.0	0	0	0	0	0	0	0	0
12-30 at New Orleans	S	1	1	0	0.0	0	0	0	2	0	0	0	0
TOTALS	16/5	47	40	7	2.0	5	1	0	10	0	1	2	0

2018 NOTES

vs BALTIMORE (10/28): Tallied four tackles and one interception, his first since 2015 vs. New York Giants (12/27/15).

vs TAMPA BAY (11/4): Started and served as the primary nickelback...Tallied season-high nine tackles and two quarterback pressures.



25

Year	Team	GP/GS	Tot	T	A	Sack	Yds	INT	Yds	Lg	TD	PD	FF	FR	Yds
2013	San Francisco	16/16	92	69	23	0.0	0.0	4	54	53	0	11	0	1	0
2014	San Francisco	15/15	55	39	16	0.0	0.0	3	138	73	0	7	0	0	0
2015	San Francisco	16/16	81	59	22	1.0	3.0	0	0	0	7	1	0	0	0
2016	San Francisco	10/10	81	55	26	0.0	0.0	1	13	13	0	5	1	0	0
2017	San Francisco	13/12	66	52	14	0.0	0.0	2	0	0	4	0	1	0	0
2018	Carolina	13/13	73	68	5	1.0	6.0	1	39	39	5	5	0	0	0
Totals		83/81	375	313	62	2.0	9.0	11	244	73	0	39	2	2	0

TACKLES	13	2x, last at Seattle (9/25/16)
SACKS	1.0	2x, last vs. Baltimore (10/28/18)
INTERCEPTIONS	1	11x, last vs. Tampa Bay (11/4/18)
LONG INT RETURN	73	at Seattle (12/14/14)
FORCED FUMBLES	1	2x, last vs Arizona (10/6/16)
FUMBLE RECOVERIES	1	vs. Arizona (10/13/13)
PASSES DEFENSED	2	4x, last at Tampa Bay (12/2/18)

- Pro Bowl (2013)
- PFWA All-Rookie Team (2013)

	P/S	TOT	SOLO	ASST	SACK	QBP	FR	FF	PD	TD	INT	YDS	TD
09-09 DALLAS						<i>not on roster</i>							
09-16 at Atlanta						<i>not on roster</i>							
09-23 CINCINNATI						<i>not on roster</i>							
10-07 NEW YORK GIANTS	S	3	3	0	0.0	0	0	0	0	0	0	0	0
10-14 at Washington	S	7	7	0	0.0	0	0	0	0	0	0	0	0
10-21 at Philadelphia	S	8	7	1	0.0	0	0	0	0	0	0	0	0
10-28 BALTIMORE	S	9	8	1	1.0	0	0	0	0	0	0	0	0
11-04 TAMPA BAY	S	3	3	0	0.0	1	0	0	0	0	1	39	0
11-08 at Pittsburgh	S	7	6	1	0.0	0	0	0	0	0	0	0	0
11-18 at Detroit	S	6	6	0	0.0	1	0	0	1	0	0	0	0
11-25 SEATTLE	S	9	9	0	0.0	0	0	0	0	0	0	0	0
12-2 at Tampa Bay	S	5	4	1	0.0	0	0	0	2	0	0	0	0
12-9 at Cleveland	S	5	4	1	0.0	0	0	0	0	0	0	0	0
12-17 NEW ORLEANS	S	6	6	0	0.0	0	0	0	1	0	0	0	0
12-23 ATLANTA	S	1	1	0	0.0	1	0	0	1	0	0	0	0
12-30 at New Orleans	S	4	4	0	0.0	1	0	0	0	0	0	0	0
TOTALS		13/13	73	68	5	1.0	4	0	5	0	1	39	0

vs NEW YORK GIANTS (10/7): Started at safety in his debut with Carolina...Recorded three tackles.

vs BALTIMORE (10/28): Recorded a season-high nine tackles and one sack.

vs TAMPA BAY (11/4): Started and recorded three tackles, one interception and one quarterback pressure...Returned the interception 39 yards on the run back.



21

Year	Team	GP/GS	tot	T	A	Sack	Yds	INT	Yds	Lg	TD	PD	FF	FR	Yds	TD
2011	Buffalo	16/3	29	22	7	0.0	0.0	1	0	0	0	1	0	0	0	0
2012	Buffalo	15/0	35	22	13	0.0	0.0	0	0	0	0	1	2	0	0	0
2013	Buffalo	16/7	69	45	24	3.5	24.5	1	32	32t	1	7	0	1	74t	1
2014	Buffalo	15/13	58	39	19	0.5	5.5	3	70	70	0	5	1	1	0	0
2015	Tennessee	15/13	54	41	13	0.5	5.5	1	5	5	0	4	0	0	0	0
2016	Tennessee	14/14	51	39	12	0.0	0.0	1	0	0	0	8	0	1	0	0
2017	Tennessee	16/6	23	12	11	0.0	0.0	1	8	8	0	2	0	0	0	0
2018	Carolina	2/2	7	5	2	0.0	0.0	0	0	0	0	0	0	0	0	0
Totals		109/58	326	225	96	4.5	35.5	8	115	70	1	28	3	3	74t	

at ATLANTA (9/16): Started at safety...Tallied two tackles...Left the game early with a concussion and subsequently placed on IR.

TACKLES	16	vs. Cincinnati (10/13/13)
SACKS	1.0	3x, last vs. Miami (12/22/13)
FORCED FUMBLES	1	3x, last at Miami (11/13/14)
FUMBLE RECOVERIES	1	3x, last at Jacksonville (12/24/16)
INTERCEPTIONS	2	vs. Cleveland (11/30/14)

	P/S	TOT	SOLO	ASST	SACK	QBP	FR	FF	PD	TD	INT	YDS	TD
09-09 DALLAS	S	3	2	1	0.0	0	0	0	0	0	0	0	0
09-16 at Atlanta	S	2	2	0	0.0	0	0	0	0	0	0	0	0
TOTALS	2/2	5	4	1	0.0	0	0	0	0	0	0	0	0