



DRIP CHRONICLES

€ĀRØĽĪŅĀ PĀŅTHĒRŠ (6-3) AT DETROIT LIONS (3-6)

FORD FIELD (65,000) / NOVEMBER 18, 2018 / 1:00 P.M. / PANTHERS.COM

PĀŅTHĒRŠ LØØK TØ BØÜŅ€€ BĀ€K ÅT DETRØIT

€ĀRØĽĪŅĀ ÅT DETROIT

- The Panthers look to bounce back after a 52-21 loss at Pittsburgh on Thursday night, which snapped a three-game winning streak.
- Carolina is 6-2 all-time against Detroit, including 2-1 on the road. The Panthers won 27-24 last season at Detroit.
- Cam Newton has now thrown for at least two touchdown passes in eight consecutive games, setting a new franchise record. He has also tallied a passer rating over 100 in four straight games, a new personal best. Newton's completion percentage of 68.5 is on pace for a new career high and franchise record for a quarterback.
- Christian McCaffrey has scored seven touchdowns in the past three games (four rushing, three receiving). That marks the most touchdowns in a three-game stretch in the franchise since DeAngelo Williams had seven in three games in 2008. McCaffrey has scored 15 career touchdowns, third-most by a Panthers player through his first 25 career games.
- Greg Olsen (661) needs two receptions to pass Ozzie Smith (662) for fifth-place all-time in receptions among tight ends.
- Carolina ranks third in the NFL in rushing yards per game (138.4). The Panthers have finished in the top 10 in rushing in all but one season under head coach Ron Rivera.

ŠTĀTĪŠTĪ€ĀĻ RĀŅKĪŅŠ

	Carolina		Detroit		
OFFENSE	Avg.	Rank	Avg.	Rank	
Total Yards Per Game	357.2	18th	347.6	23rd	
Rushing Yards Per Game	138.4	3rd	101.1	23rd	
Rushing Yards Per Attempt	5.1	3rd	4.3	16th	
Passing Net Yards Per Game	218.8	24th	246.4	19th	
Sacks Per Pass Play	5.5%	9th	7.9%	21st	
Sacks Allowed	17	6th(t)	29	24th(t)	
Third Down Efficiency	40.2	13th	38.3	20th	
Points Per Game	26.8	9th	22.4	20th	
DEFENSE					
Total Yards Per Game	357.2	15th	362.1	19th	
Rushing Yards Per Game	99.0	9th	132.7	28th	
Rushing Yards Per Attempt	4.4	16th	4.9	27th	
Passing Net Yards Per Game	258.2	22nd	229.4	8th	
Sacks Per Pass Play	6.3%	21st	9.0%	4th	
Sacks	22	21st(t)	25	12th(t)	
Third Down Efficiency	40.2	20th	39.2	16th	
Points Per Game	25.8	23rd(t)	27.1	28th	
Passing	Yds	Cmp%	TD	INT	Rtg
Cam Newton, Car.	2086	68.5	17	5	101.2
Matthew Stafford, Det.	2385	66.8	16	8	93.8
Rushing	Att	Yds	Avg	Lng	TD
Christian McCaffrey, Car.	123	579	4.7	45	4
Kerryon Johnson, Det.	103	554	5.4	71	2
Receiving	Rec	Yds	Avg	Lng	TD
Devin Funchess, Car.	39	477	12.2	27	3
Kenny Golladay, Det.	39	601	15.4	60	4

brøädcäst inřormät1øñ



FOX
(WJZY in Charlotte)

Play-by-Play: Kenny Albert
Analyst: Ronde Barber
Sideline: Jen Hale



RADIO FLAGSHIP
WBT-AM

Play-by-Play: Mick Mixon
Analyst: Jim Szoke
Analyst: Eugene Robinson
Sideline: Kevin Donnalley



SPANISH RADIO
WGSP-FM

(102.3 FM in Charlotte)
Play-by-Play: Jaime Moreno
Analyst: Luis Moreno, Jr.

DRĪP chrøñicłēš VØĽ. 11





WEEK 11: CAROLINA PANTHERS AT DETROIT LIONS



bēstiņg thē lions

Rushing yards: 130, Jonathan Stewart at Car. (11/16/08)

Receiving yards: 175, Ed Dickson at Det. (10/8/17)

Receptions: 8, Muhsin Muhammad at Car. (9/15/02)

Passing yards: 355, Cam Newton at Det. (10/8/17)



Ed Dickson had 175 yards receiving on five catches last season at Detroit, the second-highest receiving game by a tight end in franchise history.

lion ñūmβērs

Carolina and Detroit have met eight times, with the Panthers holding a 6-2 edge all-time. Carolina has gone 2-1 at Detroit and won the last two games in the series. The Lions' only home win against Carolina came in 2011.

BY THE NUMBERS

Record vs. Lions: 6-2

Last game: Carolina 27 Detroit (10/8/17)

Panthers largest winning margin: 24 at Carolina (9/15/02)

Lions largest winning margin: 15 at Carolina (10/24/99)

Current series streak: 2 games, Carolina (2014-)

Panthers longest win streak: 4 games (2002-08)

Lions longest win streak: 1 games (1999, 2011)

Most Points, Panthers: 35, at Detroit (11/20/11)

Most Points, Lions: 49, at Detroit (11/20/11)

Most Points, both teams: 84, at Detroit (11/20/11)

Fewest Points, Panthers: 9, at Carolina (10/24/99)

Fewest Points, Lions: 7, twice most recently at Carolina (9/14/14)

Fewest Points, both teams: 31, at Carolina (9/14/14)

ŠER1ĒŠ 1ŅFØ

DETROIT LIONS (6-2)

Home: 4-1...Away: 2-1...Playoffs: 0-0

10/24/99 DETROIT L 9-24
09/15/02 DETROIT W 31-7
12/21/03 DETROIT W 20-14
10/16/05 at Detroit W 21-20
11/16/08 DETROIT W 31-22
11/20/11 at Detroit L 35-49
09/14/14 DETROIT W 24-7
10/08/17 at Detroit W 27-24

ΕΦŃŃΕΕΤΙØŃŠ

- Coaching Connections**
 - Panthers defensive line coach Brady Hoke was the head coach at Michigan from 2011-14. Hoke served as an assistant at Michigan from 1995-2002. Hoke also coached at Western Michigan from 1984-86.
 - Panthers quarterbacks coach Scott Turner coached at Michigan in 2017.
 - Panthers offensive quality control coach Drew Terrell coached at Michigan from 2015-17.
 - Lions offensive line coach Jeff Davidson served as the offensive coordinator for the Panthers from 2007-10.
 - Lions special teams coordinator Joe Marciano and offensive line coach Jeff Davidson coached with Panthers offensive coordinator Norv Turner and quarterbacks coach Scott Turner on the Minnesota Vikings staff in 2014.
 - Lions defensive quality control coach Steven Williams was a graduate assistant at South Carolina in 2011.
 - Lions assistant head coach/offensive line coach Ron Prince was the offensive line coach at South Carolina State in 1994.
 - Lions assistant special teams coach Devin Fitzsimmons was the quarterbacks coach at Shaw University in Raleigh, N.C., in 2005.
 - Lions assistant special teams coach Devin Fitzsimmons coached at Shaw University in Raleigh in 2005.
- Area Connections**
 - Panthers wide receiver Devin Funchess was born in Farmington, Mich., and attended Michigan.
 - Panthers tackle Taylor Moton is from Okemos, Mich., and played at Western Michigan.
 - Lions punter Sam Martin was an All-American specialist at Appalachian State.
- College Connections**
 - Lions wide receiver Bruce Ellington is from Moncks Corner, S.C., and played at South Carolina.
 - A trio of Lions, wide receiver Brandon Powell, cornerback Teez Tabor, and linebacker Jarrad Davis, played with Panthers defensive end Bryan Cox Jr. at Florida.
 - Lions offensive lineman Kenny Wiggins played with Panthers linebacker Ben Jacobs at Fresno State.
 - Lions linebacker Kelvin Sheppard and Panthers Eric Reid anchored the defense together at LSU.
 - Lions offensive lineman Graham Glasgow and Panthers wide receiver Devin Funchess played together at Michigan under Panthers' current defensive line coach Brady Hoke.
 - Lions offensive lineman Taylor Decker and Panthers wide receiver Curtis Samuel played together at Ohio State.
 - Lions wide receiver Bruce Ellington and Panthers wide receiver Damiere Byrd played together at South Carolina.
 - Lions linebacker Jalen Reeves-Maybin and Panthers players Michael Palardy and Rashaan Gaulden played together at Tennessee.
 - Lions linebacker Devon Kennard and Panthers defensive end Wes Horton played together at USC.
 - Lions cornerback Nevin Lawson and Panthers lineman Tyler Larsen played together at Utah State.



ΕΘΑΕΗΣ



Ron RIVERA

NFL: 22nd season
Panthers HC: 8th season
Regular Season: 70-50-1 (.573)
Postseason: 3-4 (.429)

Ron Rivera became the fourth coach in Carolina Panthers history on January 11, 2011.

In seven seasons, Rivera has guided the team to a Super Bowl appearance, an NFC Championship and three NFC South titles. The Panthers have advanced to the playoffs in four of the last five seasons, tied for the most in the NFC over that span. Rivera is a two-time (2013 and 2015) Associated Press NFL Coach of the Year award winner. In 2015, Rivera led the Panthers to the second Super Bowl appearance in team history following a franchise-best 15-1 record and their third consecutive NFC South championship. In the process, Carolina became the fourth team in the Super Bowl era to start a season 14-0. Carolina's 18-game regular season winning streak, beginning in 2014, was the longest in NFC history. In 2013, Rivera guided Carolina to its first playoff appearance since 2008 and in 2014, he led the Panthers to the team's first playoff win since 2005.

With 70 career regular season wins, Rivera is four wins away from becoming the Panthers all-time winningest coach, surpassing John Fox.

Before joining the Panthers in 2011, Rivera coached the San Diego Chargers (2007-10), Chicago Bears (2004-06, 1997-98) and Philadelphia Eagles (1999-03). In 2006, the Bears defense led the NFL with 44 takeaways, helping propel Chicago to an appearance in Super Bowl XLI.

Rivera is just the third Latino head coach in NFL history, joining Tom Flores with the Oakland Raiders (1979-87) and Seattle Seahawks (1992-94) and Tom Fears with the New Orleans Saints (1967-70).


A second-round draft choice in 1984 by Chicago, Rivera played nine seasons with the Bears. Primarily an outside linebacker, he was a member of the Super Bowl XX championship team in 1985.

An All-American at the University of California, Rivera finished his career as the school's all-time leader in sacks with 22 and tackles with 336.

Born January 7, 1962 in Fort Ord, Calif., he and his wife, Stephanie, have two children – Christopher and Courtney.

RIVERA COACHING HISTORY

2011-	Carolina Panthers	Head Coach
2008-10	San Diego Chargers	Defensive Coordinator
2007-08	San Diego Chargers	Inside Linebackers
2004-06	Chicago Bears	Defensive Coordinator
1999-2003	Philadelphia Eagles	Linebackers
1997-98	Chicago Bears	Defensive Quality Control



Matt PATRICIA

NFL: 15th season
Lions: 1st season
Regular Season: 3-6 (.333)
Postseason: 0-0

Matt Patricia was named Lions' 27th head coach on February 5, 2018. Patricia is in his first season in Detroit after spending six seasons (2012-17) as defensive coordinator for the New England Patriots. He originally joined the Patriots as a coaching assistant in 2004 before serving as the assistant offensive line (2005), linebackers (2006-10) and safeties coach (2011).

He assisted in guiding New England to three Super Bowl Championships (XXXIX, XLIX, LI), six AFC Championships and 13 AFC East Division titles. In all 14 of his seasons with the Patriots, New England finished with 10 or more wins, including 11 seasons with 12 or more wins. During Patricia's six years as the team's defensive coordinator, the Patriots accumulated an NFL-best 75-21 (.781) record during that span and ranked second in points allowed (19.2). After moving over to coach the defensive side of the ball in 2006, Patricia helped New England finish among the top 10 in points allowed during 11 of his 12 seasons with the defense.

Patricia played center and guard at Rensselaer Polytechnic Institute. He earned a bachelor's degree in aeronautical engineering from Syracuse before receiving a master's degree in education from Massachusetts.

He coached collegiately at Syracuse as a graduate assistant (2001-03) and Amherst College where he coached the defensive line (1999-2000). He began his coaching career at his alma mater, Rensselaer Polytechnic Institute, as a graduate assistant in 1996 before spending two years working as an aeronautical engineer.

Patricia was born September 13, 1974 in Sherrill, N.Y. He and his wife, Raina, have three children, including sons Dominic and Dante, as well as a daughter, Giamina.

PATRICIA COACHING HISTORY

2018-	Detroit Lions	Head Coach
2012-17	New England Patriots	Defensive Coordinator
2011	New England Patriots	Safeties
2006-10	New England Patriots	Linebackers
2005	New England Patriots	Offensive Line Assistant
2004	New England Patriots	Offensive Assistant
2001-03	Syracuse	Offensive Grad Assistant
1999-00	Amherst	Defensive Line
1996	Rensselaer Polytech	Grad Assistant

GAME SUMMARY

CAROLINA 27, DETROIT 24

OCT. 8, 2017 • FORD FIELD • DETROIT, MICH.

Cam Newton and the Carolina Panthers earned their second impressive road victory in as many weeks, scoring 24 consecutive points before holding on for a 27-24 victory over the Detroit Lions. One week after a last-second victory at New England, the Panthers fell behind 10-3 against a fellow 3-1 team before dominating the second and third quarters. The onslaught began early in the second quarter when running back Christian McCaffrey scampered into the end zone from six yards for his first career touchdown on a beautifully designed shovel pass. The drive could have ended early with a punt, but on third-and-1 at Carolina's 34, Newton moved the chains with a 57-yard pitch and catch to tight end Ed Dickson - his second long reception of the day. Dickson finished with five catches for 175 yards, setting an NFL record for most yards per catch for a tight end with five or more catches. Newton looked like his 2015 MVP self in the victory, tossing two more touchdowns after the one to McCaffrey. Newton completed 79 percent of his passes and finished with 141.8 passer rating. Newton capped off the first half with 10-yard touchdown strike to Funchess, who returned to Ford Field for the first time since the state championship game when he was junior in high school. The receiver led the Panthers in both targets (eight) and receptions (seven). The duo combined for 111 receiving yards and two touchdowns on 11 receptions. Benjamin's biggest contribution came in the third quarter when he raced past his defender on a seam route down the left sideline. Newton dropped a perfectly placed pass into the outstretched arms of Benjamin, who reeled in the 31-yard touchdown pass to build the lead to 24-10.

PANTHERS INDIVIDUAL STATISTICS

RUSHING	ATT	YDS	AVG	LG	TD
J. Stewart	18	21	1.2	9	0
C. McCaffrey	3	7	2.3	5	0
C. Newton	7	0	0.0	5	0
Total	28	28	1.0	9	0

PASSING	ATT	CMP	YDS	SK/YD	TD	LG	IN	Rtg.
C. Newton	33	26	355	3/21	3	64	0	141.8
Total	33	26	355	3/21	3	64	0	141.8

PASS RECEIVING	REC	YDS	AVG	LG	TD
D. Funchess	7	53	7.6	15	1
E. Dickson	5	175	35.0	64	0
C. McCaffrey	5	31	6.2	10	1
J. Stewart	3	23	7.7	21	0
K. Benjamin	4	58	14.5	31t	1
R. Shepard	2	15	7.5	10	0
Total	26	355	13.7	64	3

Sacks: 6 - K. Short (2.0), M. Addison (1.0), C. Munnerlyn (1.0), J. Peppers (1.0), S. Thompson (1.0)
Interceptions: 0

SCORING

SCORE BY PERIODS	1	2	3	4	OT	TOTAL
Carolina Panthers	3	14	10	0	0	27
Detroit Lions	3	7	0	14	0	24

SCORING DRIVES

Team	Qtr	Time	Play Description (Extra Point) (Drive Info)	CAR	DET
Lions	1	11:32	M.Prater 30 yd. Field Goal (8-63, 3:28)	0	3
Panthers	1	3:51	G.Gano 21 yd. Field Goal (6-61, 3:01)	3	3
Lions	2	13:32	Z.Zenner 1 yd. run (M.Prater kick) (9-78, 5:19)	3	10
Panthers	2	11:04	C.McCaffrey 6 yd. pass from C.Newton (G.Gano kick) (5-75, 2:28)	10	10
Panthers	2	0:48	D.Funchess 10 yd. pass from C.Newton (G.Gano kick) (11-73, 4:10)	17	10
Panthers	3	10:43	K.Benjamin 31 yd. pass from C.Newton (G.Gano kick) (8-75, 4:17)	24	10
Panthers	3	9:26	G.Gano 44 yd. Field Goal (4--3, 1:09)	27	10
Lions	4	5:48	D.Fells 4 yd. pass from M.Stafford (M.Prater kick) (8-69, 3:10)	27	17
Lions	4	3:22	D.Fells 20 yd. pass from M.Stafford (M.Prater kick) (6-53, 0:51)	27	24

TEAM STATISTICS

	PANTHERS	LIONS
TOTAL FIRST DOWNS	16	19
THIRD DOWN EFFICIENCY	7-16-44%	5-13-38%
FOURTH DOWN EFFICIENCY	0-0-0%	0-1-0%
TOTAL NET YARDS	362	242
NET YARDS RUSHING	28	50
NET YARDS PASSING	334	192
PASS ATTEMPTS-COMPLETIONS-HAD INTERCEPTED	33-26-0	35-23-0
KICKOFFS NUMBER-IN END ZONE-TOUCHBACKS	6-6-5	5-3-2
PUNTS NUMBER AND AVERAGE	5-46.8	5-41.2
FGS - PATS HAD BLOCKED	0-0	0-0
TOTAL RETURN YARDAGE (NOT INCLUDING KICKOFFS)	13	6
PENALTIES NUMBER AND YARDS	11-100	1-10
FUMBLES NUMBER AND LOST	1-0	2-1
TOUCHDOWNS	3	3
EXTRA POINTS MADE-ATTEMPTS	3-3	3-3
FIELD GOALS MADE-ATTEMPTS	2-3	1-1
RED ZONE EFFICIENCY	2-3-67%	2-3-67%
GOAL TO GO EFFICIENCY	1-2-50%	2-2-100%
TIME OF POSSESSION	35:23	24:37

LIONS INDIVIDUAL STATISTICS

RUSHING	ATT	YDS	AVG	LG	TD
A. Abdullah	10	31	3.1	16	0
Z. Zenner	3	11	3.7	14	1
T. Riddick	2	8	4.0	8	0
Total	15	50	3.3	16	1

PASSING	ATT	CMP	YDS	SK/YD	TD	LG	IN	Rtg.
M.Stafford	35	23	229	6/37	2	25	0	103.2
Total	35	23	229	6/37	2	25	0	103.2

PASS RECEIVING	REC	YDS	AVG	LG	TD
M. Jones	6	54	9.0	12	0
G. Tate	5	48	9.6	22	0
T. Riddick	4	45	11.3	21	0
D. Fells	2	24	12.0	20t	2
J. Abbrederis	2	37	18.5	25	0
T. Jones	2	12	6.0	8	0
E. Ebron	1	6	6.0	6	0
A. Abdullah	1	3	3.0	3	0
Total	23	229	10.0	25	2

Sacks: 3 - E. Ansah (1.0), H. Ngata (1.0), A. Spence (1.0)
Interceptions: 0



nfc south

Carolina travels to Detroit, Atlanta hosts Dallas, Tampa Bay plays at the Giants and New Orleans hosts the Eagles in a late afternoon game.

THIS WEEK'S NFC SOUTH SCHEDULE

Sunday	Carolina at Detroit	1:00 p.m.
Sunday	Dallas at Atlanta	1:00 p.m.
Sunday	Tampa Bay at New York Giants	1:00 p.m.
Sunday	Philadelphia at New Orleans	4:25 p.m.

2018 NFC SOUTH STANDINGS

	W	L	T	PCT.	PF	PA
New Orleans	8	1	0	.889	330	232
Carolina	6	3	0	.667	241	232
Atlanta	4	5	0	.444	244	254
Tampa Bay	3	6	0	.333	232	291

dr1P cēntrāl

Panthers.com — For the most up-to-date information on the Carolina Panthers, please visit the team's official web site at www.panthers.com. Media information, including releases, flip cards, transcripts and media guide is available at www.panthers.com/news/media.

Credentialed media in the press box are encouraged to join the Panthers GameDay slack channel for immediate stats, notes and quotes. To join, email a request to will.bryan@panthers.nfl.com.

THE NĒXT 1ÑE

PRESEASON (3-1)

Thursday	Aug. 9	@ Buffalo	W, 28-23
Friday	Aug. 17	MIAMI	W, 27-20
Friday	Aug. 24	NEW ENGLAND	W, 25-14
Thursday	Aug. 30	@ Pittsburgh	L, 24-39

REGULAR SEASON (6-3)

Sunday	Sept. 9	DALLAS	W, 16-8
Sunday	Sept. 16	@ Atlanta	L, 24-31
Sunday	Sept. 23	CINCINNATI	W, 31-21
Sunday	Sept. 30	BYE	
Sunday	Oct. 7	NEW YORK GIANTS	W, 33-31
Sunday	Oct. 14	@ Washington	L, 17-23
Sunday	Oct. 21	@ Philadelphia	W, 21-17
Sunday	Oct. 28	BALTIMORE	W, 36-21
Sunday	Nov. 4	TAMPA BAY	W, 42-28
Thursday	Nov. 8	@ Pittsburgh	L, 21-52
Sunday	Nov. 18	@ Detroit	1 p.m.
Sunday	Nov. 25	SEATTLE	1 p.m.
Sunday	Dec. 2	@ Tampa Bay	1 p.m.
Sunday	Dec. 9	@ Cleveland	1 p.m.
Monday	Dec. 17	NEW ORLEANS	8:15 p.m.
Sunday	Dec. 23	ATLANTA	1 p.m.





#CAREOLINA

In the days after Hurricane Florence reached the Carolina coasts, head coach Ron Rivera addressed the media with a new #CAREolinas t-shirt featuring the hashtag and the states of North Carolina and South Carolina with the title "we share more than a state line" along the border.

The shirts were sold online through a link on Panthers.com and in stadium in Week 3, and the proceeds are going directly to the official recovery efforts of both states. Since the web campaign launched, over 10,000 shirts were purchased online.



PACKING BOXES

Carolina Panthers players, staff and families went to the Second Harvest Food Bank of Metrolina during the team's bye week to pack food donation boxes for shipment to areas of the Carolinas affected by the hurricane.

The Panthers packed over 5,000 boxes over three days at the food bank. Panthers owner David Tepper was a hands-on part of the effort as he packed boxes last Monday alongside the players. Continuing over the next few weeks, an additional 23,500 boxes funded by Tepper and his foundation will be shipped to affected areas of the Carolinas.

Prior to Carolina's game against Cincinnati, the David Tepper Charitable Foundation, Inc. and Carolina Panthers Charities announced an initial aid package with \$1 million going to the American Red Cross, \$450,000 going to regional food banks and \$250,000 to high school athletic programs affected by storm damage. Bank of America has pledged an additional \$100,000 to the high school relief fund, increasing the total to \$350,000 for regional high schools.



PEPPERS' CAMPAIGN

On Friday, Aug. 21st, Julius Peppers announced a donation and the launch of the Julius Peppers Hurricane Relief Fund through the *Foundation For The Carolinas*. Peppers gave \$100,000 to the fund to aid in relief efforts, and he encouraged teammates, fans and the wider community to donate as well. Quarterback Cam Newton then publicly tweeted that he would match Peppers' \$100,000 gift to the campaign.

On Tuesday, Oct. 9, Peppers went to Robeson County, N.C., where he worked with the United Way to assist hurricane victims. On Tuesday, Oct. 23, he traveled to Marlboro County, S.C., to assist with recovery efforts there.

Peppers is originally from Bailey, N.C., and went to college at North Carolina. Info on the campaign is on the front page of Panthers.com.



ONE CAROLINA

The Panthers wore "One Carolina" helmet stickers to show solidarity with hurricane recovery efforts in North and South Carolina.

Along with the Panthers, 44 colleges and universities from Division I to Division II, Division III, NAIA and even junior colleges wore the same stickers in games in and out of the states to increase awareness and promote the same solidarity.





2018 WEEKLY RANKINGS

Category	Week 1	Week 2	Week 3	Week 4	Week 5	Week 6	Week 7	Week 8	Week 9	Week 10	Week 11	Week 12	Week 13	Week 14	Week 15	Week 16	Week 17
Net Yards per game	28th	16th	15th	18th	19th	22nd	18th	19th	13th	18th							
Rushing Yards per game	6th	5th	1st	1st	1st	4th	4th	2nd	2nd	3rd							
Net Passing Yards per game	28th	20th	25th	25th	25th	26th	22nd	22nd	22nd	24th							
Third Down Efficiency	18th	14th	13th	12th	20th	21st	17th	16th	14th	13th							
Points per game	25th	22nd	13th	16th	12th	17th	18th	12th	11th	9th							
Opp. Net Yards per game	3rd	13th	19th	14th	20th	14th	13th	13th	11th	15th							
Opp. Rushing Yards per game	10th	25th	17th	19th	8th	15th	9th	8th	8th	9th							
Opp. Net Passing Yards per game	3rd	7th	16th	13th	26th	15th	17th	17th	19th	22nd							
Opp. Third Down Efficiency	4th	14th	15th	16th	5th	9th	4th	7th	8th	20th							
Sacks	2nd	8th	10th	21st	24th	22nd	18th	21st	18th	22nd							
Opp. Points per game	3rd	8th	12th	8th	13th	10th	5th	11th	12th	23rd							

YEARLY RANKINGS

Category	1995	1996	1997	1998	1999	2000	2001	2002	2003	2004	2005	2006	2007	2008	2009	2010	2011	2012	2013	2014	2015	2016	2017	2018
Net Yards per game	26	23	26	20	6	20	30	31	16	13	22	24	29	10	19	32	7	12	26	16	11	19	19	18
Rushing Yards per game	20	15	15	28	20	29	29	25	7	28	19	24	14	3	3	13	3	9	11	7	2	10	4	3
Net Passing Yards per game	24	22	26	14	2	12	26	30	18	9	17	15	29	19	27	32	13	16	29	19	24	21	28	24
Third Down Efficiency	20	21	2	13	10	15	30	30	20	10	6	32	24	19	19	30	10	6	4	12	7	23	7	13
Points per game	25	7	27	12	4	21	29	30	15	13	8	27	26	7	21	32	5	18	18	19	1	15	12	9
Opp. Net Yards per game	7	10	15	30	26	27	31	2	8	20	3	7	16	18	8	18	28	10	2	10	6	21	7	15
Opp. Rushing Yards per game	10	8	22	26	24	26	31	8	11	17	4	11	18	20	22	23	25	14	2	16	4	6	3	9
Opp. Net Passing Yards per game	14	12	9	28	23	26	28	4	9	18	9	4	17	16	4	11	24	13	6	11	11	29	18	22
Opp. Third Down Efficiency	15	1	17	26	30	27	27	2	8	31	27	3	26	18	7	16	27	9	12	22	13	10	13	20
Sacks	14t	1	23	21t	23t	27t	28	2	8	24t	7	6t	31	9	22t	20t	24t	9t	1	12t	6	2	3	22
Opp. Points per game	8	2	13t	27	26	12	28	5	10	15t	5	8t	15	12	9	26	27	18	2	21	6	26	11	23

YEARLY AVERAGES

Category	1995	1996	1997	1998	1999	2000	2001	2002	2003	2004	2005	2006	2007	2008	2009	2010	2011	2012	2013	2014	2015	2016	2017	2018
Net Yards per game	288.7	300.8	288.4	298.8	355.3	290.9	265.9	267.5	321.3	326.6	309.4	307.7	284.9	349.7	331.0	258.4	389.8	360.7	316.9	346.7	366.9	343.7	323.7	357.2
Rushing Yards per game	98.3	108.1	110.6	91.1	95.3	74.1	85.8	99.1	130.7	98.9	104.9	103.7	114.0	152.3	156.1	115.4	150.5	130.5	126.6	127.3	142.6	113.4	131.4	138.4
Net Passing Yards per game	190.4	192.7	177.8	207.6	260.1	216.1	180.1	168.4	190.6	227.7	204.4	204.0	170.9	197.4	174.9	143.1	239.3	230.2	190.2	219.4	224.3	230.3	192.3	218.8
Third Down Efficiency	38.1	37.2	44.0	37.0	38.3	39.4	30.6	28.6	35.6	40.3	42.2	31.1	36.2	39.3	37.3	30.4	40.5	43.1	43.8	41.9	42.4	37.2	41.9	40.2
Points per game	18.1	22.9	16.6	21.0	26.3	19.4	15.8	16.1	20.3	22.2	24.4	16.9	16.7	25.9	19.7	12.3	25.4	22.3	22.9	21.2	31.3	23.1	22.7	26.7
Opp. Net Yards per game	314.2	298.5	311.3	365.1	343.9	353.5	371.4	290.4	295.3	336.4	282.6	296.1	324.8	331.2	315.8	335.9	377.6	333.1	301.3	339.8	322.9	359.8	317.1	357.2
Opp. Rushing Yards per game	98.5	97.6	123.3	133.3	118.6	121.5	143.8	103.3	107.6	119.0	91.6	108.6	110.7	119.5	124.8	123.8	130.8	110.1	86.9	112.0	88.4	91.6	88.1	99.0
Opp. Net Passing Yards/game	215.7	200.9	187.9	231.8	225.3	232.0	227.6	187.1	187.7	217.4	191.1	187.5	214.1	211.7	191.0	212.1	246.8	223.0	214.3	227.8	234.5	268.2	229.1	258.2
Opp. Third Down Efficiency	40.8	32.4	36.9	41.7	41.6	43.3	41.6	32.9	34.7	46.0	40.7	31.5	42.5	39.7	35.5	38.0	42.8	36.1	35.8	42.4	37.9	37.9	37.9	40.2
Sacks	36	60	36	37	35	27	26	52	39	34	45	41	23	37	31	31	31	39	59	40	44	47	50	22
Opp. Points per game	20.3	13.6	19.6	25.8	23.8	19.4	25.6	18.9	19.0	21.2	16.2	19.1	21.7	20.6	19.3	25.5	26.8	22.7	15.1	23.4	19.3	25.1	20.4	25.8



milēštøñē šāūcē

Team

--The Panthers need two more wins to reach 200 wins in franchise history, including the postseason. Carolina is 198-195-1 all-time including the postseason.

--Carolina has won 10 home games in a row dating back to last season. That streak ties the Patriots (10) for the longest active home win streak in the NFL. New England's last home loss came against the Panthers (10/1/17). The streak is also tied for the second-longest home win streak, including playoffs in franchise history.

--The Panthers currently sport the NFL's longest consecutive game streak without overtime (50), dating back to Carolina's OT win over Indianapolis (11/12/15).

--Carolina can become one of just five teams to reach the playoffs in five of the last six seasons (if Seattle, Green Bay, Pittsburgh, and New England make the playoffs in 2018).

Ron Rivera

--Rivera needs four more regular-season wins to pass John Fox (73) for the most regular-season coaching wins in franchise history. In his eighth season with Carolina, Rivera has a 70-50-1 record.



Cam Newton

--Newton (233) needs 14 total touchdowns to pass Dan Marino (246) for second all-time through the first eight seasons of a career. He just passed Brett Favre for sole possession of third place.

--Newton (31,832) needs 1,689 total yards to pass Matt Ryan (33,520) for second-most combined yards (passing and rushing) through a quarterback's first eight seasons.

--Newton (4,672) needs 257 rushing yards to pass Randall Cunningham (4,928) for second all-time in rushing yards by a quarterback.

--Newton can become the first QB in NFL history to rush for at least 700 yards in four seasons.

--Newton (17) needs four game-winning drives to tie Jake Delhomme (21) for most in franchise history.



Devin Funchess

--Funchess (2,129) needs 257 receiving yards to pass Brandon LaFell (2,385) for seventh place all-time in franchise history.

--Funchess (156) needs seven receptions to pass Jonathan Stewart (162) for ninth place all-time in catches in franchise history.

Christian McCaffrey

--McCaffrey (57) needs seven receiving first downs to pass DeAngelo Williams (63) for the most by a running back in franchise history.

Greg Olsen

--Olsen (7,814) needs 105 receiving yards to pass Jackie Smith (7,918) for seventh all-time in receiving yards among tight ends.

--Olsen (661) needs two receptions to pass Ozzie Smith (662) for fifth-place all-time in receptions among tight ends.

Julius Peppers

--Peppers (157.5) needs three sacks to pass Kevin Greene (160.0) for the third-most sacks in NFL history since it became a statistic in 1982.

--Peppers (51) needs two forced fumbles to pass Robert Mathis (52) for most forced fumbles since 2000.

--Peppers (80) needs four pass deflections to pass Jason Taylor (83) for most since 2000 among defensive linemen.

Luke Kuechly

--Kuechly (16) needs four interceptions to become the third linebacker in NFL history with 20 interceptions in his first seven seasons played.

--Kuechly (23) needs four takeaways for the most takeaways by an NFL linebacker in his first seven seasons.

--Kuechly (890) needs 27 tackles (press box stats) to pass Patrick Willis (916) for the most tackles in an NFL player's first seven seasons.



Mario Addison

--Addison (44.0) needs 12.0 sacks to pass Mike Rucker (55.5) for third place in franchise history in sacks.

Kawann Short

--Short (32.0) needs 3.0 sacks to pass Greg Hardy (34.0) for sixth all-time in franchise history.

Donte Jackson

--Jackson (4) needs two interceptions to tie Chris Gamble (6) for the most picks by a rookie in franchise history.



2nd-most picks

Since 2015, the Panthers defense has recorded 62 interceptions, the second-most in the NFL.

NFL TEAM LEADERS, INTERCEPTIONS, 2015-18

Team	INTs
Kansas City	67
Carolina	62
Cincinnati	59

Over that same stretch, the Panthers have totaled 102 takeaways, second-most in the NFL since 2015.

NFL TEAM LEADERS, TOTAL TAKEAWAYS, 2015-18

Team	Takeaways
Kansas City	103
Carolina	102
Arizona	94

Since 2015, the Panthers are fourth in the NFL with a turnover differential of +23. Over that stretch, the Panthers lead the NFL with 370 points off turnovers.

Since 2011 with Rivera, the Panthers have gone 52-5-1 when winning the turnover battle. Carolina has won 17 straight games when positive in turnovers.



This season, Carolina has 15 takeaways for a turnover differential of +6. Carolina has scored 51 points off turnovers while allowing 32 points off turnovers. The Panthers have been even or positive in turnovers in seven of nine games, going 6-1 in those games and 5-0 in games when winning the turnover battle outright.

This season, the Panthers rank:

- 7th in turnover differential (+6)
- 9th in points off turnovers (51)
- 8th in total takeaways (15)
- 4th in interceptions (11)
- 8th in fewest giveaways (9)

FRÄZIER & PØPŠ

Panthers defensive end Julius Peppers is the longest tenured defensive player currently active in the NFL. He is followed by teammate Mike Adams who is the third-longest on defense in terms of career games played.

With ages of 38 and 37, the two players rank first and second, respectively, as the oldest two defensive players still active.

ALL-TIME GAMES PLAYED - DEFENSE, ACTIVE

Player, Team	Games	Seasons
Julius Peppers, Car.	259	17
Terrell Suggs, Balt.	224	16
Mike Adams, Car.	215	15

This season, Peppers has three sacks and two forced fumbles, while Adams has three interceptions.

The Panthers have three of the top six active tacklers in the NFL on the field every game. Thomas Davis, Luke Kuechly and Mike Adams all rank in the top six.

NFL TACKLE LEADERS / ACTIVE (press box stats)

Player, Team	Tackles
Antoine Bethea, Ariz.	1,173
Thomas Davis, Car.	1,028
Eric Weddle, Balt.	1,013
Luke Kuechly, Car.	890
Bobby Wagner, Sea.	841
Mike Adams, Car.	839



šäck tůňch

Julius Peppers, Mario Addison, Kawann Short and Thomas Davis all rank in the top eight of the Panthers all-time sack leaders.

PANTHERS CAREER SACK LEADERS

Player	Sacks	Seasons
Julius Peppers	95.0	2002-09; 2017-18
Charles Johnson	67.5	2007-17
Mike Rucker	55.5	1999-2007
Mario Addison	44.0	2012-18
Kevin Greene	41.5	1996, 1998-99
Greg Hardy	34.0	2010-14
Kawann Short	31.5	2013-18
Thomas Davis	28.0	2005-18



RÜÑÑ1ÑG fôr ¥EÄRŠ

Since 2011, the year Carolina drafted Cam Newton, the Panthers rank third in the NFL in rushing yards with 16,002. Carolina also ranks second in rushing touchdowns since 2011 with 133.

Carolina has boasted a top-10 rushing offense in six of the last seven seasons with Newton and head coach Ron Rivera. Under Rivera, the Panthers have gone 63-33 when rushing for over 100 yards in a game.

NFL TEAM RUSHING YARDS LEADERS, 2011-18

Team	Rushing Yards
Seattle	16,143
Buffalo	16,094
Carolina	16,002
San Francisco	15,349

NFL TEAM RUSHING TOUCHDOWNS LEADERS, 2011-18

Team	Rushing TDs
New England	136
Carolina	133
New Orleans	125
Minnesota	117

Ø-ŁÎÑE ŠTRØÑG

In Weeks 2 and 3, the Panthers offensive line was made up of only one originally projected starter in his original position, being center Ryan Kalil. Carolina signed left tackle Chris Clark and moved Taylor Moton to right tackle with starters Matt Kalil and Daryl Williams on injured reserve.

Despite some reshuffling, the offensive line has performed admirably this season. Carolina has allowed 17 sacks through eight games, tying for sixth in the NFL this season.



3rd ÎÑ ÑFL

In Weeks 3-5, the Panthers were at the top of the NFL rushing charts and currently rank third at 138.4 yards per game.

Since 2011, the Panthers have ranked number one in rushing in seven different weeks, and the team has finished in the top 10 in rushing in all but one season under Rivera when they finished 11th in 2013.

NFL TEAM RUSHING YARDS LEADERS, 2018

Team	Rushing Yards/Game
Seattle	152.2
Los Angeles Rams	144.8
Carolina	138.4
San Francisco	134.7

This season, the Panthers rank:

- 3rd in rushing yards per game (138.4)
- 3rd in rushing yards per carry (5.11)
- t-1st in rushes over 10 yards (44)
- t-3rd in rushing touchdowns (12)



ñø fißßiñg thešē #š

0 - teams with more drip and sauce than Carolina

1 - loss when leading at halftime since Week 10 of 2016

1 - missed field goal by Graham Gano in 2017 and 2018

2 - wins to reach 200 as a franchise all-time

3 - more sacks by Julius Peppers to pass Kevin Greene for third-place in NFL history

5 - different Panthers (Reid, Munnerlyn, Adams, Jackson, Butler) have recorded takeaways in the last four games

8 - straight games with at least two passing touchdowns by Cam Newton, a new franchise record

13 - wins by three points or fewer by the Panthers since 2013, tied for second-most in the NFL

21 - percent of rushing attempts by Christian McCaffrey with 8 or more defenders in the box

34 - interceptions by cornerbacks and safeties by the Panthers since 2015





TEAM NOTES



čløšē = ₩

Last season, Carolina went 7-1 in games decided by seven points or fewer. The Panthers are 2-2 in those games this season.

Carolina's nine wins in games decided by seven or fewer points ties for second in the NFL in 2017-18.

NFL / WINS BY 7 POINTS OR FEWER / 2017-18

Team	Wins
Pittsburgh	11
Carolina	9
Tennessee	9
Atlanta	9



Since 2013, the Panthers are 26-14 for a .646 winning percentage in games decided by seven or fewer points. Over that span, Carolina is tied for the most wins and third in winning percentage in the NFL.

NFL / WINS BY 7 POINTS OR FEWER / 2013-18

Team	Wins	Win Pct.
Miami	27	67.3
New England	26	70.3
Carolina	26	64.6

Since 2013, the Panthers are 13-8 in games decided by three points or fewer and have won five such games in a row dating back to Week 17 of the 2016 season.

NFL / WINS BY 3 POINTS OR FEWER / 2013-18

Team	Wins	Win Pct.
Detroit	14	53.9
Arizona	14	60.4
New England	13	86.6
Oakland	13	68.4
Carolina	13	61.4

The Panthers have had seven seasons where they've had a winning record and at least four wins in games decided by seven points or less. They went to the playoffs in each of those seasons.

rēvēršē 1t

Under new offensive coordinator Norv Turner, the Panthers have become very versatile with rushing and receiving threats in unconventional places.

Carolina leads the NFL in rushing by non-running backs with 549 yards and six touchdowns. DJ Moore (122) has the second-most rushing yards of any wide receiver, while Cam Newton (352) has the most rushing yards of any quarterback.

NFL / RUSHING YARDS: QB, WR, TE / 2018

Team	Rush Att	Rush Yds	Rush TDs
Carolina	90	549	6
Chicago	55	369	3
Dallas	54	311	3

When adding in receiving yards from running backs, Carolina leads the league in total rushing and receiving yards from non-conventional positions (rushing by non-running backs, receiving by non-receivers or tight ends), as well as total TDs.



NFL / SCRIMMAGE YARDS (non-conventional positions) / 2018

Team	Scrim Yds	Rush Yds	Rec Yds	Total TDs
Carolina	1,012	549	463	11
Chicago	922	369	553	6
Kansas City	894	297	597	9

4 - 9

This season, the Panthers rank second in the NFL in points scored in the fourth quarter. Carolina scored 21 unanswered points at Philadelphia in Week 7 to spark the largest fourth quarter comeback in franchise history.

NFL / POINTS IN 4TH QUARTER / 2018

Team	Points	Point Margin
New Orleans	95	+30
Carolina	88	+31
Indianapolis	86	+30

Carolina's point differential of +31 in the fourth quarter leads the NFL, while 88 points is on pace for the most in the fourth quarter in a season in franchise history.



RED ZONE ŠWAG

Carolina went a perfect 5-for-5 in touchdowns in the red zone against Tampa Bay in Week 9, marking just the third time in franchise history that Carolina was perfect in the red zone while scoring at least five touchdowns.

The Panthers currently rank third in the league in red zone touchdown percentage (73.3).

NFL LEADERS / RED ZONE TD % / 2018

Team	Red Zone TD Pct.	Red Zone TDs
Pittsburgh	78.57	24
Cincinnati	77.78	23
Carolina	73.33	22
Seattle	73.08	19



š1ñcē thāt crāzȳ 9ūārtēr

In the fourth quarter of Week 6 at Philadelphia, Carolina scored 21 unanswered points on three straight possessions to defeat the Eagles in the largest fourth-quarter comeback in franchise history.

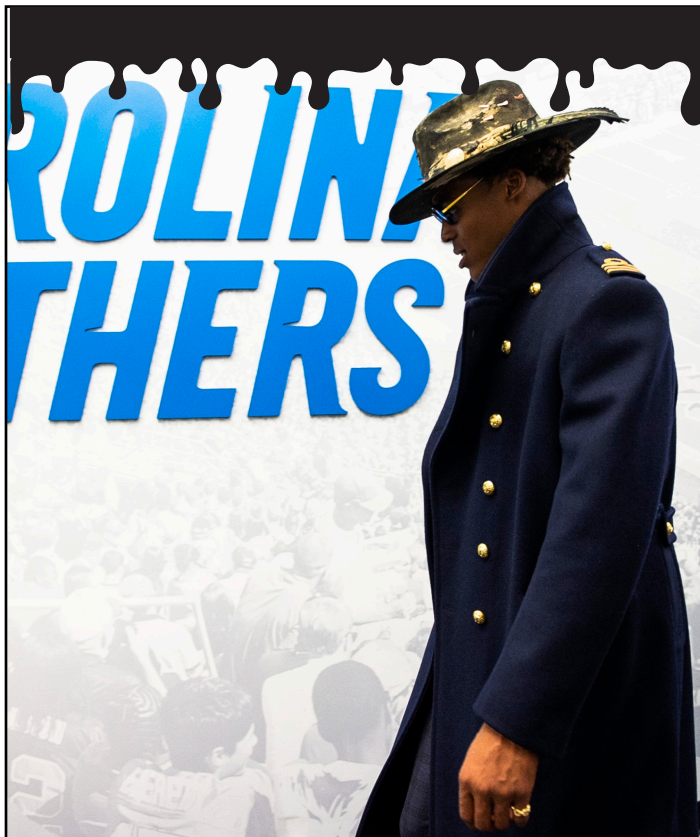
Since the beginning of that quarter, the Panthers offense has put up gaudy numbers. The Panthers have scored 16 touchdowns on 35 drives for 3.4 points per drive.

Since that quarter, Carolina has scored 120 points which ranks second in the NFL behind New Orleans (143) over that stretch.



NFL LEADERS / SCORING / SINCE 4TH QUARTER, WEEK 7

Team	Points
New Orleans	143
Carolina	120
Pittsburgh	108
Los Angeles Rams	107
Chicago	106



fēw pēñāltiēs

In 2017, the Panthers led the NFL in fewest penalties (83) and penalty yards (682).

That has continued this season as the Panthers have the second-fewest combined penalties from 2017 and 2018 at 132.

NFL TEAM LEADERS, FEWEST PENALTIES, 2017-18

Team	PENALTIES	PENALTY YDS
Tennessee	126	1125
Carolina	123	1139
New England	142	1199
New York Giants	145	1410



TEAM NOTES

D LÍÑE

The Carolina Panthers sported a dominant and sometimes overlooked defensive line in the last six seasons under former defensive line coach Eric Washington. Washington was promoted to defensive coordinator in 2018, and he aims to work with his replacement, Brady Hoke, on maintaining that production.

Since 2012, no group of defensive linemen produced more sacks than Carolina's 234.0.

NFL TEAM LEADERS / SACKS BY DEFENSIVE LINEMEN / 2012-18

Team	Sacks
Carolina	234.0
Minnesota	220.0
Los Angeles Rams	217.0
Cincinnati	199.0

The defensive line's 234.0 sacks are part of an NFL-leading 302 total sacks by Carolina from 2012-18.

NFL TEAM LEADERS / SACKS / 2012-18

Team	Sacks
Carolina	302
Los Angeles Rams	291
Denver	289
Minnesota	278

CAROLINA'S SACK TOTALS / 2012-18

Season	Sacks (NFL Rank)
2012	39 (9th)
2013	60 (1st)
2014	40 (13th)
2015	44 (6th)
2016	47 (2nd)
2017	50 (3rd)
2018	22 (21st)

The 60 sacks in 2013 tied the Panthers franchise record set in 1996 and were the most by a team in a single season since San Diego had 61 in 2006.

The defensive line has not only been productive in getting to the quarterback, but also at stopping the run. Carolina's run defense has ranked in the top six in the NFL in four of the past seven years.

CAROLINA'S RUN DEFENSE RANKINGS / 2012-18

Season	Yards/Game Allowed (NFL Rank)
2012	110.1 (14th)
2013	86.9 (2nd)
2014	112.0 (16th)
2015	88.4 (4th)
2016	91.6 (6th)
2017	88.1 (4th)
2018	99.0 (9th)
Total	96.4 (1st)

Carolina has allowed just 96.4 rushing yards per game in the past seven seasons, best in the NFL.

The recent crop of defensive linemen have accumulated a number of honors.

In 2013, defensive end Greg Hardy earned All-Pro and Pro Bowl honors while defensive tackles Star Lotulelei and Kawann Short earned PFWA All-Rookie honors. Defensive end Kony Ealy was a PFWA All-Rookie choice in 2014, and in 2015, Short earned All-Pro and Pro Bowl honors.

PANTHERS DEFENSIVE LINE POSTSEASON HONORS

2013

Greg Hardy: AP All-Pro 2nd Team; Pro Bowl; Sporting News All-Pro

Star Lotulelei: PFWA All-Rookie

Kawann Short: PFWA All-Rookie

2014

Kony Ealy: PFWA All-Rookie

2015

Kawann Short: AP All-Pro Second-Team; Pro Bowl

Since 2013, a Panthers defensive lineman has earned NFC Defensive Player of the Week honors six times, which ranks second among every team's defensive position group since 2013. Hardy was recognized twice in 2013 (Week 3 and Week 17). Short and Lotulelei are the only defensive tackles in Panthers history to earn NFC Defensive Player of the Week honors as Short was recognized in Week 6 of 2015 and Lotulelei received recognition in Week 8 of 2016. Peppers won Defensive Player of the Week honors in Week 4 of 2017. Efe Obada won Defensive Player of the Week honors in Week 3 of 2018.

Short also has two NFC Defensive Player of the Month awards on his resume, earning the recognition in October and December of 2015. Short is the first player in franchise history to win multiple Player of the Month Awards in a single season and the first defensive tackle in the NFL to win multiple Player of the Month Awards in a single season.

PANTHERS DEFENSIVE LINE IN-SEASON AWARDS / 2013-18

NFC Defensive Players of the Week

2013

Greg Hardy: Week 3; Week 17

2015

Kawann Short: Week 6

2016

Star Lotulelei: Week 8

2017

Julius Peppers: Week 4

2018

Efe Obada: Week 3

NFC Defensive Players of the Month

2015

Kawann Short: October; December



ÎRØÑMEÑ

The Panthers have several players that maintain long streaks in terms of consecutive games played and consecutive starts.

Julius Peppers ranks second in the NFL in consecutive games played among position players with 169.

CONSECUTIVE GAMES PLAYED, ALL POSITION PLAYERS (active)

Player	Consecutive Games Played
Philip Rivers, LAC	202
Julius Peppers, Car.	169

CONSECUTIVE GAMES PLAYED, DEFENSIVE ENDS (active)

Player	Consecutive Games Played
Julius Peppers, Car.	169
Cameron Jordan, N.O.	121

CONSECUTIVE GAMES PLAYED, DEFENSIVE TACKLES (active)

Player	Consecutive Games Played
Ndamukong Suh, LA-R	109
Malik Jackson, Jax	99
Damon Harrison, NYG	91
Kawann Short, Car.	89

CONSECUTIVE GAMES STARTED, DEFENSIVE TACKLES (active)

Player	Consecutive Games Started
Ndamukong Suh, LA-R	109
Kawann Short, Car.	66

ÑØ DRÅFT ÑØ MÅTTER

The Panthers have 19 undrafted players on this year's active roster. Of the 19, 11 have started games on offense or defense, while four have earned Pro Bowl accolades at some point in their career.

UNDRAFTED PLAYERS ON ROSTER

Name	Career GP/GS
S Mike Adams	215/142
DE Mario Addison	104/29
WR Damiere Byrd	15/3
RB Travaris Cadet	72/2
T Chris Clark	114/61
DE Bryan Cox, Jr.	11/0
K Graham Gano	131/0
CB Josh Hawkins	31/3
QB Taylor Heinicke	3/0
DE Wes Horton	70/33
LB Ben Jacobs	66/0
LS J.J. Jansen	153/0
C Tyler Larsen	31/17
DT Kyle Love	93/28
G Brendan Mahon	2/0
TE Chris Manhertz	32/8
DE Efe Obada	7/0
P Michael Palardy	32/0
G Greg Van Roten	29/9

møšt pīø bōwēļš

The Carolina Panthers lead the NFL with the most Pro Bowlers on the team's roster with 14. In 2015, Carolina led the NFL with 10 Pro Bowl selections, setting a franchise record.

PRO BOWLERS ON ROSTER

Team	Pro Bowlers
Carolina	14
Philadelphia	13
Atlanta	12
Los Angeles Rams	12
Oakland	12

PANTHERS PRO BOWLERS

Name	Number of Selections
Julius Peppers	9 (5-Car, 3-Chi, 1-GB)
Luke Kuechly	5
Ryan Kalil	5
Thomas Davis	3
Cam Newton	3
Greg Olsen	3
Trai Turner	3
Mike Adams	2 (2-Ind)
Dontari Poe	2 (2-K.C.)
Graham Gano	1
Kawann Short	1
J.J. Jansen	1
Eric Reid	1 (1-SF)
Matt Kalil*	1 (1-Min)

*-IR





DÜÄL-THREÄT

Now in his eighth season, Cam Newton passed Brett Favre and needs 14 total touchdowns to pass Dan Marino for second all-time through his first eight seasons. He has 21 touchdowns in 2018.

MOST TOTAL TOUCHDOWNS / FIRST 8 SEASONS

Player	Total TD	Pass TD	Rush TD
Peyton Manning	253	244	9
Dan Marino	246	241	5
Cam Newton	233	175	58
Brett Favre	224	213	11

Newton is the only player to lead a current NFL franchise in both career touchdown passes (175) and career rushing touchdowns (58). Newton is the first quarterback in NFL history with at least 50 rushing touchdowns in a career.

Newton has 39 career games with both a passing and rushing touchdown, the most in NFL history. He also has three regular season games and one postseason game with at least two rushing touchdowns and two passing touchdowns. His three regular season games rank second in NFL history.



Newton needs 1,689 total yards to catch Matt Ryan for second-most combined yards through a quarterback's first eight seasons.

MOST COMBINED YARDS RUSH & PASS / FIRST 8 SEASONS

Player	Total Yards	Pass Yards	Rush Yards
Peyton Manning	33,854	33,189	665
Matt Ryan	33,520	32,757	763
Cam Newton	31,832	27,160	4,672

Newton is one of just three players in NFL history, along with Peyton Manning of the Indianapolis Colts (1998-2004) and Andy Dalton of the Cincinnati Bengals (2011-17), to have at least 3,000 passing yards in each of their first seven seasons.

He has recorded six seasons of at least 3,000 passing yards AND 500 rushing yards, the most in NFL history.

Newton has now rushed for at least 700 yards in three NFL seasons and joins Michael Vick (three) as the only quarterbacks with three 700-yard rushing seasons in a career.

3rd äll-timē

Cam Newton has continued to move up the all-time ranks for total rushing yardage among all-time quarterbacks. Newton ranks third all-time in rush yards by a quarterback in NFL history.

Newton had more rushing yards than Michael Vick (3,954) through Vick's first seven seasons of his career. Newton needs 257 rushing yards to pass Randall Cunningham for second all-time.

RUSH YARDS BY A QB / NFL / ALL-TIME

Player	Yards	Years
Michael Vick	6,109	2001-06, 2009-15
Randall Cunningham	4,928	1985-01
Cam Newton	4,672	2011-pres
Steve Young	4,239	1985-99

In Week 5 against the Giants, Newton passed Cunningham's 4,482 rushing yards with the Eagles, becoming the NFL's all-time leader for quarterback rushing yards with a single franchise.



3rd 1ñ fräñchîsē

Cam Newton ranks third in franchise history in rushing yards, trailing DeAngelo Williams and Jonathan Stewart.

Newton is the only quarterback in NFL history to rank in the top three in a franchise in rushing yards. While Newton is third in yards among Stewart and Williams, he leads them in rushing touchdowns, rushing average and trails Jonathan Stewart by 20 rushing first downs for first all-time.

CAROLINA PANTHERS ALL-TIME RUSHING LEADERS

Player	Yards	Avg.	Long	TDs	1st Downs
Jonathan Stewart, 2008-2017	7,318	4.31	69	51	368
DeAngelo Williams, 2006-14	6,846	4.78	77	46	290
Cam Newton, 2011-present	4,672	5.17	72	58	348

štīt f1ršt

In 2017, Newton rushed for 754 yards on 139 attempts for a rushing average of 5.42 per carry, setting career highs in rushing yards and attempts. It was the second time in his career that he led the team in rushing.

In 2018, Newton leads all NFL quarterbacks in rushing. Newton has finished first in rushing by a quarterback in four of his previous seven seasons.

RUSH YARDS BY A QB / NFL / 2018

Player	Yards	Avg.	Long	1stD	TDs
Cam Newton, Car.	352	4.69	29	25	4
Mitchell Trubisky, Chi.	320	7.80	39	21	3
Blake Bortles, Jax.	269	6.40	41	20	1



ALL-TIME PASSER

In his eighth season, quarterback Cam Newton is the Panthers' all-time record holder in passing yards (27,160), passing touchdowns (175), pass attempts (3,712), pass completions (2,201), 300-yard passing games (17) and QB wins (68).

PANTHERS CAREER LEADERS, PASSING YARDS

Player	Yards	Att	Cmp	TD
Cam Newton, 2011-pres	27,160	3,712	2,201	175
Jake Delhomme, 2003-09	19,258	2,669	1,580	120
Steve Beuerlein, 1996-2000	12,690	1,723	1,041	86

BEST PASSER RATING IN THE RED ZONE

CAM NEWTON - 124.7

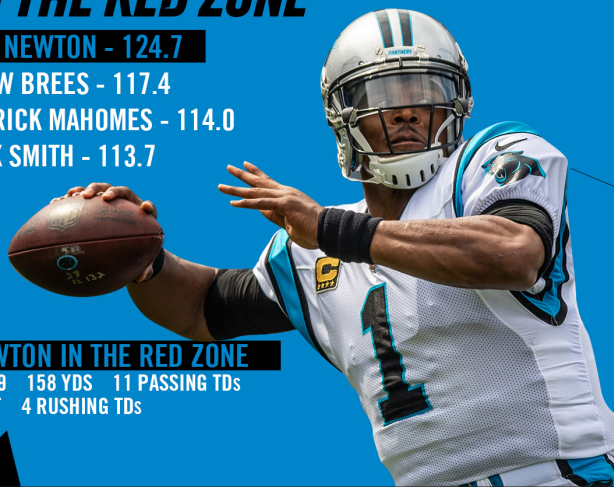
DREW BREES - 117.4

PATRICK MAHOMES - 114.0

ALEX SMITH - 113.7

NEWTON IN THE RED ZONE

21/29 158 YDS 11 PASSING TDs
0 INT 4 RUSHING TDs



ØÑ PÅÆÆ

Through the first nine games, some of Newton's passing numbers are on pace to be new career and franchise bests in several different categories:

Category	2018	Previous Best (Yr.)	Franchise Record
Passer Rating:	101.2	99.4 (2015)*	99.4
Completion Pct:	68.5	61.7 (2013)	63.0
Completions/game:	22.2	19.4 (2011)	21.4
Sacks/game:	1.89	2.06 (2015)	1.25
Interceptions/game:	0.6	0.6 (2015)	0.6



RÜŠH ŠÅÜÆÆ

Quarterback Cam Newton's 58 rushing touchdowns are the second-most among active players in the NFL since his rookie season in 2011.

NFL LEADERS, ACTIVE, RUSHING TOUCHDOWNS, 2011-18

Player	TDs
Marshawn Lynch, Oak.	61
Cam Newton, Car.	58
LeSean McCoy, Buf.	57
Adrian Peterson, Was.	51

Newton scored a team-leading 14 rushing touchdowns in 2011, the most-ever by a quarterback in NFL history, surpassing the previous mark of 12 by Steve Grogan in 1976. He long surpassed the NFL record for most rushing touchdowns by a quarterback, previously held by Steve Young.

NFL QUARTERBACKS LEADERS SINCE 1970, RUSHING TD

Player	TDs
Cam Newton, 2011-present	58
Steve Young, 1985-99	43
Kordell Stewart, 1995-2005	38

Newton's total 348 rushing first downs are now the all-time NFL record for most rushing first downs by a quarterback, passing Michael Vick's 343.

NFL LEADERS / RUSHING 1ST DOWN PCT / 2011-18

Player	1st Pct.	1st	Att
Cam Newton, Car.	38.5	348	903
Russell Wilson, Sea.	33.2	203	611
Alex Smith, Was.	28.4	124	437

Newton has the most rushing touchdowns in Panthers franchise history with 58. He is also tied with Jonathan Stewart for second in franchise history in total touchdowns.

CAROLINA PANTHERS ALL-TIME RUSHING TOUCHDOWN LEADERS

Player	Rush TD
Cam Newton, 2011-present	58
Jonathan Stewart, 2008-17	51
DeAngelo Williams, 2006-14	46
Stephen Davis, 2003-05	20

MOST TOTAL TOUCHDOWNS / PANTHERS HISTORY

Team	Total TD	Rush TD	Rec TD	Ret TD
Steve Smith Sr., 2001-13	75	2	67	6
Cam Newton, 2011-pres	58	58	0	0
Jonathan Stewart, 2008-17	58	51	7	0
DeAngelo Williams, 2006-14	53	46	7	0



GAME-WINNING DRIVES

Quarterback Cam Newton has led 17 career game-winning drives (defined as a drive that puts the team ahead for good in the fourth quarter or overtime).

Newton's three game-winning drives in 2017 were the third-most in a season in his career and tied for seventh-most in the NFL in 2017.

Jake Delhomme owns the franchise record with 21 game-winning drives.

CAM NEWTON, GAME-WINNING DRIVES

vs. Jacksonville (9/25/11)

Directed the Panthers 55 yards on five plays in 2:24...Completed all three pass attempts for 47 yards and scrambled once for seven yards, capped by a 16-yard touchdown pass to tight end Greg Olsen.

at Philadelphia (11/26/12)

Guided the Panthers 40 yards on seven plays in 3:36 to set up a 23-yard field goal by Graham Gano...Completed two-of-three passes for 31 yards and picked up seven yards rushing on two carries.

at San Francisco (11/10/13)

Led the Panthers nine yards on seven plays in 3:30 to set up a 53-yard field goal by Graham Gano.

vs. New England (11/18/13)

Directed the Panthers 83 yards on 13 plays in 5:33...Completed 5-of-8 pass attempts for 57 yards and rushed once for 15 yards, capped by a 25-yard touchdown pass to wide receiver Ted Ginn, Jr.

at Miami (11/24/13)

Led the Panthers 80 yards on 12 plays in 3:30...Completed 5-of-7 passes for 34 yards and rushed three times for 16 yards...Converted key fourth-down attempt from Carolina's 20-yard line with pass to Steve Smith...Capped drive with one-yard touchdown pass to tight end Greg Olsen.

vs. New Orleans (12/22/13)

Directed the Panthers 65 yards on five plays in 32 seconds...Completed 3-of-5 passes (including a spike) for 65 yards, including a 14-yard touchdown pass to wide receiver Domenik Hixon.

vs. Chicago (10/5/14)

After a fumble by Chicago, directed the Panthers 23 yards on six plays in 2:00...Completed 2-of-3 passes for 17 yards, including a six-yard touchdown pass to tight end Greg Olsen.

vs. Cleveland (12/28/14)

Led the Panthers 66 yards on seven plays in 2:52...Completed 3-of-4 passes for 44 yards and rushed twice for 19 yards, capped by a nine-yard touchdown pass to running back Jonathan Stewart.

at Seattle (10/18/15)

Led the Panthers 80 yards on eight plays in 1:48...Completed 6-of-7 passes (including a spike) for 89 yards, capped by a 26-yard touchdown pass to tight end Greg Olsen.

vs. Indianapolis (11/3/15)

Led the Panthers five yards on four plays in 1:40 to set up a 52-yard field goal by Graham Gano in overtime.

at New Orleans (12/6/15)

Led the Panthers 75 yards on 11 plays in 4:16...Completed 5-of-8 passes for 63 yards...Added three rushes for 7 yards...Capped the drive with a 15-yard touchdown pass to Jerricho Cotchery.

at New York Giants (12/20/15)

Led the Panthers 49 yards on eight plays in 1:46 to set up a 43-yard field goal from Graham Gano as time expired...Completed 3-of-5 passes (including a spike) for 37 yards...Added two rushes for 12 yards.

at New England (10/1/17)

Led the Panthers 46 yards on 10 plays to set up a 48-yard field goal from Graham Gano as time expired to break a tie...Completed 1-of-3 passes for five yards, converting a third down...Rushed for 11 yards on three carries.

vs. Minnesota (12/10/17)

Led the Panthers 75 yards on five plays to set up a one-yard touchdown run from Jonathan Stewart to break a tie with 1:50 remaining...Keyed the drive with a 62-yard run to the Vikings eight-yard line.

vs. Tampa Bay (12/24/17)

Led the Panthers 59 yards on 10 plays, capped by a three-yard touchdown run by Newton...Completed 4-of-7 passes for 52 yards, while also running for five yards including the go-ahead touchdown with 39 seconds remaining.

vs. New York Giants (10/8/18)

Led the Panthers 30 yards on eight plays to set up a game-winning 63-yard goal with one second left on the clock...Completed 2-of-6 passes for 29 yards, including a spike.

at Philadelphia Eagles (10/22/18)

Led the Panthers 69 yards on 10 plays to set up a game-winning one-yard touchdown pass to Greg Olsen with 1:22 remaining...Completed 4-of-9 passes for 66 yards, including a 35-yard catch and run to Torrey Smith to convert a fourth and 10.

4 - 9 300G1E

This season, Cam Newton has thrown for 842 yards on 74-of-103 passing in the fourth quarter with seven touchdowns and two interceptions for a passer rating of 110.6.

Newton ranks fourth among all quarterbacks in fourth quarter passing yards, is second in passing touchdowns and seventh in passer rating.

NFL LEADERS / PASSING YARDS, FOURTH QUARTER / 2018

Player	Yards	Comp%	Pass TD	Int	Rtg
Eli Manning, NYG	44	68.3	7	2	103.2
Matt Ryan, Atl.	907	77.3	6	1	121.8
Aaron Rodgers, GB	890	62.1	6	0	109.3
Cam Newton, Car.	842	71.8	7	2	110.6





€-MÅ€ RÛÑŠ

Running back Christian McCaffrey ran for 184 yards in Week 3, the fourth-highest rushing output in franchise history. McCaffrey has averaged 64.3 yards per game on the ground. His 579 rushing yards through the first nine games rank eighth in the NFL and third in the franchise since 2009.

McCaffrey became just the fifth player in franchise history to reach 1,000 rushing yards in his 25 career games. He's been especially effective recently with over half of his career yards coming in the first half of this season.

PANTHERS LEADERS / RUSHING YARDS / FIRST 25 CAREER GAMES

Player	Rush Yds	Avg.	TDs
Fred Lane	1,454	58.2	12
Jonathan Stewart	1,302	52.1	16
Tim Biakabutuka	1,179	47.2	7
Cam Newton	1,060	42.4	18
Christian McCaffrey	1,014	40.6	6



McCaffrey has scored seven touchdowns in the past three games (4 rushing, three receiving). That ties with Alvin Kamara for the most in the NFL over the past three games.

It marked the most total touchdowns over any three-game period for the Panthers since DeAngelo Williams scored seven in 2008.



€-MÅ€ €Å€HEŠ

Last season, McCaffrey finished as the franchise record-holder for most receptions (80), receiving yards (651) and receiving touchdowns (5) by a running back in a single season in 2017. He also set franchise records for most receptions by a rookie, scrimmage yards by a rookie (1,086), yards after catch by a rookie (593) and first downs by a rookie (57).

In Week 2 of 2018 at Atlanta, McCaffrey tied Steve Smith's franchise record for most receptions in a game with 14. He also set a new career high with 102 yards receiving, the most by a running back in a game in franchise history.

In his second season, McCaffrey just surpassed the 1,000 career receiving yards mark, the fastest running back to do it in franchise history. He became one of just seven players in NFL history to have both 1,000 receiving and 1,000 rushing yards in his first 25 career games.

McCaffrey is on pace to break his own receiving running back records that he set last season. With 439 receiving yards, he ranks fourth in the NFL among running backs in receiving.

PANTHERS LEADERS / REC YDS, RUNNING BACKS / ALL-TIME

Player	Receptions	Rec Yds	TDs
Christian McCaffrey, 2017	80	651	5
Christian McCaffrey, 2018*	54	439	4
Jonathan Stewart, 2011	47	413	1
Nick Goings, 2004	45	394	1

*-through 9 games



McCaffrey has 1,018 scrimmage yards through the season's first nine games. He ranks eighth in the NFL in scrimmage yards and is third in franchise history for most scrimmage yards through nine games.

PANTHERS LEADERS / SCRIMMAGE YARDS, GAMES 1-9 / ALL-TIME

Player	Scrim. Yds	Avg.	TDs
DeAngelo Williams, 2009	1,075	119.4	7
Stephen Davis, 2003	1,070	133.8	5
Christian McCaffrey, 2018	1,018	113.1	8

The Panthers franchise record for total scrimmage yards in a season is 1,636 yards (102.3 yards/game) by DeAngelo Williams in 2008.

**GREG ǎmøŋg Pǎŋthērš**

Olsen is the Panthers all-time receiving yards leader among tight ends and the Panthers all-time receptions leader among tight ends. He is second among Panthers tight ends in career touchdowns (36) behind Wesley Walls (44).

PANTHERS CAREER REC. YARDS LEADERS

Player	Yds	Rec	TD	Seasons
Steve Smith, WR	12,197	836	67	2001-13
M. Muhammad, WR	9,255	696	50	1996-2009
Greg Olsen, TE	5,833	467	36	2011-
Wesley Walls, TE	3,902	324	44	1996-2002
Mark Carrier, WR	2,547	176	13	1995-98

Olsen ranks third in franchise history with 10 100-yard receiving games in the regular season.

PANTHERS CAREER 100-YARD RECEIVING GAMES

Player	Games	Single-Game High
Steve Smith, WR	43	218
M. Muhammad, WR	27	192
Greg Olsen, TE	10	181

d1ffērēnt βäckgrøūndš

Carolina's reserve tight ends Chris Manhertz and Ian Thomas are both physically gifted but come from limited college football experience.

Thomas was drafted by the Panthers in the fourth round of the 2018 Draft, despite only starting in one season at Indiana with 375 receiving yards in 2017. He had transferred from Nassau Community College where he was recruited for basketball.

Thomas earned his first career start in Week 2 at Atlanta as Greg Olsen was inactive with a foot injury. Thomas has since made 11 catches for 87 yards this season.

Manhertz didn't play college football at all, signing as an undrafted free agent with the Bills after four seasons as a basketball player at Canisius, where he finished fourth in school history with 789 career rebounds.

Manhertz has played in 32 games with eight starts over the last three seasons with Carolina.

GREG ǎlt-t1mē

With 661 receptions, 7,814 receiving yards and 56 touchdown receptions in his career, tight end Greg Olsen ranks in the top 10 all-time among NFL tight ends in receptions and receiving yards and is tied for eighth in receiving touchdowns.

Olsen ranks seventh all-time among tight ends in receiving yards, sixth in receptions and eighth in touchdowns.

ALL-TIME NFL RECEIVING YARDS LEADERS, TIGHT ENDS

Player	Rec.	Yds	TD
Tony Gonzalez, 1997-2013	1,325	15,127	111
Jason Witten, 2003-17	1,152	12,448	68
Antonio Gates, 2003-	940	11,649	115
Shannon Sharpe, 1990-2003	815	10,060	62
Ozzie Newsome, 1978-90	662	7,980	47
Jackie Smith, 1963-78	480	7,918	40
Greg Olsen, 2007-present	661	7,814	56

Olsen ranks second in receiving yards (7,814) among active tight ends, trailing Antonio Gates (11,649). He ranks fourth among active tight ends with 56 receiving touchdowns.



Olsen and quarterback Cam Newton have connected for 34 touchdowns, sitting in third among all active quarterback-tight end duos.

NFL TIGHT END-QUARTERBACK COMBOS / ACTIVE

Players	Career Touchdowns
Philip Rivers/Antonio Gates	88
Tom Brady/Rob Gronkowski	78
Cam Newton/Greg Olsen	34
Alex Smith/Vernon Davis	31
Andy Dalton/Tyler Eifert	20





fūñch wäy ūp

Devin Funchess ranks eighth all-time in career receiving yards as a Panther in his fourth season, just recently passing Ted Ginn, Jr. He has 2,161 yards on 156 catches with 20 receiving touchdowns.



He needs 225 receiving yards to pass Brandon LaFell for seventh place all-time in franchise history.

Funchess now ranks 10th in receptions and fifth in receiving touchdowns.

k1rkø ÑETÜRÑŠ

2017 second-round draft pick Curtis Samuel saw his first action of 2018 in Week 5 against New York after he missed time with a medical illness.

On his first touch of the season, Samuel broke several tackles to go 25 yards for his first career touchdown.

In Carolina's fourth quarter comeback at Philadelphia, Samuel scored his first rushing touchdown on a 14-yard end around. Samuel then scored a rushing and receiving touchdown against Tampa Bay in Week 9.

Samuel and fellow 2017 draft pick Christian McCaffrey are the only Panthers in franchise history with at least two rushing and two receiving touchdowns in their first 15 games.

Samuel has four total touchdowns on just 16 offensive touches. That ranks second in the NFL for fewest touches with at least four touchdowns behind Seattle's David Moore (15).



DEÑÑİŠTØÑ wøñt štøp

DJ Moore made the most of his first reception as a Panther in Week 2 at Atlanta. He took a 17-yard pass and then went another 34 yards after the catch for a 51-yard touchdown in the fourth quarter.

According to NFL's Next Gen Stats, Moore ranks fifth among receivers and tight ends in the NFL in yards after the catch per reception with 8.4 (min. 15 receptions).

NFL LEADERS / YARDS AFTER CATCH PER RECEPTION / WR, TE

Player	YAC/R	Total Rec Yds
Albert Wilson, Mia.	13.5	391
George Kittle, S.F.	12.2	692
Quincy Enunwa, NYJ	8.9	345
Vance McDonald, Pit.	8.6	390
DJ Moore, Car.	8.4	317



Moore has 122 rushing yards with an average of 14.6 per rush. Moore has 8.0 yards after per contact per rush, the most in the NFL (min. 5 rushes). He is second in the NFL in rushing yards by wide receivers.

Moore's rushing yards have already set a new franchise record for rushing yards by a Panthers wide receiver in a season.

NFL LEADERS / RUSHING YARDS / WR, TE

Player	Rush Yds	YAC/Rush
Cordarrelle Patterson, N.E.	146	2.53
DJ Moore, Car.	122	8.00
Robert Woods, LAR	111	4.15



**KÜŁŁHLŲ ʈhē BŁŠT**

Since entering the NFL in 2012, press box crews have credited linebacker Luke Kuechly with 890 tackles, the most in the NFL over that stretch.

NFL TACKLE LEADERS / SINCE 2012 (*Press Box Stats*)

Player	Tot	Sol	Ast
Luke Kuechly, Car.	890	550	317
Bobby Wagner, Sea.	841	469	328
Lavonte David, T.B.	835	521	232

Kuechly ranks fourth in career tackles among all currently active players in the NFL.

Kuechly has the most tackles (press box) over any player's first six seasons played. His 9.4 tackles per game (press box) rank as the second-highest average (Zach Thomas - 9.8) in NFL history.



After film review, Panthers' coaches have credited Kuechly with 1,019 career tackles, second-most in team history. He recently joined Thomas Davis as the only two players in franchise history with 1,000 career tackles (coaches film).

He is the only player in franchise history with more than 100 tackles in each of his first six seasons as a Panther, including a team-record 205 stops as a rookie in 2012.

ʈhē MÅŲØR RĚTŮRNŠ

Thomas Davis is the Panthers all-time leading tackler with 1,206 stops according to coaches film.

According to press box stats, Davis has 1,028 tackles, ranking 25th all-time among all players in NFL history and second among active players. Davis has played in 169 career games, tying for 13th among all active NFL defensive players.

PANTHERS CAREER LEADERS, TACKLES (coaches film)

Player	Tackles	Seasons
Thomas Davis	1,206	2005-pres
Luke Kuechly	1,019	2012-pres
Mike Minter	953	1997-2006
Jon Beason	701	2007-13

βETTER ʈhāñ āłł ʈhē RĚŠT

In 2017, Luke Kuechly grabbed three interceptions leading all Panthers and tying for first in the NFL in picks among linebackers.

Kuechly added two opponent fumble recoveries for five total takeaways, tying for the most among linebackers in the NFL in 2017.

Since entering the league in 2012, Luke Kuechly has tallied 16 interceptions, the most among NFL linebackers during that time.

Teammate Thomas Davis ranks behind only Kuechly during that time with 10.

NFL LEADERS, LINEBACKERS, INTERCEPTIONS, 2012-18

Team	INTs
Luke Kuechly, Car.	16
Thomas Davis, Car.	10
Lavonte David, T.B.	10
Kiko Alonso, Mia.	10

Since 2012, Kuechly also has the lead in total takeaways (23) among linebackers, tallying 16 interceptions and seven opponent fumble recoveries.

NFL LEADERS, LINEBACKERS, TOTAL TAKEAWAYS, 2012-18

Team	INTs
Luke Kuechly, Car.	23
Lavonte David, T.B.	22
Craig Robertson, N.O.	18
Kiko Alonso, Mia.	17
Thomas Davis, Car.	16

ŠHÅØ ÅTTÅŁK

Shaq Thompson had the chance to start in place of Thomas Davis for the first four games as Davis served a suspension. A 2015 draft pick, Thompson is second on the team with 59 total tackles and two sacks and four quarterback pressures.

He had a career-high 13 tackles against Baltimore.





PEP €ŁØŠİŃG İŃ

Julius Peppers currently ranks fourth all-time in NFL history with 157.5 career sacks. He is Carolina's all-time leader in sacks with 96.0 of his career sacks coming as a Panther.

Peppers has at least seven sacks in 15 of his 16 NFL seasons (he has three in 2018).

He has the most sacks of any active NFL player, and he is the only player in NFL history with 150 sacks and 10 or more interceptions.

Three of the top four sack artists in NFL history played for the Panthers at some point.

NFL CAREER SACK LEADERS

Player	Sacks	Seasons
Bruce Smith	200.0	1985-2003
Reggie White	198.0	1985-2000
Kevin Greene	160.0	1986-99
Julius Peppers	157.5	2002-present



Three of the top four sack artists in NFL history played for the Panthers at one point in their career.

PEPPERİŃG thē 9β

Julius Peppers had three pass deflections against Tampa Bay in Week 9, tying Carlos Dunlap for the most by a defensive end in a single game this year.

For his career, Peppers has been credited with 80 career pass deflections.

Since that stat has been tracked since 2000, Peppers is second among all defensive linemen, trailing Jason Taylor's 83 career pass deflections.

Peppers has 48 pass deflections as a Panther, which is tied for fifth in franchise history among all positions.

FŘÄZİER FØREES FÜMBLES

Julius Peppers is Carolina's all-time leader in forced fumbles (33), and has two in the last two games in 2018. In his career, he has 51 forced fumbles, good for second in the NFL since 2000. Peppers needs two forced fumbles to pass Robert Mathis (52) for most forced fumbles since 2000.

NFL LEADERS, FORCED FUMBLES, SINCE 2000

Player	FF	Seasons
Robert Mathis	52	2003-16
Julius Peppers	51	2002-pres
John Abraham	48	2000-14
Dwight Freeney	47	2002-17

PANTHERS CAREER LEADERS, FORCED FUMBLES

Player	FF	Seasons
Julius Peppers	33	2002-09; 2017-pres.
Charles Johnson	20	2007-17
Thomas Davis	16	2005-pres.
Mike Minter	16	1997-2006
Mike Rucker	14	1999-2007

LØŃGEVİT¥

Julius Peppers is the longest tenured and oldest active defensive player in the NFL, tallying 259 career games played in the regular season and another 18 career playoff games. He has also played in 169 consecutive games, one behind Brandon Carr for the most by any active defensive player.

Peppers is moving up the all-time charts for career games played by a defensive player (regular season). He ranks sixth among all-time defenders, trailing Junior Seau by 10 games. Jim Marshall holds the record for most career games by a defensive end with 282.

NFL CAREER LEADERS / GAMES PLAYED / DEFENDERS

Player	GP	Seasons
Darrell Green	295	1983-2002
Jim Marshall	282	1960-1979
Bruce Smith	279	1985-2003
Clay Matthews Jr.	278	1978-1996
Junior Seau	268	1990-2009
Julius Peppers	258	2002-pres.





šūpēr MĀRĪŦ

Defensive end Mario Addison set new career bests in 2017, finishing tied for the team lead in sacks with 11, tying for 11th overall in the NFL.

Addison has recorded 26.5 sacks over his last 32 games, dating back to a 2016 game at the Los Angeles Rams (11/6/16). He is fourth in the NFL in sacks over that span.



NFL SACK LEADERS / SINCE NOV. 6, 2016

Player	Sacks
Chandler Jones, Ariz.	31.5
Aaron Donald, LAR	28.5
Danielle Hunter, Minn.	27.0
Mario Addison, Car.	26.5
Calais Campbell, Jac.	25.5

Addison started as an undrafted free agent out of Troy, signing with the Chicago Bears in 2011 and landing on the Panthers in 2012.

He has 44.0 career sacks which ranks third in the NFL among active players that were undrafted free agents. Addison now ranks fourth in franchise history in sacks.

NFL SACK LEADERS / ACTIVE / UNRAFTED

Player	Seasons	Career Sacks
Cameron Wake, Mia.	10	93.0
Michael Bennett, Phi.	10	57.0
Mario Addison, Car.	8	44.0

NØ 1ØV£

Defensive tackle Kyle Love has made several big plays in the last four games. He had a forced fumble and fumble recovery at Philadelphia, including recovering the ball on the game-sealing play. Against Baltimore, he had a tackle for loss with a jarring hit that forced another fumble.

Love ranks second in the NFL among interior defensive linemen with his two forced fumbles this season. According to coaches stats, he has 10 quarterback pressures, the most on the team.

K K

Defensive tackle Kawann Short led all Panthers defensive linemen with 53 tackles in 2017, accumulating 7.5 sacks. He also registered 29 QB pressures, second on the team, and had two forced fumbles and one fumble recovery.



Short tied for second in the NFL in forced fumbles among defensive tackles in 2017, and he was third among defensive tackles in sacks.

Since the start of 2015, Short has 26.5 sacks, third in the NFL by a defensive tackle over the past four seasons.

NFL DEFENSIVE TACKLE SACK LEADERS / 2015-18

Team	Sacks
Aaron Donald, L.A.-R	42.5
Geno Atkins, Cin.	35.0
Kawann Short, Car.	26.5
Gerald McCoy, T.B.	24.5

£F£ did 1t

Defensive end Efe Obada made the most of his first career game in the NFL in Week 3 against Cincinnati. Obada earned NFC Defensive Player of the Week honors after he registered an interception, a sack, two quarterback hurries and a pass deflection in just 19 total snaps. He was part of a defense that recorded four interceptions and limited the Bengals to just 66 rushing yards.

In August, Obada became the first player from the NFL International Pathway Program to make an active roster. Last Sunday, he was the first such player to see game action and record any statistics.

Obada came to America from London in 2015 when he signed to the Dallas Cowboys practice squad despite only playing organized American football for just five games previously with the London Warriors. He was assigned to the Panthers practice squad in 2017 as a practice squad exemption as part of the Pathway Program.

**PØPŠ gøt ēm**

Safety Mike Adams joined the Panthers as a free agent before the 2017 season and had two interceptions last year to go with two fumble recoveries, one forced fumble and 75 total tackles.

Adams has 17 interceptions over the last five seasons, third-most in the NFL in that span, despite entering his 15th season in 2018.

NFL INDIVIDUAL LEADERS, INTERCEPTIONS, 2014-2018

Player	Interceptions
Marcus Peters, LA-R	20
Reggie Nelson, Oak.	19
Mike Adams, Car.	17
Brent Grimes, T.B.	16
Glover Quin, Det.	16

Adams has had a prolific career in recording takeaways, both by interception and fumble recovery. Over his career, Adams has tallied 46 takeaways (30 interceptions, 16 fumble recoveries). That mark leads all active defensive players.

NFL LEADERS, TOTAL TAKEAWAYS, ALL-TIME, ACTIVE PLAYERS

Player	INTs	FRs	Total Takeaways
Mike Adams, Car.	30	16	46
Reggie Nelson, Oak.	37	7	44
Tramon Williams, G.B.	32	8	40

Adams (16) and teammate Julius Peppers (20) rank first and second in career fumble recoveries among active players.

**D-jäckēd ÜP**

Rookie cornerback Donte Jackson secured two interceptions against the Bengals, including one in the fourth quarter that helped seal the team's victory. Jackson also added eight tackles (coaches film) to his stat line.

Jackson is now tied for second in the NFL with four interceptions on the season.

The Panthers record for interceptions by a rookie is six by Chris Gamble in 2004.

NFL LEADERS / INTERCEPTIONS / 2018

Player	INT
Damontae Kazee, Atl.	5
Donte Jackson, Car.	4
D.J. Swearinger, Wash.	4
Kyle Fuller, Chi.	4

**ŠŁ€ØÑDÅŔ¥ 3rd**

This season, the Panthers secondary (James Bradberry, Donte Jackson, Mike Adams, Eric Reid, Captain Munnerlyn) has accounted for nine interceptions, tying for third-most among any secondary in the NFL. Carolina's secondary has also tallied two fumble recoveries.

NFL LEADERS / INTERCEPTIONS, SECONDARY / 2018

Team	INT
Chicago	12
Miami	11
Carolina	9
Kansas City	9
Washington	9
Seattle	9
Cleveland	9



**GÅÑØŁØ GÅÑØ**

Kicker Graham Gano had 121 points in 2017, his fifth consecutive season with at least 100 points scored. He converted 29-of-30 field goal attempts with his only miss coming from 55 yards.

Gano has 727 points in his Panthers career (2012-present), the second-most in franchise history. John Kasay (1,482 from 1995-2010) is the franchise's all-time leader.

CAROLINA PANTHERS CAREER LEADERS, POINTS SCORED

Player	Points	Seasons
John Kasay, K	1,482	1995-2010
Graham Gano, K	727	2012-18
Steve Smith, WR	454	2001-13
Cam Newton, QB	352	2011-18

Gano ranks second in franchise history with an all-time field goal percentage of 85.7. His 2017 season of 96.7 percent (29-30) led the NFL and set the franchise single-season record.

FG% LEADERS / PANTHERS / ALL-TIME (min. 10 attempts)

Player	FG-FGA	Pct.
Joe Nedney, 2000	26-28	92.9
Graham Gano, 2012-18	162-188	86.1
John Kasay, 1995-10	351-424	82.8

PÅŁÅRDŸ 1št ōñ PFF

Punter Michael Palardy finished the 2017 season with a franchise record for net punting average at 42.4, a mark that ranked sixth in the league. Palardy uncorked a career-long 63-yard punt at the New York Jets (11/27/17).



This season, Palardy has a net average of 40.8 with a gross of 45.4. He has landed 18 punts inside the 20-yard line with three touchbacks. Palardy ranks ninth in the NFL with an inside the 20 percentage of 48.65.

According to Pro Football Focus, Palardy leads the NFL with a punter grade of 78.2.

FIELD GOAL STREAK**GRAHAM GANO - 28****MATT BRYANT - 17****MIKE NUGENT - 17**

*GANO'S STREAK IS LONGEST ACTIVE STREAK IN THE NFL

ŠPŁŁÅŁİŠŦŠ

The Panthers special teams have held opponents to an average starting field position of 26.0, ranking sixth in the NFL.

The unit recovered a muffed punt for a touchdown by Colin Jones in the second quarter of Week 5 against the New York Giants.

Wide receiver Curtis Samuel leads all NFL wide receivers with a team-high five special teams tackles.





SWEET CAROLINA

The Carolina Panthers active roster and coaching staff has a distinctive local feel. Three coaches and five players either hail from North Carolina or South Carolina or played collegiately in the Carolinas.

Coaches with ties to the Carolinas (3)

Coach

Jerricho Cotchery
Joe Kenn
Travelle Wharton

Position

Assistant Wide Receivers
Strength and Conditioning
Assistant Offensive Line

Hometown/College

North Carolina State
Wake Forest
Fountain Inn, S.C. / South Carolina

Players with ties to the Carolinas (6)

Player

Damiere Byrd
Travaris Cadet
Josh Hawkins
Captain Munnerlyn
Julius Peppers
Andre Smith

Position

Wide Receiver
Running Back
Cornerback
Cornerback
Defensive End
Linebacker

Hometown/College

South Carolina
Appalachian State
East Carolina
South Carolina
Bailey, N.C. / North Carolina
North Carolina

ROSTER RUNDOWN

Here's a look at Carolina's roster breakdown.

Rookies and first-year players	9
Players with three years or less NFL experience	23
Players age 30 or older	14
Players drafted by Carolina	25
Average age	29

Other roster notables

Original Draftees

28-Armah, Artis-Payne, Bradberry, Butler, Carter Jr., Davis, Elder, Funchess, Gaulden, Haynes, Jackson, R. Kalil, Kuechly, Mayo, McCaffrey, Moore, Moton, Munnerlyn, Newton, Peppers, Samuel, Short, Silatolu, Smith, Thomas, Thompson, Turner, Williams
Julius Peppers - 38 years old (1/18/80)
Andre Smith - 21 years old (4/20/97)
17 seasons, Julius Peppers
Julius Peppers - 6'7"
Captain Munnerlyn - 5'9"
Maryland/LSU - 3 players
7-Mike Adams (Delaware), Alex Armah (West Georgia), James Bradberry (Samford), Travaris Cadet (Appalachian State), Chris Manhertz (Canisius), Amini Silatolu (Midwestern State), Greg Van Roten (Penn)

Oldest Player on roster

Youngest Player on roster

Most experience

Tallest player(s) on roster

Shortest player(s) on roster

The college that is represented the most:

Players not from FBS schools



CAROLINA PANTHERS 2018 TRANSACTIONS



2-Jan	CB	Lorenzo Doss	Reserve/Future signing	25-Jul	DE	Bryan Cox Jr.	Placed on physically unable to perform list (ankle)
8-Jan	DE	Efe Obada	Reserve/Future signing				
8-Jan	WR	Jamaal Jones	Reserve/Future signing	25-Jul	WR	Fred Ross	Placed on physically unable to perform list (hip)
8-Jan	G	Dorian Johnson	Reserve/Future signing				
8-Jan	WR	Austin Duke	Reserve/Future signing	1-Aug	DE	Bryan Cox Jr.	Passed physical
8-Jan	LB	Richie Brown	Reserve/Future signing	1-Aug	WR	Curtis Samuel	Passed physical
8-Jan	TE	Evan Baylis	Reserve/Future signing	1-Aug	CB	Ross Cockrell	Placed on injured reserve (leg)
8-Jan	WR	Rasheed Bailey	Reserve/Future signing	1-Aug	T	Adam Bisnowaty	Claimed off waivers (DET)
8-Jan	S	Damian Parms	Reserve/Future signing	5-Aug	DE	Julius Peppers	Passed physical
8-Jan	TE	Kent Taylor	Reserve/Future signing	7-Aug	WR	Fred Ross	Passed physical
8-Jan	S	Dezmen Southward	Reserve/Future signing	7-Aug	DT	Ashaad Mabry	Waived
8-Jan	CB	Zack Sanchez	Reserve/Future signing	7-Aug	DE	Sterling Bailey	Free agent signing
29-Jan	G	Greg Van Roten	Extension signing	12-Aug	DB	Alex Carter	Free agent signing
26-Feb	TE	John Theus	Waived	12-Aug	S	Damian Parms	Injured reserve
26-Feb	S	Kurt Coleman	Released	15-Aug	DE	Karter Schult	Waived
26-Feb	DE	Charles Johnson	Released	15-Aug	DE	Kiante Anderson	Free agent signing
28-Feb	RB	Jonathan Stewart	Released	19-Aug	TE	Jason Reese	Free Agent signing
6-Mar	K	Graham Gano	Extension signing	19-Aug	WR	Fred Ross	Waived with injury designation
7-Mar	CB	Teddy Williams	Released	20-Aug	WR	Fred Ross	Cleared waivers and placed on injured reserve
9-Mar	DT	Drew Iddings	Extension signing	21-Aug	G	Kyle Bosch	Waived
14-Mar	DE	Julius Peppers	Extension signing	31-Aug	TE	Chris Manhertz	Passed physical
14-Mar	CB	Daryl Worley	Traded to Philadelphia in exchange for WR Torrey Smith	1-Sep	RB	Kenjon Barner	Released
				1-Sep	WR	Rasheed Bailey	Waived
14-Mar	WR	Torrey Smith	Acquired in a trade with Philadelphia in exchange for CB Daryl Worley	1-Sep	DE	Sterling Bailey	Waived
				1-Sep	TE	Evan Baylis	Waived
16-Mar	DT	Dontari Poe	Unrestricted free agent signing (Atlanta)	1-Sep	T	Adam Bisnowaty	Waived
16-Mar	TE	Zach Banner	Claimed off waivers (Cleveland)	1-Sep	LB	Richie Brown	Waived
20-Mar	WR	Jarius Wright	Free agent signing	1-Sep	DB	Alex Carter	Waived
23-Mar	T	Jeremiah Sirles	Free agent signing	1-Sep	T	Blaine Clausell	Waived
23-Mar	CB	Ross Cockrell	Unrestricted free agent signing (New York Giants)	1-Sep	S	Demetrious Cox	Waived
				1-Sep	T	Quinterrius Eatmon	Waived
23-Mar	S	Da'Norris Searcy	Free agent signing	1-Sep	LB	Chris Frey	Waived
26-Mar	T	Amini Silatolu	Free agent signing	1-Sep	CB	LaDarius Gunter	Waived
26-Mar	CB	LaDarius Gunter	Free agent signing	1-Sep	WR	Bug Howard	Waived
16-Apr	QB	Taylor Heinicke	Claimed off waivers (Houston)	1-Sep	T	Norman Price	Waived
26-Apr	TE	Greg Olsen	Extension signing	1-Sep	TE	Jason Reese	Waived
26-Apr	WR	DJ Moore	Drafted (1)	1-Sep	TE	Cam Serigne	Waived
27-Apr	CB	Donte Jackson	Drafted (2)	1-Sep	DT	Tracy Sprinkle	Waived
27-Apr	S	Rashaan Golden	Drafted (3)	1-Sep	T	Corey Robinson	Acquired in a trade with Philadelphia in exchange for an undisclosed 2020 draft pick
28-Apr	TE	Ian Thomas	Drafted (4a)				
28-Apr	DE	Michael Haynes	Drafted (4b)	1-Sep	DE	Zach Moore	Released
28-Apr	LB	Jermaine Carter Jr.	Drafted (5)	1-Sep	S	Dezmen Southward	Released
28-Apr	LB	Andre Smith	Drafted (7a)	1-Sep	QB	Kyle Allen	Waived
28-Apr	DT	Kendrick Norton	Drafted (7b)	1-Sep	DE	Kiante Anderson	Waived
1-May	TE	Kent Taylor	Waived	1-Sep	RB	Reggie Bonnafon	Waived
1-May	T	Korren Kirven	Free agent signing	1-Sep	CB	Lorenzo Doss	Waived
7-May	RB	CJ Anderson	Free agent signing	1-Sep	WR	Austin Duke	Waived
8-May	RB	Elijah Hood	Claimed off waivers (OAK)	1-Sep	WR	Mose Frazier	Waived
10-May	RB	Fozzy Whittaker	Placed on injured reserve (knee)	1-Sep	C	Kyle Friend	Waived
11-May	RB	Kenjon Barner	Free agent signing	1-Sep	QB	Garrett Gilbert	Waived
11-May	DT	Tracy Sprinkle	Free agent signing	1-Sep	DE	Daeshon Hall	Waived
11-May	LB	Chris Frey	Free agent signing	1-Sep	G	Taylor Hearn	Waived
11-May	RB	Reggie Bonnafon	Free agent signing	1-Sep	G	Dorian Johnson	Waived
11-May	QB	Kyle Allen	Free agent signing	1-Sep	WR	Jamaal Jones	Waived
11-May	G	Brendan Mahon	Free agent signing	1-Sep	CB	Cole Luke	Waived
11-May	G	Taylor Hearn	Free agent signing	1-Sep	DT	Kendrick Norton	Waived
11-May	G	Kyle Bosch	Free agent signing	1-Sep	TE	Jason Vander Laan	Waived
14-May	WR	Russell Shepard	Released	1-Sep	RB	Elijah Hood	Placed on injured reserve (knee)
14-May	CB	Zack Sanchez	Waived with injury settlement	1-Sep	CB	Kevon Seymour	Placed on injured reserve (shoulder)
14-May	DE	Karter Schult	Free agent signing	1-Sep	T	Jeremiah Sirles	Placed on injured reserve (hamstring)
14-May	CB	Kyle Friend	Free agent signing	2-Sep	RB	Reggie Bonnafon	Practice squad signing
14-May	G	Quinterrius Eatmon	Free agent signing	2-Sep	QB	Kyle Allen	Practice squad signing
14-May	WR	Bug Howard	Free agent signing	2-Sep	WR	Mose Frazier	Practice squad signing
21-May	T	Korren Kirven	Waived	2-Sep	DT	Kendrick Norton	Practice squad signing
21-May	TE	Jason Vander Laan	Free agent signing	2-Sep	DE	Kiante Anderson	Practice squad signing
21-May	DT	Ashaad Mabry	Free agent signing	2-Sep	CB	Cole Luke	Practice squad signing
31-May	T	Zach Banner	Waived	2-Sep	S	Dezmen Southward	Practice squad signing
4-Jun	G	Norman Price	Free agent signing	2-Sep	G	Taylor Hearn	Practice squad signing
25-Jul	DT	Drew Iddings	Waived	2-Sep	TE	Jason Vander Laan	Practice squad signing
25-Jul	TE	Cam Serigne	Free agent signing	2-Sep	G	Dorian Johnson	Practice squad signing
25-Jul	WR	Curtis Samuel	Placed on non-football injury list (ankle)	3-Sep	T	Matt Kalil	Placed on injured reserve (knee)
25-Jul	DE	Julius Peppers	Placed on physically unable to perform list (shoulder)	3-Sep	CB	Lorenzo Doss	Free agent signing
				4-Sep	CB	Josh Hawkins	Practice squad signing
25-Jul	TE	Chris Manhertz	Placed on physically unable to perform list (foot)	4-Sep	DE	Kiante Anderson	Practice squad injured



CAROLINA PANTHERS 2018 TRANSACTIONS (cont.)



4-Sep	CB	Josh Hawkins	Practice squad signing
6-Sep	DT	Kendrick Norton	Released from practice squad
6-Sep	QB	Connor Cook	Practice squad signing
6-Sep	T	Jeremiah Sirles	Released/injury settlement
10-Sep	DE	Kiante Anderson	Released/injury settlement
10-Sep	QB	Josh Allen	Released from practice squad
10-Sep	DT	Kendrick Norton	Practice squad signing
11-Sep	S	Dezmen Southward	Released from practice squad
11-Sep	WR	DeAndrew White	Practice squad signing
12-Sep	T	Daryl Williams	Placed on injured reserve (knee)
12-Sep	T	Chris Clark	Free agent signing
21-Sep	S	Da'Norris Searcy	Placed on injured reserve (concussion)
22-Sep	CB	Josh Hawkins	Signed to active roster from practice squad
24-Sep	S	Dezmen Southward	Practice squad signing
25-Sep	T	Marshall Newhouse	Acquired in a trade with Buffalo in exchange for an undisclosed future draft choice
25-Sep	T	Corey Robinson	Waived
26-Sep	WR	Fred Ross	Waived from injured reserve
27-Sep	S	Eric Reid	Free agent signing
27-Sep	CB	Lorenzo Doss	Waived
1-Oct	CB	Lorenzo Doss	Practice squad signing
1-Oct	WR	DeAndrew White	Released from practice squad
8-Oct	LB	Thomas Davis	Returned from suspension
8-Oct	LB	Thomas Davis	Roster Exemption
9-Oct	QB	Connor Cook	Released from practice squad
9-Oct	LB	Brandon Chubb	Practice squad signing
12-Oct	LB	Thomas Davis	Activated from roster exemption
12-Oct	LB	Jared Norris	Placed on injured reserve (toe)
30-Oct	S	Dezmen Southward	Released from practice squad
30-Oct	QB	Kyle Allen	Practice squad signing
12-Nov	RB	C.J. Anderson	Waived
12-Nov	RB	Travaris Cadet	Free agent signing



CAROLINA PANTHERS 2018 UNOFFICIAL DEPTH CHART

OFFENSE			
WR	17 Devin Funchess	13 Jarius Wright	18 Damiere Byrd
LT	74 Chris Clark	71 Marshall Newhouse	
LG	73 Greg Van Roten	65 Amini Silatolu	<u>63 Brendan Mahon</u>
C	67 Ryan Kalil	69 Tyler Larsen	
RG	70 Trai Turner	65 Amini Silatolu	
RT	72 Taylor Moton	71 Marshall Newhouse	
TE	88 Greg Olsen	82 Chris Manhertz	<u>80 Ian Thomas</u>
WR	11 Torrey Smith	<u>12 DJ Moore</u>	10 Curtis Samuel
QB	1 Cam Newton	6 Taylor Heinicke	
FB	40 Alex Armah		
RB	22 Christian McCaffrey	34 Cameron Artis-Payne	38 Travaris Cadet

DEFENSE			
DE	97 Mario Addison	94 Efe Obada	<u>98 Marquis Haynes</u>
DT	99 Kawann Short	93 Kyle Love	
DT	95 Dontari Poe	92 Vernon Butler	
DE	90 Julius Peppers	96 Wes Horton	91 Bryan Cox Jr.
SLB	54 Shaq Thompson	<u>56 Jermaine Carter Jr.</u>	<u>57 Andre Smith</u>
MLB	59 Luke Kuechly	55 David Mayo	
WLB	58 Thomas Davis	53 Ben Jacobs	
LCB	24 James Bradberry	41 Captain Munnerlyn	
RCB	<u>26 Donte Jackson</u>	35 Corn Elder	23 Josh Hawkins
SS	25 Eric Reid	42 Colin Jones	
FS	29 Mike Adams	<u>28 Rashaan Gaulden</u>	

SPECIAL TEAMS

PK	9 Graham Gano			
P	5 Michael Palardy			
KO	9 Graham Gano			
H	5 Michael Palardy			
PR	18 Damiere Byrd	<u>12 DJ Moore</u>	22 Christian McCaffrey	<u>26 Donte Jackson</u>
KOR	18 Damiere Byrd	<u>12 DJ Moore</u>	22 Christian McCaffrey	10 Curtis Samuel
LS	44 J.J. Jansen			

ROOKIES Underlined

PANTHERS COACHING STAFF

Ron Rivera (head coach); Norv Turner (offensive coordinator); Eric Washington (defensive coordinator); Chase Blackburn (special teams coordinator); Jericho Cotchery (assistant wide receivers); Heath Farwell (assistant special teams); Pete Hoener (tight ends); Brady Hoke (defensive line); Jeff Imamura (assistant secondary/cornerbacks); Joe Kenn (strength and conditioning); John Matsko (running game coordinator); Sam Mills III (assistant defensive line); Vincent Rivera (defensive quality control); Richard Rodgers (secondary); Steve Russ (linebackers); Jim Skipper (running backs); Lance Taylor (wide receivers); Drew Terrell (offensive quality control); Scott Turner (quarterbacks); Travelle Wharton (assistant offensive line).

PANTHERS PRONUNCIATION

DAMIERE Byrd	duh-MEER	Amini SILATOLU	sill-uh-TOE-lou
Devin FUNCHESS	FUN-chess	TRAI Turner	Trey
Graham GANO	guh-KNOW	Greg Van ROTEN	ROAT-en
Rashaan GAULDEN	GAWL-den	JARIUS Wright	JAIR-ee-iss
Luke KUECHLY	KEEK-lee		
Brendan MAHON	MANN		
EFE OBADA	EF-ay OH-bahdah		
Michael PALARDY	pah-LAR-dee		
KAWANN Short	KAY-won		



CAROLINA PANTHERS ALPHABETICAL ROSTER



No	Name	Pos	Ht	Wt	DOB	Age	Exp	College	Hometown	How Acq	GP/GS/DNP/INA
29	Adams, Mike	S	5-11	205	03/24/81	37	15	Delaware	Wayne, N.J.	UFA '17 (IND)	9/9/0/0
97	Addison, Mario	DE	6-3	260	09/06/87	31	8	Troy	Tarrant, Ala.	FA '12	9/9/0/0
40	Armah, Alex	FB	6-2	255	05/17/94	24	2	West Georgia	Lawrenceville, Ga.	D6 '17	9/1/0/0
34	Artis-Payne, Cameron	RB	5-10	215	06/23/90	28	4	Auburn	Harrisburg, Pa.	D5b '15	2/0/0/7
24	Bradberry, James	CB	6-1	212	08/04/93	25	3	Samford	Pleasant Grove, Ala.	D2 '16	9/9/0/0
92	Butler, Vernon	DT	6-4	330	06/14/94	24	3	Louisiana Tech	Summit, Miss.	D1 '16	9/0/0/0
18	Byrd, Damiere	WR	5-9	180	01/27/93	25	3	South Carolina	Sicklerville, N.J.	FA '15	6/0/0/3
38	Cadet, Travaris	RB	6-1	210	02/01/89	29	7	Appalachian State	Miami, Fla.	FA '18	0/0/0/0
56	Carter Jr, Jermaine	LB	6-1	225	01/14/95	23	R	Maryland	Rockville, Md.	D5 '18	9/0/0/0
74	Clark, Chris	T	6-5	305	10/01/85	33	9	Southern Mississippi	New Orleans, La.	FA '18	8/8/0/0
91	Cox Jr., Bryan	DE	6-3	270	06/25/94	24	2	Florida	Ft. Lauderdale, Fla.	FA '17	5/0/0/4
58	Davis, Thomas	LB	6-1	235	03/22/83	35	14	Georgia	Shellman, Ga.	D1 '05	5/5/0/0
35	Elder, Corn	CB	5-10	185	10/09/94	24	2	Miami	Nashville, Tenn.	D5 '17	6/0/0/3
17	Funchess, Devin	WR	6-4	225	05/21/94	24	4	Michigan	Farmington, Mich.	D2 '15	9/9/0/0
9	Gano, Graham	K	6-2	202	04/09/87	31	9	Florida State	Cantonment, Fla.	FA '12	9/0/0/0
28	Gaulden, Rashaan	S	6-1	200	01/23/95	23	R	Tennessee	Spring Hill, Tenn.	D3 '18	8/0/0/1
23	Hawkins, Josh	CB	5-10	190	01/23/93	25	3	East Carolina	Winston-Salem, N.C.	FA '18	5/0/0/2
98	Haynes, Marquis	DE	6-2	235	12/16/93	24	R	Mississippi	Jacksonville, Fla.	D4b '18	1/0/0/8
6	Heinicke, Taylor	QB	6-1	210	03/15/93	25	3	Old Dominion	Lawrenceville, Ga.	FA '18	2/0/7/0
96	Horton, Wes	DE	6-5	265	12/17/89	28	6	Southern California	Sherman Oaks, Calif.	FA '16	9/3/0/0
26	Jackson, Donte	CB	5-10	180	11/08/95	23	R	Louisiana State	Metairie, La.	D2 '18	9/9/0/0
53	Jacobs, Ben	LB	6-4	240	04/17/88	30	4	Fresno State	Las Vegas, Nev.	FA '16	9/0/0/0
44	Jansen, JJ	LS	6-2	235	01/20/86	32	11	Notre Dame	Phoenix, Ariz.	TR '09 (GB)	9/0/0/0
42	Jones, Colin	S	6-0	205	10/27/87	31	8	Texas Christian	Bridgeport, Texas	TR '12 (SF)	9/1/0/0
67	Kalil, Ryan	C	6-2	300	03/29/85	33	12	Southern California	Corona, Calif.	D2b '07	9/9/0/0
59	Kuechly, Luke	LB	6-3	238	04/20/91	27	7	Boston College	Cincinnati, Ohio	D1 '12	9/9/0/0
69	Larsen, Tyler	C	6-4	325	07/08/91	27	3	Utah State	Sandy, Utah	FA '16	9/2/0/0
93	Love, Kyle	DT	6-1	310	11/18/86	31	7	Mississippi State	College Park, Ga.	FA '16	9/0/0/0
63	Mahon, Brendan	G	6-4	320	01/17/95	23	R	Penn State	Randolph, N.J.	FA '18	2/0/0/7
82	Manhertz, Chris	TE	6-6	255	04/10/92	26	3	Canisius	New York, N.Y.	WV '16 (NO)	9/2/0/0
55	Mayo, David	LB	6-2	245	08/08/93	25	4	Texas State	Scappoose, Ore	D5a '15	9/3/0/0
22	McCaffrey, Christian	RB	5-11	205	06/07/96	22	2	Stanford	Highlands Ranch, Colo.	D1 '17	9/9/0/0
12	Moore, DJ	WR	6-0	210	04/14/97	21	R	Maryland	Philadelphia, Pa.	D1 '18	9/3/0/0
72	Moton, Taylor	T	6-5	325	03/18/94	24	2	Western Michigan	Okemos, Mich.	D2b '17	9/9/0/0
41	Munnerlyn, Captain	CB	5-9	195	04/10/88	30	10	South Carolina	Mobile, Ala.	UFA '17 (MIN)	9/3/0/0
71	Newhouse, Marshall	T	6-4	330	09/29/88	30	9	Texas Christian	Dallas, Texas	TR '18 (BUF)	4/0/2/0
1	Newton, Cam	QB	6-5	245	05/11/89	29	8	Auburn	College Park, Ga.	D1 '11	9/9/0/0
94	Obada, Efe	DE	6-6	265	04/13/92	26	1	none	London, England	FA '17	7/0/0/2
88	Olsen, Greg	TE	6-5	255	03/11/85	33	12	Miami (Fla.)	Wayne, N.J.	TR '11 (CHI)	6/6/0/3
5	Palardy, Michael	P	5-11	200	07/06/92	26	3	Tennessee	Fort Lauderdale, Fla.	FA '16	9/0/0/0
90	Peppers, Julius	DE	6-7	295	01/18/80	38	17	North Carolina	Bailey, N.C.	UFA '17 (GB)	9/6/0/0
95	Poe, Dontari	DT	6-3	346	08/18/90	28	7	Memphis	Memphis, Tenn.	UFA '18 (ATL)	9/9/0/0
25	Reid, Eric	S	6-1	215	12/10/91	26	6	Louisiana State	Geismar, La.	FA '18	6/6/0/0
10	Samuel, Curtis	WR	5-11	195	08/11/96	22	2	Ohio State	Brooklyn, N.Y.	D2a '17	6/2/0/3
99	Short, Kawann	DT	6-3	315	02/02/89	29	6	Purdue	East Chicago, Ind.	D2 '13	9/9/0/0
65	Silatolu, Amini	G	6-4	305	09/16/88	30	6	Midwestern State	Tracy, Calif.	FA '17	6/0/0/3
57	Smith, Andre	LB	6-0	240	04/20/97	21	R	North Carolina	Jacksonville, Fla.	D7a '18	1/0/0/8
11	Smith, Torrey	WR	6-0	205	01/26/89	29	8	Maryland	Falmouth, Va.	TR '18 (PHI)	6/5/0/3
80	Thomas, Ian	TE	6-4	260	06/06/96	22	R	Indiana	Baltimore, Md.	D4a '18	9/3/0/0
54	Thompson, Shaq	LB	6-0	230	04/21/94	24	4	Washington	Sacramento, Calif.	D1 '15	9/7/0/0
70	Turner, Trai	G	6-3	315	06/14/93	25	5	Louisiana State	New Orleans, La.	D3 '14	7/7/0/2
73	Van Roten, Greg	G	6-3	305	02/26/90	28	4	Pennsylvania	Mineola, N.Y.	FA '17	9/9/0/0
13	Wright, Jarius	WR	5-10	191	11/25/89	28	7	Arkansas	Warren, Ark.	FA '18	9/5/0/0

Practice Squad (10)

7	Allen, Kyle	QB	6-3	210	03/08/96	22	R	Houston	Scottsdale, Ariz.	FA '18	0/0/0/0
39	Bonnafon, Reggie	RB	6-0	215	01/04/96	22	R	Louisville	Louisville, Ky.	FA '18	0/0/0/0
50	Chubb, Brandon	LB	6-1	245	10/21/93	25	2	Wake Forest	Marietta, Ga.	FA '18	0/0/0/0
31	Doss, Lorenzo	CB	5-11	185	04/22/94	24	4	Tulane	New Orleans, La.	FA '18	1/0/0/2
14	Frazier, Mose	WR	5-11	190	08/30/93	25	1	Memphis	Memphis, Tenn.	FA '17	0/0/0/0
62	Hearn, Taylor	G	6-4	315	01/11/96	22	R	Clemson	Willston, S.C.	FA '18	0/0/0/0
64	Johnson, Dorian	G	6-5	305	10/21/94	24	1	Pittsburgh	Belle Vernon, Pa.	FA '17	0/0/0/0
32	Luke, Cole	S	5-11	200	06/30/95	23	2	Notre Dame	Chandler, Ariz.	FA '17	0/0/0/0
74	Norton, Kendrick	DT	6-3	315	06/07/97	21	R	Miami (Fla.)	Jacksonville, Fla.	D7b '18	0/0/0/0
84	Vander Laan, Jason	TE	6-3	245	09/22/92	26	1	Ferris State	Frankfort, Ill.	FA '18	0/0/0/0

Reserve / Injured (9)

47	Cockrell, Ross	CB	6-0	190	08/06/91	27	5	Duke	Charlotte, N.C.	UFA '18 (NYG)	0/0/0/0
30	Hood, Elijah	RB	5-11	230	04/22/96	22	1	North Carolina	Charlotte, N.C.	WV '18 (OAK)	0/0/0/0
75	Kalil, Matt	T	6-7	315	07/06/89	29	7	Southern California	Corona, Calif.	UFA '17 (MIN)	0/0/0/0
52	Norris, Jared	LB	6-1	238	07/19/93	25	3	Utah	Bakersfield, Calif.	FA '16	3/0/0/1
45	Parms, Damian	S	6-2	210	10/28/92	25	1	Florida Atlantic	Miami, Fla.	FA '17	0/0/0/0
21	Searcy, Da'Norris	S	5-11	205	11/16/88	29	8	North Carolina	Decatur, Ga.	FA '18	2/2/0/0
27	Seymour, Kevon	CB	6-0	185	11/30/93	24	3	Southern California	Pasadena, Calif.	TR '17 (BUF)	0/0/0/0
60	Williams, Daryl	T	6-6	330	08/31/92	26	4	Oklahoma	Lake Dallas, Texas	D4 '15	1/1/0/0
43	Whittaker, Fozzy	RB	5-10	205	02/02/89	29	6	Texas	Pearland, Texas	FA '14	0/0/0/0

CAROLINA PANTHERS NUMERICAL ROSTER



No	Name	Pos	Ht	Wt	DOB	Age	Exp	College	Hometown	How Acq	GP/GS/DNP/INA
1	Cam Newton	QB	6-5	245	05/11/89	29	8	Auburn	College Park, Ga.	D1 '11	9/9/0/0
5	Michael Palardy	P	5-11	200	07/06/92	26	3	Tennessee	Fort Lauderdale, Fla.	FA '16	9/0/0/0
6	Taylor Heinicke	QB	6-1	210	03/15/93	25	3	Old Dominion	Lawrenceville, Ga.	FA '18	2/0/7/0
9	Graham Gano	K	6-2	202	04/09/87	31	9	Florida State	Cantonment, Fla.	FA '12	9/0/0/0
10	Curtis Samuel	WR	5-11	195	08/11/96	22	2	Ohio State	Brooklyn, N.Y.	D2a '17	6/2/0/3
11	Torrey Smith	WR	6-0	205	01/26/89	29	8	Maryland	Falmouth, Va.	TR '18 (PHI)	6/5/0/3
12	DJ Moore	WR	6-0	210	04/14/97	21	R	Maryland	Philadelphia, Pa.	D1 '18	9/3/0/0
13	Jarius Wright	WR	5-10	191	11/25/89	28	7	Arkansas	Warren, Ark.	FA '18	9/5/0/0
17	Devin Funchess	WR	6-4	225	05/21/94	24	4	Michigan	Farmington, Mich.	D2 '15	9/9/0/0
18	Damiere Byrd	WR	5-9	180	01/27/93	25	3	South Carolina	Sicklerville, N.J.	FA '15	6/0/0/3
22	Christian McCaffrey	RB	5-11	205	06/07/96	22	2	Stanford	Highlands Ranch, Colo.	D1 '17	9/9/0/0
23	Josh Hawkins	CB	5-10	190	01/23/93	25	3	East Carolina	Winston-Salem, N.C.	FA '18	5/0/0/2
24	James Bradberry	CB	6-1	212	08/04/93	25	3	Samford	Pleasant Grove, Ala.	D2 '16	9/9/0/0
25	Eric Reid	S	6-1	215	12/10/91	26	6	Louisiana State	Geismar, La.	FA '18	6/6/0/0
26	Donte Jackson	CB	5-10	180	11/08/95	23	R	Louisiana State	Metarie, La.	D2 '18	9/9/0/0
28	Rashaan Gaulden	S	6-1	200	01/23/95	23	R	Tennessee	Spring Hill, Tenn.	D3 '18	8/0/0/1
29	Mike Adams	S	5-11	205	03/24/81	37	15	Delaware	Wayne, N.J.	UFA '17 (IND)	9/9/0/0
34	Cameron Artis-Payne	RB	5-10	215	06/23/90	28	4	Auburn	Harrisburg, Pa.	D5b '15	2/0/0/7
35	Corn Elder	CB	5-10	185	10/09/94	24	2	Miami (Fla.)	Nashville, Tenn.	D5 '17	6/0/0/3
38	Travaris Cadet	RB	6-1	210	02/01/89	29	7	Appalachian State	Miami, Fla.	FA '18	0/0/0/0
40	Alex Armah	FB	6-2	255	05/17/94	22	2	West Georgia	Lawrenceville, Ga.	D6 '17	9/1/0/0
41	Captain Munnerlyn	CB	5-9	195	04/10/88	30	10	South Carolina	Mobile, Ala.	UFA '17 (MIN)	9/3/0/0
42	Colin Jones	S	6-0	205	10/27/87	31	8	Texas Christian	Bridgeport, Texas	TR '12 (SF)	9/1/0/0
44	JJ Jansen	LS	6-2	235	01/20/86	32	11	Notre Dame	Phoenix, Ariz.	TR '09 (GB)	9/0/0/0
53	Ben Jacobs	LB	6-4	240	04/17/88	30	5	Fresno State	Las Vegas, Nev.	FA '16	9/0/0/0
54	Shaq Thompson	LB	6-0	230	04/21/94	24	4	Washington	Sacramento, Calif.	D1 '15	9/7/0/0
55	David Mayo	LB	6-2	245	08/08/93	25	4	Texas State	Scappoose, Ore.	D5a '15	9/3/0/0
56	Jermaine Carter Jr.	LB	6-1	225	01/14/95	23	R	Maryland	Rockville, Md.	D5 '18	9/0/0/0
57	Andre Smith	LB	6-0	240	04/20/97	21	R	North Carolina	Jacksonville, Fla.	D7a '18	1/0/0/8
58	Thomas Davis	LB	6-1	235	03/22/83	35	14	Georgia	Shellman, Ga.	D1 '05	5/5/0/0
59	Luke Kuechly	LB	6-3	238	04/20/91	27	7	Boston College	Cincinnati, Ohio	D1 '12	9/9/0/0
63	Brendan Mahon	G	6-4	320	01/17/95	23	R	Penn State	Randolph, N.J.	FA '18	2/0/0/7
65	Amini Silatolu	G	6-4	305	09/16/88	30	6	Midwestern State	Tracy, Calif.	FA '17	6/0/0/3
67	Ryan Kalil	C	6-2	300	03/29/85	33	12	Southern California	Corona, Calif.	D2b '07	9/9/0/0
69	Tyler Larsen	C	6-4	325	07/08/91	27	3	Utah State	Sandy, Utah	FA '16	9/2/0/0
70	Trai Turner	G	6-3	315	06/14/93	25	5	Louisiana State	New Orleans, La.	D3 '14	7/7/0/2
71	Marshall Newhouse	T	6-4	330	09/29/88	30	9	Texas Christian	Dallas, Texas	TR '18 (BUF)	4/0/2/0
72	Taylor Moton	T	6-5	325	03/18/94	24	2	Western Michigan	Okemos, Mich.	D2b '17	9/9/0/0
73	Greg Van Roten	G	6-3	305	02/26/90	28	4	Pennsylvania	Mineola, N.Y.	FA '17	9/9/0/0
74	Chris Clark	T	6-5	305	10/01/85	33	9	Southern Mississippi	New Orleans, La.	FA '18	8/8/0/0
80	Ian Thomas	TE	6-4	260	06/06/96	22	R	Indiana	Baltimore, Md.	D4a '18	9/3/0/0
82	Chris Manhertz	TE	6-6	255	04/10/92	26	3	Canisius	New York, N.Y.	WV '16 (NO)	9/2/0/0
88	Greg Olsen	TE	6-5	255	03/11/85	33	12	Miami (Fla.)	Wayne, N.J.	TR '11 (CHI)	6/6/0/3
90	Julius Peppers	DE	6-7	295	01/18/80	38	17	North Carolina	Bailey, N.C.	UFA '17 (GB)	9/6/0/0
91	Bryan Cox Jr.	DE	6-3	270	06/25/94	24	2	Florida	Ft. Lauderdale, Fla.	FA '17	5/0/0/4
92	Vernon Butler	DT	6-4	330	06/14/94	24	3	Louisiana Tech	Summit, Miss.	D1 '16	9/0/0/0
93	Kyle Love	DT	6-1	310	11/18/86	31	7	Mississippi State	College Park, Ga.	FA '16	9/0/0/0
94	Efe Obada	DE	6-6	265	04/13/92	26	1	none	London, England	FA '17	7/0/0/2
95	Dontari Poe	DT	6-3	346	08/18/90	28	7	Memphis	Memphis, Tenn.	UFA '18 (ATL)	9/9/0/0
96	Wes Horton	DE	6-5	265	12/17/89	28	6	Southern California	Sherman Oaks, Calif.	FA '16	9/3/0/0
97	Mario Addison	DE	6-3	260	09/06/87	31	8	Troy	Tarrant, Ala.	FA '12	9/9/0/0
98	Marquis Haynes	DE	6-2	235	12/16/93	24	R	Mississippi	Jacksonville, Fla.	D4b '18	1/0/0/8
99	Kawann Short	DT	6-3	315	02/02/89	29	6	Purdue	East Chicago, Ind.	D2 '13	9/9/0/0

Practice Squad (10)

7	Kyle Allen	QB	6-3	210	03/08/96	22	R	Houston	Scottsdale, Ariz.	FA '18	0/0/0/0
14	Mose Frazier	WR	5-11	190	08/30/93	25	1	Memphis	Memphis, Tenn.	FA '17	0/0/0/0
31	Lorenzo Doss	CB	5-11	185	04/22/94	24	4	Tulane	New Orleans, La.	FA '18	1/0/0/2
32	Cole Luke	S	5-11	200	06/30/95	23	2	Notre Dame	Chandler, Ariz.	FA '17	0/0/0/0
39	Reggie Bonnafon	RB	6-0	215	01/04/96	22	R	Louisville	Louisville, Ky.	FA '18	0/0/0/0
50	Brandon Chubb	LB	6-1	245	10/21/93	25	2	Wake Forest	Marietta, Ga.	FA '18	0/0/0/0
62	Taylor Hearn	G	6-4	315	01/11/96	22	R	Clemson	Willston, S.C.	FA '18	0/0/0/0
64	Dorian Johnson	G	6-5	305	10/21/94	24	1	Pittsburgh	Belle Vernon, Pa.	FA '17	0/0/0/0
74	Kendrick Norton	DT	6-3	315	06/07/97	21	R	Miami (Fla.)	Jacksonville, Fla.	D7b '18	0/0/0/0
84	Jason Vander Laan	TE	6-4	245	09/22/92	26	1	Ferris State	Frankfort, Ill.	FA '18	0/0/0/0

Reserve / Injured (9)

21	Da'Norris Searcy	S	5-11	205	11/16/88	29	8	North Carolina	Decatur, Ga.	FA '18	2/2/0/0
27	Kevon Seymour	CB	6-0	185	11/30/93	24	3	Southern California	Pasadena, Calif.	TR '17 (BUF)	0/0/0/0
30	Elijah Hood	RB	5-11	230	04/22/96	22	1	North Carolina	Charlotte, N.C.	WV '18 (OAK)	0/0/0/0
21	Fozzy Whittaker	RB	5-10	205	02/02/89	29	6	Texas	Pearland, Texas	FA '14	0/0/0/0
45	Damian Parms	S	6-2	210	10/28/92	25	1	Florida Atlantic	Miami, Fla.	FA '17	0/0/0/0
47	Ross Cockrell	CB	6-0	190	08/06/91	27	5	Duke	Charlotte, N.C.	UFA '18 (NYG)	0/0/0/0
52	Jared Norris	LB	6-1	238	07/19/93	25	3	Utah	Bakersfield, Calif.	FA '16	3/0/0/1
60	Daryl Williams	T	6-6	330	08/31/92	26	4	Oklahoma	Lake Dallas, Texas	D4 '15	1/1/0/0
75	Matt Kalil	T	6-7	315	07/06/89	29	7	Southern California	Corona, Calif.	UFA '17 (MIN)	0/0/0/0

CAROLINA PANTHERS BY EXPERIENCE



No	Name	Pos	Ht	Wt	DOB	Age	Exp	College	Hometown	How Acq	GP/GS/DNP/INA
17th Year (1)											
90	Peppers, Julius	DE	6-7	295	01/18/80	38	17	North Carolina	Bailey, N.C.	UFA '17 (GB)	9/6/0/0
15th Year (1)											
29	Adams, Mike	S	5-11	205	03/24/81	37	15	Delaware	Wayne, N.J.	UFA '17 (IND)	9/9/0/0
14th Year (1)											
58	Davis, Thomas	LB	6-1	235	03/22/83	35	14	Georgia	Shellman, Ga.	D1 '05	5/5/0/0
12th Year (2)											
67	Kalil, Ryan	C	6-2	300	03/29/85	33	12	Southern California	Corona, Calif.	D2b '07	9/9/0/0
88	Olsen, Greg	TE	6-5	255	03/11/85	33	12	Miami (Fla.)	Wayne, N.J.	TR '11 (CHI)	6/6/0/3
11th Year (1)											
44	Jansen, J.J.	LS	6-2	235	01/20/86	32	11	Notre Dame	Phoenix, Ariz.	TR '09 (GB)	9/0/0/0
10th Year (1)											
41	Munnerlyn, Captain	CB	5-9	195	04/10/88	30	10	South Carolina	Mobile, Ala.	UFA '17 (MIN)	9/3/0/0
9th Year (3)											
74	Clark, Chris	T	6-5	305	10/01/85	33	9	Southern Mississippi	New Orleans, La.	FA '18	8/8/0/0
9	Gano, Graham	K	6-2	202	04/09/87	31	9	Florida State	Cantonment, Fla.	FA '12	9/0/0/0
71	Newhouse, Marshall	T	6-4	330	09/29/88	30	9	Texas Christian	Dallas, Texas	TR '18 (BUF)	4/0/2/0
8th Year (4)											
97	Addison, Mario	DE	6-3	260	09/06/87	31	8	Troy	Tarrant, Ala.	FA '12	9/9/0/0
42	Jones, Colin	S	6-0	205	10/27/87	31	8	Texas Christian	Bridgeport, Texas	TR '12 (SF)	9/1/0/0
1	Newton, Cam	QB	6-5	245	05/11/89	29	8	Auburn	College Park, Ga.	D1 '11	9/9/0/0
11	Smith, Torrey	WR	6-0	205	01/26/89	29	8	Maryland	Falmouth, Va.	TR '18 (PHI)	6/5/0/3
7th Year (5)											
38	Cadet, Travaris	RB	6-1	210	02/01/89	29	7	Appalachian State	Miami, Fla.	FA '18	0/0/0/0
59	Kuechly, Luke	LB	6-3	238	04/20/91	27	7	Boston College	Cincinnati, Ohio	D1 '12	9/9/0/0
93	Love, Kyle	DT	6-1	310	11/18/86	31	7	Mississippi State	College Park, Ga.	FA '16	9/0/0/0
95	Poe, Dontari	DT	6-3	346	08/18/90	27	7	Memphis	Memphis, Tenn.	UFA '18 (ATL)	9/9/0/0
13	Wright, Jarius	WR	5-10	191	11/25/89	28	7	Arkansas	Warren, Ark.	FA '18	9/5/0/0
6th Year (4)											
96	Horton, Wes	DE	6-5	265	12/17/89	28	6	Southern California	Sherman Oaks, Calif.	FA '16	9/3/0/0
25	Reid, Eric	S	6-1	215	12/10/91	26	6	Louisiana State	Geismar, La.	FA '18	6/6/0/0
99	Short, Kawann	DT	6-3	315	02/02/89	29	6	Purdue	East Chicago, Ind.	D2 '13	9/9/0/0
65	Silatolu, Amini	G	6-4	305	09/16/88	30	6	Midwestern State	Tracy, Calif.	FA '17	6/0/0/3
5th Year (2)											
53	Jacobs, Ben	LB	6-4	240	04/17/88	30	5	Fresno State	Las Vegas, Nev.	FA '16	9/0/0/0
70	Turner, Trai	G	6-3	315	06/14/93	25	5	Louisiana State	New Orleans, La.	D3 '14	7/7/0/2
4th Year (5)											
34	Artis-Payne, Cameron	RB	5-10	215	06/23/90	28	4	Auburn	Harrisburg, Pa.	D5b '15	2/0/0/7
17	Funchess, Devin	WR	6-4	225	05/21/94	24	4	Michigan	Farmington, Mich.	D2 '15	9/9/0/0
55	Mayo, David	LB	6-2	245	08/08/93	25	4	Texas State	Scappoose, Ore	D5a '15	9/3/0/0
54	Thompson, Shaq	LB	6-0	230	04/21/94	24	4	Washington	Sacramento, Calif.	D1 '15	9/7/0/0
73	Van Roten, Greg	G	6-3	305	02/26/90	28	4	Pennsylvania	Mineola, N.Y.	FA'17	9/9/0/0
3rd Year (8)											
24	Bradberry, James	CB	6-1	212	08/04/93	25	3	Samford	Pleasant Grove, Ala.	D2 '16	9/9/0/0
92	Butler, Vernon	DT	6-4	330	06/14/94	24	3	Louisiana Tech	Summit, Miss.	D1 '16	9/0/0/0
18	Byrd, Damiere	WR	5-9	180	01/27/93	25	3	South Carolina	Sicklerville, N.J.	FA '15	6/0/0/3
23	Hawkins, Josh	CB	5-10	190	01/23/93	25	3	East Carolina	Winston-Salem, N.C.	FA '18	5/0/0/2
6	Heinicke, Taylor	QB	6-1	210	03/15/93	25	3	Old Dominion	Lawrenceville, Ga.	FA '18	2/0/7/0
69	Larsen, Tyler	C	6-4	325	07/08/91	27	3	Utah State	Sandy, Utah	FA '16	9/2/0/0
82	Manhertz, Chris	TE	6-6	255	04/10/92	26	3	Canisius	New York, N.Y.	WV '16 (NO)	9/2/0/0
5	Palardy, Michael	P	5-11	200	07/06/92	26	3	Tennessee	Fort Lauderdale, Fla.	FA '16	9/0/0/0
2nd Year (6)											
40	Armah, Alex	FB	6-2	255	05/17/94	24	2	West Georgia	Lawrenceville, Ga.	D6 '17	9/1/0/0
91	Cox Jr., Bryan	DE	6-3	270	06/25/94	24	2	Florida	Ft. Lauderdale, Fla.	FA '17	5/0/0/4
35	Elder, Corn	CB	5-10	185	10/09/94	24	2	Miami (Fla.)	Nashville, Tenn.	D5 '17	6/0/0/3
22	McCaffrey, Christian	RB	5-11	205	06/07/96	22	2	Stanford	Highlands Ranch, Colo.	D1 '17	9/9/0/0
72	Moton, Taylor	T	6-5	325	03/18/94	24	2	Western Michigan	Okemos, Mich.	D2b '17	9/9/0/0
10	Samuel, Curtis	WR	5-11	195	08/11/96	22	2	Ohio State	Brooklyn, N.Y.	D2a '17	6/2/0/3
Rookie/1st Year (9)											
56	Carter Jr, Jermaine	LB	6-1	225	01/14/95	23	R	Maryland	Rockville, Md.	D5 '18	9/0/0/0
28	Gaulden, Rashaan	S	6-1	200	01/23/95	23	R	Tennessee	Spring Hill, Tenn.	D3 '18	8/0/0/1
98	Haynes, Marquis	DE	6-2	235	12/16/93	24	R	Mississippi	Jacksonville, Fla.	D4b '18	1/0/0/8
26	Jackson, Donte	CB	5-10	180	11/08/95	23	R	Louisiana State	Metarie, La.	D2 '18	9/9/0/0
63	Mahon, Brendan	G	6-4	320	01/17/95	23	R	Penn State	Randolph, N.J.	FA '18	2/0/0/7
12	Moore, DJ	WR	6-0	210	04/14/97	21	R	Maryland	Philadelphia, Pa.	D1 '18	9/3/0/0
94	Obada, Efe	DE	6-6	265	04/13/92	26	1	none	London, England	FA '17	7/0/0/2
57	Smith, Andre	LB	6-0	240	04/20/97	21	R	North Carolina	Jacksonville, Fla.	D7a '18	1/0/0/8
80	Thomas, Ian	TE	6-4	260	06/06/96	22	R	Indiana	Baltimore, Md.	D4a '18	9/3/0/0

CAROLINA PANTHERS BY POSITION



No	Name	Pos	Ht	Wt	DOB	Age	Exp	College	Hometown	How Acq	
QUARTERBACKS (2)											
6	Heinicke, Taylor	QB	6-1	210	03/15/93	25	3	Old Dominion	Lawrenceville, Ga.	FA '18	2/0/7/0
1	Newton, Cam	QB	6-5	245	05/11/89	29	8	Auburn	College Park, Ga.	D1 '11	9/9/0/0
RUNNING BACKS (4)											
40	Armah, Alex	FB	6-2	255	05/17/94	24	2	West Georgia	Lawrenceville, Ga.	D6 '17	9/1/0/0
34	Artis-Payne, Cameron	RB	5-10	215	06/23/90	28	4	Auburn	Harrisburg, Pa.	D5b '15	2/0/0/7
38	Cadet, Travaris	RB	6-1	210	02/01/89	29	7	Appalachian State	Miami, Fla.	FA '18	0/0/0/0
22	McCaffrey, Christian	RB	5-11	205	06/07/96	20	2	Stanford	Highlands Ranch, Colo.	D1 '17	9/9/0/0
WIDE RECEIVERS (6)											
18	Byrd, Damiere	WR	5-9	180	01/27/93	25	3	South Carolina	Sicklerville, N.J.	FA '15	6/0/0/3
17	Funchess, Devin	WR	6-4	225	05/21/94	24	4	Michigan	Farmington, Mich.	D2 '15	9/9/0/0
12	Moore, DJ	WR	6-0	210	04/14/97	21	R	Maryland	Philadelphia, Pa.	D1 '18	9/3/0/0
10	Samuel, Curtis	WR	5-11	195	08/11/96	22	2	Ohio State	Brooklyn, N.Y.	D2a '17	6/2/0/3
11	Smith, Torrey	WR	6-0	205	01/26/89	29	8	Maryland	Falmouth, Va.	TR '18 (PHI)	6/5/0/3
13	Wright, Jarius	WR	5-10	191	11/25/89	28	7	Arkansas	Warren, Ark.	FA '18	9/5/0/0
TIGHT ENDS (3)											
82	Manhertz, Chris	TE	6-6	255	04/10/92	26	3	Canisius	New York, N.Y.	WV '16 (NO)	9/2/0/0
88	Olsen, Greg	TE	6-5	255	03/11/85	33	12	Miami (Fla.)	Wayne, N.J.	TR '11 (CHI)	6/6/0/3
80	Thomas, Ian	TE	6-4	260	06/06/96	22	R	Indiana	Baltimore, Md.	D4a '18	9/3/0/0
OFFENSIVE LINEMEN (9)											
74	Clark, Chris	T	6-5	305	10/01/85	33	9	Southern Mississippi	New Orleans, La.	FA '18	8/8/0/0
67	Kalil, Ryan	C	6-2	300	03/29/85	33	12	Southern California	Corona, Calif.	D2b '07	9/9/0/0
69	Larsen, Tyler	C	6-4	325	07/08/91	27	3	Utah State	Sandy, Utah	FA '16	9/2/0/0
63	Mahon, Brendan	G	6-4	320	01/17/95	23	R	Penn State	Randolph, N.J.	FA '18	2/0/0/7
72	Moton, Taylor	T	6-5	325	03/18/94	22	2	Western Michigan	Okemos, Mich.	D2b '17	9/9/0/0
71	Newhouse, Marshall	T	6-4	330	09/29/88	30	9	Texas Christian	Dallas, Texas	TR '18 (BUF)	4/0/2/0
65	Silatolu, Amini	G	6-4	305	09/16/88	30	6	Midwestern State	Tracy, Calif.	FA '17	6/0/0/3
70	Turner, Trai	G	6-3	315	06/14/93	25	5	Louisiana State	New Orleans, La.	D3 '14	7/7/0/2
73	Van Roten, Greg	G	6-3	305	02/26/90	28	4	Pennsylvania	Mineola, N.Y.	FA'17	9/9/0/0
SPECIALISTS (3)											
9	Gano, Graham	K	6-2	202	04/09/87	31	9	Florida State	Cantonment, Fla.	FA '12	9/0/0/0
44	Jansen, J.J.	LS	6-2	235	01/20/86	32	11	Notre Dame	Phoenix, Ariz.	TR '09 (GB)	9/0/0/0
5	Palardy, Michael	P	5-11	200	07/06/92	26	3	Tennessee	Fort Lauderdale, Fla.	FA '16	9/0/0/0
DEFENSIVE LINEMEN (10)											
97	Addison, Mario	DE	6-3	260	09/06/87	31	8	Troy	Tarrant, Ala.	FA '12	9/9/0/0
92	Butler, Vernon	DT	6-4	330	06/14/94	24	3	Louisiana Tech	Summit, Miss.	D1 '16	9/0/0/0
91	Cox Jr., Bryan	DE	6-3	270	06/25/94	24	2	Florida	Ft. Lauderdale, Fla.	FA '17	5/0/0/4
98	Haynes, Marquis	DE	6-2	235	12/16/93	24	R	Mississippi	Jacksonville, Fla.	D4b '18	1/0/0/8
96	Horton, Wes	DE	6-5	265	12/17/89	28	6	Southern California	Sherman Oaks, Calif.	FA '16	9/3/0/0
93	Love, Kyle	DT	6-1	310	11/18/86	31	7	Mississippi State	College Park, Ga.	FA '16	9/0/0/0
94	Obada, Efe	DE	6-6	265	04/13/92	26	1	none	London, England	FA '17	7/0/0/2
90	Peppers, Julius	DE	6-7	295	01/18/80	38	17	North Carolina	Bailey, N.C.	UFA '17 (GB)	9/6/0/0
95	Poe, Dontari	DT	6-3	346	08/18/90	27	7	Memphis	Memphis, Tenn.	UFA '18 (ATL)	9/9/0/0
99	Short, Kawann	DT	6-3	315	02/02/89	29	6	Purdue	East Chicago, Ind.	D2 '13	9/9/0/0
LINEBACKERS (7)											
56	Carter Jr, Jermaine	LB	6-1	225	01/14/95	23	R	Maryland	Rockville, Md.	D5 '18	9/0/0/0
58	Davis, Thomas	LB	6-1	235	03/22/83	35	14	Georgia	Shellman, Ga.	D1 '05	5/5/0/0
53	Jacobs, Ben	LB	6-4	240	04/17/88	30	5	Fresno State	Las Vegas, Nev.	FA '16	9/0/0/0
59	Kuechly, Luke	LB	6-3	238	04/20/91	27	7	Boston College	Cincinnati, Ohio	D1 '12	9/9/0/0
55	Mayo, David	LB	6-2	245	08/08/93	25	4	Texas State	Scappoose, Ore	D5a '15	9/3/0/0
57	Smith, Andre	LB	6-0	240	04/20/97	21	R	North Carolina	Jacksonville, Fla.	D7a '18	1/0/0/8
54	Thompson, Shaq	LB	6-0	230	04/21/94	24	4	Washington	Sacramento, Calif.	D1 '15	9/7/0/0
DEFENSIVE BACKS (9)											
29	Adams, Mike	S	5-11	205	03/24/81	37	15	Delaware	Wayne, N.J.	UFA '17 (IND)	9/9/0/0
24	Bradberry, James	CB	6-1	212	08/04/93	25	3	Samford	Pleasant Grove, Ala.	D2 '16	9/9/0/0
35	Elder, Corn	CB	5-10	185	10/09/94	24	2	Miami (Fla.)	Nashville, Tenn.	D5 '17	6/0/0/3
28	Gaulden, Rashaan	S	6-1	200	01/23/95	23	R	Tennessee	Spring Hill, Tenn.	D3 '18	8/0/0/1
23	Hawkins, Josh	CB	5-10	190	01/23/93	25	3	East Carolina	Winston-Salem, N.C.	FA '18	5/0/0/2
26	Jackson, Donte	CB	5-10	180	11/08/95	23	R	Louisiana State	Metarie, La.	D2 '18	9/9/0/0
42	Jones, Colin	S	6-0	205	10/27/87	31	8	Texas Christian	Bridgeport, Texas	TR '12 (SF)	9/1/0/0
41	Munnerlyn, Captain	CB	5-9	195	04/10/88	30	10	South Carolina	Mobile, Ala.	UFA '17 (MIN)	9/3/0/0
25	Reid, Eric	S	6-1	215	12/10/91	26	6	Louisiana State	Geismar, La.	FA '18	6/6/0/0

CAROLINA PANTHERS / WEEK 10 / THROUGH SUNDAY, NOVEMBER 11, 2018

WON 6, LOST 3				* RUSHING				No.	Yds	Avg	Long	TD				
09/09 W 16-	8	Dallas	74,532	McCaffrey	123	579	4.7	45	4							
09/16 L 24-31		at Atlanta	72,528	Newton	75	352	4.7	29	4							
09/23 W 31-21		Cincinnati	72,161	Moore	8	122	15.3	32	0							
10/07 W 33-31		N.Y. Giants	74,221	C. Anderson	24	104	4.3	22	0							
10/14 L 17-23		at Washington	60,482	Samuel	4	43	10.8	33t	2							
10/21 W 21-17		at Philadelphia	69,696	Wright	1	34	34.0	34	0							
10/28 W 36-21		Baltimore	73,843	Armah	7	14	2.0	4	2							
11/04 W 42-28		Tampa Bay	73,513	Heinicke	2	-2	-1.0	-1	0							
11/08 L 21-52		at Pittsburgh	62,881	TEAM	244	1246	5.1	45	12							
11/18		at Detroit		OPPONENTS	204	891	4.4	36	6							
11/25		Seattle		* RECEIVING	No.	Yds	Avg	Long	TD							
12/02		at Tampa Bay		McCaffrey	54	439	8.1	32	4							
12/09		at Cleveland		Funchess	39	477	12.2	27								
12/17		New Orleans		Moore	23	317	13.8	51t	1							
12/23		Atlanta		Olsen	22	258	11.7	23	3							
12/30		at New Orleans		Wright	21	192	9.1	28	1							
		Car.	Opp.	T. Smith	16	171	10.7	35	2							
TOTAL FIRST DOWNS				Samuel	12	124	10.3	25t	2							
Rushing				Thomas	11	87	7.9	27	0							
Passing				C. Anderson	1	24	24.0	24t	1							
Penalty				Byrd	1	8	8.0	8	0							
3rd Down: Made/Att				Manhertz	1	2	2.0	2	0							
3rd Down Pct.				TEAM	201	2099	10.4	51t	17							
4th Down: Made/Att				OPPONENTS	218	2456	11.3	75t	22							
4th Down Pct.				* INTERCEPTIONS	No.	Yds	Avg	Long	TD							
POSSESSION AVG.				Jackson	4	0	0.0	0	0							
TOTAL NET YARDS				Adams	3	11	3.7	18	0							
Avg. Per Game				Reid	1	39	39.0	39	0							
Total Plays				Munnerlyn	1	2	2.0	2	0							
Avg. Per Play				Kuechly	1	0	0.0	0	0							
NET YARDS RUSHING				Obada	1	0	0.0	0	0							
Avg. Per Game				TEAM	11	52	4.7	39	0							
Total Rushes				OPPONENTS	5	93	18.6	29	1							
NET YARDS PASSING				* PUNTING	No.	Yds	Avg	Net	TB	In	Lg	B				
Avg. Per Game				Palardy	37	1680	45.4	40.8	3	18	59	0				
Sacked/Yards Lost				TEAM	37	1680	45.4	40.8	3	18	59	0				
Gross Yards				OPPONENTS	32	1466	45.8	41.5	1	14	57	0				
Att./Completions				* PUNT RETURNS	Ret	FC	Yds	Avg	Long	TD						
Completion Pct.				Byrd	8	4	86	10.8	30	0						
Had Intercepted				Moore	6	3	32	5.3	15	0						
PUNTS/AVERAGE				TEAM	14	7	118	8.4	30	0						
NET PUNTING AVG.				OPPONENTS	14	13	112	8.0	23	0						
PENALTIES/YARDS				* KICKOFF RETURNS	No.	Yds	Avg	Long	TD							
FUMBLES/BALL LOST				Samuel	10	209	20.9	32	0							
TOUCHDOWNS				Moore	2	44	22.0	26	0							
Rushing				TEAM	12	253	21.1	32	0							
Passing				OPPONENTS	13	324	24.9	50	0							
Returns				* FIELD GOALS	1-19	20-29	30-39	40-49	50+							
* SCORE BY PERIODS				Q1	Q2	Q3	Q4	OT	PTS	Gano	0/ 0	1/ 1	3/ 3	4/ 4	3/ 3	
TEAM				45	95	13	88	0	241	TEAM	0/ 0	1/ 1	3/ 3	4/ 4	3/ 3	
OPPONENTS				55	68	52	57	0	232	OPPONENTS	0/ 0	1/ 1	1/ 2	4/ 5	3/ 4	
* SCORING				TD-Ru-Pa-Rt	K-PAT	FG	S	PTS	Gano:	(27G) (54G) (40G) (47G, 47G, 39G, 63G) (32G) ()						
Gano				0	0	0	0	24/26	11/11	0	57	(54G, 44G, 30G) () ()				
McCaffrey				8	4	4	0		0	48	OPP:	(47N) (44G) (53N) (42G, 53G, 36G) (49G, 56G, 29G)				
Newton				4	4	0	0		0	24	(36N, 46G) () () (50G)					
Samuel				4	2	2	0		0	24						
Funchess				3	0	3	0		0	18						
Olsen				3	0	3	0		0	18						
T. Smith				2	0	2	0		0	14						
Armah				2	2	0	0		0	12						
Wright				1	0	1	0		0	8						
C. Anderson				1	0	1	0		0	6						
Jones				1	0	0	1		0	6						
Moore				1	0	1	0		0	6						
TEAM				30	12	17	1	24/26	11/11	0	241					
OPPONENTS				29	6	22	1	27/27	9/12	0	232					
2-Pt Conv: T. Smith, Wright, TM 2-4, OPP 2-2																
SACKS: Addison 7.5, Peppers 3, Thompson 2, Kuechly 2, Short 2, Horton 1.5, Jackson 1, Obada 1, Reid 1, (group) 1, TM 22, OPP 17																
FUM/LOST: Newton 5/0, Moore 3/2, McCaffrey 1/1, Samuel 1/1, Wright 1/0																
* PASSING				Att	Cmp	Yds	Cmp%	Yds/Att	TD	TD%	Int	Int%	Long	Sack/Lost	Rating	
Newton				292	200	2086	68.5	7.14	17	5.8	5	1.7	51t	17/ 130	101.2	
Heinicke				1	1	13	100.0	13.00	0	0.0	0	0.0	13	0/ 0	118.8	
TEAM				293	201	2099	68.6	7.16	17	5.8	5	1.7	51t	17/ 130	101.3	
OPPONENTS				325	218	2456	67.1	7.56	22	6.8	11	3.4	75t	22/ 132	97.9	

CAROLINA PANTHERS 2018 REGULAR SEASON DEFENSIVE STATISTICS (coaches film review)

PLAYER	TACKLES			SACKS	QBP	FF	FR	INT	YDS	PD	TD
	TOTAL	SOLO	ASSIST								
Luke Kuechly	72	61	11	2.0	4	-	-	1	0	1	-
Shaq Thompson	59	39	20	2.0	7	-	-	-	-	-	-
Mike Adams	50	43	7	-	3	-	-	3	11	4	-
Donte Jackson	47	42	5	1.0	-	1	-	4	0	4	-
James Bradberry	42	34	8	-	1	-	-	-	-	14	-
Eric Reid	37	34	3	1.0	1	-	-	1	39	-	-
Thomas Davis	32	16	16	-	7	-	-	-	-	4	-
Kawann Short	31	20	11	2.0	11	1	-	-	-	-	-
Captain Munneryn	27	22	5	-	5	-	1	-	-	4	-
Mario Addison	23	19	4	7.5	5	2	-	-	-	-	-
Dontari Poe	18	7	11	-	7	-	-	-	-	-	-
Vernon Butler	15	8	7	-	9	-	1	-	-	-	-
Wes Horton	14	11	3	1.5	4	-	-	-	-	-	-
Julius Peppers	13	12	1	3.0	6	2	-	-	-	5	-
Colin Jones	13	11	2	-	-	-	-	-	-	-	-
Kyle Love	13	11	2	-	10	2	1	-	-	1	-
Rashaan Gaulden	10	8	2	-	-	-	-	-	-	-	-
Da'Norris Searcy	7	5	2	-	-	-	-	-	-	-	-
Efe Obada	5	4	1	1.0	4	-	-	1	0	2	-
Jermaine Carter, Jr.	4	2	2	-	1	-	-	-	-	-	-
David Mayo	4	2	2	-	2	-	-	-	-	-	-
Corn Elder	3	1	2	-	-	-	-	-	-	-	-
Bryan Cox, Jr.	3	2	1	-	1	-	-	-	-	-	-

CAROLINA PANTHERS 2018 REGULAR SEASON SPECIAL TEAMS STATISTICS

PLAYER	TACKLES	FF	FR	BLK	TD
Curtis Samuel	6	-	-	-	-
Ben Jacobs	4	-	-	-	-
Rashaan Gaulden	3	-	-	-	-
Alex Armah	2	-	-	-	-
Colin Jones	2	-	1	-	1
Ian Thomas	2	-	-	-	-
Shaq Thompson	2	-	-	-	-
Damiere Byrd	1	-	-	-	-
Jermaine Carter	1	-	-	-	-
Lorenzo Doss	1	-	-	-	-
Graham Gano	1	-	-	-	-
Marquis Haynes	1	-	-	-	-
Donte Jackson	1	-	-	-	-
J.J. Jansen	1	-	-	-	-
David Mayo	1	-	-	-	-
Jared Norris	1	-	-	-	-
Eric Reid	1	-	-	-	-
Andre Smith	1	-	-	-	-