



FEDEX FIELD (82,000) / OCTOBER 14, 2018 • 1:00 PM / PANTHERS.COM

CAROLINA PANTHERS (3-1) AT WASHINGTON REDSKINS (2-2)

PANTHERS TRAVEL TO WASHINGTON IN WEEK 6

CAROLINA at WASHINGTON

- Carolina hits the road after spending four of the first five weeks of the season at home with three games and a bye week. The Panthers have started 3-1 for the seventh time in franchise history. Carolina made the playoffs in five of the previous six seasons after starting 3-1 or better with 2002 being the only outlier.
- The Panthers are 6-7 against the Redskins all-time but have won five consecutive games in the series, dating back to 2006. Carolina is 2-5 all-time at Washington, winning road games in 2016 and 2012.
- Carolina enters the game ranked first in the NFL in rushing at 154.0 yards per game. It marks the third straight week that Carolina has ranked first and seventh week since 2011 under head coach Ron Rivera that the Panthers ranked first in the NFL in rushing. The Panthers have finished in the top 10 in rushing in all but one season (2013) under Rivera.
- Christian McCaffrey ranks fourth in the NFL with 82.3 rushing yards per game, and is also second with 130.3 yards from scrimmage per game. McCaffrey has had 12 rushes for 10 yards or more, ranking third in the NFL.
- Quarterback Cam Newton leads the NFL with a quarterback passer rating of 127.1 in the red zone to go along with four passing touchdowns and three rushing touchdowns. In four career games against Washington, Newton has averaged 250.8 passing yards with nine touchdowns, no interceptions and a passer rating of 115.4.
- With the return of Thomas Davis, the Panthers could have seven Pro Bowlers in the defensive starting lineup against Washington (Peppers, Short, Poe, Davis, Kuechly, Reid, Adams).
- Kicker Graham Gano tied an NFL record for longest game-winning field goal at 63 yards in Week 5. He has now hit 24 consecutive field goals, breaking the Panthers franchise record for most consecutive field goals (John Kasay - 21). It also marks the longest active streak in the NFL. Gano has hit 36 straight field goals at home, a franchise record.

BROADCAST INFORMATION



TELEVISION

FOX

(WJZY in Charlotte)

Play-by-Play: Kenny Albert

Analyst: Charles Davis

Sideline: Pam Oliver



RADIO FLAGSHIP

WBT-AM

(1110 AM/99.3 FM in Charlotte)

Play-by-Play: Mick Mixon

Analyst: Jim Szoke

Analyst: Eugene Robinson

Sideline: Kevin Donnalley



SPANISH RADIO

WGSP-FM

(102.3 FM in Charlotte)

Play-by-Play: Jaime Moreno

Analyst: Luis Moreno, Jr.

STATISTICAL SNAPSHOT

Below are the 2018 regular season averages and NFL rankings for Carolina and Washington in some key statistical categories:

	Carolina		Washington	
	Avg.	Rank	Avg.	Rank
OFFENSE				
Total Yards Per Game	364.8	19th	358.0	21st
Rushing Yards Per Game	154.0	1st	113.0	13th(t)
Rushing Yards Per Attempt	5.0	3rd	3.9	22nd
Passing Net Yards Per Game	210.8	25th	245.0	20th
Sacks Per Pass Play	5.1	12th	6.3	18th
Sacks Allowed	7	4th(t)	9	7th(t)
Third Down Efficiency	38.8	20th	38.5	21st(t)
Points Per Game	26.0	12th	20.8	24th
DEFENSE				
Total Yards Per Game	375.5	20th	320.3	5th
Rushing Yards Per Game	95.0	8th(t)	92.5	6th
Rushing Yards Per Attempt	4.6	24th	4.0	14th
Passing Net Yards Per Game	280.5	26th	227.8	7th
Sacks Per Pass Play	6.0	18th	6.1	16th
Sacks	9	24th(t)	9	24th(t)
Third Down Efficiency	30.8	5th(t)	44.7	27th
Points Per Game	22.8	13th	21.8	10th

2018 Individual Leaders

Passing	Yds	Cmp%	TD	INT	Rtg
Cam Newton, Car.	883	65.4	7	3	93.2
Alex Smith, Was.	1042	65.9	4	2	92.9

Rushing	Att	Yds	Avg	Lng	TD
Christian McCaffrey, Car.	63	329	5.2	45	0
Adrian Peterson, Was.	60	242	4.0	41	3

Receiving	Rec	Yds	Avg	Lng	TD
Devin Funchess, Car.	18	238	13.2	27	1
Chris Thompson, Was.	26	200	7.7	23	1



WEEK 6: CAROLINA PANTHERS AT WASHINGTON REDSKINS



PANTHERS BESTS VS. WASHINGTON

Rushing yards: 142, Tim Biakabutuka at Washington (10/3/99)
 Receiving yards: 189, Muhsin Muhammad vs. Washington (11/16/03)
 Receptions: 9, Muhsin Muhammad vs. Washington (11/16/03)
 Passing yards: 334, Steve Beuerlein at Washington (10/3/99)



Muhsin Muhammad had nine catches for 189 yards against Washington in 2003.

THE SERIES

Carolina trails the all-time series with Washington, 6-7, with a 2-5 deficit on the road. However, Carolina has won five straight games in the series dating back to 2006. Both of Carolina's two wins at Washington have come under Ron Rivera, in 2012 and 2016 on Monday Night Football.

In Carolina's six wins, the Panthers average winning margin is 13.2 points, whereas the Redskins average winning margin is 4.6 in seven wins.

BY THE NUMBERS

Record vs. Redskins: 6-7
Road Record at: 2-5
Last game: Carolina 26 Washington 15 (12/19/16)
Last game at Washington: Carolina 26 Washington 15 (12/19/16)
Last Panthers win: Carolina 26 Washington 15 (12/19/16)
Last Redskins win: Washington 17 Carolina 13 (11/26/06)
Panthers largest winning margin: 28 vs. Washington (11/22/15)
Redskins largest winning margin: 14 vs. Washington (8/31/97)
Current series streak: Carolina W5
Panthers longest winning streak: 5 gms (2009-pres)
Redskins longest winning streak: 6 gms (1995-2001)
Most points, Panthers: 44, at Carolina (11/22/15)
Most points, Redskins: 38, at Washington (10/3/99)
Most points, both teams: 74, at Washington (10/3/99)
Fewest points, Panthers: 10, at Carolina (8/31/97)
Fewest points, Redskins: 13, at Washington (11/4/12)

THE SERIES

WASHINGTON REDSKINS (6-7)

Home: 4-2...Away: 2-5...Playoffs: 0-0

12/24/95 at Washington L 17-20
08/31/97 WASHINGTON L 10-24
12/13/98 WASHINGTON L 25-28
10/03/99 at Washington L 36-38
09/03/00 at Washington L 17-20
10/21/01 at Washington L 14-17 (OT)
11/16/03 WASHINGTON W 20-17
11/26/06 at Washington L 13-17
10/11/09 WASHINGTON W 20-17
10/23/11 WASHINGTON W 33-20
11/04/12 at Washington W 21-13
11/22/15 WASHINGTON W 44-16
12/19/16 at Washington (MNF) W 26-15

INDIVIDUAL CAREER STATS VS. WASHINGTON

Cam Newton (4 gms):	250.8 pass yd/gm, 62.4 comp %, 9 pass TD, 0 INT, 115.4 rtg, 28.0 rush yds/gm, 2 rush TD
Greg Olsen (6 gms):	44.2 rec yd/gm, 1 rec TD, 85 rec yds game high
Devin Funchess (2 gms):	32.0 rec yd/gm, 1 rec TD, 64 rec yds game high
Torrey Smith (3 gms):	17.0 rec yd/gm, 0 rec TD, 30 rec yds game high
Jarius Wright (4 gms):	19.8 rec yd/gm, 1 rec TD, 34 rec yds game high
Julius Peppers (6 gms):	21 tackles, 3.0 sacks, 4 PD
Luke Kuechly (2 gms):	20 tackles, 1 FF, 1 FR
Thomas Davis (5 gms):	34 tackles, 1 FF, 1 FR, 0.5 sacks
Mario Addison (2 gms):	4 tackles, 1.5 sacks
Mike Adams (3 gms):	17 tackles, 2 PD
Eric Reid (3 gms):	10 tackles, 2 PD

NOTABLE CONNECTIONS

- **Coaching Connections**
 - Panthers offensive coordinator Norv Turner was the Redskins head coach from 1994-2000.
 - Panther offensive coordinator Norv Turner coached with Redskins defensive coordinator Greg Manusky at the San Diego Chargers in 2011.
 - Panthers head coach Ron Rivera coached with Redskins offensive coordinator Matt Cavanaugh on the Chicago Bears staff from 1997-98.
 - Redskins head coach Jay Gruden was the Cincinnati Bengals offensive coordinator in 2013 while Panthers offensive line assistant Travelle Wharton played offensive line.
 - Redskins running backs coach Randy Jordan played at North Carolina from 1989-92 and coached there from 2012-13.
 - Redskins defensive line coach Jim Tomsula played collegiately at Catawba College and coached there from 1997-2005. He also coached at Charleston Southern from 1992-1995.
- **Player Connections**
 - Panthers defensive end Mario Addison played in five games for Washington during the 2012 season.
 - Panthers kicker Graham Gano played in Washington for three seasons from 2009-11. Gano led the team in scoring in 2011.
 - Panthers center Tyler Larsen attended training camp with Washington in 2015 before being waived in the final roster cut down.
 - Redskins cornerback Josh Norman is from Greenwood, South Carolina, and attended Greenwood HS. Norman played at Coastal Carolina University, was a 2012 5th-round draft pick of the Panthers, and played from 2012-2015 with Carolina.
- **Area Connections**
 - Panthers wide receiver Torrey Smith is from Falmouth, Va. and played collegiately at Maryland.
 - Redskins wide receiver Maurice Harris is from Greensboro, N.C.
 - Redskins wide receiver Jamison Crowder is from Monroe, N.C. and played collegiately at Duke.
 - Redskins wide receiver Brian Quick is from Columbia, S.C. and played collegiately at Appalachian State.
 - Redskins safety D.J. Swearinger, Sr. is from Greenwood, S.C. and played collegiately at South Carolina.
- **College connections**
 - Panthers wide receiver D.J. Moore played collegiately at Maryland.
 - Panthers linebacker Jermaine Carter played collegiately at Maryland.
 - Redskins linebacker Zach Brown played collegiately at North Carolina.
 - Redskins defensive tackle Caleb Brantley and cornerback Quinton Dunbar played with Panthers defensive end Bryan Cox Jr. at Florida.
 - Redskins linebacker Pernell McPhee played with Panthers defensive tackle Kyle Love at Mississippi State.
 - Redskins safety Troy Apke and Panthers Brendan Mahon played together at Penn State.
 - Redskins linebacker Ryan Kerrigan and Panthers defensive tackle Kawaan Short played together at Purdue.
 - Redskins safety D.J. Swearinger Sr. played with Panthers wide receiver Damiere Byrd at South Carolina.
 - Redskins tackle Ty Nsekhe and Panthers linebacker David Mayo played together at Texas State.
 - Redskins linebacker Zach Vigil and Panthers lineman Tyler Larsen played together at Utah State.



THE HEAD COACHES



Ron RIVERA

NFL: 22nd season

Panthers HC: 8th season

Regular Season: 67-48-1 (.579)

Postseason: 3-4 (.429)

Ron Rivera became the fourth coach in Carolina Panthers history on January 11, 2011.

In seven seasons, Rivera has guided the team to a Super Bowl appearance, an NFC Championship and three NFC South titles. The Panthers have advanced to the playoffs in four of the last five seasons, tied for the most in the NFC over that span. Rivera is a two-time (2013 and 2015) Associated Press NFL Coach of the Year award winner. In 2015, Rivera led the Panthers to the second Super Bowl appearance in team history following a franchise-best 15-1 record and their third consecutive NFC South championship. In the process, Carolina became the fourth team in the Super Bowl era to start a season 14-0. Carolina's 18-game regular season winning streak, beginning in 2014, was the longest in NFC history. In 2013, Rivera guided Carolina to its first playoff appearance since 2008 and in 2014, he led the Panthers to the team's first playoff win since 2005.

With 64 career regular season wins, Rivera is 10 wins away from becoming the Panthers all-time winningest coach, surpassing John Fox.

Before joining the Panthers in 2011, Rivera coached the San Diego Chargers (2007-10), Chicago Bears (2004-06, 1997-98) and Philadelphia Eagles (1999-03). In 2006, the Bears defense led the NFL with 44 takeaways, helping propel Chicago to an appearance in Super Bowl XLI.

Rivera is just the third Latino head coach in NFL history, joining Tom Flores with the Oakland Raiders (1979-87) and Seattle Seahawks (1992-94) and Tom Fears with the New Orleans Saints (1967-70).

A second-round draft choice in 1984 by Chicago, Rivera played nine seasons with the Bears. Primarily an outside linebacker, he was a member of the Super Bowl XX championship team in 1985.

An All-American at the University of California, Rivera finished his career as the school's all-time leader in sacks with 22 and tackles with 336.

Born January 7, 1962 in Fort Ord, Calif., he and his wife, Stephanie, have two children — Christopher and Courtney.

RIVERA COACHING HISTORY

2011-	Carolina Panthers	Head Coach
2008-10	San Diego Chargers	Defensive Coordinator
2007-08	San Diego Chargers	Inside Linebackers
2004-06	Chicago Bears	Defensive Coordinator
1999-2003	Philadelphia Eagles	Linebackers
1997-98	Chicago Bears	Defensive Quality Control



Jay GRUDEN

NFL: 20th season

Redskins HC: 5th season

Regular Season: 30-39-1

Postseason: 0-1 (.000)

Jay Gruden was named the 29th head coach in franchise history on January 9, 2014. He guided the Redskins to a 9-7 record and an NFC East title in 2015, becoming only the sixth coach in team history to lead the franchise to a playoff berth within the first two years of a coaching tenure. He oversaw a record-shattering offense in 2016 that posted team records in total net yards (6,545), net passing yards (4,758) and yards per play (6.40), ranking in the top three in the NFL in all three categories. Gruden joined the Redskins after spending three seasons as offensive coordinator for the Cincinnati Bengals, during which time the Bengals averaged 10 wins a season, making three consecutive playoff appearances and earning an AFC North championship in 2013. In three seasons together, Gruden helped quarterback and 2011 second-round pick Andy Dalton post a 30-18 regular season record (.625). He also spent seven seasons with the Tampa Bay Buccaneers as an offensive assistant (2002-08), helping the team to its first league championship in Super Bowl XXXVII. He is one of the most celebrated individuals in Arena Football League history, having won six combined league championships—four as a quarterback and two as a head coach. He was named the 1992 AFL Most Valuable Player and was honored with induction into the AFL Hall of Fame in 1999.

Gruden played quarterback at Louisville (1985-88), twice being named team MVP. He played quarterback for the Barcelona Dragons and Sacramento Surge (WLAF, 1990), Tampa Bay Storm (AFL, 1991-96) and Orlando Predators (AFL, 2002-03). He coached in various capacities for Louisville (1989-1991), Nashville Kats (AFL, 1997), Orlando Predators (AFL, 1998-2001, 2004-08), Tampa Bay Buccaneers (2002-08), Florida Tuskers (2009-2010) and Cincinnati Bengals (2011-13).

Born on March 4, 1967 in Tiffin, Ohio, he and his wife, Sherry, have three sons — J.J., Joey and Jack—and one grandson, Trey.

GRUDEN COACHING HISTORY

2014-	Washington Redskins	Head Coach
2011-13	Cincinnati Bengals	Offensive Coordinator
2010	Florida Tuskers	Head Coach
2009	Florida Tuskers	Offensive Coordinator
2004-08	Orlando Predators	Head Coach
2002-08	Tampa Bay Buccaneers	Offensive Assistant
1998-01	Orlando Predators	Head Coach
1997	Nashville Kats	Offensive Coordinator

THE LAST TIME...

GAME SUMMARY

CAROLINA 26, WASHINGTON 15

DECEMBER 19, 2016 • FedExField • Landover, MD

Carolina never trailed Washington on the way to a 26-15 victory at FedExField on Monday Night Football to improve to 6-8 on the year. After the teams exchanged field goals, the Panthers took a 10-3 lead when quarterback Cam Newton connected with wide receiver Ted Ginn, Jr. for a 30-yard touchdown. Ginn ran down the seam between safety Donte Whitner and cornerback Josh Norman and found himself wide open in the end zone for the easy score. Coleman intercepted Washington quarterback Kirk Cousins on the last play of the first quarter, setting up a 23-yard Graham Gano field goal to extend the lead. The Redskins cut the halftime deficit to four after running back Rob Kelley rushed for a 5-yard touchdown (the point after attempt was missed). That proved to be Kelley's longest run of the night. The Redskins finished with 29 rushing yards, and there were no explosive plays to be had for the league's second-ranked offense. On the first snap of the second half, defensive end Wes Horton made the biggest play of the game. Horton overpowered tight end Vernon Davis, pushing him into Cousins as he got ready to throw. The ball came loose, and Horton recovered it at the 1-yard line. Newton tossed a play-action pass to fullback Mike Tolbert for the 1-yard touchdown, and just like that Carolina had a 20-9 lead. Newton had one of his best games of the season, throwing for 300 yards and completing 21-of-37 attempts. Gano added a 23-yard field goal later in the third quarter, and frustration began to set in for Washington. Redskins tight end Jordan Reed was disqualified for throwing a punch at Coleman — a penalty that helped force Washington settle for a short field goal early in the fourth quarter. A third Dustin Hopkins field goal cut the Carolina lead to eight with 3:44 remaining in the game. But running back Jonathan Stewart, who totaled a season-high 132 rushing yards, responded with his longest run — a 34-yard scamper which ultimately led to a 41-yard field goal from Gano to seal it.

SCORING

SCORE BY PERIODS	1	2	3	4	OT	TOTAL
Carolina Panthers	10	3	10	3	0	26
Washington Redskins	3	6	0	6	0	15

SCORING DRIVES

Team	Qtr	Time	Play Description (Extra Point) (Drive Info)	CAR	WAS
Panthers	1	12:40	G.Gano 35 yd. Field Goal (7-58, 2:20)	3	0
Redskins	1	6:18	D.Hopkins 43 yd. Field Goal (8-38, 3:52)	3	3
Panthers	1	1:50	T.Ginn 30 yd. pass from C.Newton (G.Gano kick) (8-84, 4:28)	10	3
Panthers	2	12:21	G.Gano 23 yd. Field Goal (6-19, 3:07)	13	3
Redskins	2	3:43	R.Kelley 5 yd. run (kick failed, wl) (7-89, 4:54)	13	9
Panthers	3	13:58	M.Tolbert 1 yd. pass from C.Newton (G.Gano kick) (2-1, 0:49)	20	9
Panthers	3	5:07	G.Gano 23 yd. Field Goal (8-65, 3:57)	23	9
Redskins	4	14:08	D.Hopkins 26 yd. Field Goal (13-67, 5:59)	23	12
Redskins	4	3:44	D.Hopkins 34 yd. Field Goal (9-56, 1:53)	23	15
Panthers	4	1:07	G.Gano 41 yd. Field Goal (7-48, 2:37)	26	15

TEAM STATISTICS

	PANTHERS	REDSKINS
TOTAL FIRST DOWNS	22	18
THIRD DOWN EFFICIENCY	4-15-27%	2-12-17%
FOURTH DOWN EFFICIENCY	0-0-0%	1-1-100%
TOTAL NET YARDS	438	335
NET YARDS RUSHING	148	29
NET YARDS PASSING	290	306
PASS ATTEMPTS-COMPLETIONS-HAD INTERCEPTED	37-21-0	47-32-1
KICKOFFS NUMBER-IN END ZONE-TOUCHBACKS	7-6-5	5-4-3
PUNTS NUMBER AND AVERAGE	6-34.7	6-47.7
TOTAL RETURN YARDAGE (NOT INCLUDING KICKOFFS)	96	14
PENALTIES NUMBER AND YARDS	6-62	7-70
FUMBLES NUMBER AND LOST	1-0	2-2
TOUCHDOWNS	2	1
EXTRA POINTS MADE-ATTEMPTS	2-2	0-1
FIELD GOALS MADE-ATTEMPTS	4-5	3-3
RED ZONE EFFICIENCY	1-4-25%	1-3-33%
GOAL TO GO EFFICIENCY	1-2-50%	1-3-33%
SAFETIES	0	0
TIME OF POSSESSION	34:39	25:21

PANTHERS INDIVIDUAL STATISTICS

RUSHING	ATT	YDS	AVG	LG	TD
J. Stewart	25	132	5.3	34	0
M. Tolbert	2	13	6.5	10	0
F. Whittaker	3	3	1.0	2	0
C. Newton	3	0	0.0	1	0
Total	33	148	4.5	34	0

PASSING	ATT	CMP	YDS	SK/YD	TD	LG	IN	Rtg.
C. Newton	37	21	300	2/10	2	31	0	101.2
Total	37	21	300	2/10	2	31	0	101.2

PASS RECEIVING	REC	YDS	AVG	LG	TD
G. Olsen	6	85	14.2	31	0
T. Ginn	4	64	16.0	30	1
C. Brown	3	42	14.0	19	0
M. Tolbert	3	28	9.3	15	1
K. Benjamin	2	20	10.0	10	0
E. Dickson	1	28	28.0	28	0
F. Whittaker	1	25	25.0	25	0
J. Stewart	1	8	8.0	8	0
Total	21	300	14.3	31	2

Sacks: 1 - W. Horton (1.0)
Interceptions: 1 - K. Coleman

REDSKINS INDIVIDUAL STATISTICS

RUSHING	ATT	YDS	AVG	LG	TD
K. Cousins	2	11	5.5	12	0
C. Thompson	2	10	5.0	6	0
R. Kelley	9	8	0.9	5	1
Total	13	29	2.2	12	1

PASSING	ATT	CMP	YDS	SK/YD	TD	LG	IN	Rtg.
K. Cousins	47	32	315	1/9	0	23	1	77.9
Total	47	32	315	1/9	0	23	1	77.9

PASS RECEIVING	REC	YDS	AVG	LG	TD
D. Jackson	7	111	15.9	23	0
P. Garcon	7	78	11.1	20	0
C. Thompson	5	26	5.2	9	0
R. Kelley	4	47	11.8	22	0
J. Crowder	4	24	6.0	8	0
V. Davis	4	23	5.8	11	0
J. Reed	1	6	6.0	6	0
Total	32	315	9.8	23	0

Sacks: 2 - Q. Dunbar (1.0), T. Murphy (1.0)
Interceptions: 0



THIS WEEK IN THE NFC SOUTH

Carolina hits the road to play the Redskins, the Buccaneers travel to play the Falcons, and the Saints are on bye. This past week, Atlanta lost at Pittsburgh, the Panthers defeated the Giants and New Orleans beat Washington.

THIS WEEK'S NFC SOUTH SCHEDULE

Sunday	Tampa Bay at Atlanta	1:00 p.m.
Sunday	Carolina at Washington	1:00 p.m.

2018 NFC SOUTH STANDINGS

	W	L	T	PCT.	PF	PA
New Orleans	4	1	0	.800	180	140
Carolina	3	1	0	.750	104	91
Tampa Bay	2	2	0	.500	112	139
Atlanta	1	4	0	.200	133	163

MEDIA INFORMATION

Panthers.com – For the most up-to-date information on the Carolina Panthers, please visit the team's official web site at www.panthers.com. Media information, including releases, flip cards, transcripts and media guide is available at www.panthers.com/news/media.

Credentialed media in the press box are encouraged to join the Panthers GameDay slack channel for immediate stats, notes and quotes. To join, email a request to will.bryan@panthers.nfl.com.

2018 PANTHERS SCHEDULE

PRESEASON (3-1)

Thursday	Aug. 9	@ Buffalo	W, 28-23
Friday	Aug. 17	MIAMI	W, 27-20
Friday	Aug. 24	NEW ENGLAND	W, 25-14
Thursday	Aug. 30	@ Pittsburgh	L, 24-39

REGULAR SEASON (3-1)

Sunday	Sept. 9	DALLAS	W, 16-8
Sunday	Sept. 16	@ Atlanta	L, 24-31
Sunday	Sept. 23	CINCINNATI	W, 31-21
Sunday	Sept. 30	BYE	
Sunday	Oct. 7	NEW YORK GIANTS	W, 33-31
Sunday	Oct. 14	@ Washington	1 p.m.
Sunday	Oct. 21	@ Philadelphia	1 p.m.
Sunday	Oct. 28	BALTIMORE	1 p.m.
Sunday	Nov. 4	TAMPA BAY	1 p.m.
Thursday	Nov. 8	@ Pittsburgh	8:20 p.m.
Sunday	Nov. 18	@ Detroit	1 p.m.
Sunday	Nov. 25	SEATTLE	1 p.m.
Sunday	Dec. 2	@ Tampa Bay	1 p.m.
Sunday	Dec. 9	@ Cleveland	1 p.m.
Monday	Dec. 17	NEW ORLEANS	8:15 p.m.
Sunday	Dec. 23	ATLANTA	1 p.m.
Sunday	Dec. 30	@ New Orleans	1 p.m.



#CAREOLINAS SHIRTS UNVEILED

In the days after Hurricane Florence reached the Carolina coasts, head coach Ron Rivera addressed the media with a new #CAREolinas t-shirt featuring the hashtag and the states of North Carolina and South Carolina with the title "we share more than a state line" along the border.

The shirts were sold online through a link on Panthers.com and in stadium in Week 3, and the proceeds are going directly to the official recovery efforts of both states. Since the web campaign launched, over 10,000 shirts were purchased online.



PANTHERS PACK FOOD BOXES

Carolina Panthers players, staff and families went to the Second Harvest Food Bank of Metrolina during the team's bye week to pack food donation boxes for shipment to areas of the Carolinas affected by the hurricane.

The Panthers packed over 5,000 boxes over three days at the food bank. Panthers owner David Tepper was a hands-on part of the effort as he packed boxes last Monday alongside the players. Continuing over the next few weeks, an additional 23,500 boxes funded by Tepper and his foundation will be shipped to affected areas of the Carolinas.

Prior to Carolina's game against Cincinnati, the David Tepper Charitable Foundation, Inc. and Carolina Panthers Charities announced an initial aid package of \$1.7 million with \$1 million going to the American Red Cross, \$450,000 going to regional food banks and \$250,000 to high school athletic programs affected by storm damage. Bank of America has pledged an additional \$100,000 to the high school relief fund, increasing the total to \$350,000 for regional high schools.



PEPPERS LAUNCHES CAMPAIGN

On Friday, Aug. 21st, Julius Peppers announced a donation and the launch of the Julius Peppers Hurricane Relief Fund through the *Foundation For The Carolinas*. Peppers gave \$100,000 to the fund to aid in relief efforts, and he encouraged teammates, fans and the wider community to donate as well. Quarterback Cam Newton then publicly tweeted that he would match Peppers' \$100,000 gift to the campaign.

On Tuesday, Oct. 9, Peppers went to Robeson County, N.C., where he worked with the United Way to assist hurricane victims/

Peppers is originally from Bailey, N.C. and went to college at North Carolina. Information on the campaign is on the front page of Panthers.com and at <https://www.fft.org/PeppersFund>.



ONE CAROLINA STICKERS

Against the Bengals and Giants, the Panthers wore "One Carolina" helmet stickers to show solidarity with hurricane recovery efforts in North and South Carolina.

Along with the Panthers, 44 colleges and universities from Division I to Division II, Division III, NAIA and even junior colleges wore the same stickers in games in and out of the states to increase awareness and promote the same solidarity.





GANO MAKES HISTORY

Graham Gano made NFL and franchise history with his 63-yard field goal to win the game in the waning seconds. The field goal tied for the longest game-winner in NFL history and tied for the second-longest field goal ever. It was a franchise record and personal best for Gano.

Gano hit four field goals in the game, bringing his streak to 24 straight field goals dating back to a miss at Detroit in 2017. He passed the franchise record for consecutive field goals made (21), originally set by John Kasay.



SPECIAL TEAMS DAY

The Panthers introduced the special teams out of the tunnel, rather than offensive or defensive starters, for the first time under head coach Ron Rivera.

The special teams players had a big day as captain Colin Jones recovered a muffed punt in the end zone for the first special teams touchdown of the season and first TD of Jones' career.

Punter Michael Palardy averaged 51.0 yards per punt with two of three pinning the Giants inside the 20. While kicker Graham Gano hit four field goals, including the game-winner from 63 yards out with just one second remaining in the game.



ADAMS MAKES TWO INTERCEPTIONS

Safety Mike Adams made two second-half interceptions, marking his fifth career multiple interception game. Since 2014, Adams has 16 interceptions, tied for the third-most interceptions over that span. In his career, Adams has 45 total takeaways (29 interceptions, 16 fumble recoveries), the most among all active players.

It marked the second consecutive game this season that a Panthers player has had two interceptions after Donte Jackson had two picks against the Bengals in Week 3. Carolina has had 14 consecutive wins when winning the turnover battle.



NEWTON PASSES CUNNINGHAM

Quarterback Cam Newton was 21-of-35 passing for 237 yards, two touchdowns and two interceptions. Six of Newton's completions went for 20 yards or longer.

Newton ran for 29 yards on the ground, bringing him to 4,485 career rushing yards, the most ever by a quarterback with a single franchise, passing Randall Cunningham who had 4,482 with Philadelphia.





2018 WEEK-BY-WEEK TEAM STATISTICAL RANKINGS

Category	Week 1	Week 2	Week 3	Week 4	Week 5	Week 6	Week 7	Week 8	Week 9	Week 10	Week 11	Week 12	Week 13	Week 14	Week 15	Week 16	Week 17
Net Yards per game	28th	16th	15th	18th	19th												
Rushing Yards per game	6th	5th	1st	1st	1st												
Net Passing Yards per game	28th	20th	25th	25th	25th												
Third Down Efficiency	18th	14th	13th	12th	20th												
Points per game	25th	22nd	13th	16th	12th												
Opp. Net Yards per game	3rd	13th	19th	14th	20th												
Opp. Rushing Yards per game	10th	25th	17th	19th	8th												
Opp. Net Passing Yards per game	3rd	7th	16th	13th	26th												
Opp. Third Down Efficiency	4th	14th	15th	16th	5th												
Sacks	2nd	8th	10th	21st	24th												
Opp. Points per game	3rd	8th	12th	8th	13th												

ALL-TIME YEAR-BY-YEAR TEAM STATISTICAL RANKINGS

Category	1995	1996	1997	1998	1999	2000	2001	2002	2003	2004	2005	2006	2007	2008	2009	2010	2011	2012	2013	2014	2015	2016	2017	2018
Net Yards per game	26	23	26	20	6	20	30	31	16	13	22	24	29	10	19	32	7	12	26	16	11	19	19	19
Rushing Yards per game	20	15	15	28	20	29	29	25	7	28	19	24	14	3	3	13	3	9	11	7	2	10	4	1
Net Passing Yards per game	24	22	26	14	2	12	26	30	18	9	17	15	29	19	27	32	13	16	29	19	24	21	28	25
Third Down Efficiency	20	21	2	13	10	15	30	30	20	10	6	32	24	19	19	30	10	6	4	12	7	23	7	20
Points per game	25	7	27	12	4	21	29	30	15	13	8	27	26	7	21	32	5	18	18	19	1	15	12	12
Opp. Net Yards per game	7	10	15	30	26	27	31	2	8	20	3	7	16	18	8	18	28	10	2	10	6	21	7	20
Opp. Rushing Yards per game	10	8	22	26	24	26	31	8	11	17	4	11	18	20	22	23	25	14	2	16	4	6	3	8
Opp. Net Passing Yards per game	14	12	9	28	23	26	28	4	9	18	9	4	17	16	4	11	24	13	6	11	11	29	18	26
Opp. Third Down Efficiency	15	1	17	26	30	27	27	2	8	31	27	3	26	18	7	16	27	9	12	22	13	10	13	5
Sacks	14t	1	23	21t	23t	27t	28	2	8	24t	7	6t	31	9	22t	20t	24t	9t	1	12t	6	2	3	24
Opp. Points per game	8	2	13t	27	26	12	28	5	10	15t	5	8t	15	12	9	26	27	18	2	21	6	26	11	13

ALL-TIME YEAR-BY-YEAR TEAM STATISTICAL AVERAGES

Category	1995	1996	1997	1998	1999	2000	2001	2002	2003	2004	2005	2006	2007	2008	2009	2010	2011	2012	2013	2014	2015	2016	2017	2018
Net Yards per game	288.7	300.8	288.4	298.8	355.3	290.9	265.9	267.5	321.3	326.6	309.4	307.7	284.9	349.7	331.0	258.4	389.8	360.7	316.9	346.7	366.9	343.7	323.7	364.8
Rushing Yards per game	98.3	108.1	110.6	91.1	95.3	74.1	85.8	99.1	130.7	98.9	104.9	103.7	114.0	152.3	156.1	115.4	150.5	130.5	126.6	127.3	142.6	113.4	131.4	154.0
Net Passing Yards per game	190.4	192.7	177.8	207.6	260.1	216.1	180.1	168.4	190.6	227.7	204.4	204.0	170.9	197.4	174.9	143.1	239.3	230.2	190.2	219.4	224.3	230.3	192.3	210.8
Third Down Efficiency	38.1	37.2	44.0	37.0	38.3	39.4	30.6	28.6	35.6	40.3	42.2	31.1	36.2	39.3	37.3	30.4	40.5	43.1	43.8	41.9	42.4	37.2	41.9	38.8
Points per game	18.1	22.9	16.6	21.0	26.3	19.4	15.8	16.1	20.3	22.2	24.4	16.9	16.7	25.9	19.7	12.3	25.4	22.3	22.9	21.2	31.3	23.1	22.7	26.0
Opp. Net Yards per game	314.2	298.5	311.3	365.1	343.9	353.5	371.4	290.4	295.3	336.4	282.6	296.1	324.8	331.2	315.8	335.9	377.6	333.1	301.3	339.8	322.9	359.8	317.1	375.5
Opp. Rushing Yards per game	98.5	97.6	123.3	133.3	118.6	121.5	143.8	103.3	107.6	119.0	91.6	108.6	110.7	119.5	124.8	123.8	130.8	110.1	86.9	112.0	88.4	91.6	88.1	95.0
Opp. Net Passing Yards/game	215.7	200.9	187.9	231.8	225.3	232.0	227.6	187.1	187.7	217.4	191.1	187.5	214.1	211.7	191.0	212.1	246.8	223.0	214.3	227.8	234.5	268.2	229.1	280.5
Opp. Third Down Efficiency	40.8	32.4	36.9	41.7	41.6	43.3	41.6	32.9	34.7	46.0	40.7	31.5	42.5	39.7	35.5	38.0	42.8	36.1	35.8	42.4	37.9	37.9	37.9	30.8
Sacks	36	60	36	37	35	27	26	52	39	34	45	41	23	37	31	31	31	39	59	40	44	47	50	9
Opp. Points per game	20.3	13.6	19.6	25.8	23.8	19.4	25.6	18.9	19.0	21.2	16.2	19.1	21.7	20.6	19.3	25.5	26.8	22.7	15.1	23.4	19.3	25.1	20.4	22.8



MILESTONES IN REACH IN 2018

Team

--The Panthers need five more wins to reach 200 wins in franchise history, including the postseason. Carolina is 195-193-1 all-time including the postseason.

--Carolina has won eight home games in a row dating back to last season. That streak is tied with the Patriots for the longest active home win streak in the NFL.

--The Panthers currently sport the NFL's longest consecutive game streak without overtime (45), dating back to Carolina's OT win over Indianapolis (11/12/15).

--Carolina can become the only NFL team to rank in the top 10 in sacks six times in the last seven seasons.

--Carolina can become one of just five teams to reach the playoffs in five of the last six seasons (if Seattle, Green Bay, Pittsburgh, and New England make the playoffs in 2018).

Ron Rivera

--Rivera needs seven more regular-season wins to pass John Fox (73) for the most regular-season coaching wins in franchise history. In his eighth season with Carolina, Rivera has a 67-48-1 record.



Cam Newton

--Newton needs three total touchdowns to pass Brett Favre (224) for third all-time through the first eight seasons of a career.

--Newton needs 985 total yards to catch Dan Marino and 3,421 yards to catch Peyton Manning for most combined yards (passing and rushing) after a quarterback's first eight seasons.

--Newton needs 444 rushing yards to pass Randall Cunningham for second all-time in rushing yards by a quarterback.

--Newton needs eight rushing first downs to pass Michael Vick for most rushing first downs by a quarterback in NFL history.

--Newton can become the first QB in NFL history to rush for at least 700 yards in four seasons.

--Newton needs one rushing touchdown to tie Jonathan Stewart for second in total touchdowns in franchise history.

--Newton needs five game-winning drives to tie Jake Delhomme for most in franchise history.

Devin Funchess

--Funchess needs 126 receiving yards to pass Ted Ginn, Jr., for eighth place all-time in franchise history.

Christian McCaffrey

--McCaffrey needs one receiving touchdown to tie DeAngelo Williams and Jonathan Stewart (7) for the most receiving TDs by a running back in franchise history.



--McCaffrey needs 157 receiving yards to become just the fourth running back in franchise history with 1,000 receiving yards. He would become the 22nd player with 1,000 receiving yards in franchise history.

--McCaffrey needs 16 receiving first downs to pass DeAngelo Williams for the most by a running back in franchise history.

Greg Olsen

--Olsen needs one receiving touchdown to tie Wesley Walls and others with 54 career touchdowns, tying for 12th all-time among tight ends.

Julius Peppers

--Peppers needs six sacks to pass Kevin Greene for the third-most sacks in NFL history since it became a statistic in 1982.

--Peppers needs four forced fumbles to pass Robert Mathis (52) for most forced fumbles since 2000.

--Peppers needs one game played to pass Charles Woodson (254) for seventh-most career games by a defensive player in NFL history.

Luke Kuechly

--Kuechly needs four interceptions to become the third linebacker in NFL history with 20 interceptions in his first seven seasons played.

--Kuechly needs four takeaways for the most takeaways by an NFL linebacker in his first seven seasons.

--Kuechly needs 72 tackles (press box stats) to pass Patrick Willis (916) for the most tackles in an NFL player's first seven seasons.

--Kuechly needs 36 tackles (coaches stats) to become the second player in franchise history with 1,000 career tackles.



Thomas Davis

--Davis needs two tackles for 1,000 in his career according to press box stats. He would become the 25th player in NFL history with 1,000 career tackles.

Mario Addison

--Addison needs 3.0 sacks to pass Kevin Greene (41.5) for fourth place in franchise history in sacks.

Kawann Short

--Short needs 3.0 sacks to pass Greg Hardy (34.0) for sixth all-time in franchise history.

Donte Jackson

--Jackson needs four interceptions to pass Chris Gamble (6) for the most interceptions by a Panthers player in his rookie season.

**SECOND-MOST INTERCEPTIONS AND TAKEAWAYS**

Since 2015, the Panthers defense has recorded 56 interceptions, the second-most in the NFL.

NFL TEAM LEADERS, INTERCEPTIONS, 2015-18

Team	INTs
Kansas City	62
Carolina	58
Cincinnati	54

Over that same stretch, the Panthers have totaled 96 takeaways, tied for the most in the NFL since 2015.

NFL TEAM LEADERS, TOTAL TAKEAWAYS, 2015-18

Team	INTs
Carolina	96
Kansas City	96
Arizona	91

Since 2015, the Panthers are tied for third in the NFL with a turnover differential of +22. Over that stretch, the Panthers lead the NFL with 350 points scored off turnovers.

Since 2011 with Rivera, the Panthers have gone 67-5-1 when winning the turnover battle. Carolina has won 14 straight games when positive in turnovers.



In 2018, Carolina ranks:

- 5th in interceptions (7)
- 7th in total takeaways (9)
- 4th in turnover differential (+5)
- 5th in points off turnovers (31)

3RD AND SHORT DEFENSE

The Panthers held the Giants to 0-of-7 on third down in Week 5, marking the first time since 2000 that Carolina has held a team without a third down conversion for a game.

This season, Carolina ranks first in the NFL on third and 1 or 2 yards to go, allowing conversions on just 25 percent of attempts (1-of-4).

The Panthers are tied for fifth in defensive third downs overall, allowing just 30.8 percent (12-39).

EXPERIENCED AND STILL PRODUCTIVE

Panthers defensive end Julius Peppers is the longest tenured defensive player currently active in the NFL. He is followed by teammate Mike Adams who is the third-longest on defense in terms of career games played.

With ages of 38 and 37, the two players rank first and second, respectively, as the oldest two defensive players still active.

ALL-TIME GAMES PLAYED - DEFENSE, ACTIVE

Player, Team	Games	Seasons
Julius Peppers, Car.	254	17
Terrell Suggs, Balt.	218	16
Mike Adams, Car.	210	15

Peppers and Adams were still highly productive in 2017. Peppers tied for the team lead in sacks (11), Adams led the secondary with four takeaways.

CAREER LEADERS AT EACH DEFENSIVE LEVEL

The Panthers have some of the top players currently in the game at each level of the defense.

DEFENSIVE LINE - Julius Peppers has the most sacks (154.5) of any active player in the NFL.

LINEBACKERS - Luke Kuechly has the most career interceptions (16) of any active linebacker in the NFL.

SECONDARY - Mike Adams has the most career takeaways (45) of any active defensive back in the NFL.

4 OF TOP 8 SACK ARTISTS IN LOCKER ROOM

Julius Peppers, Mario Addison, Kawann Short and Thomas Davis all rank in the top eight of the Panthers all-time sack leaders. Those four players currently account for 21.1 percent of all 903 sacks ever recorded in Panthers history. Since Peppers was drafted in 2002, the Panthers rank third in the NFL with 654 sacks.

PANTHERS CAREER SACK LEADERS

Player	Sacks	Seasons
Julius Peppers	92.0	2002-09; 2017-18
Charles Johnson	67.5	2007-17
Mike Rucker	55.5	1999-2007
Kevin Greene	41.5	1996, 1998-99
Mario Addison	39.0	2012-18
Greg Hardy	34.0	2010-14
Kawann Short	31.5	2013-18
Thomas Davis	28.0	2005-18



A RUNNING HISTORY

Since 2011, the year Carolina drafted Cam Newton, the Panthers rank third in the NFL in rushing yards with 15,372. Carolina also ranks second in rushing touchdowns since 2011 with 125, just three behind New England.

Carolina has boasted a top-10 rushing offense in six of the last seven seasons with Newton and head coach Ron Rivera.

NFL TEAM RUSHING YARDS LEADERS, 2011-18

Team	Rushing Yards
Buffalo	15,503
Seattle	15,385
Carolina	15,372
Philadelphia	14,933

NFL TEAM RUSHING TOUCHDOWNS LEADERS, 2011-18

Team	Rushing TDs
New England	128
Carolina	125
New Orleans	115
Minnesota	111

TOPS IN RUSHING IN THE NFL

For three straight weeks, the Panthers have been at the top of the NFL rushing charts with 154.0 yards per contest.

Since 2011, the Panthers have ranked number one in rushing in seven different weeks, and the team has finished in the top 10 in rushing in all but one season under Rivera.

This season, the Panthers rank:

- 1st in rushing yards per game (154.0)
- 3rd in rushing yards per carry (5.05)
- t-8th in rushing TDs per game (1.0)
- 3rd in rushing first downs per game (8.0)
- t-5th in rushes over 10 yards (21)
- t-2nd in fumbles lost (1)

OFFENSIVE LINE SHOWING OUT

In Weeks 2 and 3, the Panthers offensive line started was made up of only one originally projected starter in his original position, being center Ryan Kalil.

Taylor Moton started at right tackle for Daryl Williams after he had done work at left guard and then left tackle in the preseason. Greg Van Roten started at left guard after Amini Silatolu was hurt in the preseason and Moton moved to tackle. Tyler Larsen started at right guard after Trai Turner was inactive with a concussion. And Chris Clark was signed off the street prior to Week 2 to start for the injured Matt Kalil at left tackle.

Despite the changes, the offensive line has performed admirably. In the last three games, Carolina only allowed four sacks while averaging 156.3 yards on the ground, both of which rank second in the NFL over that stretch.

SPREADING THE SCORING AROUND

Through four games, the Panthers have shown a number of different ways to score touchdowns.

Cam Newton has thrown seven passing touchdowns to seven different players (Funchess, Wright, Smith, Moore, Anderson, McCaffrey and Samuel), while Newton and Armah have both run for touchdowns. Colin Jones scored a special teams touchdown.

Ten different players have accounted for Carolina's 12 touchdowns, which ties for third-most in the NFL. Last season, 13 different players scored touchdowns for Carolina.

Of the 10 different players, Armah, Moore, Samuel and Jones each scored their first career touchdowns on their first touches of the season.

WINNING CLOSE GAMES

Last season, Carolina went 7-1 in games decided by seven points or fewer. The Panthers are 1-1 in those games this season.

Carolina's eight wins in games decided by seven or fewer points ranks third in the NFL in 2017-18.

Since 2013, the Panthers are 25-13 for a .654 winning percentage in games decided by seven or fewer points. Over that span, Carolina has both the most wins and highest winning percentage in the NFC for close games.

Since 2013, the Panthers are 13-8 in games decided by three points or fewer and have won five such games in a row dating back to Week 17 of the 2016 season.

The Panthers have had seven seasons where they've had a winning record and at least four wins in games decided by seven points or less. They went to the playoffs in each of those seasons.





TEAM NOTES

DEFENSIVE LINE HAS BEEN DOMINANT

The Carolina Panthers sported a dominant and sometimes overlooked defensive line in the last six seasons under former defensive line coach Eric Washington. Washington was promoted to defensive coordinator in 2018, and he aims to work with his replacement, Brady Hoke, on maintaining that production.

Since 2012, no group of defensive linemen produced more sacks than Carolina's 226.0.

NFL TEAM LEADERS / SACKS BY DEFENSIVE LINEMEN / 2012-18

Team	Sacks
Carolina	226.0
Los Angeles Rams	207.0
Minnesota	206.5
Cincinnati	192.5

The defensive line's 226.0 sacks are part of an NFL-leading 289 total sacks by Carolina from 2012-18.

NFL TEAM LEADERS / SACKS / 2012-18

Team	Sacks
Carolina	289
Los Angeles Rams	275
Denver	272
Green Bay	268

CAROLINA'S SACK TOTALS / 2012-18

Season	Sacks (NFL Rank)
2012	39 (9th)
2013	60 (1st)
2014	40 (13th)
2015	44 (6th)
2016	47 (2nd)
2017	50 (3rd)
2018	9 (23rd)

The 60 sacks in 2013 tied the Panthers franchise record set in 1996 and were the most by a team in a single season since San Diego had 61 in 2006.

The defensive line has not only been productive in getting to the quarterback, but also at stopping the run. Carolina's run defense has ranked in the top six in the NFL in four of the past seven years.

CAROLINA'S RUN DEFENSE RANKINGS / 2012-18

Season	Yards/Game Allowed (NFL Rank)
2012	110.1 (14th)
2013	86.9 (2nd)
2014	112.0 (16th)
2015	88.4 (4th)
2016	91.6 (6th)
2017	88.1 (4th)
2018	95.0 (8th)
Total	96.1 (1st)

Carolina has allowed just 96.6 rushing yards per game in the past seven seasons, best in the NFL.

The recent crop of defensive linemen have accumulated a number of honors.

In 2013, defensive end Greg Hardy earned All-Pro and Pro Bowl honors while defensive tackles Star Lotulelei and Kawann Short earned PFWA All-Rookie honors. Defensive end Kony Ealy was a PFWA All-Rookie choice in 2014, and in 2015, Short earned All-Pro and Pro Bowl honors.

PANTHERS DEFENSIVE LINE POSTSEASON HONORS

2013

Greg Hardy: AP All-Pro 2nd Team; Pro Bowl; Sporting News All-Pro

Star Lotulelei: PFWA All-Rookie

Kawann Short: PFWA All-Rookie

2014

Kony Ealy: PFWA All-Rookie

2015

Kawann Short: AP All-Pro Second-Team; Pro Bowl

Since 2013, a Panthers defensive lineman has earned NFC Defensive Player of the Week honors six times, which ranks second among every team's defensive position group since 2013. Hardy was recognized twice in 2013 (Week 3 and Week 17). Short and Lotulelei are the only defensive tackles in Panthers history to earn NFC Defensive Player of the Week honors as Short was recognized in Week 6 of 2015 and Lotulelei received recognition in Week 8 of 2016. Peppers won Defensive Player of the Week honors in Week 4 of 2017. Efe Obada won Defensive Player of the Week honors in Week 3 of 2018.

Short also has two NFC Defensive Player of the Month awards on his resume, earning the recognition in October and December of 2015. Short is the first player in franchise history to win multiple Player of the Month Awards in a single season and the first defensive tackle in the NFL to win multiple Player of the Month Awards in a single season.

PANTHERS DEFENSIVE LINE IN-SEASON AWARDS / 2013-18

NFC Defensive Players of the Week

2013

Greg Hardy: Week 3; Week 17

2015

Kawann Short: Week 6

2016

Star Lotulelei: Week 8

2017

Julius Peppers: Week 4

2018

Efe Obada: Week 3

NFC Defensive Players of the Month

2015

Kawann Short: October; December



IRONMEN GOING STRONG

The Panthers have several players that maintain long streaks in terms of consecutive games played and consecutive starts.

Julius Peppers ranks second in the NFL in consecutive games played among position players with 164.

CONSECUTIVE GAMES PLAYED, ALL POSITION PLAYERS (active)

Player Consecutive Games Played

Philip Rivers, LAC 198

Julius Peppers, Car. 164

CONSECUTIVE GAMES PLAYED, DEFENSIVE ENDS (active)

Player Consecutive Games Played

Julius Peppers, Car. 164

Cameron Jordan, N.O. 117

CONSECUTIVE GAMES PLAYED, DEFENSIVE TACKLES (active)

Player Consecutive Games Played

Ndamukong Suh, LA-R 104

Malik Jackson, Jax 95

Damon Harrison, NYG 86

Kawann Short, Car. 84

CONSECUTIVE GAMES STARTED, DEFENSIVE TACKLES (active)

Player Consecutive Games Started

Ndamukong Suh, LA-R 104

Damon Harrison, NYG 85

Kawann Short, Car. 61

UNDRAFTED? NO MATTER

The Panthers have 20 undrafted players on this year's active roster. Of the 20, 11 have started games on offense or defense, while four have earned Pro Bowl accolades at some point in their career.

UNDRAFTED PLAYERS ON ROSTER

Name Career GP/GS

S Mike Adams 210/137

DE Mario Addison 99/24

RB C.J. Anderson 61/37

WR Damiere Byrd 11/3

T Chris Clark 109/56

DE Bryan Cox, Jr. 9/0

K Graham Gano 126/0

CB Josh Hawkins 28/3

QB Taylor Heinicke 1/0

DE Wes Horton 65/33

LB Ben Jacobs 61/0

LS J.J. Jansen 148/0

C Tyler Larsen 26/17

DT Kyle Love 88/28

G Brendan Mahon 2/0

TE Chris Manhertz 27/7

LB Jared Norris 28/0

DE Efe Obada 2/0

P Michael Palardy 27/0

G Greg Van Roten 24/4

MOST PRO BOWLERS ON ROSTER

The Carolina Panthers lead the NFL with the most Pro Bowlers on the team's roster with 15. In 2015, Carolina led the NFL with 10 Pro Bowl selections, setting a franchise record.

PRO BOWLERS ON ROSTER

Team Pro Bowlers

Carolina 15

Philadelphia 13

Atlanta 12

Los Angeles Rams 12

Oakland 12

PANTHERS PRO BOWLERS

Name Number of Selections

Julius Peppers 9 (5-Car, 3-Chi, 1-GB)

Luke Kuechly 5

Ryan Kalil 5

Thomas Davis 3

Cam Newton 3

Greg Olsen 3

Trai Turner 3

Mike Adams 2 (2-Ind)

Dontari Poe 2 (2-K.C.)

Graham Gano 1

Kawann Short 1

J.J. Jansen 1

C.J. Anderson 1 (1-Den)

Matt Kalil* 1 (1-Min)

Eric Reid 1 (1-SF)

*-IR

With the return of Thomas Davis, the Panthers could have seven defensive Pro Bowlers in the starting lineup against the Redskins (Peppers, Short, Poe, Kuechly, Davis, Reid, Adams).



**DUAL-THREAT QUARTERBACK**

Now in his eighth season, Cam Newton needs three total touchdowns to pass Brett Favre's total through his first eight seasons, which would rank third all-time.

MOST TOTAL TOUCHDOWNS / FIRST 8 SEASONS

Player	Total TD	Pass TD	Rush TD
Peyton Manning	253	244	9
Dan Marino	246	241	5
Brett Favre	224	213	11
Cam Newton	222	165	57

Newton is the only player to lead a current NFL franchise in both career touchdown passes (165) and career rushing touchdowns (57). Newton is the first quarterback in NFL history with at least 50 rushing touchdowns in a career.

Newton has 38 career games with both a passing and rushing touchdown, the most in NFL history. He also has three regular season games and one postseason game with at least two rushing touchdowns and two passing touchdowns. His three regular season games rank second in NFL history.

Newton needs 713 total yards to catch Matthew Stafford for fourth-most combined yards after a quarterback's first eight seasons.

MOST COMBINED YARDS RUSH & PASS / FIRST 8 SEASONS

Player	Total Yards	Pass Yards	Rush Yards
Peyton Manning	33,854	33,189	665
Matt Ryan	33,520	32,757	763
Dan Marino	31,427	31,416	11
Matthew Stafford	31,154	30,303	851
Cam Newton	30,442	25,957	4,485

Newton is one of just three players in NFL history, along with Peyton Manning of the Indianapolis Colts (1998-2004) and Andy Dalton of the Cincinnati Bengals (2011-17), to have at least 3,000 passing yards in each of their first seven seasons.

He has recorded six seasons of at least 3,000 passing yards AND 500 rushing yards, the most in NFL history.

Newton has now rushed for at least 700 yards in three NFL seasons and joins Michael Vick (three) as the only quarterbacks with three 700-yard rushing seasons in a career.

ALL-TIME RUNNING QUARTERBACK

Cam Newton has continued to move up the all-time ranks for total rushing yardage among all-time quarterbacks. Newton ranks third all-time in rush yards by a quarterback in NFL history.

Newton had more rushing yards than Michael Vick (3,954) through Vick's first seven seasons of his career. Newton needs 444 rushing yards to pass Randall Cunningham for second all-time.

RUSH YARDS BY A QB / NFL / ALL-TIME

Player	Yards	Years
Michael Vick	6,109	2001-06, 2009-15
Randall Cunningham	4,928	1985-01
Cam Newton	4,485	2011-pres
Steve Young	4,239	1985-99

In Week 5 against the Giants, Newton passed Cunningham's 4,482 rushing yards with the Eagles, becoming the NFL's all-time leader for quarterback rushing yards with a single franchise.

**THIRD IN FRANCHISE IN RUSHING YARDS**

Cam Newton ranks third in franchise history in rushing yards, trailing DeAngelo Williams and Jonathan Stewart.

Newton is the only quarterback in NFL history to rank in the top three in a franchise in rushing yards. While Newton is third in yards among Stewart and Williams, he leads them in rushing touchdowns, rushing average and trails Jonathan Stewart by 33 rushing first downs for first all-time.

CAROLINA PANTHERS ALL-TIME RUSHING LEADERS

Player	Yards	Avg.	Long	TDs	1st Downs
Jonathan Stewart, 2008-2017	7,318	4.31	69	51	368
DeAngelo Williams, 2006-14	6,846	4.78	77	46	290
Cam Newton, 2011-present	4,485	5.19	72	57	336

RUSHING AND RUNNING AND RUNNING

In 2017, Cam Newton rushed for 754 yards on 139 attempts for a rushing average of 5.42 per carry, setting career highs in rushing yards and attempts. It was the second time in his career that he led the team in rushing.

In 2018, Newton ranks third among NFL quarterbacks in rushing.

RUSH YARDS BY A QB / NFL / 2018

Player	Yards	Avg.	Long	1stD	TDs
Deshaun Watson, Hou.	201	5.91	18	11	1
Blake Bortles, Jac.	166	7.55	41	10	1
Cam Newton, Car.	165	4.58	29	13	3

**NEWTON IS PANTHERS ALL-TIME PASSER**

In his eighth season, quarterback Cam Newton is the Panthers' all-time record holder in passing yards (25,957), passing touchdowns (165), pass attempts (3,550), pass completions (2,086), 300-yard passing games (17) and QB wins (65).

PANTHERS CAREER LEADERS, PASSING YARDS

Player	Yards	Att	Cmp	TD
Cam Newton, 2011-pres	25,957	3,550	2,086	165
Jake Delhomme, 2003-09	19,258	2,669	1,580	120
Steve Beuerlein, 1996-2000	12,690	1,723	1,041	86
Kerry Collins, 1995-98	8,306	1,340	694	47

NEWTON MOVES THE CHAINS

Quarterback Cam Newton has been successful moving the chains with his legs since entering the NFL in 2011, with 336 of his 864 rushes going for first downs. The 38.9 rushing first down percentage is the top mark in the NFL during that time (min. 400 attempts).

He led the NFL in rushing first down percentage in each of his first five seasons with a career-high mark of 43.7 percent in 2014.

Newton's total 336 rushing first downs rank fifth in the NFL since 2011. He trails Michael Vick's 343 rushing first downs for most in NFL history by a quarterback.

NFL LEADERS / RUSHING 1ST DOWN PCT / 2011-18

Player	1st Pct.	1st	Att
Cam Newton, Car.	38.9	336	864
Russell Wilson, Sea.	32.6	192	589
Alex Smith, Was.	28.2	118	419

DUAL THREAT IN THE RED ZONE

Newton is a dual threat to score in the red zone with his arm or his legs. In 2018, Newton leads the NFL in passer rating in the red zone at 127.1. He is 9-of-12 for 66 yards with four touchdowns and no interceptions. He also has three rushing touchdowns.

NFL LEADERS / PASSER RATING, RED ZONE / 2018

Player	Rtg	Comp%	Pass TD	Int
Cam Newton, Car.	127.1	75.0	4	0
Russell Wilson, Sea.	125.3	66.7	5	0
Alex Smith, Was.	122.1	70.0	3	0

Since 2011, Newton leads all NFL players with 55 rushing touchdowns in the red zone.

NEWTON RUSHES INTO THE END ZONE

Quarterback Cam Newton's 57 rushing touchdowns are the second-most among active players in the NFL since his rookie season in 2011.

NFL LEADERS, ACTIVE, RUSHING TOUCHDOWNS, 2011-18

Player	TDs
Marshawn Lynch, Oak.	61
Cam Newton, Car.	57
LeSean McCoy, Buf.	55
Adrian Peterson, Was.	50

Newton scored a team-leading 14 rushing touchdowns in 2011, the most-ever by a quarterback in NFL history, surpassing the previous mark of 12 by Steve Grogan in 1976. He long surpassed the NFL record for most rushing touchdowns by a quarterback, previously held by Steve Young.

NFL QUARTERBACKS LEADERS SINCE 1970, RUSHING TD

Player	TDs
Cam Newton, 2011-present	57
Steve Young, 1985-99	43
Kordell Stewart, 1995-2005	38

Newton has the most rushing touchdowns in Panthers franchise history with 57. He also ranks third in franchise history in total touchdowns, trailing Jonathan Stewart by one touchdown.

CAROLINA PANTHERS ALL-TIME RUSHING TOUCHDOWN LEADERS

Player	Rush TD
Cam Newton, 2011-present	57
Jonathan Stewart, 2008-17	51
DeAngelo Williams, 2006-14	46
Stephen Davis, 2003-05	20

MOST TOTAL TOUCHDOWNS / PANTHERS HISTORY

Team	Total TD	Rush TD	Rec TD	Ret TD
Steve Smith Sr., 2001-13	75	2	67	6
Jonathan Stewart, 2008-17	58	51	7	0
Cam Newton, 2011-pres	57	57	0	0
DeAngelo Williams, 2006-14	53	46	7	0





NEWTON'S GAME-WINNING DRIVES

Quarterback Cam Newton has led 16 career game-winning drives (defined as a drive that puts the team ahead for good in the fourth quarter or overtime).

Newton's three game-winning drives in 2017 were the third-most in a season in his career and tied for seventh-most in the NFL in 2017.

Jake Delhomme owns the franchise record with 21 game-winning drives.

CAM NEWTON, GAME-WINNING DRIVES

vs. Jacksonville (9/25/11)

Directed the Panthers 55 yards on five plays in 2:24...Completed all three pass attempts for 47 yards and scrambled once for 7 yards, capped by a 16-yard touchdown pass to tight end Greg Olsen.

at Philadelphia (11/26/12)

Guided the Panthers 40 yards on seven plays in 3:36 to set up a 23-yard field goal by Graham Gano...Completed two-of-three passes for 31 yards and picked up 7 yards rushing on two carries.

at San Francisco (11/10/13)

Led the Panthers 9 yards on seven plays in 3:30 to set up a 53-yard field goal by Graham Gano.

vs. New England (11/18/13)

Directed the Panthers 83 yards on 13 plays in 5:33...Completed five-of-eight pass attempts for 57 yards and rushed once for 15 yards, capped by a 25-yard touchdown pass to wide receiver Ted Ginn, Jr.

at Miami (11/24/13)

Led the Panthers 80 yards on 12 plays in 3:30...Completed five-of-seven passes for 34 yards and rushed three times for 16 yards...Converted key fourth down attempt from Carolina's 20-yard line with pass to Steve Smith...Capped drive with 1-yard touchdown pass to tight end Greg Olsen.

vs. New Orleans (12/22/13)

Directed the Panthers 65 yards on five plays in 32 seconds...Completed three-of-five passes (including a spike) for 65 yards, including a 14-yard touchdown pass to wide receiver Domenik Hixon.

vs. Chicago (10/5/14)

After a fumble by Chicago, directed the Panthers 23 yards on six plays in 2:00...Completed two-of-three passes for 17 yards, including a 6-yard touchdown pass to tight end Greg Olsen.

vs. Cleveland (12/28/14)

Led the Panthers 66 yards on seven plays in 2:52...Completed three-

of-four passes for 44 yards and rushed twice for 19 yards, capped by a 9-yard touchdown pass to running back Jonathan Stewart.

at Seattle (10/18/15)

Led the Panthers 80 yards on eight plays in 1:48...Completed six-of-seven passes (including a spike) for 89 yards, capped by a 26-yard touchdown pass to tight end Greg Olsen.

vs. Indianapolis (11/3/15)

Led the Panthers 5 yards on four plays in 1:40 to set up a 52-yard field goal by Graham Gano in overtime.

at New Orleans (12/6/15)

Led the Panthers 75 yards on 11 plays in 4:16...Completed 5-of-8 passes for 63 yards...Added three rushes for 7 yards...Capped the drive with a 15-yard touchdown pass to Jericho Cotchery.

at New York Giants (12/20/15)

Led the Panthers 49 yards on eight plays in 1:46 to set up a 43-yard field goal from Graham Gano as time expired...Completed 3-of-5 passes (including a spike) for 37 yards...Added two rushes for 12 yards.

at New England (10/1/17)

Led the Panthers 46 yards on 10 plays to set up a 48-yard field goal from Graham Gano as time expired to break a tie...Completed 1-of-3 passes for five yards, converting a third down...Rushed for 11 yards on three carries.

vs. Minnesota (12/10/17)

Led the Panthers 75 yards on five plays to set up a one-yard touchdown run from Jonathan Stewart to break a tie with 1:50 remaining...Keyed the drive with a 62-yard run to the Vikings eight-yard line.

vs. Tampa Bay (12/24/17)

Led the Panthers 59 yards on 10 plays, capped by a three-yard touchdown run by Newton...Completed 4-of-7 passes for 52 yards, while also running for five yards including the go-ahead touchdown with 39 seconds remaining.

vs. New York Giants (10/8/18)

Led the Panthers 30 yards on eight plays to set up a game-winning 63-yard goal with one second left on the clock...Completed 2-of-6 passes for 29 yards, including a spike.



McCAFFREY RUNS

Running back Christian McCaffrey ran for 184 yards in Week 3, the fourth-highest rushing output in franchise history. The performance vaulted McCaffrey to the top of the NFL's rushing leaders where he ranks fourth in rushing yards per game..

NFL LEADERS / RUSHING AVERAGE / 2018

Player	Avg.	Total Rush Yds	TDs
Ezekiel Elliott, Dal.	96.0	480	2
Joe Mixon, Cin.	90.7	272	1
Todd Gurley, LA-R	83.0	415	7
Christian McCaffrey	82.3	329	0

In 2018, McCaffrey has already shown an improvement in traditional running through the tackles. According to NFL's Next Gen stats, McCaffrey's efficiency (a metric tracking yards gained against total yards traveled, wherein a low number begets more "north-south" running) in 2018 is 3.19, ranking sixth in the league. Last year, it was 4.63 which ranked 42nd.



ANDERSON FRESH OFF 1,000

Running back C.J. Anderson comes to Carolina fresh off a 1,000-yard rushing season in Denver (1,007). He added 224 receiving yards to rank 12th in the NFL in yards from scrimmage by a running back (1,231).

Since entering the league as an undrafted free agent in 2013, Anderson has only lost three fumbles in 706 career carries, tying for fourth in the NFL in fewest fumbles since 2013 (min. 600 carries).

In four games with Carolina, Anderson has rushed for 84 yards on 16 carries, averaging 5.3 yards per carry. Adding in a 24-yard touchdown reception, Anderson has 108 yards on 17 touches, averaging 6.4 yards per touch.

McCAFFREY CATCHES

Last season, McCaffrey finished as the franchise record-holder for most receptions (80), receiving yards (651) and receiving touchdowns (5) by a running back in a single season in 2017. He also set franchise records for most receptions by a rookie, scrimmage yards by a rookie (1,086), yards after catch by a rookie (593) and first downs by a rookie (57).

McCaffrey finished third in receiving yards by rookie Panthers, regardless of position.

In Week 2 of 2018 at Atlanta, McCaffrey tied Steve Smith's franchise record for most receptions in a game with 14. He also set a new career high with 102 yards receiving, the most by a running back in a game in franchise history. McCaffrey tied for the fourth-most receptions by a running back in a game in NFL history.

Barely into his second season, McCaffrey only needs 157 receiving yards to become the fourth 1,000-yard receiving running back in franchise history. He needs 16 receiving first downs to pass DeAngelo Williams for the most by a running back in franchise history.

McCaffrey leads the NFL with his 130.3 yards from scrimmage per game, in front of Alvin Kamara and Todd Gurley.

NFL LEADERS / SCRIMMAGE YARDS AVERAGE / 2018

Player	Avg.	Total Scrim Yds	Total TD
Christian McCaffrey, Car.	130.3	521	1
Alvin Kamara, N.O.	130.0	650	6
Todd Gurley, LA-R	129.0	645	9

ARMAH'S UNDERDOG STORY

Panthers fullback Alex Armah was not seen as a lock for a 53-man roster, not to mention a starting fullback spot when he was drafted in 2017 out of Division II West Georgia, one of six D-II players drafted in 2017. However, he has solidified his position as the Panthers fullback despite not playing the position since high school.

At West Georgia, he became the first player in Gulf South conference history to earn All-Conference honors on both offense and defense as he played defensive end and tight end.

Armah scored his first career touchdown against Dallas in Week 1 on his first career rush. Armah became the second player in franchise history to score on his first career rush, joining Richie Brockel who did it against the Texans (12/18/11).

**OLSEN CLIMBING PANTHERS RANKS**

Olsen is the Panthers all-time receiving yards leader among tight ends and the Panthers all-time receptions leader among tight ends. He holds the team's tight end record with nine 100-yard receiving games. He is second among Panthers tight ends in career touchdowns (33) behind Wesley Walls (44).

PANTHERS CAREER REC. YARDS LEADERS

Player	Yds	Rec	TD	Seasons
Steve Smith, WR	12,197	836	67	2001-13
M. Muhammad, WR	9,255	696	50	1996-2009
Greg Olsen, TE	5,608	447	33	2011-
Wesley Walls, TE	3,902	324	44	1996-2002
Mark Carrier, WR	2,547	176	13	1995-98

Olsen ranks third in franchise history with 12 100-yard receiving games in a Panthers uniform, including the playoffs. Since he joined the Panthers in 2011, his 12 100-yard games tie for third among all NFL tight ends.

PANTHERS CAREER 100-YARD RECEIVING GAMES

Player	Games	Single-Game High
Steve Smith, WR	46	218
M. Muhammad, WR	29	192
Greg Olsen, TE	12	181

TIGHT ENDS FROM DIFFERENT BACKGROUNDS

Carolina's reserve tight ends Chris Manhertz and Ian Thomas are both physically gifted but come from relatively limited big-time college football experience.

Thomas was drafted by the Panthers in the fourth round of the 2018 Draft, despite only starting in one season at Indiana with 375 receiving yards in 2017. He had transferred from Nassau Community College where he was recruited for basketball.

Thomas earned his first career start in Week 2 at Atlanta as Greg Olsen was inactive with a foot injury. Thomas has since made 10 catches for 72 yards this season.

Manhertz didn't play college football at all, signing as an undrafted free agent with the Bills after four seasons as a basketball player at Canisius, where he finished fourth in school history with 789 career rebounds.

Manhertz has played in 27 games with seven starts over the last three seasons with Carolina.

OLSEN AMONG ALL-TIME TE LEADERS

With 641 receptions, 7,589 receiving yards and 53 touchdown receptions in his career, tight end Greg Olsen ranks in the top 10 all-time among NFL tight ends in receptions and receiving yards and is tied for 10th in receiving touchdowns.

Olsen ranks seventh all-time among tight ends in receiving yards and sixth all-time among tight ends in receptions.

ALL-TIME NFL RECEIVING YARDS LEADERS, TIGHT ENDS

Player	Rec.	Yds	TD
Tony Gonzalez, 1997-2013	1,325	15,127	111
Jason Witten, 2003-17	1,152	12,448	68
Antonio Gates, 2003-	936	11,615	115
Shannon Sharpe, 1990-2003	815	10,060	62
Ozzie Newsome, 1978-90	662	7,980	47
Jackie Smith, 1963-78	480	7,918	40
Greg Olsen, 2007-present	641	7,589	53

Olsen ranks second in receiving yards (7,589) among active tight ends, trailing Antonio Gates (11,524). He is tied for 15th among all-time NFL tight ends with 53 career touchdowns. Former Panther Wesley Walls ranks ninth with 54 career touchdowns.

He also ranks sixth in receptions (641) among all active players.

NFL CAREER RECEPTIONS LEADERS, ACTIVE PLAYERS

Player	Rec.	Yds	TD
Larry Fitzgerald, Ari.	1,251	15,721	110
Brandon Marshall, NYJ	969	12,340	83
Antonio Gates, LA-C	936	11,615	115
Antonio Brown, Pit.	768	10,283	64
Demaryius Thomas, Den.	654	8,926	59
Greg Olsen, Car.	641	7,556	53





NEW FACES IN RECEIVERS ROOM

Carolina takes the field with a new-look receiving corps in 2018. Of the six receivers on the current active roster, only Devin Funchess was active during Carolina's Wild Card playoff game last January in New Orleans.

Carolina traded for Torrey Smith from Philadelphia, signed Jarius Wright as a free agent from Minnesota, drafted DJ Moore in the first round and returned Damiere Byrd and Curtis Samuel from injury.

Smith, Wright, Funchess, Samuel and Moore have all scored receiving touchdowns this season.

FUNCHESS MOVING UP CHARTS

Devin Funchess ranks ninth all-time in career receiving yards as a Panther as he is in his fourth season. He has 1,922 yards on 135 catches with 18 receiving touchdowns. He needs 126 receiving yards to pass Ted Ginn, Jr. for eighth place all-time in franchise history.

Funchess is tied for sixth in franchise history in receiving touchdowns and sixth in receiving average with 14.2 yards per reception (min. 100 catches).



SAMUEL RETURNS WITH A BANG

2017 second-round draft pick Curtis Samuel saw his first action of 2018 in Week 5 against New York after he missed time with a medical illness.

On his first touch of the season, Samuel broke several tackles to go 25 yards for his first career touchdown.

Samuel led all Panthers receivers in yards in the preseason. He has 152 career yards on 17 catches over the last two seasons, despite missing 10 games with various injuries.

SMITH STRETCHES THE FIELD

New Panthers wideout Torrey Smith was brought to Carolina to help stretch the field as a legitimate deep threat. Since 2011 when he came into the league, Smith ranks third in average yards per catch at 16.2 (min. 200 receptions).

82 of Smith's 309 career receptions have gone for more than 20 yards (26.5 percent). This season, Smith has a long catch for 26 yards, while averaging 9.6 yards per reception with one touchdown.

WRIGHT CLUTCH ON THIRD DOWN

Jarius Wright has made a living as a third-down clutch receiver. Since entering the league in 2012, he has made 165 receptions for 2,156 yards. Of his 165 receptions, 67 have come on third down (40.6 percent), with 48 going for first downs or touchdowns.

This season, Wright has made five of his 12 catches on third down, including his first touchdown on a third-and-goal play from the five-yard line in Week 2.

In Week 5, he converted a fourth-and-short play with a 27-yard reception, his longest as a Panther.

MOORE GOES ALL THE WAY ON FIRST CATCH

DJ Moore made the most of his first reception as a Panther in Week 2 at Atlanta. He took a 17-yard pass and then went another 34 yards after the catch for a 51-yard touchdown in the fourth quarter. Moore was known for his ability after the catch at Maryland when Carolina drafted him in the first round in 2018.

Moore became the fourth Panther in franchise history to score a touchdown on his first career reception, joining Casey Crawford (Nov. 5, 2000), Jeff King (Dec. 24, 2006) and Dante Rosario (Dec. 2, 2007). None of the previous three players to do it had a touchdown longer than 16 yards.

**KUECHLY LEADS ALL TACKLERS**

Since entering the NFL in 2012, press box crews have credited linebacker Luke Kuechly with 847 tackles, the most in the NFL over that stretch. Kuechly ranks fifth in career tackles among all currently active players in the NFL.

NFL TACKLE LEADERS, 2012-18 (Press Box Stats)

Player	Tot	Sol	Ast
Luke Kuechly, Car.	847	540	307
Bobby Wagner, Sea.	803	487	316
Lavonte David, T.B.	798	574	224

Kuechly has the most tackles (press box) in NFL history over any player's first six seasons in the league.

After film review, Panthers' coaches have credited Kuechly with 964 career tackles, second-most in team history.

He is the only player in franchise history with more than 100 tackles in each of his first six seasons as a Panther, including a team-record 205 stops as a rookie in 2012.

Kuechly needs 36 tackles for 1,000 in his career (coaches film).

**THOMAS DAVIS RETURNS**

Thomas Davis is the Panthers all-time leading tackler with 1,174 stops according to coaches film.

According to press box stats, Davis has 998 tackles, ranking 25th all-time among all players in NFL history and third among active players. His 65 tackles for loss are tied for 18th among linebackers all-time. Davis has played in 165 career games, tying for 15th among all active NFL defensive players.

PANTHERS CAREER LEADERS, TACKLES (coaches film)

Player	Tackles	Seasons
Thomas Davis	1,174	2005-pres
Luke Kuechly	964	2012-pres
Mike Minter	953	1997-2006
Jon Beason	701	2007-13

KUECHLY LEADS LBs IN INTS

In 2017, Luke Kuechly grabbed three interceptions leading all Panthers and tying for first in the NFL in picks among linebackers.

Kuechly added two opponent fumble recoveries for five total takeaways, tying for the most among linebackers in the NFL in 2017.

Since entering the league in 2012, Luke Kuechly has tallied 16 interceptions, the most among NFL linebackers during that time.

Teammate Thomas Davis ranks behind only Kuechly during that time with 10.

NFL LEADERS, LINEBACKERS, INTERCEPTIONS, 2012-18

Team	INTs
Luke Kuechly, Car.	16
Thomas Davis, Car.	10
Lavonte David, T.B.	10
Paul Posluszny, Jac.	9
Karlos Dansby, Ari.	9
Craig Robertson, N.O.	9

Since 2012, Kuechly also has the lead in total takeaways (23) among linebackers, tallying 16 interceptions and seven opponent fumble recoveries.

NFL LEADERS, LINEBACKERS, TOTAL TAKEAWAYS, 2012-18

Team	INTs
Luke Kuechly, Car.	23
Lavonte David, T.B.	22
Craig Robertson, N.O.	18
Thomas Davis, Car.	16
C.J. Mosley, Balt.	14
Bobby Wagner, Sea.	14
Kiko Alonso, Mia.	14

THOMPSON SHINING

Shaq Thompson had the chance to start in place of Thomas Davis for the first four games as Davis served a suspension. A 2015 draft pick, Thompson has 26 total tackles with one sack and four quarterback pressures.





PEPPERS MAKES HISTORY

Julius Peppers currently ranks fourth all-time in NFL history with 154.5 career sacks. He is Carolina's all-time leader in sacks with 92.0 of his career sacks coming as a Panther.

Peppers has at least seven sacks in 15 of his 16 NFL seasons. In 2017, he tied for the team lead with 11 sacks.

He has the most sacks of any active NFL player, and he is the only player in NFL history with 150 sacks and 10 or more interceptions.

Three of the top four sack artists in NFL history played for the Panthers at some point.

NFL CAREER SACK LEADERS

Player	Sacks	Seasons
Bruce Smith	200.0	1985-2003
Reggie White	198.0	1985-2000
Kevin Greene	160.0	1986-99
Julius Peppers	154.5	2002-present



Three of the top four sack artists in NFL history played for the Panthers at one point in their career.

KNOCK IT LOOSE

Julius Peppers is Carolina's all-time leader in forced fumbles (31), and had two in 2017. In his career, he has 49 forced fumbles, good for second in the NFL since 2000. Peppers needs four forced fumbles to pass Robert Mathis (52) for most forced fumbles since 2000.

PANTHERS CAREER LEADERS, FORCED FUMBLES

Player	FF	Seasons
Julius Peppers	31	2002-09; 2017-pres.
Charles Johnson	20	2007-17
Thomas Davis	16	2005-pres.
Mike Minter	16	1997-2006
Mike Rucker	14	1999-2007

LONGEVITY

Julius Peppers is the longest tenured and oldest active defensive player in the NFL, tallying 254 career games played in the regular season and another 18 career playoff games. He has also played in 164 consecutive games, one behind Brandon Carr for the most by any active defensive player.

Peppers is moving up the all-time charts for career games played by a defensive player (regular season). He is currently ranked eighth and tied with Charles Woodson. Jim Marshall holds the record for most career games by a defensive end with 282.

NFL CAREER LEADERS / GAMES PLAYED / DEFENDERS

Player	GP	Seasons
Darrell Green	295	1983-02
Jim Marshall	282	1960-79
Bruce Smith	279	1985-03
Clay Matthews Jr.	278	1978-96
Junior Seau	268	1990-09
London Fletcher	256	1998-13
Charles Woodson	254	1998-15
Julius Peppers	254	2002-pres.





SUPER CONSISTENT SUPER MARIO

Defensive end Mario Addison set new career bests in 2017, finishing tied for the team lead in sacks with 11, tying for 11th overall in the NFL.



Addison has recorded 21.5 sacks over his last 27 games, dating back to a 2016 game at the Los Angeles Rams (11/6/16). He is tied for fourth in the NFL in sacks over that span.

NFL SACK LEADERS / SINCE NOV. 6, 2016

Player	Sacks
Chandler Jones, Ariz.	27.0
Calais Campbell, Jac.	23.5
Cameron Jordan, N.O.	22.0
Mario Addison, Car.	21.5
Khalil Mack, Chi.	21.5

Addison has had 18 games with 1.0+ sacks since the start of 2016, tying for fourth in the NFL.

Addison started as an undrafted free agent out of Troy, signing with the Chicago Bears in 2011 and landing on the Panthers in 2012.

He has 39.0 career sacks which ranks third in the NFL among active players that were undrafted free agents.

NFL SACK LEADERS / ACTIVE / UNDRAFTED

Player	Seasons	Career Sacks
Cameron Wake, Mia.	10	93.0
Michael Bennett, Phi.	10	55.0
Mario Addison, Car.	8	39.0

SHORT STANDS TALL AMONG SACK LEADERS

Defensive tackle Kawann Short led all Panthers defensive linemen with 53 tackles in 2017, accumulating 7.5 sacks. He also registered 29 QB pressures, second on the team, and had two forced fumbles and one fumble recovery.

Short tied for second in the NFL in forced fumbles among defensive tackles in 2017, and he was third among defensive tackles in sacks.



Since the start of 2015, Short has 26.5 sacks, third in the NFL by a defensive tackle over the past four seasons.

NFL DEFENSIVE TACKLE SACK LEADERS / 2015-18

Team	Sacks
Geno Atkins, Cin.	35.0
Aaron Donald, L.A.-R	33.0
Kawann Short, Car.	26.5
Gerald McCoy, T.B.	23.0

OBADA MAKES MOST OF FIRST GAME

Defensive end Efe Obada made the most of his first career game in the NFL in Week 3 against Cincinnati. Obada earned NFC Defensive Player of the Week honors after he registered an interception, a sack, two quarterback hurries and a pass deflection in just 19 total snaps. He was part of a defense that recorded four interceptions and limited the Bengals to just 66 rushing yards.

In August, Obada became the first player from the NFL International Pathway Program to make an active roster. Last Sunday, he was the first such player to see game action and record any statistics.

Obada came to America from London in 2015 when he signed to the Dallas Cowboys practice squad despite only playing organized American football for just five games previously with the London Warriors. He was assigned to the Panthers practice squad in 2017 as a practice squad exemption as part of the Pathway Program.



ADAMS KEEPS TAKING IT AWAY

Safety Mike Adams joined the Panthers as a free agent before the 2017 season and had two interceptions last year to go with two fumble recoveries, one forced fumble and 75 total tackles.

Adams has 16 interceptions over the last five seasons, tied for fifth-most in the NFL in that span, despite entering his 15th season in 2018.

NFL INDIVIDUAL LEADERS, INTERCEPTIONS, 2014-2018

Player	Interceptions
Marcus Peters, LA-R	20
Reggie Nelson, Oak.	19
Mike Adams, Car.	16
Brent Grimes, T.B.	16
Glover Quin, Det.	16

Adams has had a prolific career in recording takeaways, both by interception and fumble recovery. Over his career, Adams has tallied 45 takeaways (29 interceptions, 16 fumble recoveries). That mark leads all active defensive players.

NFL LEADERS, TOTAL TAKEAWAYS, ALL-TIME, ACTIVE PLAYERS

Player	INTs	FRs	Total Takeaways
Mike Adams, Car.	29	16	45
Reggie Nelson, Oak.	37	7	44
Tramon Williams, G.B.	32	8	40

Adams and teammate Julius Peppers (20) rank first and second in career fumble recoveries among active players.



BRADBERRY THE VET AT CORNER

Cornerback James Bradberry had a strong sophomore campaign in 2017 as the Panthers top corner. He recorded two interceptions with 10 pass deflections, two forced fumbles and a sack.

He was rated third in the NFL by Pro Football Focus for opponent catch rate (25.0%) against him in the red zone.

In 2017, Bradberry had 85 tackles according to press box statistics, ranking first in the NFL among cornerbacks.

TACKLES (press box) / CORNERBACKS / NFL / 2017

Name	Tackles
James Bradberry, Car.	85
T.J. Carrie, Oak.	84
Darqueze Dennard, Cin.	83



JACKSON PICKS THREE

Rookie cornerback Donte Jackson secured two interceptions against the Bengals, including one in the fourth quarter that helped seal the team's victory. Jackson also added eight tackles (coaches film) to his stat line.

His two interceptions came just one week after recording his first against Atlanta. Jackson became one of eight players in NFL history to record three interceptions in his first three career games.

Jackson is currently tied for first in the NFL with his three interceptions. He has 26 tackles which leads all Panthers secondary players.





GANO MOVES UP PANTHERS SCORING LIST

Kicker Graham Gano had 121 points in 2017, his fifth consecutive season with at least 100 points scored. He converted 29-of-30 field goal attempts with his only miss coming from 55 yards.

Gano has 687 points in his Panthers career (2012-present), the second-most in franchise history. John Kasay (1,482 from 1995-2010) is the franchise's all-time leader.

CAROLINA PANTHERS CAREER LEADERS, POINTS SCORED

Player	Points	Seasons
John Kasay, K	1,482	1995-2010
Graham Gano, K	687	2012-18
Steve Smith, WR	454	2001-13
Jonathan Stewart, RB	348	2008-17
Cam Newton, QB	346	2011-18



GANO SETS RECORD FOR STREAK

Graham Gano set a new franchise record when he set another franchise record. His 63-yard game-winning field goal against New York was a new franchise long and tied the NFL record for longest game-winning field goal.

By the end of the game, Gano's four field goals gave him 24 consecutive makes, breaking John Kasay's previous franchise record of 21 straight. Gano's 24 straight makes are the longest active streak in the NFL.

Gano has hit 36 straight field goals at home which is also a franchise record.

Gano ranks second in franchise history with an all-time field goal percentage of 85.8. His 2017 season of 96.7 percent (29-30) led the NFL and set the franchise single-season record.

FG% LEADERS / PANTHERS / ALL-TIME (min. 10 attempts)

Player	FG-FGA	Pct.
Joe Nedney, 2000	26-28	92.9
Graham Gano, 2012-18	158-184	85.8
John Kasay, 1995-10	351-424	82.8

PALARDY SETS PUNTING RECORD

Punter Michael Palardy finished the 2017 season with a franchise record for net punting average at 42.4, a mark that ranked sixth in the league.

Palardy uncorked a career-long 63-yard punt at the New York Jets (11/27/17).



This season, Palardy has a net average of 43.3 which ranks fifth in the NFL.

He has landed 10 punts inside the 20-yard line with only one touchback. That 10-to-1 ratio ranks fifth in the NFL.

PALARDY SETS PUNTING RECORD

The Panthers special teams have held opponents to an average starting field position of 25.4, ranking fifth in the NFL.

Graham Gano has kicked 18 of his 23 kickoffs for touchbacks (78.3 percent), while Michael Palardy has only had seven of his 17 punts returned. His 3.5-yard difference between gross punt and net punt averages rank fourth in the NFL.

The unit recovered a muffed punt for a touchdown by Colin Jones in the second quarter of Week 5 against the New York Giants.





CAROLINA ON MY MIND

The Carolina Panthers active roster and coaching staff has a distinctive local feel. Three coaches and six players either hail from North Carolina or South Carolina or played collegiately in the Carolinas. The University of North Carolina is tied with Maryland and LSU for the most players (3) on the current roster.

Coaches with ties to the Carolinas (3)

Coach	Position
Jerricho Cotchery	Assistant Wide Receivers
Joe Kenn	Strength and Conditioning
Travelle Wharton	Assistant Offensive Line

Hometown/College

North Carolina State
Wake Forest
Fountain Inn, S.C. / South Carolina

Players with ties to the Carolinas (6)

Player	Position	Hometown/College
Damiere Byrd	Wide Receiver	South Carolina
Josh Hawkins	Cornerback	East Carolina
Captain Munnerlyn	Cornerback	South Carolina
Julius Peppers	Defensive End	Bailey, N.C. / North Carolina
Da'Norris Searcy	Safety	North Carolina
Andre Smith	Linebacker	North Carolina

ROSTER RUNDOWN

Here's a look at Carolina's roster breakdown.

Rookies and first-year players	9
Players with three years or less NFL experience	23
Players age 30 or older	14
Players drafted by Carolina	25
Average age	29

Other roster notables

Original Draftees	28-Armah, Artis-Payne, Bradberry, Butler, Carter Jr., Davis, Elder, Funchess, Gaulden, Haynes, Jackson, R. Kalil, Kuechly, Mayo, McCaffrey, Moore, Moton, Munnerlyn, Newton, Peppers, Samuel, Short, Silatolu, Smith, Thomas, Thompson, Turner, Williams
Oldest Player on roster	Julius Peppers - 38 years old (1/18/80)
Youngest Player on roster	Andre Smith - 21 years old (4/20/97)
Most experience	17 seasons, Julius Peppers
Tallest player(s) on roster	Julius Peppers - 6'7"
Shortest player(s) on roster	Captain Munnerlyn - 5'9"
The college that is represented the most:	Maryland/North Carolina/LSU - 3 players
Players not from FBS schools	6-Mike Adams (Delaware), Alex Armah (West Georgia), James Bradberry (Samford), Chris Manhertz (Canisius), Amini Silatolu (Midwestern State), Greg Van Roten (Penn)



CAROLINA PANTHERS 2018 TRANSACTIONS



2-Jan	CB	Lorenzo Doss	Reserve/Future signing	25-Jul	DE	Bryan Cox Jr.	Placed on physically unable to perform list (ankle)
8-Jan	DE	Efe Obada	Reserve/Future signing				
8-Jan	WR	Jamaal Jones	Reserve/Future signing	25-Jul	WR	Fred Ross	Placed on physically unable to perform list (hip)
8-Jan	G	Dorian Johnson	Reserve/Future signing				
8-Jan	WR	Austin Duke	Reserve/Future signing	1-Aug	DE	Bryan Cox Jr.	Passed physical
8-Jan	LB	Richie Brown	Reserve/Future signing	1-Aug	WR	Curtis Samuel	Passed physical
8-Jan	TE	Evan Baylis	Reserve/Future signing	1-Aug	CB	Ross Cockrell	Placed on injured reserve (leg)
8-Jan	WR	Rasheed Bailey	Reserve/Future signing	1-Aug	T	Adam Bisnowaty	Claimed off waivers (DET)
8-Jan	S	Damian Parms	Reserve/Future signing	5-Aug	DE	Julius Peppers	Passed physical
8-Jan	TE	Kent Taylor	Reserve/Future signing	7-Aug	WR	Fred Ross	Passed physical
8-Jan	S	Dezmen Southward	Reserve/Future signing	7-Aug	DT	Ashaad Mabry	Waived
8-Jan	CB	Zack Sanchez	Reserve/Future signing	7-Aug	DE	Sterling Bailey	Free agent signing
29-Jan	G	Greg Van Roten	Extension signing	12-Aug	DB	Alex Carter	Free agent signing
26-Feb	TE	John Theus	Waived	12-Aug	S	Damian Parms	Injured reserve
26-Feb	S	Kurt Coleman	Released	15-Aug	DE	Karter Schult	Waived
26-Feb	DE	Charles Johnson	Released	15-Aug	DE	Kiante Anderson	Free agent signing
28-Feb	RB	Jonathan Stewart	Released	19-Aug	TE	Jason Reese	Free Agent signing
6-Mar	K	Graham Gano	Extension signing	19-Aug	WR	Fred Ross	Waived with injury designation
7-Mar	CB	Teddy Williams	Released	20-Aug	WR	Fred Ross	Cleared waivers and placed on injured reserve
9-Mar	DT	Drew Iddings	Extension signing	21-Aug	G	Kyle Bosch	Waived
14-Mar	DE	Julius Peppers	Extension signing	31-Aug	TE	Chris Manhertz	Passed physical
14-Mar	CB	Daryl Worley	Traded to Philadelphia in exchange for WR Torrey Smith	1-Sep	RB	Kenjon Barner	Released
				1-Sep	WR	Rasheed Bailey	Waived
14-Mar	WR	Torrey Smith	Acquired in a trade with Philadelphia in exchange for CB Daryl Worley	1-Sep	DE	Sterling Bailey	Waived
				1-Sep	TE	Evan Baylis	Waived
16-Mar	DT	Dontari Poe	Unrestricted free agent signing (Atlanta)	1-Sep	T	Adam Bisnowaty	Waived
16-Mar	TE	Zach Banner	Claimed off waivers (Cleveland)	1-Sep	LB	Richie Brown	Waived
20-Mar	WR	Jarius Wright	Free agent signing	1-Sep	DB	Alex Carter	Waived
23-Mar	T	Jeremiah Sirles	Free agent signing	1-Sep	T	Blaine Clausell	Waived
23-Mar	CB	Ross Cockrell	Unrestricted free agent signing (New York Giants)	1-Sep	S	Demetrious Cox	Waived
				1-Sep	T	Quinterrius Eatmon	Waived
23-Mar	S	Da'Norris Searcy	Free agent signing	1-Sep	LB	Chris Frey	Waived
26-Mar	T	Amini Silatolu	Free agent signing	1-Sep	CB	LaDarius Gunter	Waived
26-Mar	CB	LaDarius Gunter	Free agent signing	1-Sep	WR	Bug Howard	Waived
16-Apr	QB	Taylor Heinicke	Claimed off waivers (Houston)	1-Sep	T	Norman Price	Waived
26-Apr	TE	Greg Olsen	Extension signing	1-Sep	TE	Jason Reese	Waived
26-Apr	WR	DJ Moore	Drafted (1)	1-Sep	TE	Cam Serigne	Waived
27-Apr	CB	Donte Jackson	Drafted (2)	1-Sep	DT	Tracy Sprinkle	Waived
27-Apr	S	Rashaan Golden	Drafted (3)	1-Sep	T	Corey Robinson	Acquired in a trade with Philadelphia in exchange for an undisclosed 2020 draft pick
28-Apr	TE	Ian Thomas	Drafted (4a)				
28-Apr	DE	Michael Haynes	Drafted (4b)	1-Sep	DE	Zach Moore	Released
28-Apr	LB	Jermaine Carter Jr.	Drafted (5)	1-Sep	S	Dezmen Southward	Released
28-Apr	LB	Andre Smith	Drafted (7a)	1-Sep	QB	Kyle Allen	Waived
28-Apr	DT	Kendrick Norton	Drafted (7b)	1-Sep	DE	Kiante Anderson	Waived
1-May	TE	Kent Taylor	Waived	1-Sep	RB	Reggie Bonnafon	Waived
1-May	T	Korren Kirven	Free agent signing	1-Sep	CB	Lorenzo Doss	Waived
7-May	RB	CJ Anderson	Free agent signing	1-Sep	WR	Austin Duke	Waived
8-May	RB	Elijah Hood	Claimed off waivers (OAK)	1-Sep	WR	Mose Frazier	Waived
10-May	RB	Fozzy Whittaker	Placed on injured reserve (knee)	1-Sep	C	Kyle Friend	Waived
11-May	RB	Kenjon Barner	Free agent signing	1-Sep	QB	Garrett Gilbert	Waived
11-May	DT	Tracy Sprinkle	Free agent signing	1-Sep	DE	Daeshon Hall	Waived
11-May	LB	Chris Frey	Free agent signing	1-Sep	G	Taylor Hearn	Waived
11-May	RB	Reggie Bonnafon	Free agent signing	1-Sep	G	Dorian Johnson	Waived
11-May	QB	Kyle Allen	Free agent signing	1-Sep	WR	Jamaal Jones	Waived
11-May	G	Brendan Mahon	Free agent signing	1-Sep	CB	Cole Luke	Waived
11-May	G	Taylor Hearn	Free agent signing	1-Sep	DT	Kendrick Norton	Waived
11-May	G	Kyle Bosch	Free agent signing	1-Sep	TE	Jason Vander Laan	Waived
14-May	WR	Russell Shepard	Released	1-Sep	RB	Elijah Hood	Placed on injured reserve (knee)
14-May	CB	Zack Sanchez	Waived with injury settlement	1-Sep	CB	Kevon Seymour	Placed on injured reserve (shoulder)
14-May	DE	Karter Schult	Free agent signing	1-Sep	T	Jeremiah Sirles	Placed on injured reserve (hamstring)
14-May	CB	Kyle Friend	Free agent signing	2-Sep	RB	Reggie Bonnafon	Practice squad signing
14-May	G	Quinterrius Eatmon	Free agent signing	2-Sep	QB	Kyle Allen	Practice squad signing
14-May	WR	Bug Howard	Free agent signing	2-Sep	WR	Mose Frazier	Practice squad signing
21-May	T	Korren Kirven	Waived	2-Sep	DT	Kendrick Norton	Practice squad signing
21-May	TE	Jason Vander Laan	Free agent signing	2-Sep	DE	Kiante Anderson	Practice squad signing
21-May	DT	Ashaad Mabry	Free agent signing	2-Sep	CB	Cole Luke	Practice squad signing
31-May	T	Zach Banner	Waived	2-Sep	S	Dezmen Southward	Practice squad signing
4-Jun	G	Norman Price	Free agent signing	2-Sep	G	Taylor Hearn	Practice squad signing
25-Jul	DT	Drew Iddings	Waived	2-Sep	TE	Jason Vander Laan	Practice squad signing
25-Jul	TE	Cam Serigne	Free agent signing	2-Sep	G	Dorian Johnson	Practice squad signing
25-Jul	WR	Curtis Samuel	Placed on non-football injury list (ankle)	3-Sep	T	Matt Kalil	Placed on injured reserve (knee)
25-Jul	DE	Julius Peppers	Placed on physically unable to perform list (shoulder)	3-Sep	CB	Lorenzo Doss	Free agent signing
				4-Sep	CB	Josh Hawkins	Practice squad signing
25-Jul	TE	Chris Manhertz	Placed on physically unable to perform list (foot)	4-Sep	DE	Kiante Anderson	Practice squad injured



CAROLINA PANTHERS 2018 TRANSACTIONS (cont.)



4-Sep	CB	Josh Hawkins	Practice squad signing
6-Sep	DT	Kendrick Norton	Released from practice squad
6-Sep	QB	Connor Cook	Practice squad signing
6-Sep	T	Jeremiah Sirles	Released/injury settlement
10-Sep	DE	Kiante Anderson	Released/injury settlement
10-Sep	QB	Josh Allen	Released from practice squad
10-Sep	DT	Kendrick Norton	Practice squad signing
11-Sep	S	Dezmen Southward	Released from practice squad
11-Sep	WR	DeAndrew White	Practice squad signing
12-Sep	T	Daryl Williams	Placed on injured reserve (knee)
12-Sep	T	Chris Clark	Free agent signing
21-Sep	S	Da'Norris Searcy	Placed on injured reserve (concussion)
22-Sep	CB	Josh Hawkins	Signed to active roster from practice squad
24-Sep	S	Dezmen Southward	Practice squad signing
25-Sep	T	Marshall Newhouse	Acquired in a trade with Buffalo in exchange for an undisclosed future draft choice
25-Sep	T	Corey Robinson	Waived
26-Sep	WR	Fred Ross	Waived from injured reserve
27-Sep	S	Eric Reid	Free agent signing
27-Sep	CB	Lorenzo Doss	Waived
1-Oct	CB	Lorenzo Doss	Practice squad signing
1-Oct	WR	DeAndrew White	Released from practice squad
8-Oct	LB	Thomas Davis	Returned from suspension
8-Oct	LB	Thomas Davis	Roster Exemption



CAROLINA PANTHERS 2018 UNOFFICIAL DEPTH CHART

OFFENSE			
WR	17 Devin Funchess	13 Jarius Wright	18 Damiere Byrd
LT	74 Chris Clark	71 Marshall Newhouse	
LG	73 Greg Van Roten	65 Amini Silatolu	<u>63 Brendan Mahon</u>
C	67 Ryan Kalil	69 Tyler Larsen	
RG	70 Trai Turner	65 Amini Silatolu	
RT	72 Taylor Moton	71 Marshall Newhouse	
TE	88 Greg Olsen	82 Chris Manhertz	<u>80 Ian Thomas</u>
WR	11 Torrey Smith	<u>12 DJ Moore</u>	10 Curtis Samuel
QB	1 Cam Newton	6 Taylor Heinicke	
FB	40 Alex Armah		
RB	22 Christian McCaffrey	20 CJ Anderson	34 Cameron Artis-Payne

DEFENSE			
DE	97 Mario Addison	94 Efe Obada	<u>98 Marquis Haynes</u>
DT	99 Kawann Short	93 Kyle Love	
DT	95 Dontari Poe	92 Vernon Butler	
DE	90 Julius Peppers	96 Wes Horton	91 Bryan Cox Jr.
SLB	54 Shaq Thompson	<u>56 Jermaine Carter Jr.</u>	<u>57 Andre Smith</u>
MLB	59 Luke Kuechly	52 Jared Norris	
WLB	58 Thomas Davis	55 David Mayo	53 Ben Jacobs
LCB	24 James Bradberry	41 Captain Munnerlyn	
RCB	<u>26 Donte Jackson</u>	35 Corn Elder	23 Josh Hawkins
SS	25 Eric Reid	42 Colin Jones	
FS	29 Mike Adams	<u>28 Rashaan Gaulden</u>	

SPECIAL TEAMS

PK	9 Graham Gano			
P	5 Michael Palardy			
KO	9 Graham Gano			
H	5 Michael Palardy			
PR	18 Damiere Byrd	<u>12 DJ Moore</u>	22 Christian McCaffrey	<u>26 Donte Jackson</u>
KOR	18 Damiere Byrd	<u>12 DJ Moore</u>	22 Christian McCaffrey	10 Curtis Samuel
LS	44 J.J. Jansen			

ROOKIES Underlined

PANTHERS COACHING STAFF

Ron Rivera (head coach); Norv Turner (offensive coordinator); Eric Washington (defensive coordinator); Chase Blackburn (special teams coordinator); Jerricho Cotchery (assistant wide receivers); Heath Farwell (assistant special teams); Pete Hoener (tight ends); Brady Hoke (defensive line); Jeff Imamura (assistant secondary/cornerbacks); Joe Kenn (strength and conditioning); John Matsko (running game coordinator); Sam Mills III (assistant defensive line); Vincent Rivera (defensive quality control); Richard Rodgers (secondary); Steve Russ (linebackers); Jim Skipper (running backs); Lance Taylor (wide receivers); Drew Terrell (offensive quality control); Scott Turner (quarterbacks); Travelle Wharton (assistant offensive line).

PANTHERS PRONUNCIATION

DAMIERE Byrd	duh-MEER	Amini SILATOLU.....	sill-uh-TOE-lou
Devin FUNCHESS.....	FUN-chess	TRAI Turner	Trey
Graham GANO	guh-KNOW	Greg Van ROTEN.....	ROAT-en
Rashaan GAULDEN.....	GAWL-den	JARIUS Wright	JAIR-ee-iss
Luke KUECHLY.....	KEEK-lee		
Brendan MAHON.....	MANN		
EFE OBADA.....	EF-ay OH-bahdah		
Michael PALARDY	pah-LAR-dee		
KAWANN Short.....	KAY-won		



CAROLINA PANTHERS ALPHABETICAL ROSTER



No	Name	Pos	Ht	Wt	DOB	Age	Exp	College	Hometown	How Acq	GP/GS/DNP/INA
29	Adams, Mike	S	5-11	205	03/24/81	37	15	Delaware	Wayne, N.J.	UFA '17 (IND)	4/4/0/0
97	Addison, Mario	DE	6-3	260	09/06/87	31	8	Troy	Tarrant, Ala.	FA '12	4/4/0/0
20	Anderson, CJ	RB	5-8	225	02/10/91	27	6	California	Vallejo, Calif.	FA '18	4/1/0/0
40	Armah, Alex	FB	6-2	255	05/17/94	24	2	West Georgia	Lawrenceville, Ga.	D6 '17	4/1/0/0
34	Artis-Payne, Cameron	RB	5-10	215	06/23/90	28	4	Auburn	Harrisburg, Pa.	D5b '15	2/0/0/2
24	Bradberry, James	CB	6-1	212	08/04/93	25	3	Samford	Pleasant Grove, Ala.	D2 '16	4/4/0/0
92	Butler, Vernon	DT	6-4	330	06/14/94	24	3	Louisiana Tech	Summit, Miss.	D1 '16	4/0/0/0
18	Byrd, Damiere	WR	5-9	180	01/27/93	25	3	South Carolina	Sicklerville, N.J.	FA '15	2/0/0/2
56	Carter Jr, Jermaine	LB	6-1	225	01/14/95	23	R	Maryland	Rockville, Md.	D5 '18	4/0/0/0
74	Clark, Chris	T	6-5	305	10/01/85	33	9	Southern Mississippi	New Orleans, La.	FA '18	3/3/0/0
91	Cox Jr., Bryan	DE	6-3	270	06/25/94	24	2	Florida	Ft. Lauderdale, Fla.	FA '17	2/0/0/2
58	Davis, Thomas	LB	6-1	235	03/22/83	35	14	Georgia	Shellman, Ga.	D1 '05	0/0/0/0
35	Elder, Corn	CB	5-10	185	10/09/94	24	2	Miami	Nashville, Tenn.	D5 '17	3/0/0/1
17	Funchess, Devin	WR	6-4	225	05/21/94	24	4	Michigan	Farmington, Mich.	D2 '15	4/4/0/0
9	Gano, Graham	K	6-2	202	04/09/87	31	9	Florida State	Cantonment, Fla.	FA '12	4/0/0/0
28	Gaulden, Rashaan	S	6-1	200	01/23/95	23	R	Tennessee	Spring Hill, Tenn.	D3 '18	4/0/0/0
23	Hawkins, Josh	CB	5-10	190	01/23/93	25	3	East Carolina	Winston-Salem, N.C.	FA '18	2/0/0/0
98	Haynes, Marquis	DE	6-2	235	12/16/93	24	R	Mississippi	Jacksonville, Fla.	D4b '18	1/0/0/3
6	Heinicke, Taylor	QB	6-1	210	03/15/93	25	3	Old Dominion	Lawrenceville, Ga.	FA '18	0/0/4/0
96	Horton, Wes	DE	6-5	265	12/17/89	28	6	Southern California	Sherman Oaks, Calif.	FA '16	4/3/0/0
26	Jackson, Donte	CB	5-10	180	11/08/95	22	R	Louisiana State	Metarie, La.	D2 '18	4/4/0/0
53	Jacobs, Ben	LB	6-4	240	04/17/88	30	4	Fresno State	Las Vegas, Nev.	FA '16	4/0/0/0
44	Jansen, JJ	LS	6-2	235	01/20/86	32	11	Notre Dame	Phoenix, Ariz.	TR '09 (GB)	4/0/0/0
42	Jones, Colin	S	6-0	205	10/27/87	30	8	Texas Christian	Bridgeport, Texas	TR '12 (SF)	4/1/0/0
67	Kalil, Ryan	C	6-2	300	03/29/85	33	12	Southern California	Corona, Calif.	D2b '07	4/4/0/0
59	Kuechly, Luke	LB	6-3	238	04/20/91	27	7	Boston College	Cincinnati, Ohio	D1 '12	4/4/0/0
69	Larsen, Tyler	C	6-4	325	07/08/91	27	3	Utah State	Sandy, Utah	FA '16	4/2/0/0
93	Love, Kyle	DT	6-1	310	11/18/86	31	7	Mississippi State	College Park, Ga.	FA '16	4/0/0/0
63	Mahon, Brendan	G	6-4	320	01/17/95	23	R	Penn State	Randolph, N.J.	FA '18	2/0/0/2
82	Manhertz, Chris	TE	6-6	255	04/10/92	26	3	Canisius	New York, N.Y.	WV '16 (NO)	4/1/0/0
55	Mayo, David	LB	6-2	245	08/08/93	25	4	Texas State	Scappoose, Ore	D5a '15	4/3/0/0
22	McCaffrey, Christian	RB	5-11	205	06/07/96	22	2	Stanford	Highlands Ranch, Colo.	D1 '17	4/4/0/0
12	Moore, DJ	WR	6-0	210	04/14/97	21	R	Maryland	Philadelphia, Pa.	D1 '18	4/0/0/0
72	Moton, Taylor	T	6-5	325	03/18/94	24	2	Western Michigan	Okemos, Mich.	D2b '17	4/4/0/0
41	Munnerlyn, Captain	CB	5-9	195	04/10/88	30	10	South Carolina	Mobile, Ala.	UFA '17 (MIN)	4/1/0/0
71	Newhouse, Marshall	T	6-4	330	09/29/88	30	9	Texas Christian	Dallas, Texas	TR '18 (BUF)	0/0/1/0
1	Newton, Cam	QB	6-5	245	05/11/89	29	8	Auburn	College Park, Ga.	D1 '11	4/4/0/0
52	Norris, Jared	LB	6-1	238	07/19/93	25	3	Utah	Bakersfield, Calif.	FA '16	3/0/0/1
94	Obada, Efe	DE	6-6	265	04/13/92	26	1	none	London, England	FA '17	2/0/0/2
88	Olsen, Greg	TE	6-5	255	03/11/85	33	12	Miami (Fla.)	Wayne, N.J.	TR '11 (CHI)	1/1/0/3
5	Palardy, Michael	P	5-11	200	07/06/92	26	3	Tennessee	Fort Lauderdale, Fla.	FA '16	4/0/0/0
90	Peppers, Julius	DE	6-7	295	01/18/80	38	17	North Carolina	Bailey, N.C.	UFA '17 (GB)	4/1/0/0
95	Poe, Dontari	DT	6-3	346	08/18/90	28	7	Memphis	Memphis, Tenn.	UFA '18 (ATL)	4/4/0/0
25	Reid, Eric	S	6-1	215	12/10/91	26	6	Louisiana State	Geismar, La.	FA '18	1/1/0/0
10	Samuel, Curtis	WR	5-11	195	08/11/96	22	2	Ohio State	Brooklyn, N.Y.	D2a '17	1/0/0/3
99	Short, Kawann	DT	6-3	315	02/02/89	29	6	Purdue	East Chicago, Ind.	D2 '13	4/4/0/0
65	Silatolu, Amini	T	6-4	305	09/16/88	30	6	Midwestern State	Tracy, Calif.	FA '17	4/0/0/0
57	Smith, Andre	LB	6-0	240	04/20/97	21	R	North Carolina	Jacksonville, Fla.	D7a '18	1/0/0/3
11	Smith, Torrey	WR	6-0	205	01/26/89	29	8	Maryland	Falmouth, Va.	TR '18 (PHI)	4/3/0/0
80	Thomas, Ian	TE	6-4	260	06/06/96	22	R	Indiana	Baltimore, Md.	D4a '18	4/3/0/0
54	Thompson, Shaq	LB	6-0	230	04/21/94	24	4	Washington	Sacramento, Calif.	D1 '15	4/4/0/0
70	Turner, Trai	G	6-3	315	06/14/93	25	5	Louisiana State	New Orleans, La.	D3 '14	2/2/0/2
73	Van Roten, Greg	G	6-3	305	02/26/90	28	4	Pennsylvania	Mineola, N.Y.	FA '17	4/4/0/0
13	Wright, Jarius	WR	5-10	191	11/25/89	28	7	Arkansas	Warren, Ark.	FA '18	4/3/0/0

Practice Squad (10)

39	Bonnafeon, Reggie	RB	6-0	215	01/04/96	22	R	Louisville	Louisville, Ky.	FA '18	0/0/0/0
3	Cook, Connor	QB	6-4	215	1/29/93	25	3	Michigan State	Cuyahoga Falls, Ohio	FA '18	0/0/0/0
31	Doss, Lorenzo	CB	5-11	185	04/22/94	24	4	Tulane	New Orleans, La.	FA '18	1/0/0/2
14	Frazier, Mose	WR	5-11	190	08/30/93	25	1	Memphis	Memphis, Tenn.	FA '17	0/0/0/0
62	Hearn, Taylor	G	6-4	315	01/11/96	22	R	Clemson	Willston, S.C.	FA '18	0/0/0/0
64	Johnson, Dorian	G	6-5	305	10/21/94	23	1	Pittsburgh	Belle Vernon, Pa.	FA '17	0/0/0/0
32	Luke, Cole	S	5-11	200	06/30/95	23	2	Notre Dame	Chandler, Ariz.	FA '17	0/0/0/0
74	Norton, Kendrick	DT	6-3	315	06/07/97	21	R	Miami (Fla.)	Jacksonville, Fla.	D7b '18	0/0/0/0
37	Southward, Dezmen	S	6-2	208	10/01/91	27	3	Wisconsin	Fort Lauderdale, Fla.	FA '16	0/0/0/0
84	Vander Laan, Jason	TE	6-3	245	09/22/92	26	1	Ferris State	Frankfort, Ill.	FA '18	0/0/0/0

Reserve / Injured (8)

47	Cockrell, Ross	CB	6-0	190	08/06/91	27	5	Duke	Charlotte, N.C.	UFA '18 (NYG)	0/0/0/0
30	Hood, Elijah	RB	5-11	230	04/22/96	22	1	North Carolina	Charlotte, N.C.	WV '18 (OAK)	0/0/0/0
75	Kalil, Matt	T	6-7	315	07/06/89	29	7	Southern California	Corona, Calif.	UFA '17 (MIN)	0/0/0/0
25	Parms, Damian	S	6-2	210	10/28/92	25	1	Florida Atlantic	Miami, Fla.	FA '17	0/0/0/0
21	Searcy, Da'Norris	S	5-11	205	11/16/88	29	8	North Carolina	Decatur, Ga.	FA '18	2/2/0/0
27	Seymour, Kevon	CB	6-0	185	11/30/93	24	3	Southern California	Pasadena, Calif.	TR '17 (BUF)	0/0/0/0
60	Williams, Daryl	T	6-6	330	08/31/92	26	4	Oklahoma	Lake Dallas, Texas	D4 '15	1/1/0/0
43	Whittaker, Fozzy	RB	5-10	205	02/02/89	29	6	Texas	Pearland, Texas	FA '14	0/0/0/0

CAROLINA PANTHERS NUMERICAL ROSTER



No	Name	Pos	Ht	Wt	DOB	Age	Exp	College	Hometown	How Acq	GP/GS/DNP/INA
1	Cam Newton	QB	6-5	245	05/11/89	29	8	Auburn	College Park, Ga.	D1 '11	4/4/0/0
5	Michael Palardy	P	5-11	200	07/06/92	26	3	Tennessee	Fort Lauderdale, Fla.	FA '16	4/0/0/0
6	Taylor Heinicke	QB	6-1	210	03/15/93	25	3	Old Dominion	Lawrenceville, Ga.	FA '18	0/0/4/0
9	Graham Gano	K	6-2	202	04/09/87	31	9	Florida State	Cantonment, Fla.	FA '12	4/0/0/0
10	Curtis Samuel	WR	5-11	195	08/11/96	22	2	Ohio State	Brooklyn, N.Y.	D2a '17	1/0/0/3
11	Torrey Smith	WR	6-0	205	01/26/89	29	8	Maryland	Falmouth, Va.	TR '18 (PHI)	4/3/0/0
12	DJ Moore	WR	6-0	210	04/14/97	21	R	Maryland	Philadelphia, Pa.	D1 '18	4/0/0/0
13	Jarius Wright	WR	5-10	191	11/25/89	28	7	Arkansas	Warren, Ark.	FA '18	4/3/0/0
17	Devin Funchess	WR	6-4	225	05/21/94	24	4	Michigan	Farmington, Mich.	D2 '15	4/4/0/0
18	Damiere Byrd	WR	5-9	180	01/27/93	25	3	South Carolina	Sicklerville, N.J.	FA '15	2/0/0/2
20	CJ Anderson	RB	5-8	225	02/10/91	27	6	California	Vallejo, Calif.	FA '18	4/1/0/0
22	Christian McCaffrey	RB	5-11	205	06/07/96	22	2	Stanford	Highlands Ranch, Colo.	D1 '17	4/4/0/0
23	Josh Hawkins	CB	5-10	190	01/23/93	25	3	East Carolina	Winston-Salem, N.C.	FA '18	2/0/0/0
24	James Bradberry	CB	6-1	212	08/04/93	25	3	Samford	Pleasant Grove, Ala.	D2 '16	4/4/0/0
25	Eric Reid	S	6-1	215	12/10/91	26	6	Louisiana State	Geismar, La.	FA '18	1/1/0/0
26	Donte Jackson	CB	5-10	180	11/08/95	22	R	Louisiana State	Metarie, La.	D2 '18	4/4/0/0
28	Rashaan Gaulden	S	6-1	200	01/23/95	23	R	Tennessee	Spring Hill, Tenn.	D3 '18	4/0/0/0
29	Mike Adams	S	5-11	205	03/24/81	37	15	Delaware	Wayne, N.J.	UFA '17 (IND)	4/4/0/0
34	Cameron Artis-Payne	RB	5-10	215	06/23/90	28	4	Auburn	Harrisburg, Pa.	D5b '15	2/0/0/2
35	Corn Elder	CB	5-10	185	10/09/94	22	2	Miami (Fla.)	Nashville, Tenn.	D5 '17	3/0/0/1
40	Alex Armah	FB	6-2	255	05/17/94	22	2	West Georgia	Lawrenceville, Ga.	D6 '17	4/1/0/0
41	Captain Munnerlyn	CB	5-9	195	04/10/88	30	10	South Carolina	Mobile, Ala.	UFA '17 (MIN)	4/1/0/0
42	Colin Jones	S	6-0	205	10/27/87	30	8	Texas Christian	Bridgeport, Texas	TR '12 (SF)	4/1/0/0
44	JJ Jansen	LS	6-2	235	01/20/86	32	11	Notre Dame	Phoenix, Ariz.	TR '09 (GB)	4/0/0/0
52	Jared Norris	LB	6-1	238	07/19/93	25	3	Utah	Bakersfield, Calif.	FA '16	3/0/0/1
53	Ben Jacobs	LB	6-4	240	04/17/88	30	5	Fresno State	Las Vegas, Nev.	FA '16	4/0/0/0
54	Shaq Thompson	LB	6-0	230	04/21/94	24	4	Washington	Sacramento, Calif.	D1 '15	4/4/0/0
55	David Mayo	LB	6-2	245	08/08/93	25	4	Texas State	Scappoose, Ore.	D5a '15	4/3/0/0
56	Jermaine Carter Jr.	LB	6-1	225	01/14/95	23	R	Maryland	Rockville, Md.	D5 '18	4/0/0/0
57	Andre Smith	LB	6-0	240	04/20/97	21	R	North Carolina	Jacksonville, Fla.	D7a '18	1/0/0/3
58	Thomas Davis	LB	6-1	235	03/22/83	35	14	Georgia	Shellman, Ga.	D1 '05	0/0/0/0
59	Luke Kuechly	LB	6-3	238	04/20/91	27	7	Boston College	Cincinnati, Ohio	D1 '12	4/4/0/0
63	Brendan Mahon	G	6-4	320	01/17/95	23	R	Penn State	Randolph, N.J.	FA '18	2/0/0/2
65	Amini Silatolu	T	6-4	305	09/16/88	30	6	Midwestern State	Tracy, Calif.	FA '17	4/0/0/0
67	Ryan Kalil	C	6-2	300	03/29/85	33	12	Southern California	Corona, Calif.	D2b '07	4/4/0/0
69	Tyler Larsen	C	6-4	325	07/08/91	27	3	Utah State	Sandy, Utah	FA '16	4/2/0/0
70	Trai Turner	G	6-3	315	06/14/93	25	5	Louisiana State	New Orleans, La.	D3 '14	2/2/0/2
71	Marshall Newhouse	T	6-4	330	09/29/88	30	9	Texas Christian	Dallas, Texas	TR '18 (BUF)	0/0/1/0
72	Taylor Moton	T	6-5	325	03/18/94	24	2	Western Michigan	Okemos, Mich.	D2b '17	4/4/0/0
73	Greg Van Roten	G	6-3	305	02/26/90	28	4	Pennsylvania	Mineola, N.Y.	FA '17	4/4/0/0
74	Chris Clark	T	6-5	305	10/01/85	33	9	Southern Mississippi	New Orleans, La.	FA '18	3/3/0/0
80	Ian Thomas	TE	6-4	260	06/06/96	22	R	Indiana	Baltimore, Md.	D4a '18	4/3/0/0
82	Chris Manhertz	TE	6-6	255	04/10/92	26	3	Canisius	New York, N.Y.	WV '16 (NO)	4/1/0/0
88	Greg Olsen	TE	6-5	255	03/11/85	33	12	Miami (Fla.)	Wayne, N.J.	TR '11 (CHI)	1/1/0/3
90	Julius Peppers	DE	6-7	295	01/18/80	38	17	North Carolina	Bailey, N.C.	UFA '17 (GB)	4/1/0/0
91	Bryan Cox Jr.	DE	6-3	270	06/25/94	24	2	Florida	Ft. Lauderdale, Fla.	FA '17	2/0/0/2
92	Vernon Butler	DT	6-4	330	06/14/94	24	3	Louisiana Tech	Summit, Miss.	D1 '16	4/0/0/0
93	Kyle Love	DT	6-1	310	11/18/86	31	7	Mississippi State	College Park, Ga.	FA '16	4/0/0/0
94	Efe Obada	DE	6-6	265	04/13/92	26	1	none	London, England	FA '17	2/0/0/2
95	Dontari Poe	DT	6-3	346	08/18/90	28	7	Memphis	Memphis, Tenn.	UFA '18 (ATL)	4/4/0/0
96	Wes Horton	DE	6-5	265	12/17/89	28	6	Southern California	Sherman Oaks, Calif.	FA '16	4/3/0/0
97	Mario Addison	DE	6-3	260	09/06/87	31	8	Troy	Tarrant, Ala.	FA '12	4/4/0/0
98	Marquis Haynes	DE	6-2	235	12/16/93	24	R	Mississippi	Jacksonville, Fla.	D4b '18	1/0/0/3
99	Kawann Short	DT	6-3	315	02/02/89	29	6	Purdue	East Chicago, Ind.	D2 '13	4/4/0/0

Practice Squad (10)

3	Connor Cook	QB	6-4	215	1/29/93	25	3	Michigan State	Cuyahoga Falls, Ohio	FA '18	0/0/0/0
14	Mose Frazier	WR	5-11	190	08/30/93	25	1	Memphis	Memphis, Tenn.	FA '17	0/0/0/0
31	Lorenzo Doss	CB	5-11	185	04/22/94	24	4	Tulane	New Orleans, La.	FA '18	1/0/0/2
32	Cole Luke	S	5-11	200	06/30/95	23	2	Notre Dame	Chandler, Ariz.	FA '17	0/0/0/0
37	Dezmen Southward	S	6-2	208	10/01/91	27	3	Wisconsin	Fort Lauderdale, Fla.	FA '16	0/0/0/0
39	Reggie Bonnafon	RB	6-0	215	01/04/96	22	R	Louisville	Louisville, Ky.	FA '18	0/0/0/0
62	Taylor Hearn	G	6-4	315	01/11/96	22	R	Clemson	Willston, S.C.	FA '18	0/0/0/0
64	Dorian Johnson	G	6-5	305	10/21/94	23	1	Pittsburgh	Belle Vernon, Pa.	FA '17	0/0/0/0
74	Kendrick Norton	DT	6-3	315	06/07/97	21	R	Miami (Fla.)	Jacksonville, Fla.	D7b '18	0/0/0/0
84	Jason Vander Laan	TE	6-4	245	09/22/92	26	1	Ferris State	Frankfort, Ill.	FA '18	0/0/0/0

Reserve / Injured (8)

21	Da'Norris Searcy	S	5-11	205	11/16/88	29	8	North Carolina	Decatur, Ga.	FA '18	2/2/0/0
25	Damian Parns	S	6-2	210	10/28/92	25	1	Florida Atlantic	Miami, Fla.	FA '17	0/0/0/0
27	Kevon Seymour	CB	6-0	185	11/30/93	24	3	Southern California	Pasadena, Calif.	TR '17 (BUF)	0/0/0/0
30	Elijah Hood	RB	5-11	230	04/22/96	22	1	North Carolina	Charlotte, N.C.	WV '18 (OAK)	0/0/0/0
21	Fozzy Whittaker	RB	5-10	205	02/02/89	29	6	Texas	Pearland, Texas	FA '14	0/0/0/0
47	Ross Cockrell	CB	6-0	190	08/06/91	27	5	Duke	Charlotte, N.C.	UFA '18 (NYG)	0/0/0/0
60	Daryl Williams	T	6-6	330	08/31/92	26	4	Oklahoma	Lake Dallas, Texas	D4 '15	1/1/0/0
75	Matt Kalil	T	6-7	315	07/06/89	29	7	Southern California	Corona, Calif.	UFA '17 (MIN)	0/0/0/0

CAROLINA PANTHERS BY EXPERIENCE



No	Name	Pos	Ht	Wt	DOB	Age	Exp	College	Hometown	How Acq	GP/GS/DNP/INA
17th Year (1)											
90	Peppers, Julius	DE	6-7	295	01/18/80	38	17	North Carolina	Bailey, N.C.	UFA '17 (GB)	4/1/0/0
15th Year (1)											
29	Adams, Mike	S	5-11	205	03/24/81	37	15	Delaware	Wayne, N.J.	UFA '17 (IND)	4/4/0/0
14th Year (1)											
58	Davis, Thomas	LB	6-1	235	03/22/83	35	14	Georgia	Shellman, Ga.	D1 '05	0/0/0/0
12th Year (2)											
67	Kalil, Ryan	C	6-2	300	03/29/85	33	12	Southern California	Corona, Calif.	D2b '07	4/4/0/0
88	Olsen, Greg	TE	6-5	255	03/11/85	33	12	Miami (Fla.)	Wayne, N.J.	TR '11 (CHI)	1/1/0/3
11th Year (1)											
44	Jansen, J.J.	LS	6-2	235	01/20/86	32	11	Notre Dame	Phoenix, Ariz.	TR '09 (GB)	4/0/0/0
10th Year (1)											
41	Munnerlyn, Captain	CB	5-9	195	04/10/88	30	10	South Carolina	Mobile, Ala.	UFA '17 (MIN)	4/1/0/0
9th Year (3)											
74	Clark, Chris	T	6-5	305	10/01/85	33	9	Southern Mississippi	New Orleans, La.	FA '18	3/3/0/0
9	Gano, Graham	K	6-2	202	04/09/87	31	9	Florida State	Cantonment, Fla.	FA '12	4/0/0/0
71	Newhouse, Marshall	T	6-4	330	09/29/88	30	9	Texas Christian	Dallas, Texas	TR '18 (BUF)	0/0/1/0
8th Year (4)											
97	Addison, Mario	DE	6-3	260	09/06/87	31	8	Troy	Tarrant, Ala.	FA '12	4/4/0/0
42	Jones, Colin	S	6-0	205	10/27/87	30	8	Texas Christian	Bridgeport, Texas	TR '12 (SF)	4/1/0/0
1	Newton, Cam	QB	6-5	245	05/11/89	29	8	Auburn	College Park, Ga.	D1 '11	4/4/0/0
11	Smith, Torrey	WR	6-0	205	01/26/89	29	8	Maryland	Falmouth, Va.	TR '18 (PHI)	4/3/0/0
7th Year (4)											
59	Kuechly, Luke	LB	6-3	238	04/20/91	27	7	Boston College	Cincinnati, Ohio	D1 '12	4/4/0/0
93	Love, Kyle	DT	6-1	310	11/18/86	31	7	Mississippi State	College Park, Ga.	FA '16	4/0/0/0
95	Poe, Dontari	DT	6-3	346	08/18/90	27	7	Memphis	Memphis, Tenn.	UFA '18 (ATL)	4/4/0/0
13	Wright, Jarius	WR	5-10	191	11/25/89	28	7	Arkansas	Warren, Ark.	FA '18	4/3/0/0
6th Year (5)											
20	Anderson, CJ	RB	5-8	225	02/10/91	27	6	California	Vallejo, Calif.	FA '18	4/1/0/0
96	Horton, Wes	DE	6-5	265	12/17/89	28	6	Southern California	Sherman Oaks, Calif.	FA '16	4/3/0/0
25	Reid, Eric	S	6-1	215	12/10/91	26	6	Louisiana State	Geismar, La.	FA '18	1/1/0/0
99	Short, Kawann	DT	6-3	315	02/02/89	29	6	Purdue	East Chicago, Ind.	D2 '13	4/4/0/0
65	Silatolu, Amini	T	6-4	305	09/16/88	30	6	Midwestern State	Tracy, Calif.	FA '17	4/0/0/0
5th Year (2)											
53	Jacobs, Ben	LB	6-4	240	04/17/88	30	5	Fresno State	Las Vegas, Nev.	FA '16	4/0/0/0
70	Turner, Trai	G	6-3	315	06/14/93	25	5	Louisiana State	New Orleans, La.	D3 '14	2/2/0/2
4th Year (5)											
34	Artis-Payne, Cameron	RB	5-10	215	06/23/90	28	4	Auburn	Harrisburg, Pa.	D5b '15	2/0/0/2
17	Funchess, Devin	WR	6-4	225	05/21/94	24	4	Michigan	Farmington, Mich.	D2 '15	4/4/0/0
55	Mayo, David	LB	6-2	245	08/08/93	25	4	Texas State	Scappoose, Ore	D5a '15	4/4/0/0
54	Thompson, Shaq	LB	6-0	230	04/21/94	24	4	Washington	Sacramento, Calif.	D1 '15	4/4/0/0
73	Van Roten, Greg	G	6-3	305	02/26/90	28	4	Pennsylvania	Mineola, N.Y.	FA'17	4/4/0/0
3rd Year (9)											
24	Bradberry, James	CB	6-1	212	08/04/93	25	3	Samford	Pleasant Grove, Ala.	D2 '16	4/4/0/0
92	Butler, Vernon	DT	6-4	330	06/14/94	24	3	Louisiana Tech	Summit, Miss.	D1 '16	4/0/0/0
18	Byrd, Damiere	WR	5-9	180	01/27/93	25	3	South Carolina	Sicklerville, N.J.	FA '15	2/0/0/2
23	Hawkins, Josh	CB	5-10	190	01/23/93	25	3	East Carolina	Winston-Salem, N.C.	FA '18	2/0/0/0
6	Heinicke, Taylor	QB	6-1	210	03/15/93	25	3	Old Dominion	Lawrenceville, Ga.	FA '18	0/0/0/0
69	Larsen, Tyler	C	6-4	325	07/08/91	27	3	Utah State	Sandy, Utah	FA '16	4/2/0/0
82	Manhertz, Chris	TE	6-6	255	04/10/92	26	3	Canisius	New York, N.Y.	WV '16 (NO)	4/1/0/0
52	Norris, Jared	LB	6-1	238	07/19/93	25	3	Utah	Bakersfield, Calif.	FA '16	3/0/0/1
5	Palardy, Michael	P	5-11	200	07/06/92	26	3	Tennessee	Fort Lauderdale, Fla.	FA '16	4/0/0/0
2nd Year (6)											
40	Armah, Alex	FB	6-2	255	05/17/94	24	2	West Georgia	Lawrenceville, Ga.	D6 '17	4/1/0/0
91	Cox Jr., Bryan	DE	6-3	270	06/25/94	24	2	Florida	Ft. Lauderdale, Fla.	FA '17	2/0/0/2
35	Elder, Corn	CB	5-10	185	10/09/94	24	2	Miami (Fla.)	Nashville, Tenn.	D5 '17	3/0/0/1
22	McCaffrey, Christian	RB	5-11	205	06/07/96	22	2	Stanford	Highlands Ranch, Colo.	D1 '17	4/4/0/0
72	Moton, Taylor	T	6-5	325	03/18/94	24	2	Western Michigan	Okemos, Mich.	D2b '17	4/4/0/0
10	Samuel, Curtis	WR	5-11	195	08/11/96	22	2	Ohio State	Brooklyn, N.Y.	D2a '17	1/0/0/3
Rookie/1st Year (9)											
56	Carter Jr, Jermaine	LB	6-1	225	01/14/95	23	R	Maryland	Rockville, Md.	D5 '18	4/0/0/0
28	Gaulden, Rashaan	S	6-1	200	01/23/95	23	R	Tennessee	Spring Hill, Tenn.	D3 '18	4/0/0/0
98	Haynes, Marquis	DE	6-2	235	12/16/93	24	R	Mississippi	Jacksonville, Fla.	D4b '18	1/0/0/3
26	Jackson, Donte	CB	5-10	180	11/08/95	22	R	Louisiana State	Metarie, La.	D2 '18	4/4/0/0
63	Mahon, Brendan	G	6-4	320	01/17/95	23	R	Penn State	Randolph, N.J.	FA '18	2/0/0/2
12	Moore, DJ	WR	6-0	210	04/14/97	21	R	Maryland	Philadelphia, Pa.	D1 '18	4/0/0/0
94	Obada, Efe	DE	6-6	265	04/13/92	26	1	none	London, England	FA '17	2/0/0/2
57	Smith, Andre	LB	6-0	240	04/20/97	21	R	North Carolina	Jacksonville, Fla.	D7a '18	1/0/0/3
80	Thomas, Ian	TE	6-4	260	06/06/96	22	R	Indiana	Baltimore, Md.	D4a '18	4/3/0/0

CAROLINA PANTHERS BY POSITION



No	Name	Pos	Ht	Wt	DOB	Age	Exp	College	Hometown	How Acq	
QUARTERBACKS (2)											
6	Heinicke, Taylor	QB	6-1	210	03/15/93	25	3	Old Dominion	Lawrenceville, Ga.	FA '18	0/0/4/0
1	Newton, Cam	QB	6-5	245	05/11/89	29	8	Auburn	College Park, Ga.	D1 '11	4/4/0/0
RUNNING BACKS (4)											
20	Anderson, CJ	RB	5-8	225	02/10/91	27	6	California	Vallejo, Calif.	FA '18	4/1/0/0
40	Armah, Alex	FB	6-2	255	05/17/94	24	2	West Georgia	Lawrenceville, Ga.	D6 '17	4/1/0/0
34	Artis-Payne, Cameron	RB	5-10	215	06/23/90	28	4	Auburn	Harrisburg, Pa.	D5b '15	2/0/0/2
22	McCaffrey, Christian	RB	5-11	205	06/07/96	20	2	Stanford	Highlands Ranch, Colo.	D1 '17	4/4/0/0
WIDE RECEIVERS (6)											
18	Byrd, Damiere	WR	5-9	180	01/27/93	25	3	South Carolina	Sicklerville, N.J.	FA '15	2/0/0/2
17	Funchess, Devin	WR	6-4	225	05/21/94	24	4	Michigan	Farmington, Mich.	D2 '15	4/4/0/0
12	Moore, DJ	WR	6-0	210	04/14/97	21	R	Maryland	Philadelphia, Pa.	D1 '18	4/0/0/0
10	Samuel, Curtis	WR	5-11	195	08/11/96	22	2	Ohio State	Brooklyn, N.Y.	D2a '17	1/0/0/3
11	Smith, Torrey	WR	6-0	205	01/26/89	29	8	Maryland	Falmouth, Va.	TR '18 (PHI)	4/3/0/0
13	Wright, Jarius	WR	5-10	191	11/25/89	28	7	Arkansas	Warren, Ark.	FA '18	4/3/0/0
TIGHT ENDS (3)											
82	Manhertz, Chris	TE	6-6	255	04/10/92	26	3	Canisius	New York, N.Y.	WV '16 (NO)	4/0/0/0
88	Olsen, Greg	TE	6-5	255	03/11/85	33	12	Miami (Fla.)	Wayne, N.J.	TR '11 (CHI)	1/1/0/3
80	Thomas, Ian	TE	6-4	260	06/06/96	22	R	Indiana	Baltimore, Md.	D4a '18	4/3/0/0
OFFENSIVE LINEMEN (9)											
74	Clark, Chris	T	6-5	305	10/01/85	33	9	Southern Mississippi	New Orleans, La.	FA '18	3/3/0/0
67	Kalil, Ryan	C	6-2	300	03/29/85	33	12	Southern California	Corona, Calif.	D2b '07	4/4/0/0
69	Larsen, Tyler	C	6-4	325	07/08/91	27	3	Utah State	Sandy, Utah	FA '16	4/2/0/0
63	Mahon, Brendan	G	6-4	320	01/17/95	23	R	Penn State	Randolph, N.J.	FA '18	2/0/0/2
72	Moton, Taylor	T	6-5	325	03/18/94	22	2	Western Michigan	Okemos, Mich.	D2b '17	4/4/0/0
71	Newhouse, Marshall	T	6-4	330	09/29/88	30	9	Texas Christian	Dallas, Texas	TR '18 (BUF)	0/0/1/0
65	Silatolu, Amini	T	6-4	305	09/16/88	30	6	Midwestern State	Tracy, Calif.	FA '17	4/0/0/0
70	Turner, Trai	G	6-3	315	06/14/93	25	5	Louisiana State	New Orleans, La.	D3 '14	2/2/0/2
73	Van Roten, Greg	G	6-3	305	02/26/90	28	4	Pennsylvania	Mineola, N.Y.	FA'17	4/4/0/0
SPECIALISTS (3)											
9	Gano, Graham	K	6-2	202	04/09/87	31	9	Florida State	Cantonment, Fla.	FA '12	4/0/0/0
44	Jansen, J.J.	LS	6-2	235	01/20/86	32	11	Notre Dame	Phoenix, Ariz.	TR '09 (GB)	4/0/0/0
5	Palardy, Michael	P	5-11	200	07/06/92	26	3	Tennessee	Fort Lauderdale, Fla.	FA '16	4/0/0/0
DEFENSIVE LINEMEN (10)											
97	Addison, Mario	DE	6-3	260	09/06/87	31	8	Troy	Tarrant, Ala.	FA '12	4/4/0/0
92	Butler, Vernon	DT	6-4	330	06/14/94	24	3	Louisiana Tech	Summit, Miss.	D1 '16	4/0/0/0
91	Cox Jr., Bryan	DE	6-3	270	06/25/94	24	2	Florida	Ft. Lauderdale, Fla.	FA '17	2/0/0/2
98	Haynes, Marquis	DE	6-2	235	12/16/93	24	R	Mississippi	Jacksonville, Fla.	D4b '18	1/0/0/3
96	Horton, Wes	DE	6-5	265	12/17/89	28	6	Southern California	Sherman Oaks, Calif.	FA '16	4/3/0/0
93	Love, Kyle	DT	6-1	310	11/18/86	31	7	Mississippi State	College Park, Ga.	FA '16	4/0/0/0
94	Obada, Efe	DE	6-6	265	04/13/92	26	1	none	London, England	FA '17	2/0/0/2
90	Peppers, Julius	DE	6-7	295	01/18/80	38	17	North Carolina	Bailey, N.C.	UFA '17 (GB)	4/1/0/0
95	Poe, Dontari	DT	6-3	346	08/18/90	27	7	Memphis	Memphis, Tenn.	UFA '18 (ATL)	4/4/0/0
99	Short, Kawann	DT	6-3	315	02/02/89	29	6	Purdue	East Chicago, Ind.	D2 '13	4/4/0/0
LINEBACKERS (8)											
56	Carter Jr, Jermaine	LB	6-1	225	01/14/95	23	R	Maryland	Rockville, Md.	D5 '18	4/0/0/0
58	Davis, Thomas	LB	6-1	235	03/22/83	35	14	Georgia	Shellman, Ga.	D1 '05	0/0/0/0
53	Jacobs, Ben	LB	6-4	240	04/17/88	30	5	Fresno State	Las Vegas, Nev.	FA '16	4/0/0/0
59	Kuechly, Luke	LB	6-3	238	04/20/91	27	7	Boston College	Cincinnati, Ohio	D1 '12	4/4/0/0
55	Mayo, David	LB	6-2	245	08/08/93	25	4	Texas State	Scappoose, Ore	D5a '15	4/4/0/0
52	Norris, Jared	LB	6-1	238	07/19/93	25	3	Utah	Bakersfield, Calif.	FA '16	3/0/0/1
57	Smith, Andre	LB	6-0	240	04/20/97	21	R	North Carolina	Jacksonville, Fla.	D7a '18	1/0/0/3
54	Thompson, Shaq	LB	6-0	230	04/21/94	24	4	Washington	Sacramento, Calif.	D1 '15	4/4/0/0
DEFENSIVE BACKS (9)											
29	Adams, Mike	S	5-11	205	03/24/81	37	15	Delaware	Wayne, N.J.	UFA '17 (IND)	4/4/0/0
24	Bradberry, James	CB	6-1	212	08/04/93	25	3	Samford	Pleasant Grove, Ala.	D2 '16	4/4/0/0
35	Elder, Corn	CB	5-10	185	10/09/94	24	2	Miami (Fla.)	Nashville, Tenn.	D5 '17	3/0/0/1
28	Gaulden, Rashaan	S	6-1	200	01/23/95	23	R	Tennessee	Spring Hill, Tenn.	D3 '18	4/0/0/0
23	Hawkins, Josh	CB	5-10	190	01/23/93	25	3	East Carolina	Winston-Salem, N.C.	FA '18	2/0/0/0
26	Jackson, Donte	CB	5-10	180	11/08/95	22	R	Louisiana State	Metarie, La.	D2 '18	4/4/0/0
42	Jones, Colin	S	6-0	205	10/27/87	30	8	Texas Christian	Bridgeport, Texas	TR '12 (SF)	4/1/0/0
41	Munnerlyn, Captain	CB	5-9	195	04/10/88	30	10	South Carolina	Mobile, Ala.	UFA '17 (MIN)	4/1/0/0
25	Reid, Eric	S	6-1	215	12/10/91	26	6	Louisiana State	Geismar, La.	FA '18	1/1/0/0

CAROLINA PANTHERS / WEEK 5 / THROUGH SUNDAY, OCTOBER 7, 2018

WON 3, LOST 1			* RUSHING			No.	Yds	Avg	Long	TD				
09/09 W 16- 8	Dallas	74,532	McCaffrey	63	329	5.2	45	0						
09/16 L 24-31	at Atlanta	72,528	Newton	36	165	4.6	29	3						
09/23 W 31-21	Cincinnati	72,161	C. Anderson	16	84	5.3	22	0						
10/07 W 33-31	N.Y. Giants	74,221	Moore	3	28	9.3	18	0						
10/14	at Washington		Armah	4	10	2.5	4	1						
10/21	at Philadelphia		TEAM	122	616	5.0	45	4						
10/28	Baltimore		OPPONENTS	83	380	4.6	36	4						
11/04	Tampa Bay		* RECEIVING	No.	Yds	Avg	Long	TD						
11/08	at Pittsburgh		McCaffrey	27	192	7.1	18t	1						
11/18	at Detroit		Funchess	18	238	13.2	27	1						
11/25	Seattle		Wright	12	117	9.8	27	1						
12/02	at Tampa Bay		Thomas	10	72	7.2	27	0						
12/09	at Cleveland		T. Smith	7	67	9.6	26	1						
12/17	New Orleans		Moore	6	103	17.2	51t	1						
12/23	Atlanta		Samuel	2	37	18.5	25t	1						
12/30	at New Orleans		Olsen	2	33	16.5	19	0						
	Car.	Opp.	C. Anderson	1	24	24.0	24t	1						
TOTAL FIRST DOWNS			91	83	TEAM	85	883	10.4	51t	7				
Rushing			32	23	OPPONENTS	94	1177	12.5	57t	7				
Passing			51	55	* INTERCEPTIONS	No.	Yds	Avg	Long	TD				
Penalty			8	5	Jackson	3	0	0.0	0	0				
3rd Down: Made/Att			19/49	12/39	Adams	2	18	9.0	18	0				
3rd Down Pct.			38.8	30.8	Kuechly	1	0	0.0	0	0				
4th Down: Made/Att			2/3	1/3	Obada	1	0	0.0	0	0				
4th Down Pct.			66.7	33.3	TEAM	7	18	2.6	18	0				
POSSESSION AVG.			32:34	27:26	OPPONENTS	3	69	23.0	29	0				
TOTAL NET YARDS			1459	1502	* PUNTING	No.	Yds	Avg	Net	TB In Lg B				
Avg. Per Game			364.8	375.5	Palardy	17	796	46.8	43.3	1 10 59 0				
Total Plays			259	232	TEAM	17	796	46.8	43.3	1 10 59 0				
Avg. Per Play			5.6	6.5	OPPONENTS	15	703	46.9	40.7	1 7 56 0				
NET YARDS RUSHING			616	380	* PUNT RETURNS	Ret	FC	Yds	Avg	Long	TD			
Avg. Per Game			154.0	95.0	Byrd	4	2	44	11.0	30	0			
Total Rushes			122	83	Moore	4	2	28	7.0	15	0			
NET YARDS PASSING			843	1122	TEAM	8	4	72	9.0	30	0			
Avg. Per Game			210.8	280.5	OPPONENTS	7	8	40	5.7	15	0			
Sacked/Yards Lost			7/40	9/55	* KICKOFF RETURNS	No.	Yds	Avg	Long	TD				
Gross Yards			883	1177	Moore	1	26	26.0	26	0				
Att./Completions			130/85	140/94	TEAM	1	26	26.0	26	0				
Completion Pct.			65.4	67.1	OPPONENTS	5	153	30.6	50	0				
Had Intercepted			3	7	* FIELD GOALS	1-19	20-29	30-39	40-49	50+				
PUNTS/AVERAGE			17/46.8	15/46.9	Gano	0/ 0	1/ 1	1/ 1	3/ 3	2/ 2				
NET PUNTING AVG.			17/43.3	15/40.7	TEAM	0/ 0	1/ 1	1/ 1	3/ 3	2/ 2				
PENALTIES/YARDS			23/168	24/209	OPPONENTS	0/ 0	0/ 0	1/ 1	2/ 3	1/ 2				
FUMBLES/BALL LOST			4/1	6/2	Gano: (27G) (54G) (40G) (47G,47G,39G,63G)									
TOUCHDOWNS			12	11	OPP: (47N) (44G) (53N) (42G,53G,36G)									
Rushing			4	4										
Passing			7	7										
Returns			1	0										
* SCORE BY PERIODS			Q1	Q2	Q3	Q4	OT	PTS						
TEAM			17	44	7	36	0	104						
OPPONENTS			13	31	17	30	0	91						
* SCORING			TD-Ru-Pa-Rt	K-PAT	FG	S	PTS							
Gano			0 0 0 0	11/11	7/ 7	0	32							
Newton			3 3 0 0			0	18							
C. Anderson			1 0 1 0			0	6							
Armah			1 1 0 0			0	6							
Funchess			1 0 1 0			0	6							
Jones			1 0 0 1			0	6							
McCaffrey			1 0 1 0			0	6							
Moore			1 0 1 0			0	6							
Samuel			1 0 1 0			0	6							
T. Smith			1 0 1 0			0	6							
Wright			1 0 1 0			0	6							
TEAM			12 4 7 1	11/11	7/ 7	0	104							
OPPONENTS			11 4 7 0	9/ 9	4/ 6	0	91							
2-Pt Conv: TM 0-1, OPP 2-2														
SACKS: Addison 2.5, Short 2, Horton 1.5,														
Thompson 1, Kuechly 1, Obada 1, TM 9, OPP 7														
FUM/LOST: Newton 2/0, McCaffrey 1/1,														
Wright 1/0														
* PASSING			Att	Cmp	Yds	Cmp%	Yds/Att	TD	TD%	Int	Int%	Long	Sack/Lost	Rating
Newton			130	85	883	65.4	6.79	7	5.4	3	2.3	51t	7/ 40	93.2
TEAM			130	85	883	65.4	6.79	7	5.4	3	2.3	51t	7/ 40	93.2
OPPONENTS			140	94	1177	67.1	8.41	7	5.0	7	5.0	57t	9/ 55	88.9

CAROLINA PANTHERS 2018 REGULAR SEASON DEFENSIVE STATISTICS (coaches film review)

PLAYER	TACKLES			SACKS	QBP	FF	FR	INT	YDS	PD	TD
	TOTAL	SOLO	ASSIST								
Luke Kuechly	34	28	6	1.0	1	-	-	1	0	-	-
Donte Jackson	26	25	1	-	-	1	-	3	0	1	-
Shaq Thompson	26	15	11	1.0	4	-	-	-	-	-	-
Mike Adams	24	23	1	-	-	-	-	2	18	-	-
James Bradberry	19	16	2	-	1	-	-	-	-	8	-
Mario Addison	12	9	4	2.5	1	1	-	-	-	-	-
Kawann Short	12	8	4	2.0	-	1	-	-	-	-	-
Colin Jones	11	9	2	-	-	-	-	-	-	-	-
Dontari Poe	9	3	6	-	-	-	-	-	-	-	-
Julius Peppers	7	7	0	-	1	-	-	-	-	1	-
Da'Norris Searcy	7	5	2	-	-	-	-	-	-	-	-
Captain Munneryn	7	5	2	-	3	-	1	-	-	2	-
Vernon Butler	6	3	3	-	1	-	-	-	-	-	-
Wes Horton	5	3	2	1.5	2	-	-	-	-	-	-
Kyle Love	5	4	1	-	-	-	-	-	-	1	-
Rashaan Gaulden	4	3	1	-	-	-	-	-	-	-	-
David Mayo	4	2	2	-	2	-	-	-	-	-	-
Corn Elder	3	1	2	-	-	-	-	-	-	-	-
Bryan Cox, Jr.	3	2	1	-	1	-	-	-	-	-	-
Eric Reid	3	3	0	-	-	-	-	-	-	-	-
Efe Obada	2	2	0	1.0	1	-	-	1	0	2	-
Jermaine Carter, Jr.	1	1	0	-	1	-	-	-	-	-	-

CAROLINA PANTHERS 2018 REGULAR SEASON SPECIAL TEAMS STATISTICS

PLAYER	TACKLES	FF	FR	BLK	TD
Ben Jacobs	4	-	-	-	-
Ian Thomas	2	-	-	-	-
Alex Armah	1	-	-	-	-
Lorenzo Doss	1	-	-	-	-
Rashaan Gaulden	1	-	-	-	-
Marquis Haynes	1	-	-	-	-
J.J. Jansen	1	-	-	-	-
David Mayo	1	-	-	-	-
Jared Norris	1	-	-	-	-
Andre Smith	1	-	-	-	-
Colin Jones	-	-	1	-	1



***GAME-BY-GAME
STATISTICS***

CAROLINA PANTHERS - 2018

TEAM STATISTICS

	FIRST DOWNS				THIRD DOWN			TOTAL OFFENSE								INT BY PANTHERS				PUNTS	PUNT RETURNS					KO RETURNS				PEN.	FUM	SCORING							
	T	R	Pa	Pe	MADE	ATT	%	YDS	PLAYS	RUSH	ATT	PASS	ATT	COM	INT	SK (YDS)	NO	YDS	LG	TD	NO-AVG.	NO	YDS	FC	LG	TD	NO	YDS	LG	TD	NO (YDS)	NO (LT)	TDS	RU	PA	RT	PAT(K)	2-pt.	FG
09-09 DALLAS	20	9	9	2	4	12	33.3	293	61	147	32	146	26	17	0	3 (15)	0	0	0	0	6-47.8	4	62	2	30	0	0	0	-	0	9 (80)	2 (1)	2	2	0	0	1 (1)	0	1
09-16 at Atlanta	27	6	20	1	5	11	45.5	439	65	121	18	318	45	32	1	2 (17)	1	0	0	0	4-47.8	2	9	0	5	0	1	26	26	0	7 (49)	0 (0)	3	0	3	0	3 (3)	0	1
09-23 CINCINNATI	23	11	10	2	6	13	46.2	377	66	230	41	147	24	15	0	1 (3)	4	4	4	0	4-41.3	1	4	1	4	0	0	0	-	0	3 (17)	1 (0)	4	2	2	0	4 (4)	0	1
10-07 NEW YORK GIANTS	21	6	12	3	4	13	30.8	350	67	118	31	232	35	21	2	1 (5)	2	18	18	0	3-51.0	1	-3	1	-3	0	0	0	-	0	4 (22)	1 (0)	3	0	2	1	3 (3)	0	4
REGULAR SEASON TOTALS	91	32	51	8	19	49	38.8	1459	259	616	122	843	130	85	3	6 (40)	7	22	18	0	17-46.8	8	72	4	30	0	1	26	26	0	23 (168)	4 (1)	12	4	7	1	11 (11)	0	7

	FIRST DOWNS				THIRD DOWN			TOTAL OFFENSE									INT BY OPPONENTS				PUNTS	PUNT RETURNS					KO RETURNS				PEN.	FUM	SCORING							
	T	R	Pa	Pe	MADE	ATT	%	YDS	PLAYS	RUSH	ATT	PASS	ATT	COM	INT	SK (YDS)	NO	YDS	LG	TD	NO-AVG.	NO	YDS	FC	LG	TD	NO	YDS	LG	TD	NO(YDS)	NO(LT)	TDS	RU	PA	RT	PAT(K)	2-pt.	FG	
09-09 DALLAS	17	4	10	3	2	11	18.2	232	57	94	22	138	29	19	0	6 (32)	0	0	0	0	6-48.8	2	13	3	15	0	4	0	-	0	10 (85)	1 (1)	1	1	0	0	0 (0)	1	0	
09-16 at Atlanta	23	10	12	1	6	11	54.5	442	60	170	32	272	28	23	1	0 (0)	1	28	28	0	4-44.8	1	3	2	3	0	2	50	32	0	2 (26)	1 (0)	4	2	2	0	4 (4)	0	1	
09-23 CINCINNATI	25	6	18	1	4	10	40.0	396	61	66	13	330	46	29	4	2 (22)	0	0	0	0	3-44.0	1	9	3	9	0	6	0	-	0	4 (36)	0 (0)	3	1	2	0	3 (3)	0	0	
10-07 NEW YORK GIANTS	18	3	15	0	0	7	0.0	432	54	50	16	382	37	23	2	1 (1)	2	41	29	0	2-49.5	3	15	0	15	0	3	103	29	0	8 (62)	1 (1)	3	0	3	0	2 (2)	1	3	
REGULAR SEASON TOTALS	83	23	55	5	12	39	30.8	1502	232	380	83	1122	140	94	7	9 (55)	3	69	29	0	15-46.9	7	40	8	15	0	15	153	32	0	24 (209)	3 (2)	11	4	7	0	9 (9)	2	4	

CAROLINA PANTHERS - 2018 SCORING SUMMARY

	PANTHERS							OPPONENT						
	1ST	2ND	3RD	4TH	OT	TOTAL	PANTHERS FIELD GOALS	1ST	2ND	3RD	4TH	OT	TOTAL	OPPONENT FIELD GOALS
09-09 DALLAS	0	10	0	6		16	G. Gano (27)	0	0	0	8		8	
09-16 at Atlanta	3	7	0	14		24	G. Gano (54)	3	14	7	7		31	M. Bryant (44)
09-23 CINCINNATI	7	14	7	3		31	G. Gano (40)	7	7	7	0		21	
10-07 NEW YORK GIANTS	7	13	0	13		33	G. Gano (47, 47, 39, 63)	3	10	3	15		31	A. Rosas (42, 53, 36)
TOTALS	17	44	7	36	0	104	7/7 FGs	13	31	17	30	0	91	4/6 FGs

CAROLINA PANTHERS - 2018

PASSING

6 HEINICKE

	W/L	P/S	ATT	COMP	YDS	PCT	TD	INT	LG	SACKS (LOST)	RATING
09-09 DALLAS	W										-
09-16 at Atlanta	L										
09-23 CINCINNATI	W										
10-07 NEW YORK GIANTS	W										
2018 TOTALS		0/0	0	0	0	-	0	0	0	0 (0)	-
PANTHERS TOTALS		0/0	0	0	0	-	0	0	0	0 (0)	-
CAREER TOTALS		1/0	1	1	10	100.0	0	0	10	1 (16)	-

1 NEWTON

								SACKS (LOST)	
P/S	ATT	COMP	YDS	PCT	TD	INT	LG		RATING
S	26	17	161	65.4	0	0	19	3 (15)	82.4
S	45	32	335	71.1	3	1	51	2 (17)	105.3
S	24	15	150	62.5	2	0	27	1 (3)	108.0
S	35	21	237	60.0	2	2	27	1 (5)	75.5
4/4	130	85	883	65.4	7	3	51	7 (40)	93.2
113/112	3550	2086	25957	58.8	165	97	91	263 (1983)	85.6
113/112	3550	2086	25957	58.8	165	97	91	263 (1983)	85.6

S = Started
P = Played
blank space indicates not on roster

CAROLINA PANTHERS - 2018
RECEIVING - PAGE 1

	20 ANDERSON						
	W/L	P/S	NO	YDS	AVG	LG	TD
09-09 DALLAS	W	P	0	0	-	-	0
09-16 at Atlanta	L	S	0	0	-	-	0
09-23 CINCINNATI	W	P	1	24	24.0	24	1
10-07 NEW YORK GIANTS	W	P	0	0	-	-	0
2018 TOTALS		4/1	1	24	24.0	24	1
PANTHERS TOTALS		4/1	1	24	24.0	24	1
CAREER TOTALS		62/37	104	883	8.5	51	5

P/S	NO	YDS	AVG	LG	TD
P	0	0	-	-	0
P	0	0	-	-	0
P	0	0	-	-	0
S	0	0	-	-	0
4/1	0	0	#DIV/0!	0	0
13/1	0	0	#DIV/0!	-	0
13/1	0	0	#DIV/0!	-	0

[illegible]

P/S	NO	YDS	AVG	LG	TD
P	0	0	-	-	0
INACTIVE					
INACTIVE					
P	0	0	-	-	0
2/0	0	0	#DIV/0!	0	0
11/3	11	121	11.0	31	2
11/3	11	121	11.0	31	2

	17 FUNCHES						
	W/L	P/S	NO	YDS	AVG	LG	TD
09-09 DALLAS	W	S	3	41	13.7	15	0
09-16 at Atlanta	L	S	7	77	11.0	27	0
09-23 CINCINNATI	W	S	4	67	16.8	27	1
10-07 NEW YORK GIANTS	W	S	4	53	13.3	21	0
2018 TOTALS		4/4	18	238	13.2	27	1
PANTHERS TOTALS		51/32	135	1922	14.2	52	18
CAREER TOTALS		51/32	135	1922	14.2	52	18

82 MANHERTZ					
P/S	NO	YDS	AVG	LG	TD
P	0	0	-	-	0
P	0	0	-	-	0
P	0	0	-	-	0
S	0	0	-	-	0
4/1	0	0	#DIV/0!	0	0
23/5	3	27	9.0	11	0
27/7	3	27	9.0	11	0

22 MCCAFFREY					
P/S	NO	YDS	AVG	LG	TD
S	6	45	7.5	14	0
S	14	102	7.3	28	0
S	2	10	5.0	11	0
S	5	35	7.0	18	1
4/4	27	192	7.1	28	1
20/14	107	843	7.9	37	6
20/14	107	843	7.9	37	6

P/S	NO	YDS	AVG	LG	TD
P	0	0	-	-	0
P	1	51	51.0	51	1
P	1	3	3.0	3	0
P	4	49	12.3	20	0
4/0	6	103	17.2	51	1
4/0	6	103	17.2	51	1
4/0	6	103	17.2	51	1

S = Started
P = Played
blank space indicates not on roster

CAROLINA PANTHERS - 2018
RECEIVING - PAGE 2

	W/L	P/S	NO	YDS	AVG	LG	TD
09-09 DALLAS	W	S	2	33	16.5	19	0
09-16 at Atlanta	L				INACTIVE		
09-23 CINCINNATI	W				INACTIVE		
10-07 NEW YORK GIANTS	W				INACTIVE		
2018 TOTALS		1/0	2	33	16.5	19	0
PANTHERS TOTALS		104/101	447	5608	12.5	78	33
CAREER TOTALS		166/140	641	7589	11.8	78	53

P/S	NO	YDS	AVG	LG	TD
	INACTIVE				
	INACTIVE				
	INACTIVE				
P	2	37	18.5	25	1
1/0	2	37	18.5	25	1
10/4	17	152	8.9	23	1
10/4	17	152	8.9	23	1

11 SMITH					
P/S	NO	YDS	AVG	LG	TD
S	1	15	15.0	15	0
S	3	33	11.0	26	1
S	3	19	6.3	8	0
P	0	0	-	-	0
4/3	7	67	9.6	26	1
4/3	7	67	9.6	26	1
112/103	309	5018	16.2	76	40

80 THOMAS					
P/S	NO	YDS	AVG	LG	TD
P	2	4	2.0	7	0
S	2	10	5.0	8	0
S	3	20	6.7	18	0
S	3	38	12.7	27	0
4/3	10	72	7.2	27	0
4/3	10	72	7.2	27	0
4/3	10	72	7.2	27	0

	13 WRIGHT						
	W/L	P/S	NO	YDS	AVG	LG	TD
09-09 DALLAS	W	S	3	23	7.7	10	0
09-16 at Atlanta	L	P	5	62	12.4	22	1
09-23 CINCINNATI	W	S	1	7	7.0	7	0
10-07 NEW YORK GIANTS	W	P	3	25	8.3	27	0
2018 TOTALS		4/2	12	117	9.8	27	1
PANTHERS TOTALS		4/2	12	117	9.8	27	1
CAREER TOTALS		83/17	165	2156	13.1	87	11

S = Started
P = Played
blank space indicates not on roster

CAROLINA PANTHERS - 2018
RUSHING - PAGE 1

20 ANDERSON

	W/L	P/S	NO	YDS	AVG	LG	TD
09-09 DALLAS	W	P	7	35	5.0	9	0
09-16 at Atlanta	L	S	3	31	10.3	22	0
09-23 CINCINNATI	W	P	2	9	4.5	6	0
10-07 NEW YORK GIANTS	W	P	4	9	2.3	5	0
2018 TOTALS		4/1	16	84	5.3	22	0
PANTHERS TOTALS		4/1	16	84	5.3	22	0
CAREER TOTALS		62/37	709	3135	4.4	48	20

40 ARMAH

P/S	NO	YDS	AVG	LG	TD
P	1	1	1.0	1	1
P	1	4	4.0	4	0
P	1	1	1.0	1	0
S	1	4	4.0	4	0
4/1	4	10	2.5	4	1
13/1	4	10	2.5	4	1
13/1	4	10	2.5	4	1

34 ARTIS-PAYNE

P/S	NO	YDS	AVG	LG	TD
	INACTIVE				
P	0	0	-	-	0
P	0	0	-	-	0
	INACTIVE				
2/0	0	0	#DIV/0!	0	0
25/3	99	422	4.3	43	4
25/3	99	422	4.3	43	4

22 MCCAFFREY

P/S	NO	YDS	AVG	LG	TD
S	10	50	5.0	15	0
S	8	37	4.6	11	0
S	28	184	6.6	45	0
S	17	58	3.4	14	0
4/4	63	329	5.2	45	0
20/14	180	764	4.2	40	2
20/14	180	764	4.2	40	2

12 MOORE

	W/L	P/S	NO	YDS	AVG	LG	TD
09-09 DALLAS	W	P	1	3	3.0	3	0
09-16 at Atlanta	L	P	1	7	7.0	7	0
09-23 CINCINNATI	W	P	0	0	0.0	0	0
10-07 NEW YORK GIANTS	W	P	1	18	0.0	18	0
2018 TOTALS		4/0	3	28	9.3	18	0
PANTHERS TOTALS		4/0	3	28	9.3	18	0
CAREER TOTALS		4/0	3	28	9.3	18	0

1 NEWTON

P/S	NO	YDS	AVG	LG	TD
S	13	58	4.5	29	1
S	5	42	8.4	16	0
S	10	36	3.6	12	2
S	8	29	3.6	9	0
4/4	36	165	4.6	29	3
113/112	864	4485	5.2	72	57
113/112	864	4485	5.2	72	57

S = Started

P = Played

blank space indicates not on roster

CAROLINA PANTHERS - 2018 PUNTING

5 PALARDY

	P/S	NO	YDS	AVG	TB	IN20	LG	BLK	NET
09-09 DALLAS	1/0	6	287	47.8	1	3	52	0	42.3
09-16 at Atlanta	1/0	4	191	47.8	0	2	53	0	47.0
09-23 CINCINNATI	1/0	4	165	41.3	0	3	59	0	39.0
10-07 NEW YORK GIANTS	1/0	3	153	51.0	0	2	55	0	46.0
2018 TOTALS	4/0	17	796	46.8	1	10	59	0	43.3
PANTHERS TOTALS	27/0	124	5596	45.1	7	48	63	0	41.2
CAREER TOTALS	27/0	124	5596	45.1	7	48	63	0	41.2

CAROLINA PANTHERS - 2018

PUNT RETURNS

	18 BYRD					
	NO	YDS	AVG	FC	LG	TD
09-09 DALLAS	3	47	15.7	1	30	0
09-16 at Atlanta		INACTIVE				
09-23 CINCINNATI		INACTIVE				
10-07 NEW YORK GIANTS	1	-3	-3.0	1	-3	0
2018 TOTALS	4	44	11.0	2	30	0
PANTHERS TOTALS	5	53	10.6	2	30	0
CAREER TOTALS	5	53	10.6	2	30	0

22 MCCAFFREY					
NO	YDS	AVG	FC	LG	TD
0	0	-	0	0	0
0	0	-	0	0	0
0	0	-	0	0	0
0	0	-	0	0	0
0	0	0.0	0	0	0
22	162	7.4	9	21	0
22	162	7.4	9	21	0

[illegible]

CAROLINA PANTHERS - 2018 KICKOFF RETURNS

	18 BYRD					
	NO	YDS	AVG	FC	LG	TD
09-09 DALLAS	0	0	-	0	0	0
09-16 at Atlanta		INACTIVE				
09-23 CINCINNATI		INACTIVE				
10-07 NEW YORK GIANTS	0	0	-	0	0	0
2018 TOTALS	0	0	#DIV/0!	0	0	0
PANTHERS TOTALS	8	260	32.5	0	103	1
CAREER TOTALS	8	260	32.5	0	103	1

22 MCCAFFREY					
NO	YDS	AVG	FC	LG	TD
0	0	-	0	0	0
0	0	-	0	0	0
0	0	-	0	0	0
0	0	-	0	0	0
0	0	0.0	0	0	0
3	58	19.3	0	21	0
3	58	19.3	0	21	0

12 MOORE					
NO	YDS	AVG	FC	LG	TD
0	0	-	0	0	0
1	26	26.0	0	26	0
0	0	-	0	0	0
0	0	-	0	0	0
1	26	26.0	0	26	0
1	26	26.0	0	26	0
1	26	26.0	0	26	0

	10 SAMUEL					
	NO	YDS	AVG	FC	LG	TD
09-09 DALLAS	INACTIVE					
09-16 at Atlanta	INACTIVE					
09-23 CINCINNATI	INACTIVE					
10-07 NEW YORK GIANTS	0	0	-	0	0	0
2018 TOTALS	0	0	-	0	0	0
PANTHERS TOTALS	10	221	22.1	0	33	0
CAREER TOTALS	10	221	22.1	0	33	0

CAROLINA PANTHERS - 2018
INTERCEPTIONS - PAGE 1

	29 ADAMS				
	NO	YDS	AVG	LG	TD
09-09 DALLAS	0	0	0.0	0	0
09-16 at Atlanta	0	0	0.0	0	0
09-23 CINCINNATI	0	0	0.0	0	0
10-07 NEW YORK GIANTS	2	18	9.0	18	0
2018 TOTALS	2	18	9.0	18	0
PANTHERS TOTALS	4	60	15.0	40	0
CAREER TOTALS	29	344	11.9	56	2

24 BRADBERRY				
NO	YDS	AVG	LG	TD
0	0	0.0	0	0
0	0	0.0	0	0
0	0	0.0	0	0
0	0	0.0	0	0
0	0	#DIV/0!	0	0
4	24	6.0	16	0
4	24	6.0	16	0

58 DAVIS				
NO	YDS	AVG	LG	TD
RESERVE/SUSPENDED				
RESERVE/SUSPENDED				
RESERVE/SUSPENDED				
RESERVE/SUSPENDED				
0	0	#DIV/0!	0	0
13	79	6.1	31	0
13	79	6.1	31	0

26 JACKSON				
NO	YDS	AVG	LG	TD
0	0	0.0	0	0
1	0	0.0	0	0
2	0	0.0	0	0
0	0	0.0	0	0
3	0	0.0	0	0
3	0	0.0	0	0
3	0	0	0	0

	42 JONES				
	NO	YDS	AVG	LG	TD
09-09 DALLAS	0	0	0.0	0	0
09-16 at Atlanta	0	0	0.0	0	0
09-23 CINCINNATI	0	0	0.0	0	0
10-07 NEW YORK GIANTS	0	0	0.0	0	0
2018 TOTALS	0	0	#DIV/0!	0	0
PANTHERS TOTALS	2	10	5.0	10	0
CAREER TOTALS	2	10	5.0	10	0

NO	YDS	AVG	LG	TD
0	0	0.0	0	0
0	0	0.0	0	0
1	0	0.0	0	0
0	0	0.0	0	0
1	0	0.0	0	0
16	127	7.9	32	1
16	127	7.9	32	1

41 MUNNERLYN				
NO	YDS	AVG	LG	TD
0	0	0.0	0	0
0	0	0.0	0	0
0	0	0.0	0	0
0	0	0.0	0	0
0	0	#DIV/0!	0	0
7	230	32.9	74	5
11	261	23.7	74	5

94 OBADA				
NO	YDS	AVG	LG	TD
INACTIVE				
INACTIVE				
1	0	0.0	0	0
0	0	0.0	0	0
1	0	0.0	0	0
1	0	0.0	0	0
1	0	0.0	0	0

CAROLINA PANTHERS - 2018

INTERCEPTIONS - PAGE 2

	90 PEPPERS				
	NO	YDS	AVG	LG	TD
09-09 DALLAS	0	0	0.0	0	0
09-16 at Atlanta	0	0	0.0	0	0
09-23 CINCINNATI	0	0	0.0	0	0
10-07 NEW YORK GIANTS	0	0	0.0	0	0
2018 TOTALS	0	0	#DIV/0!	0	0
PANTHERS TOTALS	6	177	29.5	97	2
CAREER TOTALS	11	293	26.6	97	3

	21 SEARCY				
	NO	YDS	AVG	LG	TD
	0	0	0.0	0	0
	0	0	0.0	0	0
INJURED RESERVE					
INJURED RESERVE					
	0	0	#DIV/0!	0	0
	0	0	#DIV/0!	0	0
	8	115	14.4	70	1

	54 THOMPSON				
	NO	YDS	AVG	LG	TD
	0	0	0.0	0	0
	0	0	0.0	0	0
	0	0	0.0	0	0
	0	0	0.0	0	0
	0	0	#DIV/0!	0	0
	1	12	12.0	12	0
	1	12	12.0	12	0

CAROLINA PANTHERS - 2018
DEFENSE - PAGE 1

		29 ADAMS									
		TACKLES				SCKS	QBP	FR	FF	PD	TD
	W/L	P/S	TOTAL	SOLO	ASST						
09-09 DALLAS	W	S	5	4	1	0.0	0	0	0	0	0
09-16 at Atlanta	L	S	5	5	0	0.0	0	0	0	0	0
09-23 CINCINNATI	W	S	7	7	0	0.0	0	0	0	0	0
10-07 NEW YORK GIANTS	W	S	7	7	0	0.0	0	0	0	0	0
2018 TOTALS		4/4	24	23	1	0.0	0	0	0	0	0
PANTHERS TOTALS		20/20	99	91	8	0.0	0	2	1	10	0
CAREER TOTALS		210/137	836	649	187	6.0	-	16	12	84	2

97 ADDISON									
TACKLES				SCKS	QBP	FR	FF	PD	TD
P/S	TOTAL	SOLO	ASST						
S	4	2	2	1.5	0	0	1	0	0
S	5	4	1	0.0	0	0	0	0	0
S	2	2	1	1.0	1	0	0	0	0
S	1	1	0	0.0	0	0	0	0	0
4/4	12	9	4	2.5	1	0	1	0	0
84/24	142	97	46	38.0	128	5	7	2	0
99/24	151	104	50	39.0	130	5	8	2	0

	TACKLES			SCKS	QBP	FR	FF	PD	TD
P/S	TOTAL	SOLO	ASST						
S	1	1	0	0.0	1	0	0	1	0
S	7	5	2	0.0	0	0	0	1	0
S	4	4	0	0.0	0	0	0	4	0
S	7	6	1	0.0	0	0	0	2	0
4/4	19	16	3	0.0	1	0	0	8	0
33/33	153	137	16	1.0	1	0	2	31	0
33/33	153	137	16	1.0	1	0	2	31	0

		TACKLES			92 BUTLER						
	W/L	P/S	TOTAL	SOLO	ASST	SCKS	QBP	FR	FF	PD	TD
09-09 DALLAS	W	P	2	1	1	0.0	0	0	0	0	0
09-16 at Atlanta	L	P	1	1	0	0.0	0	0	0	0	0
09-23 CINCINNATI	W	P	1	0	1	0.0	1	0	0	0	0
10-07 NEW YORK GIANTS	W	P	2	1	1	0.0	0	0	0	0	0
2018 TOTALS		4/0	6	3	3	0.0	1	0	0	0	0
PANTHERS TOTALS		27/0	31	21	10	1.5	16	1	0	3	0
CAREER TOTALS		27/0	31	21	10	1.5	16	1	0	3	0

	TACKLES								
P/S	TOTAL	SOLO	ASST	SCKS	QBP	FR	FF	PD	TD
P	0	0	0	0.0	0	0	0	0	0
P	0	0	0	0.0	0	0	0	0	0
P	0	0	0	0.0	0	0	0	0	0
P	1	1	0	0.0	1	0	0	0	0
4/0	1	1	0	0.0	1	0	0	0	0
4/0	1	1	0	0.0	1	0	0	0	0
4/0	1	1	0	0.0	1	0	0	0	0

[illegible]

S = Started
P = Played
blank space indicates not on roster

CAROLINA PANTHERS - 2018
DEFENSE- PAGE 2

58 DAVIS												
	W/L	P/S	TACKLES			SCKS	QBP	FR	FF	PD	TD	
			TOTAL	SOLO	ASST							
09-09 DALLAS	W		SUSPENDED									
09-16 at Atlanta	L		SUSPENDED									
09-23 CINCINNATI	W		SUSPENDED									
10-07 NEW YORK GIANTS	W		SUSPENDED									
				</								

[illegible]

35 ELDER									
TACKLES									
P/S	TOTAL	SOLO	ASST	SCKS	QBP	FR	FF	PD	TD
P	0	0	0	0.0	0	0	0	0	0
P	3	1	2	0.0	0	0	0	0	0
P	0	0	0	0.0	0	0	0	0	0
INACTIVE									
3/0	3	1	2	0.0	0	0	0	0	0
3/0	3	1	2	0.0	0	0	0	0	0
3/0	3	1	2	0.0	0	0	0	0	0

28 GAULDEN											
			TACKLES			SCKS	QBP	FR	FF	PD	TD
	W/L	P/S	TOTAL	SOLO	ASST						
09-09 DALLAS	W	P	0	0	0	0.0	0	0	0	0	0
09-16 at Atlanta	L	P	1	0	0	0.0	0	0	0	0	0
09-23 CINCINNATI	W	P	0	0	0	0.0	0	0	0	0	0
10-07 NEW YORK GIANTS	W	P	3	2	1	0	0	0	0	0	0

23 HAWKINS													
TACKLES				SCKS	QBP	FR	FF	PD	TD				
P/S	TOTAL	SOLO	ASST										
practice squad													
practice squad													
P	0	0	0	0.0	0	0	0	0	0				
P	0	0	0	0.0	0	0	0	0	0				
2/0	0	0	0	0.0	0	0	0	0	0				
2/0	0	0	0	0.0	0	0	0	0	0				
28/3	43	33	10	0.0	0	0	1	7	0				

98 HAYNES

TACKLES									
P/S	TOTAL	SOLO	ASST	SCKS	QBP	FR	FF	PD	TD
	INACTIVE								
P	0	0	0	0.0	0	0	0	0	0
	INACTIVE								
	INACTIVE								
1/0	0	0	0	0.0	0	0	0	0	0
1/0	0	0	0	0.0	0	0	0	0	0
1/0	0	0	0	0.0	0	0	0	0	0

S = Started
P = Played
blank space indicates not on roster

CAROLINA PANTHERS - 2018
DEFENSE- PAGE 3

96 HORTON

			TACKLES			DEFENSE						
	W/L	P/S	TOTAL	SOLO	ASST	SCKS	QBP	FR	FF	PD	TD	
09-09 DALLAS	W	S	3	2	1	1.5	1	0	0	0	0	
09-16 at Atlanta	L	S	2	2	0	0.0	0	0	0	0	0	
09-23 CINCINNATI	W	S	0	0	0	0.0	0	0	0	0	0	
10-07 NEW YORK GIANTS	W	P	0	0	0	0.0	1	0	0	0	0	
2018 TOTALS		4/3	5	4	1	1.5	2	0	0	0	0	
PANTHERS TOTALS		65/33	77	55	22	15.5	35	2	6	1	0	
CAREER TOTALS		65/33	77	55	22	15.5	35	2	6	1	0	

26 JACKSON

	TACKLES			BLOCKS					
P/S	TOTAL	SOLO	ASST	SCKS	QBP	FR	FF	PD	TD
S	5	4	1	0.0	0	0	0	1	0
S	6	6	0	0.0	0	0	1	0	0
S	8	8	0	0.0	0	0	0	0	0
S	7	7	0	0.0	0	0	0	0	0
4/4	26	25	1	0.0	0	0	1	1	0
4/4	26	25	1	0.0	0	0	1	1	0
4/4	26	25	1	0.0	0	0	1	1	0

53 JACOBS

TACKLES				SACKS					
P/S	TOTAL	SOLO	ASST	SCKS	QBP	FR	FF	PD	TD
P	0	0	0	0.0	0	0	0	0	0
P	0	0	0	0.0	0	0	0	0	0
P	0	0	0	0.0	0	0	0	0	0
P	0	0	0	0.0	0	0	0	0	0
4/0	0	0	0	0.0	0	0	0	0	0
56/0	8	7	1	0.0	0	0	0	0	0
61/0	8	7	1	0.0	0	0	0	0	0

42 JONES

			TACKLES			RZ JONES					
	W/L	P/S	TOTAL	SOLO	ASST	SCKS	QBP	FR	FF	PD	TD
09-09 DALLAS	W	P	2	1	1	0.0	0	0	0	0	0
09-16 at Atlanta	L	P	1	1	0	0.0	0	0	0	0	0
09-23 CINCINNATI	W	S	8	7	1	0.0	0	0	0	0	0
10-07 NEW YORK GIANTS	W	P	0	0	0	0.0	0	1	0	0	1
2018 TOTALS		4/1	11	9	2	0.0	0	1	0	0	1
PANTHERS TOTALS		95/13	75	60	9	1.0	1	1	1	6	1
CAREER TOTALS		109/14	75	60	9	1.0	1	1	1	6	1

59 KUECHLY

	TACKLES			90 ROLCHET					
P/S	TOTAL	SOLO	ASST	SCKS	QBP	FR	FF	PD	TD
S	13	9	4	0.0	1	0	0	0	0
S	10	10	0	0.0	0	0	0	0	0
S	6	6	0	0.0	0	0	0	0	0
S	5	3	2	1.0	1	0	0	0	0
4/4	34	28	6	1.0	2	0	0	0	0
90/90	964	708	256	11.5	26	8	5	37	2
90/90	964	708	256	11.5	26	8	5	37	2

93 LOVE

	TACKLES			95 LEVEL					
P/S	TOTAL	SOLO	ASST	SCKS	QBP	FR	FF	PD	TD
P	3	3	0	0.0	0	0	0	0	0
P	1	1	0	0.0	0	0	0	0	0
P	1	0	1	0.0	0	0	0	0	0
P	0	0	0	0.0	0	0	0	1	0
4/0	5	4	1	0.0	0	0	0	1	0
45/4	59	38	21	8.0	16	2	1	1	0
88/28	128	75	53	13.5	-	3	1	2	0

S = Started

P = Played

blank space indicates not on roster

CAROLINA PANTHERS - 2018
DEFENSE - PAGE 4

55 MAYO

[illegible]

41 MUNNERLYN

	TACKLES								
P/S	TOTAL	SOLO	ASST	SCKS	QBP	FR	FF	PD	TD
P	2	2	0	0.0	0	1	0	0	0
P	1	1	0	0.0	0	0	0	0	0
S	1	0	1	0.0	2	0	0	1	0
P	3	2	1	0.0	1	0	0	1	0
4/1	7	5	2	0.0	3	1	0	2	0
95/51	334	252	82	7.5	15	4	4	45	5
142/81	510	392	118	8.5	-	7	6	62	5

52 NORRIS

	TACKLES			52 NORRIS					
P/S	TOTAL	SOLO	ASST	SCKS	QBP	FR	FF	PD	TD
P	0	0	0	0.0	0	0	0	0	0
P	0	0	0	0.0	0	0	0	0	0
P	0	0	0	0.0	0	0	0	0	0
	INACTIVE								
3/0	0	0	0	0.0	0	0	0	0	0
28/0	0	0	0	0.0	0	0	0	0	0
28/0	0	0	0	0.0	0	0	0	0	0

94 OBADA

			TACKLES			SCKS	QBP	FR	FF	PD	TD
	W/L	P/S	TOTAL	SOLO	ASST						
09-09 DALLAS	W		INACTIVE								
09-16 at Atlanta	L		INACTIVE								
09-23 CINCINNATI	W	P	2	2	0	1.0	1	0	0	1	0
10-07 NEW YORK GIANTS	W	P	0	0	0	0.0	0	0	0	1	0
2018 TOTALS		2/0	2	2	0	1.0	1	0	0	2	0
PANTHERS TOTALS		2/0	2	2	0	1.0	1	0	0	2	0
CAREER TOTALS		2/0	2	2	0	1.0	1	0	0	2	0

90 PEPPERS

	TACKLES								
P/S	TOTAL	SOLO	ASST	SCKS	QBP	FR	FF	PD	TD
P	2	2	0	0.0	1	0	0	0	0
P	1	1	0	0.0	0	0	0	0	0
P	0	0	0	0.0	0	0	0	1	0
S	4	4	0	0.0	0	0	0	0	0
4/1	7	7	0	0.0	1	0	0	1	0
141/126	563	402	161	92.0	258	9	31	41	3
253/233	877	634	243	154.5	-	20	49	67	6

95 POE

[illegible]

S = Started

P = Played

blank space indicates not on roster

*-Poe has scored 2 rushing TDs and 1 passing TD in his career

CAROLINA PANTHERS - 2018
DEFENSE - PAGE 5

25 REID

			TACKLES									
	W/L	P/S	TOTAL	SOLO	ASST	SCKS	QBP	FR	FF	PD	TD	
09-09 DALLAS	W											
09-16 at Atlanta	L											
09-23 CINCINNATI	W											
10-07 NEW YORK GIANTS	W	S	3	3	0	0.0	0	0	0	0	0	
2018 TOTALS		1/1	3	3	0	0.0	0	0	0	0	0	
PANTHERS TOTALS		1/1	3	3	0	0.0	0	0	0	0	0	
CAREER TOTALS		71/70	305	248	57	1.0	-	3	2	34	0	

21 SEARCH

[illegible]

99 SHORT

	TACKLES								
P/S	TOTAL	SOLO	ASST	SCKS	QBP	FR	FF	PD	TD
S	2	2	0	2.0	0	0	0	0	0
S	4	2	2	0.0	0	0	1	0	0
S	4	3	1	0.0	0	0	0	0	0
S	2	1	1	0.0	0	0	0	0	0
4/4	12	8	4	2.0	0	0	1	0	0
83/80	241	178	63	31.5	117	6	9	14	0
83/80	241	178	63	31.5	117	6	9	14	0

57 SMITH

			TACKLES									
	W/L	P/S	TOTAL	SOLO	ASST	SCKS	QBP	FR	FF	PD	TD	
09-09 DALLAS	W		INACTIVE									
09-16 at Atlanta	L		INACTIVE									
09-23 CINCINNATI	W		INACTIVE									
10-07 NEW YORK GIANTS	W	P	0	0	0	0.0	0	0	0	0	0	
2018 TOTALS		1/0	0	0	0	0.0	0	0	0	0	0	
PANTHERS TOTALS		1/0	0	0	0	0.0	0	0	0	0	0	
CAREER TOTALS		1/0	0	0	0	0.0	0	0	0	0	0	

54 THOMPSON

	TACKLES								
P/S	TOTAL	SOLO	ASST	SCKS	QBP	FR	FF	PD	TD
S	9	5	4	1.0	0	0	0	0	0
S	5	2	3	0.0	2	0	0	0	0
S	8	6	2	0.0	2	0	0	0	0
S	4	2	2	0.0	0	0	0	0	0
4/4	26	15	11	1.0	4	0	0	0	0
46/40	232	169	63	4.0	16	2	0	8	1
46/40	232	169	63	4.0	16	2	0	8	1

CAROLINA PANTHERS - 2018

STARTERS

[illegible][illegible]

Carolina Panthers - Participation Chart - PAGE 1

	Totals																
	DALLAS	Atlanta	CINCINNATI	NEW YORK GIANTS	Washington	Philadelphia	BALTIMORE	TAMPA BAY	Pittsburgh	Detroit	SEATTLE	Tampa Bay	Cleveland	NEW ORLEANS	ATLANTA	New Orleans	GP/GS/DNP/INA
Adams, Mike	FS	FS	FS	FS													4/4/0/0
Addison, Mario	DE	DE	DE	DE													4/4/0/0
Allen, Kyle	ps																0/0/0/0
Anderson, C.J.	P	RB	P	P													4/1/0/0
Anderson, Kiante	psi																0/0/0/0
Armah, Alex	P	P	P	S													4/1/0/0
Artis-Payne, Cameron	INA	P	P	INA													2/0/0/2
Bonnafon, Reggie	ps	ps	ps	ps													0/0/0/0
Bradberry, James	CB	CB	CB	CB													4/4/0/0
Butler, Vernon	P	P	P	P													4/0/0/0
Byrd, Damiere	P	INA	INA	P													2/0/0/2
Carter, Jermaine	P	P	P	P													4/0/0/0
Clark, Chris		LT	LT	LT													3/3/0/0
Cockrell, Ross	IR	IR	IR	IR													0/0/0/0
Cook, Connor	ps	ps	ps	ps													0/0/0/0
Cox Jr., Bryan	P	INA	P	INA													2/0/0/2
Davis, Thomas	SUS	SUS	SUS	SUS													0/0/0/0
Doss, Lorenzo	INA	P	INA	ps													1/0/0/2
Elder, Corn	P	P	P	INA													3/0/0/1
Frazier, Mose	ps	ps	ps	ps													0/0/0/0
Funchess, Devin	WR	WR	WR	WR													4/4/0/0
Gano, Graham	P	P	P	P													4/0/0/0
Gaulden, Rashaan	P	P	P	P													4/0/0/0
Hawkins, Josh	ps	ps	P	P													2/0/0/0
Haynes, Marquis	INA	P	INA	INA													1/0/0/3
Hearn, Taylor	ps	ps	ps	ps													0/0/0/0
Heinicke, Taylor	DNP	DNP	DNP	DNP													0/0/4/0
Hood, Elijah	IR	IR	IR	IR													0/0/0/0
Horton, Wes	DE	DE	DE	P													4/3/0/0
Jackson, Donte	CB	CB	CB	CB													4/4/0/0
Jacobs, Ben	P	P	P	P													4/0/0/0
Jansen, J.J.	P	P	P	P													4/0/0/0
Johnson, Dorian	ps	ps	ps	ps													0/0/0/0
Jones, Colin	P	P	SS	P													4/1/0/0
Kalil, Matt	IR	IR	IR	IR													0/0/0/0
Kalil, Ryan	C	C	C	C													4/4/0/0
Kuechly, Luke	MLB	MLB	MLB	MLB													4/4/0/0
Larsen, Tyler	P	RG	RG	P													4/2/0/0
Love, Kyle	P	P	P	P													4/0/0/0
Luke, Cole	ps	ps	ps	ps													0/0/0/0
Mahon, Brendan	INA	P	P	INA													2/0/0/2
Manhertz, Chris	P	P	P	S													4/1/0/0
Mayo, David	WLB	WLB	P	WLB													4/3/0/0
McCaffrey, Christian	RB	RB	RB	RB													4/4/0/0
Moore, DJ	P	P	P	P													4/0/0/0
Moton, Taylor	LT	RT	RT	RT													4/4/0/0
Munnerlyn, Captain	P	P	DB	P													4/1/0/0
Newhouse, Marshall				DNP													0/0/1/0
Newton, Cam	QB	QB	QB	QB													4/4/0/0
Norris, Jared	P	P	P	INA													3/0/0/1
Norton, Kendrick		ps	ps	ps													0/0/0/0
Obada, Efe	INA	INA	P	P													2/0/0/2
Olsen, Greg	TE	INA	INA	INA													1/1/0/3

ps = Practice Squad

psi = Practice Squad Injured

PUP = physically unable to perform

EXE = roster exemption

SUS = suspended

Carolina Panthers - Participation Chart - PAGE 2

[illegible]



2018 SEASON SCORING PLAYS - CAROLINA PANTHERS

Date	Opponent	Scoring Play	Yards	Quarter	Conversion
9/9/18	DALLAS	C. Newton run	4	2	G. Gano kick
(W, 16-8)		G. Gano Field Goal	27	2	
		A. Armah run	1	4	Conversion failed
9/16/18	at Atlanta	G. Gano Field Goal	54	1	
(L, 24-31)		J. Wright pass from C. Newton	5	2	G. Gano kick
		T. Smith pass from C. Newton	3	4	G. Gano kick
		D. Moore pass from C. Newton	51	4	G. Gano kick
9/23/18	CINCINNATI	C. Newton run	2	1	G. Gano kick
(W, 31-21)		D. Funchess pass from C. Newton	4	2	G. Gano kick
		C. Anderson pass from C. Newton	24	2	G. Gano kick
		C. Newton run	5	3	G. Gano kick
		G. Gano Field Goal	40	4	
10/7/18	NEW YORK GIANTS	C. Samuel pass from C. Newton	25	1	G. Gano kick
(W, 33-31)		C. Jones fumble recovery	0	2	G. Gano kick
		G. Gano Field Goal	47	2	
		G. Gano Field Goal	47	2	
		C. McCaffrey pass from C. Newton	18	4	G. Gano kick
		G. Gano Field Goal	39	4	
		G. Gano Field Goal	63	4	



2018 SEASON SCORING PLAYS - OPPONENTS

Date	Opponent	Scoring Play	Yards	Quarter	Conversion
9/9/18	DALLAS	E. Elliott run	4	4	D. Prescott run
(W, 16-8)					
9/16/18	at Atlanta	M. Bryant Field Goal	44	1	
(L, 24-31)		C. Ridley pass from M.Ryan	11	2	M. Bryant kick
		A. Hooper pass from M.Ryan	8	2	M. Bryant kick
		M. Ryan run	1	3	M. Bryant kick
		M. Ryan run	8	4	M. Bryant kick
9/23/18	CINCINNATI	G. Bernard run	1	1	R. Bullock kick
(W, 31-21)		C. Uzomah pass from A. Dalton	1	2	R. Bullock kick
		T. Boyd pass from A. Dalton	27	3	R. Bullock kick
10/7/18	NEW YORK GIANTS	A. Rosas Field Goal	42	1	
(W, 33-31)		S. Barkley pass from E. Manning	57	2	A. Rosas kick
		A. Rosas Field Goal	53	2	
		A. Rosas Field Goal	36	3	
		O. Beckham pass from E. Manning	33	4	E. Manning pass to R. Ellison
		S. Barkley pass from E. Manning	15	4	A. Rosas kick



2018 BIG PASS PLAYS (20+ yards)

Date	W/L	Opponent	Panthers Big Play	Yards	Opponent Big Play	Yards
9/9/18	W	DALLAS	none		none	
9/16/18	L	at Atlanta	C. Newton to T. Smith	26	M. Ryan to C. Ridley	22
			C. Newton to D. Funchess	27	M. Ryan to M. Hall	30
			C. Newton to J. Wright	22	M. Ryan to J. Jones	30
			C. Newton to D. Moore	51	M. Ryan to C. Ridley	22
					M. Ryan to A. Hooper	30
9/23/18	W	CINCINNATI	C. Newton to D. Funchess	27	A. Dalton to T. Boyd	49
			C. Newton to C. Anderson	24	A. Dalton to A. Green	31
			C. Newton to D. Funchess	20	A. Dalton to T. Boyd	27
					A. Dalton to T. Boyd	23
					A. Dalton to T. Boyd	23
					A. Dalton to T. Eifert	20
9/23/18	W	NEW YORK GIANTS	C. Newton to I. Thomas	27	O. Beckham to S. Barkley	57
			C. Newton to J. Wright	27	E. Manning to R. Shepard	40
			C. Newton to C. Samuel	25	E. Manning to O. Beckham	33
			C. Newton to D. Funchess	21	E. Manning to S. Shepard	28
			C. Newton to D. Moore	20	E. Manning to S. Shepard	26
			C. Newton to D. Moore	20	E. Manning to J. Davis	22
TOTAL			13	LONG 51	17	LONG 57



2018 BIG RUN PLAYS (10+ yards)



Date	W/L	Opponent	Panthers Big Play	Yards	Opponent Big Play	Yards
9/9/18	W	DALLAS	C. Newton	29	E. Elliott	17
			C. Newton	16	E. Elliott	16
			C. McCaffrey	15		
9/16/18	L	at Atlanta	C. Anderson	22	T. Coleman	36
			C. Newton	10	T. Coleman	27
			C. Newton	10	I. Smith	13
			C. McCaffrey	11	I. Smith	18
			C. Newton	16	T. Coleman	19
9/23/18	W	CINCINNATI	C. McCaffrey	45	G. Bernard	23
			C. McCaffrey	19	G. Bernard	22
			C. McCaffrey	15	G. Bernard	12
			C. McCaffrey	13		
			C. McCaffrey	11		
			C. McCaffrey	11		
			C. McCaffrey	10		
10/7/18	W	NEW YORK GIANTS	D. Moore	18	S. Barkley	30
			C. McCaffrey	14	S. Barkley	20
TOTAL			17	LONG 45	12	LONG 36



2018 TAKEAWAYS

Date	W/L	Opponent	Turnover	Qtr	Returned To	Drive Result
9/9	W	DALLAS	D. Prescott fumble recovered by C. Munnerlyn	4	DAL 14	End of Game
9/16	L	at Atlanta	M. Ryan intercepted by D. Jackson	3	CAR 2	Punt
9/9	W	CINCINNATI	A. Dalton intercepted by D. Jackson	1	CAR 33	Touchdown
			A. Dalton intercepted by E. Obada	3	CIN 26	Touchdown
			A. Dalton intercepted by D. Jackson	4	50	Field Goal
			A. Dalton intercepted by L. Kuechly	4	No return	End of Game
10/7	W	NEW YORK GIANTS	C. Jones recovered muffed punt	2	Touchdown	Touchdown
			E. Manning intercepted by M. Adams	3	CAR 32	Touchdown
			E. Manning intercepted by M. Adams	4	CAR 45	Interception

2018 GIVEAWAYS

Date	W/L	Opponent	Turnover	Qtr	Returned To	Drive Result
9/9/18	W	DALLAS	C. McCaffrey fumble recovered by D. Ross	1	CAR 10	Punt
9/16/18	L	at Atlanta	C. Newton intercepted by R. Allen	4	ATL 47	Punt
10/7/18	W	NEW YORK GIANTS	C. Newton intercepted by C. Riley	3	NYG 22	Interception
			C. Newton intercepted by J. Jenkins	4	CAR 34	Touchdown

TURNOVER SUMMARY

Offense Giveaways	4	Opponents Points	8	1 TD	0 FG	0 XP	1 2PT
Defense Takeaways	9	Panthers Points	31	4 TD	1 FG	3 XP	0 2PT
Turnover Differential	+5	Net Points	+23				



2018 INSIDE THE 20 PRODUCTION - PANTHERS

Date/Opponent	Poss	TD	PAT	2PT	FG	Missed FG	INT	Fumble	Downs	Half	Game	Points	TD %	Score %	Pts/ Poss.
9/9 vs. DALLAS	5	2	1	0	1	0	0	1	0	0	1	16	40.0	60.0	3.2
9/16 at Atlanta	2	2	2	0	0	0	0	0	0	0	0	14	100.0	100.0	7.0
9/23 vs. CINCINNATI	3	3	3	0	0	0	0	0	0	0	0	21	100.0	100.0	7.0
10/7 vs. NEW YORK GIANTS	3	1	1	0	1	0	1	0	0	0	0	10	33.0	66.0	3.3
Totals	13	8	6	0	1	0	0	1	0	0	1	51	61.5	69.2	3.9

2018 INSIDE THE 20 PRODUCTION - OPPONENTS

Date/Opponent	Poss	TD	PAT	2PT	FG	Missed FG	INT	Fumble	Downs	Half	Game	Points	TD %	Score %	Pts/ Poss.
9/9 DALLAS	1	1	0	1	0	0	0	0	0	0	0	8	100.0	100.0	8.0
9/16 at Atlanta	4	4	4	0	0	0	0	0	0	0	0	28	100.0	100.0	7.0
9/23 CINCINNATI	2	2	2	0	0	0	0	0	0	0	0	14	100.0	100.0	7.0
10/7 vs. NEW YORK GIANTS	2	1	1	0	1	0	0	0	0	0	0	10	50.0	100.0	5.0
Totals	9	8	7	1	0	0	0	0	0	0	0	60	88.9	100.0	6.7



2018 BALL POSSESSION AND DRIVE CHART

Dallas Cowboys at Carolina Panthers (09/09/18)

Dallas (29:24) AVERAGE - DAL 21

NO	BEGIN	POSS	PLAYS	YDS	PEN	NET	LAST	RESULT
1	DAL 25	2:40	3	3	-15	-12	DAL 13	Punt
2	DAL 10	4:24	7	40	-5	35	DAL 45	Punt
3	DAL 14	1:43	3	0	0	0	DAL 14	Punt
4	DAL 25	1:43	3	-1	0	-1	DAL 24	Punt
5	DAL 17	2:58	5	19	0	19	DAL 36	Punt
6	DAL 25	0:03	1	-1	0	-1	DAL 25	End of Half
7	DAL 8	3:30	7	46	0	46	CAR 46	Punt
8	DAL 45	3:59	8	36	-10	26	CAR 29	Missed FG
9	DAL 25	5:21	10	65	10	75	CAR 4	Touchdown
10	DAL 21	2:39	8	31	0	31	CAR 48	Downs
11	DAL 20	0:24	3	-6	0	-6	DAL 23	Fumble

CAROLINA (30:36) AVERAGE - CAR 38

BEGIN	POSS	PLAYS	YDS	PEN	NET	LAST	RESULT
CAR 32	5:44	9	58	5	63	DAL 5	Fumble
CAR 18	3:11	7	45	-10	35	DAL 47	Punt
DAL 35	3:28	7	35	0	35	DAL 4	Touchdown
CAR 30	1:25	3	8	-5	3	CAR 33	Punt
CAR 38	2:41	11	63	-10	53	DAL 9	Field Goal
CAR 25	3:14	5	12	5	17	CAR 42	Punt
CAR 15	1:40	3	5	0	5	CAR 20	Punt
CAR 37	3:25	6	58	5	63	DAL 1	Touchdown
CAR 25	3:59	5	15	-15	0	CAR 25	Punt
CAR 48	0:22	3	0	0	0	CAR 48	Punt
DAL 14	1:27	3	-6	-5	-11	DAL 22	End of Game

Carolina Panthers at Atlanta Falcons (09/16/18)

Carolina (30:18) AVERAGE - CAR 20

NO	BEGIN	POSS	PLAYS	YDS	PEN	NET	LAST	RESULT
1	CAR 25	3:24	7	39	0	39	ATL 36	Field Goal
2	CAR 25	2:31	3	-5	-5	-10	CAR 15	Punt
3	CAR 30	6:28	13	75	-5	70	ATL 5	Touchdown
4	CAR 25	2:28	5	12	-5	7	CAR 32	Punt
5	CAR 18	0:22	1	1	0	1	CAR 18	End of Half
6	CAR 2	1:27	3	8	0	8	CAR 10	Punt
7	CAR 25	3:50	6	38	-10	28	ATL 47	Punt
8	CAR 20	5:21	11	64	16	80	ATL 3	Touchdown
9	CAR 25	1:03	4	53	0	53	ATL 22	Interception
10	CAR 4	1:36	5	96	0	96	CAR 49	Touchdown
11	CAR 16	1:48	8	58	-5	53	ATL 31	End of Game

ATLANTA (29:42) AVERAGE - ATL 26

BEGIN	POSS	PLAYS	YDS	PEN	NET	LAST	RESULT
ATL 17	5:55	10	57	0	57	CAR 26	Field Goal
ATL 25	3:00	6	11	0	11	ATL 36	Punt
ATL 25	4:39	9	61	14	75	CAR 11	Touchdown
ATL 15	1:13	7	85	0	85	CAR 8	Touchdown
ATL 31	0:44	2	30	0	30	CAR 39	Interception
ATL 42	3:26	7	58	0	58	CAR 1	Touchdown
ATL 10	3:49	7	48	0	58	CAR 42	Punt
ATL 25	4:06	7	70	5	75	CAR 8	Touchdown
ATL 47	2:18	3	5	0	5	CAR 48	Punt
ATL 25	0:32	3	9	0	9	CAR 48	Punt

Cincinnati Bengals at Carolina Panthers (09/23/18)

Cincinnati (26:05) AVERAGE - CIN 23

NO	BEGIN	POSS	PLAYS	YDS	PEN	NET	LAST	RESULT
1	CIN 25	6:03	11	73	2	75	CAR 1	Touchdown
2	CIN 25	1:07	4	24	0	24	CIN 49	Interception
3	CIN 25	5:04	12	75	0	75	CAR 1	Touchdown
4	CIN 25	1:38	6	25	0	25	50	Punt
5	CIN 25	2:10	4	17	0	17	CIN 42	Punt
6	CIN 11	1:10	2	18	-5	13	CIN 24	Interception
7	CIN 25	2:41	5	75	0	75	CAR 27	Touchdown
8	CIN 41	1:32	3	3	0	3	CIN 44	Punt
9	CIN 14	2:41	7	61	-10	51	CAR 35	Missed FG
10	CIN 17	0:48	2	-10	0	-10	CIN 7	Interception
11	CIN 25	1:11	6	35	0	35	CAR 40	Interception

CAROLINA (33:55) AVERAGE - CAR 31

BEGIN	POSS	PLAYS	YDS	PEN	NET	LAST	RESULT
CAR 25	1:17	3	8	0	8	CAR 25	Punt
CAR 25	4:38	9	75	0	75	CIN 2	Touchdown
CAR 33	4:52	9	67	0	67	CIN 4	Touchdown
CAR 25	4:12	7	75	0	75	CIN 24	Touchdown
CAR 2	1:09	3	3	0	3	CAR 6	End of Half
CAR 24	2:13	5	31	0	31	CIN 45	Punt
CIN 26	3:53	6	20	6	26	CIN 5	Touchdown
CAR 25	2:56	7	19	15	34	CIN 41	Downs
CAR 10	3:30	6	26	0	26	CAR 36	Punt
CAR 43	2:53	5	25	-15	10	CIN 47	Punt
50	2:22	7	28	0	28	CIN 22	Field Goal



2018 BALL POSSESSION AND DRIVE CHART

New York Giants at Carolina Panthers (09/23/18)

New York Giants (24:33) AVERAGE - NYG 31

CAROLINA (35:27) AVERAGE - CAR 28

NO	BEGIN	POSS	PLAYS	YDS	PEN	NET	LAST	RESULT	BEGIN	POSS	PLAYS	YDS	PEN	NET	LAST	RESULT
1	NYG 27	2:04	5	13	0	13	NYG 40	Punt	CAR 6	2:35	3	0	-7	0	CAR 6	Punt
2	CAR 39	2:57	6	21	-5	16	CAR 23	Field Goal	CAR 25	2:46	5	75	0	75	NYG 25	Touchdown
3	NYG 25	3:53	7	36	0	36	CAR 39	Downs	CAR 39	1:39	3	8	0	8	CAR 47	Punt
4	NYG 28	0:58	3	4	0	4	NYG 32	Punt	CAR 20	4:24	7	51	0	51	NYG 29	Field Goal
5	NYG 25	2:07	4	80	-5	75	NYG 43	Touchdown	CAR 40	4:01	8	31	0	31	NYG 29	Field Goal
6	NYG 25	2:16	7	40	0	40	CAR 35	Field Goal	CAR 25	0:20	1	-1	0	-1	CAR 25	End of Half
7	NYG 7	5:36	13	75	0	75	CAR 18	Field Goal	CAR 25	1:50	3	6	0	6	CAR 31	Punt
8	NYG 22	2:04	4	53	0	53	CAR 25	Interception	CAR 25	4:00	9	34	15	49	NYG 26	Interception
9	NYG 25	0:44	2	1	0	1	NYG 26	Interception	CAR 32	5:09	9	53	15	68	NYG 18	Touchdown
10	CAR 34	0:45	2	34	0	34	CAR 33	Touchdown	NYG 45	1:44	3	2	0	2	NYG 43	Interception
11	NYG 25	1:08	4	75	0	75	CAR 15	Touchdown	CAR 25	5:52	12	54	0	54	NYG 21	Field Goal
12		0:01	0	0	0	0		End of Game	CAR 25	1:07	8	30	0	30	NYG 45	Field Goal



2018 PANTHERS BESTS

RUSHING YARDS				
184	Christian McCaffrey	28-184-0	CINCINNATI	9/23/18
58	Cam Newton	13-58-1	DALLAS	9/9/18
58	Christian McCaffrey	17-58-0	NEW YORK GIANTS	10/8/18
RUSHING ATTEMPTS				
28	Christian McCaffrey	28-184-0	CINCINNATI	9/23/18
17	Christian McCaffrey	17-58-0	NEW YORK GIANTS	10/8/18
13	Cam Newton	13-58-1	DALLAS	9/9/18
LONGEST RUSH				
45	Christian McCaffrey	28-184-0	CINCINNATI	9/23/18
29	Cam Newton	13-58-1	DALLAS	9/9/18
22	C.J. Anderson	3-31-0	at Atlanta	9/16/18
YARDS/CARRY (min. 10 attempts)				
6.6	Christian McCaffrey	28-184-0	CINCINNATI	9/23/18
5.0	Christian McCaffrey	10-50-0	DALLAS	9/9/18
4.5	Cam Newton	13-58-1	DALLAS	9/9/18
YARDS PASSING				
335	Cam Newton	45-32-3	at Atlanta	9/16/18
237	Cam Newton	35-21-2	NEW YORK GIANTS	10/7/18
161	Cam Newton	26-17-0	DALLAS	9/9/18
PASSES ATTEMPTED				
45	Cam Newton	45-32-3	at Atlanta	9/16/18
35	Cam Newton	35-21-2	NEW YORK GIANTS	10/7/18
26	Cam Newton	26-17-0	DALLAS	9/9/18
COMPLETIONS				
32	Cam Newton	45-32-3	at Atlanta	9/16/18
21	Cam Newton	35-21-2	NEW YORK GIANTS	10/7/18
17	Cam Newton	26-17-0	DALLAS	9/9/18
RECEPTIONS				
14	Christian McCaffrey	14-102-0	at Atlanta	9/16/18
7	Devin Funchess	7-77-0	at Atlanta	9/16/18
6	Christian McCaffrey	6-45-0	DALLAS	9/9/18



RECEIVING YARDS				
102	Christian McCaffrey	14-102-0	at Atlanta	9/16/18
77	Devin Funchess	7-77-0	at Atlanta	9/16/18
67	Devin Funchess	4-67-1	CINCINNATI	9/23/18
LONGEST RECEPTION				
51	DJ Moore	1-51-1	at Atlanta	9/16/18
27	Devin Funchess	7-77-0	at Atlanta	9/16/18
27	Devin Funchess	4-67-0	CINCINNATI	9/23/18
27	Ian Thomas	3-38-0	NEW YORK GIANTS	10/7/18
FIELD GOALS				
4	Graham Gano	39, 47, 47, 63	NEW YORK GIANTS	10/3/18
1	Graham Gano	27	DALLAS	9/9/18
1	Graham Gano	54	at Atlanta	9/16/18
1	Graham Gano	40	CINCINNATI	9/23/18
LONGEST FIELD GOAL				
63	Graham Gano	63	NEW YORK GIANTS	10/3/18
54	Graham Gano	54	at Atlanta	9/16/18
47	Graham Gano	47	NEW YORK GIANTS	10/3/18



2018 OPPONENTS BESTS

RUSHING YARDS				
107	Tevin Coleman	16-107-0	at Atlanta	9/16/18
69	Ezekiel Elliott	15-69-1	DALLAS	9/9/18
61	Giovani Bernard	12-61-1	CINCINNATI	9/23/18
RUSHING ATTEMPTS				
16	Tevin Coleman	16-107-0	at Atlanta	9/16/18
15	Ezekiel Elliott	15-69-1	DALLAS	9/9/18
15	Saquon Barkley	15-48-0	NEW YORK GIANTS	10/7/18
LONGEST RUSH				
36	Tevin Coleman	16-107-0	at Atlanta	9/16/18
30	Saquon Barkley	15-48-0	NEW YORK GIANTS	10/7/18
23	Giovani Bernard	12-61-1	CINCINNATI	9/23/18
YARDS/CARRY (min. 10 attempts)				
6.7	Tevin Coleman	16-107-0	at Atlanta	9/16/18
5.1	Giovani Bernard	12-61-1	CINCINNATI	9/23/18
4.6	Ezekiel Elliott	15-69-1	DALLAS	9/9/18
YARDS PASSING				
352	Andy Dalton	46-29-2	CINCINNATI	9/23/18
326	Eli Manning	36-22-2	NEW YORK GIANTS	10/7/18
272	Matt Ryan	28-23-2	at Atlanta	9/16/18
PASSES ATTEMPTED				
46	Andy Dalton	46-29-2	CINCINNATI	9/23/18
36	Eli Manning	36-22-2	NEW YORK GIANTS	10/7/18
29	Dak Prescott	29-19-0	DALLAS	9/9/18
COMPLETIONS				
29	Andy Dalton	46-29-2	CINCINNATI	9/23/18
23	Matt Ryan	28-23-2	at Atlanta	9/16/18
22	Eli Manning	36-22-2	NEW YORK GIANTS	10/7/18
RECEPTIONS				
8	Odell Beckham	8-131-1	NEW YORK GIANTS	10/7/18
7	Cole Beasley	7-73-0	DALLAS	9/9/18
6	Tyler Boyd	6-132-1	CINCINNATI	9/23/18





2018 REGULAR SEASON RECORDS WHEN...

OVERALL RECORD	3-1	ON GRASS	3-0
HOME	3-0	ON TURF	0-1
AWAY	0-1	OUTDOORS	3-0
		INDOORS	0-1
PANTHERS WIN COIN TOSS	2-0		
PANTHERS LOSE COIN TOSS	1-1	SEPTEMBER	2-1
SCORING FIRST	1-1	OCTOBER	1-0
OPPONENT SCORES FIRST	2-0	NOVEMBER	0-0
LEADING AT HALFTIME	3-0	DECEMBER	0-0
TIED AT HALFTIME	0-0		
TRAILING AT HALFTIME	0-1	AFC OPPONENTS	1-0
LEADING AFTER THREE QUARTERS	3-0	AFC NORTH	1-0
TIED AFTER THREE QUARTERS	0-0	NFC OPPONENTS	2-1
TRAILING AFTER THREE QUARTERS	0-1	NFC SOUTH	0-1
OVERTIME	0-0	NFC EAST	2-0
		NFC WEST	0-0
SCORING ON FIRST POSSESSION	0-1	NFC NORTH	0-0
SCORING TOUCHDOWN ON FIRST POSSESSION	0-0		
SCORING FIELD GOAL ON FIRST POSSESSION	0-1	WHITE JERSEYS	3-1
SCORING 10 OR MORE POINTS	3-1	BLACK JERSEYS	0-0
SCORING 20 OR MORE POINTS	3-1	BLUE JERSEYS	0-0
SCORING 30 OR MORE POINTS	2-0		
ALLOWING 10 OR FEWER POINTS	1-0	DAY	3-1
ALLOWING 20 OR FEWER POINTS	1-0	NIGHT	0-0
ALLOWING 20 OR MORE POINTS	2-1		
		TURNOVERS POSITIVE	2-0
OUTCOMES OF 7 POINTS OR LESS	1-1	TURNOVERS EVEN	1-1
OUTCOMES OF 3 POINTS OR LESS	1-0	TURNOVERS NEGATIVE	0-0
RUSHING 20 OR MORE TIMES	3-0		
RUSHING 30 OR MORE TIMES	3-0		
RUSHING 40 OR MORE TIMES	1-0		
TIME OF POSSESSION 30:00 OR MORE MINUTES	3-1		
INDIVIDUAL PANTHERS 100-YARD RUSHER	1-0		
INDIVIDUAL PANTHERS 100-YARD RECEIVER	0-1		
INDIVIDUAL PANTHERS 300-YARD PASSER	0-1		
PANTHERS OUT-GAIN OPPOSITION	1-0		
PANTHERS OUT-RUSH OPPOSITION	3-0		
PANTHERS OUT-PASS OPPOSITION	1-1		
OPPONENT INDIVIDUAL 100-YARD RUSHER	0-1		
OPPONENT INDIVIDUAL 100-YARD RECEIVER	2-0		
OPPONENT INDIVIDUAL 300-YARD PASSER	2-0		



2018 Season Records

	Highest	Opponent	Lowest	Opponent
Panthers Records				
Total Net Yards	439	at Atlanta	232	DALLAS
Total Plays	67	NEW YORK GIANTS	61	DALLAS
First Downs	27	at Atlanta	20	DALLAS
Net Rushing Yards	230	CINCINNATI	118	NEW YORK GIANTS
Rushing Attempts	41	CINCINNATI	18	at Atlanta
Avg Gain/Rush	6.7	at Atlanta	3.8	NEW YORK GIANTS
Net Passing Yards	318	at Atlanta	146	DALLAS
Pass Attempts	45	at Atlanta	24	CINCINNATI
Pass Completions	32	at Atlanta	15	CINCINNATI
Avg Gain/Pass Play	6.8	at Atlanta	5.0	DALLAS
Passes Intercepted	2	NEW YORK GIANTS	0	CINCINNATI
Sacks Allowed	2	at Atlanta	1	CINCINNATI/NY GIANTS
Fumbles Lost	1	DALLAS	0	at Atlanta/CINCINNATI/NYG
Penalty Yards	49	at Atlanta	17	CINCINNATI
Points	33	NEW YORK GIANTS	16	DALLAS
Time of Possession	35:27	CINCINNATI	30:18	at Atlanta
	Highest	Opponent	Lowest	Opponent
Opponents Records				
Total Net Yards	442	at Atlanta	232	DALLAS
Total Plays	61	CINCINNATI	54	NEW YORK GIANTS
First Downs	25	CINCINNATI	17	DALLAS
Net Rushing Yards	170	at Atlanta	50	NEW YORK GIANTS
Rushing Attempts	32	at Atlanta	13	CINCINNATI
Avg Gain/Rush	5.3	at Atlanta	4.3	DALLAS
Net Passing Yards	330	CINCINNATI	138	DALLAS
Pass Attempts	46	CINCINNATI	28	at Atlanta
Pass Completions	29	CINCINNATI	19	DALLAS
Avg Gain/Pass Play	10.0	NEW YORK GIANTS	3.9	DALLAS
Passes Intercepted	4	CINCINNATI	0	DALLAS
Sacks Allowed	6	DALLAS	0	at Atlanta
Fumbles Lost	1	DALLAS/NY GIANTS	0	at Atlanta
Penalty Yards	85	DALLAS	26	at Atlanta
Points	31	at Atlanta/NY GIANTS	8	DALLAS
Time of Possession	29:42	at Atlanta	24:33	NEW YORK GIANTS



***ALL-TIME
LEADERS***

THE LAST TIME...

500 YARDS TOTAL OFFENSE

By Panthers: 548 vs. Miami 11/13/17
Playoffs: Has never happened
By Opponents: 534 at Seattle 12/4/16
Playoffs: Has never happened

400 YARDS TOTAL OFFENSE

By Panthers: 439 at Atlanta 9/16/18
Playoffs: 467 vs. Arizona 1/24/16
By Opponents: 432 vs. New York Giants 10/7/18
Playoffs: 410 at New Orleans 1/7/18

200 YARDS RUSHING OFFENSE

By Panthers: 230 vs. Cincinnati 9/23/18
Playoffs: 223 at New York Giants 1/8/06
By Opponents: 240 at Seattle 12/4/16
Playoffs: 201 at Green Bay 1/12/97

300 YARDS PASSING IN A GAME BY A PLAYER

By Panthers: 335, Cam Newton at Atlanta 9/16/18
Playoffs: 335, Cam Newton vs. Arizona 1/24/16
By Opponents: 326, Eli Manning vs. New York Giants, 10/7/18
Playoffs: 376, Drew Brees at New Orleans 1/7/18

400 YARDS PASSING IN A GAME BY A PLAYER

By Panthers: 432, Cam Newton vs. Green Bay 9/18/11
Playoffs: Has never happened
By Opponents: 465, Drew Brees at New Orleans 10/16/16
Playoffs: Has never happened

3 TOUCHDOWN PASSES IN A GAME BY A PLAYER

By Panthers: Cam Newton at Atlanta 9/16/18
Playoffs: Jake Delhomme at Chicago 1/15/06
By Opponents: Aaron Rodgers vs. Green Bay 12/17/17
Playoffs: Russell Wilson vs. Seattle 1/17/16

4 TOUCHDOWN PASSES IN A GAME BY A PLAYER

By Panthers: Cam Newton vs. Green Bay 12/17/17
Playoffs: Has never happened
By Opponents: Drew Brees at New Orleans 10/16/16
Playoffs: Has never happened

5 TOUCHDOWN PASSES IN A GAME BY A PLAYER

By Panthers: Cam Newton at New York Giants 12/20/15
Playoffs: Has never happened
By Opponents: Drew Brees at New Orleans 1/1/12
Playoffs: Has never happened

100 YARDS RECEIVING IN A GAME BY A PLAYER

By Panthers: 102, Christian McCaffrey at Atlanta 9/16/18
Playoffs: 107, Greg Olsen and 101, Christian McCaffrey at New Orleans 1/7/18
By Opponents: 131, Odell Beckham vs. New York Giants, 10/7/18
Playoffs: 110, Jermaine Kearse vs. Seattle 1/17/16

200 YARDS RECEIVING IN A GAME BY A PLAYER

By Panthers: 201, Steve Smith vs. Minnesota 10/30/05
Playoffs: 218, Steve Smith at Chicago 1/15/06
By Opponents: 300, Julio Jones at Atlanta 10/2/16
Playoffs: Has never happened

100 YARDS RECEIVING IN A GAME BY TWO PLAYERS

By Panthers: 122, Greg Olsen and 108, Kelvin Benjamin vs. San Francisco 9/18/16
Playoffs: 107, Greg Olsen and 101, Christian McCaffrey at New Orleans 1/7/18
By Opponents: 146, Robby Anderson and 105, J. Kearse at New York Jets 11/26/17
Playoffs: Has never happened

100 YARDS RECEIVING IN A GAME BY TWO PLAYERS AND 100 YARDS RUSHING BY A PLAYER

By Panthers: 122, Greg Olsen and 108, Kelvin Benjamin; and 100, Fozzy Whittaker vs. San Francisco 9/18/16
Playoffs: 135, Steve Smith and 103, Muhsin Muhammad vs. Dallas 1/3/04 and 104, Stephen Davis
By Opponents: Has never happened
Playoffs: Has never happened

100 YARDS RECEIVING IN A GAME BY TWO PLAYERS, 100 YARDS RUSHING BY A PLAYER AND 300 YARDS PASSING BY A PLAYER IN A GAME

By Panthers: 122, Greg Olsen and 108, Kelvin Benjamin; 100, Fozzy Whittaker; and 353, Cam Newton vs. San Francisco 9/18/16
Playoffs: Has never happened
By Opponents: Chris Carter (138) and Randy Moss (106) receiving; Robert Smith (103) rushing; and Daunte Culpepper (357) passing at Minnesota 11/19/00
Playoffs: Has never happened

3 TOUCHDOWN RECEPTIONS IN A GAME BY A PLAYER

By Panthers: Steve Smith vs. Houston 9/16/07
Playoffs: Has never happened
By Opponents: Hakeem Nicks at New York Giants 9/12/10
Playoffs: Has never happened

100 YARDS RUSHING IN A GAME BY A PLAYER

By Panthers: 184, Christian McCaffrey vs. Cincinnati 9/23/18
Playoffs: 106, Jonathan Stewart vs. Seattle 1/17/16
By Opponents: 107, Tevin Coleman at Atlanta 9/16/18
Playoffs: 132, Shaun Alexander at Seattle 1/22/06

100 YARDS RUSHING IN A GAME BY TWO PLAYERS

By Panthers: 152, DeAngelo Williams and 110, Jonathan Stewart at Tampa Bay 10/18/09
Playoffs: Has never happened
By Opponents: 147, Le'Veon Bell and 118, LeGarrette Blount vs. Pittsburgh 9/21/14
Playoffs: Has never happened

100 YARDS RUSHING IN A GAME BY TWO PLAYERS AND 100 YARDS RECEIVING BY A PLAYER

By Panthers: 186, DeAngelo Williams and 115, Jonathan Stewart and 117, Steve Smith vs. Tampa Bay 12/8/08
Playoffs: Has never happened
By Opponents: Has never happened
Playoffs: Has never happened

200 YARDS RUSHING IN A GAME BY A PLAYER

By Panthers: 210, DeAngelo Williams at New Orleans 12/30/12
Playoffs: Has never happened
By Opponents: 205, Matt Forte at Chicago 10/2/11
Playoffs: Has never happened

3 TOUCHDOWNS RUSHING IN A GAME BY A PLAYER

By Panthers: Jonathan Stewart vs. Minnesota 12/10/17
Playoffs: Has never happened
By Opponents: Michael Turner vs. Atlanta 12/12/10
Playoffs: Has never happened

4 TOUCHDOWNS RUSHING IN A GAME BY A PLAYER

By Panthers: DeAngelo Williams at NY Giants 12/21/08
Playoffs: Has never happened
By Opponents: Michael Turner at Atlanta 11/23/08
Playoffs: Has never happened

2 INTERCEPTIONS IN A GAME BY A PLAYER

By Panthers: Donte Jackson vs. Cincinnati 9/23/18
Playoffs: Kurt Coleman vs. Arizona 1/24/16
By Opponents: Robert Alford at Atlanta 10/2/16
Playoffs: Has never happened

3 INTERCEPTIONS IN A GAME BY A PLAYER

By Panthers: Deon Grant at Minnesota 9/22/02
Playoffs: Ricky Manning at Philadelphia 1/18/04
By Opponents: Has never happened
Playoffs: Has never happened

3 OR MORE SACKS IN A GAME BY A PLAYER

By Panthers: 3, Star Lotulelei vs. Arizona 10/30/16
Playoffs: 3, Kony Ealy vs. Denver 2/7/16
By Opponents: 3, Everson Griffen vs. Minnesota 9/25/16
Playoffs: Has never happened

PUNT RETURNED FOR A TOUCHDOWN IN A GAME BY A PLAYER

By Panthers: 60, Kaelin Clay at New York Jets 11/26/17
Playoffs: 59, Steve Smith at Seattle 1/22/06
By Opponents: 54, Marcus Sherels vs. Minnesota 9/25/16
Playoffs: Has never happened

2 PUNTS RETURNED FOR A TOUCHDOWN IN A GAME BY A PLAYER

By Panthers: 87, 61 Steve Smith vs. Cincinnati 12/8/02
Playoffs: Has never happened
By Opponents: 82, 75 Darrien Gordon at Denver 11/9/97
Playoffs: Has never happened

KICKOFF RETURNED FOR A TOUCHDOWN IN A GAME BY A PLAYER

By Panthers: 103, Damiere Byrd vs. Tampa Bay 12/24/17
Playoffs: Has never happened
By Opponents: 99, Andre Roberts vs. Washington 11/22/15
Playoffs: Has never happened

INTERCEPTION RETURNED FOR A TOUCHDOWN IN A GAME BY A PLAYER

By Panthers: 8, Kurt Coleman at Atlanta 10/2/16
Playoffs: 22, Luke Kuechly vs. Arizona 1/24/16
By Opponents: 76, Eddie Jackson at Chicago 10/22/17
Playoffs: 90, Kam Chancellor at Seattle 1/10/15

FUMBLE RETURNED FOR A TOUCHDOWN IN A GAME BY A PLAYER

By Panthers: Colin Jones vs. New York Giants, 10/7/18
Playoffs: Has never happened
By Opponents: Eddie Jackson at Chicago 10/22/17
Playoffs: Malik Jackson vs. Denver 2/7/16

TWO DEFENSIVE RETURNS FOR TOUCHDOWN IN A GAME

By Panthers: Kurt Coleman 36-yard interception return, Luke Kuechly 32-yard interception return at Dallas 11/26/15
Playoffs: Has never happened
By Opponents: Eddie Jackson 75-yard fumble return, Eddie Jackson 76-yard interception return at Chicago 10/22/17
Playoffs: Has never happened

PUNT BLOCKED

By Panthers: Jason Williams blocks Ryan Quigley vs. New York Jets 12/15/13
Playoffs: Has never happened
By Opponents: Adam Thielen blocks Brad Nortman, returned for touchdown and Jasper Brinkley blocks Brad Nortman, returned for touchdown by Everson Griffen at Minnesota 11/30/14
Playoffs: Has never happened

PUNT BLOCKED FOR A TOUCHDOWN

By Panthers: Michael Bates blocks Matt Turk recovered by Dwight Stone in end zone vs. Washington 12/13/98
Playoffs: Has never happened
By Opponents: Adam Thielen blocks Brad Nortman, returned for touchdown and Jasper Brinkley blocks Brad Nortman, returned for touchdown by Everson Griffen at Minnesota 11/30/14
Playoffs: Has never happened

PUNT BLOCKED FOR A SAFETY

By Panthers: Greg Hardy blocks Matt Dodge punt out of end zone at New York Giants 9/12/10
Playoffs: Has never happened
By Opponents: Has never happened
Playoffs: Has never happened

PAT KICK MISSED

By Panthers: Graham Gano vs. Tampa Bay 12/24/17
Playoffs: John Kasay at Chicago 1/15/06
By Opponents: Dustin Hopkins at Washington 12/19/16
Playoffs: Has never happened

PAT KICK BLOCKED

By Panthers: Julius Peppers blocks Matt Bryant kick vs. Tampa Bay 12/8/08
Playoffs: Has never happened
By Opponents: William Gholston blocks Graham Gano kick vs. Tampa Bay 12/24/17
Playoffs: Has never happened

BLOCKED PAT RETURNED FOR TWO POINT CONVERSION

By Panthers: Has never happened
Playoffs: Has never happened
By Opponents: Stephone Anthony returns Graham Gano PAT attempt blocked by Kevin Williams at New Orleans 12/06/15
Playoffs: Has never happened

SAFETY SCORED

By Panthers: Philip Rivers sacked in the end zone by Mario Addison vs. San Diego 12/11/16
Playoffs: Has never happened
By Opponents: Cam Newton sacked in the end zone by Danielle Hunter vs. Minnesota 9/25/16
Playoffs: Brad Nortman tackled in the end zone by Justin Bethel vs. Arizona 1/3/15

SHUTOUT SCORED IN A GAME

By Panthers: 38-0 vs. Atlanta Falcons 12/13/15
Playoffs: 23-0 at New York Giants 1/8/06
By Opponents: 41-0 vs. Atlanta 11/24/02
Playoffs: Has never happened

FIELD GOAL BLOCKED

By Panthers: Kawann Short blocks Connor Barth's 52-yard field goal attempt at Chicago
Playoffs: Shane Burton blocks Adam Vinatieri 36-yard field goal attempt at New England 2/1/04
By Opponents: Dominique Rodgers-Cromartie blocks Graham Gano's 34-yard field goal attempt at New York Giants 12/20/15
Playoffs: Has never happened

BLOCKED FIELD GOAL RETURNED FOR TOUCHDOWN

By Panthers: Doug Evans returns John Carney 37-yard field goal 54 yards vs. San Diego 12/17/00 (kick blocked by Jay Williams)
Playoffs: Has never happened
By Opponents: Aeneas Williams returns John Kasay 37-yard field goal 72 yards vs. Arizona 11/19/95 (kick blocked by Seth Joyner)
Playoffs: Has never happened

TWO POINT ATTEMPT MADE

By Panthers: Cam Newton run at New York Jets 11/26/17
Playoffs: Cam Newton pass to Mike Tolbert vs. Arizona 1/24/16
By Opponents: Eli Manning pass to Rhett Ellison vs. New York Giants, 10/7/18
Playoffs: Peyton Manning pass to Bennie Fowler vs. Denver 1/7/16

TWO POINT ATTEMPT FAILED

By Panthers: Bobbled snap vs. Dallas ruled failed conversion 9/9/18
Playoffs: Jake Delhomme pass attempt failed vs. Arizona 1/10/08
By Opponents: Philip Rivers pass attempt failed vs. San Diego 12/11/16
Playoffs: Troy Aikman pass incomplete vs. Dallas 1/5/97

40 POINTS SCORED IN A GAME

By Panthers: 45, vs. Miami 11/13/17
Playoffs: 49, vs. Arizona 1/24/16
By Opponents: 40, at Seattle 12/4/16
Playoffs: Has never happened

50 POINTS SCORED IN A GAME

By Panthers: 52, vs. Cincinnati 12/8/02
Playoffs: Has never happened
By Opponents: 52, at Oakland 12/24/00
Playoffs: Has never happened

ALL-TIME CAREER SCORERS

SCORING	YEARS	TD	TDr	TDp	TDrt	FG	ATT	PAT	ATT	2pt.	S	PTS
Kasay, John	1995-2010	0	0	0	0	351 -	424	429 -	438	0	0	1482
Gano, Graham	2012-2018	0	0	0	0	158 -	184	228 -	238	0	0	702
Smith, Steve	2001-13	75	2	67	6	0 -	0	0 -	0	2	0	454
Stewart, Jonathan	2008-2017	58	51	7	0	0 -	0	0 -	0	0	0	348
Newton, Cam	2011-2018	57	57	0	0	0 -	0	0 -	0	2	0	346
Williams, DeAngelo	2006-2014	53	46	7	0	0 -	0	0 -	0	2	0	322
Muhammad, Muhsin	1996-2004; 2008-09	50	0	50	0	0 -	0	0 -	0	2	0	304
Walls, Wesley	1996-2002	44	0	44	0	0 -	0	0 -	0	0	0	264
Olsen, Greg	2011-2018	33	0	33	0	0 -	0	0 -	0	2	0	202
Davis, Stephen	2003-2005	20	20	0	0	0 -	0	0 -	0	0	0	120
Ginn Jr., Ted	2013, 2015-2016	19	0	19	0	0 -	0	0 -	0	0	0	114
Tolbert, Mike	2012-2016	19	13	6	0	0 -	0	0 -	0	0	0	114
Mare, Olindo	2011	0	0	0	0	22 -	28	44 -	45	0	0	110
Benjamin, Kelvin	2014-2017	18	0	18	0	0 -	0	0 -	0	0	0	108
Funchess, Devin	2015-2018	18	0	18	0	0 -	0	0 -	0	1	0	110
Biakabutuka, Tshimanga	1996-2001	17	14	3	0	0 -	0	0 -	0	0	0	102
Nedney, Joe	2000	0	0	0	0	26 -	28	20 -	20	0	0	98
Foster, DeShaun	2002-2007	14	10	4	0	0 -	0	0 -	0	0	0	84
Carrier, Mark	1995-1998	13	0	13	0	0 -	0	0 -	0	0	0	78
LaFell, Brandon	2010-2013	13	0	13	0	0 -	0	0 -	0	0	0	78
Lane, Fred	1997-1999	13	13	0	0	0 -	0	0 -	0	0	0	78
Jeffers, Patrick	1999-2001	12	0	12	0	0 -	0	0 -	0	0	0	72
Ismail, Raghib	1996-1998	11	1	10	0	0 -	0	0 -	0	0	0	66
Graham, Shayne	2002	0	0	0	0	13 -	18	21 -	21	0	0	60
Goings, Nick	2001-2008	9	6	3	0	0 -	0	0 -	0	1	0	56
Johnson, Anthony	1995-1999	9	7	2	0	0 -	0	0 -	0	1	0	56
Floyd, William	1998-2000	9	7	2	0	0 -	0	0 -	0	0	0	54
Green, Willie	1995-1996	9	0	9	0	0 -	0	0 -	0	0	0	54
Hoover, Brad	2000-2009	9	3	6	0	0 -	0	0 -	0	0	0	54
King, Jeff	2006-2010	9	0	9	0	0 -	0	0 -	0	0	0	54
Mangum, Kris	1997-2006	9	0	9	0	0 -	0	0 -	0	0	0	54
Brown, Corey	2014-2016	8	0	7	1	0 -	0	0 -	0	0	0	48
Carter, Drew	2004-2007	8	0	8	0	0 -	0	0 -	0	0	0	48
McCaffrey, Christian	2017-2018	8	2	6	0	0 -	0	0 -	0	0	0	48
Proehl, Ricky	2003-2005	8	0	8	0	0 -	0	0 -	0	0	0	48
Cunningham, Richie	1999-2000	0	0	0	0	8 -	10	22 -	23	0	0	46
Colbert, Keary	2004-2007	7	0	7	0	0 -	0	0 -	0	1	0	44
Medlock, Justin	2012	0	0	0	0	7 -	10	23 -	23	0	0	44
Hayes, Donald	1998-2001	7	0	7	0	0 -	0	0 -	0	0	0	42
Smith, Lamar	2002	7	7	0	0	0 -	0	0 -	0	0	0	42
Dickson, Ed	2014-2017	6	0	5	1	0 -	0	0 -	0	0	0	36
Weinke, Chris	2001-2006	6	6	0	0	0 -	0	0 -	0	0	0	36
Bates, Michael	1996-2000	5	0	0	5	0 -	0	0 -	0	0	0	30
Brown, Dee	2002	5	4	1	0	0 -	0	0 -	0	0	0	30
Delhomme, Jake	2003-2009	5	5	0	0	0 -	0	0 -	0	0	0	30
Johnson, Keyshawn	2006	5	1	4	0	0 -	0	0 -	0	0	0	30
Munnerlyn, Captain	2009-13; 2017-18	5	0	0	5	0 -	0	0 -	0	0	0	30
Rosario, Dante	2007-2010	5	0	5	0	0 -	0	0 -	0	0	0	30
Collins, Kerry	1995-1998	4	4	0	0	0 -	0	0 -	0	2	0	28
Cotchery, Jerricho	2014-2015	4	0	4	0	0 -	0	0 -	0	1	0	26
Artis-Payne, Cameron	2015-2018	4	4	0	0	0 -	0	0 -	0	0	0	24
Byrd, Isaac	2000-2002	4	0	4	0	0 -	0	0 -	0	0	0	24
Carruth, Rae	1997-1999	4	0	4	0	0 -	0	0 -	0	0	0	24
Griffith, Howard	1995-1996	4	2	2	0	0 -	0	0 -	0	0	0	24
Minter, Mike	1997-2006	4	0	0	4	0 -	0	0 -	0	0	0	24
Moore, Derrick	1995	4	4	0	0	0 -	0	0 -	0	0	0	24

Shockey, Jeremy	2011	4	0	4	0	0	-	0	0	-	0	0	0	24
Whittaker, Fozzy	2014-2018	4	2	2	0	0	-	0	0	-	0	0	0	24
Beuerlein, Steve	1996-2000	3	3	0	0	0	-	0	0	-	0	1	0	20
Gamble, Chris	2004-2012	3	0	0	3	0	-	0	0	-	0	0	0	18
Gettis, David	2010-13	3	0	3	0	0	-	0	0	-	0	0	0	18
Goodson, Mike	2009-2011	3	3	0	0	0	-	0	0	-	0	0	0	18
Greene, Scott	1996-1997	3	1	2	0	0	-	0	0	-	0	0	0	18
Hetherington, Chris	1999-2001	3	2	1	0	0	-	0	0	-	0	0	0	18
Huntley, Richard	2001	3	2	1	0	0	-	0	0	-	0	0	0	18
Metzelaars, Pete	1995	3	0	3	0	0	-	0	0	-	0	0	0	18
Peppers, Julius	2002-09; 2017-18	3	0	0	3	0	-	0	0	-	0	0	0	18
Byrd, Damiere	2016-2018	3	0	2	1	0	-	0	0	-	0	0	0	18
Seidman, Mike	2003-2006	2	0	2	0	0	-	0	0	-	0	1	0	14
Coleman, Kurt	2015-2017	2	0	0	2	0	-	0	0	-	0	0	0	12
Crawford, Casey	2000-2001	2	0	1	1	0	-	0	0	-	0	0	0	12
Davis, Eric	1996-2000	2	0	0	2	0	-	0	0	-	0	0	0	12
Evans, Doug	1998-2001	2	0	0	2	0	-	0	0	-	0	0	0	12
Fauria, Christian	2007	2	0	2	0	0	-	0	0	-	0	0	0	12
Gaines, Michael	2004-2006	2	2	0	0	0	-	0	0	-	0	0	0	12
Guliford, Eric	1995	2	0	1	1	0	-	0	0	-	0	0	0	12
Kinchen, Brian	1999-2000	2	0	2	0	0	-	0	0	-	0	0	0	12
Kuechly, Luke	2012-2018	2	0	0	2	0	-	0	0	-	0	0	0	12
Manning, Jr., Ricky	2003-2005	2	0	0	2	0	-	0	0	-	0	0	0	12
Marshall, Richard	2006-2010	2	0	0	2	0	-	0	0	-	0	0	0	12
Mills, Sam	1995-1997	2	0	0	2	0	-	0	0	-	0	0	0	12
Murphy, Louis	2012	2	0	1	1	0	-	0	0	-	0	0	0	12
Norman, Josh	2011-2015	2	0	0	2	0	-	0	0	-	0	0	0	12
Pilares, Kealoha	2011-2012	2	0	1	1	0	-	0	0	-	0	0	0	12
Wiggins, Jermaine	2002	2	0	2	0	0	-	0	0	-	0	0	0	12
Chandler, Jeff	2004	0	0	0	0	0	-	2	8	-	8	0	0	8
Christian, Bob	1995-1996	1	0	1	0	0	-	0	0	-	0	2	0	8
Davis, Thomas	2005-2018	0	0	0	1	0	-	0	0	-	0	0	1	8
Stone, Dwight	1995-1998	1	0	0	1	0	-	0	0	-	0	0	1	8
Sauerbrun, Todd	2001-2004	0	0	0	0	1	-	1	4	-	4	0	0	7
Anderson, C.J.	2018	1	0	1	0	0	-	0	0	-	0	0	0	6
Anderson, Rashard	2000-2001	1	0	0	1	0	-	0	0	-	0	0	0	6
Armah, Alex	2017-2018	1	1	0	0	0	-	0	0	-	0	0	0	6
Avant, Jason	2014	1	0	1	0	0	-	0	0	-	0	0	0	6
Barnidge, Gary	2008-12	1	0	1	0	0	-	0	0	-	0	0	0	6
Beebe, Don	1995	1	0	1	0	0	-	0	0	-	0	0	0	6
Bennett, Brandon	2004	1	1	0	0	0	-	0	0	-	0	0	0	6
Bersin, Brenton	2014-2017	1	0	1	0	0	-	0	0	-	0	0	0	6
Boston, Tre	2014-2016	1	0	0	1	0	-	0	0	-	0	0	0	6
Brockel, Richie	2011-2015	1	1	0	0	0	-	0	0	-	0	0	0	6
Broughton, Luther	1997-1998	1	0	1	0	0	-	0	0	-	0	0	0	6
Clay, Kaelin	2017	1	0	0	1	0	-	0	0	-	0	0	0	6
Florence, Drayton	2013	1	0	0	1	0	-	0	0	-	0	0	0	6
Gardner, Rod	2005	1	0	1	0	0	-	0	0	-	0	0	0	6
Godfrey, Charles	2008-2014	1	0	0	1	0	-	0	0	-	0	0	0	6
Greene, Kevin	1996; 1998-1999	1	0	0	1	0	-	0	0	-	0	0	0	6
Harper, Roman	2014-2015	1	0	0	1	0	-	0	0	-	0	0	0	6
Hitchcock, Jimmy	2000-2001	1	0	0	1	0	-	0	0	-	0	0	0	6
Hixon, Domenik	2013	1	0	1	0	0	-	0	0	-	0	0	0	6
Jarrett, Dwayne	2007-2010	1	0	1	0	0	-	0	0	-	0	0	0	6
Jones, Colin	2012-2018	1	0	0	1	0	-	0	0	-	0	0	0	6
King, Shawn	1996-1998	1	0	0	1	0	-	0	0	-	0	0	0	6
Kragen, Greg	1995-1997	1	0	0	1	0	-	0	0	-	0	0	0	6
Lucas, Ken	2005-2008	1	0	0	1	0	-	0	0	-	0	0	0	6
McKyer, Tim	1995	1	0	0	1	0	-	0	0	-	0	0	0	6
Mills, Ernie	1997	1	0	1	0	0	-	0	0	-	0	0	0	6

Moore, DJ	2018	1	0	1	0	0	-	0	0	-	0	0	0	6
Moorehead, Kindal	2003-07	1	0	0	1	0	-	0	0	-	0	0	0	6
Naanee, Legedu	2011	1	0	1	0	0	-	0	0	-	0	0	0	6
Ogbonnaya, Chris	2014	1	1	0	0	0	-	0	0	-	0	0	0	6
Oliver, Winslow	1996-1998	1	0	0	1	0	-	0	0	-	0	0	0	6
Philyaw, Dino	1995-1996	1	1	0	0	0	-	0	0	-	0	0	0	6
Robertson, Jamal	2004-2005	1	1	0	0	0	-	0	0	-	0	0	0	6
Samuel, Curtis	2017-2018	1	0	1	0	0	-	0	0	-	0	0	0	6
Shepard, Russell	2017	1	0	1	0	0	-	0	0	-	0	0	0	6
Smart, Rod	2002-2005	1	0	0	1	0	-	0	0	-	0	0	0	6
Smith, Torrey	2018	1	0	1	0	0	-	0	0	-	0	0	0	6
Thompson, Shaq	2015-2018	1	0	0	1	0	-	0	0	-	0	0	0	6
Uwaezuoke, Iheanyi	2000	1	0	0	1	0	-	0	0	-	0	0	0	6
Vaughan, Josh	2010-2011	1	1	0	0	0	-	0	0	-	0	0	0	6
Wallace, Al	2002-2006	1	0	0	1	0	-	0	0	-	0	0	0	6
Wesley, Dante	2002-05; 2007-09	1	0	0	1	0	-	0	0	-	0	0	0	6
White, Melvin	2013-2014	1	0	0	1	0	-	0	0	-	0	0	0	6
Witherspoon, Will	2002-2005	1	0	0	1	0	-	0	0	-	0	0	0	6
Workman, Vince	1995	1	1	0	0	0	-	0	0	-	0	0	0	6
Wright, Jarius	2018	1	0	1	0	0	-	0	0	-	0	0	0	6
Hardy, Greg	2010-2014	0	0	0	0	0	-	0	0	-	0	0	2	4
Hilbert, Jon	2002	0	0	0	0	0	-	2	3	-	3	0	0	3
Addison, Mario	2012-2018	0	0	0	0	0	-	0	0	-	0	0	1	2
Applewhite, Antwan	2011-2012	0	0	0	0	0	-	0	0	-	0	0	1	2
Onatolu, Kenny	2012	0	0	0	0	0	-	0	0	-	0	0	1	2
Rasby, Walter	1995-1997	0	0	0	0	0	-	0	0	-	0	1	0	2
Rucker, Mike	1999-2007	0	0	0	0	0	-	0	0	-	0	0	1	2
Thomas, Hollis	2009	0	0	0	0	0	-	0	0	-	0	0	1	2
TOTALS		867	312	483	73	586	-	707	802	-	823	22	9	7828

ALL-TIME CAREER PASSERS

PASSING YARDS	YEARS	ATT	CMP	PCT	YDS	TD	INT	SACK	YDS LOST	Rtg	300yd
Newton, Cam	2011-2018	3,550	2,086	58.8%	25,957	165	97	263	1,983	85.6	17
Delhomme, Jake	2003-2009	2,669	1,580	59.2%	19,258	120	89	154	1,158	82.6	11
Beuerlein, Steve	1996-2000	1,723	1,041	60.4%	12,690	86	50	191	1,109	87.7	8
Collins, Kerry	1995-1998	1,340	694	51.8%	8,306	47	54	79	515	66.0	5
Weinke, Chris	2001-2006	687	373	54.3%	3,800	14	26	42	267	61.4	2
Peete, Rodney	2002-2004	392	228	58.2%	2,652	15	14	34	212	76.6	3
Moore, Matt	2007-2010	392	227	57.9%	2,640	16	17	28	208	73.9	1
Clausen, Jimmy	2010-2012	299	157	52.5%	1,558	3	9	33	223	58.4	0
Anderson, Derek	2011-2017	168	111	66.1%	1,265	7	5	4	17	90.0	0
Testaverde, Vinny	2007	172	94	54.7%	952	5	6	9	46	65.8	0
Carr, David	2007	136	73	53.7%	635	3	5	13	74	58.3	0
Reich, Frank	1995	84	37	44.0%	441	2	2	12	100	58.7	1
St. Pierre, Brian	2010	28	13	46.4%	173	1	2	3	23	48.7	0
Fasani, Randy	2002	44	15	34.1%	171	0	4	7	60	8.8	0
Lytle, Matt	2001	30	17	56.7%	133	1	3	3	24	39.3	0
Lewis, Jeff	1999-2000	35	18	51.4%	131	0	1	8	57	48.6	0
Trudeau, Jack	1995	17	11	64.7%	100	0	3	2	8	40.9	0
Basanez, Brett	2006-2008	11	6	54.5%	56	0	1	0	0	30.9	0
Pike, Tony	2010	12	6	50.0%	47	0	0	1	10	60.1	0
Guliford, Eric	1995	2	1	50.0%	46	0	1	0	0	56.3	0
Craig, Dameyune	2001	8	4	50.0%	34	0	0	2	15	61.5	0
Naanee, Legedu	2011	1	1	100.0%	27	0	0	0	0	118.8	0
Edwards, Armanti	2010-2013	3	2	66.7%	11	0	0	0	0	72.9	0
McCown, Josh	2008-2009	6	1	16.7%	2	0	0	1	6	39.6	0
Bono, Steve	1999	1	0	0.0%	0	0	0	0	0	39.6	0
Brown, Dee	2001-2002	1	0	0.0%	0	0	1	0	0	0.0	0
Floyd, William	1998-2000	1	0	0.0%	0	0	1	0	0	0.0	0
Foster, DeShaun	2002-2005	1	0	0.0%	0	0	0	0	0	39.6	0
Huntley, Richard	2001	1	0	0.0%	0	0	0	1	0	39.6	0
Johnson, Keyshawn	2006	1	0	0.0%	0	0	1	0	0	0.0	0
LaFell, Brandon	2010-2013	1	0	0.0%	0	0	0	0	0	39.6	0
Palardy, Michael	2017-2018	1	0	0.0%	0	0	0	0	0	39.6	0
Proehl, Ricky	2003-2004	1	0	0.0%	0	0	0	0	0	39.6	0
Sauerbrun, Todd	2001-2004	1	0	0.0%	0	0	0	0	0	39.6	0
Smith, Steve	2001-2013	1	0	0.0%	0	0	0	0	0	39.6	0
Walter, Ken	1997-2000	2	0	0.0%	0	0	0	0	0	39.6	0
Workman, Vince	1995	1	0	0.0%	0	0	0	0	0	39.6	0
TOTAL		11,823	6,796	57.5%	81,085	485	392	890	6,115	78.4	48

TEAM YEAR BY YEAR	1995	537	263	49.0%	3,304	16	25	38	258	59.1	3
	1996	487	273	56.1%	3,333	22	11	36	250	83.0	1
	1997	534	289	54.1%	3,156	17	24	44	311	63.7	1
	1998	507	292	57.6%	3,624	25	18	54	302	81.5	1
	1999	575	345	60.0%	4,447	36	15	51	286	94.3	4
	2000	566	340	60.1%	3,850	19	19	69	382	77.7	4
	2001	579	314	54.2%	3,098	12	22	32	216	60.7	1
	2002	464	255	55.0%	2,981	15	22	44	287	65.7	3
	2003	460	270	58.7%	3,238	19	16	26	188	79.6	2
	2004	536	311	58.0%	3,889	29	15	33	246	87.0	4

2005	449	269	59.9%	3,485	25	16	28	214	88.1	1
2006	539	325	60.3%	3,486	19	17	32	222	77.9	2
2007	505	285	56.4%	2,941	19	17	33	206	71.9	1
2008	414	246	59.4%	3,288	15	12	20	130	84.7	0
2009	465	264	56.8%	3,070	16	20	33	271	70.5	2
2010	484	256	52.9%	2,635	9	21	50	346	57.0	1
2011	519	312	60.1%	4,089	21	17	35	260	84.9	3
2012	490	284	58.0%	3,927	19	12	36	244	86.5	3
2013	473	292	61.7%	3,379	24	13	43	336	88.8	1
2014	545	327	60.0%	3,828	23	12	42	317	86.2	1
2015	501	300	59.9%	3,873	35	10	33	284	99.2	3
2016	563	306	54.4%	3,962	21	19	36	277	75.1	3
2017	501	293	58.5%	3,319	22	16	35	242	79.7	2
2018	130	85	65.4%	883	7	3	7	40	93.2	1
TOTAL	11,823	6,796	57.5%	81,085	485	392	890	6,115	78.4	48

ALL-TIME CAREER RUSHERS

RUSHING YARDS	YEARS	RSH	YDS	AVG	LONG	TDs	100-yd. gms.
Stewart, Jonathan	2008-2017	1,699	7,318	4.3	69t	51	16
Williams, DeAngelo	2006-2014	1,432	6,846	4.8	77	46	18
Newton, Cam	2011-2018	864	4,485	5.2	72t	57	3
Foster, DeShaun	2002-2007	851	3,336	3.9	71	10	7
Biakabutuka, Tshimanga	1996-2001	611	2,530	4.1	67t	14	7
Davis, Stephen	2003-2005	522	2,085	4.0	40	20	7
Lane, Fred	1997-1999	502	2,001	4.0	50	13	6
Johnson, Anthony	1995-1999	482	1,795	3.7	29	7	6
Goings, Nick	2001-2008	400	1,470	3.7	57t	6	5
Tolbert, Mike	2012-2016	289	992	3.4	29	13	0
Hoover, Brad	2000-2009	284	961	3.4	35	3	1
Moore, Derrick	1995	195	740	3.8	53t	4	2
Smith, Lamar	2002	209	737	3.5	59	7	1
Huntley, Richard	2001	165	665	4.0	25	2	1
McCaffrey, Christian	2017-2018	152	580	3.8	40	2	1
Whittaker, Fozzy	2014-2018	121	536	4.4	25	2	1
Goodson, Mike	2009-2011	125	501	4.0	45	3	2
Artis-Payne, Cameron	2015-2018	99	422	4.3	43	4	0
Smith, Steve	2001-2013	57	387	6.8	39	2	0
Brown, Dee	2002	102	360	3.5	24	4	1
Beuerlein, Steve	1996-2000	109	305	2.8	20	3	0
Delhomme, Jake	2003-2009	152	260	1.7	13	5	0
Collins, Kerry	1995-1998	107	217	2.0	21	4	0
Griffith, Howard	1995-1996	77	204	2.6	15	2	0
Ginn Jr., Ted	2013, 2015-2016	22	187	8.5	43	0	0
Oliver, Winslow	1996-1998	48	183	3.8	16	0	0
Floyd, William	1998-2000	79	182	2.3	16	7	0
Christian, Bob	1995-1996	41	158	3.9	17	0	0
Greene, Scott	1996-1997	45	157	3.5	10t	1	0
Ismail, Raghib	1996-1998	15	154	10.3	36	1	0
Weinke, Chris	2001-2006	54	148	2.7	23	6	0
Brown, Corey	2014-2016	16	139	8.7	28	0	0
Sutton, Tyrell	2009-2010	25	139	5.6	32	0	0
Workman, Vince	1995	35	139	4.0	14	1	0
LaFell, Brandon	2010-2013	6	110	18.3	60	0	0
Fasani, Randy	2002	18	95	5.3	19	0	0
Thomas, Blair	1995	22	90	4.1	13	0	0
Hetherington, Chris	1999-2001	30	84	2.8	14	2	0
Reaves, Darrin	2014	31	78	2.5	9	0	0
Anderson, C.J.	2018	14	75	5.4	22	0	0
Muhammad, Muhsin	1996-2004	11	64	5.8	20	0	0
Samuel, Curtis	2017-2018	4	64	16.0	31	0	0
Baldwin, Randy	1995	23	61	2.7	9	0	0
Smart, Rod	2002-2005	27	61	2.3	6	0	0
Carr, David	2007	17	59	3.5	15	0	0
Clausen, Jimmy	2010-2012	23	57	2.5	11	0	0
Harris, Joey	2004	15	53	3.5	19	0	0
Ogbonnaya, Chris	2014	14	50	3.6	9	1	0
Robertson, Jamal	2004-2005	14	41	2.9	11	1	0
Philyaw, Dino	1996	12	38	3.2	8	1	0
Lewis, Jeff	1999-2000	12	37	3.1	19	0	0

Vaughan, Josh	2010-2011	10	31	3.1	9	1	0
Moore, DJ	2018	3	28	9.3	18	0	0
Carruth, Rae	1996-1999	7	27	3.9	6	0	0
Clay, Kaelin	2017	2	27	13.5	29	0	0
Moore, Matt	2007-2010	20	27	1.4	8	0	0
Bates, Michael	1996-2000	8	25	3.1	12	0	0
Craig, Dameyune	1999-2001	5	24	4.8	13	0	0
Shelton, Eric	2005-2006	8	23	2.9	9	0	0
Anderson, Derek	2011-2017	25	22	0.9	8	0	0
Fiammetta, Tony	2009-2010	7	22	3.1	11	0	0
Testaverde, Vinny	2007	9	22	2.4	16	0	0
Metcalf, Eric	1999	2	20	10.0	17	0	0
Montgomery, Joe	2002	7	20	2.9	5	0	0
Shepard, Russell	2017	2	19	9.5	11	0	0
Carter, Drew	2004-2007	2	18	9.0	11	0	0
Bennett, Brandon	2004	6	17	2.8	11	1	0
Pilares, Kealoha	2011-2012	1	17	17.0	5	0	0
Cotchery, Jerricho	2014-2015	1	16	16.0	16	0	0
Jeffers, Patrick	1999-2001	2	16	8.0	23	0	0
Adams, Joe	2012	3	13	4.3	5	0	0
Brockel, Richie	2011-2015	4	13	3.3	7t	1	0
Peete, Rodney	2002-2004	23	13	0.6	10	0	0
Byrd, Damiere	2016-2018	1	12	12.0	12	0	0
Edwards, Armanti	2010-2013	2	12	6.0	7	0	0
Hoard, Leroy	1996	5	11	2.2	5	0	0
Jarrett, Dwayne	2007-2010	1	11	11.0	11	0	0
Felton, Jerome	2011	3	10	3.3	4	0	0
Armah, Alex	2017-2018	3	9	3.0	4	1	0
Stone, Dwight	1995-1998	2	9	4.5	6	0	0
Lytle, Matt	2001	2	8	4.0	4	0	0
Barner, Kenjon	2013	6	7	1.2	2	0	0
Colbert, Kerry	2004-2007	1	6	6.0	6	0	0
Senn, Jordan	2010-2013	1	5	5.0	5	0	0
Smith, Armond	2012-2013	7	5	0.7	5	0	0
Johnson, Keyshawn	2006	1	4	4.0	4	1	0
Haynes, Alex	2007	3	3	1.0	3	0	0
Murphy, Louis	2012	1	3	3.0	3	0	0
Reich, Frank	1995	1	3	3.0	3	0	0
Basanez, Brett	2006	1	2	2.0	2	0	0
Gettis, David	2010-2012	3	2	0.7	19	0	0
Guliford, Eric	1995	2	2	1.0	1	0	0
Avant, Jason	2014	1	1	1.0	1	0	0
Green, Willie	1995-1996	1	1	1.0	1	0	0
Proehl, Ricky	2003-2005	2	1	0.5	9	0	0
Baker, Jason	2005-2011	1	0	0.0	0	0	0
Poole, Tauren	2014	1	0	0.0	0	0	0
Sauerbrun, Todd	2001-2004	1	0	0.0	0	0	0
Nortman, Brad	2012-2015	1	-1	-1.0	-1	0	0
Webb, Joe	2014-2016	1	-1	-1.0	-1	0	0
Bono, Steve	1999	2	-2	-1.0	-1	0	0
Byrd, Isaac	2000-2002	2	-2	-1.0	-2	0	0
Presley, De'Andre	2014	1	-2	-2.0	-2	0	0
Rosario, Dante	2007-2010	1	-2	-2.0	-2	0	0
McCown, Josh	2008	4	-3	-0.8	0	0	0
Carrier, Mark	1995-1998	3	-4	-1.3	4	0	0

Hankton, Karl	2000-2006	2	-4	-2.0	2	0	0
Nakamura, Haruki	2012	1	-4	-4.0	-4	0	0
Walter, Ken	1997-2000	5	-5	-1.0	-5	0	0
TOTAL		10,512	42,993	4.1	77	310	85

TEAM YEAR BY YEAR	1995	454	1,573	3.5	53t	10	2
	1996	502	1,729	3.4	35t	9	5
	1997	441	1,770	4.0	50	11	6
	1998	405	1,458	3.6	41	11	4
	1999	356	1,525	4.3	67t	12	2
	2000	363	1,186	3.3	43	7	2
	2001	354	1,372	3.9	39	9	2
	2002	452	1,586	3.5	59	11	2
	2003	522	2,091	4.0	40	9	7
	2004	422	1,582	3.7	71	10	6
	2005	487	1,679	3.4	70t	17	2
	2006	423	1,659	3.9	43t	7	4
	2007	451	1,824	4.0	75	7	3
	2008	504	2,437	4.8	69t	30	10
	2009	525	2,498	4.8	77	18	9
	2010	428	1,846	4.3	60	7	4
	2011	445	2,408	5.4	74t	26	1
	2012	462	2,088	4.5	72t	21	2
	2013	483	2,026	4.2	56	14	1
	2014	473	2,036	4.3	69t	10	3
	2015	526	2,282	4.3	47	19	2
	2016	453	1,814	4.0	47	16	2
	2017	490	2,102	4.3	69	15	2
	2018	122	616	5.0	45	4	1
TOTAL		10,543	43,187	4.1	77	310	84

ALL-TIME CAREER RECEIVERS

RECEIVING YARDS	YEARS	REC	YDS	AVG	LONG	TDs	100-YD GAMES
Smith, Steve	2001-2013	836	12,197	14.6	80t	67	43
Muhammad, Muhsin	1996-04; 2008-09	696	9,255	13.3	72t	50	27
Olsen, Greg	2011-2018	447	5,608	12.5	78t	33	10
Walls, Wesley	1996-2002	324	3,902	12.0	54	44	3
Carrier, Mark	1995-1998	176	2,547	14.5	66t	13	5
Benjamin, Kelvin	2014-2017	168	2,424	14.4	51	18	5
LaFell, Brandon	2010-2013	167	2,385	14.3	91t	13	2
Ginn Jr., Ted	2013, 2015-2016	134	2,047	15.3	88t	19	2
Funchess, Devin	2015-2018	135	1,922	14.2	52	18	2
Hayes, Donald	1998-2001	132	1,855	14.1	56t	7	2
Ismail, Raghib	1996-1998	117	1,657	14.2	62	10	5
Williams, DeAngelo	2006-2014	178	1,621	9.1	72t	7	1
Green, Willie	1995-1996	93	1,496	16.1	89t	9	5
Colbert, Keary	2004-2007	109	1,424	13.1	63	7	2
Mangum, Kris	1997-2006	151	1,424	9.4	35	9	0
Proehl, Ricky	2003-2005	86	1,327	15.4	69	8	2
Stewart, Jonathan	2008-2017	162	1,295	8.0	55t	7	1
Jeffers, Patrick	1999-2001	77	1,209	15.7	88t	12	5
Cotchery, Jerricho	2014-2015	87	1,065	12.2	59	4	0
Hoover, Brad	2000-2009	145	1,046	7.2	34	6	0
Brown, Corey	2014-2016	79	1,019	12.9	47t	7	0
Foster, DeShaun	2002-2007	126	996	7.9	47	4	0
Carter, Drew	2004-2007	71	977	13.8	49	8	2
King, Jeff	2006-2010	112	923	8.2	31	9	0
Byrd, Isaac	2000-2002	73	897	12.3	42	4	0
Rosario, Dante	2007-2010	82	894	10.9	54	5	0
Goings, Nick	2001-2008	110	880	8.0	37	3	0
McCaffrey, Christian	2017-2018	107	843	7.9	37	6	2
Johnson, Anthony	1995-1999	103	816	7.9	55	2	0
Johnson, Keyshawn	2006	70	815	11.6	40	4	1
Dickson, Ed	2014-2017	67	807	12.0	64	5	1
Carruth, Rae	1997-1999	62	804	13.0	52	4	2
Biakabutuka, Tshimanga	1996-2001	77	789	10.2	47	3	0
Tolbert, Mike	2012-2016	94	771	8.2	40	6	0
Gettis, David	2010-2012	37	508	13.7	88	3	1
Naanee, Legedu	2011	44	467	10.6	28	1	0
Shockey, Jeremy	2011	37	455	12.3	29	4	0
Guliford, Eric	1995	29	444	15.3	49	1	0
Jarrett, Dwayne	2007-2010	35	428	12.2	30t	1	0
Floyd, William	1998-2000	62	416	6.7	25	2	0
Bersin, Brenton	2014-2017	32	415	13.0	30	1	0
Whittaker, Fozzy	2014-2018	47	397	8.4	28t	2	0
Murphy, Louis	2012	25	336	13.4	55	1	0
Gaines, Michael	2004-2006	31	335	10.8	38	2	0
Goodson, Mike	2009-2011	43	329	7.7	32	0	0
Barnidge, Gary	2008-2012	18	320	17.8	55	1	0
Griffith, Howard	1995-1996	38	286	7.5	21	2	0
Greene, Scott	1996-1997	42	284	6.8	25	2	0
Lane, Fred	1997-1999	43	275	6.4	23	0	0
Hankton, Karl	2000-2006	20	267	13.4	31	0	0
Christian, Bob	1995-1996	29	255	8.8	23	1	0

Hetherington, Chris	1999-2001	37	240	6.5	19	1	0
Davis, Stephen	2003-2005	21	236	11.2	25	0	0
Shepard, Russell	2017	17	202	11.9	40t	1	0
Avant, Jason	2014	21	201	9.6	22	1	0
Oliver, Winslow	1996-1998	21	191	9.1	29	0	0
Hackett, DJ	2008	13	181	13.9	37	0	0
Metzelaars, Pete	1995	20	171	8.6	27	3	0
Smith, Lamar	2002	20	167	8.4	58	0	0
Broughton, Luther	1997-1998; 2001	8	164	20.5	68t	1	0
Seidman, Mike	2003-2006	18	158	8.8	27	2	0
Beebe, Don	1995	14	152	10.9	24	1	0
Samuel, Curtis	2017-2018	17	152	8.9	25t	1	0
Metcalf, Eric	1999	11	133	12.1	33	0	0
Sutton, Tyrell	2009-2010	18	132	7.3	14	0	0
Mills, Ernie	1997	11	127	11.5	37	1	0
Wiggins, Jermaine	2002-2003	16	125	7.8	23	2	0
Byrd, Damiere	2016-2018	11	121	11.0	21	2	0
Edwards, Armanti	2010-2013	5	121	24.2	82	0	0
Wright, Jarius	2018	12	117	9.8	27	1	0
Moore, DJ	2018	6	103	17.2	51t	1	0
Clowney, David	2010	6	102	17.0	31	0	0
Huntley, Richard	2001	21	101	4.8	23	1	0
Brown, Dee	2002	17	86	5.1	15	1	0
Gardner, Rod	2005	9	84	9.3	15	1	0
Workman, Vince	1995	13	74	5.7	14	0	0
Thomas, Ian	2018	10	72	7.2	27	0	0
Artis-Payne, Cameron	2015-2018	7	71	10.1	20	0	0
Smith, Torrey	2018	7	67	9.6	26	1	0
Moore, Kenny	2008-2009	6	59	9.8	22	0	0
Clay, Kaelin	2017	5	57	11.4	15	0	0
Crawford, Casey	2000-2001	5	57	11.4	16	1	0
Hixon, Domenik	2013	7	55	7.9	14t	1	0
Kinchen, Brian	1999-2000	6	52	8.7	26t	2	0
Rasby, Walter	1995-1997	6	48	8.0	15	0	0
Uwaezuoke, Iheanyi	2000	4	46	11.5	21	0	0
Williams, Brandon	2013-2015	4	44	11.0	16	0	0
Pilares, Kealoha	2011-2012	2	42	21.0	36t	1	0
Bates, Michael	1996-2000	6	40	6.7	23	0	0
Fauria, Christian	2007	5	39	7.8	16	2	0
Biddle, Taye	2006	3	37	12.3	22	0	0
Robinson, Ryne	2007-2008	4	35	8.8	12	0	0
Fiammetta, Tony	2009-2010	5	34	6.8	11	0	0
Newton, Cam	2011-2018	1	33	33.0	27	0	0
Campbell, Matt	1995-2000	3	32	10.7	12	0	0
Jones, Mark	2008	2	32	16.0	19	0	0
Reaves, Darrin	2014	5	31	6.2	16	0	0
Hartsock, Ben	2011-2013	2	30	15.0	25	0	0
Manhertz, Chris	2016-2018	3	27	9.0	11	0	0
Brockel, Richie	2011-2015	4	25	6.3	12	0	0
Anderson, C.J.	2018	1	24	24.0	24	1	0
Felton, Jerome	2011	2	24	12.0	17	0	0
Thomas, Blair	1995	3	24	8.0	14	0	0
Tillman, Lawyer	1995	2	22	11.0	12	0	0
Webb, Joe	2014-2016	2	19	9.5	16	0	0
Stone, Dwight	1995-1998	2	18	9.0	11	0	0
Smart, Rod	2002-2005	4	16	4.0	5	0	0

Dyson, Kevin	2003	2	15	7.5	9	0	0
Haynes, Alex	2007	3	14	4.7	6	0	0
Moore, Derrick	1995	4	12	3.0	5	0	0
Simonson, Scott	2015-2017	1	10	10.0	10	0	0
Adams, Joe	2012	1	7	7.0	7	0	0
Barner, Kenjon	2013	2	7	3.5	5	0	0
Martin, Charly	2009-2010	1	6	6.0	6	0	0
Shelton, Eric	2006	1	6	6.0	6	0	0
Ajirotutu, Seyi	2011	1	4	4.0	4	0	0
Craig, Dameyune	1999-2001	2	4	2.0	4	0	0
Dennis, Mark	1995-1996	1	3	3.0	3	0	0
Gross, Jordan	2003-13	0	1	0.0	1	0	0
Collins, Kerry	1995-1998	1	-11	-11.0	-11	0	0
TOTAL		6,796	81,085	11.9	91t	485	131

TEAM YEAR BY YEAR	1995	263	3,304	12.6	89t	16	7
	1996	273	3,333	12.2	55	22	3
	1997	289	3,156	10.9	59t	17	5
	1998	292	3,624	12.4	72t	25	7
	1999	345	4,447	12.9	88t	36	11
	2000	340	3,850	11.3	54	19	7
	2001	314	3,098	9.9	48	12	2
	2002	255	2,981	11.7	69	15	5
	2003	270	3,238	12.0	67t	19	5
	2004	311	3,889	12.5	63	29	9
	2005	269	3,485	13.0	80t	25	10
	2006	325	3,486	10.7	72t	19	7
	2007	285	2,941	10.3	74t	19	5
	2008	246	3,288	13.4	65t	15	9
	2009	264	3,070	11.6	66	16	2
	2010	256	2,635	10.3	88t	9	1
	2011	312	4,089	13.1	91t	21	8
	2012	284	3,927	13.8	82	19	6
	2013	292	3,379	11.6	79t	24	1
	2014	327	3,828	11.7	51	23	6
	2015	300	3,873	12.9	74t	35	4
	2016	306	3,962	12.9	88t	21	4
	2017	293	3,319	11.3	64	22	4
	2018	85	883	10.4	51t	7	1
TOTAL		6,796	81,085	11.9	91t	485	129

ALL-TIME CAREER INTERCEPTORS

INTERCEPTORS	YEARS	INTS	YDS	AVG	LONG	TDs
Gamble, Chris	2004-2012	27	326	12.1	61t	2
Davis, Eric	1996-2000	25	226	9.0	56t	2
Minter, Mike	1997-2006	17	421	24.8	62	4
Kuechly, Luke	2012-2018	16	127	7.9	32t	1
Marshall, Richard	2006-2010	14	315	22.5	73	2
Evans, Doug	1998-2001	14	162	11.6	49	1
Lucas, Ken	2005-2008	13	158	12.2	43	0
Davis, Thomas	2005-2018	13	79	6.1	31	0
Godfrey, Charles	2008-2014	11	179	16.3	38	1
Coleman, Kurt	2015-2017	11	146	13.3	37	2
Grant, Deon	2000-2003	11	137	12.5	43	0
Beason, Jon	2007-2013	9	107	11.9	44	0
Manning, Ricky	2003-2005	9	99	11.0	30	1
Munnerlyn, Captain	2009-13; 2017-18	7	230	32.9	74t	5
Norman, Josh	2012-2015	7	172	24.6	46t	2
Maxie, Brett	1995-1996	7	94	13.4	49	0
Witherspoon, Will	2002-2005	7	93	13.3	35	1
Cota, Chad	1995-1997	7	91	13.0	35	0
Mills, Sam	1995-1997	7	86	12.3	36t	1
Martin, Sherrod	2009-2012	7	85	12.1	34	0
Hitchcock, Jimmy	2000-2001	6	181	30.2	88t	1
Peppers, Julius	2002-09; 2017-18	6	177	29.5	97	2
Terrell, Pat	1995-1997	6	39	6.5	21	0
Morgan, Dan	2001-2007	5	56	11.2	22	0
Harris, Chris	2007-2009	5	49	9.8	30	0
Poole, Tyrone	1995-1997	5	43	8.6	35	0
Howard, Reggie	2001-2003	5	37	7.4	16	0
Wallace, Al	2002-2006	4	96	24.0	53	0
Brady, Jeff	1998	4	85	21.3	43	0
Branch, Colin	2003-2006	4	79	19.8	76	0
Mitchell, Mike	2013	4	63	15.8	38	0
Adams, Mike	2017-2018	4	60	15.0	40	0
Harper, Roman	2014-2015	4	43	10.8	31t	1
Bradberry, James	2016-2017	4	24	6.0	16	0
Boston, Tre	2014-2016	3	113	37.7	84t	1
McKyer, Tim	1995	3	99	33.0	96t	1
McCree, Marlon	2005	3	73	24.3	46	0
White, Melvin	2013-2014	3	32	10.7	23	0
Cook, Toi	1996-1997	3	28	9.3	22	0
Worley, Daryl	2016-2017	3	22	7.3	22	0
Cooper, Deke	2002; 2007	3	19	6.3	19	0
Anderson, James	2006-2012	3	6	2.0	5	0
Lester, Robert	2013-2014	3	5	1.7	5	0
Jackson, Donte	2018	3	0	0.0	0	0
Cason, Antoine	2014	2	81	40.5	80	0
Fields, Mark	2002-2004	2	51	25.5	30	0
Florence, Drayton	2013	2	40	20.0	38t	1
Nakamura, Haruki	2012	2	39	19.5	21	0
Buckner, Brentson	2001-2005	2	37	18.5	29	0
Alexander, Brent	1998-1999	2	18	9.0	18	0
Greene, Kevin	1996,1998-1999	2	18	9.0	18	0

Wells, Dean	1999-2001	2	15	7.5	14	0
McDaniel, Emmanuel	2002	2	13	6.5	13	0
Jones, Colin	2012-2018	2	10	5.0	10	0
Cousin, Terry	2002	2	4	2.0	4	0
Gilbert, Sean	1998-2002	2	4	2.0	4	0
Benwikere, Bené	2014-2016	2	1	0.5	1	0
Williams, Shaun	2006	2	1	0.5	1	0
Tillman, Charles	2015	2	0	0.0	0	0
Stanford, R.J.	2010-2011	1	53	53.0	53	0
Smith, Rod	1995-1996,1997-1998	1	43	43.0	43	0
Lofton, Steve	1995-1996,1998-1999	1	42	42.0	42	0
DeCoud, Thomas	2014	1	35	35.0	35	0
McDowell, Bubba	1995	1	33	33.0	33	0
Kragen, Greg	1995-1997	1	29	29.0	29	0
Edwards, Dwan	2012-2015	1	27	27.0	27	0
Richardson, Damien	1998-2004	1	27	27.0	27	0
McClain, Robert	2010; 2015-2016	1	24	24.0	24	0
Veland, Tony	1998	1	24	24.0	24	0
Allen, Brian	2002-2004	1	21	21.0	21	0
Senn, Jordan	2009-2013	1	21	21.0	21	0
Nelson, Jonathan	2011	1	20	20.0	20	0
Williams, Teddy	2015-2017	1	19	19.0	19	0
Moorehead, Kindal	2003-2007	1	17	17.0	17	1
Thompson, Shaq	2015-2018	1	12	12.0	12	0
Barrow, Micheal	1997-1999	1	10	10.0	10	0
Burton, Shane	2002-2003	1	10	10.0	10	0
Hawkins, Artrell	2004	1	9	9.0	9	0
Kesier, Thomas	2011-2012	1	9	9.0	9	0
Klein, A.J.	2013-2015	1	8	8.0	8	0
Morton, Christian	2006	1	8	8.0	8	0
Ealy, Kony	2014-2016	1	7	7.0	7	0
McGill, Lenny	1998	1	6	6.0	6	0
Johnson, Ed	2010	1	5	5.0	5	0
Manuel, Marquand	2007	1	4	4.0	4	0
Lloyd, Greg	1998	1	3	3.0	3	0
King, Shawn	1995-1998	1	1	1.0	1	0
Lathon, Lamar	1995-1998	1	1	1.0	1	0
Anderson, Rashard	2000-2001	1	0	0.0	0	0
Brown, Everette	2009-2010	1	0	0.0	0	0
Diggs, Na'il	2006-2009	1	0	0.0	0	0
Navies, Hannibal	2000-2002	1	0	0.0	0	0
Obada, Efe	2018	1	0	0.0	0	0
Pieri, Damon	1995-1997	1	0	0.0	0	0
Robinson, Eugene	2000	1	0	0.0	0	0
Rucker, Mike	1999-2007	1	0	0.0	0	0
Thomas, Josh	2011-13	1	0	0.0	0	0
Towns, Lester	2000-2003	1	0	0.0	0	0
Williams, Jay	2000-2002	1	0	0.0	0	0
Woodall, Lee	2000	1	0	0.0	0	0
Pugh, Jordan	2010-2011	1	-2	-2.0	-2	0
TOTAL		380	5,294	13.9	97	31

ALL-TIME 300-YARD PASSING GAMES

PLAYER	DATE	OPPONENT	ATT	CMP	YDS	TD	INT
Newton, Cam	9/18/2011	Green Bay	46	28	432	1	3
Weinke, Chris	12/10/2006	New York Giants	61	34	423	1	3
Newton, Cam	9/11/2011	at Arizona	37	24	422	2	1
Newton, Cam	10/2/2011	at Chicago	46	27	374	1	1
Beuerlein, Steve	12/12/1999	at Green Bay	42	29	373	3	0
Beuerlein, Steve	12/18/1999	San Francisco	38	27	368	4	0
Delhomme, Jake	10/15/2006	at Baltimore	39	24	365	2	2
Beuerlein, Steve	9/10/2000	at San Francisco	32	24	364	3	1
Delhomme, Jake	10/19/2003	Tennessee	49	31	362	2	0
Newton, Cam	10/8/2017	at Detroit	33	26	355	3	0
Newton, Cam	9/18/2016	San Francisco	40	24	353	4	1
Delhomme, Jake	10/30/2005	Minnesota	30	21	341	3	0
Newton, Cam	12/20/2015	at New York Giants	45	25	340	5	0
Delhomme, Jake	12/18/2004	at Atlanta	35	24	340	2	1
Newton, Cam	9/16/2018	at Atlanta	45	32	335	3	1
Newton, Cam†	1/24/2016	Arizona	28	19	335	2	1
Collins, Kerry	11/26/1995	at New Orleans	46	17	335	3	4
Beuerlein, Steve	10/3/1999	at Washington	47	23	334	1	1
Beuerlein, Steve	10/8/2000	Seattle	39	27	332	2	1
Newton, Cam	12/6/2015	at New Orleans	41	28	331	5	1
Reich, Frank	9/3/1995	at Atlanta	44	23	329	2	0
Collins, Kerry	9/21/1997	Kansas City	47	24	328	1	4
Collins, Kerry	12/8/1996	at San Francisco	37	22	327	3	0
Delhomme, Jake	10/25/2009	Buffalo	44	27	325	0	3
Delhomme, Jake†	2/1/2004	New England	33	16	323	3	0
Newton, Cam	10/16/2016	at New Orleans	47	27	322	2	1
Beuerlein, Steve	1/2/2000	New Orleans	41	22	322	5	0
Delhomme, Jake†	1/15/2006	at Chicago	33	24	319	3	1
Peete, Rodney	12/8/2002	Cincinnati	29	21	319	3	1
Delhomme, Jake	11/16/2003	Washington	30	20	317	0	2
Newton, Cam	10/1/2017	at New England	29	22	316	3	1
Delhomme, Jake	9/16/2007	Houston	41	27	316	3	1
Newton, Cam	9/27/2015	New Orleans	31	20	315	2	0
Newton, Cam	10/28/2012	at Chicago	39	20	314	0	2
Weinke, Chris	12/23/2001	St. Louis	51	24	312	1	0
Peete, Rodney	11/10/2002	New Orleans	40	23	310	2	1
Peete, Rodney	9/15/2002	Detroit	32	21	310	1	0
Beuerlein, Steve	10/22/2000	San Francisco	44	28	309	3	0
Collins, Kerry	10/29/1995	at New England	45	25	309	2	1
Delhomme, Jake	10/3/2004	Atlanta	38	23	308	0	2
Delhomme, Jake	9/20/2009	at Atlanta	41	25	308	1	1
Moore, Matt	10/24/2010	San Francisco	41	28	308	2	1
Newton, Cam	10/6/2013	at Arizona	39	21	308	0	3
Delhomme, Jake	1/2/2005	New Orleans	50	24	307	2	0
Newton, Cam	11/10/2014	at Philadelphia	40	25	306	2	3
Newton, Cam	11/26/2012	at Philadelphia	28	18	306	2	0
Delhomme, Jake	11/14/2004	at San Francisco	34	19	303	3	0
Newton, Cam	9/9/2012	at Tampa Bay	33	23	303	1	2
Collins, Kerry	10/4/1998	at Atlanta	38	20	302	3	2
Newton, Cam	12/19/2016	at Washington	37	21	300	2	0
Beuerlein, Steve	10/17/1999	at San Francisco	36	23	300	4	3
† POSTSEASON							

ALL-TIME 100-YARD RUSHING GAMES

PLAYER	DATE	OPPONENT	RSH	YDS	TD
Williams, DeAngelo	12/30/2012	at New Orleans	21	210	2
Stewart, Jonathan	12/27/2009	at New York Giants	28	206	1
Williams, DeAngelo	12/8/2008	Tampa Bay	19	186	2
McCaffrey, Christian	9/23/2018	Cincinnati	28	184	0
Williams, DeAngelo	12/28/2008	at New Orleans	25	178	0
Davis, Stephen	10/26/2003	at New Orleans	31	178	2
Foster, DeShaun	9/19/2004	at Kansas City	32	174	1
Huntley, Richard	1/6/2002	New England	21	168	0
Foster, DeShaun	1/1/2006	at Atlanta	18	165	1
Davis, Stephen	10/5/2003	New Orleans	30	159	1
Williams, DeAngelo	11/1/2009	at Arizona	23	158	0
Stewart, Jonathan	12/7/2014	New Orleans	20	155	1
Smith, Lamar	9/22/2002	at Minnesota	30	154	2
Davis, Stephen	11/2/2003	at Houston	30	153	0
Davis, Stephen	9/28/2003	Atlanta	21	153	1
Williams, DeAngelo	10/18/2009	at Tampa Bay	30	152	2
Foster, DeShaun†	1/8/2006	at New York Giants	27	151	0
Williams, DeAngelo	11/8/2009	at New Orleans	21	149	2
Lane, Fred	11/2/1997	Oakland	28	147	3
Davis, Stephen	9/14/2003	at Tampa Bay	33	142	0
Biakabutuka, Tshimanga	10/3/1999	at Washington	12	142	3
Williams, DeAngelo	11/9/2008	at Oakland	19	140	1
Lane, Fred	12/8/1997	at Dallas	34	138	0
Stewart, Jonathan	12/19/2010	Arizona	27	137	0
Johnson, Anthony	8/31/1997	Washington	20	134	0
Stewart, Jonathan	12/12/2010	Atlanta	18	133	0
Stewart, Jonathan	12/19/2016	at Washington	25	132	0
Biakabutuka, Tshimanga	9/26/1999	Cincinnati	8	132	2
Foster, DeShaun	12/4/2005	Atlanta	24	131	1
Stewart, Jonathan	11/16/2008	Detroit	15	130	1
Goings, Nick	12/26/2004	at Tampa Bay	33	127	0
Johnson, Anthony	10/13/1996	St. Louis	22	126	0
Stewart, Jonathan	10/25/2015	Philadelphia	24	125	0
Stewart, Jonathan	1/3/2010	New Orleans	16	125	1
Stewart, Jonathan†	1/3/2015	Arizona	24	123	1
Williams, DeAngelo	10/5/2008	Kansas City	20	123	2
Johnson, Anthony	11/17/1996	at St. Louis	27	123	1
Johnson, Anthony	10/20/1996	New Orleans	29	123	0
Moore, Derrick	10/1/1995	Tampa Bay	21	123	1
Stewart, Jonathan	12/21/2014	Cleveland	24	122	0
Williams, DeAngelo	11/19/2009	Miami	13	122	0
Foster, DeShaun	9/23/2007	at Atlanta	20	122	0
Goings, Nick	12/5/2004	at New Orleans	36	122	1
Brown, Dee	12/1/2002	at Cleveland	27	122	0
Williams, DeAngelo	12/30/2007	at Tampa Bay	20	121	2
Williams, DeAngelo	10/14/2007	at Arizona	10	121	1
Goings, Nick	11/21/2004	Arizona	22	121	3
Biakabutuka, Tshimanga	10/21/2001	at Washington	20	121	1
Williams, DeAngelo	9/22/2013	New York Giants	23	120	0
Goodson, Mike	11/21/2010	Baltimore	22	120	0
Stewart, Jonathan	12/6/2009	Tampa Bay	26	120	1

Williams, DeAngelo	11/16/2008	Detroit	14	120	2
Lane, Fred	12/14/1997	Green Bay	19	119	1
Moore, Derrick	10/29/1995	at New England	28	119	0
Hoover, Brad	11/27/2000	Green Bay	24	117	1
Newton, Cam	12/9/2012	Atlanta	9	116	1
Williams, DeAngelo	10/9/2011	New Orleans	9	115	1
Stewart, Jonathan	12/8/2008	Tampa Bay	15	115	2
Davis, Stephen	11/30/2003	Philadelphia	23	115	0
Williams, DeAngelo	11/19/2006	St. Louis	20	114	0
Lane, Fred	11/30/1997	New Orleans	13	112	1
Davis, Stephen	9/7/2003	Jacksonville	22	111	0
Johnson, Anthony	12/1/1996	Tampa Bay	26	111	1
Stewart, Jonathan	11/13/2017	Miami	17	110	1
Stewart, Jonathan	10/18/2009	at Tampa Bay	17	110	1
Stewart, Jonathan	12/20/2009	Minnesota	25	109	1
Biakabutuka, Tshimanga	12/27/1998	at Indianapolis	25	109	1
Williams, DeAngelo	12/21/2008	at New York Giants	24	108	4
Williams, DeAngelo	10/26/2008	Arizona	17	108	1
Goings, Nick	12/12/2004	St. Louis	31	108	1
Newton, Cam	10/13/2014	at Cincinnati	17	107	1
Foster, DeShaun	10/8/2006	Cleveland	24	106	0
Goings, Nick	11/28/2004	Tampa Bay	23	106	0
Foster, DeShaun	10/1/2006	New Orleans	16	105	1
Davis, Stephen†	1/3/2004	Dallas	26	104	1
Biakabutuka, Tshimanga	10/26/1997	Atlanta	23	104	2
Johnson, Anthony†	1/5/1997	Dallas	26	104	0
Stewart, Jonathan	12/10/2017	Minnesota	16	103	3
Biakabutuka, Tshimanga	10/8/2000	Seattle	23	103	0
Biakabutuka, Tshimanga	12/13/1998	Washington	17	103	1
Stewart, Jonathan	11/22/2015	Washington	21	102	0
Foster, DeShaun	12/24/2006	at Atlanta	28	102	0
Johnson, Anthony	10/6/1996	at Minnesota	23	102	1
Williams, DeAngelo	11/23/2008	at Atlanta	19	101	1
Lane, Fred	11/1/1998	New Orleans	35	101	1
Whittaker, Fozzy	9/18/2016	San Francisco	16	100	0
Newton, Cam	12/20/2015	at New York Giants	8	100	0
Goodson, Mike	11/14/2010	at Tampa Bay	23	100	0
Lane, Fred	9/13/1998	at New Orleans	18	100	0

† POSTSEASON

ALL-TIME 100-YARD RECEIVING GAMES

Player	Date	Opponent	Rec	Yds	TD
Smith, Steve†	1/15/2006	at Chicago	12	218	2
Smith, Steve	10/30/2005	Minnesota	11	201	1
Muhammad, Muhsin	9/13/1998	at New Orleans	9	192	1
Smith, Steve	10/15/2006	at Baltimore	8	189	1
Muhammad, Muhsin	11/16/2003	Washington	9	189	0
Olsen, Greg	10/10/2016	Tampa Bay	9	181	0
Smith, Steve	10/2/2011	at Chicago	8	181	0
Muhammad, Muhsin	12/5/2004	at New Orleans	10	179	1
Smith, Steve	9/11/2011	at Arizona	8	178	2
Smith, Steve	9/25/2005	at Miami	11	170	3
Smith, Steve	11/20/2005	at Chicago	14	169	0
Smith, Steve	11/23/2008	at Atlanta	8	168	0
Smith, Steve	12/14/2008	Denver	9	165	1
Jeffers, Patrick	1/2/2000	New Orleans	7	165	2
Smith, Steve†	1/10/2004	at St. Louis	6	163	1
Jeffers, Patrick	12/27/1999	at Pittsburgh	5	160	2
Smith, Steve	12/20/2009	Minnesota	9	157	1
Green, Willie	12/8/1996	at San Francisco	7	157	1
Green, Willie	11/12/1995	at St. Louis	6	157	1
Smith, Steve	9/18/2011	Green Bay	6	156	0
Smith, Steve	9/16/2007	Houston	8	153	3
Smith, Steve	10/19/2003	Tennessee	10	151	1
Muhammad, Muhsin	10/3/1999	at Washington	8	151	0
Smith, Steve	11/13/2006	Tampa Bay	8	149	1
Muhammad, Muhsin	9/28/2008	Atlanta	8	147	1
Jeffers, Patrick	12/12/1999	at Green Bay	8	147	2
Walls, Wesley	9/7/1997	at Atlanta	7	147	0
Green, Willie	12/17/1995	Atlanta	4	147	1
Carter, Drew	12/10/2006	New York Giants	8	144	1
Smith, Steve	12/8/2002	Cincinnati	5	144	1
Smith, Steve	10/23/2011	Washington	7	143	0
Muhammad, Muhsin†	2/1/2004	New England	4	140	1
Smith, Steve	9/11/2005	New Orleans	8	138	1
Jeffers, Patrick	12/18/1999	San Francisco	8	138	1
Smith, Steve	12/22/2007	Dallas	9	137	1
Smith, Steve	10/14/2007	at Arizona	10	136	1
Muhammad, Muhsin	12/18/2004	at Atlanta	10	135	1
Smith, Steve†	1/3/2004	Dallas	5	135	1
Olsen, Greg	9/27/2015	New Orleans	8	134	2
Smith, Steve	12/28/2008	at New Orleans	5	134	0
Proehl, Ricky	11/9/2003	Tampa Bay	3	133	1
Hayes, Donald	11/28/1999	Atlanta	5	133	1
Carter, Drew	11/18/2007	at Green Bay	5	132	1
Muhammad, Muhsin	9/23/2001	at Atlanta	10	132	0
Carrier, Mark	11/26/1995	at New Orleans	6	132	2
Olsen, Greg	10/18/2015	at Seattle	7	131	1
Smith, Steve	9/20/2009	at Atlanta	8	131	0
Smith, Steve	1/1/2006	at Atlanta	9	131	1
Muhammad, Muhsin	11/27/2000	Green Bay	11	131	2
Olsen, Greg	12/6/2015	at New Orleans	9	129	0
Muhammad, Muhsin	10/22/2000	San Francisco	9	127	0

Smith, Steve	10/22/2006	at Cincinnati	8	126	0
Muhammad, Muhsin	12/18/1999	San Francisco	11	126	3
Smith, Steve	12/11/2011	Atlanta	6	125	0
Gettis, David	10/24/2010	San Francisco	8	125	2
Muhammad, Muhsin	11/14/1999	at St. Louis	9	125	0
Carrier, Mark	9/26/1996	at Jacksonville	8	124	2
Smith, Steve	10/16/2005	at Detroit	6	123	1
Muhammad, Muhsin	11/14/2004	at San Francisco	6	123	3
Olsen, Greg	9/18/2016	San Francisco	5	122	1
Smith, Steve	10/19/2008	New Orleans	6	122	1
Green, Willie	9/3/1995	at Atlanta	7	121	1
Ginn, Jr., Ted	12/13/2015	Atlanta	2	120	2
Smith, Steve	12/2/2012	at Kansas City	5	120	1
Olsen, Greg	11/10/2014	at Philadelphia	6	119	0
Smith, Steve	10/9/2005	at Arizona	8	119	2
Ismail, Raghib	9/6/1998	Atlanta	6	119	1
Smith, Steve	10/28/2012	at Chicago	7	118	0
Smith, Steve	9/9/2007	at St. Louis	7	118	1
Muhammad, Muhsin	11/21/2004	Arizona	6	118	2
Muhammad, Muhsin	12/13/1998	Washington	7	118	0
Smith, Steve	12/8/2008	Tampa Bay	9	117	1
Smith, Steve	10/26/2008	Arizona	5	117	2
Muhammad, Muhsin	9/26/1999	Cincinnati	8	117	0
Ismail, Raghib	10/11/1998	at Dallas	6	117	2
Olsen, Greg	12/17/2017	Green Bay	9	116	1
Smith, Steve	9/29/2002	at Green Bay	5	116	0
Ginn, Jr., Ted	11/27/2016	at Oakland	4	115	1
Benjamin, Kelvin	9/21/2014	Pittsburgh	8	115	1
Muhammad, Muhsin	12/26/2004	at Tampa Bay	8	115	2
Colbert, Keary	10/10/2004	at Denver	4	115	1
Hayes, Donald	9/10/2000	at San Francisco	6	115	1
Muhammad, Muhsin	10/3/2004	Atlanta	7	114	0
Muhammad, Muhsin	12/24/2000	at Oakland	10	114	0
Carrier, Mark	10/8/1995	at Chicago	5	114	1
Brown, Corey†	1/24/2016	Arizona	4	113	1
Olsen, Greg†	1/24/2016	Arizona	6	113	0
Smith, Steve	10/12/2008	at Tampa Bay	6	112	0
Smith, Steve	9/24/2006	at Tampa Bay	7	112	0
Muhammad, Muhsin	11/10/2002	New Orleans	4	112	0
Olsen, Greg	12/14/2014	Tampa Bay	10	110	0
Carruth, Rae	9/21/1997	Kansas City	8	110	0
Benjamin, Kelvin	11/16/2014	Atlanta	9	109	1
Smith, Steve	12/9/2012	Atlanta	7	109	0
Ismail, Raghib	12/27/1998	at Indianapolis	7	109	1
Funchess, Devin	11/26/2017	at New York Jets	7	108	0
Benjamin, Kelvin	9/18/2016	San Francisco	7	108	2
Muhammad, Muhsin	9/10/2000	at San Francisco	8	108	1
Ismail, Raghib	11/3/1996	at Atlanta	5	108	0
LaFell, Brandon	10/13/2013	at Minnesota	4	107	1
Muhammad, Muhsin	9/15/2002	Detroit	8	107	1
Jeffers, Patrick	12/5/1999	St. Louis	7	107	1
Carruth, Rae	10/12/1997	at Minnesota	6	107	1
Smith, Steve	9/9/2012	at Tampa Bay	7	106	0
Johnson, Keyshawn	9/17/2006	at Minnesota	5	106	0
Smith, Steve	11/6/2005	at Tampa Bay	5	106	1
Muhammad, Muhsin	10/31/2004	at Seattle	8	106	2

Muhammad, Muhsin	12/8/2002	Cincinnati	8	106	1
Walls, Wesley	11/23/1997	at St. Louis	8	106	0
Olsen, Greg	10/19/2014	at Green Bay	8	105	0
Smith, Steve	11/30/2008	at Green Bay	4	105	0
Green, Willie	11/26/1995	at New Orleans	4	105	1
Benjamin, Kelvin	10/1/2017	at New England	4	104	0
Benjamin, Kelvin	12/14/2014	Tampa Bay	8	104	0
Ginn, Jr., Ted†	1/12/2014	San Francisco	4	104	0
Smith, Steve	9/16/2012	New Orleans	3	104	0
Proehl, Ricky	12/24/2005	Dallas	2	104	1
Muhammad, Muhsin	12/9/2001	at Buffalo	8	104	0
Muhammad, Muhsin	10/4/1998	at Atlanta	4	104	1
LaFell, Brandon	12/24/2011	Tampa Bay	3	103	1
Smith, Steve	12/11/2005	Tampa Bay	5	103	0
Muhammad, Muhsin†	1/3/2004	Dallas	4	103	0
Smith, Steve	10/12/2003	at Indianapolis	6	103	1
Muhammad, Muhsin	9/19/1999	Jacksonville	4	103	1
McCaffrey, Christian	9/16/2018	at Atlanta	14	102	0
Olsen, Greg	11/11/2012	Denver	9	102	2
Muhammad, Muhsin	12/10/2000	at Kansas City	8	102	0
Walls, Wesley	10/8/2000	Seattle	7	102	0
Ismail, Raghib	11/30/1997	New Orleans	6	102	0
McCaffrey, Christian	9/24/2017	New Orleans	9	101	0
Williams, DeAngelo	12/4/2006	at Philadelphia	7	101	1
Carrier, Mark	12/24/1995	at Washington	7	101	0
Smith, Steve	10/30/2011	Minnesota	7	100	1
Stewart, Jonathan	9/18/2011	Green Bay	8	100	0
Colbert, Keary	10/31/2004	at Seattle	4	100	0
Smith, Steve	10/26/2003	at New Orleans	9	100	0
Carrier, Mark	10/25/1998	Buffalo	5	100	1

† POSTSEASON

OPPONENTS' ALL-TIME 300-YARD PASSING GAMES

PLAYER	DATE	OPPONENT	ATT	CMP	YDS	TD	INT
Ryan, Matt	10/2/2016	at Atlanta	37	28	503	4	1
Brees, Drew	10/16/2016	New Orleans	49	34	465	4	1
Green, Trent	11/5/2000	at St. Louis	42	29	431	2	0
Brees, Drew	12/30/2012	at New Orleans	43	29	396	4	1
McCown, Josh	10/9/2005	at Arizona	46	29	394	2	3
Young, Steve	12/8/1996	at San Francisco	41	27	393	3	2
Brees, Drew	1/1/2012	at New Orleans	35	28	389	5	1
Favre, Brett	9/27/1998	Green Bay	45	27	388	5	3
Brees, Drew	12/28/2008	at New Orleans	49	30	386	4	1
Warner, Kurt	10/26/2008	Arizona	49	35	381	2	1
Rodgers, Aaron	11/9/2015	Green Bay	48	25	369	4	1
Ryan, Matt	9/30/2012	at Atlanta	40	25	369	3	1
Winston, Jameis	12/24/2017	Tampa Bay	27	21	367	1	0
Wilson, Russell†	1/17/2016	Seattle	48	31	366	3	2
Palmer, Carson	10/30/2016	Arizona	46	35	363	3	1
Harrington, Joey	9/23/2007	at Atlanta	44	31	361	2	0
Brees, Drew	10/9/2011	New Orleans	45	32	359	2	1
Culpepper, Daunte	11/19/2000	at Minnesota	29	22	357	3	0
Brady, Tom†	2/1/2004	at New England	48	32	354	3	1
Dalton, Andy	9/23/2018	Cincinnati	46	29	352	2	4
Warner, Kurt	12/5/1999	St. Louis	31	22	351	3	2
Brees, Drew	10/1/2006	New Orleans	38	28	349	1	0
Griese, Brian	11/28/2004	Tampa Bay	39	27	347	2	1
Banks, Tony	10/21/2001	at Washington	30	17	346	1	1
King, Shaun	11/21/2004	Arizona	52	28	343	1	3
Ryan, Matt	12/9/2012	Atlanta	49	34	342	2	1
Detmer, Ty	10/27/1996	at Philadelphia	38	23	342	1	1
Johnson, Brad	9/14/2003	at Tampa Bay	61	34	339	1	1
Johnson, Brad	10/3/1999	at Washington	33	20	337	4	0
Young, Steve	12/10/1995	San Francisco	45	31	336	2	1
Stafford, Matthew	11/20/2011	at Detroit	36	28	335	5	2
Sanchez, Mark	11/10/2014	at Philadelphia	37	20	332	2	0
Bulger, Marc†	1/10/2004	St. Louis	46	27	332	0	3
Brees, Drew	11/8/2009	at New Orleans	35	24	330	1	1
Brooks, Aaron	12/2/2001	at New Orleans	40	26	330	3	1
Flacco, Joe	9/28/2014	at Baltimore	31	22	327	3	0
Grbac, Elvis	11/5/1995	at San Francisco	37	26	327	0	2
Manning, Eli	10/7/2018	New York Giants	36	22	326	2	2
Winston, Jameis	1/3/2016	Tampa Bay	47	29	325	0	2
Brees, Drew	9/16/2012	New Orleans	49	31	325	1	2
Toliver, Billy Joe	11/1/1998	New Orleans	48	24	325	2	2
Dalton, Andy	10/12/2014	at Cincinnati	43	33	323	2	2
Freeman, Josh	12/6/2009	Tampa Bay	44	23	321	0	5
Garcia, Jeff	12/8/2008	Tampa Bay	38	24	321	2	0
Griese, Brian	12/26/2004	at Tampa Bay	41	30	321	3	2
Russell Wilson	9/8/2013	Seattle	33	25	320	1	0
Ryan, Matt	12/11/2011	Atlanta	38	22	320	4	0
Roethlisberger, Ben	12/23/2010	at Pittsburgh	32	22	320	1	0
Ryan, Matt	12/31/2017	at Atlanta	45	28	317	1	0
Cousins, Kirk	12/19/2016	at Washington	47	32	315	0	1
Carr, Derek	11/27/2016	at Oakland	38	26	315	2	1

Grbac, Elvis	12/10/2000	at Kansas City	44	31	315	1	2
Chandler, Chris	11/28/1999	Atlanta	42	24	315	4	0
Ryan, Matt	11/5/2017	Atlanta	38	24	313	2	1
Brees, Drew	12/8/2013	at New Orleans	42	30	313	4	0
Garcia, Jeff	12/4/2006	at Philadelphia	39	21	312	3	0
McCown, Luke	9/27/2015	New Orleans	38	31	310	0	1
Tannehill, Ryan	11/24/2013	at Miami	42	28	310	1	1
George, Jeff	12/17/1995	Atlanta	53	29	310	2	2
Kolb, Kevin	9/11/2011	at Arizona	27	18	309	2	0
Rodgers, Aaron	9/18/2011	Green Bay	30	19	308	2	0
Favre, Brett	9/30/2001	Green Bay	39	25	308	3	2
McCown, Josh	11/26/2017	at New York Jets	36	19	307	3	0
Brady, Tom	10/1/2017	at New England	45	32	307	2	0
Garcia, Jeff	10/22/2000	San Francisco	39	25	307	2	1
Ryan, Matt	12/27/2015	at Atlanta	30	23	306	1	0
Garcia, Jeff	11/18/2001	San Francisco	54	34	305	3	2
George, Jeff	11/2/1997	Oakland	38	24	304	2	1
Favre, Brett	10/3/2005	Green Bay	47	28	303	4	1
Garcia, Jeff	12/18/1999	San Francisco	46	29	303	2	1
Favre, Brett	12/12/1999	at Green Bay	38	26	302	2	1
Manning, Peyton	11/11/2012	Denver	38	27	301	1	0
Flacco, Joe	11/21/2010	Baltimore	33	24	301	1	0

† POSTSEASON

OPPONENTS' ALL-TIME 100-YARD RUSHING GAMES

PLAYER	DATE	OPPONENT	RSH	YDS	TD
Ward, Derrick	12/21/2008	at New York Giants	15	215	0
Forte, Matt	10/2/2011	at Chicago	25	205	1
Faulk, Marshall	12/23/2001	St. Louis	30	202	2
Alexander, Shaun	10/31/2004	at Seattle	32	195	1
Jones, Julius	12/24/2005	Dallas	34	194	2
Droughns, Reuben	10/10/2004	at Denver	30	193	0
Faulk, Marshall	11/11/2001	at St. Louis	15	183	2
Brown, Bryce	11/26/2012	at Philadelphia	19	178	2
Forte, Matt	10/10/2010	Chicago	22	166	2
Martin, Curtis	10/28/2001	New York Jets	27	159	0
Bell, Le'Veon	9/21/2014	Pittsburgh	21	147	0
Williams, Ricky	10/14/2001	New Orleans	31	147	1
Candidate, Trung	11/11/2001	at St. Louis	16	145	1
Williams, Ricky	10/15/2000	at New Orleans	38	144	2
Vick, Michael	12/7/2003	at Atlanta	14	141	1
Hearst, Garrison	9/29/1997	San Francisco	28	141	1
Allen, Terry	8/31/1997	Washington	25	141	2
Smith, Kevin	11/20/2011	at Detroit	16	140	2
McAlister, Deuce	1/2/2005	New Orleans	28	140	1
Staley, Duce	11/7/1999	Philadelphia	17	140	1
Turner, Michael	10/16/2011	at Atlanta	27	139	2
Hearst, Garrison	12/6/1998	San Francisco	20	139	1
Martin, Doug	11/18/2012	Tampa Bay	24	138	0
Bernard, Giovani	10/12/2014	at Cincinnati	18	137	1
Bettis, Jerome	12/26/1999	at Pittsburgh	33	137	1
Dunn, Warrick	12/18/2004	at Atlanta	28	134	1
Davis, Stephen	9/3/2000	at Washington	23	133	1
Taylor, Fred	12/9/2007	at Jacksonville	18	132	1
Parker, Willie	12/17/2006	Pittsburgh	23	132	1
Dunn, Warrick	9/10/2006	Atlanta	29	132	0
Alexander, Shaun†	1/22/2006	at Seattle	34	132	2
Brown, Ronnie	9/25/2005	at Miami	23	132	1
Smith, Emmitt	10/1/2000	Dallas	24	132	1
Hillis, Peyton	11/28/2010	at Cleveland	26	131	3
Johnson, Chris	11/13/2011	Tennessee	27	130	1
Charles, Jamal	12/2/2012	at Kansas City	27	127	0
Ivory, Chris	1/1/2012	at New Orleans	19	127	1
Abdul-Jabbar, Karim	11/15/1998	Miami	25	127	1
McAlister, Deuce	10/5/2003	New Orleans	23	124	0
Stewart, James	9/19/1999	Jacksonville	27	124	2
Jones-Drew, Maurice	9/25/2011	Jacksonville	24	122	0
Smith, Robert	10/12/1997	at Minnesota	23	120	1
Williams, Ricky	11/19/2009	Miami	22	119	2
Green, Ahman	9/13/2004	Green Bay	33	119	2
Blount, LeGarrette	9/21/2014	Pittsburgh	1	118	1
Faulk, Marshall	12/5/1999	St. Louis	22	118	0
Turner, Michael	11/23/2008	at Atlanta	24	117	4
McAlister, Deuce	12/29/2002	at New Orleans	28	117	0
Anderson, Jamal	10/4/1998	at Atlanta	31	117	1
Dunn, Warrick	10/12/2008	at Tampa Bay	22	115	0
Brown, Andre	9/20/2012	New York Giants	20	113	2
Taylor, Chester	9/17/2006	at Minnesota	24	113	0

Dillon, Corey	9/26/1999	Cincinnati	20	113	0
Turner, Michael	12/12/2010	Atlanta	28	112	3
Smith, Kevin	11/16/2008	Detroit	24	112	0
Barber, Tiki	12/10/2006	New York Giants	20	112	0
Williams, Carnell	12/11/2005	Tampa Bay	29	112	2
Smith, Emmitt	10/11/1998	at Dallas	21	112	1
Moore, Jerald	12/20/1997	St. Louis	27	112	0
Turner, Michael	11/15/2009	Atlanta	9	111	0
Thomas, Pierre	9/16/2012	New Orleans	9	110	0
Barber, Marion	12/22/2007	Dallas	22	110	1
Martin, Curtis	11/29/1998	at New York Jets	21	110	2
Foster, Arian	12/18/2011	at Houston	16	109	1
Anderson, Jamal	11/3/1996	at Atlanta	22	109	1
Anderson, Jamal	9/1/1996	Atlanta	14	108	0
Coleman, Tevin	9/16/2018	at Atlanta	16	107	0
Jennings, Rashad	12/20/2015	at New York Giants	16	107	1
Rawls, Thomas	12/4/2016	at Seattle	15	106	2
Turner, Michael	9/20/2009	at Atlanta	28	105	1
Salaam, Rashan	10/8/1995	at Chicago	28	105	0
Betts, Ladell	11/26/2006	at Washington	24	104	0
Davis, Terrell	11/9/1997	at Denver	21	104	0
Spiller, C.J.	9/15/2013	at Buffalo	16	103	0
Turner, Michael	9/30/2012	at Atlanta	13	103	0
Smith, Robert	11/19/2000	at Minnesota	23	103	1
Gore, Frank	10/24/2010	San Francisco	19	102	0
Williams, Ricky	12/2/2001	at New Orleans	27	102	0
Stewart, Kordell	12/22/1996	Pittsburgh	7	102	1
Smith, Robert	10/6/1996	at Minnesota	27	102	0
Rodgers, Jacquizz	10/10/2016	Tampa Bay	30	101	0
Johnson, Rudi	10/22/2006	at Cincinnati	26	101	0
McAlister, Deuce	10/26/2003	at New Orleans	26	101	0
Henry, Travis	12/9/2001	at Buffalo	27	101	1
Ingram, Mark	10/30/2014	New Orleans	30	100	2
White, LenDale	11/4/2007	at Tennessee	31	100	1
Addai, Joseph	10/28/2007	Indianapolis	23	100	2
Duckett, T.J.	9/28/2003	Atlanta	14	100	0

† POSTSEASON

OPPONENTS' ALL-TIME 100-YARD RECEIVING GAMES

PLAYER	DATE	OPPONENT	REC	YDS	TD
Jones, Julio	10/2/2016	at Atlanta	12	300	1
Gardner, Rod	10/21/2001	at Washington	6	208	1
Bryant, Antonio	12/8/2008	Tampa Bay	9	200	2
Jones, Julio	12/27/2015	at Atlanta	9	178	1
Sharpe, Shannon	11/9/1997	at Denver	8	174	0
Cooks, Brandin	10/16/2016	New Orleans	7	173	1
White, Roddy	9/30/2012	at Atlanta	8	169	2
Wayne, Reggie	10/28/2007	Indianapolis	7	168	1
Fitzgerald, Larry†	1/10/2009	Arizona	8	166	1
Freeman, Antonio	12/14/1997	Green Bay	10	166	2
Brown, Tim	11/2/1997	Oakland	10	163	0
Boldin, Anquan	10/9/2005	at Arizona	10	162	1
Horn, Joe	12/5/2004	at New Orleans	8	160	2
Holt, Torry	12/12/2004	St. Louis	6	151	1
Horn, Joe	12/2/2001	at New Orleans	13	150	1
Jackson, Vincent	10/4/2015	at Tampa Bay	10	147	1
Hakim, Az-Zahir	11/5/2000	at St. Louis	8	147	1
Anderson, Robby	11/26/2017	at New York Jets	6	146	2
Irvin, Michael	10/11/1998	at Dallas	6	146	0
Colston, Marques	1/1/2012	at New Orleans	7	145	2
Moulds, Eric	10/25/1998	Buffalo	5	145	2
Branch, Deion†	2/1/2004	at New England	10	143	1
Fryar, Irving	10/27/1996	at Philadelphia	7	143	0
Graham, Jimmy	10/18/2015	at Seattle	8	140	0
Westbrook, Michael	10/3/1999	at Washington	8	140	2
Smith, Steve	9/28/2014	at Baltimore	7	139	2
Matthews, Jordan	11/10/2014	at Philadelphia	7	138	2
Barden, Ramses	9/20/2012	New York Giants	9	138	0
Carter, Cris	11/19/2000	at Minnesota	8	138	1
Boldin, Anquan†	1/12/2014	San Francisco	8	136	0
Fitzgerald, Larry	10/9/2005	at Arizona	9	136	1
Thomas, Demaryius	11/11/2012	Denver	9	135	0
Pittman, Michael	11/28/2004	Tampa Bay	8	134	2
Connell, Albert	10/3/1999	at Washington	5	134	2
Boyd, Tyler	9/23/2018	Cincinnati	6	132	1
Colston, Marques	10/1/2006	New Orleans	5	132	1
Beckham, Odell	10/7/2018	New York Giants	8	131	1
Holt, Torry	11/5/2000	at St. Louis	4	130	0
Graham, Jimmy	10/9/2011	New Orleans	8	129	0
Kearse, Jermaine†	1/10/2014	at Seattle	3	129	1
Rice, Jerry	12/8/1996	at San Francisco	10	129	1
Sproles, Darren	9/16/2012	New Orleans	13	128	0
White, Roddy	9/23/2007	at Atlanta	7	127	1
Wallace, Mike	11/24/2013	at Miami	5	127	1
Boston, David	12/30/2001	Arizona	7	127	2
Rice, Jerry	9/22/1996	San Francisco	10	127	0
Colston, Marques	12/8/2013	at New Orleans	9	125	2
Fitzgerald, Larry	12/19/2010	Arizona	9	125	0
Colston, Marques	12/28/2008	at New Orleans	7	123	1
Owens, Terrell	10/17/2004	at Philadelphia	4	123	0
Mathis, Terance	9/1/1996	Atlanta	4	123	0

Wayne, Reggie	11/27/2011	at Indianapolis	5	122	1
Hakim, Az-Zahir	12/5/1999	St. Louis	4	122	2
Cobb, Randall	10/19/2014	at Green Bay	6	121	1
Moore, Lance	12/30/2012	at New Orleans	4	121	0
Rice, Jerry	12/10/1995	San Francisco	6	121	0
Sanu, Mohamed	10/12/2014	at Cincinnati	10	120	1
Johnson, Andre	9/16/2007	Houston	7	120	2
Burress, Plaxico	12/15/2002	at Pittsburgh	6	120	1
Harrison, Marvin	10/12/2003	at Indianapolis	8	119	0
Jones, Julio	11/5/2017	Atlanta	6	118	0
McCardell, Keenan	11/9/2003	Tampa Bay	9	118	1
Owens, Terrell	10/7/2001	at San Francisco	8	118	2
White, Roddy	12/9/2012	Atlanta	9	117	1
Levens, Dorsey†	1/12/1997	at Green Bay	5	117	1
Celek, Brent	11/10/2014	at Philadelphia	5	116	0
Bryant, Antonio	12/6/2009	Tampa Bay	5	116	0
Bruce, Isaac†	1/10/2004	at St. Louis	7	116	0
Connell, Albert	12/13/1998	Washington	8	116	1
Graham, Jimmy	12/30/2012	at New Orleans	9	115	1
Fitzgerald, Larry	10/26/2008	Arizona	7	115	0
Smith, Jimmy	9/19/1999	Jacksonville	10	115	0
Hilliard, Ike	9/30/2007	Tampa Bay	7	114	0
Ochocinco, Chad	12/8/2002	Cincinnati	6	114	0
Garner, Charlie	10/22/2000	San Francisco	7	112	0
Copeland, Russell	9/10/1995	at Buffalo	2	112	1
Jackson, DeSean	12/19/2016	at Washington	7	111	0
Johnson, Stevie	9/15/2013	at Buffalo	8	111	1
Stallworth, Donte'	12/4/2006	at Philadelphia	4	111	1
Bruce, Isaac	12/5/1999	St. Louis	6	111	0
Rice, Jerry	11/5/1995	at San Francisco	8	111	0
Crabtree, Michael	11/27/2016	at Oakland	8	110	0
Kearse, Jermaine†	1/17/2016	Seattle	11	110	2
Mills, Ernie	10/11/1998	at Dallas	5	110	1
Dawkins, Sean	9/13/1998	at New Orleans	5	110	1
Owens, Terrell	12/8/1996	at San Francisco	5	110	1
Bruce, Isaac	11/12/1995	at St. Louis	9	110	1
Harris, Jackie	10/1/1995	Tampa Bay	5	108	0
Evans, Mike	12/24/2017	Tampa Bay	6	107	0
Williams, Damian	11/13/2011	Tennessee	5	107	1
Owens, Terrell	10/29/2006	Dallas	9	107	0
Chrebet, Wayne	11/29/1998	at New York Jets	7	107	2
Mathis, Terance	10/26/1997	Atlanta	8	107	0
Moss, Randy	11/19/2000	at Minnesota	5	106	1
Thielen, Adam	12/10/2017	Minnesota	6	105	1
Jermaine Kearse	11/26/2017	at New York Jets	7	105	1
Forte, Matt	10/5/2014	Chicago	12	105	1
Doucet, Early	9/11/2011	at Arizona	3	105	1
Welker, Wes	12/13/2009	at New England	10	105	0
Pollard, Marcus	10/16/2005	at Detroit	3	105	0
Cooks, Brandin	12/6/2015	at New Orleans	6	104	1
White, Roddy	12/28/2014	at Atlanta	8	104	0
Jones, Julio	12/11/2011	Atlanta	3	104	2
Wallace, Mike	12/23/2010	at Pittsburgh	4	104	1
Finneran, Brian	11/24/2002	Atlanta	4	104	0
Galloway, Joey	10/13/2002	at Dallas	3	104	1
Poole, Keith	1/2/2000	New Orleans	6	104	0

Williamson, Troy	9/17/2006	at Minnesota	6	102	0
Stallworth, Donte'	12/18/2005	at New Orleans	5	102	1
Johnson, Keyshawn	9/14/2003	at Tampa Bay	9	102	0
Gadsden, Oronde	11/4/2001	at Miami	5	102	0
Dwight, Tim	11/28/1999	Atlanta	5	102	0
Dawkins, Sean	11/1/1998	New Orleans	6	102	0
Mathis, Terance	12/17/1995	Atlanta	8	102	0
Henderson, Devery	10/7/2007	at New Orleans	4	101	0
Clayton, Mark	10/15/2006	at Baltimore	5	101	2
Wilson, Cedrick	11/14/2004	at San Francisco	5	101	0
Horn, Joe	11/10/2002	New Orleans	6	101	0
Bruce, Isaac	9/17/1995	St. Louis	5	100	0

† POSTSEASON



***GAME
SUMMARIES***

GAME 1 CAROLINA 16 — DALLAS 8

September 9, 2018
Bank of America Stadium • Charlotte, NC

After a late surge by the visiting Dallas Cowboys, the Carolina Panthers hung on for a 16-8 victory in their season opener Sunday at Bank of America Stadium. Dallas running back Ezekiel Elliott scored on a 4-yard run with 8:51 left to cut the Panthers' 16-0 lead in half, and then the Carolina defense was once again called upon to make a big play - something the unit had done all game. With 1:39 remaining in the contest, defensive end Mario Addison crunched quarterback Dak Prescott, forcing a fumble that cornerback Captain Munnerylyn recovered to allow Carolina to run out the clock. The defense dominated most of the game, holding the Cowboys to 60 yards, zero third-down conversions and no scoring drives in the first half. Linebacker Shaq Thompson was a major piece to the defense's game-winning puzzle, totaling nine tackles and a sack that eventually helped set up the Panthers' first touchdown after a quick Dallas three-and-out. While the defense made the big play to seal the win, the offense put all of Carolina's points on the board. Quarterback Cam Newton finished the night 17-of-26 for 161 yards and led the team with 58 rushing yards, including a touchdown in the second quarter. After Newton's touchdown run, the Panthers' next score came by way of a field goal from kicker Graham Gano to close the first half. Their final score of the night came early in the fourth when fullback Alex Armah punched in his first career TD on a 1-yard plunge.

FINAL INDIVIDUAL and TEAM STATISTICS

Dallas Cowboys										Carolina Panthers														
RUSHING	ATT		YDS	AVG	LG	TD	RUSHING	ATT		YDS	AVG	LG	TD											
Elliott	15		69	4.6	17	1	Newton	13		58	4.5	29	1											
Prescott	5		19	3.8	9	0	McCaffrey	10		50	5.0	15	0											
R. Smith	1		5	5.0	5	0	Anderson	7		35	5.0	9	0											
Austin	1		1	1.0	1	0	Moore	1		3	3.0	3	0											
							Armah	1		1	1.0	1	1											
Total	22		94	4.3	17	1	Total	32		147	4.6	29	2											
PASSING	ATT	CMP	YDS	SK/YD	TD	LG	IN	Rtg.	PASSING	ATT	CMP	YDS	SK/YD	TD	LG	IN	Rtg.							
Prescott	29	19	170	6/32	2	20	0	81.1	Newton	26	17	161	3/15	0	19	0	82.4							
Total	29	19	170	6/32	2	20	0	81.1	Total	26	17	161	3/15	0	19	0	82.4							
PASS RECEIVING			NO	YDS	AVG	LG	TD	PASS RECEIVING			NO	YDS	AVG	LG	TD									
Beasley			7	73	10.4	17	0	McCaffrey			6	45	7.5	14	0									
Thompson			3	27	9.0	13	0	Funchess			3	41	13.7	15	0									
Swaim			3	18	6.0	11	0	Wright			3	23	7.7	10	0									
Elliott			3	18	5.7	13	0	Olsen			2	33	16.5	19	0									
Hurns			1	20	20.0	20	0	Thomas			2	4	2.0	7	0									
Gallup			1	9	9.0	9	0	T. Smith			1	15	15.0	15	0									
Williams			1	6	6.0	6	0																	
Total			19	170	8.9	20	0	Total			17	161	9.5	19	0									
INTERCEPTIONS			NO	YDS	AVG	LG	TD	INTERCEPTIONS			NO	YDS	AVG	LG	TD									
Total			0	0	---	---	0	Total			0	0	---	---	0									
PUNTING			NO	YDS	AVG	TB	IN20	L6	PUNTING			NO	YDS	AVG	TB	IN20	L6							
C. Jones			6	293	48.8	0	2	56	Palardy			6	287	47.8	1	3	52							
Total			6	293	48.8	0	2	56	Total			6	287	47.8	1	3	52							
PUNT RETURNS			NO	YDS	AVG	FC	LG	TD	PUNT RETURNS			NO	YDS	AVG	FC	LG	TD							
Austin			2	13	6.5	2	15	0	Byrd			3	47	15.7	1	30	0							
Beasley			0	0	---	1	---	0	Moore			1	15	15.0	1	15	0							
[TOUCHBACK]			1	0	---	0	---	0																
Total			2	13	6.5	3	15	0	Total			4	62	15.5	2	30	0							
KICKOFF RETURNS			NO	YDS	AVG	FC	LG	TD	KICKOFF RETURNS			NO	YDS	AVG	FC	LG	TD							
[TOUCHBACK]			4	0	0.0	0	0	0	[TOUCHBACK]			2	0	0.0	0	0	0							
Total			0	0	0.0	0	0	0	Total			0	0	0.0	0	0	0							
FUMBLES	Fum	Own Rec.	Yds	TD	FF	Opp. Rec.	Yds	TD	Out Bnds	FUMBLES	Fum	Own Rec.	Yds	TD	FF	Opp. Rec.	Yds	TD	Out Bnds					
Prescott	1	0	0	0	0	0	0	0	0	Wright	1	1	0	0	0	0	0	0	0					
Ross	0	0	0	0	1	0	0	0	0	McCaffrey	1	0	0	0	0	0	0	0	0					
Awuzie	0	0	0	0	1	0	0	0	0	Addison	0	0	0	0	1	0	0	0	0					
Lawrence	0	0	0	0	0	1	0	0	0	Munnerlyn	0	0	0	0	0	1	0	0	0					
Total	1	0	0	0	2	1	0	0	0	Total	1	0	0	0	1	1	0	0	0					
Cowboys										PANTHERS														
TOTAL FIRST DOWNS					17					20					Cowboys					PANTHERS				
--By Rushing					4					9					6-48.8					6-47.8				
--By Passing					10					9					38.5					42.3				
--By Penalty					3					2					0-0					0-0				
THIRD DOWN EFFICIENCY					2-11-18%					4-12-33%					13					62				
FOURTH DOWN EFFICIENCY					0-1-0%					0-0-0%					2-13					4-62				
TOTAL NET YARDS					232					293					0-0					0-0				
--Total Offensive Plays (inc. times thrown passing)					57					61					0-0					0-0				
--Average gain per offensive play					4.1					4.8					0-0					0-0				
NET YARDS RUSHING					94					147					10-85					9-80				
--Total Rushing Plays					22					32					1-1					2-1				
--Average gain per rushing play					4.3					4.6					1					2				
--Tackles for a loss-number and yards					2-2					2-2					0					0				
NET YARDS PASSING					138					146					1-1					1-2				
--Times thrown - yards lost attempting to pass					6-32					3-15					0-0					1-1				
--Gross yards passing					170					161					1-1					0-1				
PASS ATTEMPTS-COMPLETIONS-HAD INTERCEPTED					29-19-0					26-17-0					0-1					1-1				
--Avg gain per pass play (inc.# thrown passing)					3.9					5.0					1-1-100%					2-5-40%				
KICKOFFS Number-In End Zone-Touchbacks					2-2-2					4-4-4					0-0-0%					2-2-100%				
															0					0				
															8					16				
															29:24					30:36				

GAME 2 ATLANTA 31 — CAROLINA 24

September 16, 2018
Mercedes-Benz Stadium • Atlanta, Ga.

The Falcons scored 21 unanswered points and held on to hand the Panthers their first loss of the season, 31-24, at Mercedes-Benz Stadium. The Panthers took an early 10-3 lead before Atlanta quarterback Matt Ryan put his stamp on three touchdown drives to seize control for the Falcons. Carolina threatened to rally when quarterback Cam Newton used his arm to help lead an 11-play, 80-yard drive that ended with a 3-yard touchdown pass to wide receiver Torrey Smith early in the fourth quarter. That brought the Panthers within 24-17, but then Ryan responded with an 8-yard touchdown run, increasing the Falcons lead back to 14. A Newton interception on a pass that bounced off running back C.J. Anderson on the ensuing drive appeared to ice the game, but the Panthers managed to make it interesting. Rookie wide receiver DJ Moore turned his first career catch into a 51-yard touchdown with 2:20 left to pull the Panthers within seven, and Carolina got the ball back with 1:48 left and moved into Atlanta territory but ran out of time. Newton finished the game 32-of-45 for 335 yards with three touchdown passes while Ryan completed 23 of his 28 passes for 272 yards and four touchdowns. For the second straight week, Newton led the team with 42 rushing yards while running back Christian McCaffrey also led the team again with 102 receiving yards on 14 catches - matching the franchise record.

FINAL INDIVIDUAL and TEAM STATISTICS

Carolina Panthers										Atlanta Falcons											
RUSHING		ATT	YDS	AVG	LG	TD					RUSHING		ATT	YDS	AVG	LG	TD				
Newton		5	42	8.4	16	0					Coleman		16	107	6.7	36	0				
McCaffrey		8	37	4.6	11	0					Smith		9	46	5.1	18	0				
Anderson		3	31	10.3	22	0					Ryan		4	18	4.5	8	2				
Moore		1	7	7.0	7	0					Ridley		1	3	3.0	3	0				
Armah		1	4	4.0	4	0					Schaub		1	0	0.0	0	0				
											Sanu		1	-4	-4.0	-4	0				
Total		18	121	6.7	2	0					Total		32	170	5.3	36	2				
PASSING		ATT	CMP	YDS	SK/YD	TD	LG	IN	Rtg.			PASSING		ATT	CMP	YDS	SK/YD	TD	LG	IN	Rtg.
Newton		45	32	335	2/17	3	51	1	105.3			Ryan		28	23	272	0/0	2	30	1	116.1
Total		45	32	335	2/17	3	51	1	105.3			Total		28	23	272	0/0	2	30	1	116.1
PASS RECEIVING				NO	YDS	AVG	LG	TD			PASS RECEIVING				NO	YDS	AVG	LG	TD		
McCaffrey				14	102	7.3	18	0			Jones				5	64	12.8	30	0		
Funchess				7	77	11.0	27	0			Hooper				5	59	11.8	30	1		
Wright				5	62	12.4	22	1			Ridley				4	64	16.0	22	1		
T. Smith				3	33	11.0	26	1			Coleman				4	18	4.5	9	0		
Thomas				2	10	5.0	8	0			Sanu				2	19	9.5	12	0		
Moore				1	51	51.0	51	1			Hall				1	30	30.0	30	0		
											Paulsen				1	10	10.0	10	0		
Total				32	335	10.5	51	3			Total				23	272	11.8	30	2		
INTERCEPTIONS				NO	YDS	AVG	LG	TD			INTERCEPTIONS				NO	YDS	AVG	LG	TD		
Jackson				1	0	0.0	0	0			Allen				1	28	28.0	28	0		
Total				1	0	0.0	0	0			Total				1	28	28.0	28	0		
PUNTING				NO	YDS	AVG	TB	IN20	LG			PUNTING				NO	YDS	AVG	TB	IN20	LG
Palardy				4	191	47.8	0	2	53			Bosher				4	179	44.8	1	2	54
Total				4	191	47.8	0	2	53			Total				4	179	44.8	1	2	54
PUNT RETURNS				NO	YDS	AVG	FC	LG	TD			PUNT RETURNS				NO	YDS	AVG	FC	LG	TD
Moore				2	9	4.5	0	5	0			Hardy				1	3	3.0	2	3	0
[DOWNED]				1	0	0.0	0	0	0			[DOWNED]				1	0	0.0	0	0	0
[TOUCHBACK]				1	0	0	0	0	0												
Total				2	9	4.5	0	5	0			Total				1	3	3.0	2	3	0
KICKOFF RETURNS				NO	YDS	AVG	FC	LG	TD			KICKOFF RETURNS				NO	YDS	AVG	FC	LG	TD
Moore				1	26	26.0	0	26	0			Ridley				2	50	50.0	0	32	0
[TOUCHBACK]				5	0	0.0	0	0	0			[TOUCHBACK]				2	0	0.0	0	0	0
Total				1	26	26.0	0	26	0			Total				0	0	0.0	0	0	0
FUMBLES	Fum	Own Rec.	Yds	TD	FF	Opp. Rec.	Yds	TD	Out Bnds												
Jackson	0	0	0	0	1	0	0	0	0												
Short	0	0	0	0	1	0	0	0	0												
Total	0	0	0	0	2	0	0	0	0												
FUMBLES	Fum	Own Rec.	Yds	TD	FF	Opp. Rec.	Yds	TD	Out Bnds												
Schaub	1	1	-8	0	0	0	0	0	0												
Coleman	1	0	0	0	0	0	0	0	0												
Smith	1	0	0	0	1	0	0	0	0												
Fusco	0	1	0	0	0	0	0	0	0												
Total	3	2	-8	0	0	0	0	0	0												

	Panthers	FALCONS		Panthers	FALCONS
TOTAL FIRST DOWNS	27	23	PUNTS Number and Average	4-47.8	4-44.8
--By Rushing	6	10	--Had Blocked	0	0
--By Passing	20	12	--Net Punting Average	47.0	37.5
--By Penalty	1	1	FGs - PATs Had Blocked	0-0	0-0
THIRD DOWN EFFICIENCY	5-11-45%	6-11-55%	TOTAL RETURN YARDAGE (Not Including Kickoffs)	9	31
FOURTH DOWN EFFICIENCY	1-1-100%	0-0-0%	--No. and Yards Punt Returns	2-9	1-3
TOTAL NET YARDS	439	442	--No. and Yards Kickoff Returns	1-26	2-50
--Total Offensive Plays (inc. times thrown passing)	65	60	--No. and Yards Interception Returns	1-0	1-28
--Average gain per offensive play	6.8	7.4	PENALTIES Number and Yards	7-49	2-26
NET YARDS RUSHING	121	170	FUMBLES Number and Lost	0-0	3-0
--Total Rushing Plays	18	32	TOUCHDOWNS	3	4
--Average gain per rushing play	6.7	5.3	--Rushing	0	2
--Tackles for a loss-number and yards	0-0	5-20	--Passing	3	2
NET YARDS PASSING	318	272	EXTRA POINTS Made-Attempts	3-3	4-4
--Times thrown - yards lost attempting to pass	2-17	0-0	--Kicking Made-Attempts	3-3	4-4
--Gross yards passing	335	272	--Rushing Made-Attempts	0-0	0-0
PASS ATTEMPTS-COMPLETIONS-HAD INTERCEPTED	45-32-1	28-23-1	FIELD GOALS Made-Attempts	1-1	1-1
--Avg gain per pass play (inc.# thrown passing)	6.8	9.7	RED ZONE EFFICIENCY	2-2-100%	4-4-100%
KICKOFFS Number-In End Zone-Touchbacks	5-5-3	6-6-5	GOAL TO GO EFFICIENCY	2-2-100%	1-1-100%
			SAFETIES	0	0
			FINAL SCORE	24	31
			TIME OF POSSESSION	30:18	29:42

GAME 3 CAROLINA 31-CINCINNATI 21

September 23, 2018
Bank of America Stadium • Charlotte.

Running back Christian McCaffrey ran for 184 yards as he earned his first career 100-yard rushing game while quarterback Cam Newton accounted for four touchdowns to help propel the Panthers past the Bengals 31-21 Sunday at Bank of America Stadium. An interception of Bengals quarterback Andy Dalton by defensive end Efe Obada - in his first career game - late in the third quarter set up a 5-yard charge up the middle by Newton for his second rushing touchdown of the contest, putting the Panthers up 28-14. On the ensuing drive, Dalton would find wide receiver Tyler Boyd in the endzone to pull Cincinnati within seven heading into the fourth quarter. After a devastating sack on Dalton by Obada with under four minutes remaining, rookie cornerback Donte Jackson nabbed his third career interception - his second of the game - to give Carolina the ball. A 40-yard Graham Gano field goal would put away the visiting team and secure a Carolina victory heading into the bye week. Newton finished 15-of-24 for 150 passing yards with two passing touchdowns and two rushing touchdowns. After leading the team in receiving yards the first two games, and tying a single-game franchise record with 14 receptions against Atlanta, McCaffrey dominated a Bengals defense that had been stopping the run well through two games. He ended his career day with 184 rushing yards on 28 carries, and two receptions for 10 yards.

FINAL INDIVIDUAL and TEAM STATISTICS

Cincinnati Bengals										Carolina Panthers									
RUSHING			ATT	YDS	AVG	LG	TD			RUSHING			ATT	YDS	AVG	LG	TD		
Bernard			12	61	5.1	23	1			McCaffrey			28	184	6.6	45	0		
Boyd			1	5	5.0	5	0			Newton			10	36	3.6	12	2		
										Anderson			2	9	4.5	6	0		
										Armah			1	1	1.0	1	0		
Total			13	66	5.1	23	1			Total			41	230	5.6	45	2		
PASSING	ATT	CMP	YDS	SK/YD	TD	LG	IN	Rtg.			PASSING	ATT	CMP	YDS	SK/YD	TD	LG	IN	Rtg.
Dalton	46	29	352	2/22	2	49	4	64.8			Newton	24	15	150	1/3	2	27	0	108.0
Total	46	29	352	2/22	2	49	4	64.8			Total	24	15	150	1/3	2	27	0	108.0
PASS RECEIVING			NO	YDS	AVG	LG	TD			PASS RECEIVING			NO	YDS	AVG	LG	TD		
Boyd			6	132	22.0	49	1			Funchess			4	67	16.8	27	1		
Eifert			6	74	12.3	20	0			Thomas			3	20	6.7	18	0		
Green			5	58	11.6	31	0			T. Smith			3	19	6.3	8	0		
Bernard			5	25	5.0	8	0			McCaffrey			2	10	5.0	11	0		
Ross			3	16	5.3	9	0			Anderson			1	24	24.0	24	1		
Uzomah			2	19	9.5	18	1			Wright			1	7	7.0	7	0		
Kroft			1	16	16.0	16	0			Moore			1	3	3.0	3	0		
Malone			1	12	12.0	12	0												
Total			29	352	12.1	49	2			Total			15	150	10.0	27	2		
INTERCEPTIONS			NO	YDS	AVG	LG	TD			INTERCEPTIONS			NO	YDS	AVG	LG	TD		
Total			0	0	---	---	0			Jackson			2	0	0.0	0	0		
										Obada			1	4	4.0	4	0		
										Kuechly			1	0	0.0	0	0		
										Total			4	4	1.0	4	0		
PUNTING			NO	YDS	AVG	TB	IN20	LG			PUNTING			NO	YDS	AVG	TB	IN20	LG
Huber			3	132	44.0	0	2	48			Palardy			4	165	41.3	0	3	59
Total			3	132	44.0	0	2	48			Total			4	165	41.3	0	3	59
PUNT RETURNS			NO	YDS	AVG	FC	LG	TD			PUNT RETURNS			NO	YDS	AVG	FC	LG	TD
Erickson			1	9	9.0	3	9	0			Moore			1	4	4.0	1	4	0
										[DOWNED]			1	0	0.0	1	0	0	
Total			1	9	9.0	3	9	0			Total			1	4	4.0	1	4	0
KICKOFF RETURNS			NO	YDS	AVG	FC	LG	TD			KICKOFF RETURNS			NO	YDS	AVG	FC	LG	TD
[TOUCHBACK]			6	0	0.0	0	0	0			[TOUCHBACK]			4	0	0.0	0	0	0
Total			0	0	0.0	0	0	0			Total			0	0	0.0	0	0	0
FUMBLES	Fum	Own Rec.	Yds	TD	FF	Opp. Rec.	Yds	TD	Out Bnds	FUMBLES	Fum	Own Rec.	Yds	TD	FF	Opp. Rec.	Yds	TD	Out Bnds
Dunlap	0	0	0	0	1	0	0	0	0	Newton	1	1	0	0	0	0	0	0	0
Total	0	0	0	0	1	0	0	0	0	Total	1	1	0	0	0	0	0	0	0

	Bengals	PANTHERS		Bengals	PANTHERS
TOTAL FIRST DOWNS	25	23	PUNTS Number and Average	3-44.0	4-41.3
--By Rushing	6	11	--Had Blocked	0	0
--By Passing	18	10	--Net Punting Average	42.7	39.0
--By Penalty	1	2	FGs - PATs Had Blocked	0-0	0-0
THIRD DOWN EFFICIENCY	4-10-40%	6-13-46%	TOTAL RETURN YARDAGE (Not Including Kickoffs)	9	8
FOURTH DOWN EFFICIENCY	0-0-0%	0-1-0%	--No. and Yards Punt Returns	1-9	1-4
TOTAL NET YARDS	396	377	--No. and Yards Kickoff Returns	0-0	0-0
--Total Offensive Plays (inc. times thrown passing)	61	66	--No. and Yards Interception Returns	0-0	4-4
--Average gain per offensive play	6.5	5.7	PENALTIES Number and Yards	4-36	3-17
NET YARDS RUSHING	66	230	FUMBLES Number and Lost	0-0	1-0
--Total Rushing Plays	13	41	TOUCHDOWNS	3	4
--Average gain per rushing play	5.1	5.6	--Rushing	1	2
--Tackles for a loss-number and yards	2-11	1-1	--Passing	2	2
NET YARDS PASSING	330	147	EXTRA POINTS Made-Attempts	3-3	4-4
--Times thrown - yards lost attempting to pass	2-22	1-3	--Kicking Made-Attempts	3-3	4-4
--Gross yards passing	352	150	FIELD GOALS Made-Attempts	0-1	1-1
PASS ATTEMPTS-COMPLETIONS-HAD INTERCEPTED	46-29-4	24-15-0	RED ZONE EFFICIENCY	2-2-100%	3-3-100%
--Avg gain per pass play (inc.# thrown passing)	6.9	5.9	GOAL TO GO EFFICIENCY	2-2-100%	3-3-100%
KICKOFFS Number-In End Zone-Touchbacks	4-4-4	6-6-6	SAFETIES	0	0
			FINAL SCORE	21	31
			TIME OF POSSESSION	26:05	33:55

GAME 4 CAROLINA 33-NEW YORK GIANTS 31

October 7, 2018
Bank of America Stadium • Charlotte.

In a game loaded with ups and downs, the Panthers - behind the leg of kicker Graham Gano - escaped Bank of America Stadium with a dramatic 33-31 victory over the Giants on Sunday. Gano's 63-yard conversion - his fourth successful attempt of the game - as time expired marked both a franchise and career long for the veteran, who won the game in similar fashion for the Panthers in the teams' last meeting in 2015. Down 31-30, Carolina's offense took the field with a 1:08 left in regulation. Quarterback Cam Newton connected on two of his four pass attempts to place the Panthers on the New York 45 with 30 seconds left. A 1-yard rush by running back Christian McCaffrey and a Newton spike eventually set the stage for Gano's heroics. Newton finished 21-of-35 for 237 yards, with two touchdowns and two interceptions to go along with 29 rushing yards. McCaffrey, who hauled in his first touchdown of the season late in the game, ended the night with 58 yards on 17 rushes, and five receptions for 35 yards. Despite trailing for most of the afternoon, New York hung around throughout the second half. A 33-yard touchdown pass from quarterback Eli Manning to wide receiver Odell Beckham Jr. early in the fourth quarter pulled New York within three. Following McCaffrey's score after a pick of Manning by Carolina safety Mike Adams - his second of the game - the Giants answered with a 15-yard Manning pass to rookie running back Saquon Barkley to go up by one. But it would prove to not be enough. Manning went 22-of-36 for 326 yards, with two touchdowns and two interceptions while Beckham finished with 131 receiving yards and one interception, and a passing touchdown.

FINAL INDIVIDUAL and TEAM STATISTICS

New York Giants											Carolina Panthers												
RUSHING		ATT	YDS	AVG	LG	TD	RUSHING		ATT	YDS	AVG	LG	TD	RUSHING		ATT	YDS	AVG	LG	TD			
Barkley		15	48	3.2	30	0	McCaffrey		17	58	3.4	14	0	Newton		8	29	3.6	9	0			
Manning		1	2	2.0	2	0	Moore		1	18	18.0	18	0	Anderson		4	9	2.3	5	0			
							Armah		1	4	4.0	4	0	Total		31	118	3.8	18	0			
Total		16	50	3.1	30	0																	
PASSING		ATT	CMP	YDS	SK/YD	TD	LG	IN	Rtg.	PASSING		ATT	CMP	YDS	SK/YD	TD	LG	IN	Rtg.				
Manning		36	22	326	1/1	2	40	2	86.1	Newton		35	21	237	1/5	2	27	2	75.5				
Beckham		1	1	57	0/0	1	57	0	158.3	Total		35	21	237	1/5	2	27	2	75.5				
Total		37	23	383	1/1	3	57	2	101.5														
PASS RECEIVING		NO		YDS	AVG	LG	TD	PASS RECEIVING		NO		YDS	AVG	LG	TD								
Beckham		8		131	16.4	33	1	McCaffrey		5		35	7.0	18	1								
Barkley		4		81	20.3	57	2	Funchess		4		53	13.3	21	0								
S. Shepard		4		75	18.8	28	0	Moore		4		49	12.3	20	0								
R. Shepard		3		52	17.3	40	0	Thomas		3		38	12.7	27	0								
Davis		2		27	13.5	22	0	Wright		3		25	8.3	27	0								
Ellison		2		17	8.5	12	0	Samuel		2		37	18.5	25	1								
Total		23		383	16.7	57	3	Total		15		150	10.0	27	2								
INTERCEPTIONS		NO		YDS	AVG	LG	TD	INTERCEPTIONS		NO		YDS	AVG	LG	TD								
Jenkins		1		29	29.0	29	0	Adams		2		18	9.0	18	0								
Riley		1		12	12.0	12	0	Total		2		18	9.0	18	0								
Total		2		41	20.5	29	0																
PUNTING		NO		YDS	AVG	TB	IN20	LG	PUNTING		NO		YDS	AVG	TB	IN20	LG						
Dixon		2		99	49.5	0	1	51	Palardy		3		153	51.0	0	2	55						
Total		2		99	49.5	0	1	51	Total		3		153	51.0	0	2	55						
PUNT RETURNS		NO		YDS	AVG	FC	LG	TD	PUNT RETURNS		NO		YDS	AVG	FC	LG	TD						
Beckham		3		15	5.0	0	15	0	Byrd		1		-3	3.0	1	-3	0						
Total		3		15	5.0	0	15	0	Total		1		-3	3.0	1	-3	0						
KICKOFF RETURNS		NO		YDS	AVG	FC	LG	TD	KICKOFF RETURNS		NO		YDS	AVG	FC	LG	TD						
Davis		2		53	23.5	0	29	0	[OUT OF BOUNDS]		1		0	0.0	0	0	0						
Beckham		1		26	26.0	0	26	0	[TOUCHBACK]		6		0	0.0	0	0	0						
S. Shepard		0		27	0.0	0	27	0															
Riley		0		-3	0.0	0	-3	0															
[TOUCHBACK]		5		0	0.0	0	0	0															
Total		3		103	34.3	0	29	0	Total		0		0	0.0	0	0	0						
FUMBLES	Fum	Own	Rec.	Yds	TD	FF	Opp.	Rec.	Yds	TD	Out Bnds	FUMBLES	Fum	Own	Rec.	Yds	TD	FF	Opp.	Rec.	Yds	TD	Out Bnds
Beckham	1	0	0	0	0	0	0	0	0	0	0	Newton	1	0	0	0	0	0	0	0	0	1	
S. Shepard	1	0	0	0	0	0	0	0	0	0	0	C. Jones	0	0	0	0	0	0	1	0	1	0	
Apple	0	0	0	0	0	1	0	0	0	0	1	Total	1	0	0	0	0	0	1	0	1	1	
Total	2	0	0	0	0	1	0	0	0	0	1	Total	1	0	0	0	0	0	1	0	1	1	

	Giants	PANTHERS		Giants	PANTHERS
TOTAL FIRST DOWNS	18	21	PUNTS Number and Average	2-49.5	3-51.0
--By Rushing	3	6	--Had Blocked	0	0
--By Passing	15	12	--Net Punting Average	51.0	46.0
--By Penalty	0	3	FGs - PATs Had Blocked	0-0	0-0
THIRD DOWN EFFICIENCY	0-7-0%	4-13-31%	TOTAL RETURN YARDAGE (Not Including Kickoffs)	56	15
FOURTH DOWN EFFICIENCY	1-2-50%	1-1-100%	--No. and Yards Punt Returns	3-15	1-3
TOTAL NET YARDS	432	350	--No. and Yards Kickoff Returns	3-103	0-0
--Total Offensive Plays (inc. times thrown passing)	54	66	--No. and Yards Interception Returns	2-41	2-18
--Average gain per offensive play	8.0	5.2	PENALTIES Number and Yards	8-62	4-22
NET YARDS RUSHING	50	118	FUMBLES Number and Lost	2-1	1-0
--Total Rushing Plays	16	31	TOUCHDOWNS	3	3
--Average gain per rushing play	3.1	3.8	--Rushing	0	0
--Tackles for a loss-number and yards	6-15	5-6	--Passing	3	2
NET YARDS PASSING	382	232	--Fumbles	0	1
--Times thrown - yards lost attempting to pass	1-1	1-5	EXTRA POINTS Made-Attempts	3-3	3-3
--Gross yards passing	383	237	--Kicking Made-Attempts	2-2	3-3
PASS ATTEMPTS-COMPLETIONS-HAD INTERCEPTED	37-23-2	35-21-2	--Passing Made-Attempts	1-1	0-0
--Avg gain per pass play (inc.# thrown passing)	10.1	6.4	FIELD GOALS Made-Attempts	3-3	4-4
KICKOFFS Number-In End Zone-Touchbacks	7-6-6	8-7-5	RED ZONE EFFICIENCY	1-2-50%	1-3-33%
			GOAL TO GO EFFICIENCY	0-0-0%	0-0-0%
			SAFETIES	0	0
			FINAL SCORE	31	33
			TIME OF POSSESSION	24:33	35:27




***UPDATED
PLAYER
BIOGRAPHIES***

QUARTERBACKS



TAYLOR HEINICKE

Ht: 6-1 Wt: 210 Exp: 3
 Old Dominion Aqd: WV '18 (Hou)
 Career GP/GS: (1/0) [0/0]



CAM NEWTON

Ht: 6-5 Wt: 245 Exp: 8
 Auburn Aqd: D1 '11
 Career GP/GS: (113/112) [7/7]

HEINICKE CAREER STATISTICS

YR	Team	GP/GS	ATT	CMP	PCT	YDS	TD	INT	LNG	RSH	YDS	TD	RTG	SK/YDS
2017	Houston	1/0	1/1	1	100.0	10	0	0	10	0	2	0	108.3	1/16
2018	Carolina	0/0	0/0	0	0.0	0	0	0	0	0	0	0	-	0/0
Total		0/0	1/1	0	0.0	10	0	0	10	0	2	0	108.3	1/16

2018 GAME-BY-GAME

vs DALLAS (9/9/18): Served as the primary backup quarterback for Carolina...Did not see game action...**at ATLANTA (9/16/18):** Served as the primary backup quarterback for Carolina...Did not see game action...**vs CINCINNATI (9/23/18):** Did not see game action...**vs NEW YORK GIANTS (10/7/18):** Saw

GP/GS/DNP/IA: (0/0/4/0)

NEWTON CAREER STATISTICS

YR	Team	GP/GS	ATT	CMP	PCT	YDS	TD	INT	LNG	RSH	YDS	TD	RTG	SK/YDS
2011	Carolina	16/16	517	310	60.0	4051	21	17	91	126	706	14	84.5	35/260
2012	Carolina	16/16	485	280	57.7	3869	19	12	82	127	741	8	86.2	36/244
2013	Carolina	16/16	473	292	61.7	3379	24	13	79	111	585	6	88.8	43/336
2014	Carolina	14/14	448	262	58.5	3127	18	12	51	103	539	5	82.1	38/300
2015	Carolina	16/16	495	296	59.8	3837	35	10	74	132	636	10	99.4	33/284
2016	Carolina	15/14	510	270	52.9	3509	19	14	88	90	359	5	75.8	36/277
2017	Carolina	16/16	492	291	59.1	3302	22	16	64	139	754	6	80.7	35/242
2018	Carolina	4/4	130	85	65.4	883	7	3	51	36	165	3	93.2	7/40
Total		113/112	3550	2086	58.8	25957	165	97	91	864	4485	57	85.6	263/1983

ADDITIONAL STATISTICS

RECEIVING: 2011 (1 rec-27 yds); 2012 (0 rec-6 yds).

SINGLE-GAME CAREER HIGHS

PASS ATTEMPTS	52	vs. Philadelphia (10/12/17)
PASS COMPLETIONS	32	at Atlanta (9/16/18)
COMPLETION PCT (min 20)	84.0	at Tennessee (11/15/15)
PASSING YARDS	432	vs. Green Bay (9/18/11)
PASSING TDS	5	3x, last at New York Giants (12/20/15)
INTERCEPTIONS	4	at Detroit (11/20/11)
LONG PASS	91T	vs. Tampa Bay (12/24/11)
RUSH ATTEMPTS	17	at Cincinnati (10/12/14)
RUSHING YARDS	116	vs. Atlanta (12/9/12)
RUSHING TDS	3	at Tampa Bay (12/4/11)
LONG RUSH	72T	vs. Atlanta (12/19/12)
TOTAL RUSH/PASS YARDS	440	2x, last at New York Giants (12/20/15)
TOTAL RUSH/PASS TDS	5	3x, last at New York Giants (12/20/15)

2018 GAME-BY-GAME

vs DALLAS (9/9/18): Started at quarterback and completed 17-of-26 passes for 161 yards...Finished with a 82.4 quarterback rating...Ran for a team-high 58 yards on 13 attempts, including a four-yard score in the second quarter...**at ATLANTA (9/16/18):** Completed a career-high 32 passes on 45 attempts, tallying 335 passing yards, three touchdowns and one interception...Finished with a 105.3 passer rating...Added four rushes for 42 yards...**vs CINCINNATI (9/23/18):** Recorded four total touchdowns, two passing and two rushing, marking his 16th career four-touchdown game and sixth career game with two rushing touchdowns...Was his third career regular season game with two rushing/two passing TDs, ranking second in NFL history...Completed 15-of-24 passes for 150 yards...Finished with a 108.0 passer rating...Tallied 36 rushing yards on 10 attempts...**vs NEW YORK GIANTS (10/7/18):** Started at quarterback and threw for 237 yards, two touchdowns and two interceptions while completing 21-of-35 passes for a 75.5 passer rating...Six of his completions went for 20 yards or longer...Rushed for 29 yards, bringing career total to 4,485 career rushing yards, the most ever by a quarterback with a single franchise.

GP/GS/DNP/IA: (4/4/0/0)

NFL RANKINGS

- 57 rushing touchdowns are the most by a quarterback since the 1970 NFL-AFL merger.
- Only active player to lead an NFL franchise in both career touchdown passes (165) and rushing touchdowns (57).

- Ranks third all-time in rushing yards by a quarterback in NFL history with 4,485 yards, trailing only Michael Vick (6,109) and Randall Cunningham (4,928).
- His 4,485 rushing yards are the most by a quarterback with a single franchise all-time.
- 57 rushing touchdowns are the second-most by any player in the NFL since entering the league in 2011.
- First player in NFL history to have at least 25,000 passing yards and 4,000 rushing yards in first seven seasons.
- Only player in NFL history to have at least six seasons with 3,000 or more passing yards and 500 or more rushing yards at any point in a career.
- One of three players in NFL history, along with Peyton Manning (Indianapolis Colts, 1998-2004) and Andy Dalton (Cincinnati Bengals, 2011-17) to have at least 3,000 passing yards in each of the first seven seasons.
- In 2015, became the first player in NFL history with at least 30 passing touchdowns (35) and 10 rushing touchdowns (10) in a single season.
- Became the first player in NFL history with 300 or more passing yards, five or more passing touchdowns and 100 or more rushing yards in a single game at New York Giants (12/20/15).
- One of two quarterbacks (Michael Vick) in NFL history with three 700-yard rushing seasons in a career.
- Established a single-season NFL record for rushing touchdowns by a quarterback with 14 in 2011.
- Holds NFL record for most career games with at least one passing touchdown and one rushing touchdown with 37 games.
- Has recorded six games with at least three passing touchdowns and one rushing touchdown, tied for most in NFL history.
- Has recorded three regular season games and one playoff game with at least two passing touchdowns and two rushing touchdowns, ranking second in NFL history behind Steve Young's four games.
- Holds NFL record with four career games with at least 200 passing yards, multiple touchdown passes, 80 rushing yards and a touchdown run.
- 35 combined touchdowns (21 passing, 14 rushing) in 2011 were the most by a rookie quarterback in NFL history.
- In 2011, became the first player in NFL history to pass for 4,000 yards and rush for at least 500 yards in a single season.

FRANCHISE RANKINGS

- Panthers' all-time leader in passing yards (25,957), passing touchdowns (165), pass attempts (3,550), pass completions (2,086), 300-yard passing games (17) and wins by a quarterback (65).
- 57 rushing touchdowns are the most in franchise history.
- Became first player in Panthers history to be selected as AP NFL Most Valuable Player in 2015.
- Holds franchise single-game records for passing yards with 432 (vs. Green Bay 9/18/11)...Passer rating with 153.3 (vs. Atlanta 12/13/15)...Longest completion with a 91-yard touchdown to wide receiver Brandon LaFell (vs. Tampa Bay 12/24/11).
- 181 consecutive passes without an interception are the most in team history, breaking the previous record of 176 attempts, also set by Newton...Streak began in first quarter at New Orleans (12/6/15) and ended in the fourth quarter at Denver (9/8/16).
- Set a team record with a 7.98-yard average passing gain in 2012, surpassing

the previous mark of 7.94 yards by Jake Delhomme in 2008.

- Set the team record for the lowest interception percentage of 2.02 percent in 2015.
- Holds every franchise single-game, season and career rushing record for a quarterback, including yards, rushing average, touchdowns and longest rush.
- His 61.73 completion percentage in 2013 ranks as the second-highest completion percentage in team history behind Steve Beuerlein's record 62.97 in 1998.
- Ranks third in franchise history with 4,485 rushing yards.

POSTSEASON FRANCHISE RANKINGS

- Set the franchise postseason record for most passing yards in a single-game with 349 yards at New Orleans (1/7/18)...Completed 24 passes in that same game, tying Jake Delhomme (at Chicago, 1/15/06) for the most completions in a single game.
- Holds Panthers' record for most completions in postseason history with 134.

HONORS

- AP NFL MVP (2015)
- AP Offensive Player of the Year (2015)
- AP First-Team All-Pro (2015)
- 3x Pro Bowl (2015, 2013, 2011)
- 7x NFC Offensive Player of the Week (2017: 10; 2015: 9, 11, 13, 15, 17; 2011: 13)
- PFWA MVP (2015)
- PFWA Offensive Player of the Year (2015)
- PFWA All-NFL (2015)
- PFWA All-NFC (2015)
- Sporting News Offensive Player of the Year (2015)
- Sporting News All-Pro (2015)
- Sports Illustrated MVP (2015)
- Maxwell Club – Player of the Year (2015)
- AP Offensive Rookie of the Year (2011)
- Pepsi NFL Rookie of the Year (2011)
- NFL 101 NFC Offensive Player of the Year (2011)
- Pro Football Weekly/PFWA All-Rookie (2011)
- Pro Football Weekly/PFWA Rookie of the Year (2011)
- Sporting News Rookie of the Year (2011)
- Sports Illustrated Offensive Rookie of the Year (2011)
- NFC Offensive Rookie of the Month (2011 September)

RUNNING BACKS



C.J. ANDERSON
Ht: 5-8 Wt: 225 Exp: 6
California Aqd: FA '18
Career GP/GS: (62/37) [5/2]

ANDERSON CAREER STATISTICS

YR	Team	GP/GS	Att	Yds	Avg	Lg	TD	Rec	Yds	Avg	Lg	TD
2013	Denver	5/0	7	38	5.4	11	0	0	0	-	-	0
2014	Denver	15/7	179	849	4.7	27	8	34	324	9.5	51t	2
2015	Denver	15/6	152	720	4.7	48t	5	25	183	7.3	27	0
2016	Denver	7/7	110	437	4.0	28	4	16	128	8.0	25t	1
2017	Denver	16/16	245	1,007	4.1	40	3	28	224	8.0	25	1
2018	Carolina	4/1	16	84	5.3	22	0	1	24	24.0	24	1
Totals		62/37	709	3135	4.4	48	20	104	883	8.5	51	5

2018 GAME-BY-GAME

vs DALLAS (9/9/18): Rushed the ball seven times for 35 yards...Averaged 5.0 yards per rush, tying Christian McCaffrey for a team-high...**at ATLANTA (9/16/18):** Started at running back...Opened the game with a 22-yard rush on Carolina's first offensive play of the game...Finished with three rushes for 31 yards, averaging 10.3 yards per rush...**vs CINCINNATI (9/23/18):** Scored on a 24-yard screen pass in the second quarter...Rushed for nine yards on two attempts...**vs NEW YORK GIANTS (10/7/18):** Rushed four times for nine yards.

GP/GS/DNP/IA: (4/1/0/0)

HONORS

- Pro Bowl (2014)
- 2x AFC Offensive Player of the Week (2015 – Week 12), (2014 – Week 17)

SINGLE-GAME CAREER HIGHS

RUSHES	32	at Kansas City (11/30/14)
RUSHING YARDS	168	at Kansas City (11/30/14)
RUSHING TOUCHDOWNS	3	2x, last vs. Oakland (12/28/14)
LONGEST RUSH	48t	vs. New England (11/29/15)
RECEPTIONS	8	2x, last at Cincinnati (12/22/14)
RECEIVING YARDS	86	at St. Louis (11/16/14)
RECEIVING TOUCHDOWNS	1	5x, last vs. Cincinnati (9/23/18)
LONGEST RECEPTION	51t	at Oakland (11/9/14)



ALEX ARMAH
Ht: 6-2 Wt: 255 Exp: 2
West Georgia Aqd: D6 '17
Career GP/GS: (13/0) [1/0]

ARMAH CAREER STATISTICS

YR	Team	GP/GS	RSH	YDS	AVG	LNG	TD	REC	YDS	AVG	LNG	TD
2017	Carolina	9/0	0	0	-	-	0	0	0	-	-	0
2018	Carolina	4/0	4	10	2.5	4	1	0	0	-	-	0
Total		13/0	4	10	2.5	4	1	0	0	-	-	0

2018 GAME-BY-GAME

vs DALLAS (9/9/18): Recorded first career rushing attempt in the fourth quarter and scored on a one-yard run, becoming just second Panther in franchise history to score TD on first career rush (Richie Brockel, 2011)...**at ATLANTA (9/16/18):** Served as the team's primary fullback and saw action on special teams...Recorded one rush for four yards...**vs CINCINNATI (9/23/18):** Rushed for one yard on one attempt...**vs NEW YORK GIANTS (10/7/18):** Rushed once for four yards.

GP/GS/DNP/IA: (4/0/0/0)



CAMERON ARTIS-PAYNE
Ht: 5-10 Wt: 215 Exp: 4
Auburn Aqd: Db5 '15
Career GP/GS: (25/3) [2/0]

ARTIS-PAYNE CAREER STATISTICS

YR	Team	GP/GS	RSH	YDS	AVG	LNG	TD	REC	YDS	AVG	LNG	TD
2015	Carolina	7/0	45	183	4.1	31	1	5	58	11.6	20	0
2016	Carolina	3/3	36	144	4.0	14	2	1	11	11.0	11	0
2017	Carolina	13/0	18	95	5.3	43	1	1	2	2.0	2	0
2018	Carolina	2/0	0	0	-	-	0	0	0	-	-	0
Total		25/3	99	422	4.3	43	4	7	71	10.1	20	0

2018 GAME-BY-GAME

vs DALLAS (9/9/18): Inactive...**at ATLANTA (9/16/18):** Served as a reserve running back and saw action on special teams...**vs CINCINNATI (9/23/18):** Saw action on special teams and served as a reserve running back...Did not record any statistics...**vs NEW YORK GIANTS (10/7/18):** Inactive.

GP/GS/DNP/IA: (2/0/0/2)

SINGLE-GAME CAREER HIGHS

RUSH ATTEMPTS	18	vs. Tampa Bay (10/10/16)
RUSHING YARDS	85	vs. Tampa Bay (10/10/16)
LONG RUSH	43	vs. Miami (11/13/17)
RUSHING TDS	2	vs. Tampa Bay (10/10/16)
RECEPTIONS	2	2x, last vs. Tampa Bay (1/3/15)
RECEIVING YARDS	34	at New York Giants (12/20/15)



CHRISTIAN McCAFFREY

Ht: 5-11 Wt: 205 Exp: 2
Stanford Aqd: D1 '17
Career GP/GS: (20/14) [1/1]

2018 GAME-BY-GAME

vs DALLAS (9/9/18): Started at running back...Tallied 50 rushing yards on 10 rushes...Led all Panthers with six receptions and 45 receiving yards...
at ATLANTA (9/16/18): Recorded 14 receptions for 102 yards, tying Steve Smith for the most receptions in a single game in franchise history, and setting the record for most receiving yards in a game by running back in Panthers history...Tallied 37 rushing yards on eight attempts...**vs CINCINNATI (9/23/18):** Rushed for 184 yards on 28 attempts, both career highs...His 184 rushing yards rank fourth all-time in franchise history for a single game...After 104 receiving yards in the previous week, he became the first player in Panthers history with 100 yards receiving and 100 yards rushing in consecutive weeks...**vs NEW YORK GIANTS (10/7/18):** Rushed for 58 yards on 17 attempts...Recorded five receptions for 53 yards, including an 18-yard touchdown catch.

GP/GS/DNP/IA: (4/4/0/0)

NFL RANKINGS

- His 14 receptions at Atlanta (9/16/18) tied for the fourth-most by a running back in NFL history.
- Became first rookie running back in NFL history with at least 70 receptions and five receiving touchdowns in Week 15.
- His 80 receptions in 2017 ranked fourth in NFL history among rookie running backs.
- Finished second in NFL in 2017 for receptions (80) and receiving yards (651) by a rookie running back, earning a nod as a finalist for the NFL Rookie of the Year award.

FRANCHISE RANKINGS

- Tied franchise record with 14 receptions at Atlanta (9/16/18) to tie Steve Smith's previous record for catches in a game.
- His 102-yard receiving game at Atlanta (9/16/18) set the single-game franchise record for most receiving yards by a running back.
- Set Panthers single-season records for most receptions (80), receiving yards (651) and receiving touchdowns (5) by a running back in a single season.
- Set Panthers rookie single-season records for most receptions (80), scrimmage yards (1,086), yards after catch (593) and first downs (57).
- Finished third in franchise history for all-purpose yards (1,306) in a rookie season and third in receiving yards (651) in a rookie season.
- Set franchise records for most scrimmage yards (117), receiving yards (101) and longest reception (56) by a rookie in a playoff game (at New Orleans 1/7/18), while receiving yards and TD reception were most by any franchise running back in a playoff game.
- His 184-yard rushing game vs. Cincinnati (9/23/18) ranked fourth all-time in team history for a single game.

McCAFFREY CAREER STATISTICS

YR	Team	G/GS	RSH	YDS	AVG	LNG	TD	REC	YDS	AVG	LNG	TD
2017	Carolina	16/10	117	435	3.7	40	2	80	651	8.1	37	5
2018	Carolina	4/4	63	329	5.2	45	0	27	192	7.1	28	1
Total		20/14	180	764	4.2	40	2	107	843	7.9	37	6

Punt Return Stats

YR	Team	No.	Yds.	Avg.	FC	Long	TD
2017	Carolina	22	162	7.4	9	25	0
2018	Carolina	0	0	-	-	-	0
Total		22	162	7.4	9	25	0

Kickoff Return Stats

YR	Team	No.	Yds.	Avg.	FC	Long	TD
2017	Carolina	3	58	19.3	0	21	0
2018	Carolina	0	0	-	-	-	0
Totals		3	58	19.3	0	21	0

SINGLE-GAME CAREER HIGHS

RUSH ATTEMPTS	28	vs. Cincinnati (9/23/18)
RUSHING YARDS	184	vs. Cincinnati (9/23/18)
LONG RUSH	45	vs. Cincinnati (9/23/18)
RUSHING TDS	1	2x, last vs. Miami (11/13/17)
RECEPTIONS	14	at Atlanta (9/16/18)
RECEIVING YARDS	102	at Atlanta (9/16/18)
LONG RECEPTION	37	vs. New Orleans (9/24/17)
RECEIVING TDS	1	5x, last vs. Green Bay (12/17/17)
PUNT RETURNS	5	vs. Buffalo (9/17/17)
PUNT RETURN YARDS	35	vs. Philadelphia (10/12/17)
PUNT RETURN LONG	25	vs. Philadelphia (10/12/17)
KICKOFF RETURNS	3	at New England (10/1/17)
KICKOFF RETURN YARDS	58	at New England (10/1/17)
KICKOFF RETURN LONG	21	at New England (10/1/17)

WIDE RECEIVERS



DAMIERE BYRD

Ht: 5-9 Wt: 180 Exp: 3
South Carolina Aqd: FA '15
Career GP/GS: (11/3) [0/0]

BYRD CAREER STATISTICS

YR	Team	G/GS	REC	YDS	AVG	LNG	TD	RSH	YDS	AVG	LNG	TD
2016	Carolina	1/0	1	16	16.0	16	0	0	0	-	-	0
2017	Carolina	8/3	10	105	10.5	31	2	1	12	12.0	12	0
2018	Carolina	2/0	0	0	-	-	0	0	0	-	-	0
Totals		11/3	11	121	11.0	31	2	1	12	12.0	12	0

Kickoff Return Stats

YR	Team	No.	Yds.	Avg.	Long	TD
2016	Carolina	1	31	31.0	31	0
2017	Carolina	7	229	32.7	103t	1
Totals		8	260	32.5	103t	1

Punt Return Stats

YR	Team	No.	Yds.	Avg.	FC	Long	TD
2017	Carolina	1	9	9.0	0	9	0
2018	Carolina	4	44	11.0	2	30	0
Totals		5	53	10.6	2	30	0

2018 GAME-BY-GAME

vs DALLAS (9/9/18): Saw action as a receiver and served as the primary punt returner...Tallied three returns for 47 yards, including a 30-yard return, the longest of his career...**at ATLANTA (9/16/18):** Inactive with a knee injury...**vs CINCINNATI (9/23/18):** Inactive with a knee injury...**vs NEW YORK GIANTS (10/7/18):** Saw action on special teams and served as a reserve wide receiver...Returned one punt for -3 yards.

GP/GS/DNP/IA: (2/0/0/2)

FRANCHISE RANKINGS

- Recorded a 103-yard kickoff return for a touchdown against Tampa Bay (12/24/17), setting a new franchise record for longest kickoff return, besting Kealoha Pilares' 101-yard return against Detroit (11/20/11).

SINGLE-GAME CAREER HIGHS

RECEPTIONS	4	at Tampa Bay (10/4/15)
RECEIVING YARDS	54	at Tampa Bay (10/4/15)
RECEIVING TDS	1	at Green Bay (10/19/14)
LONG RECEPTION	30	at Tampa Bay (10/4/15)
KICKOFF RETURNS	3	vs. New Orleans (10/30/14)
KICKOFF RETURN YARDS	72	vs. Seattle (10/26/14)
LONG KICKOFF RETURN	49	vs. Seattle (10/26/14)
PUNT RETURNS	3	2x, last vs. Dallas (9/9/18)
PUNT RETURN YARDS	47	vs. Dallas (9/9/18)
LONG PUNT RETURN	30	vs. Dallas (9/9/18)



DEVIN FUNCHESS

Ht: 6-4 Wt: 225 Exp: 4
Michigan Aqd: D2 '15
Career GP/GS: (51/32) [4/4]

FUNCHESS CAREER STATISTICS

YR	Team	G/GS	REC	YDS	AVG	LNG	TD
2015	Carolina	16/5	31	473	15.3	52	5
2016	Carolina	15/7	23	371	16.1	48	4
2017	Carolina	16/16	63	840	24.0	44	8
2018	Carolina	4/4	18	238	13.2	27	1
Totals		51/32	135	1922	14.2	52	18

2018 GAME-BY-GAME

vs DALLAS (9/9/18): Started at wide receiver...Caught three passes for 41 yards...**at ATLANTA (9/16/18):** Started and tied career-high seven receptions for 77 yards, averaging 11.0 yards per catch...**vs CINCINNATI (9/23/18):** Recorded 67 receiving yards and one touchdown on four receptions...Tallied first touchdown of the season on a four-yard pass in the second quarter...**vs NEW YORK GIANTS (10/7/18):** Started at wide receiver and tallied four receptions for 53 yards.

GP/GS/DNP/IA: (4/4/0/0)

SINGLE-GAME CAREER HIGHS

RECEPTIONS	7	5x, last at Atlanta (9/16/18)
RECEIVING YARDS	120	vs. Tampa Bay (1/3/16)
LONG RECEPTION	52	vs. Green Bay (11/8/15)
RECEIVING TDS	2	2x, last vs. Miami (11/13/17)
LONG TD RECEPTION	38	vs. Kansas City (11/13/16)



DJ MOORE

Ht: 6-0 Wt: 210 Exp: R
Maryland Aqd: D1 '18
Career GP/GS: (4/0) [0/0]

MOORE CAREER STATISTICS

YR	Team	G/GS	REC	YDS	AVG	LNG	TD	RSH	YDS	AVG	LNG	TD
2018	Carolina	4/0	6	103	17.2	51t	1	3	28	9.3	18	0
Total		4/0	6	103	17.2	51t	1	3	28	9.3	18	0

Punt Return Stats

YR	Team	No.	Yds.	Avg.	Long	TD
2018	Carolina	4	28	7.0	15	0
Total		4	28	7.0	15	0

2018 GAME-BY-GAME

vs DALLAS (9/9/18): Saw action on offense and special teams...Returned one punt for 15 yards...Tallied one rush for three yards...**at ATLANTA (9/16/18):** Became the fourth player in franchise history to score a touchdown on his first career catch...Tallied a 51-yard touchdown reception in the fourth quarter...Rushed one time for seven yards and returned two punts for nine yards...**vs CINCINNATI (9/23/18):** Saw significant time as a reserve wide receiver and on special teams...Tallied one reception for three yards...**vs NEW YORK GIANTS (10/7/18):** Caught a season-high four passes for 49 yards...Also rushed for 18 yards on his lone rushing attempt.

GP/GS/DNP/IA: (4/0/0/0)

SINGLE-GAME CAREER HIGHS

RECEPTIONS	4	vs. New York Giants (10/7/18)
RECEIVING YARDS	51	at Atlanta (9/16/18)
RECEIVING TDS	1	at Atlanta (9/16/18)
LONGEST RECEPTION	51t	at Atlanta (9/16/18)
RUSH ATTEMPTS	1	3x, last vs. New York Giants (10/7/18)
RUSHING YARDS	18	vs. New York Giants (10/7/18)
RUSHING LONG	18	vs. New York Giants (10/7/18)
PUNT RETURNS	2	at Atlanta (9/16/18)
PUNT RETURN YARDS	15	vs. Dallas (9/9/18)
LONG PUNT RETURN	15	vs. Dallas (9/9/18)



CURTIS SAMUEL

Ht: 5-11 Wt: 195 Exp: 2
Ohio State Aqd: D2 '17
Career GP/GS: (10/4) [0/0]

SAMUEL CAREER STATISTICS

YR	Team	G/GS	REC	YDS	AVG	LNG	TD	RSH	YDS	AVG	LNG	TD
2017	Carolina	9/4	15	115	7.7	23	0	4	64	16.0	31	0
2018	Carolina	1/0	2	37	18.5	25	1	0	0	-	-	0
Total		10/4	17	152	8.9	25	1	4	64	16.0	31	0

Kickoff Return Stats

YR	Team	No.	Yds.	Avg.	Long	TD
2017	Carolina	10	221	22.1	33	0
2018	Carolina	0	0	-	-	0
Total		10	221	22.1	33	0

2018 GAME-BY-GAME

vs DALLAS (9/9/18): Inactive...**at ATLANTA (9/16/18):** Inactive...**vs CINCINNATI (9/23/18):** Inactive...**vs NEW YORK GIANTS (10/7/18):** Scored first career touchdown on a 25-yard screen pass...Finished the game with two receptions for 37 yards and one touchdown.

GP/GS/DNP/IA: (1/0/0/3)

SINGLE-GAME CAREER HIGHS

RECEPTIONS	5	vs. Miami (11/13/17)
RECEIVING YARDS	45	vs. Miami (11/13/17)
LONG RECEPTION	25	vs. New York Giants (10/7/18)
RECEIVING TDS	1	vs. New York Giants (10/7/18)
RUSH ATTEMPTS	1	4x, last vs. Atlanta (11/15/17)
RUSHING YARDS	31	vs. New Orleans (9/24/17)
RUSHING LONG	31	vs. New Orleans (9/24/17)
KICKOFF RETURNS	3	at Detroit (10/8/17)
KICKOFF RETURN YARDS	44	at Detroit (10/8/17)
LONG KICKOFF RETURN	33	vs. Philadelphia (10/12/17)



TORREY SMITH

Ht: 6-0 Wt: 205 Exp: 8
 Maryland Aqd: TR '18 (PHI)
 Career GP/GS: (112/103) [11/10]

SMITH CAREER STATISTICS

RECEIVING

Year	Team	GP/GS	No	Yds	Avg	Lg	TD
2011	Baltimore	16/14	50	841	16.8	74t	7
2012	Baltimore	16/16	49	855	17.4	54	8
2013	Baltimore	16/16	65	1,128	17.4	74	4
2014	Baltimore	16/16	49	767	15.7	53	11
2015	San Francisco	16/12	33	663	11.9	76t	4
2016	San Francisco	12/12	20	267	13.4	53t	3
2017	Philadelphia	16/14	36	430	11.9	59t	2
2018	Carolina	4/3	7	67	9.6	26	1
Totals		112/103	309	5018	16.2	76t	40

RUSHING

Year	Team	Att	Yds	Avg	Lg	TD
2011	Baltimore	4	39	9.8	16	0
2012	Baltimore	3	9	3.0	13	0
2017	Philadelphia	1	-3	-3.0	0	0
Totals		8	45	5.6	16	0

PUNT RETURNS

Year	Team	No	Yds	Avg	Lg	TD
2017	Philadelphia	1	9	9.0	9	0
Totals		1	9	9.0	9	0

KICKOFF RETURNS

Year	Team	No	Yds	Avg	Lg	TD
2011	Baltimore	1	24	24.0	24	0
2016	San Francisco	1	13	13.0	13	0
Totals		2	37	18.5	24	0

2018 GAME-BY-GAME

vs DALLAS (9/9/18): Started at receiver and caught one pass for 15 yards...
at ATLANTA (9/16/18): Started and recorded three receptions for 33 yards and one touchdown...Scored on a three-yard pass from Cam Newton in the fourth quarter...**vs CINCINNATI (9/23/18):** Started at receiver...Recorded three receptions for 19 yards...**vs NEW YORK GIANTS (10/7/18):** Saw action at wide receiver but did not record any statistics.

GP/GS/DNP/IA: (4/3/0/0)

NFL RANKINGS

- Ranks third in the NFL in yards per reception (min. 200 receptions) since 2011, averaging 16.2 yards per catch.
- Ranks third in the NFL in third-down receiving average (min. 50 receptions) since 2011, averaging 17.7 yards per catch on third down.

HONORS

- Three-time Walter Payton NFL Man of the Year nominee (2013, 2014, 2016).
- Two-time Super Bowl Champion (2012 Baltimore, 2017 Philadelphia)

SINGLE-GAME CAREER HIGHS

RECEPTIONS	7	2x, last vs. Cleveland (9/15/13)
RECEIVING YARDS	166	at Buffalo (9/29/13)
LONG RECEPTION	76	vs. Baltimore (10/18/15)
RECEIVING TDS	3	at St. Louis Rams (9/25/11)
LONG TD RECEPTION	76	vs. Baltimore (10/18/15)



JARIUS WRIGHT

Ht: 5-10 Wt: 190 Exp: 7
 Arkansas Aqd: FA '18
 Career GP/GS: (83/17) [4/0]

WRIGHT CAREER STATISTICS

RECEIVING

Year	Team	GP/GS	No	Yds	Avg	Lg	TD
2012	Minnesota	7/1	22	310	14.1	65	2
2013	Minnesota	16/3	26	434	16.7	42	3
2014	Minnesota	16/7	42	588	14.0	87	2
2015	Minnesota	16/3	34	442	13.0	52	0
2016	Minnesota	8/1	11	67	6.1	11	1
2017	Minnesota	16/0	18	198	11.0	30	2
2018	Carolina	4/2	12	117	9.8	27	1
Totals		83/17	165	2156	13.1	87	11

RUSHING

Year	Team	Att	Yds	Avg	Lg	TD
2012	Minnesota	2	11	5.5	8	0
2014	Minnesota	5	71	14.2	27	0
2015	Minnesota	1	29	29.0	29	0
Totals		8	111	13.9	29	0

KICKOFF RETURNS

Year	Team	Att	Yds	Avg	Lg	TD
2013	Minnesota	1	9	9.0	9	0
Totals		1	9	9.0	9	0

2018 GAME-BY-GAME

vs DALLAS (9/9/18): Started at wide receiver...Recorded three receptions for 23 yards...**at ATLANTA (9/16/18):** Recorded five receptions for 62 yards and one touchdown...Averaged 12.4 yards per catch...**vs CINCINNATI (9/23/18):** Started at wide receiver...Recorded one reception for seven yards...**vs NEW YORK GIANTS (10/7/18):** Recorded three receptions for 25 yards.

GP/GS/DNP/IA: (4/2/0/0)

SINGLE-GAME CAREER HIGHS

RECEPTIONS	8	vs. Atlanta (9/28/14)
RECEIVING YARDS	132	vs. Atlanta (9/28/14)
LONG RECEPTION	87	vs. N.Y. Jets (12/7/14)
RECEIVING TDS	2	at Seattle (11/17/13)
LONG TD RECEPTION	87	vs. N.Y. Jets (12/7/14)

TIGHT ENDS



CHRIS MANHARTZ

Ht: 6-6 Wt: 255 Exp: 3
Canisius Aqd: WV '16 (NO)
Career GP/GS: (27/7) [0/0]

MANHARTZ CAREER STATISTICS

YR	Team	GP/GS	No	Yds	Avg	Lg	TD
2016	N.O. / Car.	7/2	1	10	10.0	10	0
2017	Carolina	16/4	2	17	8.5	11	0
2018	Carolina	4/1	0	0	-	-	0
Totals		27/7	3	27	9.0	11	0


2018 GAME-BY-GAME

vs DALLAS (9/9/18): Served as a reserve tight end and saw action on special teams...Did not record any statistics...**at ATLANTA (9/16/18):** Served as a reserve tight end and saw action on special teams...Did not record any statistics...**vs CINCINNATI (9/23/18):** Saw action on offense and special teams...Did not record any statistics...**vs NEW YORK GIANTS (10/7/18):** Started at tight end but did not record any statistics.

GP/GS/DNP/IA: (4/1/0/0)

SINGLE-GAME CAREER HIGHS

RECEPTIONS 1 3x, last vs. Minnesota (12/10/17)
RECEIVING YARDS 11 at Chicago (10/22/17)
LONG RECEPTION 11 at Chicago (10/22/17)



GREG OLSEN

Ht: 6-5 Wt: 255 Exp: 12
Miami Aqd: TR '11 (CHI)
Career GP/GS: (166/140) [9/9]

OLSEN CAREER STATISTICS

YR	Team	G/GS	REC	YDS	AVG	LNG	TD
2007	Chicago	14/4	39	391	10.0	31	2
2008	Chicago	16/7	54	574	10.6	52	5
2009	Chicago	16/15	60	612	10.2	41	8
2010	Chicago	16/13	41	404	9.9	39t	5
2011	Carolina	16/13	45	540	12.0	44t	5
2012	Carolina	16/16	69	843	12.2	47t	5
2013	Carolina	16/16	73	816	11.2	31	6
2014	Carolina	16/16	84	1008	12.0	38	6
2015	Carolina	16/16	77	1104	14.3	52	7
2016	Carolina	16/16	80	1073	13.4	78t	3
2017	Carolina	7/7	17	191	11.2	30t	1
2018	Carolina	1/1	2	33	16.5	19	0
Totals		166/140	641	7589	11.8	78t	53

SINGLE-GAME CAREER HIGHS

RECEPTIONS 10 2x, last vs. Tampa Bay (12/14/14)
RECEIVING YARDS 181 vs. Tampa Bay (10/10/16)
LONG RECEPTION 78 vs. San Francisco (9/18/16)
RECEIVING TDS 3 vs. Arizona (11/8/09)
LONG TD RECEPTION 78 vs. San Francisco (9/18/16)

2018 GAME-BY-GAME

vs DALLAS (9/9/18): Started at tight end...Recorded two receptions for 33 yards...Exited the game early with a foot injury...**at ATLANTA (9/16/18):** Inactive...**vs CINCINNATI (9/23/18):** Inactive...**vs NEW YORK GIANTS (10/7/18):** Inactive.

GP/GS/DNP/IA: (1/1/0/3)

NFL RANKINGS

- Ranks seventh in NFL history for receiving yards among tight ends (7,589)...Currently ranks second in career receiving yards among active tight ends behind Antonio Gates.
- Ranks sixth all-time in receptions (641) among tight ends in NFL history.
- Tied for 10th all-time in receiving touchdowns (53) among tight ends.
- In 2017, saw streak of 160 consecutive games played and 82 consecutive games started come to an end after Week 2 vs. Buffalo (9/17/17) due to foot injury...Both streaks were the second-longest among active NFL tight ends at the time.
- In 2016, became the first tight end in NFL history to record 1,000 receiving yards in three consecutive seasons.

NFL POSTSEASON RANKINGS

- Ranks seventh in NFL history for receiving yards (631) and 10th (41) in receptions among tight ends in the postseason.

FRANCHISE RANKINGS

- Stands as franchise all-time leading tight end in terms of receiving yards (5,608), receptions (447) and 100-yard receiving games (9)...Ranks second among franchise tight ends in receiving touchdowns (33), behind Wesley Walls (44).
- Holds franchise record for most receiving yards in a single season by a tight end (1,104), set in 2015.
- Holds franchise record for most receptions in a single season by a tight end (84), set in 2014.
- Holds franchise record for single-game receiving yards by a tight end with 181, set vs. Tampa Bay (10/10/16).
- Owns the top five single-season receptions totals and five of the top six single-season receiving yards totals by a tight end in team history.
- Ranks third in franchise history in receiving yards (5,575) and receptions (445), regardless of position.
- Ranks fourth in franchise history in receiving touchdowns (33), regardless of position.
- In 2017, saw streak of 160 consecutive games played and 82 consecutive games started come to an end after Week 2 vs. Buffalo (9/17/17) due to foot injury...82 consecutive starts was third-longest streak in franchise history.
- 20 catches over two-game span (Week 14-15 of 2014) are the second most by a Panthers player in a two-game span behind Muhammad's 21 in 2000.

FRANCHISE POSTSEASON RANKINGS

- Ranks second in franchise history in receiving yards (488) and receptions (35) in the postseason, regardless of position.
- Has two 100-yard receiving games in the postseason, tied for second-most in franchise history.
- Holds franchise record for most receiving yards (113) and receptions (8) by a tight end in single postseason game.

HONORS

- Walter Payton NFL Man of the Year Finalist (2017, 2016)
- Pro Bowl (2016, 2015, 2014)
- AP All-Pro Second Team (2016, 2015)
- PFWA All-NFC (2016, 2015, 2014)
- Pro Football Weekly All-Rookie Team (2007)



IAN THOMAS

Ht: 6-4 Wt: 260 Exp: R
Indiana Aqd: D4a '18
Career GP/GS: (4/3) [0/0]

THOMAS CAREER STATISTICS

YR	Team	GP/GS	No	Yds	Avg	Lg	TD
2018	Carolina	4/3	10	72	7.2	27	0
Totals		4/3	10	72	7.2	27	0

2018 GAME-BY-GAME

vs DALLAS (9/9/18): Saw action as a reserve tight end...Caught two passes for four yards...Added one tackle on special teams...**at ATLANTA (9/16/18):** Recorded first career start...Tallied two receptions for 10 yards, averaging 5.0 yards per catch...**vs CINCINNATI (9/23/18):** Started at tight end...Posted career highs of three receptions and 20 receiving yards...**vs NEW YORK GIANTS (10/7/18):** Started at tight end and finished with three receptions for 38 yards...Added one tackle on special teams.

GP/GS/DNP/IA: (4/3/0/0)

SINGLE-GAME CAREER HIGHS

RECEPTIONS	3	2x, last vs. New York Giants (10/7/18)
RECEIVING YARDS	38	vs. New York Giants (10/7/18)
LONG RECEPTION	27	vs. New York Giants (10/7/18)

OFFENSIVE LINE



**CHRIS
CLARK**

Ht: 6-4 Wt: 305 Exp: 9
Southern Mississippi Aqd: FA '18
Career GP/GS: (109/56) [10/7]

2018 GAME-BY-GAME

at ATLANTA (9/16/18): Started at left tackle after being signed as a free agent on 9/12/18...Provided protection for quarterback Cam Newton to tally a career-high 32 completions...**vs CINCINNATI (9/23/18):** Started at left tackle...Part of a unit that allowed just one sack on the day and cleared running lanes for Christian McCaffrey to post 184 yards on the ground, fourth most in a single game in franchise history...**vs NEW YORK GIANTS (10/7/18):** Started at left tackle...Helped a Carolina offense produce 350 total net yards.

GP/GS/DNP/IA: (3/3/0/0)



**RYAN
KALIL**

Ht: 6-2 Wt: 300 Exp: 12
USC Aqd: D2b '07
Career GP/GS: (136/133) [8/8]

2018 GAME-BY-GAME

vs DALLAS (9/9/18): Started at center...Helped anchor an offensive line that cleared holes for the Panthers to rush for 147 yards...**at ATLANTA (9/16/18):** Started at center...Provided protection for quarterback Cam Newton to record a career-high 32 completions...**vs CINCINNATI (9/23/18):** Started at center...Part of a unit that allowed just one sack on the day and cleared running lanes for Christian McCaffrey to post 184 yards on the ground, fourth most in a single game in franchise history...**vs NEW YORK GIANTS (10/7/18):** Started at center...Helped a Carolina offense produce 350 total net yards.

GP/GS/DNP/IA: (3/3/0/0)

HONORS

- 5x Pro Bowl (2015, 2013, 2011, 2010, 2009)
- 2x PFWA All-NFL (2015)
- 2x AP First-team All-Pro (2015, 2013)
- 2x Sporting News All-Pro (2015, 2013)
- AP Second-team All-Pro (2011)
- PFWA All-NFC (2013)

FRANCHISE RANKINGS

- 133 career starts are the second-most by an offensive lineman in team history (Jordan Gross - 167).
- Earned fifth career Pro Bowl selection in 2015, tied with Luke Kuechly, Michael Bates, Julius Peppers, Steve Smith and Wesley Walls for the most in franchise history.




**TYLER
LARSEN**

Ht: 6-4 Wt: 325 Exp: 3
Utah State Aqd: FA '16
Career GP/GS: (26/17) [1/0]

2018 GAME-BY-GAME

vs DALLAS (9/9/18): Served as a reserve offensive lineman and saw action on special teams...**at ATLANTA (9/16/18):** Started at right guard...Provided protection for quarterback Cam Newton to tally a career-high 32 completions...**vs CINCINNATI (9/23/18):** Started at right guard in place of an injured Trai Turner...Part of a unit that allowed just one sack on the day and cleared running lanes for Christian McCaffrey to post 184 yards on the ground, fourth most in a single game in franchise history...**vs NEW YORK GIANTS (10/7/18):** Served as a reserve lineman...Saw action on special teams...

GP/GS/DNP/IA: (4/2/0/0)



**BRENDAN
MAHON**

Ht: 6-4 Wt: 320 Exp: R
Penn State Aqd: FA '18
Career GP/GS: (3/0) [0/0]

2018 GAME-BY-GAME

vs DALLAS (9/9/18): Inactive...**at ATLANTA (9/16/18):** Saw action on special teams in NFL debut...**vs CINCINNATI (9/23/18):** Served as a reserve lineman...Saw action on special teams...**vs NEW YORK GIANTS (10/7/18):** Served as a reserve lineman...Saw action on special teams...

GP/GS/DNP/IA: (3/0/0/1)



**TAYLOR
MOTON**

Ht: 6-5 Wt: 325 Exp: 2
Western Michigan Aqd: D2b '17
Career GP/GS: (20/4) [1/0]

2018 GAME-BY-GAME

vs DALLAS (9/9/18): Started at left tackle...Key part of an offensive line that cleared holes for the Panthers to rush for 147 yards...**at ATLANTA (9/16/18):** Started at right tackle...Provided protection for quarterback Cam Newton to record a career-high 32 completions...**vs CINCINNATI (9/23/18):** Started at right tackle...Part of a unit that allowed just one sack on the day and cleared running lanes for Christian McCaffrey to post 184 yards on the ground, fourth most in a single game in franchise history...**vs NEW YORK GIANTS (10/7/18):** Started at right tackle...Helped a Carolina offense produce 350 total net yards.

GP/GS/DNP/IA: (4/4/0/0)



MARSHALL NEWHOUSE

Ht: 6-4 Wt: 330 Exp: 9
Texas Christian Aqd: TR '18 (BUF)
Career GP/GS: (130/70) [1/1]

2018 GAME-BY-GAME

(9/25/18): Acquired via trade with Buffalo in exchange for a future, conditional draft choice...**vs NEW YORK GIANTS (10/7/18)**: Active but did not see any action.

GP/GS/DNP/IA: (0/0/1/0)



AMINI SILATOLU

Ht: 6-4 Wt: 305 Exp: 6
Midwestern State Aqd: FA '17
Career GP/GS: (52/31) [0/0]

2018 GAME-BY-GAME

vs DALLAS (9/9/18): Served as a reserve offensive lineman...Stepped in for an injured Daryl Williams in the second half...**at ATLANTA (9/16/18)**: Saw action on special teams...**vs CINCINNATI (9/23/18)**: Served as a reserve offensive lineman and saw action on special teams...**vs NEW YORK GIANTS (10/7/18)**: Served as a reserve lineman...Saw action on special teams...

GP/GS/DNP/IA: (4/0/0/0)

HONORS

- Pro Football Weekly All-Rookie Team (2012)
- PFWA All-Rookie Team (2012)



TRAI TURNER

Ht: 6-3 Wt: 315 Exp: 5
LSU Aqd: D3 '14
Career GP/GS: (60/56) [6/6]

2018 GAME-BY-GAME

vs DALLAS (9/9/18): Started at right guard...Key part of an offensive line that cleared holes for the Panthers to rush for 147 yards...**at ATLANTA (9/16/18)**: Inactive...**vs CINCINNATI (9/23/18)**: Inactive...**vs NEW YORK GIANTS (10/7/18)**: Started at right guard...Helped a Carolina offense produce 350 total net yards.

GP/GS/DNP/IA: (2/2/0/2)

HONORS

- 3x Pro Bowl (2017, 2016, 2015)



GREG VAN ROTEN

Ht: 6-3 Wt: 305 Exp: 4
Penn Aqd: FA '17
Career GP/GS: (25/4) [0/0]

2018 GAME-BY-GAME

vs DALLAS (9/9/18): Started at left guard, posting first career NFL start...Part of an offensive line that cleared holes for the Panthers to rush for 147 yards...**at ATLANTA (9/16/18)**: Started at left guard...Part of an offensive line that allowed just two sacks in the game...Provided protection for quarterback Cam Newton to tally a career-high 32 completions...**vs CINCINNATI (9/23/18)**: Started at left guard...Part of a unit that allowed just one sack on the day and cleared running lanes for Christian McCaffrey to post 184 yards on the ground, fourth most in a single game in franchise history...**vs NEW YORK GIANTS (10/7/18)**: Started at left guard...Helped a Carolina offense produce 350 total net yards.

GP/GS/DNP/IA: (4/4/0/0)

SPECIALISTS



GRAHAM GANO

Ht: 6-2 Wt: 202 Exp: 9
 Florida State Aqd: FA '12
 Career GP/GS: (126/0) [7/0]

2018 GAME-BY-GAME

vs DALLAS (9/9/18): Converted a 27-yard field goal just before halftime, his only attempt of the day...Went 1-for-1 on extra point attempts...**at ATLANTA (9/16/18):** Converted a 54-yard field goal...Made all three extra point attempts...**vs CINCINNATI (9/23/18):** Went 1-for-1 on field goals, converting a 40-yarder in the fourth quarter...Also made all four PAT attempts...**vs NEW YORK GIANTS (10/7/18):** Nailed a 63-yard field goal with 0:01 remaining to win the game...It marked a franchise record and tied for the second-longest field goal in NFL history...Marked his sixth career game-winning field goal...Finished the game 4-for-4 on field goals and 3-for-3 on PATs.

NFL RANKINGS

- Nailed a 63-yard field goal vs. New York Giants (10/7/18), tying for the second-longest field goal in NFL history.
- Led the NFL with a 96.7 field goal percentage in 2017, converting 29-of-30 attempts.
- In 2017, led the league in touchback percentage with 84.8, turning 70-of-83 kickoffs into touchbacks.
- Tied NFL record for longest field goal in the postseason after nailing a 58-yard attempt in a Wild Card Playoff at New Orleans (1/7/18).
- In 2010, tied NFL record for the most overtime field goals in a season with three.

FRANCHISE RANKINGS

- Set a franchise record with his 63-yard field goal vs. New York Giants (10/7/18).
- Broke the franchise record of 21 consecutive field goal makes set by John Kasay. Currently sports a 24-kick streak that is the longest active streak in the NFL.
- In 2017, set a franchise record and led the NFL in field goal percentage, hitting on 29-of-30 tries for 96.7 percent.
- Set a franchise record with a league-best 84.8 percent touchback percentage in 2017, booming 70-of-83 kickoffs into the endzone.
- Hit a 58-yard field goal in a Wild Card Playoff at New Orleans (1/7/18), setting a franchise record and tied the NFL record for the longest field goal in postseason history.
- In 2013, set a franchise record and tied for the NFL lead for the most made field goals of 50 yards or more with six.
- Set single-season franchise record in 2015 with a career-high 146 points.
- Ranks second in franchise history with 702 points (158 field goals, 228 PATs).

GANO CAREER STATISTICS

Year	Team	GP	FG	FGA	Pct	Lg	Blk	XP	XPA	Pct	Blk	Points
2009	Washington	4	4	4	100	46	0	6	7	85.7	1	18
2010	Washington	16	24	35	68.6	49	1	28	28	100.0	0	100
2011	Washington	16	31	41	75.6	59	5	25	26	96.2	1	118
2012	Carolina	6	9	11	81.8	51	0	20	21	95.2	0	47
2013	Carolina	16	24	27	88.9	55	1	42	42	100.0	0	114
2014	Carolina	16	29	35	82.9	53	1	34	34	100.0	0	121
2015	Carolina	16	30	36	83.3	52	4	56	59	94.9	1	146
2016	Carolina	16	30	38	78.9	54	0	31	34	91.2	2	121
2017	Carolina	16	29	30	96.7	48	0	34	37	91.9	1	121
2018	Carolina	4	7	7	100	63	0	11	11	100	0	32
Totals		126	217	264	82.2	63	12	287	299	96.0	6	938

HONORS

- Pro Bowl (2017)
- Ed Block Courage Award Winner (2017)
- NFC Special Teams Player of the Month (November, 2015)
- NFC Special Teams Player of the Week (Week 16, 2010)

SINGLE-GAME CAREER HIGHS

FG ATTEMPTS	6	at Tennessee (11/21/10)
FG MADE	4	8x, last at Washington (12/19/16)
LONG FG ATTEMPT	63	2x, vs. New York Giants (10/7/18)
LONG FG MADE	63	vs. New York Giants (10/7/18)
PAT ATTEMPTS	6	at New Orleans (12/6/16)
PAT MADE	5	9x, last vs. Tampa Bay (1/3/16)
POINTS	16	vs. San Francisco (9/18/16)



J.J. JANSSEN

Ht: 6-2 Wt: 235 Exp: 11
 Notre Dame Aqd: TR '09 (GB)
 Career GP/GS: (148/0) [7/0]

2018 GAME-BY-GAME

vs DALLAS (9/9/18): Saw action on special teams...Served as the long snapper on punts and placekicks...**at ATLANTA (9/16/18):** Saw action on special teams...Served as the long snapper on punts and placekicks...**vs CINCINNATI (9/23/18):** Served as the long snapper on punts and placekicks...**vs NEW YORK GIANTS (10/7/18):** Served as the long snapper on punts and placekicks...Recorded one special teams tackle.

FRANCHISE RANKINGS

- 148 regular season games played are the most by a long snapper in franchise history and eighth-most among all-time Panthers.

HONORS

- Pro Bowl (2013)



MICHAEL PALARDY

Ht: 5-11 Wt: 200 Exp: 3
 Tennessee Aqd: FA '16
 Career GP/GS: (27/0) [1/0]

PALARDY CAREER STATISTICS

Year	Team	GP	No	Yds	Avg	Net	TB	In 20	Lg	Blk
2016	Carolina	7	36	1531	42.5	37.9	2	13	56	0
2017	Carolina	16	71	3269	46.0	42.4	4	25	63	0
2018	Carolina	3	14	643	45.9	42.7	1	8	59	0
Totals		25	121	5443	45.0	41.1	7	46	63	0

2018 GAME-BY-GAME

vs DALLAS (9/9/18): Saw action on special teams...Punted six times, recorded a 47.8-yard gross average and a 42.3-yard net average...Stuck three punts inside the 20-yard line...**at ATLANTA (9/16/18):** Punted four times with a 47.8-yard gross average...Recorded a 47.0 net average...Placed two punts inside the 20-yard line...**vs CINCINNATI (9/23/18):** Punted four times with a 41.3-yard average...Finished with a 39.0-yard net average and placed three punts inside the 20-yard line...Launched a season-long 59-yard punt in the fourth quarter...**vs NEW YORK GIANTS (10/7/18):** Punted three times for 153 yards, posting a 51.0-yard gross average and 46.0-yard net average...Placed two punts inside the 20-yard line.

NFL RANKINGS

- Ranked fifth in the NFL in net punting average (42.4) in 2017.

FRANCHISE RANKINGS

- Set franchise record for highest net punting average (42.4) in single season in 2017.
- Tied for third-fewest touchbacks (four) among qualifying punters in single season in 2017.

SINGLE-GAME CAREER HIGHS

PUNTS	7	2x, last at Atlanta (12/31/17)
PUNTING YARDS	353	at Tampa Bay (10/29/17)
GROSS PUNTING AVERAGE	52.6	at Chicago (10/22/17)
NET PUNTING AVERAGE	48.7	at San Francisco (9/10/17)
LONG PUNT	63	at New York Jets (11/26/17)
PUNTS INSIDE THE 20	4	at Tampa Bay (10/29/17)

DEFENSIVE LINE



MARIO ADDISON

Ht: 6-3 Wt: 260 Exp: 8
Troy Aqd: FA '12
Career GP/GS: (99/24) [7/1]



VERNON BUTLER

Ht: 6-4 Wt: 330 Exp: 3
Louisiana Tech Aqd: D1 '16
Career GP/GS: (28/0) [1/0]

ADDISON CAREER STATISTICS

YR	Team	G/GS	TOT	T	A	SACK	YDS	INT	LG	TD	PD	FF	FR	Yds
2011	Chi./Ind	6/0	5	1	4	0.0	0.0	0	0	0	0	0	0	0
2012	Ind./Was./Car.	12/1	4	4	0	1.0	5.0	0	0	0	0	1	1	0
2013	Carolina	16/2	14	8	6	2.5	20.5	0	0	0	0	1	1	0
2014	Carolina	16/0	21	13	8	6.5	59.5	0	0	0	0	1	2	0
2015	Carolina	14/0	19	11	8	6.0	27.0	0	0	0	1	0	0	0
2016	Carolina	14/1	26	21	5	9.5	49.5	0	0	0	1	2	1	0
2017	Carolina	16/16	50	35	15	11.0	70.5	0	1	0	0	2	0	0
2018	Carolina	4/4	12	9	4	2.5	21.5	0	0	0	0	1	0	0
Total		99/24	151	104	50	39.0	261.5	0	0	0	2	8	5	0

2018 GAME-BY-GAME

vs DALLAS (9/9/18): Started at defensive end...Tallied four tackles, 1.5 sacks and a forced fumble...Recorded a strip-sack on Dallas' final offensive play of the game, knocking the ball out of quarterback Dak Prescott's hands...**at ATLANTA (9/16/18):** Started at defensive end and recorded five tackles...**vs CINCINNATI (9/23/18):** Posted a season-high seven tackles with one sack...Key contributor on a defensive line that held Cincinnati to 66 rushing yards and forced four interceptions...**vs NEW YORK GIANTS (10/7/18):** Started at defensive end...Tallied one tackle.

GP/GS/DNP/IA: (4/4/0/0)

NFL RANKINGS

• Recorded 21.5 sacks over his previous 26 games, dating back to a 2016 game at the Los Angeles Rams (11/6/16). He is tied for fourth in the NFL in sacks over that span.

FRANCHISE RANKINGS

• Ranks fifth all-time in sacks in franchise history with 39.0 career sacks.

SINGLE-GAME CAREER HIGHS

TACKLES 6 vs. New Orleans (9/24/17)
SACKS 2.5 vs. Detroit (9/14/14)
FORCED FUMBLES 1 8x, last vs Dallas (9/9/18)
FUMBLE RECOVERIES 1 5x, last vs. New Orleans (11/17/16)

BUTLER CAREER STATISTICS

YR	Team	G/GS	TOT	T	A	SACK	YDS	INT	LG	TD	PD	FF	FR	Yds
2016	Carolina	10/0	11	8	3	1.5	11.0	0	0	0	2	0	1	0
2017	Carolina	14/0	14	10	4	0.0	0.0	0	0	0	1	0	0	0
2018	Carolina	4/0	6	3	3	0.0	0.0	0	0	0	0	0	0	0
Total		28/0	31	21	10	1.5	11.0	0	0	1	1	0	1	0

2018 GAME-BY-GAME

vs DALLAS (9/9/18): Saw action as a reserve defensive lineman...Recorded two tackles...**at ATLANTA (9/16/18):** Saw action as a reserve defensive tackle...Tallied one tackle...**vs CINCINNATI (9/23/18):** Recorded one tackle and one quarterback pressure...**vs NEW YORK GIANTS (10/7/18):** Saw action as a reserve defensive lineman and recorded two tackles.

GP/GS/DNP/IA: (4/0/0/0)

FRANCHISE RANKINGS

• Blocked two field goals in 2016, tying defensive end Julius Peppers for the most blocked field goals in a single season in team history.

SINGLE-GAME CAREER HIGHS

TACKLES 3 at New York Jets (11/26/17)
SACKS 1.0 at Denver (9/8/16)
PASSES DEFENSED 1 3x, last at New York Jets (11/26/17)
FUMBLE RECOVERIES 1 at Tampa Bay (1/1/17)



BRYAN COX JR.

Ht: 6-3 Wt: 270 Exp: 2
Florida Aqd: FA '17
Career GP/GS: (9/0) [1/0]

COX JR. CAREER STATISTICS

YR	Team	G/GS	TOT	T	A	SACK	YDS	INT	LG	TD	PD	FF	FR	Yds
2017	Carolina	7/0	5	4	1	0.0	0.0	0	0	0	0	0	1	15
2018	Carolina	2/0	3	2	1	0.0	0.0	0	0	0	0	0	0	0
Total		9/0	8	6	2	0.0	0.0	0	0	0	0	0	1	15

2018 GAME-BY-GAME

vs DALLAS (9/9/18): Saw action as a reserve defensive lineman...Recorded two tackles...**at ATLANTA (9/16/18):** Inactive...**vs CINCINNATI (9/23/18):** Recorded on tackle...**vs NEW YORK GIANTS (10/7/18):** Inactive.

GP/GS/DNP/IA: (2/0/0/2)

SINGLE-GAME CAREER HIGHS

TACKLES 2 2x, last vs Dallas (9/9/18)
FUMBLE RECOVERIES 1 vs. Tampa Bay (12/24/17)



WES HORTON

Ht: 6-5 Wt: 265 Exp: 6
Southern California Aqd: FA '16
Career GP/GS: (65/33) [3/2]

HORTON CAREER STATISTICS

YR	Team	G/GS	TOT	T	A	SACK	YDS	INT	LG	TD	PD	FF	FR	Yds
2013	Carolina	10/0	8	7	1	2.0	9.0	0	0	0	0	0	0	0
2014	Carolina	16/15	26	17	9	3.0	17.0	0	0	0	1	1	0	0
2015	Carolina	8/2	8	6	2	1.0	3.0	0	0	0	0	0	0	0
2016	Carolina	11/10	13	8	5	2.5	11.5	0	0	0	0	2	2	4
2017	Carolina	16/0	17	13	4	5.5	35.5	0	0	0	0	3	0	0
2018	Carolina	4/3	5	4	1	1.5	5.5	0	0	0	0	0	0	0
Total		65/33	77	55	22	15.5	81.5	0	0	0	1	6	2	4

2018 GAME-BY-GAME

vs DALLAS (9/9/18): Started at defensive end...Tallied three tackles, 1.5 sacks and one quarterback pressure...**at ATLANTA (9/16/18):** Started at defensive end and tallied two tackles...**vs CINCINNATI (9/23/18):** Started at defensive end but did not record any statistics...Key contributor on a defense that allowed just 66 rushing yards and recorded four interceptions...**vs NEW YORK GIANTS (10/7/18):** Recorded one quarterback pressure as a reserve defensive end.

GP/GS/DNP/IA: (4/3/0/0)

NFL RANKINGS

- Has recorded five forced fumbles since 12/19/16, tying for third-most among all NFL players in forced fumbles since that date.

SINGLE-GAME CAREER HIGHS

TACKLES 4 3x, last at New York Jets (11/26/17)
SACKS 2.0 vs. Tampa Bay (12/1/13)
FORCED FUMBLES 1 6x, last vs. Tampa Bay (12/24/17)



MARQUIS HAYNES

Ht: 6-2 Wt: 235 Exp: R
Mississippi Aqd: D4b '18
Career GP/GS: (1/0) [0/0]

HAYNES CAREER STATISTICS

YR	Team	G/GS	TOT	T	A	SACK	YDS	INT	LG	TD	PD	FF	FR	Yds
2018	Carolina	1/0	0	0	0	0.0	0.0	0	0	0	0	0	0	0
Total		1/0	0	0	0	0.0	0.0	0	0	0	0	0	0	0

2018 GAME-BY-GAME

vs DALLAS (9/9/18): Inactive...**at ATLANTA (9/16/18):** Saw action as a reserve defensive end...Recorded one special teams tackle...**vs CINCINNATI (9/23/18):** Inactive...**vs NEW YORK GIANTS (10/7/18):** Inactive.

GP/GS/DNP/IA: (1/0/0/3)



KYLE LOVE

Ht: 6-1 Wt: 310 Exp: 7
Mississippi State Aqd: FA '16
Career GP/GS: (88/28) [11/4]



EFE OBADA

Ht: 6-6 Wt: 265 Exp: 1
no college Aqd: FA '17
Career GP/GS: (2/0) [0/0]

LOVE CAREER STATISTICS

YR	Team	G/GS	TOT	T	A	SACK	YDS	INT	LG	TD	PD	FF	FR	Yds
2010	N.E.	9/1	7	5	2	1.0	4.0	0	0	0	1	0	0	0
2011	N.E.	16/13	33	20	13	3.0	14.0	0	0	0	0	0	1	0
2012	N.E.	16/11	25	11	14	1.5	4.0	0	0	0	0	0	0	0
2013	K.C./Jac.	2/0	4	1	3	0.0	0.0	0	0	0	0	0	0	0
2014	Carolina	0/0	0	0	0	0.0	0.0	0	0	0	0	0	0	0
2015	Carolina	15/2	19	13	6	3.0	23.0	0	0	0	0	0	1	0
2016	Carolina	10/1	19	11	8	1.5	11.0	0	0	0	0	1	1	0
2017	Carolina	16/0	16	10	6	3.5	26.5	0	0	0	0	0	0	0
2018	Carolina	4/0	5	4	1	0.0	0.0	0	0	0	1	0	0	0
Total		88/28	128	75	53	13.5	82.5	0	0	0	2	1	3	0

2018 GAME-BY-GAME

vs DALLAS (9/9/18): Saw action as a reserve defensive tackle...Recorded three tackles...**at ATLANTA (9/16/18):** Saw action as a reserve defensive tackle...Recorded one tackle...**vs CINCINNATI (9/23/18):** Served as a reserve defensive lineman...Recorded one tackle...**vs NEW YORK GIANTS (10/7/18):** Saw action as a reserve defensive tackle.

GP/GS/DNP/IA: (4/0/0/0)

SINGLE-GAME CAREER HIGHS

TACKLES 4 8x, last at Tampa Bay (1/1/17)
SACKS 1.0 11x, last vs. Minnesota (12/10/17)
FUMBLE RECOVERIES 1 3x, last at Washington (12/19/16)
FORCED FUMBLES 1 at Washington (12/19/16)

OBADA CAREER STATISTICS

YR	Team	G/GS	TOT	T	A	SACK	YDS	INT	LG	TD	PD	FF	FR	Yds
2018	Carolina	2/0	2	2	0	1.0	10.0	1	0	0	2	0	0	0
Total		2/0	2	2	0	1.0	10.0	1	0	0	2	0	0	0


2018 GAME-BY-GAME

vs DALLAS (9/9/18): Inactive...**at ATLANTA (9/16/18):** Inactive...**vs CINCINNATI (9/23/18):** Made NFL debut and earned NFC Defensive Player of the Week honors...Recorded one interception, one sack, one pass defense and two tackles...**vs NEW YORK GIANTS (10/7/18):** Served as a reserve defensive end...Tallied one pass defense.

GP/GS/DNP/IA: (2/0/0/2)

SINGLE-GAME CAREER HIGHS

TACKLES 2 vs. Cincinnati (9/23/18)
SACKS 1.0 vs. Cincinnati (9/23/18)



JULIUS PEPPERS

Ht: 6-7 Wt: 295 Exp: 17
North Carolina Aqd: UFA '17 (GB)
Career GP/GS: (254/233) [18/18]

2018 GAME-BY-GAME

vs DALLAS (9/9/18): Saw action at defensive end...Tallied two tackles and one quarterback pressure...**at ATLANTA (9/16/18):** Recorded one tackle...**vs CINCINNATI (9/23/18):** Saw action as a reserve defensive end...Tallied one pass defense...**vs NEW YORK GIANTS (10/7/18):** Started at defensive end...Recorded four tackles.

GP/GS/DNP/IA: (4/1/0/0)

NFL RANKINGS

- Ranks fourth in NFL history with 154.5 career sacks, the most sacks by any active NFL player.
- Only player in NFL history with at least 150 sacks and 10 or more interceptions.
- Has 20 career opponent fumble recoveries, the most among active players and tied for second-most since 2000.
- Has 49 career forced fumbles, ranking second in the NFL in that category since 2000.
- 11 career interceptions ranks second all-time for defensive ends.
- Produced 10 seasons with double-digit sacks which ranks fourth all-time in NFL history.
- First in the NFL among active players with 13 blocked kicks (12 field goals, one extra point).
- Has six career defensive touchdowns (4 INT, 2 FR) which ties for first in the NFL among active defensive linemen and linebackers.
- Played in 254 career games, seventh all-time among defensive players and sixth among all active NFL players.
- Has played in 163 consecutive regular season games, the second-longest active streak in the NFL among position players.
- Named to nine Pro Bowls, tied for sixth-most among all active players.

NFL POSTSEASON RANKINGS

- Has played in 18 career postseason games, tied for fifth-most among active NFL players.
- Has 6.5 career sacks in postseason, tying for seventh among active players.

PEPPERS CAREER STATISTICS

YR	Team	G/GS	TOT	T	A	SACK	YDS	INT	LG	TD	PD	FF	FR	YDS
2002	Carolina	12/12	54	37	17	12.0	78	1	21	0	4	5	0	0
2003	Carolina	16/16	65	48	17	7.0	39	0	0	0	6	3	0	0
2004	Carolina	16/16	85	63	22	11.0	71	2	97	1	6	4	1	60
2005	Carolina	16/16	70	46	24	10.5	61.5	0	0	0	4	2	1	10
2006	Carolina	16/16	75	61	14	13.0	89	0	0	0	6	3	2	0
2007	Carolina	14/14	55	37	18	2.5	22.5	1	0	0	3	3	2	0
2008	Carolina	16/16	63	41	22	14.5	82.5	0	0	0	7	5	0	0
2009	Carolina	16/14	56	35	21	10.5	52.5	2	13t	1	4	5	1	0
2010	Chicago	16/16	64	47	17	8.0	54	2	1	0	7	3	0	0
2011	Chicago	16/16	43	31	12	11.0	60	0	0	0	1	3	2	0
2012	Chicago	16/16	43	33	10	11.5	73.5	0	0	0	0	1	4	6
2013	Chicago	16/16	47	35	12	7.0	44	1	14	0	4	2	1	42
2014	Green Bay	16/16	45	33	12	7.0	41.5	2	52t	2	11	4	3	2
2015	Green Bay	16/16	42	31	11	10.5	57	0	0	0	0	2	0	0
2016	Green Bay	16/11	30	22	8	7.5	47.5	0	0	0	3	2	1	0
2017	Carolina	16/5	33	27	6	11.0	61.0	0	0	0	0	2	2	0
2018	Carolina	4/1	7	7	0	0.0	0.0	0	0	0	1	0	0	0
Total			254/233	877	634	243	154.5	934.5	11	97	4	67	49	20 120

FRANCHISE RANKINGS

- All-time leader in sacks (92.0).
- All-time leader in forced fumbles (31).
- All-time leader in blocked field goals (8).
- Tied for second in franchise history in opponent fumble recoveries (9).
- Tied for third all-time in defensive touchdowns (3 total: 2 INT, 1 FR).
- Posted the second-most interception return yards for one season (143) in 2004.
- Holds record for longest interception return in a game in franchise history with a 97-yard return at Denver (10/10/04).

FRANCHISE POSTSEASON RANKINGS

- Tied for most career postseason starts (nine) in franchise history, and tied for third in most career postseason games (nine) played.

HONORS

- 9x Pro Bowl (2015, 2012, 2011, 2010, 2009, 2008, 2006, 2005, 2004)
- 3x AP First Team All-Pro (2010, 2006, 2004)
- AP Second Team All-Pro (2009)
- NFL Defensive Player of the Year (2002)
- NFL All-Decade Team (2000s)
- 4x NFC Defensive Player of the Month
- 5x NFC Defensive Player of the Week

SINGLE-GAME CAREER HIGHS

TACKLES	12	vs. Baltimore (11/17/13)
SACKS	3.0	9x, last at Arizona (12/23/12)
INTERCEPTIONS	1	11x, last vs. Philadelphia (11/16/14)
FORCED FUMBLES	2	2x, last at Oakland (11/9/08)
FUMBLE RECOVERIES	2	vs. Tampa Bay (12/24/17)



DONTARI POE

Ht: 6-3 Wt: 346 Exp: 7
Memphis Aqd: UFA '18 (Atl)
Career GP/GS: (98/96) [6/6]

POE CAREER STATISTICS

Year	Team	GP/GS	Tot	T	A	Sack	Yds	INT	Lg	TD	PD	FF	FR	Yds	TD
2012	Kansas City	16/16	38	28	10	0.0	0.0	0	0	0	4	0	0	0	0
2013	Kansas City	15/15	51	43	8	4.5	30.5	0	0	0	4	0	0	0	0
2014	Kansas City	16/16	45	37	8	6.0	30.5	0	0	0	1	0	0	0	0
2015	Kansas City	15/13	39	29	10	1.0	2.0	0	0	0	0	1	1	0	0
2016	Kansas City	16/16	27	18	9	1.5	2.5	0	0	0	3	1	0	0	0
2017	Atlanta	16/16	39	23	16	2.5	17.5	0	0	0	2	0	0	0	0
2018	Carolina	4/4	9	3	6	0.0	0.0	0	0	0	0	0	0	0	0
Totals		98/96	248	181	67	15.5	83.0	0	0	0	14	2	1	0	0

2018 GAME-BY-GAME

vs DALLAS (9/9/18): Started at defensive tackle and recorded one tackle...**at ATLANTA (9/16/18):** Started at defensive tackle...Tallied one tackle...**vs CIN-CINNATI (9/23/18):** Started at defensive tackle and tallied four tackles...Key contributor on a defense that allowed just 66 rushing yards and recorded four interceptions...**vs NEW YORK GIANTS (10/7/18):** Started at defensive tackle...Tallied three tackles.

GP/GS/DNP/IA: (4/4/0/0)

HONORS

- 2x Pro Bowl (2014, 2013)
- AP Second Team All-Pro (2013)

SINGLE-GAME CAREER HIGHS

TACKLES	9	at Buffalo (11/3/13)
SACKS	2.0	vs. Dallas (9/15/13)
PASSES DEFENSED	2	vs. Miami (12/15/17)
FORCED FUMBLES	1	2x, last vs. Tennessee (12/18/16)
FUMBLE RECOVERIES	1	2x, last vs. Houston (1/9/15)



KAWANN SHORT

Ht: 6-3 Wt: 315 Exp: 6
Purdue Aqd: D2 '13
Career GP/GS: (84/81) [7/6]

SHORT CAREER STATISTICS

YR	Team	G/GS	TOT	T	A	SACK	YDS	INT	LG	TD	PD	FF	FR	YDS
2013	Carolina	16/0	33	21	12	1.5	9.0	0	0	0	0	1	1	0
2014	Carolina	16/9	38	28	10	3.5	19.5	0	0	0	3	1	2	0
2015	Carolina	16/16	51	40	11	11.0	91.0	0	0	0	6	3	2	0
2016	Carolina	16/16	54	41	13	6.0	31.0	0	0	0	4	1	0	0
2017	Carolina	16/16	53	40	13	7.5	35.5	0	0	0	1	2	1	0
2018	Carolina	4/4	12	8	4	2.0	10.0	0	0	0	0	1	0	0
Total		84/81	241	178	63	31.5	196.0	0	0	0	14	9	7	0

2018 GAME-BY-GAME

vs DALLAS (9/9/18): Started at defensive tackle and tallied two sacks...**at ATLANTA (9/16/18):** Started at defensive tackle...Recorded four tackles and one forced fumble...**vs CINCINNATI (9/23/18):** Started at defensive tackle and tallied four tackles...Key contributor on a defense that allowed just 66 rushing yards and recorded four interceptions...**vs NEW YORK GIANTS (10/7/18):** Started at defensive tackle...Recorded two tackles.

GP/GS/DNP/IA: (4/4/0/0)

NFL RANKINGS

- Recorded 11.0 sacks in 2015, tied for the NFL lead among defensive tackles...Had four games with two or more sacks in 2015, second-most in the NFL.
- Since the start of 2015, has 26.5 sacks, the third-most in the NFL by a defensive tackle in that span.

FRANCHISE RANKINGS

- Led the Panthers with a career-high 11.0 sacks in 2015, most by a defensive tackle in team history.
- Named NFC Defensive Player of the Month for October and December to become the first player in franchise history to win multiple Player of the Month Awards in a single season.
- Became first defensive tackle in team history to be named Defensive Player of the Month (October, December)...Became first defensive tackle in team history to be named Player of the Week (Week 6).

HONORS

- Pro Bowl (2015)
- AP All-Pro Second Team (2015)
- PFWA All-NFC (2015)
- NFC Defensive Player of the Month (2015 - October, December)
- NFC Defensive Player of the Week (2015 - Week 6)
- PFWA All-Rookie (2013)

SINGLE-GAME CAREER HIGHS

TACKLES	7	2x, last at Atlanta (12/27/15)
SACKS	3.0	vs. Philadelphia (10/25/15)
FORCED FUMBLES	2	vs. Atlanta (12/13/15)
FUMBLE RECOVERIES	1	6x, last vs. Philadelphia (10/12/17)

LINEBACKERS



**JERMAINE
CARTER JR.**

Ht: 6-1 Wt: 225 Exp: R
Maryland Aqd: D5 '18
Career GP/GS: (4/0) [0/0]

CARTER CAREER STATISTICS

Year	Team	GP/GS	Tot T	A	Sack	Yds	INT	Yds	Lg	TD	PD	FF	FR	Yds
2018	Carolina	4/0	1 1	0	0.0	0.0	0	0	0	0	0	0	0	0
Totals		4/0	1 1	0	0.0	0.0	0	0	0	0	0	0	0	0

2018 GAME-BY-GAME

vs DALLAS (9/9/18): Saw action on special teams...Did not record any statistics...**at ATLANTA (9/16/18):** Saw action on special teams...Did not record any statistics...**vs CINCINNATI (9/23/18):** Saw action on special teams...Did not record any statistics...**vs NEW YORK GIANTS (10/7/18):** Served as a reserve linebacker and saw action on special teams...Recorded one tackle and one quarterback pressure.

GP/GS/DNP/IA: (4/0/0/0)



**THOMAS
DAVIS**

Ht: 6-1 Wt: 235 Exp: 13
Georgia Aqd: D1 '05
Career GP/GS: (164/146) [11/8]

DAVIS CAREER STATISTICS

Year	Team	GP/GS	Tot T	A	Sack	Yds	INT	Yds	Lg	TD	PD	FF	FR	Yds
2005	Carolina	16/1	28	18	10	1.5	13.0	0	0	0	0	1	0	0
2006	Carolina	14/14	96	73	23	1.5	10.0	0	0	0	4	1	0	0
2007	Carolina	16/16	85	68	17	3.0	22.0	1	0	0	6	2	1	0
2008	Carolina	16/16	136	94	42	3.5	24.5	0	0	0	5	2	1	0
2009	Carolina	7/7	71	53	18	1.5	15.0	2	24	24	0	3	0	0
2010	Carolina						PHYSICALLY UNABLE TO PERFORM/RIGHT KNEE							
2011	Carolina	2/2	17	8	9	0.0	0.0	0	0	0	0	0	1	0
2012	Carolina	15/12	118	85	33	0.0	0.0	1	0	0	2	2	1	0
2013	Carolina	16/16	151	111	40	4.0	36.0	2	-2	0	8	1	0	0
2014	Carolina	15/15	129	92	37	2.5	12.5	0	0	0	6	2	1	33
2015	Carolina	16/16	123	92	31	5.5	44.0	4	22	22	0	7	4	2
2016	Carolina	16/16	132	92	40	2.5	16.5	3	35	31	1	2	1	46
2017	Carolina	15/15	88	66	23	2.5	17.5	0	0	0	0	0	1	0
Total		164/146	1174	844	323	28.0	206.5	13	79	31	1	43	16	79

NFL RANKINGS

- Ranks third among active NFL linebackers with 998 career tackles (according to press box statistics).
- Since 2012, Thomas Davis has tallied 10 interceptions, tied for second-most among NFL linebackers during that time behind only teammate Luke Kuechly (15).

FRANCHISE RANKINGS


- Ranks first in franchise history with 1,174 tackles.
- 164 regular season games played are the most by a linebacker in franchise history and fourth-most among all-time Panthers.
- 146 regular season games started are the third-most in team history.
- Carolina's all-time leader in playoff experience, playing in 11 career postseason contests.

HONORS

- 3x Pro Bowl (2017, 2016, 2015)
- AP All-Pro First Team (2015)
- PFWA All-NFC Team (2015)
- Byron "Whizzer" White Award Winner (2015)
- Athletes in Action/Bart Starr Award (2015)
- Finalist for Sports Illustrated Sportsman of the Year Award (2015)
- Walter Payton NFL Man of the Year (2014)
- NFC Defensive Player of the Month (2013, November)
- NFC Defensive Player of the Week (2013, Week 6)
- Ed Block Courage Award Winner (2011)

SINGLE-GAME CAREER HIGHS

TACKLES	18	2x, last vs. Tampa Bay (11/18/12)
SACKS	2.0	at Minnesota (10/13/13)
INTERCEPTIONS	1	13x, last at Oakland (11/27/16)
FORCED FUMBLES	1	16x, last at Los Angeles Rams (11/6/15)
FUMBLE RECOVERIES	1	10x, last at Detroit (10/8/17)



BEN JACOBS

Ht: 6-4 Wt: 240 Exp: 4
Fresno State Aqd: FA '16
Career GP/GS: (61/0) [6/0]


JACOBS CAREER STATISTICS

Year	Team	GP/GS	Tot	T	A	Sack	Yds	INT	Yds	Lg	TD	PD	FF	FR	Yds
2011	Cleveland	5/0	0	0	0	0.0	0.0	0	0	0	0	0	0	0	0
2013	Carolina	0/0	0	0	0	0.0	0.0	0	0	0	0	0	0	0	0
2014	Carolina	16/0	1	1	0	0.0	0.0	0	0	0	0	0	0	0	0
2015	Carolina	16/0	7	6	1	0.0	0.0	0	0	0	0	0	0	0	0
2016	Carolina	4/0	0	0	0	0.0	0.0	0	0	0	0	0	0	0	0
2017	Carolina	16/0	0	0	0	0.0	0.0	0	0	0	0	0	0	0	0
2018	Carolina	4/0	0	0	0	0.0	0.0	0	0	0	0	0	0	0	0
Totals		61/0	8	7	1	0.0	0.0	0	0	0	0	0	0	0	0

2018 GAME-BY-GAME

vs DALLAS (9/9/18): Saw action on special teams...Did not record any statistics...**at ATLANTA (9/16/18):** Saw action on special teams...Recorded one special teams tackle...**vs CINCINNATI (9/23/18):** Saw action on special teams...Did not record any statistics...**vs NEW YORK GIANTS (10/7/18):** Saw action on special teams...Recorded two special teams tackles.

GP/GS/DNP/IA: (4/0/0/0)



LUKE KUECHLY

Ht: 6-3 Wt: 238 Exp: 7
Boston College Aqd: D1 '12
Career GP/GS: (90/90) [7/7]

KUECHLY CAREER STATISTICS

Year	Team	GP/GS	Tot	T	A	Sack	Yds	INT	Yds	Lg	TD	PD	FF	FR	Yds	TD
2012	Carolina	16/16	205	135	70	1.0	4.0	2	22	25	0	5	0	3	9	0
2013	Carolina	16/16	176	115	61	2.0	15.0	4	33	30	0	5	0	0	0	0
2014	Carolina	16/16	166	124	42	3.0	19.0	1	0	0	0	12	1	1	0	0
2015	Carolina	13/13	137	110	27	1.0	5.0	4	48	32t	1	5	2	1	0	0
2016	Carolina	10/10	112	88	24	2.0	16.0	1	1	1	0	6	1	0	0	0
2017	Carolina	15/15	134	108	26	1.5	6.0	3	23	23	1	4	1	3	34	1
2018	Carolina	4/4	34	28	6	1.0	1.0	1	0	0	0	0	0	0	0	0
Totals		90/90	964	708	256	11.5	66.0	16	127	32t	2	37	5	8	43	1

2018 GAME-BY-GAME

vs DALLAS (9/9/18): Started at linebacker...Recorded a team-high 13 tackles...Added one quarterback pressure...**at ATLANTA (9/16/18):** Started at linebacker...Recorded a team-high 10 tackles...**vs CINCINNATI (9/23/18):** Started at linebacker...Tallied six tackles...Key contributor on a defense that allowed just 66 rushing yards and recorded four interceptions...**vs NEW YORK GIANTS (10/7/18):** Recorded five tackles, one sack and one quarterback pressure.

GP/GS/DNP/IA: (4/4/0/0)

(KUECHLY CONTINUED)

NFL RANKINGS

- Leads the NFL with 847 tackles (based on press box statistics) since entering the league in 2012.
- Led the NFL in tackles in 2012 and 2014...In 2012, he became the first rookie since San Francisco's Patrick Willis (2007) to lead the NFL in tackles.
- Tied NFL single-game record with 24 tackles (based on press box statistics) vs. New Orleans (12/22/13), previously accomplished by David Harris for the New York Jets (11/4/07).
- Recorded 16 interceptions since entering the league in 2012, the most among NFL linebackers.
- Leads all NFL linebackers with 23 total takeaways (16 interceptions, seven opponent fumble recoveries) since 2012.

FRANCHISE RANKINGS

- Set Panthers single-season record with 205 tackles (coaches film) in 2012.
- Second in franchise history with 964 career tackles (coaches film).
- Owns three of the top five single-season tackle totals in team history.
- Only player in franchise history with more than 100 tackles in each of his first six seasons as a Panther.
- Amassed a team-record 26 tackles in Panthers' 17-13 playoff-clinching win vs. New Orleans (12/22/13).
- Ranks fourth all-time with 15 interceptions and tied for fourth with 22 takeaways.

HONORS

- 4x AP All-Pro First-Team (2017, 2015, 2014, 2013)
- 5x Pro Bowl (2017, 2016, 2015, 2014, 2013)
- 5x Sporting News All-Pro (2017, 2016, 2015, 2014, 2013)
- NFL Art Rooney Sportsmanship Award Winner (2017)
- AP All-Pro Second-Team (2016)
- 4x PFWA All-NFC (2017, 2015, 2014, 2013)
- 2x Sports Illustrated All-Pro (2014, 2013)
- AP Defensive Player of the Year (2013)
- NFL 101 NFC Defensive Player of the Year (2013)
- Sporting News Defensive Player of the Year (2013)
- AP Defensive Rookie of the Year (2012)
- PFWA Defensive Rookie of the Year (2012)
- 5x NFC Defensive Player of the Week (2017, Week 12; 2015, Week 12; 2013, Weeks 10 and 16; 2012, Week 14)
- NFL Defensive Rookie of the Month (2012, December)

SINGLE-GAME CAREER HIGHS

TACKLES	26	vs. New Orleans (12/22/13)
SACKS	2.0	at Minnesota (11/30/14)
INTERCEPTIONS	2	vs Dallas (11/26/15)
PASSES DEFENSED	2	4x, last at Atlanta (12/28/14)
FORCED FUMBLES	1	5x, last vs. Buffalo (9/17/17)
FUMBLE RECOVERIES	1	8x, last at New Orleans (12/3/17)



DAVID MAYO

Ht: 6-2 Wt: 245 Exp: 4
Texas State Aqd: D5a '15
Career GP/GS: (47/4) [4/0]

MAYO CAREER STATISTICS

Year	Team	GP/GS	Tot	T	A	Sack	Yds	INT	Yds	Lg	TD	PD	FF	FR	Yds
2015	Carolina	12/0	0	0	0	0.0	0.0	0	0	0	0	0	0	0	0
2016	Carolina	15/0	9	7	2	0.0	0.0	0	0	0	0	0	0	0	0
2017	Carolina	16/1	16	10	6	0.0	0.0	0	0	0	1	0	0	0	0
2018	Carolina	3/2	4	2	2	0.0	0.0	0	0	0	0	0	0	0	0
Totals		47/4	29	19	10	0.0	0.0	0	0	0	1	0	0	0	0

2018 GAME-BY-GAME

vs DALLAS (9/9/18): Started at linebacker in place of a suspended Thomas Davis...Tallied one tackle and one quarterback pressure...**at ATLANTA (9/16/18):** Started at linebacker...Recorded one tackle...**vs CINCINNATI (9/23/18):** Tallied two tackles as a reserve linebacker...**vs NEW YORK GIANTS (10/7/18):** Started at linebacker and tallied one quarterback pressure and one special teams tackle.

GP/GS/DNP/IA: (4/3/0/0)

SINGLE-GAME CAREER HIGHS

TACKLES 7 at Tampa Bay (1/1/17)
PASSES DEFENSED 1 vs. Philadelphia (10/12/17)



JARED NORRIS

Ht: 6-1 Wt: 238 Exp: 3
Utah Aqd: FA '16
Career GP/GS: (28/0) [0/0]

NORRIS CAREER STATISTICS

Year	Team	GP/GS	Tot	T	A	Sack	Yds	INT	Yds	Lg	TD	PD	FF	FR	Yds
2016	Carolina	14/0	0	0	0	0.0	0.0	0	0	0	0	0	0	0	0
2017	Carolina	11/0	0	0	0	0.0	0.0	0	0	0	0	0	0	0	0
2018	Carolina	3/0	0	0	0	0.0	0.0	0	0	0	0	0	0	0	0
Totals		28/0	0	0	0	0.0	0.0	0	0	0	0	0	0	0	0

2018 GAME-BY-GAME

vs DALLAS (9/9/18): Saw action on special teams...Posted one special teams tackle on punt...**at ATLANTA (9/16/18):** Saw action on special teams...**vs CINCINNATI (9/23/18):** Saw action on special teams...Did not record any statistics...**vs NEW YORK GIANTS (10/7/18):** Inactive.

GP/GS/DNP/IA: (3/0/0/1)



ANDRE SMITH

Ht: 6-0 Wt: 240 Exp: R
North Carolina Aqd: D7a '18
Career GP/GS: (1/0) [0/0]

SMITH CAREER STATISTICS

Year	Team	GP/GS	Tot	T	A	Sack	Yds	INT	Yds	Lg	TD	PD	FF	FR	Yds
2018	Carolina	1/0	0	0	0	0.0	0.0	0	0	0	0	0	0	0	0
Totals		1/0	0	0	0	0.0	0.0	0	0	0	0	0	0	0	0

2018 GAME-BY-GAME

vs DALLAS (9/9/18): Inactive...**at ATLANTA (9/16/18):** Inactive...**vs CINCINNATI (9/23/18):** Inactive...**vs NEW YORK GIANTS (10/7/18):** Saw action on special teams in NFL debut...Recorded one special teams tackle.

GP/GS/DNP/IA: (1/0/0/3)



SHAQ THOMPSON

Ht: 6-0 Wt: 230 Exp: 4
Washington Aqd: D1 '15
Career GP/GS: (46/40) [4/4]

THOMPSON CAREER STATISTICS

Year	Team	GP/GS	Tot	T	A	Sack	Yds	INT	Yds	Lg	TD	PD	FF	FR	Yds	TD
2015	Carolina	14/10	61	42	19	1.0	0.0	0	0	0	0	4	0	0	0	0
2016	Carolina	14/12	70	56	14	0.0	0.0	1	12	12	0	3	0	2	9	1
2017	Carolina	14/14	75	56	19	2.0	15.0	0	0	0	0	1	0	0	0	0
2018	Carolina	4/4	26	15	11	1.0	7.0	0	0	0	0	0	0	0	0	0
Totals		46/40	232	169	63	4.0	22.0	1	12	12	0	8	0	2	9	1

2018 GAME-BY-GAME


vs DALLAS (9/9/18): Started at linebacker and tallied nine tackles and one sack...Brought down quarterback Dak Prescott for a seven-yard loss...**at ATLANTA (9/16/18):** Started at linebacker...Recorded five tackles and two quarterback pressures...**vs CINCINNATI (9/23/18):** Started at linebacker and tallied eight tackles and two quarterback pressures...Key contributor on a defense that allowed just 66 rushing yards and recorded four interceptions...**vs NEW YORK GIANTS (10/7/18):** Started at linebacker and recorded four tackles.

GP/GS/DNP/IA: (4/4/0/0)

SINGLE-GAME CAREER HIGHS

TACKLES 11 2x, last vs. Atlanta (12/24/16)
SACKS 1.0 4x, last vs DALLAS (9/9/18)
INTERCEPTIONS 1 vs. San Diego (12/11/16)
FUMBLE RECOVERIES 1 2x, last vs. San Francisco (9/18/16)

DEFENSIVE BACKS



MIKE ADAMS

Ht: 5-11 Wt: 205 Exp: 15
Delaware Aqd: UFA '17 (Ind)
Career GP/GS: (210/137) [7/7]



JAMES BRADBERRY

Ht: 6-1 Wt: 212 Exp: 3
Samford Aqd: D2 '16
Career GP/GS: (33/33) [1/1]

ADAMS CAREER STATISTICS

Year	Team	GP/GS	Tot	T	A	Sack	Yds	INT	Yds	Lg	TD	PD	FF	FR	Yds
2004	San Francisco	8/0	4	2	2	0.0	0.0	1	0	0	0	1	0	1	0
2005	San Francisco	14/10	68	55	13	1.0	5.0	4	36	40t	1	10	1	1	0
2006	San Francisco	16/8	67	53	14	0.0	0.0	0	0	0	3	0	0	0	0
2007	Cleveland	15/0	11	9	2	1.0	7.0	0	0	0	2	0	1	0	0
2008	Cleveland	14/5	42	20	22	0.0	0.0	2	18	18	0	2	0	1	0
2009	Cleveland	16/9	61	52	9	1.0	6.0	0	0	0	8	0	1	1	0
2010	Cleveland	15/2	34	31	3	1.0	10.0	2	51	26	0	6	0	0	0
2011	Cleveland	16/16	61	41	20	0.0	0.0	3	33	29	0	6	1	1	0
2012	Denver	16/16	80	60	20	1.0	2.0	0	0	0	11	2	2	2	0
2013	Denver	16/7	60	45	15	0.0	0.0	1	3	3	0	6	0	1	0
2014	Indianapolis	16/16	93	71	22	0.0	0.0	5	24	10	0	11	2	2	0
2015	Indianapolis	13/13	76	54	22	1.0	8.0	5	63	38	1	6	3	1	0
2016	Indianapolis	15/15	80	65	15	0.0	0.0	2	56	56	0	2	2	2	0
2017	Carolina	16/16	75	68	7	0.0	0.0	2	42	40	0	10	1	2	0
2018	Carolina	4/4	24	23	1	0.0	0.0	2	18	18	0	0	0	0	0
Totals		210/137	836	649	187	6.0	38.0	29	344	56	2	84	12	16	1

2018 GAME-BY-GAME

vs DALLAS (9/9/18): Started at safety and recorded five tackles...**at ATLANTA (9/16/18):** Started at safety...Tallied five tackles...**vs CINCINNATI (9/23/18):** Started at safety...Tallied seven tackles...Key contributor on a defense that allowed just 66 rushing yards and recorded four interceptions...**vs NEW YORK GIANTS (10/7/18):** Started at safety...Recorded two interceptions, the fifth multi-interception game of his career...Added seven tackles, tying his season high.

GP/GS/DNP/IA: (4/4/0/0)

NFL RANKINGS

- His 45 takeaways are the most among all active players.
- Has 16 interceptions since 2014, tied for the third-most interceptions over that span.

HONORS

- 2x Pro Bowl (2014, 2015)
- AFC Defensive Player of the Week (2015, Week 5)

SINGLE-GAME CAREER HIGHS

TACKLES	12	2x, last at Dallas (12/21/14)
SACKS	1.0	6x, last at Jacksonville (12/13/15)
FORCED FUMBLES	1	12x, last at New Orleans (12/3/17)
FUMBLE RECOVERIES	1	16x, last vs. Green Bay (12/17/17)
INTERCEPTIONS	2	5x, last vs. New York Giants (10/7/18)
PASSES DEFENSED	3	4x, last vs. Tennessee (9/28/14)

BRADBERRY CAREER STATISTICS

Year	Team	GP/GS	Tot	T	A	Sack	Yds	INT	Yds	Lg	TD	PD	FF	FR	Yds
2016	Carolina	13/13	60	55	5	0.0	0.0	2	21	16	0	11	0	0	0
2017	Carolina	16/16	74	66	8	1.0	7.0	2	3	0	0	12	2	0	0
2018	Carolina	4/4	19	16	3	0.0	0.0	0	0	0	0	6	0	0	0
Totals		33/33	146	131	15	1.0	7.0	4	24	16	0	31	2	0	0

2018 GAME-BY-GAME

vs DALLAS (9/9/18): Started at cornerback...Recorded one tackle and one pass defended...**at ATLANTA (9/16/18):** Started at cornerback and recorded seven tackles and one pass defended...**vs CINCINNATI (9/23/18):** Recorded four tackles and a career-high four passes defended...Key contributor on a defense that allowed just 66 rushing yards and recorded four interceptions...**vs NEW YORK GIANTS (10/7/18):** Started at cornerback...Recorded eight tackles and two passes defended.

GP/GS/DNP/IA: (4/4/0/0)

NFL RANKINGS

- Led all NFL cornerbacks with 85 tackles (press box statistics) in 2017 season.

SINGLE-GAME CAREER HIGHS

TACKLES	8	3x, last vs. Atlanta (11/5/17)
INTERCEPTIONS	1	4x, last vs. Green Bay (12/17/17)
PASSES DEFENSED	4	vs. Cincinnati (9/23/18)
FORCED FUMBLES	1	2x, last vs. Green Bay (12/17/17)



CORN ELDER

Ht: 5-10 Wt: 185 Exp: 2
Miami Aqd: D5 '17
Career GP/GS: (3/0) [0/0]

ELDER CAREER STATISTICS

Year	Team	GP/GS	Tot	T	A	Sack	Yds	INT	Yds	Lg	TD	PD	FF	FR	Yds
2017	Carolina	0/0	0	0	0	0.0	0	0	0	0	0	0	0	0	0
2018	Carolina	3/0	3	1	2	0.0	0	0	0	0	0	0	0	0	0
Totals		3/0	3	1	2	0.0	0	0	0	0	0	0	0	0	0

2018 GAME-BY-GAME

vs DALLAS (9/9/18): Saw action on special teams...Did not record any statistics...**at ATLANTA (9/16/18):** Stepped in for an injured Donte Jackson in the second half...Tallied three tackles...**vs CINCINNATI (9/23/18):** Saw action on special teams...Did not record any statistics...**vs NEW YORK GIANTS (10/7/18):** Inactive.

GP/GS/DNP/IA: (3/0/0/1)

SINGLE-GAME CAREER HIGHS

TACKLES 3 at Atlanta (9/16/18)



RASHAAN GAULDEN

Ht: 6-1 Wt: 200 Exp: R
Tennessee Aqd: D3 '18
Career GP/GS: (4/0) [0/0]

GAULDEN CAREER STATISTICS

Year	Team	GP/GS	Tot	T	A	Sack	Yds	INT	Yds	Lg	TD	PD	FF	FR	Yds
2018	Carolina	4/0	4	3	1	0.0	0	0	0	0	0	0	0	0	0
Totals		4/0	4	3	1	0.0	0	0	0	0	0	0	0	0	0

2018 GAME-BY-GAME

vs DALLAS (9/9/18): Saw action as a reserve safety...Saw action on special teams...Did not record any statistics...**at ATLANTA (9/16/18):** Served as a reserve safety...Saw action in place of an injured Da'Norris Searcy...Tallied one tackle on defense and one tackle on special teams...**vs CINCINNATI (9/23/18):** Saw action on special teams and as a reserve safety on defense...**vs NEW YORK GIANTS (10/7/18):** Saw action as a reserve safety...Tallied a season-high three tackles.

GP/GS/DNP/IA: (4/0/0/0)

SINGLE-GAME CAREER HIGHS

TACKLES 3 vs. New York Giants (10/7/18)



JOSH HAWKINS

Ht: 5-10 Wt: 190 Exp: 3
Coastal Carolina Aqd: FA '18
Career GP/GS: (28/3) [3/0]

HAWKINS CAREER STATISTICS

Year	Team	GP/GS	Tot	T	A	Sack	Yds	INT	Yds	Lg	TD	PD	FF	FR	Yds
2016	Green Bay	11/0	5	5	0	0.0	0	0	0	0	0	1	0	0	0
2017	Carolina	15/3	38	28	10	0.0	0	0	0	0	6	1	0	0	0
2018	Carolina	2/0	0	0	0	0.0	0	0	0	0	0	0	0	0	0
Totals		28/3	43	33	10	0.0	0	0	0	0	7	1	0	0	0

2018 GAME-BY-GAME

vs CINCINNATI (9/23/18): Saw action on special teams...Did not record any statistics...**vs NEW YORK GIANTS (10/7/18):** Saw action on special teams.

GP/GS/DNP/IA: (2/0/0/0)



DONTE JACKSON

Ht: 5-10 Wt: 180 Exp: R
LSU Aqd: D2 '18
Career GP/GS: (4/4) [0/0]

JACKSON CAREER STATISTICS

Year	Team	GP/GS	Tot	T	A	Sack	Yds	INT	Yds	Lg	TD	PD	FF	FR	Yds
2018	Carolina	4/4	26	25	1	0.0	0	3	0	0	0	1	1	0	0
Totals		4/4	26	25	1	0.0	0	3	0	0	0	1	1	0	0

2018 GAME-BY-GAME

vs DALLAS (9/9/18): Started in NFL debut...Recorded five tackles and one pass defended...**at ATLANTA (9/16/18):** Started at cornerback and tallied six tackles...Recorded an interception and forced fumble, both career-firsts...Tied for fastest interception in a career with James Bradberry and Chris Gamble (Week 2, rookie year)...**vs CINCINNATI (9/23/18):** Started at cornerback and recorded two interceptions and eight tackles...Became one of eight players in NFL history to record three interceptions in his first three career games...Key contributor on a defense that allowed just 66 rushing yards and recorded four interceptions...**vs NEW YORK GIANTS (10/7/18):** Started at cornerback...Tallied seven tackles.

GP/GS/DNP/IA: (4/4/0/0)

SINGLE-GAME CAREER HIGHS

TACKLES 8 vs. Cincinnati (9/23/18)
FORCED FUMBLES 1 at Atlanta (9/16/18)
INTERCEPTIONS 2 vs. Cincinnati (9/23/18)



COLIN JONES

Ht: 6-0 Wt: 205 Exp: 8
TCU Aqd: TR '12 (SF)
Career GP/GS: (109/14) [9/1]

JONES CAREER STATISTICS

Year	Team	GP/GS	Tot	T	A	Sack	Yds	INT	Yds	Lg	TD	PD	FF	FR	Yds
2011	San Francisco	13/0	0	0	0	0.0	0.0	0	0	0	0	0	0	0	0
2012	Carolina	15/0	3	2	1	0.0	0.0	0	0	0	0	0	0	0	0
2013	Carolina	16/0	1	1	0	0.0	0.0	0	0	0	0	0	0	0	0
2014	Carolina	16/2	20	19	1	1.0	6.0	0	0	0	4	1	0	0	0
2015	Carolina	15/3	17	14	3	0.0	0.0	1	0	0	0	0	0	0	0
2016	Carolina	14/1	2	1	1	0.0	0.0	0	0	0	0	0	0	0	0
2017	Carolina	16/7	21	14	7	0.0	0.0	1	10	0	2	0	0	0	0
2018	Carolina	4/1	11	9	2	0.0	0.0	0	0	1	0	0	1	0	0
Totals		109/14	75	60	9	1.0	6.0	2	10	0	1	6	1	1	0


2018 GAME-BY-GAME

vs DALLAS (9/9/18): Saw action as a reserve safety...Tallied two tackles...
at ATLANTA (9/16/18): Saw action as a reserve safety...Tallied one tackle...
vs CINCINNATI (9/23/18): Started at safety and tallied a career-high eight tackles...Contributed to a defense that allowed just 66 rushing yards and recorded four interceptions...
vs NEW YORK GIANTS (10/7/18): Scored first-career touchdown on a fumble recovery in the end zone on a muffed punt by the Giants.

GP/GS/DNP/IA: (4/1/0/0)

SINGLE-GAME CAREER HIGHS

TACKLES	8	vs. Cincinnati (9/23/18)
INTERCEPTIONS	1	2x, last vs. Green Bay (12/17/17)
FORCED FUMBLES	1	at Tampa Bay (12/14/14)
PASSES DEFENSED	2	at Tampa Bay (12/14/14)



CAPTAIN MUNNERLYN

Ht: 5-9 Wt: 195 Exp: 10
South Carolina Aqd: UFA '17 (MIN)
Career GP/GS: (142/81) [3/1]

MUNNERLYN CAREER STATISTICS

Year	Team	GP/GS	Tot	T	A	Sack	Yds	INT	Yds	Lg	TD	PD	FF	FR	Yds
2009	Carolina	15/4	43	35	8	0.0	0.0	0	0	0	0	2	1	1	0
2010	Carolina	16/5	47	41	6	0.0	0.0	3	37	37t	1	10	1	0	0
2011	Carolina	14/14	55	36	19	2.0	7.0	0	0	0	0	7	1	1	0
2012	Carolina	16/11	66	51	15	0.0	0.0	2	107	74t	2	6	0	0	0
2013	Carolina	16/16	86	60	26	3.5	22.5	2	86	45t	2	13	1	1	0
2014	Minnesota	16/16	69	54	15	0.0	0.0	2	1	1	0	7	0	1	0
2015	Minnesota	16/5	56	48	8	1.0	9.0	2	30	32	0	7	1	2	55
2016	Minnesota	15/9	51	38	13	0.0	0.0	0	0	0	0	3	1	0	0
2017	Carolina	14/0	30	24	6	2.0	18.0	0	0	0	5	0	0	0	0
2018	Carolina	4/1	7	5	2	0.0	0.0	0	0	0	2	0	1	0	0
Totals		142/81	510	392	118	8.5	56.5	11	261	74t	5	62	6	7	55

2018 GAME-BY-GAME

vs DALLAS (9/9/18): Served as the primary nickelback...Tallied two tackles and a fumble recovery...
at ATLANTA (9/16/18): Served as the primary nickelback...Tallied one tackle...
vs CINCINNATI (9/23/18): Started in the nickel...Tallied one tackle, two quarterback pressures and one pass defense...
vs NEW YORK GIANTS (10/7/18): Served as the primary nickelback...Recorded three tackles, one quarterback pressure and one pass defended.


GP/GS/DNP/IA: (4/1/0/0)

FRANCHISE RANKINGS

- Ranks first all-time in franchise history with five career interception returns for touchdowns.
- Tied for first in franchise history with two interception returns for touchdowns in same season (2012, 2013).
- Ranks second in franchise history among defensive backs with 7.5 sacks as a Panther.

SINGLE-GAME CAREER HIGHS

TACKLES	9	4x, last Carolina (9/25/16)
INTERCEPTIONS	1	11x, last vs. New York Giants (12/27/15)
PASSES DEFENSED	3	at Seattle (12/5/10)
FORCED FUMBLES	1	6x, last vs. Arizona (11/6/16)
FUMBLE RECOVERIES	1	7x, last vs DALLAS (9/9/18)
SACKS	2.0	vs. New York Jets (12/15/13)
LONG INT RETURN	74t	vs. Tampa Bay (11/18/12)
KICKOFF RETURNS	1	4x, last vs. Seattle (10/7/12)
KICKOFF RETURN YARDS	64	vs. Baltimore (11/21/10)
LONG KICKOFF RETURN	64	vs. Baltimore (11/21/10)
PUNT RETURNS	5	vs. Buffalo (10/25/09)
PUNT RETURN YARDS	52	vs. Arizona (12/19/10)
LONG PUNT RETURN	37	2x, last at Tampa Bay (11/14/10)



ERIC REID

Ht: 6-1 Wt: 215 Exp: 5
 LSU Aqd: FA '18
 Career GP/GS: (71/70) [3/3]

REID CAREER STATISTICS

Year	Team	GP/GS	Tot	T	A	Sack	Yds	INT	Yds	Lg	TD	PD	FF	FR	Yds
2013	San Francisco	16/16	92	69	23	0.0	0.0	4	54	53	0	11	0	1	0
2014	San Francisco	15/15	55	39	16	0.0	0.0	3	138	73	0	7	0	0	0
2015	San Francisco	16/16	81	59	22	1.0	3.0	0	0	0	0	7	1	0	0
2016	San Francisco	10/10	81	55	26	0.0	0.0	1	13	13	0	5	1	0	0
2017	San Francisco	13/12	66	52	14	0.0	0.0	2	0	0	0	4	0	1	0
2018	Carolina	1/1	3	3	0	0.0	0.0	0	0	0	0	0	0	0	0
Totals		71/70	305	248	57	1.0	3.0	10	205	73	0	34	2	2	0

2018 GAME-BY-GAME

vs **NEW YORK GIANTS (10/7/18)**: Started at safety in his debut with Carolina...Recorded three tackles.

GP/GS/DNP/IA: (1/1/0/0)

HONORS

- Pro Bowl (2013)
- PFWA All-Rookie Team (2013)

SINGLE-GAME CAREER HIGHS

TACKLES	13	2x, last at Seattle (9/25/16)
SACKS	1.0	vs. Cincinnati (12/20/15)
INTERCEPTIONS	1	8x, last at Arizona (11/13/16)
LONG INT RETURN	73	at Seattle (12/14/14)
FORCED FUMBLES	1	2x, last vs Arizona (10/6/16)
FUMBLE RECOVERIES	1	vs. Arizona (10/13/13)
PASSES DEFENSED	2	3x, last at Arizona (11/13/16)