



HEINZ FIELD (68,400) / NOVEMBER 8, 2018 • 8:20 PM / PANTHERS.COM

**CAROLINA PANTHERS (6-2) AT PITTSBURGH STEELERS (5-2-1)**

## PANTHERS FACE STEELERS ON THURSDAY NIGHT FOOTBALL

### CAROLINA at PITTSBURGH

- Carolina improved to 6-2 after a win over Tampa Bay at home on Sunday. It marked the fifth time in franchise history that Carolina has started 6-2 or better over the first half of a season. The Panthers have won 10 games in a row at home, tying for the second-longest home winning streak in franchise history, including playoff games.
- The Panthers will be looking for their first-ever road win at Pittsburgh and first win over the Steelers since the 1996 season finale. Carolina is 1-5 all-time against Pittsburgh and 0-3 on the road.
- The Panthers scored a franchise-record 35 points in the first half against Tampa Bay en route to a 42-28 win last Sunday. Cam Newton tied the franchise record with seventh-straight games with at least two passing touchdowns. He has gone 105 pass attempts since his last interception. Newton leads the NFL with a passer rating of 124.7 in the red zone.
- Over the last nine quarters, since the fourth quarter comeback at Philadelphia, the Panthers lead the NFL with 99 points, including 4.1 points per drive.
- DJ Moore set a franchise record for rushing yards by a wide receiver after his 32-yard run against the Buccaneers. Moore has 117 rushing yards with an average of 16.71 per rush. Moore has 8.86 yards after per contact per rush, the most in the NFL (min. 5 rushes).
- Donte Jackson recorded his fourth interception of the season against the Buccaneers, tying for the most in the NFL. According to Pro Football Focus, his 68.1 passer rating against ranks second among all rookie cornerbacks.

### BROADCAST INFORMATION



#### TELEVISION

FOX/NFL Network  
(WJZY in Charlotte)

**Play-by-Play:** Joe Buck

**Analyst:** Troy Aikman

**Sideline:** Erin Andrews



#### STREAMING

Amazon Prime Video

**Play-by-Play:** Hannah Storm

**Analyst:** Andrea Kremer

British English

**Play-by-Play:** Derek Rae

**Analyst:** Tommy Smyth

Spanish

**Play-by-Play:** Jorge Perez-Navarro

**Analyst:** Oscar Benitez



#### RADIO FLAGSHIP

WBT-AM

(1110 AM/99.3 FM in Charlotte)

**Play-by-Play:** Mick Mixon

**Analyst:** Jim Szoke

**Analyst:** Eugene Robinson

**Sideline:** Kevin Donnalley



#### NATIONAL RADIO

Westwood One

**Play-by-Play:** Ian Eagle

**Analyst:** Tony Boselli



#### SPANISH RADIO

WGSP-FM

(102.3 FM in Charlotte)

**Play-by-Play:** Jaime Moreno

**Analyst:** Luis Moreno, Jr.

### STATISTICAL SNAPSHOT

Below are the 2018 regular season averages and NFL rankings for Carolina and Pittsburgh in some key statistical categories:

	Carolina		Pittsburgh	
	Avg.	Rank	Avg.	Rank
<b>OFFENSE</b>				
Total Yards Per Game	371.6	13th	415.3	4th
Rushing Yards Per Game	143.9	2nd	101.6	22nd
Rushing Yards Per Attempt	5.2	1st	4.3	16th
Passing Net Yards Per Game	227.8	22nd	313.6	4th
Sacks Per Pass Play	4.3%	7th	3.1%	2nd
Sacks Allowed	12	4th(t)	11	3rd(t)
Third Down Efficiency	40.7	14th	46.2	5th
Points Per Game	27.5	11th(t)	28.4	9th
<b>DEFENSE</b>				
Total Yards Per Game	344.8	11th	347.9	12th
Rushing Yards Per Game	94.1	8th	90.3	6th
Rushing Yards Per Attempt	4.3	16th	4.1	9th
Passing Net Yards Per Game	250.6	19th	257.6	21st
Sacks Per Pass Play	6.6%	18th	7.5%	9th
Sacks	21	18th(t)	26	4th(t)
Third Down Efficiency	36.3	8th	37.0	10th
Points Per Game	22.5	12th(t)	23.5	15th

#### 2018 Individual Leaders

Passing	Yds	Cmp%	TD	INT	Rtg
Cam Newton, Car.	1893	67.3	15	4	100.8
Ben Roethlisberger, Pit.	2560	64.5	16	7	93.9

Rushing	Att	Yds	Avg	Lng	TD
Christian McCaffrey, Car.	109	502	4.6	45	3
James Conner, Pit.	151	706	4.7	30	9

Receiving	Rec	Yds	Avg	Lng	TD
Devin Funchess, Car.	36	445	12.4	27	3
Juju Smith-Schuster, Pit.	53	672	12.7	67	2




## WEEK 10: CAROLINA PANTHERS AT PITTSBURGH STEELERS



### PANTHERS BESTS VS. PITTSBURGH

<b>Rushing yards:</b>	90, Fred Lane at Pit. (12/26/99)
<b>Receiving yards:</b>	160, Patrick Jeffers at Pit. (12/26/99)
<b>Receptions:</b>	8, Kelvin Benjamin at Car. (9/21/14)
<b>Passing yards:</b>	263, Steve Beuerlein at Pit. (12/26/99)



Quarterback Steve Beuerlein threw for 263 yards at Pittsburgh (12/26/99).

### THE SERIES

Carolina and Pittsburgh have met six times in the regular season with the Steelers holding a 5-1 edge, including a 3-0 advantage at Pittsburgh. The Panthers won the first game in the series in 1996, but Pittsburgh has won each of the last five games. Pittsburgh is one of three teams (Denver, Cincinnati) that Carolina has yet to beat on the road in team history. This marks the third consecutive meeting of the series in primetime after playing on Sunday night in 2014 and on Thursday night in 2010.

#### BY THE NUMBERS

**Record vs. Steelers:** 1-5  
**Last game:** Pittsburgh 37, Carolina 19 (9/21/14)  
**Panthers largest winning margin:** 4 at Carolina (12/22/96)  
**Steelers largest winning margin:** 34 at Carolina (12/17/06)  
**Current series streak:** 5 games, Pittsburgh (1999- )  
**Panthers longest win streak:** 1 game (1996)  
**Steelers longest win streak:** 5 games (1999- )  
**Most Points, Panthers:** 20 at Pittsburgh (12/26/99)  
**Most Points, Steelers:** 37, twice last at Carolina (9/21/14)  
**Most Points, both teams:** 56 at Carolina (9/21/14)  
**Fewest Points, Panthers:** 3, two times, last at Pittsburgh (12/23/10)  
**Fewest Points, Steelers:** 14 at Carolina (12/22/96)  
**Fewest Points, both teams:** 30 at Pittsburgh (12/23/10)

### THE SERIES

#### PITTSBURGH STEELERS (1-5)

Home: 1-2...Away: 0-3...Playoffs: 0-0

12/22/96	.....PITTSBURGH	.....W	.....18-14
12/26/99	.....at Pittsburgh	.....L	.....20-30
12/15/02	.....at Pittsburgh	.....L	.....14-30
12/17/06	.....PITTSBURGH	.....L	.....3-37
12/23/10	.....at Pittsburgh (Thursday Night)	.....L	.....3-27
09/21/14	.....PITTSBURGH (Sunday Night)	.....L	.....19-37

### NOTABLE CONNECTIONS

#### Front Office Connections

- Panthers owner, David Pepper, was a minority owner of the Pittsburgh Steelers from 2009-18 prior to purchasing the Panthers.
- Steelers player engagement coordinator Terry Cousin played and graduated from the University of South Carolina, and played for the Panthers from 2002-03.
- Player personnel coordinator and grandson to Steelers' founder Art Rooney Jr., Dan Rooney Jr. coached at Northern Durham HS in North Carolina from 1993-94. He also coached at Leesville Road HS in Raleigh from 1995-97.
- Steelers college scouting coordinator Phil Kreidler graduated and played college football at Furman.

#### Coaches Connections

- Steelers head coach Mike Tomlin coached with Panthers coach Jeff Imamura for the Vikings in 2006.
- Steelers offensive coordinator Randy Fichtner coached with Panthers running game coordinator John Matsko at the University of Southern California in 1988.
- Steelers wide receivers coach Darryl Drake coached with Panthers coaches Ron Rivera, Eric Washington and Pete Hoener for the Chicago Bears.
- Steelers offensive line coach Mike Munchak coached with Panthers running backs coach Jim Skipper for the Tennessee Titans from 2011-12.
- Steelers assistant offensive line coach Shaun Sarrett was on the Duke staff from 2008-11 as an offensive quality control coach.
- Steelers running back coach James Saxon is from Beaufort, S.C., and attended Battery Creek HS. Saxon also coached with Panthers running game coordinator John Matsko for the Chiefs from 2006-07, and Jeff Imamura for the Minnesota Vikings from 2011-13.
- Steelers defensive line coach Karl Dunbar coached with Rivera for the Bears in 2004. Dunbar also coached with Panthers Jeff Imamura in Minnesota from 2006-11.
- Steelers inside linebacker coach Jerry Olsavsky was on staff at North Carolina as a strength and conditioning assistant in 2002.
- Steelers special teams coordinator Danny Smith was a Clemson graduate assistant in 1979, and an assistant coach at The Citadel from 1984-86.
- Steelers offensive coaching assistant Matt

Synmes held the same role while at Duke University in 2013, and the University of South Carolina from 2016-17.

- Panthers wide receivers coach Jericho Cotchery played for the Steelers from 2011-13.

#### Player Connections

- Steelers offensive lineman Zach Banner spent part of the 2018 offseason with the Panthers.

#### Area Connections

- Steelers running back Baylen Samuels is from Charlotte, N.C., and played at N.C. State.
- Steelers quarterback Mason Rudolph is from Rock Hill, S.C.
- Steelers defensive tackle Javon Hargrave is from Salisbury, N.C., and played collegiately at South Carolina State.
- Steelers defensive tackle Dan McCullers is from Raleigh, N.C.
- Panthers running back Cameron Artis-Payne attended Harrisburg (Pa.) High School.

#### College Connections

- Steelers cornerback Coty Sensabaugh attended Clemson University.
- Steelers wide receiver Ryan Switzer played at North Carolina.
- Steelers linebacker Vince Williams played with Panthers kicker Graham Gano at Florida State in 2008.
- Steelers wide receiver Darrius Heyward-Bey played with Panthers wide receiver Torrey Smith at Maryland from 2007-08.
- Steelers safety Sean Davis played with Panthers wide receiver DJ Moore at Maryland in 2015 and Jermaine Carter Jr. from 2013-15.
- Steelers cornerback Mike Hilton played with Panthers defensive end Marquis Haynes at Ole Miss from 2014-15.
- Steelers players Cameron Sutton, Justin Hunter and Joshua Dobbs played with Panthers punter Michael Palardy and safety Rashaan Gauden at Tennessee.
- Steelers defensive end Chukwuma Okorafor played with Panthers tackle Taylor Moton at Western Michigan.



## THE HEAD COACHES



### Ron RIVERA

**NFL:** 22nd season

**Panthers HC:** 8th season

**Regular Season:** 70-49-1 (.573)

**Postseason:** 3-4 (.429)

Ron Rivera became the fourth coach in Carolina Panthers history on January 11, 2011.

In seven seasons, Rivera has guided the team to a Super Bowl appearance, an NFC Championship and three NFC South titles. The Panthers have advanced to the playoffs in four of the last five seasons, tied for the most in the NFC over that span. Rivera is a two-time (2013 and 2015) Associated Press NFL Coach of the Year award winner. In 2015, Rivera led the Panthers to the second Super Bowl appearance in team history following a franchise-best 15-1 record and their third consecutive NFC South championship. In the process, Carolina became the fourth team in the Super Bowl era to start a season 14-0. Carolina's 18-game regular season winning streak, beginning in 2014, was the longest in NFC history. In 2013, Rivera guided Carolina to its first playoff appearance since 2008 and in 2014, he led the Panthers to the team's first playoff win since 2005.

With 64 career regular season wins, Rivera is 10 wins away from becoming the Panthers all-time winningest coach, surpassing John Fox.

Before joining the Panthers in 2011, Rivera coached the San Diego Chargers (2007-10), Chicago Bears (2004-06, 1997-98) and Philadelphia Eagles (1999-03). In 2006, the Bears defense led the NFL with 44 takeaways, helping propel Chicago to an appearance in Super Bowl XLI.

Rivera is just the third Latino head coach in NFL history, joining Tom Flores with the Oakland Raiders (1979-87) and Seattle Seahawks (1992-94) and Tom Fears with the New Orleans Saints (1967-70).


A second-round draft choice in 1984 by Chicago, Rivera played nine seasons with the Bears. Primarily an outside linebacker, he was a member of the Super Bowl XX championship team in 1985.

An All-American at the University of California, Rivera finished his career as the school's all-time leader in sacks with 22 and tackles with 336.

Born January 7, 1962 in Fort Ord, Calif., he and his wife, Stephanie, have two children – Christopher and Courtney.

### RIVERA COACHING HISTORY

2011-	Carolina Panthers	Head Coach
2008-10	San Diego Chargers	Defensive Coordinator
2007-08	San Diego Chargers	Inside Linebackers
2004-06	Chicago Bears	Defensive Coordinator
1999-2003	Philadelphia Eagles	Linebackers
1997-98	Chicago Bears	Defensive Quality Control



### Mike TOMLIN

**NFL:** 18th season

**Steelers:** 12th season

**Regular Season:** 120-62-1 (.659)

**Postseason:** 8-7 (.533)

Mike Tomlin was named the 16th head coach in Steelers history on January 22, 2007.

Tomlin became the youngest coach (36 years, 323 days) in NFL history to win a Super Bowl when the Steelers defeated the Arizona Cardinals, 27-23, in Super Bowl XLIII on February 1, 2009. Tomlin reached the playoffs four times in his first five seasons and he is the only coach in Steelers' history to win division titles in each of his first two seasons. In 2017, Tomlin guided the Steelers to the AFC North division title for the sixth time in his 11-year reign. Pittsburgh has reached the postseason eight times under Tomlin's leadership, including each of the past four seasons. In 2010, Tomlin's club won its third division title in a four-year span. The 2008 season culminated with a Super Bowl triumph, making Tomlin one of only seven coaches in league history to win a Super Bowl within his first two seasons as an NFL head coach. In his first season, Tomlin guided the Steelers to a 10-6 record and their first AFC North title since 2004.

Tomlin was the Minnesota Vikings defensive coordinator in 2006 after spending the previous five seasons (2001-05) as defensive backs coach for the Tampa Bay Buccaneers. In Super Bowl XXXVII, the secondary recorded four interceptions, returning two for touchdowns to help capture the franchise's first Super Bowl title.

Tomlin served two seasons as the defensive backs coach at the University of Cincinnati (1999-2000) before going to Tampa Bay. Prior to joining the Cincinnati staff, Tomlin had a short stint on the coaching staff at Tennessee-Martin and then spent two seasons at Arkansas State. He spent the 1996 season as a graduate assistant at Memphis. Tomlin began his coaching career in 1995 as wide receivers coach at Virginia Military Institute.

A three-year starter at wide receiver at William & Mary (1990-94), Tomlin finished his career with a school-record 20 touchdown receptions. Tomlin graduated in 1994 with a degree in sociology.

Born in Hampton, Va., on March 15, 1972, Tomlin and his wife, Kiya, have two sons, Dino and Mason, and a daughter Harlyn

### TOMLIN COACHING HISTORY

2007-	Pittsburgh Steelers	Head Coach
2006	Minnesota Vikings	Defensive Coordinator
2001-05	Tampa Bay Buccaneers	Defensive Backs
1999-2000	Cincinnati	Defensive Backs
1998	Arkansas State	Defensive Backs
1997	Arkansas State	Wide Receivers
1996	Memphis	Graduate Assistant
1995	Virginia Military Institute	Wide Receivers

## THE LAST TIME...

### GAME SUMMARY

## PITTSBURGH 37, CAROLINA 19

SEPT. 21, 2014 • BANK OF AMERICA STADIUM • CHARLOTTE, NC

Pittsburgh running back Le'Veon Bell rushed for 147 yards and quarterback Ben Roethlisberger passed for 196 yards and two scores leading Pittsburgh to a 37-19 victory over Carolina. The Panthers got on the scoreboard first after a nine play, 55-yard drive ended with a 40-yard field goal from Graham Gano. After three consecutive Shaun Suisham gave the Steelers a 9-3 lead at halftime, the game unraveled. On the opening possession of the second half, Pittsburgh linebacker Jarvis Jones sacked quarterback Cam Newton as he reared back to throw, forcing a fumble that was recovered by linebacker Jason Worilds at the Carolina 17-yard line. Carolina then forced a much-needed three-and-out. Or so they thought. When Pittsburgh lined up to attempt a 29-yard field goal on fourth-and-four, defensive end Wes Horton was flagged for encroachment. That blunder gave the Steelers a first down, and on the next play, quarterback Ben Roethlisberger tossed a 7-yard touchdown to wide receiver Antonio Brown in the corner of the end zone to give Pittsburgh a 16-3 lead. Following a 40-yard field goal by Graham Gano, the Panthers had the Steelers pinned back at their own 8-yard line for second-and-22. But running back Le'Veon Bell, who finished with 147 yards, found a big hole up the middle and burst through the secondary for an 81-yard gain. Roethlisberger later found Brown cutting across the end zone for another 7-yard touchdown. Carolina appeared ready to mount a comeback when tight end Greg Olsen broke free down the sideline for a 37-yard touchdown early in the fourth quarter. That cut the deficit to 10, and the Panthers defense forced another timely three-and-out. But disaster struck when wide receiver Philly tried to field Brad Wing's punt at his own 12-yard line. The ball initially slipped through Brown's hands, and after re-gathering it, Shamarko Thomas jarred it loose. The ball bounced into the end zone, and Robert Golden recovered for a back-breaking touchdown. Steelers running back LeGarrette Blount, who finished with 118 yards, extended the lead to 37-13 by powering his way into the end zone for an 8-yard score with 5:38 to go. Quarterback Derek Anderson finished the rest of the game for Newton, who was sacked three times and hit repeatedly. A terrific throw by Anderson and an even better catch by wide receiver Kelvin Benjamin produced a 35-yard touchdown in the closing moments as Carolina suffered its first loss of the season.

### SCORING

SCORE BY PERIODS	1	2	3	4	OT	TOTAL
Pittsburgh Steelers	3	6	14	14	0	37
Carolina Panthers	3	0	3	13	0	19

### SCORING DRIVES

Team	Qtr	Time	Play Description (Extra Point) (Drive Info)	PIT	CAR
Panthers	1	6:40	G.Gano 40 yd. Field Goal (9-58, 3:55)	0	3
Steelers	1	0:07	S.Suisham 42 yd. Field Goal (6-51, 2:31)	3	3
Steelers	2	5:37	S.Suisham 24 yd. Field Goal (16-87, 8:00)	6	3
Steelers	2	0:00	S.Suisham 45 yd. Field Goal (7-53, 1:35)	9	3
Steelers	3	11:02	A.Brown 7 yd. pass from B.Roethlisberger (S.Suisham kick) (4-17, 1:30)	16	3
Panthers	3	6:21	G.Gano 40 yd. Field Goal (12-58, 4:41)	16	6
Steelers	3	2:22	A.Brown 7 yd. pass from B.Roethlisberger (S.Suisham kick) (6-80, 3:59)	23	6
Panthers	4	13:28	G.Olsen 37 yd. pass from C.Newton (G.Gano kick) (7-80, 3:54)	23	13
Steelers	4	11:00	R.Golden fumble recovery in end zone (S.Suisham kick)	30	13
Steelers	4	5:38	L.Blount 8 yd. run (S.Suisham kick) (8-98, 4:29)	37	13
Panthers	4	3:53	K.Benjamin 35 yd. pass from D.Anderson (pass failed) (6-80, 1:45)	37	19

### TEAM STATISTICS

	STEELERS	PANTHERS
TOTAL FIRST DOWNS	24	20
THIRD DOWN EFFICIENCY	3-11-27%	4-12-33%
FOURTH DOWN EFFICIENCY	1-1-100%	1-1-100%
TOTAL NET YARDS	454	349
NET YARDS RUSHING	264	42
NET YARDS PASSING	190	307
PASS ATTEMPTS-COMPLETIONS-HAD INTERCEPTED	30-22-0	41-29-0
KICKOFFS NUMBER-IN END ZONE-TOUCHBACKS	7-6-5	5-5-5
PUNTS NUMBER AND AVERAGE	3-46.0	4-52.5
FGS - PATS HAD BLOCKED	0-0	0-0
TOTAL RETURN YARDAGE (NOT INCLUDING KICKOFFS)	17	-10
PENALTIES NUMBER AND YARDS	11-91	7-105
FUMBLES NUMBER AND LOST	0-0	3-2
TOUCHDOWNS	4	2
EXTRA POINTS MADE-ATTEMPTS	4-4	1-2
FIELD GOALS MADE-ATTEMPTS	3-3	2-2
RED ZONE EFFICIENCY	3-4-75%	0-0-0%
GOAL TO GO EFFICIENCY	3-4-75%	0-0-0%
TIME OF POSSESSION	34:39	25:21

### PANTHERS INDIVIDUAL STATISTICS

RUSHING	ATT	YDS	AVG	LG	TD
J. Stewart	5	31	6.2	15	0
C. Newton	2	7	3.5	5	0
M. Tolbert	3	4	1.3	2	0
<b>Total</b>	<b>10</b>	<b>42</b>	<b>4.2</b>	<b>15</b>	<b>0</b>

PASSING	ATT	CMP	YDS	SK/YD	TD	LG	IN	Rtg.
C. Newton	35	24	250	3/23	1	37	0	98.5
D. Anderson	6	5	80	0/0	1	35	0	158.3
<b>Total</b>	<b>41</b>	<b>29</b>	<b>330</b>	<b>3/23</b>	<b>2</b>	<b>37</b>	<b>0</b>	<b>110.8</b>

PASS RECEIVING	REC	YDS	AVG	LG	TD
K. Benjamin	8	115	14.4	35	1
C. Brown	7	66	9.4	16	0
G. Olsen	5	69	13.8	37	1
M. Tolbert	3	20	6.7	13	0
J. Stewart	3	19	6.3	14	0
J. Avant	2	12	6.0	8	0
B. Bersin	1	29	29.0	29	0
<b>Total</b>	<b>29</b>	<b>330</b>	<b>11.4</b>	<b>37</b>	<b>2</b>

Sacks: 1 - M. Addison (1.0)  
Interceptions: 0

### STEELERS INDIVIDUAL STATISTICS

RUSHING	ATT	YDS	AVG	LG	TD
L. Bell	21	147	7.0	81	0
L. Blount	10	118	11.8	50	1
B. Roethlisberger	1	1	1.0	1	0
B. Gradkowski	2	-2	-1.0	-1	0
<b>Total</b>	<b>34</b>	<b>264</b>	<b>7.8</b>	<b>81</b>	<b>1</b>

PASSING	ATT	CMP	YDS	SK/YD	TD	LG	IN	Rtg.
B. Roethlisberger	30	22	196	1/6	2	30	0	112.6
<b>Total</b>	<b>30</b>	<b>22</b>	<b>196</b>	<b>1/6</b>	<b>2</b>	<b>30</b>	<b>0</b>	<b>112.6</b>

PASS RECEIVING	REC	YDS	AVG	LG	TD
A. Brown	10	90	9.0	30	2
H. Miller	4	51	12.8	30	0
M. Wheaton	4	35	8.8	15	0
L. Bell	2	10	5.0	12	0
J. Brown	2	10	5.0	6	0
<b>Total</b>	<b>22</b>	<b>196</b>	<b>8.9</b>	<b>30</b>	<b>2</b>

Sacks: 3 - S. McLendon (1.0), A. Moats (1.0), J. Jones (1.0)  
Interceptions: 0



## THIS WEEK IN THE NFC SOUTH

Carolina travels to Pittsburgh on Thursday night, while New Orleans heads to Cincinnati, Atlanta goes to Cleveland and Tampa Bay hosts Washington.

### THIS WEEK'S NFC SOUTH SCHEDULE

Thursday	Carolina at Pittsburgh	8:20 p.m.
Sunday	New Orleans at Cincinnati	1:00 p.m.
Sunday	Atlanta at Cleveland	1:00 p.m.
Sunday	Washington at Tampa Bay	1:00 p.m.

### 2018 NFC SOUTH STANDINGS

	W	L	T	PCT.	PF	PA
New Orleans	7	1	0	.875	279	218
<b>Carolina</b>	<b>6</b>	<b>2</b>	<b>0</b>	<b>.750</b>	<b>220</b>	<b>180</b>
Atlanta	4	4	0	.500	228	226
Tampa Bay	3	5	0	.375	229	275

## MEDIA INFORMATION

**Panthers.com** — For the most up-to-date information on the Carolina Panthers, please visit the team's official web site at [www.panthers.com](http://www.panthers.com). Media information, including releases, flip cards, transcripts and media guide is available at [www.panthers.com/news/media](http://www.panthers.com/news/media).

Credentialed media in the press box are encouraged to join the Panthers GameDay slack channel for immediate stats, notes and quotes. To join, email a request to [will.bryan@panthers.nfl.com](mailto:will.bryan@panthers.nfl.com).

## 2018 PANTHERS SCHEDULE

### PRESEASON (3-1)

Thursday	Aug. 9	@ Buffalo	W, 28-23
Friday	Aug. 17	MIAMI	W, 27-20
Friday	Aug. 24	NEW ENGLAND	W, 25-14
Thursday	Aug. 30	@ Pittsburgh	L, 24-39

### REGULAR SEASON (6-2)

Sunday	Sept. 9	DALLAS	W, 16-8
Sunday	Sept. 16	@ Atlanta	L, 24-31
Sunday	Sept. 23	CINCINNATI	W, 31-21
Sunday	Sept. 30	BYE	
Sunday	Oct. 7	NEW YORK GIANTS	W, 33-31
Sunday	Oct. 14	@ Washington	L, 17-23
Sunday	Oct. 21	@ Philadelphia	W, 21-17
Sunday	Oct. 28	BALTIMORE	W, 36-21
Sunday	Nov. 4	TAMPA BAY	W, 42-28
Thursday	Nov. 8	@ Pittsburgh	8:20 p.m.
Sunday	Nov. 18	@ Detroit	1 p.m.
Sunday	Nov. 25	SEATTLE	1 p.m.
Sunday	Dec. 2	@ Tampa Bay	1 p.m.
Sunday	Dec. 9	@ Cleveland	1 p.m.
Monday	Dec. 17	NEW ORLEANS	8:15 p.m.
Sunday	Dec. 23	ATLANTA	1 p.m.
Sunday	Dec. 30	@ New Orleans	1 p.m.



## #CAREOLINAS SHIRTS UNVEILED

In the days after Hurricane Florence reached the Carolina coasts, head coach Ron Rivera addressed the media with a new #CAREolinas t-shirt featuring the hashtag and the states of North Carolina and South Carolina with the title "we share more than a state line" along the border.

The shirts were sold online through a link on Panthers.com and in stadium in Week 3, and the proceeds are going directly to the official recovery efforts of both states. Since the web campaign launched, over 10,000 shirts were purchased online.



## PANTHERS PACK FOOD BOXES

Carolina Panthers players, staff and families went to the Second Harvest Food Bank of Metrolina during the team's bye week to pack food donation boxes for shipment to areas of the Carolinas affected by the hurricane.

The Panthers packed over 5,000 boxes over three days at the food bank. Panthers owner David Tepper was a hands-on part of the effort as he packed boxes last Monday alongside the players. Continuing over the next few weeks, an additional 23,500 boxes funded by Tepper and his foundation will be shipped to affected areas of the Carolinas.

Prior to Carolina's game against Cincinnati, the David Tepper Charitable Foundation, Inc. and Carolina Panthers Charities announced an initial aid package with \$1 million going to the American Red Cross, \$450,000 going to regional food banks and \$250,000 to high school athletic programs affected by storm damage. Bank of America has pledged an additional \$100,000 to the high school relief fund, increasing the total to \$350,000 for regional high schools.



## PEPPERS LAUNCHES CAMPAIGN

On Friday, Aug. 21st, Julius Peppers announced a donation and the launch of the Julius Peppers Hurricane Relief Fund through the *Foundation For The Carolinas*. Peppers gave \$100,000 to the fund to aid in relief efforts, and he encouraged teammates, fans and the wider community to donate as well. Quarterback Cam Newton then publicly tweeted that he would match Peppers' \$100,000 gift to the campaign.

On Tuesday, Oct. 9, Peppers went to Robeson County, N.C., where he worked with the United Way to assist hurricane victims. On Tuesday, Oct. 23, he traveled to Marlboro County, S.C., to assist with recovery efforts there.

Peppers is originally from Bailey, N.C., and went to college at North Carolina. Information on the campaign is on the front page of Panthers.com and at <https://www.fftcc.org/PeppersFund>.



## ONE CAROLINA STICKERS

The Panthers wore "One Carolina" helmet stickers to show solidarity with hurricane recovery efforts in North and South Carolina.

Along with the Panthers, 44 colleges and universities from Division I to Division II, Division III, NAIA and even junior colleges wore the same stickers in games in and out of the states to increase awareness and promote the same solidarity.





### RECORD-BREAKING FIRST HALF

The Panthers scored a franchise-record 35 points in the first half, including touchdowns on five consecutive possessions. Carolina's 35 points tied for the second-most points scored in a first half in the NFL this season.

The first four touchdowns were all on the ground, before Newton found Greg Olsen on a third-down pass.

Carolina finished a perfect 5-of-5 in the red zone, lifting the season's red zone touchdown scoring percentage to 74.2, which ranks fifth in the NFL.



### NEWTON EFFICIENT ONCE AGAIN

Cam Newton put together an efficient passing line of 19-of-25 for 247 and two touchdowns with no interceptions for a passer rating of 133.2. It marked his fifth game with a passer rating over 100 as he improved his season rating to 100.8.

Newton has now gone three straight games without an interception and has seven straight games with at least two passing touchdowns, tying Steve Beuerlein's franchise record set in 1999.

Newton tallied 280 combined yards which give him 31,629 in his career. He passed Dan Marino for the third-most combined yards in a quarterback's first eight seasons.



### WIDE RECEIVERS RUNNING WILD

Rookie wide receiver DJ Moore ran for 32 yards on one rush, passing Ted Ginn (98) for the most rushing yards by a Panthers wide receiver in a single season.

Wide receiver Curtis Samuel ran for a 33-yard touchdown on his lone carry of the game. He added a 19-yard receiving touchdown for his first multi-touchdown game of his career.

On the season, Carolina has amassed 193 rushing yards by wide receivers, the most in the NFL and a franchise record.



### ADDISON PASSES GREENE WITH THREE SACKS

Defensive end Mario Addison recorded a career-best three sacks and a forced fumble in the win.

This season, Addison has a team-high 7.5 sacks, tying for ninth in the NFL.

He has 44.0 career sacks as a Panther, passing Kevin Greene for fourth-place in franchise history. Since Nov. 6, 2016, Addison has recorded 26.5 sacks, the third-most in the NFL over that span.





## 2018 WEEK-BY-WEEK TEAM STATISTICAL RANKINGS

Category	Week 1	Week 2	Week 3	Week 4	Week 5	Week 6	Week 7	Week 8	Week 9	Week 10	Week 11	Week 12	Week 13	Week 14	Week 15	Week 16	Week 17
Net Yards per game	28th	16th	15th	18th	19th	22nd	18th	19th	13th								
Rushing Yards per game	6th	5th	1st	1st	1st	4th	4th	2nd	2nd								
Net Passing Yards per game	28th	20th	25th	25th	25th	26th	22nd	22nd	22nd								
Third Down Efficiency	18th	14th	13th	12th	20th	21st	17th	16th	14th								
Points per game	25th	22nd	13th	16th	12th	17th	18th	12th	11th								
Opp. Net Yards per game	3rd	13th	19th	14th	20th	14th	13th	13th	11th								
Opp. Rushing Yards per game	10th	25th	17th	19th	8th	15th	9th	8th	8th								
Opp. Net Passing Yards per game	3rd	7th	16th	13th	26th	15th	17th	17th	19th								
Opp. Third Down Efficiency	4th	14th	15th	16th	5th	9th	4th	7th	8th								
Sacks	2nd	8th	10th	21st	24th	22nd	18th	21st	18th								
Opp. Points per game	3rd	8th	12th	8th	13th	10th	5th	11th	12th								

## ALL-TIME YEAR-BY-YEAR TEAM STATISTICAL RANKINGS

Category	1995	1996	1997	1998	1999	2000	2001	2002	2003	2004	2005	2006	2007	2008	2009	2010	2011	2012	2013	2014	2015	2016	2017	2018
Net Yards per game	26	23	26	20	6	20	30	31	16	13	22	24	29	10	19	32	7	12	26	16	11	19	19	13
Rushing Yards per game	20	15	15	28	20	29	29	25	7	28	19	24	14	3	3	13	3	9	11	7	2	10	4	2
Net Passing Yards per game	24	22	26	14	2	12	26	30	18	9	17	15	29	19	27	32	13	16	29	19	24	21	28	22
Third Down Efficiency	20	21	2	13	10	15	30	30	20	10	6	32	24	19	19	30	10	6	4	12	7	23	7	14
Points per game	25	7	27	12	4	21	29	30	15	13	8	27	26	7	21	32	5	18	18	19	1	15	12	11
Opp. Net Yards per game	7	10	15	30	26	27	31	2	8	20	3	7	16	18	8	18	28	10	2	10	6	21	7	11
Opp. Rushing Yards per game	10	8	22	26	24	26	31	8	11	17	4	11	18	20	22	23	25	14	2	16	4	6	3	8
Opp. Net Passing Yards per game	14	12	9	28	23	26	28	4	9	18	9	4	17	16	4	11	24	13	6	11	11	29	18	19
Opp. Third Down Efficiency	15	1	17	26	30	27	27	2	8	31	27	3	26	18	7	16	27	9	12	22	13	10	13	8
Sacks	14t	1	23	21t	23t	27t	28	2	8	24t	7	6t	31	9	22t	20t	24t	9t	1	12t	6	2	3	18
Opp. Points per game	8	2	13t	27	26	12	28	5	10	15t	5	8t	15	12	9	26	27	18	2	21	6	26	11	12

## ALL-TIME YEAR-BY-YEAR TEAM STATISTICAL AVERAGES

Category	1995	1996	1997	1998	1999	2000	2001	2002	2003	2004	2005	2006	2007	2008	2009	2010	2011	2012	2013	2014	2015	2016	2017	2018
Net Yards per game	288.7	300.8	288.4	298.8	355.3	290.9	265.9	267.5	321.3	326.6	309.4	307.7	284.9	349.7	331.0	258.4	389.8	360.7	316.9	346.7	366.9	343.7	323.7	371.6
Rushing Yards per game	98.3	108.1	110.6	91.1	95.3	74.1	85.8	99.1	130.7	98.9	104.9	103.7	114.0	152.3	156.1	115.4	150.5	130.5	126.6	127.3	142.6	113.4	131.4	143.9
Net Passing Yards per game	190.4	192.7	177.8	207.6	260.1	216.1	180.1	168.4	190.6	227.7	204.4	204.0	170.9	197.4	174.9	143.1	239.3	230.2	190.2	219.4	224.3	230.3	192.3	227.8
Third Down Efficiency	38.1	37.2	44.0	37.0	38.3	39.4	30.6	28.6	35.6	40.3	42.2	31.1	36.2	39.3	37.3	30.4	40.5	43.1	43.8	41.9	42.4	37.2	41.9	40.7
Points per game	18.1	22.9	16.6	21.0	26.3	19.4	15.8	16.1	20.3	22.2	24.4	16.9	16.7	25.9	19.7	12.3	25.4	22.3	22.9	21.2	31.3	23.1	22.7	27.5
Opp. Net Yards per game	314.2	298.5	311.3	365.1	343.9	353.5	371.4	290.4	295.3	336.4	282.6	296.1	324.8	331.2	315.8	335.9	377.6	333.1	301.3	339.8	322.9	359.8	317.1	344.8
Opp. Rushing Yards per game	98.5	97.6	123.3	133.3	118.6	121.5	143.8	103.3	107.6	119.0	91.6	108.6	110.7	119.5	124.8	123.8	130.8	110.1	86.9	112.0	88.4	91.6	88.1	94.1
Opp. Net Passing Yards/game	215.7	200.9	187.9	231.8	225.3	232.0	227.6	187.1	187.7	217.4	191.1	187.5	214.1	211.7	191.0	212.1	246.8	223.0	214.3	227.8	234.5	268.2	229.1	250.6
Opp. Third Down Efficiency	40.8	32.4	36.9	41.7	41.6	43.3	41.6	32.9	34.7	46.0	40.7	31.5	42.5	39.7	35.5	38.0	42.8	36.1	35.8	42.4	37.9	37.9	37.9	36.3
Sacks	36	60	36	37	35	27	26	52	39	34	45	41	23	37	31	31	31	39	59	40	44	47	50	21
Opp. Points per game	20.3	13.6	19.6	25.8	23.8	19.4	25.6	18.9	19.0	21.2	16.2	19.1	21.7	20.6	19.3	25.5	26.8	22.7	15.1	23.4	19.3	25.1	20.4	22.5



## MILESTONES IN REACH IN 2018

### Team

--The Panthers need two more wins to reach 200 wins in franchise history, including the postseason. Carolina is 198-194-1 all-time including the postseason.

--Carolina has won 10 home games in a row dating back to last season. That streak ties the Patriots (10) for the longest active home win streak in the NFL. New England's last home loss came against the Panthers (10/1/17). The streak is also tied for the second-longest home win streak, including playoffs in franchise history.

--The Panthers currently sport the NFL's longest consecutive game streak without overtime (48), dating back to Carolina's OT win over Indianapolis (11/12/15).

--Carolina can become the only NFL team to rank in the top 10 in sacks six times in the last seven seasons.

--Carolina can become one of just five teams to reach the playoffs in five of the last six seasons (if Seattle, Green Bay, Pittsburgh, and New England make the playoffs in 2018).

### Ron Rivera

--Rivera needs four more regular-season wins to pass John Fox (73) for the most regular-season coaching wins in franchise history. In his eighth season with Carolina, Rivera has a 70-49-1 record.



### Cam Newton

--Newton (231) needs 16 total touchdowns to pass Dan Marino (246) for second all-time through the first eight seasons of a career. He just passed Brett Favre for sole possession of third place.

--Newton (31,629) needs 1,892 total yards to pass Matt Ryan (33,520) for second-most combined yards (passing and rushing) through a quarterback's first eight seasons.

--Newton (4,662) needs 267 rushing yards to pass Randall Cunningham (4,928) for second all-time in rushing yards by a quarterback.

--Newton needs to throw two touchdowns against Pittsburgh to pass Steve Beuerlein (7) for the franchise record with eight straight games with two TD passes.



--Newton needs two games without an interception to tie his franchise record for longest stretch of games (5) without an interception. He needs 54 pass attempts without an interception to break his record of 178 pass attempts without an INT (2012).

--Newton can become the first QB in NFL history to rush for at least 700 yards in four seasons.

--Newton (17) needs four game-winning drives to tie Jake Delhomme (21) for most in franchise history.

### Devin Funchess

--Funchess (2,129) needs 257 receiving yards to pass Brandon LaFell (2,385) for seventh place all-time in franchise history.

### Christian McCaffrey

--McCaffrey (7) needs one receiving touchdown to pass DeAngelo Williams and Jonathan Stewart (7) for sole possession of the most receiving TDs by a running back in franchise history.

--McCaffrey (55) needs nine receiving first downs to pass DeAngelo Williams (63) for the most by a running back in franchise history.

### Greg Olsen

--Olsen (7,774) needs 145 receiving yards to pass Jackie Smith (7,918) for seventh all-time in receiving yards among tight ends.

### Julius Peppers

--Peppers (156.5) needs four sacks to pass Kevin Greene (160.0) for the third-most sacks in NFL history since it became a statistic in 1982.

--Peppers (51) needs two forced fumbles to pass Robert Mathis (52) for most forced fumbles since 2000.

### Luke Kuechly

--Kuechly (16) needs four interceptions to become the third linebacker in NFL history with 20 interceptions in his first seven seasons played.

--Kuechly (23) needs four takeaways for the most takeaways by an NFL linebacker in his first seven seasons.

--Kuechly (882) needs 35 tackles (press box stats) to pass Patrick Willis (916) for the most tackles in an NFL player's first seven seasons.



### Mario Addison

--Addison (44.0) needs 12.0 sacks to pass Mike Rucker (55.5) for third place in franchise history in sacks.

### Kawann Short

--Short (32.0) needs 3.0 sacks to pass Greg Hardy (34.0) for sixth all-time in franchise history.

### JJ Jansen

--Jansen (152) needs one game played to pass Brad Hoover (152) for sixth all-time in career games in franchise history.

**SECOND-MOST INTERCEPTIONS AND TAKEAWAYS**

Since 2015, the Panthers defense has recorded 62 interceptions, the second-most in the NFL.

**NFL TEAM LEADERS, INTERCEPTIONS, 2015-18**

Team	INTs
Kansas City	65
<b>Carolina</b>	<b>62</b>
Cincinnati	59

Over that same stretch, the Panthers have totaled 102 takeaways, the most in the NFL since 2015.

**NFL TEAM LEADERS, TOTAL TAKEAWAYS, 2015-18**

Team	INTs
<b>Carolina</b>	<b>102</b>
Kansas City	101
Arizona	94

Since 2015, the Panthers are tied for third in the NFL with a turnover differential of +25. Over that stretch, the Panthers lead the NFL with 370 points off turnovers.

Since 2011 with Rivera, the Panthers have gone 52-5-1 when winning the turnover battle. Carolina has won 17 straight games when positive in turnovers.



This season, Carolina has 15 takeaways for a turnover differential of +8. Carolina has scored 51 points off turnovers while allowing 18 points off turnovers. The Panthers have been even or positive in turnovers in seven of eight games, going 6-1 in those games and 5-0 in games when winning the turnover battle outright.

This season, the Panthers rank:

- 4th in turnover differential (+8)
- 6th in points off turnovers (51)
- 7th in total takeaways (15)
- t-4th in interceptions (11)
- t-3rd in fewest giveaways (7)

**EXPERIENCED AND STILL PRODUCTIVE**

Panthers defensive end Julius Peppers is the longest tenured defensive player currently active in the NFL. He is followed by teammate Mike Adams who is the third-longest on defense in terms of career games played.

With ages of 38 and 37, the two players rank first and second, respectively, as the oldest two defensive players still active.

**ALL-TIME GAMES PLAYED - DEFENSE, ACTIVE**

Player, Team	Games	Seasons
<b>Julius Peppers, Car.</b>	<b>258</b>	<b>17</b>
Terrell Suggs, Balt.	223	16
<b>Mike Adams, Car.</b>	<b>214</b>	<b>15</b>

This season, Peppers has two sacks and two forced fumbles, while Adams has three interceptions.

The Panthers have three of the top six active tacklers in the NFL on the field every game. Thomas Davis, Luke Kuechly and Mike Adams all rank in the top six.

**NFL TACKLE LEADERS / ACTIVE (press box stats)**

Player, Team	Tackles
Antoine Bethea, Ariz.	1,168
<b>Thomas Davis, Car.</b>	<b>1,022</b>
Eric Weddle, Balt.	1,013
<b>Luke Kuechly, Car.</b>	<b>882</b>
Terrell Suggs, Balt.	834
<b>Mike Adams, Car.</b>	<b>833</b>

**4 OF TOP 8 SACK ARTISTS IN LOCKER ROOM**

Julius Peppers, Mario Addison, Kawann Short and Thomas Davis all rank in the top eight of the Panthers all-time sack leaders. Those four players have totaled 199.5 sacks, accounting for 21.0 percent of all 921 sacks ever recorded in Panthers history. Since Peppers was drafted in 2002, the Panthers rank third in the NFL with 666 sacks.

**PANTHERS CAREER SACK LEADERS**

Player	Sacks	Seasons
<b>Julius Peppers</b>	<b>94.0</b>	<b>2002-09; 2017-18</b>
Charles Johnson	67.5	2007-17
Mike Rucker	55.5	1999-2007
<b>Mario Addison</b>	<b>44.0</b>	<b>2012-18</b>
Kevin Greene	41.5	1996, 1998-99
Greg Hardy	34.0	2010-14
<b>Kawann Short</b>	<b>31.5</b>	<b>2013-18</b>
<b>Thomas Davis</b>	<b>28.0</b>	<b>2005-18</b>



## A RUNNING HISTORY

Since 2011, the year Carolina drafted Cam Newton, the Panthers rank first in the NFL in rushing yards with 15,907. Carolina also ranks second in rushing touchdowns since 2011 with 132.

Carolina has boasted a top-10 rushing offense in six of the last seven seasons with Newton and head coach Ron Rivera.

### NFL TEAM RUSHING YARDS LEADERS, 2011-18

Team	Rushing Yards
<b>Carolina</b>	<b>15,907</b>
Buffalo	15,881
Seattle	15,870
San Francisco	15,349

### NFL TEAM RUSHING TOUCHDOWNS LEADERS, 2011-18

Team	Rushing TDs
New England	135
<b>Carolina</b>	<b>132</b>
New Orleans	122
Minnesota	117

## SECOND IN RUSHING IN THE NFL

In Weeks 3-5, the Panthers were at the top of the NFL rushing charts and currently rank second at 143.9 yards per game.

Since 2011, the Panthers have ranked number one in rushing in seven different weeks, and the team has finished in the top 10 in rushing in all but one season under Rivera when they finished 11th in 2013.

### NFL TEAM RUSHING YARDS LEADERS, 2018

Team	Rushing Yards/Game
Los Angeles Rams	144.3
<b>Carolina</b>	<b>143.9</b>
Seattle	137.1
Dallas	136.9

This season, the Panthers rank:

- 2nd in rushing yards per game (143.9)
- 1st in rushing yards per carry (5.18)
- t-1st in rushes over 10 yards (41)
- 3rd in rushing touchdowns (11)



## LINE HOLDING UP STRONG

In Weeks 2 and 3, the Panthers offensive line was made up of only one originally projected starter in his original position, being center Ryan Kalil. Carolina signed left tackle Chris Clark and moved Taylor Moton to right tackle with starters Matt Kalil and Daryl Williams on injured reserve.

Despite some reshuffling, the offensive line has performed admirably this season. Carolina has allowed just 12 sacks through eight games, tied for the second-fewest sacks allowed through the first eight games of a season in franchise history. It also ties for fifth in the NFL this season.

The Panthers rank third in the NFL in fewest pressures allowed with 55.



## FEWEST PRESSURES ALLOWED

- NEW ORLEANS - 43
- L.A. RAMS - 53
- CAROLINA - 55**
- PITTSBURGH - 55

According to Pro Football Focus, second-year tackle Taylor Moton ranks seventh among tackles with a pass-blocking efficiency of 98.1. He has only allowed 10 pressures and one sack this season, despite starting at both left and right guard this season.



**WINNING CLOSE GAMES**

Last season, Carolina went 7-1 in games decided by seven points or fewer. The Panthers are 2-2 in those games this season.

Carolina's nine wins in games decided by seven or fewer points ties for second in the NFL in 2017-18.

**NFL / WINS BY 7 POINTS OR FEWER / 2017-18**

Team	Wins
Pittsburgh	11
<b>Carolina</b>	<b>9</b>
Tennessee	9
Atlanta	9



Since 2013, the Panthers are 26-14 for a .646 winning percentage in games decided by seven or fewer points. Over that span, Carolina is tied for the most wins and third in winning percentage in the NFL.

**NFL / WINS BY 7 POINTS OR FEWER / 2013-18**

Team	Wins	Win Pct.
Miami	27	67.3
New England	26	70.3
<b>Carolina</b>	<b>26</b>	<b>64.6</b>

Since 2013, the Panthers are 13-8 in games decided by three points or fewer and have won five such games in a row dating back to Week 17 of the 2016 season.

**NFL / WINS BY 3 POINTS OR FEWER / 2013-18**

Team	Wins	Win Pct.
Detroit	14	53.9
Arizona	14	60.4
New England	13	86.6
Oakland	13	68.4
<b>Carolina</b>	<b>13</b>	<b>61.4</b>

The Panthers have had seven seasons where they've had a winning record and at least four wins in games decided by seven points or less. They went to the playoffs in each of those seasons.

**VERSATILE THREATS**

Under new offensive coordinator Norv Turner, the Panthers have become very versatile with rushing and receiving threats in unconventional places.

Carolina leads the NFL in rushing by non-running backs with 533 yards and six touchdowns. DJ Moore (117) has the most rushing yards of any wide receiver, while Cam Newton (342) has the most rushing yards of any quarterback.

**NFL / RUSHING YARDS: QB, WR, TE / 2018**

Team	Rush Att	Rush Yds	Rush TDs
<b>Carolina</b>	<b>86</b>	<b>533</b>	<b>6</b>
Chicago	52	351	2
Dallas	46	291	2

When adding in receiving yards from running backs, Carolina leads the league in rushing and receiving yards from non-conventional positions (rushing by non-running backs, receiving by non-receivers or tight ends).

**NFL / SCRIMMAGE YARDS (non-conventional positions) / 2018**

Team	Scrim Yds	Rush Yds	Rec Yds	Total TDs
<b>Carolina</b>	<b>935</b>	<b>533</b>	<b>402</b>	<b>9</b>
Chicago	864	351	513	5
Kansas City	819	256	563	7

**FOURTH QUARTER SCORING**

This season, the Panthers rank third in the NFL in points scored in the fourth quarter. Carolina scored 21 unanswered points at Philadelphia in Week 7 to spark the largest fourth quarter comeback in franchise history.

**NFL / POINTS IN 4TH QUARTER / 2018**

Team	Points	Point Margin
New Orleans	95	+31
Indianapolis	86	+33
<b>Carolina</b>	<b>81</b>	<b>+31</b>

81 points is the most fourth quarter points that Carolina has accumulated through the first eight games of a season in franchise history.

Carolina's 21 points against Philadelphia tied for the second-most in a single fourth quarter in franchise history (23 - 10/2/16 at Atlanta).



## TAKING CARE OF THE BALL

The Panthers have been very careful with the ball in 2018, giving up just seven giveaways, tied for the third-fewest in the league. Carolina has had four interceptions and three lost fumbles.

### NFL LEADERS / FEWEST GIVEAWAYS / 2018

Team	Giveaways
Atlanta	5
L.A. Chargers	6
<b>Carolina</b>	<b>7</b>
Three others	7

Carolina's seven giveaways are the fewest through the first eight games in franchise history, while the four interceptions tie for the fewest through the first eight games.

## SUCCESS IN THE RED ZONE

Carolina went a perfect 5-for-5 in touchdowns in the red zone against Tampa Bay, marking just the third time in franchise history that Carolina was perfect in the red zone while scoring at least five touchdowns.

The Panthers currently rank fifth in the league in red zone touchdown percentage (72.4).

### NFL LEADERS / RED ZONE TD % / 2018

Team	Red Zone TD Pct.	Red Zone TDs
Cincinnati	76.9	20
Pittsburgh	75.0	18
Kansas City	73.2	30
Seattle	72.7	16
<b>Carolina</b>	<b>72.4</b>	<b>21</b>

Carolina's previous season high was 68.25 in 2015.



## SINCE THAT CRAZY QUARTER

In the fourth quarter of Week 6 at Philadelphia, Carolina scored 21 unanswered points on three straight possessions to defeat the Eagles in the largest fourth-quarter comeback in franchise history.

Since the beginning of that quarter, the Panthers offense has put up gaudy numbers.

### PANTHERS OFFENSE / SINCE 4TH QUARTER AT PHI / 2018

Category	Number
Quarters	9
Drives (non-kneel)	24
Touchdowns	13
Field Goals	3
Total Points	99
Points per drive	4.1
Yards per drive	42.5

The Panthers have scored more points than any other NFL team since that 4th quarter.



On the season, Carolina is now averaging 27.5 points per game. That average is second only to 2015 when the Panthers averaged 31.3 points per game.

## VERY FEW PENALTIES

In 2017, the Panthers led the NFL in fewest penalties (83) and penalty yards (682).

That has continued this season as the Panthers have the second-fewest combined penalties from 2017 and 2018 at 132.

### NFL TEAM LEADERS, FEWEST PENALTIES, 2017-18

Team	PENALTIES	PENALTY YDS
Tennessee	119	1070
<b>Carolina</b>	<b>123</b>	<b>1097</b>
New England	133	1138
New York Giants	137	1332



## TEAM NOTES

### DEFENSIVE LINE HAS BEEN DOMINANT

The Carolina Panthers sported a dominant and sometimes overlooked defensive line in the last six seasons under former defensive line coach Eric Washington. Washington was promoted to defensive line coordinator in 2018, and he aims to work with his replacement, Brady Hoke, on maintaining that production.

Since 2012, no group of defensive linemen produced more sacks than Carolina's 233.0.

#### NFL TEAM LEADERS / SACKS BY DEFENSIVE LINEMEN / 2012-18

Team	Sacks
<b>Carolina</b>	<b>233.0</b>
Minnesota	220.0
Los Angeles Rams	214.0
Cincinnati	199.0

The defensive line's 233.0 sacks are part of an NFL-leading 301 total sacks by Carolina from 2012-18.

#### NFL TEAM LEADERS / SACKS / 2012-18

Team	Sacks
<b>Carolina</b>	<b>298</b>
Denver	289
Los Angeles Rams	287
Minnesota	278

#### CAROLINA'S SACK TOTALS / 2012-18

Season	Sacks (NFL Rank)
<b>2012</b>	<b>39 (9th)</b>
<b>2013</b>	<b>60 (1st)</b>
2014	40 (13th)
<b>2015</b>	<b>44 (6th)</b>
<b>2016</b>	<b>47 (2nd)</b>
<b>2017</b>	<b>50 (3rd)</b>
2018	21 (18th)

The 60 sacks in 2013 tied the Panthers franchise record set in 1996 and were the most by a team in a single season since San Diego had 61 in 2006.

The defensive line has not only been productive in getting to the quarterback, but also at stopping the run. Carolina's run defense has ranked in the top six in the NFL in four of the past seven years.

#### CAROLINA'S RUN DEFENSE RANKINGS / 2012-18

Season	Yards/Game Allowed (NFL Rank)
2012	110.1 (14th)
<b>2013</b>	<b>86.9 (2nd)</b>
2014	112.0 (16th)
<b>2015</b>	<b>88.4 (4th)</b>
<b>2016</b>	<b>91.6 (6th)</b>
<b>2017</b>	<b>88.1 (4th)</b>
<b>2018</b>	<b>94.1 (8th)</b>
<b>Total</b>	<b>96.0 (1st)</b>

Carolina has allowed just 96.0 rushing yards per game in the past seven seasons, best in the NFL.

The recent crop of defensive linemen have accumulated a number of honors.

In 2013, defensive end Greg Hardy earned All-Pro and Pro Bowl honors while defensive tackles Star Lotulelei and Kawann Short earned PFWA All-Rookie honors. Defensive end Kony Ealy was a PFWA All-Rookie choice in 2014, and in 2015, Short earned All-Pro and Pro Bowl honors.

#### PANTHERS DEFENSIVE LINE POSTSEASON HONORS

##### 2013

**Greg Hardy:** AP All-Pro 2nd Team; Pro Bowl; Sporting News All-Pro

**Star Lotulelei:** PFWA All-Rookie

**Kawann Short:** PFWA All-Rookie

##### 2014

**Kony Ealy:** PFWA All-Rookie

##### 2015

**Kawann Short:** AP All-Pro Second-Team; Pro Bowl

Since 2013, a Panthers defensive lineman has earned NFC Defensive Player of the Week honors six times, which ranks second among every team's defensive position group since 2013. Hardy was recognized twice in 2013 (Week 3 and Week 17). Short and Lotulelei are the only defensive tackles in Panthers history to earn NFC Defensive Player of the Week honors as Short was recognized in Week 6 of 2015 and Lotulelei received recognition in Week 8 of 2016. Peppers won Defensive Player of the Week honors in Week 4 of 2017. Efe Obada won Defensive Player of the Week honors in Week 3 of 2018.

Short also has two NFC Defensive Player of the Month awards on his resume, earning the recognition in October and December of 2015. Short is the first player in franchise history to win multiple Player of the Month Awards in a single season and the first defensive tackle in the NFL to win multiple Player of the Month Awards in a single season.

#### PANTHERS DEFENSIVE LINE IN-SEASON AWARDS / 2013-18

##### NFC Defensive Players of the Week

##### 2013

**Greg Hardy:** Week 3; Week 17

##### 2015

**Kawann Short:** Week 6

##### 2016

**Star Lotulelei:** Week 8

##### 2017

**Julius Peppers:** Week 4

##### 2018

**Efe Obada:** Week 3

##### NFC Defensive Players of the Month

##### 2015

**Kawann Short:** October; December



## IRONMEN GOING STRONG

The Panthers have several players that maintain long streaks in terms of consecutive games played and consecutive starts.

Julius Peppers ranks second in the NFL in consecutive games played among position players with 168.

### CONSECUTIVE GAMES PLAYED, ALL POSITION PLAYERS (active)

#### Player Consecutive Games Played

Philip Rivers, LAC 201

**Julius Peppers, Car. 168**

### CONSECUTIVE GAMES PLAYED, DEFENSIVE ENDS (active)

#### Player Consecutive Games Played

**Julius Peppers, Car. 168**

Cameron Jordan, N.O. 120

### CONSECUTIVE GAMES PLAYED, DEFENSIVE TACKLES (active)

#### Player Consecutive Games Played

Ndamukong Suh, LA-R 108

Malik Jackson, Jax 99

Damon Harrison, NYG 90

**Kawann Short, Car. 88**

### CONSECUTIVE GAMES STARTED, DEFENSIVE TACKLES (active)

#### Player Consecutive Games Started

Ndamukong Suh, LA-R 108

**Kawann Short, Car. 65**

## UNDRAFTED? NO MATTER

The Panthers have 19 undrafted players on this year's active roster. Of the 19, 11 have started games on offense or defense, while four have earned Pro Bowl accolades at some point in their career.

### UNDRAFTED PLAYERS ON ROSTER

#### Name Career GP/GS

S Mike Adams 214/141

DE Mario Addison 103/28

RB C.J. Anderson 65/37

WR Damiere Byrd 14/3

T Chris Clark 113/60

DE Bryan Cox, Jr. 11/0

K Graham Gano 130/0

CB Josh Hawkins 31/3

QB Taylor Heinicke 2/0

DE Wes Horton 69/33

LB Ben Jacobs 65/0

LS J.J. Jansen 152/0

C Tyler Larsen 30/17

DT Kyle Love 92/28

G Brendan Mahon 2/0

TE Chris Manhertz 31/7

DE Efe Obada 6/0

P Michael Palardy 31/0

G Greg Van Roten 28/8

## MOST PRO BOWLERS ON ROSTER

The Carolina Panthers lead the NFL with the most Pro Bowlers on the team's roster with 15. In 2015, Carolina led the NFL with 10 Pro Bowl selections, setting a franchise record.

### PRO BOWLERS ON ROSTER

#### Team Pro Bowlers

**Carolina 15**

Philadelphia 13

Atlanta 12

Los Angeles Rams 12

Oakland 12

### PANTHERS PRO BOWLERS

#### Name Number of Selections

Julius Peppers 9 (5-Car, 3-Chi, 1-GB)

Luke Kuechly 5

Ryan Kalil 5

Thomas Davis 3

Cam Newton 3

Greg Olsen 3

Trai Turner 3

Mike Adams 2 (2-Ind)

Dontari Poe 2 (2-K.C.)

Graham Gano 1

Kawann Short 1

J.J. Jansen 1

C.J. Anderson 1 (1-Den)

Matt Kalil\* 1 (1-Min)

Eric Reid 1 (1-SF)

\*-IR

With the return of Thomas Davis, the Panthers had seven defensive Pro Bowlers in the starting lineup in the last three games (Peppers, Short, Poe, Kuechly, Davis, Reid, Adams).



**DUAL-THREAT QUARTERBACK**

Now in his eighth season, Cam Newton passed Brett Favre and needs 16 total touchdowns to pass Dan Marino for second all-time through his first eight seasons. He has 19 touchdowns in 2018.

**MOST TOTAL TOUCHDOWNS / FIRST 8 SEASONS**

Player	Total TD	Pass TD	Rush TD
Peyton Manning	253	244	9
Dan Marino	246	241	5
<b>Cam Newton</b>	<b>231</b>	<b>173</b>	<b>58</b>
Brett Favre	224	213	11

Newton is the only player to lead a current NFL franchise in both career touchdown passes (173) and career rushing touchdowns (58). Newton is the first quarterback in NFL history with at least 50 rushing touchdowns in a career.

Newton has 39 career games with both a passing and rushing touchdown, the most in NFL history. He also has three regular season games and one postseason game with at least two rushing touchdowns and two passing touchdowns. His three regular season games rank second in NFL history.

Newton needs 1,892 total yards to catch Matt Ryan for second-most combined yards through a quarterback's first eight seasons.

**MOST COMBINED YARDS RUSH & PASS / FIRST 8 SEASONS**

Player	Total Yards	Pass Yards	Rush Yards
Peyton Manning	33,854	33,189	665
Matt Ryan	33,520	32,757	763
<b>Cam Newton</b>	<b>31,629</b>	<b>26,967</b>	<b>4,662</b>

Newton is one of just three players in NFL history, along with Peyton Manning of the Indianapolis Colts (1998-2004) and Andy Dalton of the Cincinnati Bengals (2011-17), to have at least 3,000 passing yards in each of their first seven seasons.

He has recorded six seasons of at least 3,000 passing yards AND 500 rushing yards, the most in NFL history.

Newton has now rushed for at least 700 yards in three NFL seasons and joins Michael Vick (three) as the only quarterbacks with three 700-yard rushing seasons in a career.

**ALL-TIME RUNNING QUARTERBACK**

Cam Newton has continued to move up the all-time ranks for total rushing yardage among all-time quarterbacks. Newton ranks third all-time in rush yards by a quarterback in NFL history.

Newton had more rushing yards than Michael Vick (3,954) through Vick's first seven seasons of his career. Newton needs 267 rushing yards to pass Randall Cunningham for second all-time.

**RUSH YARDS BY A QB / NFL / ALL-TIME**

Player	Yards	Years
Michael Vick	6,109	2001-06, 2009-15
Randall Cunningham	4,928	1985-01
<b>Cam Newton</b>	<b>4,662</b>	<b>2011-pres</b>
Steve Young	4,239	1985-99

In Week 5 against the Giants, Newton passed Cunningham's 4,482 rushing yards with the Eagles, becoming the NFL's all-time leader for quarterback rushing yards with a single franchise.

**THIRD IN FRANCHISE IN RUSHING YARDS**

Cam Newton ranks third in franchise history in rushing yards, trailing DeAngelo Williams and Jonathan Stewart.

Newton is the only quarterback in NFL history to rank in the top three in a franchise in rushing yards. While Newton is third in yards among Stewart and Williams, he leads them in rushing touchdowns, rushing average and trails Jonathan Stewart by 21 rushing first downs for first all-time.

**CAROLINA PANTHERS ALL-TIME RUSHING LEADERS**

Player	Yards	Avg.	Long	TDs	1st Downs
Jonathan Stewart, 2008-2017	7,318	4.31	69	51	368
DeAngelo Williams, 2006-14	6,846	4.78	77	46	290
<b>Cam Newton, 2011-present</b>	<b>4,662</b>	<b>5.21</b>	<b>72</b>	<b>58</b>	<b>347</b>

**RUSHING AND RUNNING AND RUNNING**

In 2017, Newton rushed for 754 yards on 139 attempts for a rushing average of 5.42 per carry, setting career highs in rushing yards and attempts. It was the second time in his career that he led the team in rushing.

In 2018, Newton leads all NFL quarterbacks in rushing. Newton has finished first in rushing by a quarterback in four of his previous seven seasons.

**RUSH YARDS BY A QB / NFL / 2018**

Player	Yards	Avg.	Long	1stD	TDs
<b>Cam Newton, Car.</b>	<b>342</b>	<b>4.68</b>	<b>29</b>	<b>24</b>	<b>4</b>
Mitchell Trubisky, Chi.	302	7.95	39	19	2
Deshaun Watson, Hou.	268	5.36	18	14	1

**NEWTON IS PANTHERS ALL-TIME PASSER**

In his eighth season, quarterback Cam Newton is the Panthers' all-time record holder in passing yards (26,967), passing touchdowns (173), pass attempts (3,683), pass completions (2,178), 300-yard passing games (17) and QB wins (68).

**PANTHERS CAREER LEADERS, PASSING YARDS**

Player	Yards	Att	Cmp	TD
<b>Cam Newton, 2011-pres</b>	<b>26,967</b>	<b>3,683</b>	<b>2,178</b>	<b>173</b>
Jake Delhomme, 2003-09	19,258	2,669	1,580	120
Steve Beuerlein, 1996-2000	12,690	1,723	1,041	86
Kerry Collins, 1995-98	8,306	1,340	694	47

**BEST PASSER RATING IN THE RED ZONE****CAM NEWTON - 124.7****DREW BREES - 114.5****ALEX SMITH - 113.1****PATRICK MAHOMES - 110.3****NEWTON IN THE RED ZONE**

21/29 158 YDS 11 PASSING TDs  
0 INT 4 RUSHING TDs

**7 STRAIGHT WITH TWO TDs**

Cam Newton has now thrown at least two passing touchdowns in seven consecutive games, tying the franchise record set by Steve Beuerlein in 1999 for most consecutive games with at least two passing touchdowns.

Newton's streak is the second-longest active streak in the NFL behind Philip Rivers who has completed two touchdown passes in all eight games this season.

**NEWTON ON PACE FOR CAREER BESTS**

Through the first eight games, some of Newton's passing numbers are on pace to be new career bests in several categories:

Category	2018	Previous Best (Yr.)
Passer Rating:	100.8	99.4 (2015)
Completion Pct:	67.3	61.7 (2013)
Completions/game:	22.1	19.4 (2011)
Sacks/game:	1.5	2.1 (2015)
Interceptions/game:	0.5	0.6 (2015)

**NEWTON RUSHES INTO THE END ZONE**

Quarterback Cam Newton's 58 rushing touchdowns are the second-most among active players in the NFL since his rookie season in 2011.

**NFL LEADERS, ACTIVE, RUSHING TOUCHDOWNS, 2011-18**

Player	TDs
Marshawn Lynch, Oak.	61
<b>Cam Newton, Car.</b>	<b>58</b>
LeSean McCoy, Buf.	55
Adrian Peterson, Was.	50

Newton scored a team-leading 14 rushing touchdowns in 2011, the most-ever by a quarterback in NFL history, surpassing the previous mark of 12 by Steve Grogan in 1976. He long surpassed the NFL record for most rushing touchdowns by a quarterback, previously held by Steve Young.

**NFL QUARTERBACKS LEADERS SINCE 1970, RUSHING TD**

Player	TDs
<b>Cam Newton, 2011-present</b>	<b>58</b>
Steve Young, 1985-99	43
Kordell Stewart, 1995-2005	38

Newton's total 345 first downs is now the all-time NFL record for most rushing first downs by a quarterback, passing Michael Vick's 343.

**NFL LEADERS / RUSHING 1ST DOWN PCT / 2011-18**

Player	1st Pct.	1st	Att
<b>Cam Newton, Car.</b>	<b>38.5</b>	<b>347</b>	<b>901</b>
Russell Wilson, Sea.	32.7	197	602
Alex Smith, Was.	28.5	124	435

Newton has the most rushing touchdowns in Panthers franchise history with 58. He is also tied with Jonathan Stewart for second in franchise history in total touchdowns.

**CAROLINA PANTHERS ALL-TIME RUSHING TOUCHDOWN LEADERS**

Player	Rush TD
<b>Cam Newton, 2011-present</b>	<b>58</b>
Jonathan Stewart, 2008-17	51
DeAngelo Williams, 2006-14	46
Stephen Davis, 2003-05	20

**MOST TOTAL TOUCHDOWNS / PANTHERS HISTORY**

Team	Total TD	Rush TD	Rec TD	Ret TD
Steve Smith Sr., 2001-13	75	2	67	6
<b>Cam Newton, 2011-pres</b>	<b>58</b>	<b>58</b>	<b>0</b>	<b>0</b>
Jonathan Stewart, 2008-17	58	51	7	0
DeAngelo Williams, 2006-14	53	46	7	0

**NEWTON'S GAME-WINNING DRIVES**

Quarterback Cam Newton has led 17 career game-winning drives (defined as a drive that puts the team ahead for good in the fourth quarter or overtime).

Newton's three game-winning drives in 2017 were the third-most in a season in his career and tied for seventh-most in the NFL in 2017.

Jake Delhomme owns the franchise record with 21 game-winning drives.

**CAM NEWTON, GAME-WINNING DRIVES****vs. Jacksonville (9/25/11)**

Directed the Panthers 55 yards on five plays in 2:24...Completed all three pass attempts for 47 yards and scrambled once for seven yards, capped by a 16-yard touchdown pass to tight end Greg Olsen.

**at Philadelphia (11/26/12)**

Guided the Panthers 40 yards on seven plays in 3:36 to set up a 23-yard field goal by Graham Gano...Completed two-of-three passes for 31 yards and picked up seven yards rushing on two carries.

**at San Francisco (11/10/13)**

Led the Panthers nine yards on seven plays in 3:30 to set up a 53-yard field goal by Graham Gano.

**vs. New England (11/18/13)**

Directed the Panthers 83 yards on 13 plays in 5:33...Completed 5-of-8 pass attempts for 57 yards and rushed once for 15 yards, capped by a 25-yard touchdown pass to wide receiver Ted Ginn, Jr.

**at Miami (11/24/13)**

Led the Panthers 80 yards on 12 plays in 3:30...Completed 5-of-7 passes for 34 yards and rushed three times for 16 yards...Converted key fourth-down attempt from Carolina's 20-yard line with pass to Steve Smith...Capped drive with one-yard touchdown pass to tight end Greg Olsen.

**vs. New Orleans (12/22/13)**

Directed the Panthers 65 yards on five plays in 32 seconds...Completed 3-of-5 passes (including a spike) for 65 yards, including a 14-yard touchdown pass to wide receiver Domenik Hixon.

**vs. Chicago (10/5/14)**

After a fumble by Chicago, directed the Panthers 23 yards on six plays in 2:00...Completed 2-of-3 passes for 17 yards, including a six-yard touchdown pass to tight end Greg Olsen.

**vs. Cleveland (12/28/14)**

Led the Panthers 66 yards on seven plays in 2:52...Completed 3-of-4 passes for

44 yards and rushed twice for 19 yards, capped by a nine-yard touchdown pass to running back Jonathan Stewart.

**at Seattle (10/18/15)**

Led the Panthers 80 yards on eight plays in 1:48...Completed 6-of-7 passes (including a spike) for 89 yards, capped by a 26-yard touchdown pass to tight end Greg Olsen.

**vs. Indianapolis (11/3/15)**

Led the Panthers five yards on four plays in 1:40 to set up a 52-yard field goal by Graham Gano in overtime.

**at New Orleans (12/6/15)**

Led the Panthers 75 yards on 11 plays in 4:16...Completed 5-of-8 passes for 63 yards...Added three rushes for 7 yards...Capped the drive with a 15-yard touchdown pass to Jericho Cotchery.

**at New York Giants (12/20/15)**

Led the Panthers 49 yards on eight plays in 1:46 to set up a 43-yard field goal from Graham Gano as time expired...Completed 3-of-5 passes (including a spike) for 37 yards...Added two rushes for 12 yards.

**at New England (10/1/17)**

Led the Panthers 46 yards on 10 plays to set up a 48-yard field goal from Graham Gano as time expired to break a tie...Completed 1-of-3 passes for five yards, converting a third down...Rushed for 11 yards on three carries.

**vs. Minnesota (12/10/17)**

Led the Panthers 75 yards on five plays to set up a one-yard touchdown run from Jonathan Stewart to break a tie with 1:50 remaining...Keyed the drive with a 62-yard run to the Vikings eight-yard line.

**vs. Tampa Bay (12/24/17)**

Led the Panthers 59 yards on 10 plays, capped by a three-yard touchdown run by Newton...Completed 4-of-7 passes for 52 yards, while also running for five yards including the go-ahead touchdown with 39 seconds remaining.

**vs. New York Giants (10/8/18)**

Led the Panthers 30 yards on eight plays to set up a game-winning 63-yard goal with one second left on the clock...Completed 2-of-6 passes for 29 yards, including a spike.

**at Philadelphia Eagles (10/22/18)**

Led the Panthers 69 yards on 10 plays to set up a game-winning one-yard touchdown pass to Greg Olsen with 1:22 remaining...Completed 4-of-9 passes for 66 yards, including a 35-yard catch and run to Torrey Smith to convert a fourth and 10.

**NEWTON IN THE FOURTH QUARTER**

This season, Cam Newton has thrown for 810 yards on 68-of-97 passing in the fourth quarter with seven touchdowns and two interceptions for a passer rating of 110.8.

Newton ranks third among all quarterbacks in fourth quarter passing yards and is second in fourth quarter passing touchdowns.

**NFL LEADERS / PASSING YARDS, FOURTH QUARTER / 2018**

Player	Yards	Comp%	Pass TD	Int	Rtg
Eli Manning, NYG	869	69.4	6	2	103.0
Aaron Rodgers, GB	852	62.5	6	0	112.0
<b>Cam Newton, Car.</b>	<b>810</b>	<b>70.1</b>	<b>7</b>	<b>2</b>	<b>110.8</b>
Matt Ryan, Atl.	770	78.4	5	1	126.9





### McCAFFREY RUNS

Running back Christian McCaffrey ran for 184 yards in Week 3, the fourth-highest rushing output in franchise history. McCaffrey has averaged 62.8 yards per game on the ground. His 502 yards through the first eight games rank fourth in the franchise since 2008.

#### PANTHERS LEADERS / RUSHING YARDS, GAMES 1-8 / 2008-18

Player	Rush Yds	Avg.	TDs
DeAngelo Williams, 2009	768	96.0	7
Jonathan Stewart, 2015	571	71.4	3
DeAngelo Williams, 2013	519	64.9	1
<b>Christian McCaffrey, 2018</b>	<b>502</b>	<b>62.8</b>	<b>3</b>



### ARMAH'S UNDERDOG STORY

Panthers fullback Alex Armah was not seen as a lock for a 53-man roster, not to mention a starting fullback spot when he was drafted in 2017 out of Division II West Georgia, one of six D-II players drafted in 2017. However, he has solidified his position as the Panthers fullback despite not playing the position since high school.

At West Georgia, he became the first player in Gulf South conference history to earn All-Conference honors on both offense and defense as he played defensive end and tight end.

Armah scored his first career touchdown against Dallas in Week 1 on his first career rush. Armah became the second player in franchise history to score on his first career rush, joining Richie Brockel who did it against the Texans (12/18/11). He scored another rushing touchdown against Tampa Bay.

### McCAFFREY CATCHES

Last season, McCaffrey finished as the franchise record-holder for most receptions (80), receiving yards (651) and receiving touchdowns (5) by a running back in a single season in 2017. He also set franchise records for most receptions by a rookie, scrimmage yards by a rookie (1,086), yards after catch by a rookie (593) and first downs by a rookie (57).

In Week 2 of 2018 at Atlanta, McCaffrey tied Steve Smith's franchise record for most receptions in a game with 14. He also set a new career high with 102 yards receiving, the most by a running back in a game in franchise history. McCaffrey tied for the fourth-most receptions by a running back in a game in NFL history.

In his second season, McCaffrey just surpassed the 1,000 career receiving yards mark, the fastest running back to do it in franchise history.

His 880 scrimmage yards through the first eight games rank fifth-best in franchise history.

#### PANTHERS LEADERS / SCRIMMAGE YARDS, GAMES 1-8 / ALL-TIME

Player	Scrim. Yds	Avg.	TDs
Stephen Davis, 2003	1070	133.8	5
DeAngelo Williams, 2009	953	119.1	7
Steve Smith, 2011	936	117.0	4
Steve Smith, 2005	901	112.6	9
<b>Christian McCaffrey, 2018</b>	<b>880</b>	<b>110.0</b>	<b>5</b>



The Panthers franchise record for total scrimmage yards in a season is 1,636 yards (102.3 yards/game) by DeAngelo Williams in 2008.

**OLSEN CLIMBING PANTHERS RANKS**

Olsen is the Panthers all-time receiving yards leader among tight ends and the Panthers all-time receptions leader among tight ends. He is second among Panthers tight ends in career touchdowns (36) behind Wesley Walls (44).

**PANTHERS CAREER REC. YARDS LEADERS**

Player	Yds	Rec	TD	Seasons
Steve Smith, WR	12,197	836	67	2001-13
M. Muhammad, WR	9,255	696	50	1996-2009
<b>Greg Olsen, TE</b>	<b>5,793</b>	<b>463</b>	<b>36</b>	<b>2011-</b>
Wesley Walls, TE	3,902	324	44	1996-2002
Mark Carrier, WR	2,547	176	13	1995-98

Olsen ranks third in franchise history with 10 100-yard receiving games in the regular season.

**PANTHERS CAREER 100-YARD RECEIVING GAMES**

Player	Games	Single-Game High
Steve Smith, WR	43	218
M. Muhammad, WR	27	192
<b>Greg Olsen, TE</b>	<b>10</b>	<b>181</b>

**TIGHT ENDS FROM DIFFERENT BACKGROUNDS**

Carolina's reserve tight ends Chris Manhertz and Ian Thomas are both physically gifted but come from relatively limited big-time college football experience.

Thomas was drafted by the Panthers in the fourth round of the 2018 Draft, despite only starting in one season at Indiana with 375 receiving yards in 2017. He had transferred from Nassau Community College where he was recruited for basketball.

Thomas earned his first career start in Week 2 at Atlanta as Greg Olsen was inactive with a foot injury. Thomas has since made 11 catches for 87 yards this season.

Manhertz didn't play college football at all, signing as an undrafted free agent with the Bills after four seasons as a basketball player at Canisius, where he finished fourth in school history with 789 career rebounds.

Manhertz has played in 30 games with seven starts over the last three seasons with Carolina.

**OLSEN AMONG ALL-TIME TE LEADERS**

With 657 receptions, 7,774 receiving yards and 56 touchdown receptions in his career, tight end Greg Olsen ranks in the top 10 all-time among NFL tight ends in receptions and receiving yards and is tied for eighth in receiving touchdowns.

Olsen ranks seventh all-time among tight ends in receiving yards, sixth in receptions and eighth in touchdowns.

**ALL-TIME NFL RECEIVING YARDS LEADERS, TIGHT ENDS**

Player	Rec.	Yds	TD
Tony Gonzalez, 1997-2013	1,325	15,127	111
Jason Witten, 2003-17	1,152	12,448	68
Antonio Gates, 2003-	939	11,631	115
Shannon Sharpe, 1990-2003	815	10,060	62
Ozzie Newsome, 1978-90	662	7,980	47
Jackie Smith, 1963-78	480	7,918	40
<b>Greg Olsen, 2007-present</b>	<b>657</b>	<b>7,774</b>	<b>56</b>

Olsen ranks second in receiving yards (7,774) among active tight ends, trailing Antonio Gates (11,631). He ranks fourth among active tight ends with 56 receiving touchdowns.



Olsen and quarterback Cam Newton have connected for 33 touchdowns, sitting in third among all active quarterback-tight end duos.

**NFL TIGHT END-QUARTERBACK COMBOS / ACTIVE**

Players	Career Touchdowns
Philip Rivers/Antonio Gates	88
Tom Brady/Rob Gronkowski	78
<b>Cam Newton/Greg Olsen</b>	<b>34</b>
Alex Smith/Vernon Davis	31
Andy Dalton/Tyler Eifert	20



### FUNCHESS MOVING UP CHARTS

Devin Funchess ranks eighth all-time in career receiving yards as a Panther in his fourth season, just recently passing Ted Ginn, Jr. He has 2,129 yards on 153 catches with 20 receiving touchdowns. He needs 257 receiving yards to pass Brandon LaFell for seventh place all-time in franchise history. Funchess now ranks 10th in receptions and fifth in receiving touchdowns.



### MOORE KEEPS GOING AFTER THE CATCH

DJ Moore made the most of his first reception as a Panther in Week 2 at Atlanta. He took a 17-yard pass and then went another 34 yards after the catch for a 51-yard touchdown in the fourth quarter.

According to NFL's Next Gen Stats, Moore ranks fifth among receivers and tight ends in the NFL in yards after the catch per reception with 8.9 (min. 15 receptions).



#### NFL LEADERS / YARDS AFTER CATCH PER RECEPTION / WR, TE

Player	YAC/R	Total Rec Yds
Albert Wilson, Mia.	13.5	391
George Kittle, S.F.	12.2	692
Quincy Enunwa, NYJ	9.3	327
Vance McDonald, Pit.	9.0	346
<b>DJ Moore, Car.</b>	<b>8.9</b>	<b>297</b>

Moore has 117 rushing yards with an average of 16.71 per rush. Moore has 8.86 yards after per contact per rush, the most in the NFL (min. 5 rushes).

Moore's rushing yards have already set a new franchise record for rushing yards by a wide receiver in a season.

### SMITH STRETCHES THE FIELD

Panthers wideout Torrey Smith was brought to Carolina to help stretch the field as a legitimate deep threat. Since 2011 when he came into the league, Smith ranks fifth in average yards per catch at 16.1 (min. 200 receptions).

83 of Smith's 318 career receptions have gone for more than 20 yards (26.5 percent). This season, Smith has a long catch for 35 yards, while averaging 10.7 yards per reception with two touchdowns.

### WRIGHT CLUTCH ON THIRD DOWN

Jarius Wright has made a living as a third-down clutch receiver. Since entering the league in 2012, he has made 171 receptions for 2,209 yards. Of his 171 receptions, 68 have come on third down (39.2 percent), with 49 going for first downs or touchdowns.

This season, Wright has made six of his 18 catches on third down, including his first touchdown on a third-and-goal play from the five-yard line in Week 2.

In Week 5, he converted a fourth-and-short play with a 27-yard reception.

### SAMUEL RETURNS WITH A BANG

2017 second-round draft pick Curtis Samuel saw his first action of 2018 in Week 5 against New York after he missed time with a medical illness.

On his first touch of the season, Samuel broke several tackles to go 25 yards for his first career touchdown.

In Carolina's fourth quarter comeback at Philadelphia, Samuel scored his first rushing touchdown on a 14-yard end around.

Samuel then scored a rushing and receiving touchdown against Tampa Bay in Week 9.

Samuel and fellow 2017 draft pick Christian McCaffrey are the only Panthers in franchise history with at least two rushing and two receiving touchdowns in their first 14 games.



**KUECHLY LEADS ALL TACKLERS**

Since entering the NFL in 2012, press box crews have credited linebacker Luke Kuechly with 871 tackles, the most in the NFL over that stretch.

**NFL TACKLE LEADERS / SINCE 2012** (*Press Box Stats*)

Player	Tot	Sol	Ast
<b>Luke Kuechly, Car.</b>	<b>875</b>	<b>542</b>	<b>312</b>
Lavonte David, T.B.	820	509	230
Bobby Wagner, Sea.	815	456	318

Kuechly ranks fourth in career tackles among all currently active players in the NFL.

Kuechly has the most tackles (press box) over any player's first six seasons played. His 9.4 tackles per game (press box) rank as the second-highest average (Zach Thomas - 9.8) in NFL history.



After film review, Panthers' coaches have credited Kuechly with 1,002 career tackles, second-most in team history. He recently joined Thomas Davis as the only two players in franchise history with 1,000 career tackles (coaches film).

He is the only player in franchise history with more than 100 tackles in each of his first six seasons as a Panther, including a team-record 205 stops as a rookie in 2012.

**THOMAS DAVIS RETURNS**

Thomas Davis is the Panthers all-time leading tackler with 1,189 stops according to coaches film.

According to press box stats, Davis has 1,014 tackles, ranking 25th all-time among all players in NFL history and second among active players. Davis has played in 167 career games, tying for 15th among all active NFL defensive players.

**PANTHERS CAREER LEADERS, TACKLES** (coaches film)

Player	Tackles	Seasons
<b>Thomas Davis</b>	<b>1,191</b>	<b>2005-pres</b>
<b>Luke Kuechly</b>	<b>1,002</b>	<b>2012-pres</b>
Mike Minter	953	1997-2006
Jon Beason	701	2007-13

**KUECHLY LEADS LBs IN INTS**

In 2017, Luke Kuechly grabbed three interceptions leading all Panthers and tying for first in the NFL in picks among linebackers.

Kuechly added two opponent fumble recoveries for five total takeaways, tying for the most among linebackers in the NFL in 2017.

Since entering the league in 2012, Luke Kuechly has tallied 16 interceptions, the most among NFL linebackers during that time.

Teammate Thomas Davis ranks behind only Kuechly during that time with 10.

**NFL LEADERS, LINEBACKERS, INTERCEPTIONS, 2012-18**

Team	INTs
<b>Luke Kuechly, Car.</b>	<b>16</b>
<b>Thomas Davis, Car.</b>	<b>10</b>
Lavonte David, T.B.	10
Paul Posluszny, Jac.	9
Karlos Dansby, Ari.	9
Craig Robertson, N.O.	9

Since 2012, Kuechly also has the lead in total takeaways (23) among linebackers, tallying 16 interceptions and seven opponent fumble recoveries.

**NFL LEADERS, LINEBACKERS, TOTAL TAKEAWAYS, 2012-18**

Team	INTs
<b>Luke Kuechly, Car.</b>	<b>23</b>
Lavonte David, T.B.	22
Craig Robertson, N.O.	18
<b>Thomas Davis, Car.</b>	<b>16</b>
C.J. Mosley, Balt.	14
Bobby Wagner, Sea.	14
Kiko Alonso, Mia.	14

**THOMPSON SHINING**

Shaq Thompson had the chance to start in place of Thomas Davis for the first four games as Davis served a suspension. A 2015 draft pick, Thompson has 53 total tackles with two sacks and four quarterback pressures. He had a career-high 13 tackles against Baltimore.



**PEPPERS MAKES HISTORY**

Julius Peppers currently ranks fourth all-time in NFL history with 156.5 career sacks. He is Carolina's all-time leader in sacks with 94.0 of his career sacks coming as a Panther.

Peppers has at least seven sacks in 15 of his 16 NFL seasons. In 2017, he tied for the team lead with 11 sacks.

He has the most sacks of any active NFL player, and he is the only player in NFL history with 150 sacks and 10 or more interceptions.

Three of the top four sack artists in NFL history played for the Panthers at some point.

**NFL CAREER SACK LEADERS**

Player	Sacks	Seasons
Bruce Smith	200.0	1985-2003
Reggie White	198.0	1985-2000
Kevin Greene	160.0	1986-99
<b>Julius Peppers</b>	<b>156.5</b>	<b>2002-present</b>



Three of the top four sack artists in NFL history played for the Panthers at one point in their career.

**PEPPERING THE QUARTERBACK**

Julius Peppers had three pass deflections against Tampa Bay in Week 9, tying Carlos Dunlap for the most by a defensive end in a single game this year.

For his career, Peppers has been credited with 65 career pass deflections.

Since that stat has been tracked since 2000, Peppers leads all defensive ends in pass deflections and ranks second among all defensive linemen, trailing Kevin Williams (73).

Peppers has 47 pass deflections as a Panther, which ranks sixth in franchise history among all positions.

**KNOCK IT LOOSE**

Julius Peppers is Carolina's all-time leader in forced fumbles (33), and has two in the last two games in 2018. In his career, he has 51 forced fumbles, good for second in the NFL since 2000. Peppers needs two forced fumbles to pass Robert Mathis (52) for most forced fumbles since 2000.

**NFL LEADERS, FORCED FUMBLES, SINCE 2000**

Player	FF	Seasons
Robert Mathis	52	2003-16
<b>Julius Peppers</b>	<b>51</b>	<b>2002-pres</b>
John Abraham	48	2000-14
Dwight Freeney	47	2002-17

**PANTHERS CAREER LEADERS, FORCED FUMBLES**

Player	FF	Seasons
<b>Julius Peppers</b>	<b>33</b>	<b>2002-09; 2017-pres.</b>
Charles Johnson	20	2007-17
<b>Thomas Davis</b>	<b>16</b>	<b>2005-pres.</b>
Mike Minter	16	1997-2006
Mike Rucker	14	1999-2007

**LONGEVITY**

Julius Peppers is the longest tenured and oldest active defensive player in the NFL, tallying 257 career games played in the regular season and another 18 career playoff games. He has also played in 167 consecutive games, one behind Brandon Carr for the most by any active defensive player.

Peppers is moving up the all-time charts for career games played by a defensive player (regular season). He ranks sixth among all-time defenders, trailing Junior Seau by 11 games. Jim Marshall holds the record for most career games by a defensive end with 282.

**NFL CAREER LEADERS / GAMES PLAYED / DEFENDERS**

Player	GP	Seasons
Darrell Green	295	1983-2002
Jim Marshall	282	1960-1979
Bruce Smith	279	1985-2003
Clay Matthews Jr.	278	1978-1996
Junior Seau	268	1990-2009
<b>Julius Peppers</b>	<b>258</b>	<b>2002-pres.</b>



**SUPER CONSISTENT SUPER MARIO**

Defensive end Mario Addison set new career bests in 2017, finishing tied for the team lead in sacks with 11, tying for 11th overall in the NFL.



Addison has recorded 26.5 sacks over his last 31 games, dating back to a 2016 game at the Los Angeles Rams (11/6/16). He is third in the NFL in sacks over that span.

**NFL SACK LEADERS / SINCE NOV. 6, 2016**

Player	Sacks
Chandler Jones, Ariz.	29.5
Danielle Hunter, Minn.	27.0
<b>Mario Addison, Car.</b>	<b>26.5</b>
Aaron Donald, LA-R	26.0
Calais Campbell, Jac.	25.5

Addison started as an undrafted free agent out of Troy, signing with the Chicago Bears in 2011 and landing on the Panthers in 2012.

He has 44.0 career sacks which ranks third in the NFL among active players that were undrafted free agents. Addison now ranks fourth in franchise history in sacks.

**NFL SACK LEADERS / ACTIVE / UNDRAFTED**

Player	Seasons	Career Sacks
Cameron Wake, Mia.	10	93.0
Michael Bennett, Phi.	10	57.0
<b>Mario Addison, Car.</b>	<b>8</b>	<b>44.0</b>

**NOT SHOWING ANY LOVE**

Defensive tackle Kyle Love has made several big plays in the last two games. He had a forced fumble and fumble recovery at Philadelphia, including recovering the ball on the game-sealing play. Against Baltimore, he had a tackle for loss with a jarring hit that forced another fumble.

Love ranks second in the NFL among interior defensive linemen with his two forced fumbles this season. According to coaches stats, he has nine quarterback pressures, the most on the team.

**SHORT STANDS TALL AMONG SACK LEADERS**

Defensive tackle Kawann Short led all Panthers defensive linemen with 53 tackles in 2017, accumulating 7.5 sacks. He also registered 29 QB pressures, second on the team, and had two forced fumbles and one fumble recovery.

Short tied for second in the NFL in forced fumbles among defensive tackles in 2017, and he was third among defensive tackles in sacks.



Since the start of 2015, Short has 26.5 sacks, third in the NFL by a defensive tackle over the past four seasons.

**NFL DEFENSIVE TACKLE SACK LEADERS / 2015-18**

Team	Sacks
Aaron Donald, L.A.-R	40.5
Geno Atkins, Cin.	36.0
<b>Kawann Short, Car.</b>	<b>26.5</b>
Gerald McCoy, T.B.	23.0

**OBADA MAKES MOST OF FIRST GAME**

Defensive end Efe Obada made the most of his first career game in the NFL in Week 3 against Cincinnati. Obada earned NFC Defensive Player of the Week honors after he registered an interception, a sack, two quarterback hurries and a pass deflection in just 19 total snaps. He was part of a defense that recorded four interceptions and limited the Bengals to just 66 rushing yards.

In August, Obada became the first player from the NFL International Pathway Program to make an active roster. Last Sunday, he was the first such player to see game action and record any statistics.

Obada came to America from London in 2015 when he signed to the Dallas Cowboys practice squad despite only playing organized American football for just five games previously with the London Warriors. He was assigned to the Panthers practice squad in 2017 as a practice squad exemption as part of the Pathway Program.

**ADAMS KEEPS TAKING IT AWAY**

Safety Mike Adams joined the Panthers as a free agent before the 2017 season and had two interceptions last year to go with two fumble recoveries, one forced fumble and 75 total tackles.

Adams has 17 interceptions over the last five seasons, third-most in the NFL in that span, despite entering his 15th season in 2018.

**NFL INDIVIDUAL LEADERS, INTERCEPTIONS, 2014-2018**

Player	Interceptions
Marcus Peters, LA-R	20
Reggie Nelson, Oak.	19
<b>Mike Adams, Car.</b>	<b>17</b>
Brent Grimes, T.B.	16
Glover Quin, Det.	16

Adams has had a prolific career in recording takeaways, both by interception and fumble recovery. Over his career, Adams has tallied 46 takeaways (30 interceptions, 16 fumble recoveries). That mark leads all active defensive players.

**NFL LEADERS, TOTAL TAKEAWAYS, ALL-TIME, ACTIVE PLAYERS**

Player	INTs	FRs	Total Takeaways
<b>Mike Adams, Car.</b>	<b>30</b>	<b>16</b>	<b>46</b>
Reggie Nelson, Oak.	37	7	44
Tramon Williams, G.B.	32	8	40

Adams and teammate Julius Peppers (20) rank first and second in career fumble recoveries among active players.

**SHUTTING DOWN TOP RECEIVERS**

Cornerbacks James Bradberry and Donte Jackson have taken on some of the top receivers in the game in one-on-one matchups this season and performed admirably.

Name	vs. Carolina	Season Avg.
	Rec/Yds/TDs	Rec/Yds/TDs
Julio Jones, Atl.	5/64/0	7.5/116.6/0.1
A.J. Green, Cin.	5/58/0	5.6/85.9/0.8
John Brown, Balt.	3/28/0	3.8/66.8/0.4
DeSean Jackson, T.B.	2/32/0	3.5/78.3/0.5
Mike Evans, T.B.	1/16/0	5.9/98.3/0.5

**JACKSON PICKS THREE**

Rookie cornerback Donte Jackson secured two interceptions against the Bengals, including one in the fourth quarter that helped seal the team's victory. Jackson also added eight tackles (coaches film) to his stat line.

Jackson is now tied for the NFL lead with four interceptions on the season. The Panthers record for interceptions by a rookie is six by Chris Gamble in 2004.

He has allowed an opponent passer rating of 68.1, according to Pro Football Focus, second-best among all rookie cornerbacks.

**NFL LEADERS / OPPONENT PASSER RATING / ROOKIE CBs / PFF**

Player	RTG	INT	Snaps/Rec Allowed
Minkah Fitzpatrick, Mia.	50.3	1	15.0
<b>Donte Jackson, Car.</b>	<b>68.1</b>	<b>4</b>	<b>10.5</b>
Denzel Ward, Cle.	73.3	3	11.1





### GRANO MOVES UP PANTHERS SCORING LIST

Kicker Graham Gano had 121 points in 2017, his fifth consecutive season with at least 100 points scored. He converted 29-of-30 field goal attempts with his only miss coming from 55 yards.

Gano has 703 points in his Panthers career (2012-present), the second-most in franchise history. John Kasay (1,482 from 1995-2010) is the franchise's all-time leader.

#### CAROLINA PANTHERS CAREER LEADERS, POINTS SCORED

Player	Points	Seasons
John Kasay, K	1,482	1995-2010
<b>Graham Gano, K</b>	<b>709</b>	<b>2012-18</b>
Steve Smith, WR	454	2001-13
<b>Cam Newton, QB</b>	<b>352</b>	<b>2011-18</b>

Gano ranks second in franchise history with an all-time field goal percentage of 85.7. His 2017 season of 96.7 percent (29-30) led the NFL and set the franchise single-season record.

#### FG% LEADERS / PANTHERS / ALL-TIME (min. 10 attempts)

Player	FG-FGA	Pct.
Joe Nedney, 2000	26-28	92.9
<b>Graham Gano, 2012-18</b>	<b>175-203</b>	<b>85.7</b>
John Kasay, 1995-10	351-424	82.8

### PALARDY SETS PUNTING RECORD

Punter Michael Palardy finished the 2017 season with a franchise record for net punting average at 42.4, a mark that ranked sixth in the league.

Palardy uncorked a career-long 63-yard punt at the New York Jets (11/27/17).



This season, Palardy has a net average of 41.0 with a gross of 46.1. He has landed 16 punts inside the 20-yard line with three touchbacks. Palardy ranks fifth in the NFL with an inside the 20 percentage of 50.00.

According to Pro Football Focus, Palardy leads the NFL with a punter grade of 81.7.

### SPECIAL PLAYS BY SPECIAL TEAMS

The Panthers special teams have held opponents to an average starting field position of 25.5, ranking fifth in the NFL.

The unit recovered a muffed punt for a touchdown by Colin Jones in the second quarter of Week 5 against the New York Giants.



### FIELD GOAL STREAK

**GRAHAM GRANO - 28**

**JOSH LAMBO - 23**

**MATT BRYANT - 17**

\*GRANO'S STREAK IS LONGEST ACTIVE STREAK IN THE NFL





## CAROLINA ON MY MIND

The Carolina Panthers active roster and coaching staff has a distinctive local feel. Three coaches and five players either hail from North Carolina or South Carolina or played collegiately in the Carolinas.

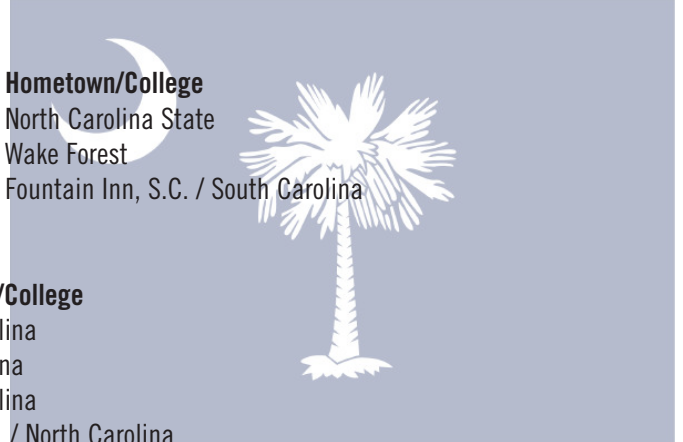
### Coaches with ties to the Carolinas (3)

Coach	Position
Jerricho Cotchery	Assistant Wide Receivers
Joe Kenn	Strength and Conditioning
Travelle Wharton	Assistant Offensive Line

Hometown/College
North Carolina State
Wake Forest
Fountain Inn, S.C. / South Carolina

### Players with ties to the Carolinas (5)

Player	Position	Hometown/College
Damiere Byrd	Wide Receiver	South Carolina
Josh Hawkins	Cornerback	East Carolina
Captain Munnerlyn	Cornerback	South Carolina
Julius Peppers	Defensive End	Bailey, N.C. / North Carolina
Andre Smith	Linebacker	North Carolina



## ROSTER RUNDOWN

Here's a look at Carolina's roster breakdown.

Rookies and first-year players	9
Players with three years or less NFL experience	23
Players age 30 or older	14
Players drafted by Carolina	25
Average age	29

### Other roster notables

Original Draftees	28-Armah, Artis-Payne, Bradberry, Butler, Carter Jr., Davis, Elder, Funchess, Gauden, Haynes, Jackson, R. Kalil, Kuechly, Mayo, McCaffrey, Moore, Moton, Munnerlyn, Newton, Peppers, Samuel, Short, Silatolu, Smith, Thomas, Thompson, Turner, Williams
Oldest Player on roster	Julius Peppers - 38 years old (1/18/80)
Youngest Player on roster	Andre Smith - 21 years old (4/20/97)
Most experience	17 seasons, Julius Peppers
Tallest player(s) on roster	Julius Peppers - 6'7"
Shortest player(s) on roster	Captain Munnerlyn - 5'9"
The college that is represented the most:	Maryland/LSU - 3 players
Players not from FBS schools	6-Mike Adams (Delaware), Alex Armah (West Georgia), James Bradberry (Samford), Chris Manhertz (Canisius), Amini Silatolu (Midwestern State), Greg Van Roten (Penn)



# CAROLINA PANTHERS 2018 TRANSACTIONS



2-Jan	CB	Lorenzo Doss	Reserve/Future signing	25-Jul	DE	Bryan Cox Jr.	Placed on physically unable to perform list (ankle)
8-Jan	DE	Efe Obada	Reserve/Future signing				
8-Jan	WR	Jamaal Jones	Reserve/Future signing	25-Jul	WR	Fred Ross	Placed on physically unable to perform list (hip)
8-Jan	G	Dorian Johnson	Reserve/Future signing				
8-Jan	WR	Austin Duke	Reserve/Future signing	1-Aug	DE	Bryan Cox Jr.	Passed physical
8-Jan	LB	Richie Brown	Reserve/Future signing	1-Aug	WR	Curtis Samuel	Passed physical
8-Jan	TE	Evan Baylis	Reserve/Future signing	1-Aug	CB	Ross Cockrell	Placed on injured reserve (leg)
8-Jan	WR	Rasheed Bailey	Reserve/Future signing	1-Aug	T	Adam Bisnowaty	Claimed off waivers (DET)
8-Jan	S	Damian Parms	Reserve/Future signing	5-Aug	DE	Julius Peppers	Passed physical
8-Jan	TE	Kent Taylor	Reserve/Future signing	7-Aug	WR	Fred Ross	Passed physical
8-Jan	S	Dezmen Southward	Reserve/Future signing	7-Aug	DT	Ashaad Mabry	Waived
8-Jan	CB	Zack Sanchez	Reserve/Future signing	7-Aug	DE	Sterling Bailey	Free agent signing
29-Jan	G	Greg Van Roten	Extension signing	12-Aug	DB	Alex Carter	Free agent signing
26-Feb	TE	John Theus	Waived	12-Aug	S	Damian Parms	Injured reserve
26-Feb	S	Kurt Coleman	Released	15-Aug	DE	Karter Schult	Waived
26-Feb	DE	Charles Johnson	Released	15-Aug	DE	Kiante Anderson	Free agent signing
28-Feb	RB	Jonathan Stewart	Released	19-Aug	TE	Jason Reese	Free Agent signing
6-Mar	K	Graham Gano	Extension signing	19-Aug	WR	Fred Ross	Waived with injury designation
7-Mar	CB	Teddy Williams	Released	20-Aug	WR	Fred Ross	Cleared waivers and placed on injured reserve
9-Mar	DT	Drew Iddings	Extension signing	21-Aug	G	Kyle Bosch	Waived
14-Mar	DE	Julius Peppers	Extension signing	31-Aug	TE	Chris Manhertz	Passed physical
14-Mar	CB	Daryl Worley	Traded to Philadelphia in exchange for WR Torrey Smith	1-Sep	RB	Kenjon Barner	Released
				1-Sep	WR	Rasheed Bailey	Waived
14-Mar	WR	Torrey Smith	Acquired in a trade with Philadelphia in exchange for CB Daryl Worley	1-Sep	DE	Sterling Bailey	Waived
				1-Sep	TE	Evan Baylis	Waived
16-Mar	DT	Dontari Poe	Unrestricted free agent signing (Atlanta)	1-Sep	T	Adam Bisnowaty	Waived
16-Mar	TE	Zach Banner	Claimed off waivers (Cleveland)	1-Sep	LB	Richie Brown	Waived
20-Mar	WR	Jarius Wright	Free agent signing	1-Sep	DB	Alex Carter	Waived
23-Mar	T	Jeremiah Sirles	Free agent signing	1-Sep	T	Blaine Clausell	Waived
23-Mar	CB	Ross Cockrell	Unrestricted free agent signing (New York Giants)	1-Sep	S	Demetrious Cox	Waived
				1-Sep	T	Quinterrius Eatmon	Waived
23-Mar	S	Da'Norris Searcy	Free agent signing	1-Sep	LB	Chris Frey	Waived
26-Mar	T	Amini Silatolu	Free agent signing	1-Sep	CB	LaDarius Gunter	Waived
26-Mar	CB	LaDarius Gunter	Free agent signing	1-Sep	WR	Bug Howard	Waived
16-Apr	QB	Taylor Heinicke	Claimed off waivers (Houston)	1-Sep	T	Norman Price	Waived
26-Apr	TE	Greg Olsen	Extension signing	1-Sep	TE	Jason Reese	Waived
26-Apr	WR	DJ Moore	Drafted (1)	1-Sep	TE	Cam Serigne	Waived
27-Apr	CB	Donte Jackson	Drafted (2)	1-Sep	DT	Tracy Sprinkle	Waived
27-Apr	S	Rashaan Golden	Drafted (3)	1-Sep	T	Corey Robinson	Acquired in a trade with Philadelphia in exchange for an undisclosed 2020 draft pick
28-Apr	TE	Ian Thomas	Drafted (4a)				
28-Apr	DE	Michael Haynes	Drafted (4b)	1-Sep	DE	Zach Moore	Released
28-Apr	LB	Jermaine Carter Jr.	Drafted (5)	1-Sep	S	Dezmen Southward	Released
28-Apr	LB	Andre Smith	Drafted (7a)	1-Sep	QB	Kyle Allen	Waived
28-Apr	DT	Kendrick Norton	Drafted (7b)	1-Sep	DE	Kiante Anderson	Waived
1-May	TE	Kent Taylor	Waived	1-Sep	RB	Reggie Bonnafon	Waived
1-May	T	Korren Kirven	Free agent signing	1-Sep	CB	Lorenzo Doss	Waived
7-May	RB	CJ Anderson	Free agent signing	1-Sep	WR	Austin Duke	Waived
8-May	RB	Elijah Hood	Claimed off waivers (OAK)	1-Sep	WR	Mose Frazier	Waived
10-May	RB	Fozzy Whittaker	Placed on injured reserve (knee)	1-Sep	C	Kyle Friend	Waived
11-May	RB	Kenjon Barner	Free agent signing	1-Sep	QB	Garrett Gilbert	Waived
11-May	DT	Tracy Sprinkle	Free agent signing	1-Sep	DE	Daeshon Hall	Waived
11-May	LB	Chris Frey	Free agent signing	1-Sep	G	Taylor Hearn	Waived
11-May	RB	Reggie Bonnafon	Free agent signing	1-Sep	G	Dorian Johnson	Waived
11-May	QB	Kyle Allen	Free agent signing	1-Sep	WR	Jamaal Jones	Waived
11-May	G	Brendan Mahon	Free agent signing	1-Sep	CB	Cole Luke	Waived
11-May	G	Taylor Hearn	Free agent signing	1-Sep	DT	Kendrick Norton	Waived
11-May	G	Kyle Bosch	Free agent signing	1-Sep	TE	Jason Vander Laan	Waived
14-May	WR	Russell Shepard	Released	1-Sep	RB	Elijah Hood	Placed on injured reserve (knee)
14-May	CB	Zack Sanchez	Waived with injury settlement	1-Sep	CB	Kevon Seymour	Placed on injured reserve (shoulder)
14-May	DE	Karter Schult	Free agent signing	1-Sep	T	Jeremiah Sirles	Placed on injured reserve (hamstring)
14-May	CB	Kyle Friend	Free agent signing	2-Sep	RB	Reggie Bonnafon	Practice squad signing
14-May	G	Quinterrius Eatmon	Free agent signing	2-Sep	QB	Kyle Allen	Practice squad signing
14-May	WR	Bug Howard	Free agent signing	2-Sep	WR	Mose Frazier	Practice squad signing
21-May	T	Korren Kirven	Waived	2-Sep	DT	Kendrick Norton	Practice squad signing
21-May	TE	Jason Vander Laan	Free agent signing	2-Sep	DE	Kiante Anderson	Practice squad signing
21-May	DT	Ashaad Mabry	Free agent signing	2-Sep	CB	Cole Luke	Practice squad signing
31-May	T	Zach Banner	Waived	2-Sep	S	Dezmen Southward	Practice squad signing
4-Jun	G	Norman Price	Free agent signing	2-Sep	G	Taylor Hearn	Practice squad signing
25-Jul	DT	Drew Iddings	Waived	2-Sep	TE	Jason Vander Laan	Practice squad signing
25-Jul	TE	Cam Serigne	Free agent signing	2-Sep	G	Dorian Johnson	Practice squad signing
25-Jul	WR	Curtis Samuel	Placed on non-football injury list (ankle)	3-Sep	T	Matt Kalil	Placed on injured reserve (knee)
25-Jul	DE	Julius Peppers	Placed on physically unable to perform list (shoulder)	3-Sep	CB	Lorenzo Doss	Free agent signing
				4-Sep	CB	Josh Hawkins	Practice squad signing
25-Jul	TE	Chris Manhertz	Placed on physically unable to perform list (foot)	4-Sep	DE	Kiante Anderson	Practice squad injured



## CAROLINA PANTHERS 2018 TRANSACTIONS (cont.)



4-Sep	CB	Josh Hawkins	Practice squad signing
6-Sep	DT	Kendrick Norton	Released from practice squad
6-Sep	QB	Connor Cook	Practice squad signing
6-Sep	T	Jeremiah Sirles	Released/injury settlement
10-Sep	DE	Kiante Anderson	Released/injury settlement
10-Sep	QB	Josh Allen	Released from practice squad
10-Sep	DT	Kendrick Norton	Practice squad signing
11-Sep	S	Dezmen Southward	Released from practice squad
11-Sep	WR	DeAndrew White	Practice squad signing
12-Sep	T	Daryl Williams	Placed on injured reserve (knee)
12-Sep	T	Chris Clark	Free agent signing
21-Sep	S	Da'Norris Searcy	Placed on injured reserve (concussion)
22-Sep	CB	Josh Hawkins	Signed to active roster from practice squad
24-Sep	S	Dezmen Southward	Practice squad signing
25-Sep	T	Marshall Newhouse	Acquired in a trade with Buffalo in exchange for an undisclosed future draft choice
25-Sep	T	Corey Robinson	Waived
26-Sep	WR	Fred Ross	Waived from injured reserve
27-Sep	S	Eric Reid	Free agent signing
27-Sep	CB	Lorenzo Doss	Waived
1-Oct	CB	Lorenzo Doss	Practice squad signing
1-Oct	WR	DeAndrew White	Released from practice squad
8-Oct	LB	Thomas Davis	Returned from suspension
8-Oct	LB	Thomas Davis	Roster Exemption
9-Oct	QB	Connor Cook	Released from practice squad
9-Oct	LB	Brandon Chubb	Practice squad signing
12-Oct	LB	Thomas Davis	Activated from roster exemption
12-Oct	LB	Jared Norris	Placed on injured reserve (toe)
30-Oct	S	Dezmen Southward	Released from practice squad
30-Oct	QB	Kyle Allen	Practice squad signing



## CAROLINA PANTHERS 2018 UNOFFICIAL DEPTH CHART

<b>OFFENSE</b>			
<b>WR</b>	17 Devin Funchess	13 Jarius Wright	18 Damiere Byrd
<b>LT</b>	74 Chris Clark	71 Marshall Newhouse	
<b>LG</b>	73 Greg Van Roten	65 Amini Silatolu	<u>63 Brendan Mahon</u>
<b>C</b>	67 Ryan Kalil	69 Tyler Larsen	
<b>RG</b>	70 Trai Turner	65 Amini Silatolu	
<b>RT</b>	72 Taylor Moton	71 Marshall Newhouse	
<b>TE</b>	88 Greg Olsen	82 Chris Manhertz	<u>80 Ian Thomas</u>
<b>WR</b>	11 Torrey Smith	<u>12 DJ Moore</u>	10 Curtis Samuel
<b>QB</b>	1 Cam Newton	6 Taylor Heinicke	
<b>FB</b>	40 Alex Armah		
<b>RB</b>	22 Christian McCaffrey	20 CJ Anderson	34 Cameron Artis-Payne

<b>DEFENSE</b>			
<b>DE</b>	97 Mario Addison	94 Efe Obada	<u>98 Marquis Haynes</u>
<b>DT</b>	99 Kawann Short	93 Kyle Love	
<b>DT</b>	95 Dontari Poe	92 Vernon Butler	
<b>DE</b>	90 Julius Peppers	96 Wes Horton	91 Bryan Cox Jr.
<b>SLB</b>	54 Shaq Thompson	<u>56 Jermaine Carter Jr.</u>	<u>57 Andre Smith</u>
<b>MLB</b>	59 Luke Kuechly	55 David Mayo	
<b>WLB</b>	58 Thomas Davis	53 Ben Jacobs	
<b>LCB</b>	24 James Bradberry	41 Captain Munnerlyn	
<b>RCB</b>	<u>26 Donte Jackson</u>	35 Corn Elder	23 Josh Hawkins
<b>SS</b>	25 Eric Reid	42 Colin Jones	
<b>FS</b>	29 Mike Adams	<u>28 Rashaan Gaulden</u>	

### SPECIAL TEAMS

<b>PK</b>	9 Graham Gano			
<b>P</b>	5 Michael Palardy			
<b>KO</b>	9 Graham Gano			
<b>H</b>	5 Michael Palardy			
<b>PR</b>	18 Damiere Byrd	<u>12 DJ Moore</u>	22 Christian McCaffrey	<u>26 Donte Jackson</u>
<b>KOR</b>	18 Damiere Byrd	<u>12 DJ Moore</u>	22 Christian McCaffrey	10 Curtis Samuel
<b>LS</b>	44 J.J. Jansen			

ROOKIES Underlined

## PANTHERS COACHING STAFF

Ron Rivera (head coach); Norv Turner (offensive coordinator); Eric Washington (defensive coordinator); Chase Blackburn (special teams coordinator); Jericho Cotchery (assistant wide receivers); Heath Farwell (assistant special teams); Pete Hoener (tight ends); Brady Hoke (defensive line); Jeff Imamura (assistant secondary/cornerbacks); Joe Kenn (strength and conditioning); John Matsko (running game coordinator); Sam Mills III (assistant defensive line); Vincent Rivera (defensive quality control); Richard Rodgers (secondary); Steve Russ (linebackers); Jim Skipper (running backs); Lance Taylor (wide receivers); Drew Terrell (offensive quality control); Scott Turner (quarterbacks); Travelle Wharton (assistant offensive line).

## PANTHERS PRONUNCIATION

DAMIERE Byrd .....	duh-MEER	Amini SILATOLU.....	sill-uh-TOE-lou
Devin FUNCHESS.....	FUN-chess	TRAI Turner .....	Trey
Graham GANO .....	guh-KNOW	Greg Van ROTEN.....	ROAT-en
Rashaan GAULDEN.....	GAWL-den	JARIUS Wright .....	JAIR-ee-iss
Luke KUECHLY.....	KEEK-lee		
Brendan MAHON.....	MANN		
EFE OBADA.....	EF-ay OH-bahdah		
Michael PALARDY .....	pah-LAR-dee		
KAWANN Short.....	KAY-won		



# CAROLINA PANTHERS ALPHABETICAL ROSTER



No	Name	Pos	Ht	Wt	DOB	Age	Exp	College	Hometown	How Acq	GP/GS/DNP/INA
29	Adams, Mike	S	5-11	205	03/24/81	37	15	Delaware	Wayne, N.J.	UFA '17 (IND)	8/8/0/0
97	Addison, Mario	DE	6-3	260	09/06/87	31	8	Troy	Tarrant, Ala.	FA '12	8/8/0/0
20	Anderson, CJ	RB	5-8	225	02/10/91	27	6	California	Vallejo, Calif.	FA '18	8/1/0/0
40	Armah, Alex	FB	6-2	255	05/17/94	24	2	West Georgia	Lawrenceville, Ga.	D6 '17	8/1/0/0
34	Artis-Payne, Cameron	RB	5-10	215	06/23/90	28	4	Auburn	Harrisburg, Pa.	D5b '15	2/0/0/6
24	Bradberry, James	CB	6-1	212	08/04/93	25	3	Samford	Pleasant Grove, Ala.	D2 '16	8/8/0/0
92	Butler, Vernon	DT	6-4	330	06/14/94	24	3	Louisiana Tech	Summit, Miss.	D1 '16	8/0/0/0
18	Byrd, Damiere	WR	5-9	180	01/27/93	25	3	South Carolina	Sicklerville, N.J.	FA '15	5/0/0/3
56	Carter Jr, Jermaine	LB	6-1	225	01/14/95	23	R	Maryland	Rockville, Md.	D5 '18	8/0/0/0
74	Clark, Chris	T	6-5	305	10/01/85	33	9	Southern Mississippi	New Orleans, La.	FA '18	7/7/0/0
91	Cox Jr., Bryan	DE	6-3	270	06/25/94	24	2	Florida	Ft. Lauderdale, Fla.	FA '17	4/0/0/4
58	Davis, Thomas	LB	6-1	235	03/22/83	35	14	Georgia	Shellman, Ga.	D1 '05	4/4/0/0
35	Elder, Corn	CB	5-10	185	10/09/94	24	2	Miami	Nashville, Tenn.	D5 '17	5/0/0/3
17	Funchess, Devin	WR	6-4	225	05/21/94	24	4	Michigan	Farmington, Mich.	D2 '15	8/8/0/0
9	Gano, Graham	K	6-2	202	04/09/87	31	9	Florida State	Cantonment, Fla.	FA '12	8/0/0/0
28	Gaulden, Rashaan	S	6-1	200	01/23/95	23	R	Tennessee	Spring Hill, Tenn.	D3 '18	7/0/0/1
23	Hawkins, Josh	CB	5-10	190	01/23/93	25	3	East Carolina	Winston-Salem, N.C.	FA '18	5/0/0/1
98	Haynes, Marquis	DE	6-2	235	12/16/93	24	R	Mississippi	Jacksonville, Fla.	D4b '18	1/0/0/7
6	Heinicke, Taylor	QB	6-1	210	03/15/93	25	3	Old Dominion	Lawrenceville, Ga.	FA '18	1/0/7/0
96	Horton, Wes	DE	6-5	265	12/17/89	28	6	Southern California	Sherman Oaks, Calif.	FA '16	8/3/0/0
26	Jackson, Donte	CB	5-10	180	11/08/95	22	R	Louisiana State	Metairie, La.	D2 '18	8/8/0/0
53	Jacobs, Ben	LB	6-4	240	04/17/88	30	4	Fresno State	Las Vegas, Nev.	FA '16	8/0/0/0
44	Jansen, JJ	LS	6-2	235	01/20/86	32	11	Notre Dame	Phoenix, Ariz.	TR '09 (GB)	8/0/0/0
42	Jones, Colin	S	6-0	205	10/27/87	31	8	Texas Christian	Bridgeport, Texas	TR '12 (SF)	8/1/0/0
67	Kalil, Ryan	C	6-2	300	03/29/85	33	12	Southern California	Corona, Calif.	D2b '07	8/8/0/0
59	Kuechly, Luke	LB	6-3	238	04/20/91	27	7	Boston College	Cincinnati, Ohio	D1 '12	8/8/0/0
69	Larsen, Tyler	C	6-4	325	07/08/91	27	3	Utah State	Sandy, Utah	FA '16	8/2/0/0
93	Love, Kyle	DT	6-1	310	11/18/86	31	7	Mississippi State	College Park, Ga.	FA '16	8/0/0/0
63	Mahon, Brendan	G	6-4	320	01/17/95	23	R	Penn State	Randolph, N.J.	FA '18	2/0/0/6
82	Manhertz, Chris	TE	6-6	255	04/10/92	26	3	Canisius	New York, N.Y.	WV '16 (NO)	8/1/0/0
55	Mayo, David	LB	6-2	245	08/08/93	25	4	Texas State	Scappoose, Ore	D5a '15	8/3/0/0
22	McCaffrey, Christian	RB	5-11	205	06/07/96	22	2	Stanford	Highlands Ranch, Colo.	D1 '17	8/8/0/0
12	Moore, DJ	WR	6-0	210	04/14/97	21	R	Maryland	Philadelphia, Pa.	D1 '18	8/2/0/0
72	Moton, Taylor	T	6-5	325	03/18/94	24	2	Western Michigan	Okemos, Mich.	D2b '17	8/8/0/0
41	Munnerlyn, Captain	CB	5-9	195	04/10/88	30	10	South Carolina	Mobile, Ala.	UFA '17 (MIN)	8/2/0/0
71	Newhouse, Marshall	T	6-4	330	09/29/88	30	9	Texas Christian	Dallas, Texas	TR '18 (BUF)	3/0/2/0
1	Newton, Cam	QB	6-5	245	05/11/89	29	8	Auburn	College Park, Ga.	D1 '11	8/8/0/0
94	Obada, Efe	DE	6-6	265	04/13/92	26	1	none	London, England	FA '17	6/0/0/2
88	Olsen, Greg	TE	6-5	255	03/11/85	33	12	Miami (Fla.)	Wayne, N.J.	TR '11 (CHI)	5/5/0/3
5	Palardy, Michael	P	5-11	200	07/06/92	26	3	Tennessee	Fort Lauderdale, Fla.	FA '16	8/0/0/0
90	Peppers, Julius	DE	6-7	295	01/18/80	38	17	North Carolina	Bailey, N.C.	UFA '17 (GB)	8/5/0/0
95	Poe, Dontari	DT	6-3	346	08/18/90	28	7	Memphis	Memphis, Tenn.	UFA '18 (ATL)	8/8/0/0
25	Reid, Eric	S	6-1	215	12/10/91	26	6	Louisiana State	Geismar, La.	FA '18	5/5/0/0
10	Samuel, Curtis	WR	5-11	195	08/11/96	22	2	Ohio State	Brooklyn, N.Y.	D2a '17	5/2/0/3
99	Short, Kawann	DT	6-3	315	02/02/89	29	6	Purdue	East Chicago, Ind.	D2 '13	8/8/0/0
65	Silatolu, Amini	T	6-4	305	09/16/88	30	6	Midwestern State	Tracy, Calif.	FA '17	5/0/0/3
57	Smith, Andre	LB	6-0	240	04/20/97	21	R	North Carolina	Jacksonville, Fla.	D7a '18	1/0/0/7
11	Smith, Torrey	WR	6-0	205	01/26/89	29	8	Maryland	Falmouth, Va.	TR '18 (PHI)	6/5/0/2
80	Thomas, Ian	TE	6-4	260	06/06/96	22	R	Indiana	Baltimore, Md.	D4a '18	8/3/0/0
54	Thompson, Shaq	LB	6-0	230	04/21/94	24	4	Washington	Sacramento, Calif.	D1 '15	8/7/0/0
70	Turner, Trai	G	6-3	315	06/14/93	25	5	Louisiana State	New Orleans, La.	D3 '14	6/6/0/2
73	Van Roten, Greg	G	6-3	305	02/26/90	28	4	Pennsylvania	Mineola, N.Y.	FA '17	8/8/0/0
13	Wright, Jarius	WR	5-10	191	11/25/89	28	7	Arkansas	Warren, Ark.	FA '18	8/5/0/0

## Practice Squad (10)

7	Allen, Kyle	QB	6-3	210	03/08/96	22	R	Houston	Scottsdale, Ariz.	FA '18	0/0/0/0
39	Bonnaafon, Reggie	RB	6-0	215	01/04/96	22	R	Louisville	Louisville, Ky.	FA '18	0/0/0/0
50	Chubb, Brandon	LB	6-1	245	10/21/93	25	2	Wake Forest	Marietta, Ga.	FA '18	0/0/0/0
31	Doss, Lorenzo	CB	5-11	185	04/22/94	24	4	Tulane	New Orleans, La.	FA '18	1/0/0/2
14	Frazier, Mose	WR	5-11	190	08/30/93	25	1	Memphis	Memphis, Tenn.	FA '17	0/0/0/0
62	Hearn, Taylor	G	6-4	315	01/11/96	22	R	Clemson	Willston, S.C.	FA '18	0/0/0/0
64	Johnson, Dorian	G	6-5	305	10/21/94	24	1	Pittsburgh	Belle Vernon, Pa.	FA '17	0/0/0/0
32	Luke, Cole	S	5-11	200	06/30/95	23	2	Notre Dame	Chandler, Ariz.	FA '17	0/0/0/0
74	Norton, Kendrick	DT	6-3	315	06/07/97	21	R	Miami (Fla.)	Jacksonville, Fla.	D7b '18	0/0/0/0
84	Vander Laan, Jason	TE	6-3	245	09/22/92	26	1	Ferris State	Frankfort, Ill.	FA '18	0/0/0/0

## Reserve / Injured (9)

47	Cockrell, Ross	CB	6-0	190	08/06/91	27	5	Duke	Charlotte, N.C.	UFA '18 (NYG)	0/0/0/0
30	Hood, Elijah	RB	5-11	230	04/22/96	22	1	North Carolina	Charlotte, N.C.	WV '18 (OAK)	0/0/0/0
75	Kalil, Matt	T	6-7	315	07/06/89	29	7	Southern California	Corona, Calif.	UFA '17 (MIN)	0/0/0/0
52	Norris, Jared	LB	6-1	238	07/19/93	25	3	Utah	Bakersfield, Calif.	FA '16	3/0/0/1
45	Parms, Damian	S	6-2	210	10/28/92	25	1	Florida Atlantic	Miami, Fla.	FA '17	0/0/0/0
21	Searcy, Da'Norris	S	5-11	205	11/16/88	29	8	North Carolina	Decatur, Ga.	FA '18	2/2/0/0
27	Seymour, Kevon	CB	6-0	185	11/30/93	24	3	Southern California	Pasadena, Calif.	TR '17 (BUF)	0/0/0/0
60	Williams, Daryl	T	6-6	330	08/31/92	26	4	Oklahoma	Lake Dallas, Texas	D4 '15	1/1/0/0
43	Whittaker, Fozy	RB	5-10	205	02/02/89	29	6	Texas	Pearland, Texas	FA '14	0/0/0/0

# CAROLINA PANTHERS NUMERICAL ROSTER



No	Name	Pos	Ht	Wt	DOB	Age	Exp	College	Hometown	How Acq	GP/GS/DNP/INA
1	Cam Newton	QB	6-5	245	05/11/89	29	8	Auburn	College Park, Ga.	D1 '11	8/8/0/0
5	Michael Palardy	P	5-11	200	07/06/92	26	3	Tennessee	Fort Lauderdale, Fla.	FA '16	8/0/0/0
6	Taylor Heinicke	QB	6-1	210	03/15/93	25	3	Old Dominion	Lawrenceville, Ga.	FA '18	1/0/7/0
9	Graham Gano	K	6-2	202	04/09/87	31	9	Florida State	Cantonment, Fla.	FA '12	8/0/0/0
10	Curtis Samuel	WR	5-11	195	08/11/96	22	2	Ohio State	Brooklyn, N.Y.	D2a '17	5/2/0/3
11	Torrey Smith	WR	6-0	205	01/26/89	29	8	Maryland	Falmouth, Va.	TR '18 (PHI)	6/5/0/2
12	DJ Moore	WR	6-0	210	04/14/97	21	R	Maryland	Philadelphia, Pa.	D1 '18	8/2/0/0
13	Jarius Wright	WR	5-10	191	11/25/89	28	7	Arkansas	Warren, Ark.	FA '18	8/5/0/0
17	Devin Funchess	WR	6-4	225	05/21/94	24	4	Michigan	Farmington, Mich.	D2 '15	8/8/0/0
18	Damiere Byrd	WR	5-9	180	01/27/93	25	3	South Carolina	Sicklerville, N.J.	FA '15	5/0/0/3
20	CJ Anderson	RB	5-8	225	02/10/91	27	6	California	Vallejo, Calif.	FA '18	8/1/0/0
22	Christian McCaffrey	RB	5-11	205	06/07/96	22	2	Stanford	Highlands Ranch, Colo.	D1 '17	8/8/0/0
23	Josh Hawkins	CB	5-10	190	01/23/93	25	3	East Carolina	Winston-Salem, N.C.	FA '18	5/0/0/1
24	James Bradberry	CB	6-1	212	08/04/93	25	3	Samford	Pleasant Grove, Ala.	D2 '16	8/8/0/0
25	Eric Reid	S	6-1	215	12/10/91	26	6	Louisiana State	Geismar, La.	FA '18	5/5/0/0
26	Donte Jackson	CB	5-10	180	11/08/95	22	R	Louisiana State	Metarie, La.	D2 '18	8/8/0/0
28	Rashaan Gaulden	S	6-1	200	01/23/95	23	R	Tennessee	Spring Hill, Tenn.	D3 '18	7/0/0/1
29	Mike Adams	S	5-11	205	03/24/81	37	15	Delaware	Wayne, N.J.	UFA '17 (IND)	8/8/0/0
34	Cameron Artis-Payne	RB	5-10	215	06/23/90	28	4	Auburn	Harrisburg, Pa.	D5b '15	2/0/0/6
35	Corn Elder	CB	5-10	185	10/09/94	24	2	Miami (Fla.)	Nashville, Tenn.	D5 '17	5/0/0/3
40	Alex Armah	FB	6-2	255	05/17/94	22	2	West Georgia	Lawrenceville, Ga.	D6 '17	8/1/0/0
41	Captain Munnerlyn	CB	5-9	195	04/10/88	30	10	South Carolina	Mobile, Ala.	UFA '17 (MIN)	8/2/0/0
42	Colin Jones	S	6-0	205	10/27/87	31	8	Texas Christian	Bridgeport, Texas	TR '12 (SF)	8/1/0/0
44	JJ Jansen	LS	6-2	235	01/20/86	32	11	Notre Dame	Phoenix, Ariz.	TR '09 (GB)	8/0/0/0
53	Ben Jacobs	LB	6-4	240	04/17/88	30	5	Fresno State	Las Vegas, Nev.	FA '16	8/0/0/0
54	Shaq Thompson	LB	6-0	230	04/21/94	24	4	Washington	Sacramento, Calif.	D1 '15	8/7/0/0
55	David Mayo	LB	6-2	245	08/08/93	25	4	Texas State	Scappoose, Ore.	D5a '15	8/3/0/0
56	Jermaine Carter Jr.	LB	6-1	225	01/14/95	23	R	Maryland	Rockville, Md.	D5 '18	8/0/0/0
57	Andre Smith	LB	6-0	240	04/20/97	21	R	North Carolina	Jacksonville, Fla.	D7a '18	1/0/0/7
58	Thomas Davis	LB	6-1	235	03/22/83	35	14	Georgia	Shellman, Ga.	D1 '05	4/4/0/0
59	Luke Kuechly	LB	6-3	238	04/20/91	27	7	Boston College	Cincinnati, Ohio	D1 '12	8/8/0/0
63	Brendan Mahon	G	6-4	320	01/17/95	23	R	Penn State	Randolph, N.J.	FA '18	2/0/0/6
65	Amini Silatolu	T	6-4	305	09/16/88	30	6	Midwestern State	Tracy, Calif.	FA '17	5/0/0/3
67	Ryan Kalil	C	6-2	300	03/29/85	33	12	Southern California	Corona, Calif.	D2b '07	8/8/0/0
69	Tyler Larsen	C	6-4	325	07/08/91	27	3	Utah State	Sandy, Utah	FA '16	8/2/0/0
70	Trai Turner	G	6-3	315	06/14/93	25	5	Louisiana State	New Orleans, La.	D3 '14	6/6/0/2
71	Marshall Newhouse	T	6-4	330	09/29/88	30	9	Texas Christian	Dallas, Texas	TR '18 (BUF)	3/0/2/0
72	Taylor Moton	T	6-5	325	03/18/94	24	2	Western Michigan	Okemos, Mich.	D2b '17	8/8/0/0
73	Greg Van Roten	G	6-3	305	02/26/90	28	4	Pennsylvania	Mineola, N.Y.	FA '17	8/8/0/0
74	Chris Clark	T	6-5	305	10/01/85	33	9	Southern Mississippi	New Orleans, La.	FA '18	7/7/0/0
80	Ian Thomas	TE	6-4	260	06/06/96	22	R	Indiana	Baltimore, Md.	D4a '18	8/3/0/0
82	Chris Manhertz	TE	6-6	255	04/10/92	26	3	Canisius	New York, N.Y.	WV '16 (NO)	8/1/0/0
88	Greg Olsen	TE	6-5	255	03/11/85	33	12	Miami (Fla.)	Wayne, N.J.	TR '11 (CHI)	5/5/0/3
90	Julius Peppers	DE	6-7	295	01/18/80	38	17	North Carolina	Bailey, N.C.	UFA '17 (GB)	8/5/0/0
91	Bryan Cox Jr.	DE	6-3	270	06/25/94	24	2	Florida	Ft. Lauderdale, Fla.	FA '17	4/0/0/4
92	Vernon Butler	DT	6-4	330	06/14/94	24	3	Louisiana Tech	Summit, Miss.	D1 '16	8/0/0/0
93	Kyle Love	DT	6-1	310	11/18/86	31	7	Mississippi State	College Park, Ga.	FA '16	8/0/0/0
94	Efe Obada	DE	6-6	265	04/13/92	26	1	none	London, England	FA '17	6/0/0/2
95	Dontari Poe	DT	6-3	346	08/18/90	28	7	Memphis	Memphis, Tenn.	UFA '18 (ATL)	8/8/0/0
96	Wes Horton	DE	6-5	265	12/17/89	28	6	Southern California	Sherman Oaks, Calif.	FA '16	8/3/0/0
97	Mario Addison	DE	6-3	260	09/06/87	31	8	Troy	Tarrant, Ala.	FA '12	8/8/0/0
98	Marquis Haynes	DE	6-2	235	12/16/93	24	R	Mississippi	Jacksonville, Fla.	D4b '18	1/0/0/7
99	Kawann Short	DT	6-3	315	02/02/89	29	6	Purdue	East Chicago, Ind.	D2 '13	8/8/0/0

## Practice Squad (10)

7	Kyle Allen	QB	6-3	210	03/08/96	22	R	Houston	Scottsdale, Ariz.	FA '18	0/0/0/0
14	Mose Frazier	WR	5-11	190	08/30/93	25	1	Memphis	Memphis, Tenn.	FA '17	0/0/0/0
31	Lorenzo Doss	CB	5-11	185	04/22/94	24	4	Tulane	New Orleans, La.	FA '18	1/0/0/2
32	Cole Luke	S	5-11	200	06/30/95	23	2	Notre Dame	Chandler, Ariz.	FA '17	0/0/0/0
39	Reggie Bonnafon	RB	6-0	215	01/04/96	22	R	Louisville	Louisville, Ky.	FA '18	0/0/0/0
50	Brandon Chubb	LB	6-1	245	10/21/93	25	2	Wake Forest	Marietta, Ga.	FA '18	0/0/0/0
62	Taylor Hearn	G	6-4	315	01/11/96	22	R	Clemson	Willston, S.C.	FA '18	0/0/0/0
64	Dorian Johnson	G	6-5	305	10/21/94	24	1	Pittsburgh	Belle Vernon, Pa.	FA '17	0/0/0/0
74	Kendrick Norton	DT	6-3	315	06/07/97	21	R	Miami (Fla.)	Jacksonville, Fla.	D7b '18	0/0/0/0
84	Jason Vander Laan	TE	6-4	245	09/22/92	26	1	Ferris State	Frankfort, Ill.	FA '18	0/0/0/0

## Reserve / Injured (9)

21	Da'Norris Searcy	S	5-11	205	11/16/88	29	8	North Carolina	Decatur, Ga.	FA '18	2/2/0/0
27	Kevon Seymour	CB	6-0	185	11/30/93	24	3	Southern California	Pasadena, Calif.	TR '17 (BUF)	0/0/0/0
30	Elijah Hood	RB	5-11	230	04/22/96	22	1	North Carolina	Charlotte, N.C.	WV '18 (OAK)	0/0/0/0
21	Fozzy Whittaker	RB	5-10	205	02/02/89	29	6	Texas	Pearland, Texas	FA '14	0/0/0/0
45	Damian Parms	S	6-2	210	10/28/92	25	1	Florida Atlantic	Miami, Fla.	FA '17	0/0/0/0
47	Ross Cockrell	CB	6-0	190	08/06/91	27	5	Duke	Charlotte, N.C.	UFA '18 (NYG)	0/0/0/0
52	Jared Norris	LB	6-1	238	07/19/93	25	3	Utah	Bakersfield, Calif.	FA '16	3/0/0/1
60	Daryl Williams	T	6-6	330	08/31/92	26	4	Oklahoma	Lake Dallas, Texas	D4 '15	1/1/0/0
75	Matt Kalil	T	6-7	315	07/06/89	29	7	Southern California	Corona, Calif.	UFA '17 (MIN)	0/0/0/0

# CAROLINA PANTHERS BY EXPERIENCE



No	Name	Pos	Ht	Wt	DOB	Age	Exp	College	Hometown	How Acq	GP/GS/DNP/INA
<b>17th Year (1)</b>											
90	Peppers, Julius	DE	6-7	295	01/18/80	38	17	North Carolina	Bailey, N.C.	UFA '17 (GB)	8/5/0/0
<b>15th Year (1)</b>											
29	Adams, Mike	S	5-11	205	03/24/81	37	15	Delaware	Wayne, N.J.	UFA '17 (IND)	8/8/0/0
<b>14th Year (1)</b>											
58	Davis, Thomas	LB	6-1	235	03/22/83	35	14	Georgia	Shellman, Ga.	D1 '05	4/4/0/0
<b>12th Year (2)</b>											
67	Kalil, Ryan	C	6-2	300	03/29/85	33	12	Southern California	Corona, Calif.	D2b '07	8/8/0/0
88	Olsen, Greg	TE	6-5	255	03/11/85	33	12	Miami (Fla.)	Wayne, N.J.	TR '11 (CHI)	5/5/0/3
<b>11th Year (1)</b>											
44	Jansen, J.J.	LS	6-2	235	01/20/86	32	11	Notre Dame	Phoenix, Ariz.	TR '09 (GB)	8/0/0/0
<b>10th Year (1)</b>											
41	Munnerlyn, Captain	CB	5-9	195	04/10/88	30	10	South Carolina	Mobile, Ala.	UFA '17 (MIN)	8/2/0/0
<b>9th Year (3)</b>											
74	Clark, Chris	T	6-5	305	10/01/85	33	9	Southern Mississippi	New Orleans, La.	FA '18	7/7/0/0
9	Gano, Graham	K	6-2	202	04/09/87	31	9	Florida State	Cantonment, Fla.	FA '12	8/0/0/0
71	Newhouse, Marshall	T	6-4	330	09/29/88	30	9	Texas Christian	Dallas, Texas	TR '18 (BUF)	3/0/2/0
<b>8th Year (4)</b>											
97	Addison, Mario	DE	6-3	260	09/06/87	31	8	Troy	Tarrant, Ala.	FA '12	8/8/0/0
42	Jones, Colin	S	6-0	205	10/27/87	31	8	Texas Christian	Bridgeport, Texas	TR '12 (SF)	8/1/0/0
1	Newton, Cam	QB	6-5	245	05/11/89	29	8	Auburn	College Park, Ga.	D1 '11	8/8/0/0
11	Smith, Torrey	WR	6-0	205	01/26/89	29	8	Maryland	Falmouth, Va.	TR '18 (PHI)	6/5/0/2
<b>7th Year (4)</b>											
59	Kuechly, Luke	LB	6-3	238	04/20/91	27	7	Boston College	Cincinnati, Ohio	D1 '12	8/8/0/0
93	Love, Kyle	DT	6-1	310	11/18/86	31	7	Mississippi State	College Park, Ga.	FA '16	8/0/0/0
95	Poe, Dontari	DT	6-3	346	08/18/90	27	7	Memphis	Memphis, Tenn.	UFA '18 (ATL)	8/8/0/0
13	Wright, Jarius	WR	5-10	191	11/25/89	28	7	Arkansas	Warren, Ark.	FA '18	8/5/0/0
<b>6th Year (5)</b>											
20	Anderson, CJ	RB	5-8	225	02/10/91	27	6	California	Vallejo, Calif.	FA '18	8/1/0/0
96	Horton, Wes	DE	6-5	265	12/17/89	28	6	Southern California	Sherman Oaks, Calif.	FA '16	8/3/0/0
25	Reid, Eric	S	6-1	215	12/10/91	26	6	Louisiana State	Geismar, La.	FA '18	5/5/0/0
99	Short, Kawann	DT	6-3	315	02/02/89	29	6	Purdue	East Chicago, Ind.	D2 '13	8/8/0/0
65	Silatolu, Amini	T	6-4	305	09/16/88	30	6	Midwestern State	Tracy, Calif.	FA '17	5/0/0/3
<b>5th Year (2)</b>											
53	Jacobs, Ben	LB	6-4	240	04/17/88	30	5	Fresno State	Las Vegas, Nev.	FA '16	8/0/0/0
70	Turner, Trai	G	6-3	315	06/14/93	25	5	Louisiana State	New Orleans, La.	D3 '14	6/6/0/2
<b>4th Year (5)</b>											
34	Artis-Payne, Cameron	RB	5-10	215	06/23/90	28	4	Auburn	Harrisburg, Pa.	D5b '15	2/0/0/6
17	Funchess, Devin	WR	6-4	225	05/21/94	24	4	Michigan	Farmington, Mich.	D2 '15	8/8/0/0
55	Mayo, David	LB	6-2	245	08/08/93	25	4	Texas State	Scappoose, Ore	D5a '15	8/3/0/0
54	Thompson, Shaq	LB	6-0	230	04/21/94	24	4	Washington	Sacramento, Calif.	D1 '15	8/7/0/0
73	Van Roten, Greg	G	6-3	305	02/26/90	28	4	Pennsylvania	Mineola, N.Y.	FA'17	8/8/0/0
<b>3rd Year (8)</b>											
24	Bradberry, James	CB	6-1	212	08/04/93	25	3	Samford	Pleasant Grove, Ala.	D2 '16	8/8/0/0
92	Butler, Vernon	DT	6-4	330	06/14/94	24	3	Louisiana Tech	Summit, Miss.	D1 '16	8/0/0/0
18	Byrd, Damiere	WR	5-9	180	01/27/93	25	3	South Carolina	Sicklerville, N.J.	FA '15	5/0/0/3
23	Hawkins, Josh	CB	5-10	190	01/23/93	25	3	East Carolina	Winston-Salem, N.C.	FA '18	5/0/0/1
6	Heinicke, Taylor	QB	6-1	210	03/15/93	25	3	Old Dominion	Lawrenceville, Ga.	FA '18	1/0/7/0
69	Larsen, Tyler	C	6-4	325	07/08/91	27	3	Utah State	Sandy, Utah	FA '16	8/2/0/0
82	Manhertz, Chris	TE	6-6	255	04/10/92	26	3	Canisius	New York, N.Y.	WV '16 (NO)	8/1/0/0
5	Palardy, Michael	P	5-11	200	07/06/92	26	3	Tennessee	Fort Lauderdale, Fla.	FA '16	8/0/0/0
<b>2nd Year (6)</b>											
40	Armah, Alex	FB	6-2	255	05/17/94	24	2	West Georgia	Lawrenceville, Ga.	D6 '17	8/1/0/0
91	Cox Jr., Bryan	DE	6-3	270	06/25/94	24	2	Florida	Ft. Lauderdale, Fla.	FA '17	4/0/0/4
35	Elder, Corn	CB	5-10	185	10/09/94	24	2	Miami (Fla.)	Nashville, Tenn.	D5 '17	5/0/0/3
22	McCaffrey, Christian	RB	5-11	205	06/07/96	22	2	Stanford	Highlands Ranch, Colo.	D1 '17	8/8/0/0
72	Moton, Taylor	T	6-5	325	03/18/94	24	2	Western Michigan	Okemos, Mich.	D2b '17	8/8/0/0
10	Samuel, Curtis	WR	5-11	195	08/11/96	22	2	Ohio State	Brooklyn, N.Y.	D2a '17	5/2/0/3
<b>Rookie/1st Year (9)</b>											
56	Carter Jr, Jermaine	LB	6-1	225	01/14/95	23	R	Maryland	Rockville, Md.	D5 '18	8/0/0/0
28	Gaulden, Rashaan	S	6-1	200	01/23/95	23	R	Tennessee	Spring Hill, Tenn.	D3 '18	7/0/0/1
98	Haynes, Marquis	DE	6-2	235	12/16/93	24	R	Mississippi	Jacksonville, Fla.	D4b '18	1/0/0/7
26	Jackson, Donte	CB	5-10	180	11/08/95	22	R	Louisiana State	Metarie, La.	D2 '18	8/8/0/0
63	Mahon, Brendan	G	6-4	320	01/17/95	23	R	Penn State	Randolph, N.J.	FA '18	2/0/0/6
12	Moore, DJ	WR	6-0	210	04/14/97	21	R	Maryland	Philadelphia, Pa.	D1 '18	8/2/0/0
94	Obada, Efe	DE	6-6	265	04/13/92	26	1	none	London, England	FA '17	6/0/0/2
57	Smith, Andre	LB	6-0	240	04/20/97	21	R	North Carolina	Jacksonville, Fla.	D7a '18	1/0/0/7
80	Thomas, Ian	TE	6-4	260	06/06/96	22	R	Indiana	Baltimore, Md.	D4a '18	8/3/0/0

# CAROLINA PANTHERS BY POSITION



No	Name	Pos	Ht	Wt	DOB	Age	Exp	College	Hometown	How Acq	
<b>QUARTERBACKS (2)</b>											
6	Heinicke, Taylor	QB	6-1	210	03/15/93	25	3	Old Dominion	Lawrenceville, Ga.	FA '18	1/0/7/0
1	Newton, Cam	QB	6-5	245	05/11/89	29	8	Auburn	College Park, Ga.	D1 '11	8/8/0/0
<b>RUNNING BACKS (4)</b>											
20	Anderson, CJ	RB	5-8	225	02/10/91	27	6	California	Vallejo, Calif.	FA '18	8/1/0/0
40	Armah, Alex	FB	6-2	255	05/17/94	24	2	West Georgia	Lawrenceville, Ga.	D6 '17	8/1/0/0
34	Artis-Payne, Cameron	RB	5-10	215	06/23/90	28	4	Auburn	Harrisburg, Pa.	D5b '15	2/0/0/6
22	McCaffrey, Christian	RB	5-11	205	06/07/96	20	2	Stanford	Highlands Ranch, Colo.	D1 '17	8/8/0/0
<b>WIDE RECEIVERS (6)</b>											
18	Byrd, Damiere	WR	5-9	180	01/27/93	25	3	South Carolina	Sicklerville, N.J.	FA '15	5/0/0/3
17	Funchess, Devin	WR	6-4	225	05/21/94	24	4	Michigan	Farmington, Mich.	D2 '15	8/8/0/0
12	Moore, DJ	WR	6-0	210	04/14/97	21	R	Maryland	Philadelphia, Pa.	D1 '18	8/2/0/0
10	Samuel, Curtis	WR	5-11	195	08/11/96	22	2	Ohio State	Brooklyn, N.Y.	D2a '17	5/2/0/3
11	Smith, Torrey	WR	6-0	205	01/26/89	29	8	Maryland	Falmouth, Va.	TR '18 (PHI)	7/5/0/1
13	Wright, Jarius	WR	5-10	191	11/25/89	28	7	Arkansas	Warren, Ark.	FA '18	8/5/0/0
<b>TIGHT ENDS (3)</b>											
82	Manhertz, Chris	TE	6-6	255	04/10/92	26	3	Canisius	New York, N.Y.	WV '16 (NO)	8/1/0/0
88	Olsen, Greg	TE	6-5	255	03/11/85	33	12	Miami (Fla.)	Wayne, N.J.	TR '11 (CHI)	5/5/0/3
80	Thomas, Ian	TE	6-4	260	06/06/96	22	R	Indiana	Baltimore, Md.	D4a '18	8/3/0/0
<b>OFFENSIVE LINEMEN (9)</b>											
74	Clark, Chris	T	6-5	305	10/01/85	33	9	Southern Mississippi	New Orleans, La.	FA '18	7/7/0/0
67	Kalil, Ryan	C	6-2	300	03/29/85	33	12	Southern California	Corona, Calif.	D2b '07	8/8/0/0
69	Larsen, Tyler	C	6-4	325	07/08/91	27	3	Utah State	Sandy, Utah	FA '16	8/2/0/0
63	Mahon, Brendan	G	6-4	320	01/17/95	23	R	Penn State	Randolph, N.J.	FA '18	2/0/0/6
72	Moton, Taylor	T	6-5	325	03/18/94	22	2	Western Michigan	Okemos, Mich.	D2b '17	8/8/0/0
71	Newhouse, Marshall	T	6-4	330	09/29/88	30	9	Texas Christian	Dallas, Texas	TR '18 (BUF)	3/0/2/0
65	Silatolu, Amini	T	6-4	305	09/16/88	30	6	Midwestern State	Tracy, Calif.	FA '17	5/0/0/3
70	Turner, Trai	G	6-3	315	06/14/93	25	5	Louisiana State	New Orleans, La.	D3 '14	6/6/0/2
73	Van Roten, Greg	G	6-3	305	02/26/90	28	4	Pennsylvania	Mineola, N.Y.	FA'17	8/8/0/0
<b>SPECIALISTS (3)</b>											
9	Gano, Graham	K	6-2	202	04/09/87	31	9	Florida State	Cantonment, Fla.	FA '12	8/0/0/0
44	Jansen, J.J.	LS	6-2	235	01/20/86	32	11	Notre Dame	Phoenix, Ariz.	TR '09 (GB)	8/0/0/0
5	Palardy, Michael	P	5-11	200	07/06/92	26	3	Tennessee	Fort Lauderdale, Fla.	FA '16	8/0/0/0
<b>DEFENSIVE LINEMEN (10)</b>											
97	Addison, Mario	DE	6-3	260	09/06/87	31	8	Troy	Tarrant, Ala.	FA '12	8/8/0/0
92	Butler, Vernon	DT	6-4	330	06/14/94	24	3	Louisiana Tech	Summit, Miss.	D1 '16	8/0/0/0
91	Cox Jr., Bryan	DE	6-3	270	06/25/94	24	2	Florida	Ft. Lauderdale, Fla.	FA '17	4/0/0/4
98	Haynes, Marquis	DE	6-2	235	12/16/93	24	R	Mississippi	Jacksonville, Fla.	D4b '18	1/0/0/7
96	Horton, Wes	DE	6-5	265	12/17/89	28	6	Southern California	Sherman Oaks, Calif.	FA '16	8/3/0/0
93	Love, Kyle	DT	6-1	310	11/18/86	31	7	Mississippi State	College Park, Ga.	FA '16	8/0/0/0
94	Obada, Efe	DE	6-6	265	04/13/92	26	1	none	London, England	FA '17	6/0/0/2
90	Peppers, Julius	DE	6-7	295	01/18/80	38	17	North Carolina	Bailey, N.C.	UFA '17 (GB)	8/5/0/0
95	Poe, Dontari	DT	6-3	346	08/18/90	27	7	Memphis	Memphis, Tenn.	UFA '18 (ATL)	8/8/0/0
99	Short, Kawann	DT	6-3	315	02/02/89	29	6	Purdue	East Chicago, Ind.	D2 '13	8/8/0/0
<b>LINEBACKERS (7)</b>											
56	Carter Jr, Jermaine	LB	6-1	225	01/14/95	23	R	Maryland	Rockville, Md.	D5 '18	8/0/0/0
58	Davis, Thomas	LB	6-1	235	03/22/83	35	14	Georgia	Shellman, Ga.	D1 '05	4/4/0/0
53	Jacobs, Ben	LB	6-4	240	04/17/88	30	5	Fresno State	Las Vegas, Nev.	FA '16	8/0/0/0
59	Kuechly, Luke	LB	6-3	238	04/20/91	27	7	Boston College	Cincinnati, Ohio	D1 '12	8/8/0/0
55	Mayo, David	LB	6-2	245	08/08/93	25	4	Texas State	Scappoose, Ore	D5a '15	8/3/0/0
57	Smith, Andre	LB	6-0	240	04/20/97	21	R	North Carolina	Jacksonville, Fla.	D7a '18	1/0/0/7
54	Thompson, Shaq	LB	6-0	230	04/21/94	24	4	Washington	Sacramento, Calif.	D1 '15	8/7/0/0
<b>DEFENSIVE BACKS (9)</b>											
29	Adams, Mike	S	5-11	205	03/24/81	37	15	Delaware	Wayne, N.J.	UFA '17 (IND)	8/8/0/0
24	Bradberry, James	CB	6-1	212	08/04/93	25	3	Samford	Pleasant Grove, Ala.	D2 '16	8/8/0/0
35	Elder, Corn	CB	5-10	185	10/09/94	24	2	Miami (Fla.)	Nashville, Tenn.	D5 '17	5/0/0/3
28	Gaulden, Rashaan	S	6-1	200	01/23/95	23	R	Tennessee	Spring Hill, Tenn.	D3 '18	7/0/0/1
23	Hawkins, Josh	CB	5-10	190	01/23/93	25	3	East Carolina	Winston-Salem, N.C.	FA '18	5/0/0/1
26	Jackson, Donte	CB	5-10	180	11/08/95	22	R	Louisiana State	Metarie, La.	D2 '18	8/8/0/0
42	Jones, Colin	S	6-0	205	10/27/87	31	8	Texas Christian	Bridgeport, Texas	TR '12 (SF)	8/1/0/0
41	Munnerlyn, Captain	CB	5-9	195	04/10/88	30	10	South Carolina	Mobile, Ala.	UFA '17 (MIN)	8/2/0/0
25	Reid, Eric	S	6-1	215	12/10/91	26	6	Louisiana State	Geismar, La.	FA '18	5/5/0/0

CAROLINA PANTHERS / WEEK 9 / THROUGH SUNDAY, NOVEMBER 4, 2018

WON 6, LOST 2																																																																																																																																																																																																																																																																																																																																																																																																																																																																																																																																																																																																																																																																																																																																																																																																																																																																																																																																																																																																																																																																																																																																																																																																																																																																																																																																																																																																																			
---------------	--	--	--	--	--	--	--	--	--	--	--	--	--	--	--	--	--	--	--	--	--	--	--	--	--	--	--	--	--	--	--	--	--	--	--	--	--	--	--	--	--	--	--	--	--	--	--	--	--	--	--	--	--	--	--	--	--	--	--	--	--	--	--	--	--	--	--	--	--	--	--	--	--	--	--	--	--	--	--	--	--	--	--	--	--	--	--	--	--	--	--	--	--	--	--	--	--	--	--	--	--	--	--	--	--	--	--	--	--	--	--	--	--	--	--	--	--	--	--	--	--	--	--	--	--	--	--	--	--	--	--	--	--	--	--	--	--	--	--	--	--	--	--	--	--	--	--	--	--	--	--	--	--	--	--	--	--	--	--	--	--	--	--	--	--	--	--	--	--	--	--	--	--	--	--	--	--	--	--	--	--	--	--	--	--	--	--	--	--	--	--	--	--	--	--	--	--	--	--	--	--	--	--	--	--	--	--	--	--	--	--	--	--	--	--	--	--	--	--	--	--	--	--	--	--	--	--	--	--	--	--	--	--	--	--	--	--	--	--	--	--	--	--	--	--	--	--	--	--	--	--	--	--	--	--	--	--	--	--	--	--	--	--	--	--	--	--	--	--	--	--	--	--	--	--	--	--	--	--	--	--	--	--	--	--	--	--	--	--	--	--	--	--	--	--	--	--	--	--	--	--	--	--	--	--	--	--	--	--	--	--	--	--	--	--	--	--	--	--	--	--	--	--	--	--	--	--	--	--	--	--	--	--	--	--	--	--	--	--	--	--	--	--	--	--	--	--	--	--	--	--	--	--	--	--	--	--	--	--	--	--	--	--	--	--	--	--	--	--	--	--	--	--	--	--	--	--	--	--	--	--	--	--	--	--	--	--	--	--	--	--	--	--	--	--	--	--	--	--	--	--	--	--	--	--	--	--	--	--	--	--	--	--	--	--	--	--	--	--	--	--	--	--	--	--	--	--	--	--	--	--	--	--	--	--	--	--	--	--	--	--	--	--	--	--	--	--	--	--	--	--	--	--	--	--	--	--	--	--	--	--	--	--	--	--	--	--	--	--	--	--	--	--	--	--	--	--	--	--	--	--	--	--	--	--	--	--	--	--	--	--	--	--	--	--	--	--	--	--	--	--	--	--	--	--	--	--	--	--	--	--	--	--	--	--	--	--	--	--	--	--	--	--	--	--	--	--	--	--	--	--	--	--	--	--	--	--	--	--	--	--	--	--	--	--	--	--	--	--	--	--	--	--	--	--	--	--	--	--	--	--	--	--	--	--	--	--	--	--	--	--	--	--	--	--	--	--	--	--	--	--	--	--	--	--	--	--	--	--	--	--	--	--	--	--	--	--	--	--	--	--	--	--	--	--	--	--	--	--	--	--	--	--	--	--	--	--	--	--	--	--	--	--	--	--	--	--	--	--	--	--	--	--	--	--	--	--	--	--	--	--	--	--	--	--	--	--	--	--	--	--	--	--	--	--	--	--	--	--	--	--	--	--	--	--	--	--	--	--	--	--	--	--	--	--	--	--	--	--	--	--	--	--	--	--	--	--	--	--	--	--	--	--	--	--	--	--	--	--	--	--	--	--	--	--	--	--	--	--	--	--	--	--	--	--	--	--	--	--	--	--	--	--	--	--	--	--	--	--	--	--	--	--	--	--	--	--	--	--	--	--	--	--	--	--	--	--	--	--	--	--	--	--	--	--	--	--	--	--	--	--	--	--	--	--	--	--	--	--	--	--	--	--	--	--	--	--	--	--	--	--	--	--	--	--	--	--	--	--	--	--	--	--	--	--	--	--	--	--	--	--	--	--	--	--	--	--	--	--	--	--	--	--	--	--	--	--	--	--	--	--	--	--	--	--	--	--	--	--	--	--	--	--	--	--	--	--	--	--	--	--	--	--	--	--	--	--	--	--	--	--	--	--	--	--	--	--	--	--	--	--	--	--	--	--	--	--	--	--	--	--	--	--	--	--	--	--	--	--	--	--	--	--	--	--	--	--	--	--	--	--	--	--	--	--	--	--	--	--	--	--	--	--	--	--	--	--	--	--	--	--	--	--	--	--	--	--	--	--	--	--	--	--	--	--	--	--	--	--	--	--	--	--	--	--	--	--	--	--	--	--	--	--	--	--	--	--	--	--	--	--	--	--	--	--	--	--	--	--	--	--	--	--	--	--	--	--	--	--	--	--	--	--	--	--	--	--	--	--	--	--	--	--	--	--	--	--	--	--	--	--	--	--	--	--	--	--	--	--	--	--	--	--	--	--	--	--	--	--	--	--	--	--	--	--	--	--	--	--	--	--	--	--	--	--	--	--	--	--	--	--	--	--	--	--	--	--	--	--	--	--	--	--	--	--	--	--	--	--	--	--	--	--	--	--	--	--	--	--	--	--	--	--	--	--	--	--	--	--	--	--	--	--	--	--	--	--	--	--	--	--	--	--	--	--	--	--	--	--	--	--	--	--	--	--	--	--	--	--	--	--	--	--	--	--	--	--	--	--	--	--	--	--	--	--	--	--	--	--	--	--	--	--	--	--	--	--	--	--	--	--	--	--	--	--	--	--	--	--	--	--	--	--	--	--	--	--	--	--	--	--	--	--	--	--	--	--	--	--	--	--	--	--	--	--	--	--	--	--	--	--	--	--	--	--	--	--	--	--	--	--	--	--	--	--	--	--	--	--	--	--	--	--	--	--	--	--	--	--	--	--	--	--	--	--	--	--	--	--	--	--	--	--	--	--	--	--	--	--	--	--	--	--	--	--	--	--	--	--	--	--	--	--	--	--	--	--	--	--	--	--	--	--	--	--	--	--	--	--	--	--	--	--	--	--	--	--	--	--	--	--	--	--	--	--	--	--	--	--	--	--	--	--	--	--	--	--	--	--	--	--	--	--	--	--	--	--	--	--	--	--	--	--	--	--	--	--	--	--	--	--	--	--	--	--	--	--	--	--	--	--	--	--	--	--	--	--	--	--	--	--	--	--	--	--	--	--	--	--	--	--	--	--	--	--	--	--	--	--	--	--	--	--	--	--	--	--	--	--	--	--	--	--	--	--	--	--	--	--	--	--	--	--

## ***CAROLINA PANTHERS 2018 REGULAR SEASON DEFENSIVE STATISTICS (coaches film review)***

PLAYER	TACKLES			SACKS	QBP	FF	FR	INT	YDS	PD	TD
	TOTAL	SOLO	ASSIST								
Luke Kuechly	72	61	11	2.0	4	-	-	1	0	1	-
Shaq Thompson	53	35	18	2.0	4	-	-	-	-	-	-
Mike Adams	39	34	5	-	2	-	-	3	11	3	-
Donte Jackson	36	31	5	1.0	-	1	-	3	0	4	-
James Bradberry	34	29	5	-	1	-	-	-	-	10	-
Kawann Short	22	14	8	2.0	8	1	-	-	-	-	-
Mario Addison	19	15	4	4.5	4	1	-	-	-	-	-
Eric Reid	27	25	2	1.0	-	-	-	-	-	-	-
Thomas Davis	17	11	6	-	4	-	-	-	-	3	-
Wes Horton	14	11	3	1.5	4	-	-	-	-	-	-
Captain Munnerlyn	12	9	3	-	3	-	1	-	-	3	-
Julius Peppers	12	11	1	2.0	5	2	-	-	-	1	-
Colin Jones	12	10	2	-	-	-	-	-	-	-	-
Dontari Poe	12	4	8	-	4	-	-	-	-	-	-
Vernon Butler	11	5	6	-	5	-	1	-	-	-	-
Kyle Love	11	10	1	-	9	2	1	-	-	1	-
Rashaan Gaulden	7	6	1	-	-	-	-	-	-	-	-
Da'Norris Searcy	7	5	2	-	-	-	-	-	-	-	-
David Mayo	4	2	2	-	2	-	-	-	-	-	-
Efe Obada	4	3	1	1.0	4	-	-	1	0	2	-
Corn Elder	3	1	2	-	-	-	-	-	-	-	-
Bryan Cox, Jr.	3	2	1	-	1	-	-	-	-	-	-
Jermaine Carter, Jr.	2	2	0	-	1	-	-	-	-	-	-

## ***CAROLINA PANTHERS 2018 REGULAR SEASON SPECIAL TEAMS STATISTICS***

PLAYER	TACKLES	FF	FR	BLK	TD
Ben Jacobs	4	-	-	-	-
Curtis Samuel	3	-	-	-	-
Ian Thomas	2	-	-	-	-
Alex Armah	2	-	-	-	-
Rashaan Gaulden	2	-	-	-	-
Damiere Byrd	1	-	-	-	-
Jermaine Carter	1	-	-	-	-
Lorenzo Doss	1	-	-	-	-
Graham Gano	1	-	-	-	-
Marquis Haynes	1	-	-	-	-
Donte Jackson	1	-	-	-	-
J.J. Jansen	1	-	-	-	-
Colin Jones	1	-	1	-	1
David Mayo	1	-	-	-	-
Jared Norris	1	-	-	-	-
Eric Reid	1	-	-	-	-
Andre Smith	1	-	-	-	-
Shaq Thompson	1	-	-	-	-

**\*\*Defensive statistics through Week 9 were not available at time of print\*\***