



WEEKLY MEDIA INFORMATION PACKET

GREEN BAY PACKERS
VS.
MINNESOTA VIKINGS

WEEK 12
SUNDAY, NOVEMBER 23, 2025
12 P.M. CT
LAMBEAU FIELD



THE DOPE SHEET

OFFICIAL PROGRAM AND PUBLICATION, ACME-PACKERS FOOTBALL TEAM.

Packers Communications • Lambeau Field Atrium • 1265 Lombardi Avenue • Green Bay, WI 54304
920/569-7500 • 920/569-7201 fax

Jason Wahlers, Sarah Quick, Tom Fanning, Nate LoCascio

VOL. XXVII; NO. 16

REGULAR-SEASON GAME 11



GREEN BAY PACKERS (6-3-1)

VS.



MINNESOTA VIKINGS (4-6)

Sunday, Nov. 23 | Lambeau Field | 12 p.m. CT

PACKERS FACE VIKINGS AT LAMBEAU

The Green Bay Packers return home for a divisional matchup with the Minnesota Vikings.

- This is the latest first meeting against Minnesota since 2012 (Week 13).
- The two teams have split the last six games played at Lambeau. Overall, the teams are 6-6 in their last 12 meetings (2019-24).
- Last season, each game was decided by two points.
- Green Bay leads the regular-season series, 65-59-3, while the two teams split the postseason, 1-1.
- The Packers' 65 regular-season wins over Minnesota are the most by any team against the Vikings.
- The two teams have split the regular-season series in four of the past five seasons.
- Of the past 45 regular-season meetings between the teams, 27 of those games have been decided by seven points or less.
- The Packers have scored 30-plus points in five of the last 10 meetings.
- Since realignment in 2002, the Packers (12) and Vikings (five) have accounted for 17 of the 23 NFC North titles.
- The Packers played one NFC North contest in the first 10 games.
- Since realignment in 2002, it is just the second time (2012) the Packers will play five of their last seven games against NFC North foes.
- Sunday will be the fourth 12 p.m. CT kickoff for the Packers this season and the second in a run of four consecutive 12 p.m. CT kick times.
- QB **Jordan Love** has posted three-plus passing TDs in two of his four starts against the Vikings.
- DL **Micah Parsons** last played Minnesota in 2022 and posted two sacks, five QB hits and a forced fumble. It was the only time since 2000 that a player has hit all those marks against Minnesota. Parsons only other game against the Vikings came in 2021 and he posted a career-high four tackles for a loss.
- Green Bay is 1-0 in division games this season and is the only team in the league to only play one division contest so far this season, with 25 of 32 teams having played three-plus divisional games this season.
- Starting with Sunday's game, the next three games will come against the NFC North over a span of 15 days. After hosting the Vikings this week, the Packers will play at the Lions on Thanksgiving, marking the third straight year that Green Bay has played on Thanksgiving, including the second time over that span in Detroit. The following week, the Packers begin December at home against the Chicago Bears in Week 14.

WITH THE CALL

FOX Sports, now in its 32nd season as an NFL network television partner, will broadcast the game.

- Play-by-play man **Joe Davis** joins analyst **Greg Olsen** and sideline reporter **Pam Oliver**.
- The game is also available through NFL Sunday Ticket by YouTube.
- All Packers games can be heard on the Packers Radio Network, which is made up of 54 stations in Wisconsin, Michigan, Minnesota, Illinois and North and South Dakota. 95.7 BIG F.M. – WRIT-Milwaukee begins its run as the flagship station of the Packers Radio Network. For a map and full listing of radio affiliates, go to packers.com/video/radio-network. **Wayne Larrivee** (play-by-play) and two-time Packers Pro Bowler **Larry McCarren** (analyst) call the action. McCarren first joined the team's broadcasts in 1995 and enters his 31st season calling Packers games. After originally being paired together in 1999, McCarren and Larrivee enter their 27th season of broadcasts together. They surpassed Jim Irwin and Max McGee for the most regular-season and postseason games broadcast for the Packers with 313 at the 2018 season opener against Chicago.
- The broadcast is also available on Sirius Satellite Radio and through the app (Packers Radio Network feed).
- ESPN Radio will be broadcasting the game on radio to a national audience with **Steve Levy** (play-by-play), **Kelly Stouffer** (analyst) and **Lindsey Thiry** (sideline) on the call.



REGULAR SEASON

Date	Opponent	Time (CT)	TV
Sun., Sept. 7	DETROIT LIONS	W, 27-13	77,239
Thu., Sept. 11	WASHINGTON COMMANDERS (Gold Pkg.)	W, 27-18	77,289
Sun., Sept. 21	at Cleveland Browns	L, 10-13	65,470
Sun., Sept. 28	at Dallas Cowboys	T, 40-40	93,353
Sun., Oct. 5	BYE		
Sun., Oct. 12	CINCINNATI BENGALS	W, 27-18	78,277
Sun., Oct. 19	at Arizona Cardinals	W, 27-23	64,810
Sun., Oct. 26	at Pittsburgh Steelers	W, 35-25	67,386
Sun., Nov. 2	CAROLINA PANTHERS	L, 13-16	77,864
Mon., Nov. 10	PHILADELPHIA EAGLES (Gold Pkg.)	L, 7-10	78,254
Sun., Nov. 16	at New York Giants	W, 27-20	82,438
Sun., Nov. 23	MINNESOTA VIKINGS	12 p.m.	FOX
Thu., Nov. 27	at Detroit Lions	12 p.m.	FOX
Sun., Dec. 7	CHICAGO BEARS	*12 p.m.	FOX
Sun., Dec. 14	at Denver Broncos	*3:25 p.m.	CBS
Sat., Dec. 20	at Chicago Bears	3:30/7 p.m.	FOX
Sat./Sun., Dec. 27/28	BALTIMORE RAVENS	TBD	TBD
Sat./Sun., Jan. 3/4	at Minnesota Vikings	TBD	TBD

*—Start time and broadcast may shift due to NFL flexible scheduling

NFL POSTSEASON DATES

Jan. 10-12	AFC and NFC Wild Card Playoffs
Jan. 17-18	AFC and NFC Divisional Playoffs
Jan. 25	AFC and NFC Championship Games
Feb. 8	Super Bowl LV, Levi's Stadium, Santa Clara, Calif.



HEAD COACH MATT LAFLEUR

LAFLEUR LEADS THE PACK

Head Coach **Matt LaFleur** (la-flew-er) led the Packers to three straight NFC North titles, is the only coach in franchise history to post 10-plus wins in each of his first three seasons with the team and is the only coach in NFL history to win at least 12 games (13) in each of his first three seasons (2019-21) as an NFL head coach (Elias Sports Bureau).

- LaFleur has led Green Bay to the playoffs in five of his first six seasons (2019-21, 2023-24). The Packers have three postseason wins under LaFleur, tied for **No. 8 in the NFL** since 2019.
- Green Bay has four 11-plus-win seasons under LaFleur (2019-21, 2024), the **most in the NFC and tied for No. 3 in the NFL** since 2019 (Kansas City, six / Buffalo, five / Baltimore, four).
- LaFleur has the **third-highest** regular-season winning percentage among active head coaches (min. 50 games):

Head Coach	Winning Percentage
1. Nick Sirianni, PHI	.718 (56-22-0)
2. Jim Harbaugh, SF/LAC	.679 (62-29-1)
3. Matt LaFleur, GB	.668 (73-36-1)
4. Sean McDermott, BUF	.660 (93-48-0)
5. Andy Reid, PHI/KC	.648 (278-151-1)

- Dating back to 2019, the Packers have the **third-best** regular-season record in the NFL and the **top mark in the NFC**:

Team	Regular-Season Record (Since 2019)
1. Kansas City	83-27 (.755)
2. Buffalo	78-31 (.716)
3. Green Bay	73-36-1 (.668)
4. Baltimore	73-37 (.664)
5. Philadelphia	69-40-1 (.632)

- LaFleur has guided the Packers to a 41-14 record at home (.745) in the regular season, **No. 3 in the NFL** since 2019.
- Since 2019, Green Bay is 32-22-1 on the road in the regular season, a .591 winning percentage that is **No. 8 in the NFL** over that span.
- The Packers are 35-24-1 in one-score games under LaFleur, a .592 winning percentage that ranks **No. 6 in the NFL** since 2019.
- The Packers have had at least **one winning streak of three-plus games in all seven seasons** under LaFleur (2019-25).
- The win in Week 6 was the 70th regular-season victory of LaFleur's career. By doing so in his 105th career regular-season game, LaFleur became the **fastest to 70 regular-season wins among current NFL head coaches** and is the fastest to reach the 70-win mark since Bill Cowher (105th game in 1998), per Elias.
- LaFleur's 67 regular-season wins from 2019-24 were the **second most by a head coach in his first six NFL seasons** behind only George Seifert (75), per Elias.
- LaFleur tied John Harbaugh, Mike Holmgren, Mike McCarthy and Andy Reid for the **sixth-most wins** (66) by a head coach in the first 100 games (regular and postseason, since 1970).
- LaFleur guided the Packers to 67 wins in his first 100 regular-season games as head coach. Only **Vince Lombardi (73) and Holmgren (68) had more wins in their first 100 games** as a head coach in Packers history.
- LaFleur tied Holmgren, Cowher and Reid (67 each) for the **second-most regular-season wins** by any NFL head coach in their first 100 games in the last 40 seasons (Seifert, 78).

- Among Green Bay head coaches, LaFleur is the **second fastest** (89 games) to reach 60 wins behind only Lombardi (82 games).
- LaFleur posted 29 wins in his first 50 road contests as head coach, the **second-most wins through 50 road games as Green Bay coach**, behind only Lombardi's 33 (STATS).
- LaFleur (23-2) tied Guy Chamberlin (23-1-1) for the **most wins in NFL history** by a head coach in his first 25 regular-season home games (Elias).
- LaFleur (39-10, .796, 2019-21) passed Seifert (38-10, .791, 1989-91) for the **most wins by an NFL head coach in his first three seasons** in the league (per Elias).
- LaFleur's 39 wins from 2019-21 **tied for the second most** by a coach over any three-season span in league history behind Mike Ditka's 40 wins with Chicago from 1985-87 and Reid's 40 with Kansas City from 2020-22 (Elias).
- LaFleur (2019-21) is the **only head coach in NFL history** to post 13-plus wins in three straight seasons (Elias).
- LaFleur tied Seifert for the **third fastest to 40 wins** by a head coach in NFL history (51 games) behind only Paul Brown (47) and Chuck Knox (50).
- According to Elias, LaFleur was the **sixth head coach since 1970** to lead his team to the conference championship game in both of his first two seasons as a head coach (2019-20), joining Jim Harbaugh (2011-12), Rex Ryan (2009-10), Barry Switzer (1994-95), Seifert (1989-90) and Don McCafferty (1970-71).
- LaFleur (26) posted the **second-most wins in NFL history** by a coach in his first two seasons (2019-20) behind only Seifert (28 in 1989-90).
- LaFleur led the **biggest one-year win improvement** in franchise history in 2019 (plus-seven).
- Under LaFleur, the Packers are 24-13 against the NFC North. The .649 winning percentage in division games is **No. 4 in the NFL** since 2019:

Team	Record in Division Games (Since 2019)
1. Kansas City	31-7 (.816)
2. Buffalo	29-11 (.725)
3. Dallas	27-12 (.692)
4. Green Bay	24-13 (.649)
5t. Philadelphia	25-14 (.641)

- Green Bay is 12-7 (.632) in division games at home, **tied for No. 8 in the NFL** since 2019.
- The Packers are 12-6 in road division contests, a .667 winning percentage that ranks **No. 5 in the NFL** since 2019.
- The Packers have averaged 26.5 points per division game since 2019, **No. 2 in the NFC** and **No. 3 in the NFL** over that span.
- LaFleur's winning percentage of .917 (11-1) against division opponents in 2019-20 **tied for the second best** by a coach in his first two seasons as head coach, dating back to 1970 (Mike Tomlin, 11-1, .917 in 2007-08 / Mariucci, 15-1, .938 in 1997-98).
- Among head coaches who began their career since 1970, LaFleur was the **first one** to win his first seven road divisional games (Elias).
- LaFleur was the **only coach in NFL history** (Elias) to win his first 11 games against the Bears (Dennis Green won his first six for Minnesota in 1992-94). The 11-game win streak over Chicago (2019-24) was the longest by either team in the history of the series (10 straight by the Packers from 1994-98).

Two years after he co-founded the Packers with Curly Lambeau, George Calhoun began writing a piece called The Dope Sheet, which served as the official press release from 1921-24.



NOTES AFTER WEEK 11

- ▶ The Packers are 29-9 (.763) in Week 12 or later under Head Coach **Matt LaFleur**, the **best record in the NFC** in Week 12 or later since 2019 and **No. 3 in the NFL** behind Kansas City (31-7, .816) and Buffalo (29-8, .763) over that span. Green Bay has a plus-32 turnover margin in Week 12 or later under LaFleur, **No. 1 in the NFL** since 2019.
- ▶ Green Bay is 17-3 at home in Week 12 or later under LaFleur, an .850 winning percentage that ranks **No. 1 in the NFL** since 2019.
- ▶ The Packers (6-3-1) have now won six-plus games in 20 consecutive seasons (since 2006). Only the Steelers have a longer active streak (37 consecutive seasons).
- ▶ The Packers are 51-26-1 in conference games since 2019, a .665 winning percentage that ranks **No. 1 in the NFC** and **No. 3 in the NFL** (Kansas City, 56-22, .718 / Buffalo, 53-24, .688).
- ▶ Green Bay has a plus-34 turnover margin in conference play since 2019, **No. 1 in the NFC** and **No. 2 in the NFL** over that span (Pittsburgh, plus-40).
- ▶ The Packers have allowed fewer than 300 yards seven times this season (**tied for No. 2 in the NFL**).
- ▶ Green Bay has allowed 13 first-quarter points this season (**No. 1 in the NFL**).
- ▶ The Packers did not allow a point in the first quarter in the first five games of this season. It was the longest single-season streak by Green Bay since a six-game streak in 1995 (Weeks 1-4, 6), per Elias.
- ▶ The Week 10 contest against Philadelphia was scoreless at the half, marking the first time the Packers were part of a game tied 0-0 at halftime since Dec. 12, 2010, at Detroit.
- ▶ Dating back to last season, the Packers have not allowed any points on an opening drive in 11 of the last 14 games. The Packers' streak of nine straight games (Week 16 of 2024 - Week 4 of 2025, Week 6 of 2025) was the **second-longest streak by Green Bay** behind only a 10-game streak in 2012 (Weeks 1-9, 11), dating back to 2000 (per TruMedia).
- ▶ Green Bay went 13 straight opening drives without allowing a touchdown (Weeks 15-18 of 2024, Weeks 1-4 and 6-10 of 2025). The last time the Packers had a longer stretch was 23 straight from December 2014 to October 2016 (STATS).
- ▶ Green Bay has given up 71 first-half points this season, **No. 1 in the NFL**.
- ▶ Green Bay has not allowed a first-quarter TD in 22 games (out of 26) since 2024.
- ▶ The Packers have held seven of their 10 opponents this season to 20 points or less, **tied for No. 2 in the NFL** behind Houston (eight). It is the first time GB has done so in seven-plus of their first 10 games since 2010.
- ▶ This season was the **third time since 2000** (2001, 2019) that Green Bay held each of its first three opponents to less than 20 points (13, 18, 13).
- ▶ Dating back to 2024, the Packers have held their opponents to 20 points or less 16 times, **tied for No. 5 in the NFL** over that span.
- ▶ Green Bay has allowed 25 or fewer points in nine games this season, **tied for No. 2 in the NFL**, and in 21 games since 2024, **tied for No. 2 in the league**.
- ▶ The Packers have allowed 24 or fewer points in 12 straight home games, the **longest active home streak in the NFL**. Dating back to 1970, it is **tied for the second-longest home streak** (2000-01) by Green Bay behind the streak of 13 (1995-97).
- ▶ This season, Green Bay has allowed 15.0 points per home game, **No. 2 in the league** (Kansas City, 12.8). Dating back to 2024, the Packers (16.1) rank **No. 2 in the NFL** (Denver, 15.4) in points per game allowed at home.
- ▶ The Packers have won 15 of their last 19 games against teams from outside their division, including a record of 5-3-1 this season. Green Bay's streak of 11 straight wins against teams outside of the NFC North, which is the **longest streak by the Packers** in games played outside the division since the 1970 AFL-NFL merger (per Elias) and the longest streak by an NFC North team since divisional realignment in 2002, was snapped with a Week 3 loss at Cleveland.
- ▶ The NFC North is the **one of only two divisions in the NFL** to have three teams with a record above .500 this season (NFC West).
- ▶ The Week 8 victory was just the **third time in team history** (all under LaFleur) that the Packers have posted 35-plus points, 450-plus total yards, no turnovers and no sacks allowed in a game (Sept. 13, 2020, at Minnesota / Jan. 2, 2022, vs. Minnesota / Oct. 26, 2025, at Pittsburgh). It was also just the third time that a team hit those marks against the Steelers (Washington on Nov. 17, 1991 / New England on Nov. 14, 2020).
- ▶ The Packers have won their first home game of the season in 13 consecutive seasons (2013-25), which ties the Miami Dolphins (1976-88) for the **longest winning streak in home openers in NFL history** (per STATS).
- ▶ The Packers have won four games this season by two-plus possessions, **tied for No. 6 in the NFL**.
- ▶ The Packers have scored 27-plus points in seven games this season, **tied for No. 2 in the NFL** (Indianapolis, eight).
- ▶ This season the Packers have scored 20-plus points in four of five road games this season (**tied for No. 4 in the NFL**). Dating back to 2023, Green Bay has scored 20-plus points in 18 road games, **No. 3 in the NFL** over that span (Baltimore, 20 and Tampa Bay, 19). The Packers' streak of scoring 20-plus points in 12 straight road games in the regular season, the **longest streak in team history** (STATS), came to an end in Week 3 at Cleveland.
- ▶ Green Bay has averaged 14.8 points per game in the second half this season, **No. 4 in the NFL**.
- ▶ The Week 4 tie at Dallas (40-40) was the **second-highest-scoring tie in NFL history** (43-43, Oakland Raiders at Boston Patriots in Week 6, 1964). It was the first tie for Green Bay since Week 2 of 2018 vs. Minnesota. The game ended with nine consecutive scoring drives (by either team), the most consecutive scoring drives to end any game dating back to 1993.

► The Packers rank in the **top 10 of the NFL** this season in numerous defensive categories:

Yards per game	292.1	No. 6
Yards per play	4.67	No. 3
Rushing yards per game	96.8	No. 7
Rushing yards per play	3.83	No. 3
Passing yards per game	195.3	No. 10
Yards per passing play	5.60	No. 3
First downs per game	18.5	t-No. 9
Goal-to-go percentage	68.75	No. 8
Points allowed per game	19.6	No. 7
Point differential per game	plus-4.4	No. 10
QB hits	59	No. 6
YAC per reception	4.0	No. 2

- The Packers' average of 4.67 yards allowed per play this season is the **best mark by Green Bay through 10 games since 2001** (4.52).
- Green Bay has allowed fewer than 5 yards per play in eight of 10 games this season, **tied with Seattle for No. 1 in the league**.
- The Packers' eight games allowing fewer than 5 yards per play is their **most in a season since 2014** (nine games).
- Green Bay registered 26 NGS QB pressures at Arizona in Week 7, its **most in a game** dating back to 2016 (previous high was 24 at Chicago on Sept. 10, 2023).
- Green Bay has allowed only 48 explosive plays (12-plus-yard rushes / 16-plus-yard receptions) this season, **No. 2 in the NFL** (Denver, 44).
- The Packers have allowed 31 explosive passing plays, **No. 1 in the league** this season, and 12 explosive rushing plays, **tied for No. 5 in the NFL**. The 48 explosive plays allowed this season are the fewest allowed by Green Bay in the first 10 games of a season since 2000.
- Green Bay is **tied for No. 1 in the NFL** with an explosive-play differential of plus-30 this season and **leads the league** with a plus-51 differential since 2024. The top single-season mark by Green Bay since 2000 was plus-21 in both 2000 and 2024.
- The Packers have won the explosive-play differential in eight of 10 games this season. The Packers won the explosive-play differential in the first five games this season, the **longest single-season streak by the Packers** since a five-game streak in 2009.
- Green Bay has allowed five or fewer explosive plays in eight games this season, **No. 2 in the NFL** (Denver, nine) and **tied for the most by Green Bay in a season** dating back to 2000 (five other instances, most recently 2021).
- This season, the Green Bay offense ranks near the top of the league in the following explosive categories: plays (78, **No. 5**) and receptions (58, **No. 2**).
- Dating back to 2024, the Packers rank in the top five of the NFL in explosive plays:

Team	Explosive Plays (Since 2024)
1. Baltimore	229
2. Detroit	221
3. Green Bay	214
4. Indianapolis	213

► The Green Bay offense ranks in the **top 10 in the NFL** in the following categories this season:

Passing yards per play	7.39	No. 6
Interception rate	0.96	No. 5
Sacks per pass attempts	5.13	No. 8
Third-down percentage	49.19	No. 1
Fourth-down percentage	64.29	t-No. 9
Red-zone percentage	67.50	No. 4
Goal-to-go percentage	94.12	No. 3
Giveaways	7	t-No. 4
Games w/ 400-plus yards	4	t-No. 4
20-plus-yard completions	36	t-No. 5
Plays of 50-plus yards	3	t-No. 9

- Week 11 was the third game in a row and the 24th time under LaFleur that the Packers did not turn the ball over on the road (21-3 record in those games), **tied for No. 1 in the league** since 2019 (Arizona). It was also the 15th straight road game with zero/one giveaway (2023-25). Per Elias, it is the **second-longest road streak in the NFL** dating back to 1933 (19 by Arizona, 2020-22).
- The Packers' third-down conversion percentage (49.2) is the top mark by Green Bay through 10 games since 2011 (51.2). Green Bay also **leads the league** in third-and-long conversions (more than 6 yards) with a percentage of 46.3 (L.A. Rams rank No. 2, 33.3 pct.). Dating back to 2000, the Packers have the fifth-best mark by an NFL team on third-and-long through the first 10 games of a season.
- Green Bay's third-down percentage in Week 4 (71.4, 10 of 14) was the **second-best** mark in a game under LaFleur, trailing only the 72.7 percentage (8 of 11) vs. Detroit on Dec. 13, 2020.
- Green Bay has posted two of the **top three single-game performances for yards after the catch this season in the NFL** (252 at Dallas in Week 4, No. 1, and 245 at Pittsburgh in Week 8, No. 3).
- Four different Packers have led the team in receiving yards for at least a game this season (**Matthew Golden** in Weeks 3 and 6 / **Josh Jacobs** in Weeks 4 and 10 / **Tucker Kraft** in Weeks 2 and 8 / **Romeo Doubs** in Weeks 1, 7, 9 and 11).
- In Week 4, the Packers gained 32 first downs, **tied for the third most in a game in team history** behind only the 37 at Philadelphia on Nov. 11, 1962, and the 35 at the N.Y. Jets on Dec. 23, 2018.
- QB **Jordan Love** is **tied for No. 5 in the NFL** this season in games with a passer rating of 110-plus (four).
- Love (900) passed QB Don Majkowski (889, 1987-92) for the **fifth most in franchise history**. QB Lynn Dickey (1976-77, 1979-85) holds the No. 4 spot with 1,592 completions.
- Love is the **sixth QB in franchise history** with 70 career TD passes (75).
- Love is 11-0-1 as a starter when he has a 115-plus passer rating.
- Green Bay is 6-0-1 when Love has a 90-plus passer rating this season.

- Love ranks in the **top 10 of the NFL** in the following passing categories:

Passer rating	103.2	No. 7
Completion percentage	67.7	No. 10
Average gain	7.81	No. 6
Interceptions	3	t-No. 5
Interception percentage	1.0	No. 5
Passing yards	2,421	t-No. 10
TD/INT ratio	5.0	t-No. 6
25-plus-yard completions	22	t-No. 4

- Love has registered 94 pass plays of 25-plus yards since 2023, the **most in the NFL over that span**.
- Love played in his 50th NFL game in Week 9 and became just the **fourth QB in NFL history** with 10,000-plus passing yards (10,225), 70-plus passing TDs (73) and fewer than 30 INTs (28) in his first 50 games, joining Patrick Mahomes, Russell Wilson and Dak Prescott as the only QBs to hit those marks.
- Love went over the 10,000-yard passing mark for his career in Week 9 and did so on a 52-yard completion to WR **Christian Watson** in the second quarter. It was the 1,308th passing attempt of his career as he became the **second fastest to 10,000 passing yards in team history** (QB Aaron Rodgers, 1,299 attempts). Love's 52-yard pass to Watson was his 13th completion of 50-plus yards since 2023, **No. 1 in the league** over that span.
- In Week 8 at Pittsburgh, Love became the **first quarterback in franchise history** to hit the following marks in a single game: 350-plus passing yards, three-plus passing TDs, zero INTs, zero sacks, 75-plus completions percentage and 9.5-plus yards per attempt.
- In Week 8, Love joined Rodgers and Brett Favre (twice) as the **only Packers quarterbacks** with 350-plus passing yards, zero interceptions, and zero sacks taken in a single game.
- Love recorded 20 straight completions from the second quarter to the fourth quarter in Week 8, **tied for the franchise record** (Favre, Week 12, 2007).
- Love became the **fifth NFL quarterback** with 1,750-plus passing yards, 13-plus passing TDs, two or fewer INTs, a 70-plus percent completion percentage and an average of 8-plus passing yards per attempt through the first seven games of a season (Matt Ryan, 2018 / Drew Brees, 2018 / Alex Smith, 2017 / Tom Brady, 2007).
- Love is **one of three NFL quarterbacks** to post 70-plus passing TDs (71) and 25 or fewer INTs (25) in his first 40 career starts (Lamar Jackson, 70/21 and Patrick Mahomes, 101/19).
- Love recorded 16 games with multiple passing TDs/zero INTs in his first 40 starts, **No. 2 in the NFL** (Patrick Mahomes, 19). Love is **tied for No. 2 in the league** this season with four such games (Jalen Hurts, five).
- Love registered his 14th career start with multiple TD passes (two) and no INTs in Week 2. That ranked **No. 3 in NFL history by a QB in his first 35 starts** behind only Mahomes (16) and Brock Purdy (15).
- In Week 4 at Dallas, Love **became the first player in team history** with 30-plus completions, 300-plus passing yards, three-plus TD passes, zero INTs and 25-plus rushing yards in a game.

- Love made his 35th career start in Week 2 and became just the **fifth NFL quarterback** to post 60-plus TD passes (62) and fewer than 25 interceptions (23) in his first 35 pro starts, joining Jackson, Mahomes, Rodgers and Carson Wentz.
- Love's streak of consecutive passing attempts without an INT ended at 249 in Week 3, the **sixth-longest streak in team history** behind Rodgers (402, 277, 257, 251) and QB Bart Starr (294).
- From Week 12 of 2024 through Week 2 of 2025, Love posted nine straight games without an INT (min. 10 att.), which **tied the longest streak by a Packer since the 1970 merger** (Rodgers, nine straight in 2018).
- Love recorded the second-highest (134.2 in Week 8) passer rating of his career this season as a starter (including the postseason).
- RB **Josh Jacobs** ranks **near the top of the NFL** in rushing TDs this season:

Player	Rushing Touchdowns
1. Jonathan Taylor, IND	15
2. Josh Jacobs, GB	11
3. Josh Allen, BUF	10
4t. Jahmyr Gibbs, DET	8
4t. Javonte Williams, DAL	8
6t. Three players	7

- Jacobs became the **third player in NFL history** to post 7,500 rushing yards, 70-plus rushing TDs, 250-plus receptions and 2,000-plus receiving yards in his first 100 games (Emmitt Smith and LaDainian Tomlinson).
- Jacobs (26) is three rushing TDs away from tying John Brockington and Tobin Rote (29) for the **ninth most in franchise history**.
- In Week 10, Jacobs became the **sixth player since 2000 with a rushing touchdown in 50 of his first 100 career games**, joining Tomlinson (64 games), Adrian Peterson (60), Shaun Alexander (58), Ezekiel Elliott (52) and Derrick Henry (50).
- Jacobs has registered a rushing TD in eight straight prime-time games, the **longest streak by an NFL player** since the 1970 merger.
- Jacobs had a rushing TD in six consecutive games (Week 4 and Weeks 6-10, 2025), **tied for the third-longest streak in team history** behind his own 10-game streak in 2024-25 and Paul Hornung's seven-game streak in 1960.
- Jacobs posted a rushing TD in 11 consecutive games (including the playoffs) from Week 11 of the 2024 season through Week 2 of this season. It **tied for the second-longest streak in the NFL** since 2000 behind only Tomlinson (12 straight in 2004).
- In Week 10, Jacobs posted a rushing TD in his ninth consecutive home game, extending the **longest streak by a Packer in team history** (since 1933), per Elias. Jacobs has posted 12 rushing TDs in his last nine games at Lambeau Field.
- Jacobs has a rushing TD in eight of 10 games this season (**league high**) and in 17 of his last 19 games, including the postseason.
- Jacobs is **tied for No. 1 in the NFL** with 26 rushing TDs since 2024 (Jonathan Taylor).
- With 26 rushing TDs as a Packer, Jacobs moved past RB Eddie Lacy (20 in 2013-14) for the **most rushing TDs by a player in his first two seasons with the team**.

- ▶ Jacobs’ 25 rushing TDs as a Packer were the **most in team history by a player in his first 25 games with the team**. Jacobs tied for **No. 3 in NFL history for the most rushing TDs by a player in his first 25 games with a team** behind only RBs Michael Turner (27 with Atlanta) and Jim Brown (26 with Cleveland), per the Elias Sports Bureau.
- ▶ Jacobs joined FB Jim Taylor (three straight, 1960-62) as the **only players in team history with 10-plus rushing TDs in back-to-back seasons**. Jacobs (two), Taylor (three) and RB Ahman Green (two) are the **only players with multiple 10-plus rushing-TD seasons in franchise history**.
- ▶ Jacobs has 72 career rushing TDs, **No. 3 among active players** (Buffalo QB Josh Allen, 75 / Baltimore RB Derrick Henry, 113).
- ▶ Jacobs has three games with multiple rushing TDs this season, **tied for No. 3 in the NFL**. His six games with multiple rushing TDs since 2024 are **tied for No. 4 in the NFL** over that span. Jacobs has 18 career games with two-plus rushing TDs, **No. 2 in the NFL** since 2019 (Henry, 25).
- ▶ Jacobs posted three straight games with multiple rushing TDs in the same season for the first time in his career (Weeks 4, 6-7, 2025). Jacobs was the **first Packer to do so since Taylor in 1961**. Over the last 20 seasons, only Tomlinson had a longer streak in the NFL (eight games).
- ▶ Jacobs recorded 150-plus yards from scrimmage in two straight games (150 vs. Cincinnati in Week 6 and 157 at Dallas in Week 4), the first Packer to do so in a single season since Green in 2003 (Weeks 9-10).
- ▶ Jacobs became the **third player since the 1970 merger** (Tomlinson in 2006 and Priest Holmes in 2002) to register 80-plus rushing yards, two-plus rushing TDs and 50-plus receiving yards in consecutive games (Weeks 4 and 6).
- ▶ In Week 4, Jacobs became just the **third Packer** to post 85-plus rushing yards, 70-plus receiving yards and multiple rushing TDs in a game, joining RBs Dorsey Levens (at Indianapolis on Nov. 16, 1997) and Aaron Jones (at Dallas on Oct. 6, 2019).
- ▶ WR **Romeo Doubs leads the team** in receptions (39), receiving yards (499) and receptions of 20-plus yards (eight, ties career-high from 2024) this season.
- ▶ Doubs finished with a season-best 91 receiving yards in Week 9 (seven receptions).
- ▶ Doubs posted 50-plus receiving yards in three consecutive games (Weeks 4, 6-7) for the first time in his career.
- ▶ Doubs posted a career-high three receiving TDs in Week 4 (six receptions, 58 receiving yards). He is one of three Packers players with three-plus receiving TDs in a game against the Cowboys all-time, joining WRs Sterling Sharpe (Week 13, 1994) and **Christian Watson** (Week 10, 2022).
- ▶ WR **Christian Watson** has three games with multiple receptions and an average of 20-plus yards per catch this season, **tied for No. 2 in the NFL**. Dating back to 2022, his 12 games rank **No. 4 in the league**.

- ▶ Watson has seven career receptions of 50-plus yards, the most on the team and **tied for No. 7 in the NFL** since 2022.
- ▶ In Week 9, S **Xavier McKinney** posted a sack and an interception in the same game for the first time in his career. He became the first Green Bay defensive back to register a sack, an INT and a forced fumble in a game since S Morgan Burnett (Week 2 at Carolina in 2011).
- ▶ DL **Rashan Gary** has 7.5 sacks this season, bringing his career total to 46.5 to pass LB Preston Smith (44.0) for **No. 6 in franchise history**. He trails DL Aaron Kampman (54.0) for No. 5 and LB Tim Harris (55.0) for No. 4.
- ▶ Gary and DL **Micah Parsons** rank in the **top 10 of the NFL** in sacks this season:

Player	Sacks
1. Myles Garrett, CLE	15.0
2. Brian Burns, NYG	13.0
3. Nik Bonitto, DEN	9.5
4t. Danielle Hunter, HOU	9.0
4t. Josh Sweat, ARI	9.0
4t. Byron Young, LAR	9.0
7t. Micah Parsons, GB	8.0
7t. Will Anderson, HOU	8.0
7t. Tuli Tuipolotu, LAC	8.0
10t. Rashan Gary, GB	7.5
10t. Jonathon Cooper, DEN	7.5
10t. Aidan Hutchinson, DET	7.5

- ▶ Dating back to last season, Gary had a streak of four straight games with a sack (Week 18 of 2024, Weeks 1-3 of 2025) that matched his career high (Weeks 1-4 in 2022) and **tied for the third-longest streak in team history** (since 1982) behind only five-game streaks from LB Tim Harris (1989) and DE Kabeer Gbaja-Biamila (2000-01).
- ▶ DL **Micah Parsons** has 19.0 sacks over his last 19 games.
- ▶ Parsons, who is 26 years old, has 60.5 career sacks, tied with Danielle Hunter (60.5 sacks) for the **fifth-most sacks by a player under the age of 27 since 1982**. Only J.J. Watt (74.5 sacks), Myles Garrett (72), Reggie White (70) and Derrick Thomas (66) have more.
- ▶ Parsons posted 59.0 sacks in his first 70 games, **tied for sixth most in NFL history** (since 1982).
- ▶ Parsons ranks in the top five of the NFL in a couple of NGS pressure stats this season:

Player	NGS QB Pressures
1. Micah Parsons, GB	57
2. Nik Bonitto, DEN	53
3. Aidan Hutchinson, DET	52
4. Will Anderson Jr., HOU	50
5. Josh Hines-Allen, JAX	44

Player	NGS Pressure Rate
1. Nik Bonitto, DEN	21.9
2. Kaden Elliss, ATL	21.6
3. Dorance Armstrong, WAS	20.2
4. Will Anderson Jr., HOU	19.5
5. Micah Parsons, GB	19.5

- ▶ Parsons is **tied for No. 8 in the NFL** this season in QB hits (17).

- ▶ Parsons had nine QB pressures at the N.Y. Giants in Week 11, his fourth game this season with eight-plus pressures. That is the **most in the league** and no other player has done so in more than two games this season.
- ▶ In Week 11, it was the 17th time Parsons had posted eight-plus QB pressures in a game since entering the NFL in 2021 (per TruMedia), **No. 1 in the NFL over that span**.
- ▶ Parsons' 11 QB pressures against Arizona in Week 6 were the **most by a Packer over the past 10 seasons** (2016-25). LB Za'Darius Smith posted 10 pressures at Minnesota on Dec. 23, 2019.
- ▶ Since Next Gen Stats began tracking QB pressures in 2016, Parsons (11 NGS QB pressures, three sacks, four tackles for a loss at Arizona in Week 7) and Rams DT Aaron Donald (at Arizona on Dec. 23, 2018) are the **only NFL players** to register 11-plus QB pressures, three-plus sacks and four-plus tackles for a loss in a game.
- ▶ In Week 7, Parsons recorded a career-high three sacks and tied his career high with five QB hits. It was his 16th career game with at least two sacks, tied with T.J. Watt for the **fifth-most such games by a player in his first five seasons** since 1982. Only Reggie White (24), J.J. Watt (21), Richard Dent (19) and Jared Allen (17) have more.
- ▶ Parsons posted seven-plus Next Gen Stats QB pressures in three straight games (Weeks 2-4). Dating back to 2016, it was just the **third time that an NFL player** has accomplished that feat in a single season, including the second time by Parsons (Weeks 11-13 in 2023 / Danielle Hunter, Weeks 12, 14-15 in 2023).
- ▶ In Week 4, Parsons was the first Packers player to have at least a sack against a team (at Dallas) they led in sacks the previous season since LB Julius Peppers (vs. Chicago) in Week 10 of 2014.
- ▶ CB Keisean Nixon is tied for **No. 1 in the NFL** this season in passes defended:

Player	Passes Defended
1t. Keisean Nixon, GB	14
1t. D.J. Turner, CIN	14
3. Quinyon Mitchell, PHI	12
4t. Five players	11

- ▶ Nixon **led the team** with a **career-high** five passes defended in Week 2, the most by a Packer since CB Jaire Alexander registered five at the L.A. Rams on Oct. 28, 2018.
- ▶ LB Quay Walker had a streak of six straight games (Weeks 1-4, 6-7) with eight-plus tackles that **tied for the longest by a Packer** since 2000 (LB Blake Martinez, 2017).
- ▶ Walker is **tied for No. 10 in the NFL** in games with eight-plus tackles this season (six).
- ▶ According to TruMedia, Walker (4.76, No. 10) and LB Edgerrin Cooper (4.56, No. 3) both rank in the **top 10 in the NFL** this season in lowest average offense yards gained when the player made the tackle (min. 60 tackles).

IN-SEASON AWARDS

- ▶ Parsons was named **NFC Defensive Player of the Month for October** (Weeks 5-8). Parsons was the only player in the NFC in the month of October to record three sacks in a game (Week 8 at Arizona) and finished the month with four sacks, tied for No. 2 in the NFC and five tackles for loss, tied for No. 3. Green Bay was the only NFC team to go undefeated (3-0) from Weeks 5-8. The award marks Parsons' second career Player of the Month honor (September 2023 with Dallas). He is the first Packer to win Defensive Player of the Month since Xavier McKinney (October 2024). Parsons is the second former Penn State defensive player to earn multiple Defensive Player of the Month awards, joining Sean Lee.
- ▶ Parsons earned **NFC Defensive Player of the Week** honors for his performance in Week 7 at Arizona. It was the fourth career Defensive Player of the Week award for Parsons and first as a Packer (2021: Week 8 / 2022: Week 5 / 2023: Week 2). Parsons is the third Packers defensive lineman to earn the honor in the past 20 seasons (2006-25), joining Aaron Kampman (twice) and Dean Lowry. Parsons ties Cameron Wake (four-time winner) for the most Defensive Players of the Week awards won by a former Penn State player.
- ▶ Love was named **NFC Offensive Player of the Week** for games played in Week 8 (October 23, 26-27). This was the third career Offensive Player of the Week award for Love (2023: Weeks 17, 18), the third most by a Packers quarterback, trailing only Aaron Rodgers (19-time winner) and Favre (12). Love surpasses Greg Kragen (two) and Bobby Wagner (two) for the most Player of the Week awards by a former Utah State Aggie player. Love also earned **FedEx Air NFL Player of the Week** honors for Week 8 in a vote by the fans.

NFL SALUTE TO SERVICE AWARD

The Green Bay Packers nominated T/G **Darian Kinnard** as their **2025 Salute to Service Award** nominee. Each year, the award recognizes NFL players, coaches, staff and alumni who have demonstrated a commitment to honoring and supporting military and veteran communities. Growing up in a family with strong military ties – including his great-grandfather who served as a paratrooper and his mother who worked as a registered nurse at a VA hospital – Kinnard learned from an early age the importance of honoring and thanking servicemembers. While in college at the University of Kentucky, Kinnard regularly visited patients at VA hospitals. Later, as a member of the Eagles, he represented the Wounded Warrior Project as part of the NFL's My Cause My Cleats initiative, raising awareness and funds for the nonprofit organization. In his first season with Green Bay, Kinnard spent time with children whose parents deployed in May with the Army National Guard's 2-127th unit.

THE DOPE ON THIS WEEK'S OPPONENT:

Packers vs. Vikings:

All-time, regular season: 65-59-3

All-time, postseason: 1-1

All-time, regular season at home: 34-27-3 (25-21-3 at Lambeau)

Streaks: The teams have split the last 12 meetings.

Last meeting, regular season: Dec. 29, 2024, U.S. Bank Stadium, Vikings won, 27-25



COACHES CAPSULES

Matt LaFleur: 73-36-1, .668; (3-5 postseason); 7th NFL season

Kevin O'Connell: 38-23, .623; (0-2 postseason); 4th NFL season

Head to Head: LaFleur 2-4 vs. O'Connell

vs. Opponent: LaFleur 6-6 vs. Vikings; O'Connell 4-2 vs. Packers

MATT LAFLEUR...In his seventh season as the Packers' 15th head coach.

► Is in his 17th season in the NFL, having previously served as an offensive coordinator for two seasons (Los Angeles Rams, 2017; Tennessee Titans, 2018), a quarterbacks coach for six seasons (Washington Redskins, 2010-13; Atlanta Falcons, 2015-16), and an offensive assistant for two seasons (Houston Texans, 2008-09).

► In his first six seasons leading the Packers, has authored one of the greatest starts to a head-coaching career in NFL history. Per the Elias Sports Bureau, his 67 wins are the second most in league history by a head coach in his first six seasons in the NFL, trailing only George Seifert (75 in 1989-94). Green Bay's 67-33 regular-season record since 2019 is No. 4 in the NFL and ranks No. 1 in the NFC.

► Became the first coach in NFL history to post 13-plus wins in three straight seasons and his 39 wins from 2019-21 passed Seifert (38) for the most wins by an NFL head coach in his first three seasons in the league (Elias). His 39 wins are also tied for the second most by a coach over any three-season span in league history, trailing only Andy Reid's 40 wins with the Kansas City Chiefs from 2020-22 and Mike Ditka's 40 wins with the Chicago Bears from 1985-87 (Elias).

► Led Green Bay to the playoffs last season for the fifth time in six years (tied for No. 3 in the NFL over that span), guiding the two youngest playoff teams in the NFL over the past 45 seasons in 2023 (weighted age of 25.25) and 2024 (25.72).

► In his first season leading the Packers in 2019, became the first coach in club history to guide the team to the playoffs in his debut season. Also led the largest one-year win improvement in team history (plus-seven wins).

KEVIN O'CONNELL...In his fourth season as the Vikings' 10th head coach.

► Is in his 11th season as an NFL coach, having previously spent time with the Los Angeles Rams (2020-21), Washington Redskins (2017-19), San Francisco 49ers (2016) and Cleveland Browns (2015).

► Was named 2024 Coach of the Year by *The Associated Press* after helping guide the Vikings to their second-most regular-season wins in franchise history with 14.

► In 2024, joined LaFleur and George Seifert as the only head coaches in NFL history to achieve multiple 13-win seasons in his first three seasons as head coach.

► Became the first head coach in NFL history to win at least 14 games in a season with a quarterback who was in his first year with the team.

THE PACKERS-VIKINGS SERIES

► The all-time series began in 1961 with the Packers rattling off six wins in a row (1961-63) before the Vikings took 22 of the next 32 contests from 1964-79.

► From 1979 to 1990, Green Bay had a run of its own, winning 16 of 21 games. Since 2000, the Packers are 28-20-2 (.580) in regular-season games against the Vikings.

► Green Bay and Minnesota have met twice in the playoffs. Both times were in an NFC Wild Card game, the Vikings winning the first matchup in 2004 before the Packers returned the favor in 2012.

LAST MEETING, REGULAR SEASON

Dec. 29, 2024, U.S. Bank Stadium, Vikings won, 27-25

► Packers QB Jordan Love completed 19 of 30 passes for 185 yards and a TD.

► Packers RB Josh Jacobs rushed for 69 yards and a TD on 17 carries (4.1 avg.).

► Vikings QB Sam Darnold completed 33 of 43 passes for a career-high 377 yards. Darnold had three passing TDs with an INT.

► Vikings WR Justin Jefferson caught eight passes for 92 yards (11.5 avg.).

NOTABLE CONNECTIONS

Packers players and staff from Minnesota: General manager Brian Gutekunst attended high school at Robbinsdale Armstrong in Plymouth, Minn., and Totino-Grace in Fridley, Minn. ...College scout Joe Hueber was born in St. Louis Park, Minn., and attended the University of Minnesota. ...**Packers players and staff who played college football in Minnesota:** Strength and conditioning coordinator Aaron Hill played linebacker at the University of Minnesota from 2010-13. ...Strength and conditioning assistant Marcus Jones played at the University of Minnesota from 2011-14. ...Strength and conditioning assistant Ben Schumacher played collegiate football at Concordia University-St. Paul for two seasons (2006-07). ...

Packers coaches who have coached in Minnesota: Hill served as a strength and conditioning intern for the University of Minnesota in 2014. ...Schumacher was part of the Gophers' strength and conditioning staff for eight seasons (2013, 2017-23). ...Jones was a speed and strength/CBs coach for the University of St. Thomas (Minn.) in 2017. ...**Vikings with connections to Wisconsin:** OLB Andrew Van Ginkel played at Wisconsin from 2017-18. ...G Joe Huber played at Wisconsin from 2023-24. ...Passing game coordinator/DBs coach Daronte Jones coached DBs at Wisconsin in 2015. ...Senior football operations manager/special assistant to the general manager and head coach Kaitlin Zarecki is from Stevens Point, Wis. ...**Former Vikings:** QBs coach Sean Mannion played for the Vikings from 2019-21 and was on Minnesota's practice squad in 2023. ...Executive vice president/director of football operations Russ Ball served as a senior football administrator for the Vikings from 1999-2000. ...Player personnel executive Lee Gissendanner spent time on the Vikings' practice squad in 1996. ...**Former Packers:** RB Aaron Jones Sr. was drafted by Green Bay in the fifth round (No. 182 overall) of the 2017 NFL Draft and played seven seasons for the Packers (2017-23). ...TE Ben Sims played for the Packers from 2023-25. ...LB Eric Wilson played for the Packers from 2022-24. ...Assistant head coach Mike Pettine was the Packers' defensive coordinator from 2018-20. ...TEs/passing game coordinator Brian Angelichio served as the Packers' TE's coach from 2016-18. ...Assistant DL coach Imarjaye Albury Sr. attended the Packers' 2017 rookie minicamp as a tryout player. ...**Notable NFL connections:** Packers head coach Matt LaFleur was the Washington Redskins' QBs coach when Vikings WRs coach Keenan McCardell coached WRs for the Redskins from 2010-11. ...LaFleur crossed paths with Vikings assistant OL coach Keith Carter on the Atlanta Falcons' coaching staff from 2015-16. ...Vikings OLBs coach Thad Bogardus was on the Los Angeles Rams' coaching staff from 2017-22, where he crossed paths with LaFleur, Mannion, Packers offensive assistant Jeremiah Kolone and LS Matt Orzech. ...LaFleur was the Tennessee Titans' offensive coordinator in 2018 when Carter was the OL coach. ...Orzech and Packers QB Malik Willis also played for the Titans when Carter was the OL coach. ...Vikings head coach Kevin O'Connell, offensive coordinator Wes Phillips, DL coach Marcus Dixon and senior offensive assistant Chris O'Hara also coached for the Rams when Orzech and Kolone played there. ...Mannion and Kolone also played for the Rams when Vikings special teams coordinator Matt Daniels was on the coaching staff in 2018. ...Vikings defensive coordinator Brian Flores was the New England Patriots' LB coach from 2016-18, where he overlapped with Packers DL coach/run game coordinator DeMarcus Covington, who was a coaching assistant. ...Packers defensive coordinator Jeff Hafley was on the Tampa Bay Buccaneers' coaching staff when Angelichio was the Buccaneers' TE's coach from 2012-13. ...Hafley also crossed paths with Vikings LS Andrew DePaola in Tampa Bay. ...Packers assistant head coach/special teams coordinator Rich Bisaccia was the Buccaneers' special teams coordinator when McCardell played there from 2002-03. ...Pettine was the Cleveland Browns' head coach from 2014-15,



when Hafley and Packers DBs coach Ryan Downard were on the coaching staff...O'Connell and Angelichio were also on the Browns' staff with Hafley and Downard...Vikings assistant general manager Demetrius Washington, assistant director of player personnel Chisom Opara and director of player personnel Sam DeLuca worked in scouting/personnel for the Browns when Hafley and Downard were on the coaching staff...Vikings QBs coach Josh McCown played for the Browns in 2015 when Hafley and Downard were on the coaching staff...O'Connell spent a portion of the 2012 offseason with the San Diego Chargers during his playing career, when Bisaccia and assistant special teams coach Byron Storer were on the coaching staff...Packers K Brandon McManus spent the 2013 offseason with the Indianapolis Colts, when Vikings assistant general manager Ryan Grigson was the general manager...Pettine was the Buffalo Bills' defensive coordinator and Bogardus was on the coaching staff when Packers passing game coordinator Jason Vrable was an offensive quality control coach for the Bills...Daniels played for the Jacksonville Jaguars in 2014 when Packers OL coach Luke Butkus was on the coaching staff...Vikings assistant WRs coach Tony Sorrentino and Butkus were on the Jaguars' coaching staff together for three seasons (2013-15)...Daniels also played for the Rams from 2012-13 when Packers RBs coach Ben Sirmans served in the same role for the Rams...Packers RB Chris Brooks and Van Ginkel were teammates with the Miami Dolphins in 2023...Packers DL Micah Parsons played for the Dallas Cowboys when Daniels was the Cowboys' assistant special teams coach in 2021...Phillips and Bisaccia were on the Cowboys' coaching staff in 2013...Packers S Xavier McKinney and Vikings CB Fabian Moreau were teammates with the N.Y. Giants in 2022...McCown played for the N.Y. Jets from 2017-18 when Vrable was an offensive assistant for the Jets...Packers T/G Darian Kinnard and Vikings CB Isaiah Rodgers played together with the Philadelphia Eagles in 2024...Packers offensive coordinator Adam Stenavich, Hafley and assistant OL coach Vince Oghobaase crossed paths with Vikings general manager Kwesi Adofo-Mensah, Washington and game management coordinator/run game specialist Ryan Cordell with the San Francisco 49ers...Hafley and Oghobaase also overlapped with O'Connell and Vikings RBs/passing game coordinator Curtis Modkins with the 49ers...Vikings assistant to the head coach Henry Schneider IV crossed paths with Bisaccia, Storer, Packers CB Keisean Nixon, RB Josh Jacobs and CB Nate Hobbs during his time with the Las Vegas Raiders...Modkins and Packers TE's coach John Dunn were on the Chicago Bears' coaching staff in 2017...Vikings T Justin Skule, RB Jordan Mason and DL Javon Hargrave played with Packers G Aaron Banks with the 49ers...

Notable college connections: Parsons, Packers T Rasheed Walker and Vikings G Will Fries were teammates at Penn State in 2020...Hafley and Angelichio were on Rutgers' coaching staff in 2011 and Pittsburgh's coaching staff together for four seasons (2006, 2008-10)...Angelichio and Packers senior assistant Luke Getsy crossed paths on Pittsburgh's coaching staff in 2010...Vikings OLB Dallas Turner, K Will Reichard and Jacobs played together at Alabama...Reichard and McKinney were teammates at Alabama in 2019...Packers OL Zach Tom and Vikings G Michael Jurgens were teammates at Wake Forest for four seasons (2018-21)...Packers LB Kristian Welch and Vikings TE T.J. Hockenson played together at Iowa for three seasons (2016-18)...Vikings ILBs coach Mike Siravo and Sirmans were on Boston College's coaching staff together from 2007-11...Vikings offensive quality control coach Derron Montgomery was on Arizona's coaching staff in 2021 when Packers T/G Jordan Morgan played there...Packers TE Josh Whyle was teammates with Huber and Vikings LB Ivan Pace Jr. at Cincinnati...Brooks and Packers S Zayne Anderson were teammates with Vikings OLB Tyler Batty at BYU...Packers TE Luke Musgrave and S Kiton Oladapo played with Vikings G Blake Brandel at Oregon State...Packers DL Warren Brinson, DL Nazir Stackhouse, S Javon Bullard, DL Devonte Wyatt, LB Quay Walker, TE John FitzPatrick and assistant OL coach Eddie Gordon crossed paths with Vikings OLB Chaz Chambliss and DL Tyrion Ingram-Dawkins at Georgia...Brinson and Stackhouse also played with Vikings TE Ben Yurosek at Georgia in 2024...

Other notable connections: Gutekunst's father, John, served as the head coach at the University of Minnesota from 1985-91.

REPLAY CHALLENGES - REGULAR SEASON

Packers

Season	Challenges Used	Challenges Overturned
2025	4	3
2024	7	1
2023	7	2
2022	6	4
2021	7	3
2020	3	2
2019	8	4
2018	3	1
2017	3	2
2016	5	3
2015	5	4
2014	3	0
2013	5	2
2012	8	5
2011	9	5
2010	6	3
2009	14	5
2008	7	4
2007	11	5
2006	4	2
2005	7	1

Opponent

Season	Challenges Used	Challenges Overturned
2025	1	0
2024	5	3
2023	6	3
2022	4	3
2021	5	3
2020	7	5
2019	9	3
2018	4	4
2017	8	6
2016	4	2
2015	4	1
2014	5	3
2013	5	4
2012	4	2
2011	7	3
2010	11	3
2009	8	2
2008	8	1
2007	5	0
2006	11	4
2005	6	0

REPLAY CHALLENGES - POSTSEASON

Packers

Season	Challenge Used	Challenge Overturned
2024	0	0
2023	2	1
2021	0	0
2020	1	1
2019	2	1
2016	0	0
2015	2	0
2014	1	1
2013	0	0
2012	1	1
2011	1	1
2010	2	1
2009	0	0
2007	2	1

Opponent

Season	Challenge Used	Challenge Overturned
2024	0	0
2023	0	0
2021	0	0
2020	0	0
2020	0	0
2019	0	0
2016	1	1
2015	1	1
2014	0	0
2013	0	0
2012	0	0
2011	1	0
2010	1	1
2009	0	0
2007	0	0



A LOOK AT THE SCHEDULE

The Green Bay Packers' 2025 NFL schedule will feature eight home games and nine road contests and is highlighted by four prime-time contests (subject to flexible scheduling). Of the 17 games on the schedule, nine will be against teams that made the playoffs last season, including four versus division champions.

- ▶ The Packers are tied for the fifth-hardest schedule based on opponents' combined 2024 winning percentage (161-128, .557).
- ▶ Green Bay has seven contests against teams that won 12-plus regular-season games in 2024, including five games against teams that had 14-plus wins.
- ▶ Over half of the Packers' games will be against teams that recorded double-digit wins in 2024 (nine of 17).
- ▶ Five of the Packers' eight regular-season home games will come against 2024 playoff teams, including both teams that made it to the 2024 NFC Championship Game.
- ▶ Green Bay opened the season with back-to-back home games against 2024 playoff teams (Detroit and Washington). It was the first time since 2018 that Green Bay played its first two games at home.
- ▶ The Packers opened the season at home for the first time since 2018 and only the third time in the last 13 seasons. Green Bay was the only team in the NFL to open the season on the road each of the last six years (2019-24).
- ▶ The Packers play one NFC North contest in the first 10 games.
- ▶ Green Bay has four road games in a five-game stretch from Weeks 3-8 (Week 5 bye). Green Bay will have one home game (Oct. 12 vs. Cincinnati) over a 51-day span between home games (Sept. 11 vs. Washington – Nov. 2 vs. Carolina).
- ▶ The Packers have three separate instances of back-to-back road trips (Weeks 3-4, Weeks 7-8, Weeks 15-16).
- ▶ The Packers went on the road for the first time in Week 3 when they traveled to take on the Cleveland Browns, kicking off a stretch of three AFC North opponents in five games.
- ▶ Green Bay faced a prime-time road test in Week 4 at Dallas against the Cowboys on Sunday Night Football.
- ▶ It was the second time in the last four seasons that Green Bay had back-to-back road games heading into the bye week (2022).
- ▶ The Packers were on the bye in Week 5, marking its earliest bye week since 2020 (Week 5).
- ▶ Green Bay took on the Cincinnati Bengals at home in Week 6 before going west to take on the Arizona Cardinals in Week 7.
- ▶ The Packers went east in Week 8 to play a Sunday night game at the Pittsburgh Steelers.
- ▶ Green Bay followed up back-to-back road games with two straight home games, a Week 9 contest against the Carolina Panthers and then a Week 10 *Monday Night Football* game against the Philadelphia Eagles, marking the third time playing the defending Super Bowl champion at home in the last four seasons (defeated the Los Angeles Rams in 2022 and Kansas City Chiefs in 2023). It was the 33rd straight season (1993-2025) that Green Bay will play on *MNF*.
- ▶ Week 11 brought another game against the NFC East as the Packers traveled to play the New York Giants.
- ▶ Between the Nov. 16 game at the Giants through the Nov. 27 game at the Lions, it will be three games over

a 12-day span for Green Bay.

- ▶ The next three games will come against the NFC North. After hosting the Minnesota Vikings in Week 12, the Packers will play at the Lions on Thanksgiving, marking the third straight year that Green Bay has played on Thanksgiving, including the second time over that span in Detroit. The Packers begin December at home against the Chicago Bears in Week 14. After a road game at the Denver Broncos in Week 15, Green Bay faces the Bears again in Week 16 at Chicago on a Saturday.
- ▶ Since realignment in 2002, it is just the second time (2012) the Packers will play five of their last seven games against NFC North foes.
- ▶ The final two regular season contests are against teams with 12-plus wins in 2024 (vs Baltimore, at Minnesota).
- ▶ Green Bay is scheduled to play on a Saturday or Sunday in both Week 17 (vs. Baltimore) and 18 (at Minnesota). If either of those two games is played on a Saturday, it will mark multiple Saturday games for the Packers for first time since 1966.
- ▶ Green Bay finishes the regular season with three of four games on the road.
- ▶ It is the first time since 2020 that the Packers are not finishing the season with back-to-back division contests and the first time since 2021 that Green Bay will finish the regular season on the road.
- ▶ It is the fifth time in seven seasons under LaFleur that the Packers start and end the season with an NFC North game.
- ▶ The Packers and Vikings finish the regular season against each other for the first time since 2015 and in Minnesota for the first time since 2012.

A CLOSER LOOK AT THE 2025 OPPONENTS:

Home Games	'24 Record	Last Overall	Last Lambeau Field
		Meeting/Result	Meeting/Result
Lions	15-2	12/5/24, L, 34-31	11/3/24, L, 24-14
Commanders	12-5	10/23/22, L, 23-21	10/24/21, W, 24-10
Bengals	9-8	10/10/21, W, 25-22 (OT)	9/24/17, W, 27-24 (OT)
Panthers	5-12	12/24/23, W, 33-30	12/19/20, W, 24-16
Eagles	14-3	+1/12/25, L, 22-10	12/6/20, W, 30-16
Vikings	14-3	12/29/24, L, 27-25	9/29/24, L, 31-29
Bears	5-12	1/5/25, L, 24-22	1/5/25, L, 24-22
Ravens	12-5	12/19/21, W, 31-30	11/19/17, L, 23-0
Totals	86-50	(.632)	

Road Games	'24 Record	Last Overall	Last Meeting
		Meeting/Result	at Site/Result
Browns	3-14	12/25/21, W, 24-22	12/10/17, W, 27-21 (OT)
Cowboys	7-10	+1/14/24, W, 48-32	+1/14/24, W, 48-32
Cardinals	8-9	10/13/24, W, 34-13	10/28/21, W, 24-21
Steelers	9-8	11/12/23, L, 23-19	11/12/23, L, 23-19
Giants	3-14	12/11/23, L, 24-22	11/11/23, L, 24-22
Lions	15-2	12/5/24, L, 34-31	12/5/24, L, 34-31
Broncos	10-7	10/22/23, L, 19-17	10/22/23, L, 19-17
Bears	5-12	1/5/25, L, 24-22	11/17/24, W, 20-19
Vikings	14-3	12/29/24, L, 27-25	12/29/24, L, 27-25
Totals	74-79	(.484)	
Overall	160-129	(.554)	

— NFC Wild Card Playoff

^— NFC Divisional Playoff

*— NFC Championship

CONSECUTIVE-SELLOUT STREAK

Due to health-and-safety concerns, the Packers made the decision to first not have fans at home games and then to sell a limited number tickets to a few home games in 2020 due to the pandemic, which put a pause to the franchise's sellout streak. The Packers were happy to welcome back full crowds for the 2021 season and after Week 9 against the Philadelphia Eagles this season, the sellout streak moved to 387 regular-season games at Lambeau Field (not including replacement games).

- ▶ The league's longest-tenured stadium, Lambeau Field is hosting its 68th season of football in 2025. For the victory over Seattle in the Divisional round of the 2019 playoffs, 78,998 Packers fans filled Lambeau Field for the second-highest paid attendance in stadium history (79,704 in the Divisional round of the 2014 playoffs versus Dallas).
- ▶ Across American professional sports, only Boston's Fenway Park (1912) and Chicago's Wrigley Field (1914) have longer tenures.
- ▶ Including the postseason, Green Bay is 285-142-6 (.666) at Lambeau Field (1957-2025).
- ▶ Under Head Coach **Matt LaFleur**, the Packers are 43-16 at home (including the postseason), a .729 winning percentage that ranks **No. 3 in the NFL** since 2019:

Team	Home Record (Since 2019)
1. Kansas City	53-14-0 (.791)
2. Buffalo	51-14-0 (.785)
3. Green Bay	43-16-0 (.729)
4. Philadelphia	41-19-1 (.680)
5. Baltimore	38-21-0 (.644)

PACKERS DIGITAL & SOCIAL MEDIA

Media and fans can visit www.packers.com and follow the Packers on social media for the most up-to-date information throughout training camp.

- ▶ On-demand video clips of all general manager, coach and player interviews will be available on the website and apps.
- ▶ Video conferences will be live streamed on packers.com, the Packers' mobile app, CTV app (Apple TV, Roku, Amazon Fire TV), Facebook, X and YouTube.
- ▶ Daily written stories covering practice and interviews with General Manager Brian Gutekunst, Head Coach Matt LaFleur, assistant coaches and players will be available on the website.
- ▶ 'Packers Unscripted' is posted twice a week as a video and podcast, featuring hosts Wes Hodkiewicz and Mike Spofford.
- ▶ 'Three Things' videos, featuring various Packers analysts, will recap events once per week.
- ▶ 'Packers Daily' video packages will be posted on the site and socially.
- ▶ 'Rock Report' videos featuring Larry McCarren will also be available.
- ▶ Fun 'off-the field' videos will be shared to give fans a closer look at the personalities on this year's team.

PRONUNCIATION GUIDE

PLAYERS

McCallan Castles	(mick-CAL-un)
Romeo Doubs	DOBBS
Kingsley Enagbare	ee-NAG-bar-ee
Lucas Havrisik	HAVE-ruh-sick
Elgton Jenkins	EL-ton
Xavier McKinney	ZAY-vier
Isaiah Neyor	nay-er
Nick Niemann	KNEE-min
Keisean Nixon	KEY-shawn
Kitan Oladapo	kuh-TAWN oh-luh-DAPP-oh
Matt Orzech	.OR-zick
Barryn Sorrell	BAIR-in sore-ELL
Nazir Stackhouse	NAH-zeer
Carrington Valentine	CAIR-ing-ton
Daniel Whelan	WEE-lan
Josh Whyte	WHY-lee
Dontayvion Wicks	don-TAY-vee-in
Savion Williams	SAY-vee-on

COACHES/FRONT OFFICE

Rich Bisaccia	bis-SOTCH-ee-uh
Wendel Davis	WEN-del
Ryan Downard	DOWN-erd
Sean Duggan	DUG-an
Rob Grosso	GROW-so
Brian Gutekunst	GOO-tuh-kunst
Jeremiah Kolone	kuh-LOW-nay
Matt LaFleur	la-flew-er
Jamael Lett	juh-MALL
Ryan Mahaffey	muh-HAFF-ee
Vince Oghobaase	oh-guh-BAH-see
Adam Stenavich	STEN-uh-vitch

BRIAN GUTEKUNST INTERVIEWS

- ▶ One-on-one interviews with Gutekunst should be arranged through Jason Wahlers (wahlersj@packers.com).

MATT LaFLEUR PRESS CONFERENCES

- ▶ During the regular season, LaFleur generally will be available in-person to media in the media auditorium on Monday, Wednesday, Thursday, Friday and after games.
- ▶ One-on-one interviews with LaFleur should be arranged through Jason Wahlers (wahlersj@packers.com).

PLAYER INTERVIEWS

- ▶ During the regular season, players on the active roster will be available in-person to media in the locker room generally on Monday, Wednesday, Thursday, Friday and following games.
- ▶ All interviews with players on the practice squad or injured reserve need to be requested and approved through the communications department.
- ▶ At the conclusion of all games, players will be made available following the NFL's standard "cooling-off" period.
- ▶ Any requests to interview players other than on the aforementioned days should be directed to a member of the Packers' communications department.

ASSISTANT COACH AVAILABILITY

- ▶ Coordinators – Adam Stenavich (offense), Jeff Hafley (defense) and Rich Bisaccia (special teams) – will continue to serve as primary spokesmen in their respective areas.
- ▶ During the regular season, coordinators will be available in-person to a limited number of media in the media auditorium once a week. Offensive and defensive position coaches generally will be available in-person. Specific availability will be included in our weekly advisory.
- ▶ Following games, LaFleur will be the only coach available to the media.
- ▶ Position coaches are available for questions on specific players and their position group only. Broader interview topics need to be directed to the respective coordinators.
- ▶ No assistant coach should be contacted directly by telephone (at his desk, home or on his cell phone), or by email. All interviews must be arranged through the communications department.
- ▶ Sarah Quick (quicks@packers.com) serves as the primary contact for assistant coaches. In her absence, feel free to contact another member of the communications staff.

PRACTICE ACCESS, PHOTOGRAPHY AND SOCIAL-MEDIA GUIDELINES

- ▶ During the regular season, practices will be open to local media who regularly cover the team for designated periods during the beginning of each session. Also as in prior years, photo/video opportunities will be limited to the beginning portions of practice.
- ▶ The team reserves the right to limit photography/video to certain periods for competitive reasons. This restriction applies to both training-camp and regular-season practices.
- ▶ During practice periods in which B-roll and still photography are NOT permitted, the media may not utilize camera phones, either. The communications staff will alert the media of the permissible "shooting" periods before and during each practice.
- ▶ Video of practice or press conferences by an individual or media outlet can be posted on social-media sites in compliance with the NFL online-content policy.
- ▶ No live-streaming or live broadcast of practice or press conferences or open locker room is permitted by an individual or media outlet at any time on any platform.
- ▶ NO entries about specific schemes, personnel groupings or anything that might be related in any way to game planning. If you have ANY questions about this, please ask a member of the Packers' communications staff before posting.
- ▶ NO entries regarding "football communications," including specific exchanges between coaches and players that might be overheard. Acknowledgement that the conversation occurred is acceptable, but we ask that the details of the conversation be withheld.
- ▶ NO detailed speculation as to the potential nature or severity of an injury. Once again, acknowledging that an injury occurred and providing general details (i.e., "right leg ..." or "left wrist ...") is permitted, but anything beyond that would be purely speculative and possibly inaccurate.
- ▶ Media are NOT permitted to photograph or shoot b-roll of injured players rehabbing on the practice field.
- ▶ Photographers (video and still) are asked to avoid filming, photographing, printing and/or airing any shots of any injury situation, while the injury occurs, while trainers attend to/treat the injured player, and while the player is leaving the field, either on his own or with aid. This includes minor injuries.
- ▶ Tripods are not allowed to be used while filming from the sideline.

NFL ONLINE-CONTENT POLICY

- ▶ Accredited Organizations may supplement its traditional media distribution platform (e.g., newspaper, television, radio) with other new media distribution platforms that it controls (e.g., websites, official social

media accounts, applications, podcasts), provided that, with respect to such new media distribution platforms: (i) any use of film or video or digital still images is limited to a reasonable amount or number (as applicable), and used only to illustrate or support news and editorial coverage of the Game or Event (as opposed to use in connection with or on commercial products (e.g., apparel, posters, commemorative programs, or other types of souvenir or other merchandise, or sponsored content) purposes; (ii) any use of film or video or digital still images is not used to create Simulated Video of game action; (iii) no video of game action is used (except that, if the Accredited Organization is a television broadcaster, Game or Event highlights may be shown as part of a single, non-archived, online "simulcast" of any regularly scheduled television news programming the Accredited Organization may broadcast, provided it adheres to the limits on such broadcasts set forth below); and (iv) use of non-game audio and video content obtained as a result of credentialed card access (e.g., press conferences, training camp, practice and/or interviews at NFL venues or events): (1) must be limited to 90 seconds maximum per day (180 seconds maximum -- 90 seconds per Member Club -- in two-Member Club markets), (2) may not be posted or streamed "live" or in real time in any form or medium and may not be archived (i.e., made available for on-demand public access for more than 24 hours after posting, etc.), (3) may appear only in an editorial context (i.e., no sponsorship, merchandising or advertising integrated with or around the content, including digital advertising, etc.), and (4) must be accompanied by links back to NFL.com and to the applicable Member Club's web site.

INJURY INFORMATION

- ▶ All injury information will be issued by Head Coach Matt LaFleur. Please do not address injury questions to another coach or staff member.

CELL PHONES

- ▶ The team does not tolerate cell-phone distractions at practice. Please set all phones to off or vibrate. Phone conversations are strongly discouraged, but if necessary, should be conducted well away from the field.

POOL REPORTER

- ▶ As assigned by the Professional Football Writers of America (PFWA), the Green Bay pool reporter for this season is Rob Demovsky of ESPN.com.

MISCELLANEOUS

- ▶ All items brought to practice (cameras, bags, tripods, equipment, etc.) should be stored against the wall,

away from the field, for safety reasons.

- ▶ Food is not allowed during practice.
- ▶ Any equipment not stored should be held at all times; when avoiding oncoming action, it is important that anything in your possession moves as you move.
- ▶ No players or coaches may be actively engaged in conversation or interviewed while practice is in progress.

CREDENTIALS

- ▶ All credential requests may be requested through Sarah Quick, assistant director of communications, via email: quicks@packers.com. All media must now register in Accredited. Credentials will not be mailed. Credentials can be picked up on gameday at Media Will Call on the south side of the stadium near the Invisalign Gate. Media Will Call opens four hours prior to kickoff.

PHOTO CREDENTIALS

- ▶ Photo credentials will not be issued to freelance photographers unless on a specific assignment from an accredited organization.

STADIUM ACCESS

- ▶ Please enter through the loading dock/security entrance with your 2025 non-gameday credential. Those with a simplex card can enter through the media workroom entrance. Please email Sarah Quick (quicks@packers.com) if a day pass is needed.

GAME-CREDENTIAL DEADLINES

- ▶ Following are credential application deadlines for the Packers' regular-season games. All written requests should be directed to Sarah Quick via email at quicks@packers.com.
- ▶ vs. Minnesota Vikings – Wednesday, Nov. 19 by 5 p.m.
- ▶ at Detroit Lions (Thanksgiving) – Thursday, Nov. 20 by noon
- ▶ vs. Chicago Bears – Wednesday, Dec. 3 by 5 p.m.
- ▶ at Denver Broncos – Monday, Dec. 8 by noon
- ▶ at Chicago Bears (Saturday) – Friday, Dec. 12 by noon
- ▶ vs. Baltimore Ravens – Tuesday, Dec. 23 by 5 p.m.
- ▶ at Minnesota Vikings – Monday, Dec. 29 by noon

ROSTER/ALPHABETICAL

NO.	NAME	POS	HT	WT	DOB	EXP	COLLEGE	HOMETOWN	HOW ACQ
Active (53)									
39	Anderson, Zayne	S	6-2	206	1/3/1997	3	Brigham Young	Stansbury Park, Utah	W-23 (Buf.)
65	Banks, Aaron	G	6-5	325	9/3/1997	5	Notre Dame	El Cerrito, Calif.	UFA (SF)-25
71	Belton, Anthony	T	6-6	336	2/23/2001	R	North Carolina State	Tallahassee, Fla.	D2-25
91	Brinson, Warren	DL	6-5	315	2/4/2002	R	Georgia	Bradenton, Fla.	D6-25
30	Brooks, Chris	RB	6-1	219	1/11/2000	3	Brigham Young	Oceanside, Calif.	FA-24
94	Brooks, Karl	DL	6-3	296	5/8/2000	3	Bowling Green	Lansing, Mich.	D6a-23
20	Bullard, Javon	S	5-10	198	9/5/2002	2	Georgia	Milledgeville, Ga.	D2b-24
56	Cooper, Edgerrin	LB	6-2	229	11/17/2001	2	Texas A&M	Covington, La.	D2a-24
87	Doubs, Romeo	WR	6-2	204	4/13/2000	4	Nevada	Los Angeles, Calif.	D4a-22
55	Enagbare, Kingsley	DL	6-4	258	1/18/2000	4	South Carolina	Atlanta, Ga.	D5-22
86	FitzPatrick, John	TE	6-7	262	3/9/2000	4	Georgia	Atlanta, Ga.	FA-24 (PS)-At
52	Gary, Rashan	DL	6-5	277	12/3/1997	7	Michigan	Paramus, N.J.	D1a-19
0	Golden, Matthew	WR	5-11	191	8/1/2003	R	Texas	Klein, Texas	D1-25
36	Hadden, Kamal	CB	6-1	192	1/17/2001	1	Tennessee	River Rouge, Mich.	FA-24
35	Havrisik, Lucas	K	6-2	185	9/29/1999	2	Arizona	Norco, Calif.	FA-25
18	Heath, Malik	WR	6-2	213	3/31/2000	3	Mississippi	Jackson, Miss.	FA-23
21	Hobbs, Nate	CB	6-0	195	6/24/1999	5	Illinois	Louisville, Ky.	UFA (LV)-25
59	Hopper, Ty Ron	LB	6-2	228	4/26/2001	2	Missouri	Roswell, Ga.	D3b-24
8	Jacobs, Josh	RB	5-10	223	2/11/1998	7	Alabama	Tulsa, Okla.	UFA (LV)-24
67	Jennings, Donovan	G/T	6-4	323	11/24/1999	1	South Florida	Tampa, Fla.	FA-24
70	Kinnard, Darian	T/G	6-5	322	12/29/1999	3	Kentucky	Cleveland, Ohio	T-25 (Phi)
10	Love, Jordan	QB	6-4	219	11/2/1998	6	Utah State	Bakersfield, Calif.	D1b-20
58	McDuffie, Isaiah	LB	6-1	227	7/21/1999	5	Boston College	Buffalo, N.Y.	D6b-21
29	McKinney, Xavier	S	6-0	201	8/9/1999	6	Alabama	Roswell, Ga.	UFA (NYG)-24
17	McManus, Brandon	K	6-3	201	7/25/1991	12	Temple	Lansdale, Pa.	FA-24
16	Melton, Bo	CB	5-11	189	5/18/1999	2	Rutgers	Egg Harbor City, N.J.	FA-22 (PS)-Sea
62	Monk, Jacob	C/G	6-3	308	6/4/2001	2	Duke	Wendell, N.C.	D5a-24
77	Morgan, Jordan	T/G	6-5	311	8/4/2001	2	Arizona	Tucson, Ariz.	D1-24
53	Mosby, Arron	DL	6-3	250	4/13/1999	3	Fresno State	Sanger, Calif.	W-23 (Car.)
88	Musgrave, Luke	TE	6-6	253	9/2/2000	3	Oregon State	Bend, Ore.	D2c-23
25	Nixon, Keisean	CB	5-10	200	6/22/1997	7	South Carolina	Los Angeles, Calif.	FA-22
27	Oladapo, Kitan	S	6-2	216	10/10/2000	2	Oregon State	Portland, Ore.	D5b-24
42	Orzech, Matt	LS	6-3	245	4/12/1995	6	Azusa Pacific	Menifee, Calif.	UFA (LAR)-23
1	Parsons, Micah	DL	6-3	250	5/26/1999	5	Penn State	Harrisburg, Pa.	T-25 (Dal.)
75	Rhyan, Sean	G	6-5	321	9/15/2000	4	UCLA	San Juan Capistrano, Calif.	D3-22
99	Sorrell, Barryn	DL	6-3	256	12/22/2002	R	Texas	New Orleans, La.	D4-25
93	Stackhouse, Nazir	DL	6-4	327	4/18/2002	R	Georgia	Decatur, Ga.	FA-25
50	Tom, Zach	OL	6-4	304	3/26/1999	4	Wake Forest	Baton Rouge, La.	D4b-22
24	Valentine, Carrington	CB	6-0	189	9/9/2001	3	Kentucky	Cincinnati, Ohio	D7a-23
90	Van Ness, Lukas	DL	6-5	272	7/6/2001	3	Iowa	Barrington, Ill.	D1-23
7	Walker, Quay	LB	6-4	241	5/8/2000	4	Georgia	Cordele, Ga.	D1a-22
63	Walker, Rasheed	T	6-6	324	2/13/2000	4	Penn State	Waldorf, Md.	D7c-22
9	Watson, Christian	WR	6-4	208	5/12/1999	4	North Dakota State	Tampa, Fla.	D2-22
54	Welch, Kristian	LB	6-3	240	5/24/1998	6	Iowa	Iola, Wis.	UFA (Bal.)-25
19	Whelan, Daniel	P	6-5	216	2/10/1999	3	UC Davis	Rancho Mirage, Calif.	FA-23
81	Whyte, Josh	TE	6-7	248	9/8/1999	3	Cincinnati	Cincinnati, Ohio	FA-25
13	Wicks, Dontayvion	WR	6-1	206	6/16/2001	3	Virginia	Plaquemine, La.	D5b-23
33	Williams, Evan	S	5-11	200	7/28/2001	2	Oregon	Mountain View, Calif.	D4-24
3	Williams, Savion	WR	6-4	222	11/22/2001	R	TCU	Marshall, Texas	D3-25
2	Willis, Malik	QB	6-1	225	5/25/1999	4	Liberty	Roswell, Ga.	T-24 (Ten.)
23	Wilson, Emanuel	RB	5-10	226	5/8/1999	3	Fort Valley State	Huntersville, N.C.	FA-23
96	Wooden, Colby	DL	6-4	273	12/21/2000	3	Auburn	Lawrenceville, Ga.	D4-23
95	Wyatt, Devonte	DL	6-3	304	3/31/1998	4	Georgia	Decatur, Ga.	D1b-22
Injured Reserve (6)									
57	Cox Jr., Brenton	DL	6-4	250	1/30/2000	3	Florida	Stockbridge, Ga.	FA-23
79	Glover, Travis	T	6-6	317	8/17/2000	2	Georgia State	Vienna, Ga.	D6-24
74	Jenkins, Elgton	C/G	6-5	311	12/26/1995	7	Mississippi State	Clarksdale, Miss.	D2-19
85	Kraft, Tucker	TE	6-5	259	11/3/2000	3	South Dakota State	Timber Lake, S.D.	D3-23
31	Niemann, Nick	LB	6-3	234	12/2/1997	5	Iowa	Sycamore, Ill.	FA-25
11	Reed, Jayden	WR	5-11	187	4/28/2000	3	Michigan State	Naperville, Ill.	D2b-23
Injured Reserve - Designated For Return (1)									
32	Lloyd, MarShawn	RB	5-9	220	1/5/2001	2	Southern California	Hyattsville, Md.	D3a-24
Practice Squad (17)									
37	Baldwin, Johnathan	DB	6-0	190	2/8/2003	R	UNLV	Houston, Texas	FA-25
72	Banks, Brant	T	6-7	306	5/1/2000	R	Rice	Houston, Texas	FA-25
69	Barnett, Dante	DL	6-1	275	2/11/2003	R	Dickinson	Birmingham, England	FA-25
47	Castles, McCallan	TE	6-4	244	12/3/1999	1	Tennessee	South Lake Tahoe, CA	FA-25
78	Cooper, Dalton	T	6-6	326	3/15/2001	R	Oklahoma State	Prague, Okla.	FA-25
49	Dabney, Drake	TE	6-5	246	5/14/2002	R	TCU	Cypress, Texas	FA-25
98	Ester, James	DL	6-3	289	8/30/2001	1	Northern Illinois	Detroit, Mich.	FA-24
46	Herring, Tyron	CB	6-1	201	4/14/2001	R	Delaware	Deerfield Beach, Fla.	FA-25
84	Johnson, Jamon	LB	6-1	236	11/28/2001	R	Kentucky	Baltimore, Md.	FA-25
48	Keeney-James, Jakobie	WR	6-0	190	9/26/2000	R	UMass	Redlands, Calif.	FA-25
80	Neyor, Isaiah	WR	6-4	218	6/7/2001	R	Nebraska	Arlington, Texas	FA-25
82	Sheppard, Will	WR	6-3	196	2/11/2002	R	Colorado	Mandeville, La.	FA-25
38	Simpson, Jaylin	DB	6-0	180	3/17/2000	1	Auburn	Saint Simons Island, Ga.	FA-25
68	Smith, Lecitus	G/C	6-3	314	7/13/1998	3	Virginia Tech	Fitzgerald, Ga.	FA-25
22	Strong Jr., Pierre	RB	5-11	207	12/10/1998	4	South Dakota State	Little Rock, Ark.	FA-25
19	Tune, Clayton	QB	6-3	220	3/23/1999	3	Houston	Carrollton, Texas	FA-25
89	Woods II, Michael	WR	6-1	204	3/19/2000	3	Oklahoma	Magnolia, Texas	FA-25
Reserve/PUP (2)									

ROSTER/ALPHABETICAL

45	Oliver, Collin	DL	6-2	240	9/23/2002	R	Oklahoma State	Edmond, Okla.	D5-25
73	Williams, John	G	6-4	322	1/17/2002	R	Cincinnati	Bolingbrook, Ill.	D7b-25

ROSTER/NUMERICAL

NO.	NAME	POS	HT	WT	DOB	EXP	COLLEGE	HOMETOWN	HOW ACC
Active (53)									
0	Matthew Golden	WR	5-11	191	8/1/2003	R	Texas	Klein, Texas	D1-25
1	Micah Parsons	DL	6-3	250	5/26/1999	5	Penn State	Harrisburg, Pa.	T-25 (Dal.)
2	Malik Willis	QB	6-1	225	5/25/1999	4	Liberty	Roswell, Ga.	T-24 (Ten.)
7	Quay Walker	LB	6-4	241	5/8/2000	4	Georgia	Cordele, Ga.	D1a-22
8	Josh Jacobs	RB	5-10	223	2/11/1998	7	Alabama	Tulsa, Okla.	UFA (LV)-24
9	Christian Watson	WR	6-4	208	5/12/1999	4	North Dakota State	Tampa, Fla.	D2-22
10	Jordan Love	QB	6-4	219	11/2/1998	6	Utah State	Bakersfield, Calif.	D1-20
13	Dontayvion Wicks	WR	6-1	206	6/16/2001	3	Virginia	Plaquemine, La.	D5b-23
16	Bo Melton	CB	5-11	189	5/18/1999	2	Rutgers	Egg Harbor City, N.J.	FA-22 (PS-Se.)
17	Brandon McManus	K	6-3	201	7/25/1991	12	Temple	Lansdale, Pa.	FA-24
18	Malik Heath	WR	6-2	213	3/31/2000	3	Mississippi	Jackson, Miss.	FA-23
19	Daniel Whelan	P	6-5	216	2/10/1999	3	UC Davis	Rancho Mirage, Calif.	FA-23
20	Javon Bullard	S	5-10	198	9/5/2002	2	Georgia	Milledgeville, Ga.	D2b-24
21	Nate Hobbs	CB	6-0	195	6/24/1999	5	Illinois	Louisville, Ky.	UFA (LV)-25
23	Emanuel Wilson	RB	5-10	226	5/8/1999	3	Fort Valley State	Huntersville, N.C.	FA-23
24	Carrington Valentine	CB	6-0	189	9/9/2001	3	Kentucky	Cincinnati, Ohio	D7a-23
25	Keisane Nixon	CB	5-10	200	6/22/1997	7	South Carolina	Los Angeles, Calif.	FA-22
27	Kitan Oladapo	S	6-2	216	10/10/2000	2	Oregon State	Portland, Ore.	D5b-24
29	Xavier McKinney	S	6-0	201	8/9/1999	6	Alabama	Roswell, Ga.	UFA (NG)-24
30	Chris Brooks	RB	6-1	219	1/11/2000	3	Brigham Young	Oceanside, Calif.	FA-24
33	Evan Williams	S	5-11	200	7/28/2001	2	Oregon	Mountain View, Calif.	D4-24
35	Lucas Havrisik	K	6-2	185	9/29/1999	2	Arizona	Norco, Calif.	FA-25
36	Kamal Hadden	CB	6-1	192	1/17/2001	1	Tennessee	River Rouge, Mich.	FA-24
39	Zayne Anderson	S	6-2	206	1/3/1997	3	Brigham Young	Stansbury Park, Utah	W-23 (Buf.)
42	Matt Orzech	LB	6-3	245	4/12/1995	6	Azusa Pacific	Menifee, Calif.	UFA (LAR)-23
50	Zach Tom	OL	6-4	304	3/26/1999	4	Wake Forest	Baton Rouge, La.	D4b-22
52	Rashan Gary	DL	6-5	277	12/3/1997	7	Michigan	Paramus, N.J.	D1a-19
53	Arron Mosby	DL	6-3	250	4/13/1999	3	Fresno State	Sanger, Calif.	W-23 (Car.)
54	Kristian Welch	LB	6-3	240	5/24/1998	6	Iowa	Iola, Wis.	UFA (Bal.)-25
55	Kingsley Enagbare	DL	6-4	258	1/18/2000	4	South Carolina	Atlanta, Ga.	D5-22
56	Edgerin Cooper	LB	6-2	229	11/17/2001	2	Texas A&M	Covington, La.	D2a-24
58	Isaiah McDiffie	LB	6-1	227	7/21/1999	5	Boston College	Buffalo, N.Y.	D6b-21
59	Ty Ron Hopper	LB	6-2	228	4/26/2001	2	Missouri	Roswell, Ga.	D3b-24
62	Jacob Monk	C/G	6-3	308	6/4/2001	2	Duke	Wendell, N.C.	D5a-24
63	Rasheed Walker	T	6-6	324	2/13/2000	4	Penn State	Waldorf, Md.	D7c-22
65	Aaron Banks	G	6-5	325	9/3/1997	5	Notre Dame	El Cerrito, Calif.	UFA (SF)-25
67	Donovan Jennings	G/T	6-4	323	11/24/1999	1	South Florida	Tampa, Fla.	FA-24
70	Darian Kinnard	T/G	6-5	322	12/29/1999	3	Kentucky	Cleveland, Ohio	T-25 (Phi.)
71	Anthony Belton	T	6-6	336	2/23/2001	R	North Carolina State	Tallahassee, Fla.	D2-25
75	Sean Rhyhan	G	6-5	321	9/15/2000	4	UCLA	San Juan Capistrano, Calif.	D3-22
77	Jordan Morgan	T/G	6-5	311	8/4/2001	2	Arizona	Tucson, Ariz.	D1-24
81	Josh Whyte	TE	6-7	248	9/8/1999	3	Cincinnati	Cincinnati, Ohio	FA-25
83	Savion Williams	WR	6-4	222	11/22/2001	R	TCU	Marshall, Texas	D3-25
86	John FitzPatrick	TE	6-7	262	3/9/2000	4	Georgia	Atlanta, Ga.	FA-24 (PS-Atl.)
87	Romeo Doubs	WR	6-2	204	4/13/2000	4	Nevada	Los Angeles, Calif.	D4a-22
88	Luke Musgrave	TE	6-6	253	9/2/2000	3	Oregon State	Bend, Ore.	D2a-23
90	Lukas Van Ness	DL	6-5	272	7/6/2001	3	Iowa	Barrington, Ill.	D1-23
91	Warren Brinson	DL	6-5	315	2/4/2002	R	Georgia	Bradenton, Fla.	D6-25
93	Nazir Stackhouse	DL	6-4	327	4/18/2002	R	Georgia	Decatur, Ga.	FA-25
94	Karl Brooks	DL	6-3	296	5/8/2000	3	Bowling Green	Lansing, Mich.	D6a-23
95	Devonte Wyatt	DL	6-3	304	3/31/1998	4	Georgia	Decatur, Ga.	D1b-22
96	Colby Wooden	DL	6-4	273	12/21/2000	3	Auburn	Lawrenceville, Ga.	D4-23
99	Barry Sorrell	DL	6-3	256	12/22/2002	R	Texas	New Orleans, La.	D4-25
Injured Reserve (6)									
11	Jayden Reed	WR	5-11	187	4/28/2000	3	Michigan State	Naperville, Ill.	D2b-23
31	Nick Niemann	LB	6-3	234	12/2/1997	5	Iowa	Sycamore, Ill.	FA-25
57	Brenton Cox Jr.	DL	6-4	250	1/30/2000	3	Florida	Stockbridge, Ga.	FA-23
74	Elgton Jenkins	C/G	6-5	311	12/26/1995	7	Mississippi State	Clarksdale, Miss.	D2-19
79	Travis Glover	T	6-6	317	8/17/2000	2	Georgia State	Vienna, Ga.	D6-24
85	Tucker Kraft	TE	6-5	259	11/3/2000	3	South Dakota State	Timber Lake, S.D.	D3-23
Injured Reserve - Designated For Return (1)									
32	MarShawn Lloyd	RB	5-9	220	1/5/2001	2	Southern California	Hyattsville, Md.	D3a-24
Practice Squad (17)									
19	Clayton Tune	QB	6-3	220	3/23/1999	3	Houston	Carrollton, Texas	FA-25
22	Pierre Strong Jr.	RB	5-11	207	12/10/1998	4	South Dakota State	Little Rock, Ark.	FA-25
37	Johnathan Baldwin	DB	6-0	190	2/8/2003	R	UNLV	Houston, Texas	FA-25
38	Jaylin Simpson	DB	6-0	180	3/17/2000	1	Auburn	Saint Simons Island, Ga.	FA-25
46	Tyron Herring	CB	6-1	201	4/14/2001	R	Delaware	Deerfield Beach, Fla.	FA-25
47	McCallan Castles	TE	6-4	244	12/3/1999	1	Tennessee	South Lake Tahoe, CA	FA-25
48	Jamon Johnson	LB	6-1	236	11/28/2001	R	Kentucky	Baltimore, Md.	FA-25
49	Drake Dabney	TE	6-5	246	5/14/2002	R	TCU	Cypress, Texas	FA-25
68	Lecitus Smith	G/C	6-3	314	7/13/1998	3	Virginia Tech	Fitzgerald, Ga.	FA-25
69	Dante Barnett	DL	6-1	275	2/11/2003	R	Dickinson	Birmingham, England	FA-25
72	Brant Banks	T	6-7	306	5/1/2000	R	Rice	Houston, Texas	FA-25
78	Dalton Cooper	T	6-6	326	3/15/2001	R	Oklahoma State	Prague, Okla.	FA-25
80	Isaiah Neyor	WR	6-4	218	6/7/2001	R	Nebraska	Arlington, Texas	FA-25
82	Will Sheppard	WR	6-3	196	2/11/2002	R	Colorado	Mandeville, La.	FA-25
84	Jakobie Keeney-James	WR	6-0	190	9/26/2000	R	UMass	Redlands, Calif.	FA-25
89	Michael Woods II	WR	6-1	204	3/19/2000	3	Oklahoma	Magnolia, Texas	FA-25
98	James Ester	DL	6-3	289	8/30/2001	1	Northern Illinois	Detroit, Mich.	FA-24
Reserve/PUP (2)									

ROSTER/NUMERICAL

45	Collin Oliver	DL	6-2	240	9/23/2002	R	Oklahoma State	Edmond, Okla.	D5-25
73	John Williams	G	6-4	322	1/17/2002	R	Cincinnati	Bolingbrook, Ill.	D7b-25

ROSTER/POSITIONAL

NO.	NAME	POS.	HT.	WT.	AGE	EXP.	COLLEGE	HOMETOWN	HOW ACQ.
QUARTERBACKS (2)									
2	Malik Willis	QB	6-1	225	26	4	Liberty	Roswell, Ga.	T-24 (Ten.)
10	Jordan Love	QB	6-4	219	27	6	Utah State	Bakersfield, Calif.	D1-20
RUNNING BACKS (3)									
8	Josh Jacobs	RB	5-10	223	27	7	Alabama	Tulsa, Okla.	UFA (LV)-24
23	Emanuel Wilson	RB	5-10	226	26	3	Fort Valley State	Huntersville, N.C.	FA-23
30	Chris Brooks	RB	6-1	219	25	3	Brigham Young	Oceanside, Calif.	FA-24
WIDE RECEIVERS (6)									
0	Matthew Golden	WR	5-11	191	22	R	Texas	Klein, Texas	D1-25
9	Christian Watson	WR	6-4	208	26	4	North Dakota State	Tampa, Fla.	D2-22
13	Dontayvion Wicks	WR	6-1	206	24	3	Virginia	Plaquemine, La.	D5b-23
18	Malik Heath	WR	6-2	213	25	3	Mississippi	Jackson, Miss.	FA-23
83	Savion Williams	WR	6-4	222	23	R	TCU	Marshall, Texas	D3-25
87	Romeo Doubs	WR	6-2	204	25	4	Nevada	Los Angeles, Calif.	D4a-22
TIGHT ENDS (3)									
81	Josh Whyte	TE	6-7	248	26	3	Cincinnati	Cincinnati, Ohio	FA-25
86	John FitzPatrick	TE	6-7	262	25	4	Georgia	Atlanta, Ga.	FA-24 (PS-Atl.)
88	Luke Musgrave	TE	6-6	253	25	3	Oregon State	Bend, Ore.	D2a-23
OFFENSIVE LINE (9)									
50	Zach Tom	OL	6-4	304	26	4	Wake Forest	Baton Rouge, La.	D4b-22
62	Jacob Monk	C/G	6-3	308	24	2	Duke	Wendell, N.C.	D5a-24
63	Rasheed Walker	T	6-6	324	25	4	Penn State	Waldorf, Md.	D7c-22
65	Aaron Banks	G	6-5	325	28	5	Notre Dame	El Cerrito, Calif.	UFA (SF)-25
67	Donovan Jennings	G/T	6-4	323	25	1	South Florida	Tampa, Fla.	FA-24
70	Darian Kinnard	T/G	6-5	322	25	3	Kentucky	Cleveland, Ohio	T-25 (Phi.)
71	Anthony Belton	T	6-6	336	24	R	North Carolina State	Tallahassee, Fla.	D2-25
75	Sean Rhyan	G	6-5	321	25	4	UCLA	San Juan Capistrano, Calif.	D3-22
77	Jordan Morgan	T/G	6-5	311	24	2	Arizona	Tucson, Ariz.	D1-24
LINEBACKERS (5)									
7	Quay Walker	LB	6-4	241	25	4	Georgia	Cordele, Ga.	D1a-22
54	Kristian Welch	LB	6-3	240	27	6	Iowa	Iola, Wis.	UFA (Bal.)-25
56	Edgerrin Cooper	LB	6-2	229	24	2	Texas A&M	Covington, La.	D2a-24
58	Isaiah McDuffie	LB	6-1	227	26	5	Boston College	Buffalo, N.Y.	D6b-21
59	Ty'Ron Hopper	LB	6-2	228	24	2	Missouri	Roswell, Ga.	D3b-24
DEFENSIVE BACKS (10)									
16	Bo Melton	CB	5-11	189	26	2	Rutgers	Egg Harbor City, N.J.	FA-22 (PS-Sea.)
20	Javon Bullard	S	5-10	198	23	2	Georgia	Milledgeville, Ga.	D2b-24
21	Nate Hobbs	CB	6-0	195	26	5	Illinois	Louisville, Ky.	UFA (LV)-25
24	Carrington Valentine	CB	6-0	189	24	3	Kentucky	Cincinnati, Ohio	D7a-23
25	Keisean Nixon	CB	5-10	200	28	7	South Carolina	Los Angeles, Calif.	FA-22
27	Kitan Oladapo	S	6-2	216	25	2	Oregon State	Portland, Ore.	D5b-24
29	Xavier McKinney	S	6-0	201	26	6	Alabama	Roswell, Ga.	UFA (NYG)-24
33	Evan Williams	S	5-11	200	24	2	Oregon	Mountain View, Calif.	D4-24
36	Kamal Hadden	CB	6-1	192	24	1	Tennessee	River Rouge, Mich.	FA-24
39	Zayne Anderson	S	6-2	206	28	3	Brigham Young	Stansbury Park, Utah	W-23 (Buf.)
DEFENSIVE LINE (11)									
1	Micah Parsons	DL	6-3	250	26	5	Penn State	Harrisburg, Pa.	T-25 (Dal.)
52	Rashan Gary	DL	6-5	277	27	7	Michigan	Paramus, N.J.	D1a-19
53	Arron Mosby	DL	6-3	250	26	3	Fresno State	Sanger, Calif.	W-23 (Car.)
55	Kingsley Enagbare	DL	6-4	258	25	4	South Carolina	Atlanta, Ga.	D5-22
90	Lukas Van Ness	DL	6-5	272	24	3	Iowa	Barrington, Ill.	D1-23
91	Warren Brinson	DL	6-5	315	23	R	Georgia	Bradenton, Fla.	D6-25
93	Nazir Stackhouse	DL	6-4	327	23	R	Georgia	Decatur, Ga.	FA-25
94	Karl Brooks	DL	6-3	296	25	3	Bowling Green	Lansing, Mich.	D6a-23
95	Devonte Wyatt	DL	6-3	304	27	4	Georgia	Decatur, Ga.	D1b-22
96	Colby Wooden	DL	6-4	273	24	3	Auburn	Lawrenceville, Ga.	D4-23
99	Barrynn Sorrell	DL	6-3	256	22	R	Texas	New Orleans, La.	D4-25
SPECIALISTS (4)									
17	Brandon McManus	K	6-3	201	34	12	Temple	Lansdale, Pa.	FA-24
19	Daniel Whelan	P	6-5	216	26	3	UC Davis	Rancho Mirage, Calif.	FA-23
35	Lucas Havrisik	K	6-2	185	26	2	Arizona	Norco, Calif.	FA-25
42	Matt Orzech	LS	6-3	245	30	6	Azusa Pacific	Menifee, Calif.	UFA (LAR)-23

ROSTER/HOW BUILT

YEAR	DRAFTTEES (29)	FREE AGENTS (13)	COLLEGE FREE AGENTS (4)	TRADES/WAIVERS (5)	PRACTICE SQUAD (2)
2019	DL R. Gary (1a)				
2020	QB J. Love (1)				
2021	LB I. McDuffie (6b)				
2022	LB Q. Walker (1a) DL D. Wyatt (1b) WR C. Watson (2) G S. Rhyan (3) WR R. Doubs (4a) OL Z. Tom (4b) DL K. Enagbare (5) T R. Walker (7c)	CB K. Nixon (FA-22)			CB B. Melton (FA-22 PS-Sea.)
2023	DL L. Van Ness (1) TE L. Musgrave (2a) DL C. Wooden (4) WR D. Wicks (5b) DL K. Brooks (6a) CB C. Valentine (7a)	LS M. Orzech (UFA LAR -23) P D. Whelan (FA-23)	WR M. Heath (FA-23) RB E. Wilson (FA-23)	S Z. Anderson (W-23 Buf.) DL A. Mosby (W-23 Car.)	
2024	T/G J. Morgan (1) LB E. Cooper (2a) S J. Bullard (2b) LB T. Hopper (3b) S E. Williams (4) C/G J. Monk (5a) S K. Oladapo (5b)	RB C. Brooks (FA-24) CB K. Hadden (FA-24) RB J. Jacobs (UFA LV -24) S X. McKinney (UFA NYG -24) K B. McManus (FA-24)	G/T D. Jennings (FA-24)	QB M. Willis (T-24 Ten.)	TE J. FitzPatrick (FA-24 PS-Att.)
2025	WR M. Golden (1) T A. Belton (2) WR S. Williams (3) DL B. Sorrell (4) DL W. Brinson (6)	G A. Banks (UFA SF -25) K L. Havrisik (FA-25) CB N. Hobbs (UFA LV -25) LB K. Welch (UFA Bal. -25) TE J. Whyte (FA-25)	DL N. Stackhouse (FA-25)	T/G D. Kinnard (T-25 Phi.) DL M. Parsons (T-25 Dal.)	

DEPTH CHART

Unofficial, Nov. 18, 2025

OFFENSE

WR:	87	Romeo Doubs	13	Dontayvion Wicks	
WR:	<u>0</u>	<u>Matthew Golden</u>	<u>83</u>	<u>Savion Williams</u>	
LT:	63	Rasheed Walker	77	Jordan Morgan	
LG:	65	Aaron Banks	67	Donovan Jennings	
C:	75	Sean Rhyan	62	Jacob Monk	
RG:	77	Jordan Morgan	70	Darian Kinnard	
RT:	50	Zach Tom	<u>71</u>	<u>Anthony Belton</u>	
TE:	88	Luke Musgrave	86	John FitzPatrick	81 Josh Whyte
WR:	9	Christian Watson	18	Malik Heath	
QB:	10	Jordan Love	2	Malik Willis	
RB:	8	Josh Jacobs	23	Emanuel Wilson	30 Chris Brooks

DEFENSE

DE:	52	Rashan Gary	90	Lukas Van Ness	<u>99</u> <u>Barryn Sorrell</u>
DT:	95	Devonte Wyatt	94	Karl Brooks	<u>91</u> <u>Warren Brinson</u>
DT:	96	Colby Wooden	<u>93</u>	<u>Nazir Stackhouse</u>	
DE:	1	Micah Parsons	55	Kingsley Enagbare	53 Arron Mosby
LB:	58	Isaiah McDuffie	59	Ty’Ron Hopper	
LB:	7	Quay Walker	59	Ty’Ron Hopper	
LB:	56	Edgerrin Cooper	54	Kristian Welch	
CB:	25	Keisean Nixon	21	Nate Hobbs	36 Kamal Hadden
CB:	24	Carrington Valentine	16	Bo Melton	
S:	29	Xavier McKinney	20	Javon Bullard	27 Kitan Oladapo
S:	33	Evan Williams	39	Zayne Anderson	

SPECIAL TEAMS

K:	17	Brandon McManus	35	Lucas Havrisik	
P:	19	Daniel Whelan			
H:	19	Daniel Whelan			
PR:	87	Romeo Doubs	25	Keisean Nixon	<u>0</u> <u>Matthew Golden</u>
KR:	<u>83</u>	<u>Savion Williams</u>	16	Bo Melton	25 Keisean Nixon
LS:	42	Matt Orzech			

Rookies are underlined

COACH LOCATIONS AT LAMBEAU FIELD

- **Coaches’ Box:** Jeff Hafley (defensive coordinator), Adam Stenavich (offensive coordinator), Luke Getsy (senior assistant), Eddie Gordon (assistant offensive line), Connor Lewis (pass game specialist/game management), Wendel Davis (defensive quality control), Rob Grosso (offensive quality control), Jeff Koonz (defensive assistant) and Jamael Lett (defensive quality control).
- **Sideline:** Rich Bisaccia (assistant head coach/special teams coordinator), Aaron Hill (strength & conditioning coordinator), Derrick Ansley (passing game coordinator/defense), DeMarcus Covington (defensive line/run game coordinator), Jason Vrable (passing game coordinator), Luke Butkus (offensive line), Ryan Downard (defensive backs), Sean Duggan (linebackers), John Dunn (tight ends), Ryan Mahaffey (wide receivers), Sean Mannion (quarterbacks), Ben Sirmans (running backs), Vince Oghobaase (assistant defensive line), Byron Storer (assistant special teams), Cory Harkey (special teams quality control), Jeremiah Kolone (offensive assistant - minority fellowship), Todd Hunt (strength & conditioning assistant), Marcus Jones (strength & conditioning assistant) and Ben Schumacher (strength & conditioning assistant).

*Locations may vary in away stadiums

GAME-BY-GAME STARTERS

2025 REGULAR SEASON												
OFFENSE												
DATE	OPPONENT	WR	WR	LT	LG	C	RG	RT	TE	TE	QB	RB
9/7	Detroit	R. Douns	<u>M. Golden</u>	R. Walker	A. Banks	E. Jenkins	S. Rhyan	Z. Tom	T. Kraft	L. Musgrave	J. Love	J. Jacobs
9/11	Washington	R. Douns/ D. Wicks	J. Reed	R. Walker	J. Morgan	E. Jenkins	S. Rhyan	<u>A. Belton</u>	T. Kraft	--	J. Love	J. Jacobs
9/21	at Cleveland	R. Douns/ D. Wicks	<u>M. Golden</u>	R. Walker	A. Banks	E. Jenkins	S. Rhyan	Z. Tom	T. Kraft	--	J. Love	J. Jacobs
9/28	at Dallas	R. Douns	D. Wicks	R. Walker	J. Morgan	E. Jenkins	S. Rhyan	D. Kinnard	T. Kraft	L. Musgrave	J. Love	J. Jacobs
10/12	Cincinnati	R. Douns	D. Wicks	R. Walker	A. Banks	E. Jenkins	J. Morgan	Z. Tom	T. Kraft	L. Musgrave	J. Love	J. Jacobs
10/19	at Arizona	R. Douns	<u>M. Golden</u>	R. Walker	A. Banks	E. Jenkins	J. Morgan	Z. Tom	T. Kraft	L. Musgrave	J. Love	J. Jacobs
10/26	at Pittsburgh	R. Douns/ C. Watson	<u>M. Golden</u>	R. Walker	A. Banks	E. Jenkins	J. Morgan	Z. Tom	T. Kraft	--	J. Love	J. Jacobs
11/2	Carolina	R. Douns	C. Watson	R. Walker	A. Banks	E. Jenkins	J. Morgan	Z. Tom	T. Kraft	L. Musgrave	J. Love	J. Jacobs
11/10	Philadelphia	R. Douns/ D. Wicks	C. Watson	R. Walker	A. Banks	E. Jenkins	J. Morgan	Z. Tom	L. Musgrave	--	J. Love	J. Jacobs
11/16	at N.Y. Giants	R. Douns	C. Watson	R. Walker	A. Banks	S. Rhyan	J. Morgan	Z. Tom	J. FitzPatrick	J. Whyte	J. Love	J. Jacobs
11/23		--	--	--	--	--	--	--	--	--	--	--
11/27		--	--	--	--	--	--	--	--	--	--	--
12/7		--	--	--	--	--	--	--	--	--	--	--
12/14		--	--	--	--	--	--	--	--	--	--	--
12/20		--	--	--	--	--	--	--	--	--	--	--
12/27		--	--	--	--	--	--	--	--	--	--	--
1/4		--	--	--	--	--	--	--	--	--	--	--

2025 REGULAR SEASON												
DEFENSE												
DATE	OPPONENT	DE	DT	DT	DE	LB	LB	LB	CB	CB	S	S
9/7	Detroit	R. Gary	D. Wyatt	C. Wooden	L. Van Ness	I. McDuffie	Q. Walker	E. Cooper	K. Nixon	C. Valentine	X. McKinney	J. Bullard
9/11	Washington	R. Gary	D. Wyatt	C. Wooden	M. Parsons	I. McDuffie	Q. Walker	E. Cooper	K. Nixon	N. Hobbs	X. McKinney	E. Williams
9/21	at Cleveland	R. Gary	D. Wyatt	C. Wooden	M. Parsons	--	Q. Walker	E. Cooper	K. Nixon	N. Hobbs	X. McKinney	J. Bullard/ E. Williams
9/28	at Dallas	R. Gary	D. Wyatt	C. Wooden	M. Parsons	--	Q. Walker	E. Cooper	K. Nixon	N. Hobbs	X. McKinney	J. Bullard/ E. Williams
10/12	Cincinnati	R. Gary	K. Brooks	C. Wooden	M. Parsons	--	Q. Walker	E. Cooper	K. Nixon	N. Hobbs	X. McKinney	J. Bullard/ E. Williams
10/19	at Arizona	R. Gary	K. Brooks	C. Wooden	M. Parsons	I. McDuffie	Q. Walker	E. Cooper	K. Nixon	N. Hobbs	X. McKinney	E. Williams
10/26	at Pittsburgh	R. Gary	D. Wyatt	C. Wooden	M. Parsons	--	Q. Walker	E. Cooper	K. Nixon	C. Valentine	X. McKinney	E. Williams/ J. Bullard
11/2	Carolina	R. Gary	D. Wyatt	C. Wooden	M. Parsons	I. McDuffie	Q. Walker	E. Cooper	K. Nixon	C. Valentine	X. McKinney	E. Williams
11/10	Philadelphia	R. Gary	D. Wyatt	C. Wooden	M. Parsons	I. McDuffie	Q. Walker	E. Cooper	K. Nixon	C. Valentine	X. McKinney	E. Williams
11/16	at N.Y. Giants	R. Gary	D. Wyatt	C. Wooden	M. Parsons	I. McDuffie	Q. Walker	E. Cooper	K. Nixon	C. Valentine	X. McKinney	E. Williams
11/23		--	--	--	--	--	--	--	--	--	--	--
11/27		--	--	--	--	--	--	--	--	--	--	--
12/7		--	--	--	--	--	--	--	--	--	--	--
12/14		--	--	--	--	--	--	--	--	--	--	--
12/20		--	--	--	--	--	--	--	--	--	--	--
12/27		--	--	--	--	--	--	--	--	--	--	--
1/4		--	--	--	--	--	--	--	--	--	--	--

Rookies underlined

PLAYER PARTICIPATION

	2025 REGULAR SEASON GREEN BAY PACKERS PLAYER PARTICIPATION																				
	DET	WAS	AT CLE	AT DAL	CIN	AT ARI	AT PIT	CAR	PHI	AT NYG	11/23	11/27	12/7	12/14	12/20	12/27	1/4	GP	GS	DNP	IN
PLAYERS	9/7	9/11	9/21	9/28	10/12	10/19	10/26	11/2	11/10	11/16	11/23	11/27	12/7	12/14	12/20	12/27	1/4	GP <th>GS</th> <th>DNP</th> <th>IN</th>	GS	DNP	IN
I. Abankanda	PS	NOT	NOT	NOT	NOT	NOT	NOT	NOT	NOT	NOT	-	-	-	-	-	-	-	0	0	0	0
D. Alexandre	PS	PS	PS	PS	PS	NOT	NOT	NOT	NOT	NOT	-	-	-	-	-	-	-	0	0	0	0
Z. Anderson	GXGI	GXGI	P	P	P	P	P	P	P	P	-	-	-	-	-	-	-	8	0	0	2
J. Baldwin	PS	PS	PS	PS	PS	PS	PS	PS	PS	PS	-	-	-	-	-	-	-	0	0	0	0
A. Banks	LG	GXGI	LG	GXGI	LG	LG	LG	LG	LG	LG	-	-	-	-	-	-	-	8	8	0	2
B. Banks	PS	P	PS	P	PS	PS	PS	PS	PS	PS	-	-	-	-	-	-	-	2	0	0	0
D. Barnett	NOT	NOT	NOT	NOT	NOT	NOT	NOT	PS	PS	PS	-	-	-	-	-	-	-	0	0	0	0
A. Belton	P	RT	P	GXGI	GXGI	GXGI	P	P	P	P	-	-	-	-	-	-	-	7	1	0	3
W. Brinson	N	N	N	N	P	P	N	N	P	P	-	-	-	-	-	-	-	4	0	0	6
C. Brooks	P	P	P	P	P	P	P	P	P	P	-	-	-	-	-	-	-	10	0	0	0
K. Brooks	P	P	P	P	DT	DT	P	P	P	P	-	-	-	-	-	-	-	10	2	0	0
J. Bullard	S	P	S	S	S	P	S	P	P	P	-	-	-	-	-	-	-	10	5	0	0
D. Cooper	PS	PS	PS	PS	PS	PS	PS	PS	PS	PS	-	-	-	-	-	-	-	0	0	0	0
E. Cooper	LB	LB	LB	LB	LB	LB	LB	LB	LB	LB	-	-	-	-	-	-	-	10	10	0	0
B. Cox Jr.	P	IR	IR	IR	IR	IR	IR	IR	IR	IR	-	-	-	-	-	-	-	1	0	0	0
D. Dabney	NOT	NOT	NOT	NOT	NOT	NOT	NOT	NOT	PS	PS	-	-	-	-	-	-	-	0	0	0	0
R. Doubts	WR	WR	WR	WR	WR	WR	WR	WR	WR	WR	-	-	-	-	-	-	-	10	10	0	0
K. Enagbare	P	P	P	P	P	P	P	P	P	P	-	-	-	-	-	-	-	10	0	0	0
J. Ester	PS	PS	PS	PS	PS	PS	PS	PS	PS	PS	-	-	-	-	-	-	-	0	0	0	0
J. FitzPatrick	P	P	P	P	P	P	P	P	P	TE	-	-	-	-	-	-	-	10	1	0	0
R. Gary	DE	DE	DE	DE	DE	DE	DE	DE	DE	DE	-	-	-	-	-	-	-	10	10	0	0
T. Glover	IR	IR	IR	IR	IR	IR	IR	IR	IR	IR	-	-	-	-	-	-	-	0	0	0	0
M. Golden	WR	P	WR	P	P	WR	WR	P	GXGI	P	-	-	-	-	-	-	-	9	4	0	1
K. Hadden	P	P	N	N	N	X	X	X	X	P	-	-	-	-	-	-	-	4	0	3	3
L. Havrisik	NOT	NOT	NOT	NOT	P	P	N	N	N	N	-	-	-	-	-	-	-	3	0	0	3
M. Heath	P	P	P	P	P	P	P	P	P	N	-	-	-	-	-	-	-	9	0	0	1
T. Herring	NOT	NOT	NOT	NOT	NOT	NOT	NOT	PS	PS	PS	-	-	-	-	-	-	-	0	0	0	0
N. Hobbs	GXGI	CB	CB	CB	CB	CB	P	P	GXGI	GXGI	-	-	-	-	-	-	-	7	5	0	3
T. Hogger	P	P	P	P	P	P	P	P	P	P	-	-	-	-	-	-	-	10	0	0	0
J. Jacobs	RB	RB	RB	RB	RB	RB	RB	RB	RB	RB	-	-	-	-	-	-	-	10	10	0	0
E. Jenkins	C	C	C	C	C	C	C	C	C	IR	-	-	-	-	-	-	-	9	9	0	0
D. Jennings	N	X	N	P	X	N	N	N	N	N	-	-	-	-	-	-	-	1	0	2	7
C. Johnson	PS	NOT	NOT	NOT	NOT	NOT	NOT	NOT	NOT	NOT	-	-	-	-	-	-	-	0	0	0	0
J. Johnson	PS	PS	PS	PS	PS	PS	PS	PS	PS	PS	-	-	-	-	-	-	-	0	0	0	0
J. Keeney-James	NOT	NOT	NOT	PS	PS	PS	PS	PS	PS	PS	-	-	-	-	-	-	-	0	0	0	0
K. King	NOT	NOT	NOT	NOT	NOT	NOT	NOT	PS	NOT	NOT	-	-	-	-	-	-	-	0	0	0	0
D. Kinnard	P	P	P	P	P	P	P	P	P	P	-	-	-	-	-	-	-	10	1	0	0
T. Kraft	TE	TE	TE	TE	TE	TE	TE	TE	TE	IR	-	-	-	-	-	-	-	8	8	0	0
M. Lloyd	IRD	IRD	IRD	IRD	IRD	IRD	IRD	IRD	IRD	IRD	-	-	-	-	-	-	-	0	0	0	0
J. Love	QB	QB	QB	QB	QB	QB	QB	QB	QB	QB	-	-	-	-	-	-	-	10	10	0	0
I. McDuffie	LB	LB	P	P	P	LB	P	LB	LB	LB	-	-	-	-	-	-	-	10	6	0	0
X. McKinney	S	S	S	S	S	S	S	S	S	S	-	-	-	-	-	-	-	10	10	0	0
B. McManus	P	P	P	P	P	GXGI	GXGI	P	P	P	-	-	-	-	-	-	-	7	0	0	3
M. McNamee	PS	PS	PS	PS	PS	NOT	NOT	NOT	NOT	NOT	-	-	-	-	-	-	-	0	0	0	0
B. Melton	P	GXGI	P	P	P	P	P	P	P	P	-	-	-	-	-	-	-	9	0	0	1
J. Monk	IRD	IRD	IRD	IRD	IRD	X	N	N	N	X	-	-	-	-	-	-	-	0	2	3	0
J. Morgan	P	LG	P	LG	RG	RG	RG	RG	RG	RG	-	-	-	-	-	-	-	10	8	0	0
A. Mosby	PS	PS	PS	PS	PS	P	P	P	P	P	-	-	-	-	-	-	-	5	0	0	0
L. Musgrave	TE	P	P	TE	TE	TE	P	TE	TE	P	-	-	-	-	-	-	-	10	6	0	0
I. Naylor	PS	PS	PS	PS	PS	PS	PS	PS	PS	PS	-	-	-	-	-	-	-	0	0	0	0
N. Niemann	N	N	P	P	P	P	P	P	IR	IR	-	-	-	-	-	-	-	7	0	0	0
K. Nixon	CB	CB	CB	CB	CB	CB	CB	CB	CB	CB	-	-	-	-	-	-	-	10	10	0	0
K. Oladapo	P	P	P	P	P	P	P	P	P	P	-	-	-	-	-	-	-	10	0	0	0
C. Oliver	R/PUP	R/PUP	R/PUP	R/PUP	R/PUP	R/PUP	R/PUP	R/PUP	R/PUP	R/PUP	-	-	-	-	-	-	-	0	0	0	0
M. Orzech	P	P	P	P	P	P	P	P	P	P	-	-	-	-	-	-	-	10	0	0	0
M. Parsons	P	DE	DE	DE	DE	DE	DE	DE	DE	DE	-	-	-	-	-	-	-	10	9	0	0
J. Reed	P	WR	IR	IR	IR	IR	IR	IR	IR	IR	-	-	-	-	-	-	-	2	1	0	0
S. Rhyan	RG	RG	RG	RG	P	P	P	P	P	C	-	-	-	-	-	-	-	10	5	0	0
M. Robinson	X	X	PS	PS	PS	PS	PS	NOT	NOT	NOT	-	-	-	-	-	-	-	0	0	2	0
W. Sheppard	PS	PS	PS	PS	PS	PS	PS	PS	PS	PS	-	-	-	-	-	-	-	0	0	0	0
J. Simpson	PS	PS	PS	PS	PS	PS	PS	PS	PS	PS	-	-	-	-	-	-	-	0	0	0	0
B. Sims	N	N	P	P	P	P	N	NOTT	NOT	NOT	-	-	-	-	-	-	-	3	0	0	3
L. Smith	NOT	NOT	NOT	X	PS	PS	PS	NOT	PS	NOT	-	-	-	-	-	-	-	0	0	1	0
B. Sorrell	GXGI	P	P	P	P	P	P	P	P	P	-	-	-	-	-	-	-	9	0	0	1
N. Stackhouse	P	P	P	P	P	P	P	P	P	P	-	-	-	-	-	-	-	10	0	0	0
P. Strong Jr.	NOT	PS	PS	PS	PS	N	PS	PS	PS	PS	-	-	-	-	-	-	-	0	0	0	1
Z. Tom	RT	GXGI	RT	GXGI	RT	RT	RT	RT	RT	RT	-	-	-	-	-	-	-	8	8	0	2
C. Tune	PS	PS	PS	PS	PS	PS	PS	PS	PS	PS	-	-	-	-	-	-	-	0	0	0	0
C. Valentine	CB	P	P	P	P	P	CB	CB	CB	CB	-	-	-	-	-	-	-	10	5	0	0
L. Van Ness	DE	P	P	P	P	GXGI	GXGI	GXGI	GXGI	GXGI	-	-	-	-	-	-	-	5	1	0	5
Q. Walker	LB	LB	LB	LB	LB	LB	LB	LB	LB	LB	-	-	-	-	-	-	-	10	10	0	0
R. Walker	LT	LT	LT	LT	LT	LT	LT	LT	LT	LT	-	-	-	-	-	-	-	10	10	0	0
C. Watson	R/PUP	R/PUP	R/PUP	R/PUP	R/PUP	R/PUP	WR	WR	WR	WR	-	-	-	-	-	-	-	4	4	0	0
K. Welch	PS	PS	PS	PS	PS	PS	PS	P	P	P	-	-	-	-	-	-	-	3	0	0	0
D. Whelan	P	P	P	P	P	P	P	P	P	P	-	-	-	-	-	-	-	10	0	0	0
J. Whyte	PS	PS	PS	PS	PS	PS	PS	PS	P	TE	-	-	-	-	-	-	-	2	1	0	0
D. Wicks	P	WR	WR	WR	WR	P	GXGI	GXGI	WR	P	-	-	-	-	-	-	-	8	5	0	2
E. Williams	P	S	S	S	S	S	S	S	S	S	-	-	-	-	-	-	-	10	9	0	0
J. Williams	R/PUP	R/PUP	R/PUP	R/PUP	R/PUP	R/PUP	R/PUP	R/PUP	R/PUP	R/PUP	-	-	-	-	-	-	-	0	0	0	0
S. Williams	P	P	P	P	P	P	P	P	P	P	-	-	-	-	-	-	-	10	0	0	0
M. Willis	X	X	X	X	X	X	X	X	X	P	-	-	-	-	-	-	-	1	0	9	0
E. Wilson	P	P	P	P	P	P	P	P	P	P	-	-	-	-	-	-	-	10	0	0	0
C. Wooden	DT	DT	DT	DT	DT	DT	DT	DT	DT	DT	-	-	-	-	-	-	-	10	10	0	0
M. Woods II	NOT	NOT	NOT	NOT	NOT	NOT	NOT	NOT	PS	PS	-	-	-	-	-	-	-	0	0	0	0
D. Wyatt	DT	DT	DT	DT	GXGI	GXGI	DT	DT	DT	DT	-	-	-	-	-	-	-	8	8	0	0

LEGEND:

CAPS=Starter, P=Player was a substitution, GXGI=Inactive/Injury, N=On Inactive List, X=Did Not Play, NOT=Not on Roster, PS=Practice Squad, IR=Injured Reserve, IRD=Injured Reserve - Designated For Return, R/PUP=Reserve/PUP, NOTT=Not on any Team

WEEKLY INACTIVES

REGULAR SEASON

9/7/25	vs.	Detroit	Z. Anderson, W. Brinson, N. Hobbs, D. Jennings, B. Sims, B. Sorrell
9/11/25	vs.	Washington	Z. Anderson, A. Banks, W. Brinson, B. Melton, B. Sims, Z. Tom
9/21/25	at	Cleveland	W. Brinson, K. Hadden, D. Jennings
9/28/25	at	Dallas	A. Banks, A. Belton, W. Brinson, K. Hadden, Z. Tom
10/12/25	vs.	Cincinnati	A. Belton, K. Hadden, B. McManus, D. Wyatt
10/19/25	at	Arizona	A. Belton, D. Jennings, B. McManus, B. Sims, P. Strong, L. Van Ness, D. Wyatt
10/26/25	at	Pittsburgh	W. Brinson, L. Havrisik, D. Jennings, J. Monk, L. Van Ness, D. Wicks
11/2/25	vs.	Carolina	W. Brinson, L. Havrisik, D. Jennings, J. Monk, L. Van Ness, D. Wicks
11/10/25	vs.	Philadelphia	M. Golden, L. Havrisik, N. Hobbs, D. Jennings, J. Monk, L. Van Ness
11/16/25	at	N.Y. Giants	M. Heath, N. Hobbs, D. Jennings, B. McManus, L. Van Ness

REGULAR-SEASON TOTALS: D. Jennings (7), W. Brinson (6), L. Van Ness (5), A. Belton (3), K. Hadden (3),
L. Havrisik (3), N. Hobbs (3), B. McManus (3), J. Monk (3), B. Sims (3),
Z. Anderson (2), A. Banks (2), Z. Tom (2), D. Wicks (2), D. Wyatt (2),
M. Golden (1), M. Heath (1), B. Melton (1), B. Sorrell (1), P. Strong (1)



Supplemental Stats



TEAM STATS

GREEN BAY PACKERS / REGULAR SEASON WEEK 11 / THROUGH SUNDAY, NOVEMBER 16, 2025

WON 6, LOST 3, TIED 1

09/07	W	27-13	Detroit	77,239
09/11	W	27-18	Washington	77,289
09/21	L	10-13	at Cleveland	65,470
09/28	T	40-40 (OT)	at Dallas	93,353
10/12	W	27-18	Cincinnati	78,277
10/19	W	27-23	at Arizona	64,810
10/26	W	35-25	at Pittsburgh	67,386
11/02	L	13-16	Carolina	77,864
11/10	L	7-10	Philadelphia	78,254
11/16	W	27-20	at N.Y. Giants	82,438

2025 TEAM STATISTICS

	GB	OPP.
FIRST DOWNS	204	185
Rushing	68	57
Passing	117	106
Penalty	19	22
Third Down-Made/Att	61/124	50/134
Third Down Efficiency	49.2%	37.3%
Fourth Down-Made/Att	9/14	14/23
Fourth Down Efficiency	64.3%	60.9%
TOTAL NET YARDS	3,440	2,921
Avg. Per Game	344.0	292.1
Total Plays	606	626
Avg. Per Play	5.7	4.7
NET YARDS RUSHING	1,135	968
Avg. Per Game	113.5	96.8
Total Rushes	278	253
Avg. Per Rush	4.1	3.8
NET YARDS PASSING	2,305	1,953
Avg. Per Game	230.5	195.3
Sacked/Yards Lost	16/122	24/136
Gross Yards	2,427	2,089
Attempts/Completions	312/212	349/230
Pct. of Completion	67.9%	65.9%
Had Intercepted	3	4
PUNTS/AVERAGE	31/50.8	36/47.8
Net Punting Average	41.8	41.8
PUNT RETURN/AVG.	22/8.3	15/11.9
KICKOFF RETURN/AVG.	33/25.4	38/25.8
INTERCEPTION RETURN/AVG.	4/0.0	3/28.7
PENALTIES/YARDS	71/536	64/569
FUMBLES/BALL LOST	12/4	5/4
TOUCHDOWNS	28	21
Rushing	12	8
Passing	16	13
Returns	0	0
EXTRA POINTS/ATTEMPTS	23/26	16/18
TWO POINT CONVERSION/ATT.	2/2	2/3
FIELD GOALS/ATTEMPTS	15/21	16/20
AVG. TIME OF POSSESSION	29:25	30:35

SCORE BY PERIODS		Q1	Q2	Q3	Q4	OT	PTS			
TEAM		31	58	37	111	3	240			
OPPONENTS		13	58	36	86	3	196			
SCORING		TD	RU	PA	RT	K-PAT	FG	2PT	S	PTS
Josh Jacobs		11	11	0	0	0/0	0/0	0	0	66
Brandon McManus		0	0	0	0	16/17	11/17	0	0	49
Tucker Kraft		6	0	6	0	0/0	0/0	0	0	36
Romeo Doubs		4	0	4	0	0/0	0/0	1	0	26
Lucas Havrisik		0	0	0	0	7/9	4/4	0	0	19
Christian Watson		2	0	2	0	0/0	0/0	0	0	12
Emanuel Wilson		1	1	0	0	0/0	0/0	1	0	8
John FitzPatrick		1	0	1	0	0/0	0/0	0	0	6
Jayden Reed		1	0	1	0	0/0	0/0	0	0	6
Josh Whyte		1	0	1	0	0/0	0/0	0	0	6
Savion Williams		1	0	1	0	0/0	0/0	0	0	6
TEAM		28	12	16	0	23/26	15/21	2	0	240
OPPONENTS		21	8	13	0	16/18	16/20	2	0	196

2-PT Conv: Romeo Doubs 1, Emanuel Wilson 1, TM 2-2, **OPP** 2-3
SACKS: Micah Parsons 8.0, Rashan Gary 7.5, Devonte Wyatt 2.0, Quay Walker 1.5, Luke Van Ness 1.5, Xavier McKinney 1.0, Isaiah McDuffie 0.5, Kinsley Enegbare 0.5, Barryn Sorrell 0.5, Edgerlin Cooper 0.5, Karl Brooks 0.5, TM 24.0, **OPP** 16.0
FUM/LOST: Jordan Love 5/2, Josh Jacobs 2/1, Savion Williams 1/1, Emanuel Wilson 1/0, Sean Rhyhan 1/0, Keisean Nixon 1/0, Luke Musgrave 1/0, TM 12/4, **OPP** 5/4

PASSING	ATT	CMP	YDS	CMP%	YDS/ATT
Jordan Love	310	210	2,421	67.7	7.8
Malik Willis	2	2	6	100.0	3.0
TEAM	312	212	2,427	67.9	7.8
OPPONENTS	349	230	2,089	65.9	6.0

RUSHING	NO.	YDS	AVG	LONG	TD
Josh Jacobs	169	648	3.8	19	11
Emanuel Wilson	53	220	4.2	15	1
Jordan Love	33	145	4.4	25	0
Matthew Golden	8	45	5.6	9	0
Savion Williams	8	28	3.5	16	0
Bo Melton	2	20	10.0	17	0
Malik Willis	1	16	16.0	16	0
Chris Brooks	3	10	3.3	8	0
Tucker Kraft	1	3	3.0	3	0
TEAM	278	1,135	4.1	25	12
OPPONENTS	253	968	3.8	38	8

RECEIVING	TAR	NO.	YDS	AVG	LONG	TD
Romeo Doubs	64	39	499	12.8	48	4
Tucker Kraft	44	32	489	15.3	59	6
Josh Jacobs	35	28	237	8.5	31	0
Matthew Golden	32	24	286	11.9	46	0
Dontayvion Wicks	30	18	181	10.1	20	0
Luke Musgrave	15	13	110	8.5	23	0
Christian Watson	17	12	234	19.5	52	2
Emanuel Wilson	13	11	69	6.3	25	0
Savion Williams	10	10	78	7.8	33	1
Chris Brooks	9	7	54	7.7	16	0
John FitzPatrick	6	6	29	4.8	9	1
Malik Heath	6	6	86	14.3	37	0
Jayden Reed	5	3	45	15.0	26	1
Bo Melton	5	2	28	14.0	18	0
Josh Whyte	1	1	2	2.0	21	1
TEAM	292	212	2,427	11.4	59	16
OPPONENTS	326	230	2,089	9.1	45	13

INTERCEPTIONS	NO.	YDS	AVG	LONG	TD
Xavier McKinney	2	0	0.0	0	0
Evan Williams	2	0	0.0	0	0
TEAM	4	0	0.0	0	0
OPPONENTS	3	86	28.7	36	0

FUMBLES	FUM	LST	FF	REC	TD
Jordan Love	5	2	0	4	0
Josh Jacobs	2	1	0	0	0
Savion Williams	1	1	0	0	0
Zayne Anderson	0	0	0	1	0
Luke Musgrave	1	0	0	0	0
Keisean Nixon	1	0	0	0	0
Sean Rhyhan	1	0	0	0	0
Emanuel Wilson	1	0	0	0	0
TEAM	12	4	0	6	0
OPPONENTS	5	4	0	0	0

PUNTING	NO.	YDS	AVG	NET	TB	IN	LG	B
Daniel Whelan	31	1,576	50.8	41.8	5	9	65	0
TEAM	31	1,576	50.8	41.8	5	9	65	0
OPPONENTS	36	1,719	47.8	41.8	5	12	66	0

PUNT RETURNS	RET	FC	YDS	AVG	LONG	TD
Romeo Doubs	11	1	64	5.8	12	0
Matthew Golden	6	2	28	4.7	11	0
Jayden Reed	2	0	21	10.5	20	0
Keisean Nixon	3	1	3	1.0	3	0
TEAM	22	4	116	5.3	20	0
OPPONENTS	15	7	179	11.9	24	0

KICKOFF RETURNS	NO.	YDS	AVG	LONG	TD
Savion Williams	23	594	25.8	36	0
Bo Melton	9	218	24.2	36	0
Emanuel Wilson	1	27	27.0	27	0
TEAM	33	839	25.4	36	0
OPPONENTS	38	979	25.8	50	0

FIELD GOALS	1-19	20-29	30-39	40-49	50+
Brandon McManus	0/0	4/4	4/4	1/5	2/4
Lucas Havrisik	0/0	0/0	2/2	1/1	1/1
TEAM	0/0	4/4	6/6	2/6	3/5
OPPONENTS	0/0	2/2	5/5	4/4	5/9

Brandon McManus: (34G, 38G) (48LU, 22G, 56G) (39G, 43B) (53G, 34G) (-) (-) (57SH, 44WL, 28G, 25G) (49G, 27G, 43WL) (64SH) (-) Lucas Havrisik: (-) (-) (-) (-) (43G, 38G) (31G, 61G) (-) (-) (-) (-)
OPP: (30G, 27G) (51G, 58WL, 52RU) (35G, 55G) (22G) (67SH, 45G, 56WR) (32G, 40G, 39G) (56G, 50G, 48G, 56G) (49G) (39G)

DEFENSIVE STATS

2025 REGULAR SEASON GREEN BAY PACKERS DEFENSIVE STATS (THROUGH WEEK 11)

PLAYER	TKL.	AST.	COMB	TFL	SACKS/SK. YDS.	QBH	FR	FF	INT./YDS.	PD
Q. Walker	41	43	84	6	1.5/11.5	6	0	0	0/0	4
E. Cooper	41	32	73	2	0.5/5.0	2	0	2	0/0	3
X. McKinney	29	32	61	0	1.0/0.0	1	0	1	2/0	5
E. Williams	29	29	58	3	0.0/0.0	0	1	0	2/0	3
J. Bullard	33	17	50	2	0.0/0.0	0	1	0	0/0	1
K. Nixon	39	7	46	2	0.0/0.0	0	1	0	0/0	14
I. McDuffie	18	20	38	1	0.5/3.5	1	0	0	0/0	0
R. Gary	18	16	34	7	7.5/44.0	13	1	1	0/0	0
C. Wooden	16	16	32	5	0.0/0.0	2	0	0	0/0	0
M. Parsons	12	16	28	7	8.0/48.5	17	0	1	0/0	0
K. Enagbare	7	16	23	2	0.5/3.5	4	0	0	0/0	0
D. Wyatt	9	11	20	3	2.0/9.0	5	0	0	0/0	2
C. Valentine	16	3	19	0	0.0/0.0	0	0	0	0/0	3
N. Hobbs	10	9	19	1	0.0/0.0	0	0	0	0/0	1
K. Brooks	4	13	17	0	0.5/1.0	5	0	0	0/0	1
L. Van Ness	6	5	11	3	1.5/9.0	6	0	0	0/0	0
N. Stackhouse	2	7	9	0	0.0/0.0	0	0	0	0/0	0
W. Brinson	2	3	5	0	0.0/0.0	0	0	0	0/0	0
B. Sorrell	1	4	5	0	0.5/1.0	2	0	0	0/0	0
T. Hopper	2	0	2	1	0.0/0.0	0	0	0	0/0	0
TOTALS	335	299	634	45	24.0/136.0	64	4	5	4/0	37

DEFENSIVE SCORES

INT (0)

FR (0)

Safety (0)

SPECIAL TEAMS BIG PLAYS

FR (0)

REGULAR SEASON DEFENSIVE AND SPECIAL TEAMS STATISTICS ARE BASED ON PRESS BOX STATISTICS.

SPECIAL TEAMS STATS

2025 REGULAR SEASON SPECIAL TEAMS STATS								
PLAYER	TACKLES	SOLO	ASSISTS	FOR FUMBLES	FUMBLE REC	BLKD FG	BLKD PAT	BLKD PUNT
Nick Niemann	11	6	5	0	0	0	0	0
Evan Williams	9	1	8	0	0	0	0	0
Isaiah McDuffie	8	3	5	0	0	0	0	0
Chris Brooks	8	2	6	0	0	0	0	0
Zayne Anderson	7	1	6	0	1	0	0	0
Ty/Ron Hopper	5	4	1	0	0	0	0	0
Arron Mosby	4	3	1	0	0	0	0	0
Xavier McKinney	3	2	1	0	0	0	0	0
Matt Orzech	3	2	1	0	0	0	0	0
Javon Bullard	3	1	2	0	0	0	0	0
Bo Melton	3	1	2	0	0	0	0	0
Kitan Olatapo	3	1	2	0	0	0	0	0
Brandon McManus	2	2	0	0	0	0	0	0
Malik Heath	1	1	0	0	0	0	0	0
Carrington Valentine	1	1	0	0	0	0	0	0
Edgerrin Cooper	1	0	1	0	0	0	0	0
Kingsley Enagbare	1	0	1	0	0	0	0	0
Kristian Welch	1	0	1	0	0	0	0	0
Savion Williams	1	0	1	0	0	0	0	0
2025 TOTALS	75	31	44	0	1	0	0	0
OPPONENTS	72	40	32	0	0	1	1	0

WEEK-BY-WEEK NFL RANKINGS

2025 REGULAR SEASON									
OFFENSE					DEFENSE				
DATE	OPPONENT	TOTAL	RUSH	PASS	*POINTS SCORED	TOTAL	RUSH	PASS	*POINTS SCORED
09/07	Detroit	22	T-21	T-18	T-6	6	T-1	18	T-6
09/11	Washington	12	18	12	6	3	2	10	4
09/21	at Cleveland	21	20	17	18	3	3	7	1
09/28	at Dallas	11	14	8	9	8	T-2	16	13
10/12	Cincinnati	9	12	10	8	5	1	11	10
10/19	at Arizona	14	15	12	7	6	2	15	T-10
10/26	at Pittsburgh	7	16	7	T-5	6	3	15	10
11/02	Carolina	8	16	8	11	5	5	9	8
11/10	Philadelphia	12	20	9	15	5	6	11	7
11/16	at N.Y. Giants	12	19	11	T-13	6	7	10	7

*Points per game

PACKERS IN TEAM RANKINGS - BY SEASON

Year	NFL Offense				NFL Defense			
	Total	Rush	Pass	Points	Total	Rush	Pass	Points
GB in 2024	5	5	12	8	5	7	13	6
GB in 2023	11	15	12	12	17	28	9	10
GB in 2022	17	15	17	14	17	26	6	17t
GB in 2021	10	18	8	9t	9	11	10	13t
GB in 2020	5	8	9	1	9	13t	7	13t
GB in 2019	18	15	17	15	18	23	14	9
GB in 2018	12	22	9	14t	18	22	12	22
GB in 2017	26	17	25	21	22	17	23	26
GB in 2016	8	20	7	4	22	8	31	21
GB in 2015	23	12	25t	15	15	21	6	12
GB in 2014	6	11	8	1	15	23	10	13t
GB in 2013	3	7	6	8t	25	25	24	21t
GB in 2012	13	20	9	5	11	17	11	11
GB in 2011	3	27	3	1	32	14	32	19
GB in 2010	9	24	5	10	5	18	5	2
GB in 2009	6	14	7	3	2	1	5	7
GB in 2008	8	17	8	5	20	26	12	22t
GB in 2007	2	21	2	4	11	14	12	6t
GB in 2006	9	23	8	22t	12	13	17	25t
GB in 2005	18	30	7	22	7	23	1	19t
GB in 2004	3	10	3	5	25	14	25	23
GB in 2003	4	3	16	4	17	10	23	11
GB in 2002	12	12	10	6	12	21	3	12
GB in 2001	6	21	3	5	12	16	15	4t
GB in 2000	15	23	8	10t	15	8	19	14
GB in 1999	9	21	7	10	19	22	18	20t
GB in 1998	5	25	3	6	4	4	10	12
GB in 1997	4	12	3	2	7	20	8	5
GB in 1996	5	11	5	1	1	4	1	1
GB in 1995	7	26	3	6	14	7	21	5
GB in 1994	9	19	9	4	6	3	15	5t
GB in 1993	19	22	18	6	2	8	7	8t
GB in 1992	15	21	9	17	23	16	23	15

OPPONENT STATS

MINNESOTA VIKINGS / REGULAR SEASON WEEK 11 / THROUGH SUNDAY, NOVEMBER 16, 2025

WON 4, LOST 5					
09/08	W	27-24	at Chicago	58,742	
09/14	L	6-22	Atlanta	66,859	
09/21	W	48-10	Cincinnati	66,792	
09/28	L	21-24	at Pittsburgh	74,512	
10/05	W	21-17	at Cleveland	61,082	
10/19	L	22-28	Philadelphia	66,899	
10/23	L	10-37	at L.A. Chargers	71,094	
11/02	W	27-24	at Detroit	64,642	
11/09	L	19-27	Baltimore	66,946	
11/16	L	17-19	Chicago	66,952	

2025 TEAM STATISTICS			
	MIN	OPP.	
FIRST DOWNS			
	175	186	
Rushing	54	86	
Passing	100	84	
Penalty	21	16	
Third Down-Made/Att	38/121	49/136	
Third Down Efficiency	31.4%	36.0%	
Fourth Down-Made/Att	8/14	8/11	
Fourth Down Efficiency	57.1%	72.7%	
TOTAL NET YARDS			
	2,964	3,175	
Avg. Per Game	296.4	317.5	
Total Plays	574	618	
Avg. Per Play	5.2	5.1	
NET YARDS RUSHING			
	1,034	1,270	
Avg. Per Game	103.4	127.0	
Total Rushes	222	308	
Avg. Per Rush	4.7	4.1	
NET YARDS PASSING			
	1,930	1,905	
Avg. Per Game	193.0	190.5	
Sacked/Yards Lost	34/202	26/176	
Gross Yards	2,132	2,081	
Attempts/Completions	318/190	284/185	
Pct. of Completion	59.7%	65.1%	
Had Intercepted	13	3	
PUNTS/AVERAGE			
	41/48.1	45/47.9	
Net Punting Average		44.4	
PUNT RETURN/AVG.			
	25/16.7	16/8.2	
KICKOFF RETURN/AVG.			
	46/26.0	43/26.5	
INTERCEPTION RETURN/AVG.			
	3/29.0	13/14.6	
PENALTIES/YARDS			
	77/606	73/602	
FUMBLES/BALL LOST			
	16/5	13/6	
TOUCHDOWNS			
	23	24	
Rushing	8	8	
Passing	13	14	
Returns	2	2	
EXTRA POINTS/ATTEMPTS			
	19/19	23/23	
TWO POINT CONVERSION/ATT.			
	2/4	1/1	
FIELD GOALS/ATTEMPTS			
	19/21	21/28	
AVG. TIME OF POSSESSION			
	27:53	32:07	

SCORE BY PERIODS							
	Q1	Q2	Q3	Q4	OT	PTS	
TEAM	51	47	48	72	0	218	
OPPONENTS	51	63	53	65	0	232	
SCORING							
	TD	RU	PA	RT	K-PAT	FG	2PT
W. Reichard	0	0	0	0	19/19	19/21	0
J. Mason	5	5	0	0	0/0	0/0	0
J. Addison	3	0	3	0	0/0	0/0	0
J. Nailor	2	0	2	0	0/0	0/0	1
T. Hockenson	2	0	2	0	0/0	0/0	0
J. Jefferson	2	0	2	0	0/0	0/0	0
A. Jones Sr.	2	1	1	0	0/0	0/0	0
J. McCarthy	2	2	0	0	0/0	0/0	0
J. Oliver	2	0	2	0	0/0	0/0	0
I. Rodgers	2	0	0	2	0/0	0/0	0
Z. Scott	1	0	1	0	0/0	0/0	0
A. Thielen	0	0	0	0	0/0	0/0	1
TEAM	23	8	13	2	19/19	19/21	2
OPPONENTS	24	8	14	2	23/23	21/28	1

2-P: Conv: A. Thielen 1, J. Nailor 1, TM 2-4, OPP 1-1
SACKS: J. Redmond 4.0, E. Wilson 3.5, J. Hargrave 3.0, A. Van Ginkel 3.0, J. Allen 2.5, D. Turner 2.5, J. Greenard 2.0, I. Pace Jr. 1.0, C. Chambliss 1.0, A. Keys 1.0, L. Rodriguez 1.0, T. Ingram-Dawkins 1.0, J. Metellus 0.5, TM 26.0, OPP 34.0
FUM/LOST: J. McCarthy 4/1, M. Price 3/2, C. Wentz 3/0, J. Mason 2/1, Z. Scott 2/1, A. Jones Sr. 1/0, B. Brandel 1/0, TM 16/5, OPP 13/6

PASSING	ATT	CMP	YDS	CMP%	YDS/ATT	TD	TD%	INT	INT%	LONG	SACK	LOST	RATING
C. Wentz	169	110	1,216	65.1	7.2	6	3.6	5	3.0	81	19	125	85.8
J. McCarthy	140	74	842	52.9	6.0	6	4.3	8	5.7	62	15	77	61.7
M. Brosmer	8	5	42	62.5	5.3	0	0.0	0	0.0	20	0	0	76.0
C. Akers	1	1	32	100.0	32.0	1	100.0	0	0.0	32	0	0	158.3
TEAM	318	190	2,132	59.7	6.7	13	4.1	13	4.1	81	34	202	76.4
OPPONENTS	284	185	2,081	65.1	7.3	14	4.9	3	1.1	80	26	176	98.9

RUSHING	NO.	YDS	AVG	LONG	TD
J. Mason	108	489	4.5	24	5
A. Jones Sr.	52	256	4.9	31	1
J. McCarthy	21	110	5.2	26	2
Z. Scott	21	69	3.3	11	0
C. Wentz	11	57	5.2	16	0
C. Akers	5	19	3.8	14	0
J. Addison	1	16	16.0	16	0
J. Nailor	1	15	15.0	15	0
J. Jefferson	1	4	4.0	4	0
M. Brosmer	1	-1	-1.0	-1	0
TEAM	222	1,034	4.7	31	8
OPPONENTS	308	1,270	4.1	32	8

RECEIVING	TAR	NO.	YDS	AVG	LONG	TD
J. Jefferson	93	56	747	13.3	50	2
J. Addison	52	28	412	14.7	81	3
T. Hockenson	47	34	280	8.2	21	2
J. Nailor	37	20	618	15.9	62	2
A. Jones Sr.	22	13	112	8.6	27	1
A. Thielen	17	8	69	8.6	19	0
J. Mason	14	12	44	3.7	13	0
Z. Scott	12	10	73	7.3	20	1
J. Oliver	8	6	58	9.7	32	2
B. Yurosek	2	1	5	5.0	5	0
T. Felton	1	1	9	9.0	9	0
C. Ham	1	1	5	5.0	5	0
C. Akers	1	0	0	0.0	0	0
TEAM	307	190	2,132	11.2	81	13
OPPONENTS	273	184	2,083	11.3	80	14

INTERCEPTIONS	NO.	YDS	AVG	LONG	TD
J. Metellus	2	0	0.0	0	0
I. Rodgers	1	87	87.0	87	1
TEAM	3	87	29.0	87	1
OPPONENTS	13	190	14.6	74	2

FUMBLES	FUM	LST	FF	REC	TD
M. Price	3	2	0	0	0
J. Mason	2	1	0	0	0
J. McCarthy	4	1	0	3	0
Z. Scott	2	1	0	0	0
B. Brandel	1	0	0	1	0
A. Jones Sr.	1	0	0	1	0
J. Oliver	0	0	0	1	0
C. Wentz	3	0	0	2	0
B. Yurosek	0	0	0	1	0
TEAM	16	5	0	9	0
OPPONENTS	13	6	0	1	0

PUNTING	NO.	YDS	AVG	NET	TB	IN	LG	B
R. Wright	41	1,972	48.1	44.4	1	15	77	0
TEAM	41	1,972	48.1	44.4	1	15	77	0
OPPONENTS	45	2,155	47.9	40.6	3	13	70	0

PUNT RETURNS	RET	FC	YDS	AVG	LONG	TD
M. Price	25	7	267	10.7	43	0
TEAM	25	7	267	10.7	43	0
OPPONENTS	16	18	131	8.2	22	0

KICKOFF RETURNS	NO.	YDS	AVG	LONG	TD
M. Price	38	985	25.9	61	0
T. Felton	5	128	25.6	34	0
T. Chandler	3	84	28.0	33	0
TEAM	46	1,197	26.0	61	0
OPPONENTS	43	1,143	26.6	56	0

FIELD GOALS	1-19	20-29	30-39	40-49	50+
W. Reichard	0/0	4/4	6/6	3/3	6/8
TEAM	0/0	4/4	6/6	3/3	6/8
OPPONENTS	0/0	3/3	9/10	7/11	2/4

W. Reichard: (31G, 59G) (33G, 51G) (35G, 62G) (41G, 28G) (51WR) (59G, 34G, 28G, 35G, 29G) (54G, 53SH) (50G, 20G) (49G, 43G) (31G)
OPP: (42G, 50WR) (38G, 29G, 33G, 33G, 54G) (45G) (30B, 33G) (31G) (42WR) (49WL, 43G, 34G, 45G) (41G, 45B) (44G, 28G, 30G, 22G, 56WL) (38G, 54G, 33G, 45WL, 48G)

STATS MATCH-UP: PLAYERS

GREEN BAY			MINNESOTA		
	PLAYER	STAT		PLAYER	STAT
OFFENSIVE			OFFENSIVE		
Passing Yards	Jordan Love	2,421	Passing Yards	Carson Wentz	1,216
Passing Attempts	Jordan Love	310	Passing Attempts	Carson Wentz	169
Passing Completions	Jordan Love	210	Passing Completions	Carson Wentz	110
Completion Pct.	Malik Willis	100.0%	Completion Pct.	Carson Wentz	65.1%
Passing TDs	Jordan Love	15	Passing TDs	J.J. McCarthy Carson Wentz	6
Rushing Yards	Josh Jacobs	648	Rushing Yards	Jordan Mason	489
Rushing Avg.	Savion Williams	12	Rushing Avg.	J.J. McCarthy	13
Rushing TDs	Josh Jacobs	11	Rushing TDs	Jordan Mason	5
Receptions	Romeo Doubs	39	Receptions	Justin Jefferson	56
Receiving Yards	Romeo Doubs	499	Receiving Yards	Justin Jefferson	747
Avg. Yards-Per-Rec	Christian Watson	19.5	Avg. Yards-Per-Rec	Jalen Nailor	15.9
Receiving TDs	Tucker Kraft	6	Receiving TDs	Jordan Addison	3
Points	Josh Jacobs	66	Points	Will Reichard	76
DEFENSIVE			DEFENSIVE		
Sacks/Yards	Micah Parsons	8.0/48.5	Sacks/Yards	Jalen Redmond	4.0/36.0
Int/Yards/Longest	Xavier McKinney Evan Williams	2/0/0	Int/Yards/Longest	Joshua Metellus	2/0/0
Solo/Assists/Tackles	Quay Walker	41/43/84	Solo/Assists/Tackles	Eric Wilson	33/30/63
FF/FR	Rashan Gary	1/1	FF/FR	Isaiah Rodgers	2/1
Quarterback Hits	Micah Parsons	17	Quarterback Hits	Jonathan Greenard	9
Passes Defensed	Keisean Nixon	14	Passes Defensed	Joshua Metellus Andrew Van Ginkel	4
Tackles for Loss	Rashan Gary Micah Parsons	7	Tackles for Loss	Jonathan Greenard	10
SPECIAL TEAMS			SPECIAL TEAMS		
ST Tackles	Nick Niemann	6	ST Tackles	Ivan Pace Jr. Tai Felton Eric Wilson	5
KO Returns	Savion Williams	23	KO Returns	Myles Price	38
KO Returns Yards (avg)	Savion Williams	594 (25.8)	KO Returns Yards (avg)	Myles Price	985 (25.9)
Punt Returns	Romeo Doubs	11	Punt Returns	Myles Price	25
Punt Returns Yards (avg)	Romeo Doubs	64 (5.8)	Punt Returns Yards (avg)	Myles Price	267 (10.7)
Field Goals Made/Att	Brandon McManus	11/17 (64.7%)	Field Goals Made/Att	Will Reichard	19/21 (90.5%)
Punts	Daniel Whelan	31	Punts	Ryan Wright	41
Punt Yards (Avg/Net Avg)	Daniel Whelan	1,576 (50.8/41.8)	Punt Yards (Avg/Net Avg)	Ryan Wright	1,972 (48.1/44.4)

OFFENSE - TEAM STATS - GAME-BY-GAME

2025 REGULAR SEASON PACKERS GAME-BY-GAME OFFENSE																	
	09/07	09/11	09/21	09/28	10/12	10/19	10/26	11/02	11/10	11/16	11/23	11/27	12/07	12/14	12/20	12/27	01/04
	@	@	@	@	@	@	@	@	@	@	@	@	@	@	@	@	
	DET	WAS	CLE	DAL	CIN	ARI	PIT	CAR	PHI	NYG	MIN	DET	CHI	DEN	CHI	BAL	MIN
TOTALS																	
FIRST DOWNS																	
Total	14	22	14	32	24	19	22	20	18	19							204
Rushing	4	6	4	11	12	5	5	7	7	7							68
Passing	8	14	8	16	11	10	16	13	10	11							117
Penalty	2	2	2	5	1	4	1	0	1	1							19
THIRD DOWNS																	
Attempts	10	12	18	14	11	10	12	13	13	11							124
Converted	4	5	10	10	5	3	5	7	5	7							61
Percentage	40.0%	41.7%	55.6%	71.4%	45.5%	30.0%	41.7%	53.8%	38.5%	63.6%							49.2%
FOURTH DOWNS																	
Attempts	1	1	0	1	1	3	1	3	3	0							14
Converted	1	0	0	1	1	2	1	2	1	0							9
Percentage	100.0%	0.0%	0	100.0%	100.0%	66.7%	100.0%	66.7%	33.3%	0							64.3%
TOT. OFFENSE																	
Net Yards	266	404	230	489	409	262	454	369	261	296							3,440
Plays	47	63	61	79	60	53	63	63	66	51							606
Avg./Play	5.7	6.4	3.8	6.2	6.8	4.9	7.2	5.9	4.0	5.8							5.7
RUSHING																	
Net Yards	78	135	81	164	153	94	94	104	104	128							1,135
Rush. Att.	25	30	31	35	33	23	26	25	27	23							278
Avg./Att.	3.1	4.5	2.6	4.7	4.6	4.1	3.6	4.2	3.9	5.6							4.1
PASSING																	
Net Yards	188	269	149	325	256	168	360	265	157	168							2,305
Attempts	22	31	25	43	26	29	37	37	36	26							312
Completions	16	19	18	31	19	19	29	26	20	15							212
Intercepted	0	0	1	0	1	0	0	1	0	0							3
Gross Yards	188	292	183	337	259	179	360	273	176	180							2,427
Sacked	0.0	2.0	5.0	1.0	1.0	1.0	0.0	1.0	3.0	2.0							16.0
Yards Lost	0	23	34	12	3	11	0	8	19	12							122
ADVANCES																	
Rushes	25	30	31	35	33	23	26	25	27	23							278
Completions	16	19	18	31	19	19	29	26	20	15							212
Totals	41	49	49	66	52	42	55	51	47	38							490
Total Drives	9	12	10	11	9	10	12	7	10	8							98
PENALTIES																	
Number	4	10	14	7	5	10	5	7	4	5							71
Yards	40	77	75	53	40	94	47	42	20	48							536
FUMBLES																	
Number	0	0	1	1	0	2	2	1	3	2							12
Lost	0	0	0	1	0	0	0	1	2	0							4
PUNTING																	
Yards	164	213	265	83	91	174	152	0	239	195							1,576
Punts	3	4	5	2	2	3	3	0	5	4							31
Net Avg.	48.3	35.8	46.0	41.5	39.0	47.0	43.7	0.0	33.6	44.5							41.8
Gross Avg.	54.7	53.3	53.0	41.5	45.5	58.0	50.7	0.0	47.8	48.8							50.8
SCORING																	
Points	27	27	10	40	27	27	35	13	7	27							240
Q1	10	7	0	7	0	0	7	0	0	0							31
Q2	7	7	3	6	10	6	0	6	0	13							58
Q3	0	3	7	7	0	7	7	0	0	6							37
Q4	10	10	0	17	17	14	21	7	7	8							111
OT	0	0	0	3	0	0	0	0	0	0							3
TD Rushing	1	1	0	2	2	2	1	1	1	1							12
TD Passing	2	2	1	3	1	1	3	0	0	3							16
TD KO Returns	0	0	0	0	0	0	0	0	0	0							0
TD Punt Returns	0	0	0	0	0	0	0	0	0	0							0
TD Sp. Teams	0	0	0	0	0	0	0	0	0	0							0
TD Def. Returns	0	0	0	0	0	0	0	0	0	0							0
FG Attempts	2	3	2	2	2	2	4	3	1	0							21
FG Made	2	2	1	2	2	2	2	2	0	0							15
Safety	0	0	0	0	0	0	0	0	0	0							0
2-Pt Attempts	0	0	0	0	0	0	1	0	0	1							2
2-Pt Made	0	0	0	0	0	0	1	0	0	1							2
TOP	24:35	32:26	34:14	35:33	32:44	25:50	31:48	30:10	27:55	24:04							29:55

DEFENSE - TEAM STATS - GAME-BY-GAME

2025 REGULAR SEASON PACKERS GAME-BY-GAME DEFENSE																			
	09/07	09/11	09/21	09/28	10/12	10/19	10/26	11/02	11/10	11/16	11/23	11/27	12/07	12/14	12/20	12/27	01/04		
	@ DET	WAS	@ CLE	@ DAL	CIN	@ ARI	@ PIT	CAR	PHI	@ NYG	MIN	DET	CHI	DEN	CHI	BAL	MIN	Totals	
FIRST DOWNS																			
Total	16	15	15	26	20	23	16	19	13	22								185	
Rushing	2	3	5	8	5	5	4	11	4	10								57	
Passing	13	10	7	17	12	13	10	6	8	10								106	
Penalty	1	2	3	1	3	5	2	2	1	2								22	
THIRD DOWNS																			
Attempts	15	16	13	11	15	14	10	10	16	14								134	
Converted	5	5	4	4	6	7	1	4	7	7								50	
Percentage	33.3%	31.3%	30.8%	36.4%	40.0%	50.0%	10.0%	40.0%	43.8%	50.0%								37.3%	
FOURTH DOWNS																			
Attempts	4	3	2	1	2	2	1	2	2	4								23	
Converted	3	1	1	1	2	0	1	2	0	3								14	
Percentage	75.0%	33.3%	50.0%	100.0%	100.0%	0.0%	100.0%	100.0%	0.0%	75.0%								60.9%	
TOT. OFFENSE																			
Net Yards	246	230	221	436	268	330	295	265	294	336								2,921	
Plays	65	65	57	67	62	70	57	54	60	69								626	
Avg./Play	3.8	3.5	3.9	6.5	4.3	4.7	5.2	4.9	4.9	4.9								4.7	
RUSHING																			
Net Yards	46	51	96	117	55	94	93	163	111	142								968	
Rush. Att.	22	19	19	26	16	28	18	33	34	38								253	
Avg./Att.	2.1	2.7	5.1	4.5	3.4	3.4	5.2	4.9	3.3	3.7								3.8	
PASSING																			
Net Yards	200	179	125	319	213	236	202	102	183	194								1,953	
Attempts	39	42	36	40	45	36	36	20	26	29								349	
Completions	31	24	21	31	29	25	24	11	15	19								230	
Intercepted	1	0	1	0	0	0	0	1	0	1								4	
Gross Yards	225	200	142	319	219	279	219	102	183	201								2,089	
Sacked	4.0	4.0	2.0	1.0	1.0	6.0	3.0	1.0	0.0	2.0								24.0	
Yards Lost	25	21	17	0	6	43	17	0	0	7								136	
ADVANCES																			
Rushes	22	19	19	26	16	28	18	33	34	38								253	
Completions	31	24	21	31	29	25	24	11	15	19								230	
Totals	53	43	40	57	45	53	42	44	49	57								483	
Total Drives	9	11	10	10	9	9	11	7	10	9								95	
PENALTIES																			
Number	7	5	8	11	3	6	6	5	7	6								64	
Yards	40	30	90	95	17	55	65	39	61	77								569	
FUMBLES																			
Number	0	0	0	0	0	1	1	1	1	1								5	
Lost	0	0	0	0	0	1	1	0	1	1								4	
PUNTING																			
Yards	142	187	291	190	211	42	194	134	238	90								1,719	
Punts	3	4	6	4	4	1	4	3	5	2								36	
Net Avg.	36.7	46.5	40.5	43.5	44.3	22.0	44.3	42.7	39.2	45.0								41.8	
Gross Avg.	47.3	46.8	48.5	47.5	52.8	42.0	48.5	44.7	47.6	45.0								47.8	
SCORING																			
Points	13	18	13	40	18	23	25	16	10	20								196	
Q1	0	0	0	0	0	3	3	0	0	7								13	
Q2	3	3	0	16	0	10	13	7	0	6								58	
Q3	3	0	0	7	7	7	3	6	3	0								36	
Q4	7	15	13	14	11	3	6	3	7	7								86	
OT	0	0	0	3	0	0	0	0	0	0								3	
TD Rushing	0	0	1	2	0	0	0	2	0	3								8	
TD Passing	1	2	0	3	2	2	2	0	1	0								13	
TD KO Returns	0	0	0	0	0	0	0	0	0	0								0	
TD Punt Returns	0	0	0	0	0	0	0	0	0	0								0	
TD Sp. Teams	0	0	0	0	0	0	0	0	0	0								0	
TD Def. Returns	0	0	0	0	0	0	0	0	0	0								0	
FG Attempts	2	3	2	1	3	3	4	1	1	0								20	
FG Made	2	1	2	1	1	3	4	1	1	0								16	
Safety	0	0	0	0	0	0	0	0	0	0								0	
2-Pt Attempts	0	1	0	0	1	0	1	0	0	0								3	
2-Pt Made	0	1	0	0	1	0	0	0	0	0								2	
TOP	35:25	27:34	25:46	34:27	27:16	34:10	28:12	29:50	32:05	35:56								31:04	

SACKS / QB HITS / PASSES DEFENSED

2025 REGULAR SEASON

QUARTERBACK SACKS				
DATE	OPPONENT	SACKS	YARDS	PLAYERS
09/07	Detroit	4.0	25	Rashan Gary 1.5-10.0, Micah Parsons 1.0-4.0, Devonte Wyatt 1.0-8.0, Lukas Van Ness 0.5-3.0
09/11	Washington	4.0	21	Rashan Gary 1.0-8.0, Devonte Wyatt 1.0-1.0, Karl Brooks 0.5-1.0, Edgerrin Cooper 0.5-5.0, Micah Parsons 0.5-5.0, Barryn Sorrell 0.5-1.0
09/21	at Cleveland	2.0	17	Rashan Gary 2.0-17.0
09/28	at Dallas	1.0	0	Micah Parsons 1.0-0.0
10/12	Cincinnati	1.0	6	Lukas Van Ness 1.0-6.0
10/19	at Arizona	6.0	43	Micah Parsons 3.0-26.0, Quay Walker 1.5-11.5, Rashan Gary 1.0-2.0, Kingsley Enagbare 0.5-3.5
10/26	at Pittsburgh	3.0	17	Rashan Gary 2.0-7.0, Micah Parsons 1.0-10.0
11/02	Carolina	1.0	0	Xavier McKinney 1.0-0.0
11/10	Philadelphia	0.0	0	--
11/16	at N.Y. Giants	2.0	7	Micah Parsons 1.5-3.5, Isaiah McDuffie 0.5-3.5
11/23	Minnesota	--	--	--
11/27	at Detroit	--	--	--
12/07	Chicago	--	--	--
12/14	at Denver	--	--	--
12/20	at Chicago	--	--	--
12/27	Baltimore	--	--	--
01/04	at Minnesota	--	--	--
TOTALS		24.0	136	MICAH PARSONS 8.0-48.5, RASHAN GARY 7.5-44.0, DEVONTE WYATT 2.0-9.0, LUKAS VAN NESS 1.5-9.0, QUAY WALKER 1.5-11.5, XAVIER MCKINNEY 1.0-0.0, KARL BROOKS 0.5-1.0, EDGERRIN COOPER 0.5-5.0, KINGSLEY ENAGBARE 0.5-3.5, ISIAH MCDUFFIE 0.5-3.5, BARRYN SORRELL 0.5-1.0

QUARTERBACK HITS			
DATE	OPPONENT	QBH	PLAYERS
09/07	Detroit	9	Rashan Gary 3, Devonte Wyatt 3, Micah Parsons 1, Lukas Van Ness 1, Colby Wooden 1
09/11	Washington	12	Micah Parsons 3, Edgerrin Cooper 2, Devonte Wyatt 2, Karl Brooks 1, Rashan Gary 1, Barryn Sorrell 1, Lukas Van Ness 1, Quay Walker 1
09/21	at Cleveland	10	Rashan Gary 3, Micah Parsons 2, Lukas Van Ness 2, Karl Brooks 1, Kingsley Enagbare 1, Quay Walker 1
09/28	at Dallas	4	Micah Parsons 2, Karl Brooks 1, Colby Wooden 1
10/12	Cincinnati	5	Rashan Gary 2, Lukas Van Ness 2, Barryn Sorrell 1
10/19	at Arizona	12	Micah Parsons 5, Quay Walker 3, Rashan Gary 2, Karl Brooks 1, Kingsley Enagbare 1
10/26	at Pittsburgh	5	Rashan Gary 2, Karl Brooks 1, Kingsley Enagbare 1, Micah Parsons 1
11/02	Carolina	2	Xavier McKinney 1, Quay Walker 1
11/10	Philadelphia	0	--
11/16	at N.Y. Giants	5	Micah Parsons 3, Kingsley Enagbare 1, Isaiah McDuffie 1
11/23	Minnesota	--	--
11/27	at Detroit	--	--
12/07	Chicago	--	--
12/14	at Denver	--	--
12/20	at Chicago	--	--
12/27	Baltimore	--	--
01/04	at Minnesota	--	--
TOTALS		64	MICAH PARSONS 17, RASHAN GARY 13, LUKAS VAN NESS 6, QUAY WALKER 6, KARL BROOKS 5, DEVONTE WYATT 5, KINGSLEY ENAGBARE 4, EDGERRIN COOPER 2, BARRYN SORRELL 2, COLBY WOODEN 2, ISIAH MCDUFFIE 1, XAVIER MCKINNEY 1

PASSES DEFENSED			
DATE	OPPONENT	PD	PLAYERS
09/07	Detroit	2	Quay Walker 1, Evan Williams 1
09/11	Washington	8	Keisean Nixon 5, Devonte Wyatt 2, Xavier McKinney 1
09/21	at Cleveland	3	Edgerrin Cooper 1, Xavier McKinney 1, Quay Walker 1
09/28	at Dallas	4	Keisean Nixon 2, Edgerrin Cooper 1, Nate Hobbs 1
10/12	Cincinnati	3	Keisean Nixon 2, Carrington Valentine 1
10/19	at Arizona	4	Edgerrin Cooper 1, Xavier McKinney 1, Keisean Nixon 1, Evan Williams 1
10/26	at Pittsburgh	5	Quay Walker 2, Karl Brooks 1, Keisean Nixon 1, Carrington Valentine 1
11/02	Carolina	1	Xavier McKinney 1
11/10	Philadelphia	2	Keisean Nixon 1, Carrington Valentine 1
11/16	at N.Y. Giants	5	Keisean Nixon 2, Javon Bullard 1, Xavier McKinney 1, Evan Williams 1
11/23	Minnesota	--	--
11/27	at Detroit	--	--
12/07	Chicago	--	--
12/14	at Denver	--	--
12/20	at Chicago	--	--
12/27	Baltimore	--	--
01/04	at Minnesota	--	--
TOTALS		37	KEISEAN NIXON 14, XAVIER MCKINNEY 5, QUAY WALKER 4, EDGERRIN COOPER 3, CARRINGTON VALENTINE 3, EVAN WILLIAMS 3, DEVONTE WYATT 2, KARL BROOKS 1, JAVON BULLARD 1, NATE HOBBS 1

INTERCEPTIONS - FUMBLES

INTERCEPTIONS		(AS OF NOV 18, 2025, 2:07 AM PST)		2025 : REGULAR SEASON	
PACKERS INTERCEPTIONS					
PLAYERS	TIMES	WHERE/WHEN			
Xavier McKinney	2	1 at Cleveland - (9/21); 1 Carolina - (11/2)			
Evan Williams	2	1 Detroit - (9/7); 1 at N.Y. Giants - (11/16)			
2025 TOTALS	4				

(AS OF NOV 18, 2025, 2:07 AM PST)					2025 : REGULAR SEASON	
PLAYER	FUMBLES	LOST	OWN RECOVERED	OWN REC YARDS	FUMBLED GAMES	
Jordan Love	5	2	4	-3	1 - at Dallas (9/28); 0 - at Arizona (10/19); 1 - vs Philadelphia (11/10); 0 - at N.Y. Giants (11/16);	
Josh Jacobs	2	1	1	0	0 - at Cleveland (9/21); 1 - vs Philadelphia (11/10);	
Luke Musgrave	1	0	0	0	0 - at N.Y. Giants (11/16);	
Keisean Nixon	1	0	0	0	0 - at Pittsburgh (10/26); 0 - vs Philadelphia (11/10);	
Sean Rhyan	1	0	0	0	0 - at N.Y. Giants (11/16);	
Savion Williams	1	1	0	0	1 - vs Carolina (11/2);	
Emanuel Wilson	1	0	0	0	0 - at Pittsburgh (10/26);	
Zayne Anderson	0	0	1	0	0 - at Pittsburgh (10/26);	
2025 TOTALS	12	4	6	-3	--	

INDIVIDUAL GXG STATS: PASSING

2025 REGULAR SEASON INDIVIDUAL GAME-BY-GAME STATS

PASSING:		JORDAN LOVE													
DATE	OPP.	ATT	CMP	YDS	CMP%	Y/A	Y/C	TD	TD%	INT	INT%	LG	SK/YD	RATE	
09/07	Detroit	22	16	188	72.7%	8.5	11.8	2	9.1%	0	0.0%	48	0/0	128.6	
09/11	Washington	31	19	292	61.3%	9.4	15.4	2	6.5%	0	0.0%	57	2/23	113.9	
09/21	at Cleveland	25	18	183	72.0%	7.3	10.2	1	4.0%	1	4.0%	34	5/34	89.2	
09/28	at Dallas	43	31	337	72.1%	7.8	10.9	3	7.0%	0	0.0%	46	1/12	118.1	
10/12	Cincinnati	26	19	259	73.1%	10.0	13.6	1	3.8%	1	3.8%	35	1/3	101.3	
10/19	at Arizona	29	19	179	65.5%	6.2	9.4	1	3.4%	0	0.0%	22	1/11	93.9	
10/26	at Pittsburgh	37	29	360	78.4%	9.7	12.4	3	8.1%	0	0.0%	59	0/0	134.2	
11/02	Carolina	37	26	273	70.3%	7.4	10.5	0	0.0%	1	2.7%	52	1/8	80.1	
11/10	Philadelphia	36	20	176	55.6%	4.9	8.8	0	0.0%	0	0.0%	25	3/19	68.8	
11/16	at N.Y. Giants	24	13	174	54.2%	7.3	13.4	2	8.3%	0	0.0%	33	2/12	105.2	
11/23	Minnesota														
11/27	at Detroit														
12/07	Chicago														
12/14	at Denver														
12/20	at Chicago														
12/27	Baltimore														
01/04	at Minnesota														
TOTALS		310	210	2,421	67.7%	7.8	11.5	15	4.8%	3	1.0%	59	16/122	103.2	
CAREER TOTALS		1,397	900	10,575	64.4%	7.6	0.0	75	5.4%	28	2.0%	77	63/482	96.9	

PASSING:		MALIK WILLIS												
DATE	OPP.	ATT	CMP	YDS	CMP%	Y/A	Y/C	TD	TD%	INT	INT%	LG	SK/YD	RATE
09/07	Detroit													
09/11	Washington													
09/21	at Cleveland													
09/28	at Dallas													
10/12	Cincinnati													
10/19	at Arizona													
10/26	at Pittsburgh													
11/02	Carolina													
11/10	Philadelphia													
11/16	at N.Y. Giants	2	2	6	100.0%	3.0	3.0	1	50.0%	0	0.0%	5	0/0	118.8
11/23	Minnesota													
11/27	at Detroit													
12/07	Chicago													
12/14	at Denver													
12/20	at Chicago													
12/27	Baltimore													
01/04	at Minnesota													
TOTALS		2	2	6	100.0%	3.0	3.0	1	50.0%	0	0.0%	5	0/0	118.8
CAREER TOTALS		122	77	906	63.1%	7.4	0.0	4	3.3%	3	2.5%	51	22/116	86.3

INDIVIDUAL GXG STATS: RUSHING

2025 REGULAR SEASON INDIVIDUAL GAME-BY-GAME STATS

RUSHING:		CHRIS BROOKS					MATTHEW GOLDEN					JOSH JACOBS				
DATE	OPP.	NO.	YDS	AVG	LG	TD	NO.	YDS	AVG	LG	TD	NO.	YDS	AVG	LG	TD
09/07	Detroit	1	1	1.0	1	0	0	0	0.0	--	0	19	66	3.5	15	1
09/11	Washington	0	0	0.0	--	0	2	15	7.5	9	0	23	84	3.7	10	1
09/21	at Cleveland	0	0	0.0	--	0	3	9	3.0	4	0	16	30	1.9	7	0
09/28	at Dallas	0	0	0.0	--	0	1	5	5.0	5	0	22	86	3.9	19	2
10/12	Cincinnati	1	1	1.0	1	0	2	16	8.0	8	0	18	93	5.2	16	2
10/19	at Arizona	0	0	0.0	--	0	0	0	0.0	--	0	13	55	4.2	10	2
10/26	at Pittsburgh	0	0	0.0	--	0	0	0	0.0	--	0	13	33	2.5	6	1
11/02	Carolina	0	0	0.0	--	0	0	0	0.0	--	0	17	87	5.1	18	1
11/10	Philadelphia	0	0	0.0	--	0	INACTIVE/INJURY					21	74	3.5	11	1
11/16	at N.Y. Giants	1	8	8.0	8	0	0	0	0.0	--	0	7	40	5.7	15	0
11/23	Minnesota															
11/27	at Detroit															
12/07	Chicago															
12/14	at Denver															
12/20	at Chicago															
12/27	Baltimore															
01/04	at Minnesota															
TOTALS		3	10	3.3	8	0	8	45	5.6	9	0	169	648	3.8	19	11
CAREER TOTALS		58	299	5.2	52	1	8	45	5.6	9	0	1,775	7,522	4.2	86	72

RUSHING:		TUCKER KRAFT					JORDAN LOVE					BO MELTON				
DATE	OPP.	NO.	YDS	AVG	LG	TD	NO.	YDS	AVG	LG	TD	NO.	YDS	AVG	LG	TD
09/07	Detroit	1	3	3.0	3	0	3	4	1.3	3	0	0	0	0.0	--	0
09/11	Washington	0	0	0.0	--	0	3	12	4.0	14	0	INACTIVE/INJURY				
09/21	at Cleveland	0	0	0.0	--	0	4	18	4.5	10	0	0	0	0.0	--	0
09/28	at Dallas	0	0	0.0	--	0	3	28	9.3	25	0	0	0	0.0	--	0
10/12	Cincinnati	0	0	0.0	--	0	7	26	3.7	7	0	1	3	3.0	3	0
10/19	at Arizona	0	0	0.0	--	0	4	22	5.5	12	0	0	0	0.0	--	0
10/26	at Pittsburgh	0	0	0.0	--	0	1	-1	-1.0	-1	0	0	0	0.0	--	0
11/02	Carolina	0	0	0.0	--	0	1	1	1.0	1	0	0	0	0.0	--	0
11/10	Philadelphia	INJURED RESERVE					5	28	5.6	12	0	0	0	0.0	--	0
11/16	at N.Y. Giants	INJURED RESERVE					2	7	3.5	4	0	1	17	17.0	17	0
11/23	Minnesota															
11/27	at Detroit															
12/07	Chicago															
12/14	at Denver															
12/20	at Chicago															
12/27	Baltimore															
01/04	at Minnesota															
TOTALS		1	3	3.0	3	0	33	145	4.4	25	0	2	20	10.0	17	0
CAREER TOTALS		4	9	2.3	3	0	121	501	4.1	37	5	13	95	7.3	17	0

RUSHING:		SAVION WILLIAMS					MALIK WILLIS					EMANUEL WILSON				
DATE	OPP.	NO.	YDS	AVG	LG	TD	NO.	YDS	AVG	LG	TD	NO.	YDS	AVG	LG	TD
09/07	Detroit	0	0	0.0	--	0	DID NOT PLAY					1	4	4.0	4	0
09/11	Washington	2	24	12.0	16	0	DID NOT PLAY					0	0	0.0	--	0
09/21	at Cleveland	2	-1	-0.5	2	0	DID NOT PLAY					6	25	4.2	9	0
09/28	at Dallas	1	1	1.0	1	0	DID NOT PLAY					8	44	5.5	13	0
10/12	Cincinnati	1	3	3.0	3	0	DID NOT PLAY					3	11	3.7	6	0
10/19	at Arizona	0	0	0.0	--	0	DID NOT PLAY					6	17	2.8	8	0
10/26	at Pittsburgh	1	1	1.0	1	0	DID NOT PLAY					11	61	5.5	15	0
11/02	Carolina	1	0	0.0	--	0	DID NOT PLAY					6	16	2.7	7	0
11/10	Philadelphia	0	0	0.0	--	0	DID NOT PLAY					1	2	2.0	2	0
11/16	at N.Y. Giants	0	0	0.0	--	0	1	16	16.0	16	0	11	40	3.6	11	1
11/23	Minnesota															
11/27	at Detroit															
12/07	Chicago															
12/14	at Denver															
12/20	at Chicago															
12/27	Baltimore															
01/04	at Minnesota															
TOTALS		8	28	3.5	16	0	1	16	16.0	16	0	53	220	4.2	15	1
CAREER TOTALS		8	28	3.5	16	0	53	298	5.6	29	2	170	807	4.7	31	5

INDIVIDUAL GXG STATS: RECEIVING

2025 REGULAR SEASON INDIVIDUAL GAME-BY-GAME STATS

RECEIVING:	CHRIS BROOKS					ROMEO DOUBS					JOHN FITZPATRICK				
DATE OPP.	NO.	YDS	AVG	LG	TD	NO.	YDS	AVG	LG	TD	NO.	YDS	AVG	LG	TD
09/07 Detroit	1	2	2.0	2	0	2	68	34.0	48	0	1	2	2.0	2	0
09/11 Washington	3	27	9.0	16	0	3	28	9.3	17	1	0	0	0.0	--	0
09/21 at Cleveland	0	0	0.0	--	0	2	25	12.5	16	0	2	12	6.0	9	1
09/28 at Dallas	1	1	1.0	1	0	6	58	9.7	18	3	0	0	0.0	--	0
10/12 Cincinnati	0	0	0.0	--	0	5	55	11.0	21	0	0	0	0.0	--	0
10/19 at Arizona	0	0	0.0	--	0	6	72	12.0	22	0	1	6	6.0	6	0
10/26 at Pittsburgh	0	0	0.0	--	0	3	44	14.7	24	0	1	4	4.0	4	0
11/02 Carolina	2	24	12.0	16	0	7	91	13.0	30	0	0	0	0.0	--	0
11/10 Philadelphia	0	0	0.0	--	0	1	5	5.0	5	0	0	0	0.0	--	0
11/16 at N.Y. Giants	0	0	0.0	--	0	4	53	13.3	22	0	1	5	5.0	5	0
11/23 Minnesota															
11/27 at Detroit															
12/07 Chicago															
12/14 at Denver															
12/20 at Chicago															
12/27 Baltimore															
01/04 at Minnesota															
TOTALS	7	54	7.7	16	0	39	499	12.8	48	4	6	29	4.8	9	1
CAREER TOTALS	18	123	6.8	16	0	186	2,199	11.8	48	19	8	43	5.4	12	1

RECEIVING:	MATTHEW GOLDEN					MALIK HEATH					JOSH JACOBS				
DATE OPP.	NO.	YDS	AVG	LG	TD	NO.	YDS	AVG	LG	TD	NO.	YDS	AVG	LG	TD
09/07 Detroit	2	16	8.0	11	0	0	0	0.0	--	0	1	4	4.0	4	0
09/11 Washington	0	0	0.0	--	0	1	37	37.0	37	0	0	0	0.0	--	0
09/21 at Cleveland	4	52	13.0	34	0	0	0	0.0	--	0	5	44	8.8	31	0
09/28 at Dallas	5	58	11.6	46	0	1	9	9.0	9	0	4	71	17.8	28	0
10/12 Cincinnati	3	86	28.7	35	0	0	0	0.0	--	0	5	57	11.4	29	0
10/19 at Arizona	4	37	9.3	17	0	0	0	0.0	--	0	1	3	3.0	3	0
10/26 at Pittsburgh	3	4	1.3	4	0	3	29	9.7	13	0	3	12	4.0	8	0
11/02 Carolina	2	9	4.5	6	0	1	11	11.0	11	0	4	13	3.3	7	0
11/10 Philadelphia	INACTIVE/INJURY					0	0	0.0	--	0	5	33	6.6	9	0
11/16 at N.Y. Giants	1	24	24.0	24	0	INACTIVE					0	0	0.0	--	0
11/23 Minnesota															
11/27 at Detroit															
12/07 Chicago															
12/14 at Denver															
12/20 at Chicago															
12/27 Baltimore															
01/04 at Minnesota															
TOTALS	24	286	11.9	46	0	6	86	14.3	37	0	28	237	8.5	31	0
CAREER TOTALS	24	286	11.9	46	0	31	308	9.9	41	3	261	2,027	7.8	49	1

RECEIVING:	TUCKER KRAFT					BO MELTON					LUKE MUSGRAVE				
DATE OPP.	NO.	YDS	AVG	LG	TD	NO.	YDS	AVG	LG	TD	NO.	YDS	AVG	LG	TD
09/07 Detroit	2	16	8.0	15	1	0	0	0.0	--	0	1	4	4.0	4	0
09/11 Washington	6	124	20.7	57	1	INACTIVE/INJURY					2	32	16.0	23	0
09/21 at Cleveland	3	29	9.7	18	0	0	0	0.0	--	0	0	0	0.0	--	0
09/28 at Dallas	5	56	11.2	16	0	0	0	0.0	--	0	1	6	6.0	6	0
10/12 Cincinnati	2	43	21.5	24	1	0	0	0.0	--	0	1	7	7.0	7	0
10/19 at Arizona	5	58	11.6	22	1	0	0	0.0	--	0	0	0	0.0	--	0
10/26 at Pittsburgh	7	143	20.4	59	2	0	0	0.0	--	0	1	5	5.0	5	0
11/02 Carolina	2	20	10.0	10	0	0	0	0.0	--	0	3	34	11.3	21	0
11/10 Philadelphia	INJURED RESERVE					2	28	14.0	18	0	3	23	7.7	9	0
11/16 at N.Y. Giants	INJURED RESERVE					0	0	0.0	--	0	1	-1	-1.0	-1	0
11/23 Minnesota															
11/27 at Detroit															
12/07 Chicago															
12/14 at Denver															
12/20 at Chicago															
12/27 Baltimore															
01/04 at Minnesota															
TOTALS	32	489	15.3	59	6	2	28	14.0	18	0	13	110	8.5	23	0
CAREER TOTALS	113	1,551	13.7	67	15	26	337	13.0	37	1	54	507	9.4	37	1



INDIVIDUAL GXG STATS: RECEIVING

RECEIVING:		JAYDEN REED					CHRISTIAN WATSON					JOSH WHYLE				
DATE	OPP.	NO.	YDS	AVG	LG	TD	NO.	YDS	AVG	LG	TD	NO.	YDS	AVG	LG	TD
09/07	Detroit	3	45	15.0	26	1	RESERVE/PUP					PRACTICE SQUAD				
09/11	Washington	0	0	0.0	--	0	RESERVE/PUP					PRACTICE SQUAD				
09/21	at Cleveland	INJURED RESERVE					RESERVE/PUP					PRACTICE SQUAD				
09/28	at Dallas	INJURED RESERVE					RESERVE/PUP					PRACTICE SQUAD				
10/12	Cincinnati	INJURED RESERVE					RESERVE/PUP					PRACTICE SQUAD				
10/19	at Arizona	INJURED RESERVE					RESERVE/PUP					PRACTICE SQUAD				
10/26	at Pittsburgh	INJURED RESERVE					4	85	21.3	33	0	PRACTICE SQUAD				
11/02	Carolina	INJURED RESERVE					2	58	29.0	52	0	PRACTICE SQUAD				
11/10	Philadelphia	INJURED RESERVE					2	45	22.5	25	0	0	0	0.0	--	0
11/16	at N.Y. Giants	INJURED RESERVE					4	46	11.5	17t	2	1	2	2.0	2t	1
11/23	Minnesota															
11/27	at Detroit															
12/07	Chicago															
12/14	at Denver															
12/20	at Chicago															
12/27	Baltimore															
01/04	at Minnesota															
TOTALS		3	45	15.0	26	1	12	234	19.5	52	2	1	2	2.0	2t	1
CAREER TOTALS		122	1,695	13.9	70t	15	110	1,887	17.2	77	16	38	344	9.1	33	3

RECEIVING:		DONTAYVION WICKS					SAVION WILLIAMS					EMANUEL WILSON				
DATE	OPP.	NO.	YDS	AVG	LG	TD	NO.	YDS	AVG	LG	TD	NO.	YDS	AVG	LG	TD
09/07	Detroit	2	30	15.0	16	0	1	1	1.0	1	0	0	0	0.0	--	0
09/11	Washington	4	44	11.0	14	0	0	0	0.0	--	0	0	0	0.0	--	0
09/21	at Cleveland	2	21	10.5	16	0	0	0	0.0	--	0	0	0	0.0	--	0
09/28	at Dallas	2	19	9.5	15	0	3	22	7.3	16	0	3	37	12.3	25	0
10/12	Cincinnati	2	15	7.5	9	0	0	0	0.0	--	0	1	-4	-4.0	-4	0
10/19	at Arizona	1	5	5.0	5	0	0	0	0.0	--	0	1	-2	-2.0	-2	0
10/26	at Pittsburgh	INACTIVE/INJURY					1	8	8.0	8t	1	3	26	8.7	14	0
11/02	Carolina	INACTIVE/INJURY					2	12	6.0	6	0	1	1	1.0	1	0
11/10	Philadelphia	4	38	9.5	20	0	2	2	1.0	2	0	1	2	2.0	2	0
11/16	at N.Y. Giants	1	9	9.0	9	0	1	33	33.0	33	0	1	9	9.0	9	0
11/23	Minnesota															
11/27	at Detroit															
12/07	Chicago															
12/14	at Denver															
12/20	at Chicago															
12/27	Baltimore															
01/04	at Minnesota															
TOTALS		18	181	10.1	20	0	10	78	7.8	33	1	11	69	6.3	25	0
CAREER TOTALS		96	1,177	12.3	36	9	10	78	7.8	33	1	26	140	5.4	30t	1

INDIVIDUAL GXG STATS: DEFENSIVE

2025 REGULAR SEASON INDIVIDUAL DEFENSIVE GAME-BY-GAME STATS

DATE	OPP.	WARREN BRINSON											KARL BROOKS											JAVON BULLARD															
		S	A	TK	TFL	TFLY	SK	SKY	INT	FR	FF	PR	PD	S	A	TK	TFL	TFLY	SK	SKY	INT	FR	FF	PR	PD	S	A	TK	TFL	TFLY	SK	SKY	INT	FR	FF	PR	PD		
09/07	Detroit														0	0	0	0	0.0	0.0	0	0	0	0	0	0	7	2	9	0	0	0.0	0	0	0	0	0	0	
09/11	Washington														0	3	3	0	0.5	1.0	0	0	0	0	1	0	5	0	5	0	0	0.0	0	0	0	0	0	0	
09/21	at Cleveland														1	0	1	0	0.0	0.0	0	0	0	0	1	0	1	3	4	1	4	0.0	0	0	0	0	0	0	
09/28	at Dallas														0	2	2	0	0.0	0.0	0	0	0	0	1	0	1	1	2	0	0	0.0	0	0	0	0	0	0	
10/12	Cincinnati	0	0	0	0	0	0	0	0.0	0.0	0	0	0	0	0	0	0	0	0.0	0.0	0	0	0	0	0	0	4	2	6	1	3	0.0	0	0	0	0	0	0	
10/19	at Arizona	1	3	4	0	0	0	0	0.0	0.0	0	0	0	0	0	1	1	0	0	0.0	0.0	0	0	0	0	1	0	3	4	7	0	0	0.0	0	0	0	0	0	0
10/26	at Pittsburgh														0	0	0	0	0.0	0.0	0	0	0	0	1	1	3	2	5	0	0	0.0	0	0	0	1	0	0	
11/02	Carolina														0	5	5	0	0.0	0.0	0	0	0	0	0	0	3	1	4	0	0	0.0	0	0	0	0	0	0	
11/10	Philadelphia	0	0	0	0	0	0	0	0.0	0.0	0	0	0	0	2	1	3	0	0.0	0.0	0	0	0	0	0	0	3	0	3	0	0	0.0	0	0	0	0	0	0	
11/16	at N.Y. Giants	1	0	1	0	0	0	0	0.0	0.0	0	0	0	0	1	2	0	0	0.0	0.0	0	0	0	0	0	0	3	2	5	0	0	0.0	0	0	0	0	0	1	
11/23	Minnesota																																						
11/27	at Detroit																																						
12/07	Chicago																																						
12/14	at Denver																																						
12/20	at Chicago																																						
12/27	Baltimore																																						
01/04	at Minnesota																																						
TOTALS		2	3	5	0	0	0	0.0	0.0	0	0	0	0	0	4	13	17	0	0	0.5	1.0	0	0	0	5	1	33	17	50	2	7	0.0	0.0	0	1	0	0	1	
CAREER TOTALS		2	3	5	0	0	0	0.0	0.0	0	0	0	0	0	30	31	61	10	58	8.0	54.5	0	5	2	16	7	90	45	135	4	13	0.0	0.0	0	2	0	0	2	

DATE	OPP.	EDGERINN COOPER												KINGSLEY ENAGBARE												RASHAN GARY												
		S	A	TK	TFL	FFLY	SK	SKY	INT	FR	FF	PR	PD	S	A	TK	TFL	FFLY	SK	SKY	INT	FR	FF	PR	PD	S	A	TK	TFL	FFLY	SK	SKY	INT	FR	FF	PR	PD	
09/07	Detroit	8	4	12	0	0	0.0	0.0	0	0	0	0	0	0	2	2	0	0	0.0	0.0	0	0	0	0	0	0	3	4	7	1	7	1.5	10.0	0	0	0	3	0
09/11	Washington	7	3	10	0	0	0.5	5.0	0	0	0	2	0	2	0	2	0	0	0.0	0.0	0	0	0	0	0	0	2	1	3	1	8	1.0	8.0	0	0	0	1	0
09/21	at Cleveland	2	2	4	0	0	0.0	0.0	0	0	0	1	0	0	0	0	0	0	0.0	0.0	0	0	0	0	1	0	3	0	3	2	17	2.0	17.0	0	0	0	3	0
09/28	at Dallas	5	2	7	0	0	0.0	0.0	0	0	0	1	0	1	0	1	0	0	0.0	0.0	0	0	0	0	0	0	2	2	4	0	0	0.0	0.0	0	0	0	0	0
10/12	Cincinnati	4	7	11	1	2	0.0	0.0	0	0	0	0	0	0	2	2	0	0	0.0	0.0	0	0	0	0	0	0	0	1	1	0	0	0.0	0.0	0	0	0	2	0
10/19	at Arizona	3	2	5	0	0	0.0	0.0	0	0	0	1	2	3	5	1	2	0.5	3.5	0	0	0	0	1	0	2	0	2	1	2	1.0	2.0	0	0	1	2	0	
10/26	at Pittsburgh	4	0	4	0	0	0.0	0.0	0	0	1	0	0	2	1	3	1	5	0.0	0.0	0	0	0	0	1	0	3	1	4	2	7	2.0	7.0	0	0	0	2	0
11/02	Carolina	3	5	8	0	0	0.0	0.0	0	0	0	0	0	0	3	3	0	0	0.0	0.0	0	0	0	0	0	0	0	3	3	0	0	0.0	0.0	0	0	0	0	0
11/10	Philadelphia	2	4	6	0	0	0.0	0.0	0	0	1	0	0	1	2	3	0	0	0.0	0.0	0	0	0	0	0	0	1	3	4	0	0	0.0	0.0	0	0	0	0	0
11/16	at N.Y. Giants	3	3	6	1	1	0.0	0.0	0	0	0	0	0	0	2	2	0	0	0.0	0.0	0	0	0	0	1	0	2	1	3	0	0	0.0	0.0	0	1	0	0	0
11/23	Minnesota																																					
11/27	at Detroit																																					
12/07	Chicago																																					
12/14	at Denver																																					
12/20	at Chicago																																					
12/27	Baltimore																																					
01/04	at Minnesota																																					
TOTALS		41	32	73	2	3	0.5	5.0	0	0	2	2	3	7	16	23	2	7	0.5	3.5	0	0	0	4	0	18	16	34	7	41	7.5	44.0	0	1	1	13	0	
CAREER TOTALS		89	61	150	15	56	4.0	37.5	1	2	3	9	7	67	60	127	21	83	10.0	57.0	0	1	3	26	4	148	121	269	46	264	46.5	293.5	0	8	7	108	5	

DATE	OPP.	NATE HOBBS												TY'RON HOPPER												ISAIAH MCDUFFIE													
		S	A	TK	TFL	FFLY	SK	SKY	INT	FR	FF	PR	PD	S	A	TK	TFL	FFLY	SK	SKY	INT	FR	FF	PR	PD	S	A	TK	TFL	FFLY	SK	SKY	INT	FR	FF	PR	PD		
09/07	Detroit													0	0	0	0	0.0	0	0	0	0	0	0	0	0	1	2	3	0	0	0.0	0	0	0	0	0	0	
09/11	Washington	1	0	1	0	0	0	0.0	0.0	0	0	0	0	0	0	0	0	0.0	0.0	0	0	0	0	0	0	0	1	0	1	0	0	0.0	0	0	0	0	0	0	
09/21	at Cleveland	2	0	2	1	1	0	0.0	0.0	0	0	0	0	0	0	0	0	0.0	0.0	0	0	0	0	0	0	0	2	3	5	1	2	0.0	0.0	0	0	0	0	0	
09/28	at Dallas	2	5	7	0	0	0	0.0	0.0	0	0	0	1	0	0	0	0	0.0	0.0	0	0	0	0	0	0	0	2	0	2	0	0	0.0	0	0	0	0	0	0	
10/12	Cincinnati	2	1	3	0	0	0	0.0	0.0	0	0	0	0	0	0	0	0	0.0	0.0	0	0	0	0	0	0	0	0	1	1	0	0	0.0	0	0	0	0	0	0	
10/19	at Arizona	3	3	6	0	0	0	0.0	0.0	0	0	0	0	1	0	1	2	0.0	0.0	0	0	0	0	0	0	0	0	3	4	7	0	0	0.0	0	0	0	0	0	0
10/26	at Pittsburgh	0	0	0	0	0	0	0.0	0.0	0	0	0	0	0	0	0	0	0.0	0.0	0	0	0	0	0	0	0	2	2	4	0	0	0.0	0	0	0	0	0	0	
11/02	Carolina	0	0	0	0	0	0	0.0	0.0	0	0	0	0	0	0	0	0	0.0	0.0	0	0	0	0	0	0	0	0	0	0	0	0	0.0	0	0	0	0	0	0	
11/10	Philadelphia													0	0	0	0	0.0	0.0	0	0	0	0	0	0	0	2	2	4	0	0	0.0	0	0	0	0	0	0	
11/16	at N.Y. Giants													1	0	1	0	0.0	0.0	0	0	0	0	0	0	0	5	6	11	0	0	0.5	0.5	0	0	1	0	0	
11/23	Minnesota													0	0	0	0	0.0	0.0	0	0	0	0	0	0	0	2	4	7	0	0	0.0	0	0	0	0	0	0	
11/27	at Detroit													0	0	0	0	0.0	0.0	0	0	0	0	0	0	0	0	0	0	0	0	0.0	0	0	0	0	0	0	
12/07	Chicago													0	0	0	0	0.0	0.0	0	0	0	0	0	0	0	0	0	0	0	0	0.0	0	0	0	0	0	0	
12/14	at Denver													0	0	0	0	0.0	0.0	0	0	0	0	0	0	0	0	0	0	0	0	0.0	0	0	0	0	0	0	
12/20	at Chicago													0	0	0	0	0.0	0.0	0	0	0	0	0	0	0	0	0	0	0	0	0.0	0	0	0	0	0	0	
12/27	Baltimore													0	0	0	0	0.0	0.0	0	0	0	0	0	0	0	0	0	0	0	0	0.0	0	0	0	0	0	0	
01/04	at Minnesota													0	0	0	0	0.0	0.0	0	0	0	0	0	0	0	0	0	0	0	0	0.0	0	0	0	0	0	0	
TOTALS		10	9	29	1	1	0	0.0	0	0	0	0	1	2	0	2	1	2	0.0	0	0	0	0	0	0	0	18	20	38	1	2	0.5	0.5	0	0	0	1	0	
CAREER TOTALS		209	88	297	15	46	3	0.21	0	3	1	3	8	20	3	1	4	1	2	0.0	0	0	0	0	0	0	132	112	244	9	13	1.5	8.5	0	0	1	7	4	

INDIVIDUAL GXG STATS: DEFENSIVE

DATE		OPP.		BARRYN SORRELL												NAZIR STACKHOUSE												CARRINGTON VALENTINE														
				S	A	TK	TFL	TKLY	SK	SKY	INT	FR	PR	PD	S	A	TK	TFL	TKLY	SK	SKY	INT	FR	PR	PD	S	A	TK	TFL	TKLY	SK	SKY	INT	FR	PR	PD						
09/07	Detroit	INACTIVE/INJURY												0	0	1	1	0	0	0.0	0	0	0	0	0	1	0	1	0	0	0.0	0	0	0	0	0	0	0	0	0	0	0
09/11	Washington	0	1	1	0	0	0.5	1.0	0	0	0	1	0	0	0	0	0	0.0	0.0	0	0	0	0	2	0	2	0	0	0.0	0.0	0	0	0	0	0							
09/21	at Cleveland	0	0	0	0	0	0.0	0.0	0	0	0	0	0	0	0	0	0	0.0	0.0	0	0	0	0	0	1	1	0	0	0.0	0.0	0	0	0	0	0							
09/28	at Dallas	0	0	0	0	0	0.0	0.0	0	0	0	0	0	2	1	3	0	0.0	0.0	0	0	0	0	2	1	3	0	0	0.0	0.0	0	0	0	0	0							
10/12	Cincinnati	0	0	0	0	0	0.0	0.0	0	0	0	1	0	0	1	1	0	0.0	0.0	0	0	0	0	2	0	2	0	0	0.0	0.0	0	0	0	0	1							
10/19	at Arizona	0	0	0	0	0	0.0	0.0	0	0	0	0	0	0	2	2	0	0.0	0.0	0	0	0	0	0	0	0	0	0	0.0	0.0	0	0	0	0	0							
10/26	at Pittsburgh	1	0	1	0	0	0.0	0.0	0	0	0	0	0	0	0	0	0	0.0	0.0	0	0	0	0	3	0	3	0	0	0.0	0.0	0	0	0	0	1							
11/02	Carolina	0	0	0	0	0	0.0	0.0	0	0	0	0	0	0	2	0	0	0.0	0.0	0	0	0	0	3	1	4	0	0	0.0	0.0	0	0	0	0	0							
11/10	Philadelphia	0	2	2	0	0	0.0	0.0	0	0	0	0	0	0	0	0	0	0.0	0.0	0	0	0	0	1	0	1	0	0	0.0	0.0	0	0	0	0	1							
11/16	at N.Y. Giants	0	1	1	0	0	0.0	0.0	0	0	0	0	0	0	0	0	0	0.0	0.0	0	0	0	0	2	0	2	0	0	0.0	0.0	0	0	0	0	0							
11/23	Minnesota																																									
12/07	at Detroit																																									
12/07	Chicago																																									
12/14	at Denver																																									
12/20	at Chicago																																									
12/27	Baltimore																																									
01/04	at Minnesota																																									
TOTALS		1	4	5	0	0	0.5	1.0	0	0	0	2	0	2	7	9	0	0	0.0	0	0	0	0	0	16	3	19	0	0	0.0	0	0	0	0	0	3						
CAREER TOTALS		1	4	5	0	0	0.5	1.0	0	0	0	2	0	2	7	9	0	0	0.0	0	0	0	0	64	27	91	0	0	0.0	0	0.0	2	1	2	0	17						

DATE	OPP.	LUKAS VAN NESS										QUAY WALKER										EVAN WILLIAMS																
		S	A	TK	TFL	TFLY	SK	SKY	INT	FF	PR	PD	S	A	TK	TFL	TFLY	SK	SKY	INT	FF	PR	PD	S	A	TK	TFL	TFLY	SK	SKY	INT	FF	PR	PD				
09/07	Detroit	1	3	4	1	2	0.5	3.0	0	0	0	1	0	6	3	9	2	3	0.0	0.0	0	0	0	1	1	2	3	0	0	0.0	0	1	0	0	0	1		
09/11	Washington	3	0	3	1	1	0.0	0.0	0	0	0	1	0	4	4	8	0	0	0.0	0.0	0	0	0	1	0	2	2	4	0	0	0.0	0	0	0	0	0		
09/21	Cleveland	1	1	2	0	0	0.0	0.0	0	0	0	2	0	6	8	14	0	0	0.0	0.0	0	0	0	1	1	4	2	6	0	0	0.0	0	0	0	0	0		
09/28	at Dallas	0	0	0	0	0	0.0	0.0	0	0	0	0	0	6	5	11	1	1	0.0	0.0	0	0	0	0	0	5	4	9	0	0	0.0	0	0	0	0	0		
10/12	Cincinnati	1	1	2	1	6	1.0	6.0	0	0	0	2	0	5	3	8	0	0	0.0	0.0	0	0	0	0	0	2	4	6	1	1	0.0	0	0	0	0	0		
10/19	at Arizona	INACTIVE/INJURY										5	4	9	1	8	1.5	11.5	0	0	0	0	0	3	0	3	4	7	0	0	0.0	0	1	0	0	1		
10/26	at Pittsburgh	INACTIVE/INJURY										1	4	5	0	0	0.0	0.0	0	0	0	0	0	2	2	2	0	0	0.0	0	0	0	0	0	0	0	0	
11/02	Carolina	INACTIVE/INJURY										2	5	7	0	0	0.0	0.0	0	0	0	0	0	0	2	5	7	0	0	0.0	0	0	0	0	0	0	0	0
11/03	Philadelphia	INACTIVE/INJURY										5	1	6	2	6	0.0	0.0	0	0	0	0	0	0	4	2	6	2	3	0.0	0	0	0	0	0	0	0	0
11/16	at N.Y. Giants	INACTIVE/INJURY										1	6	7	0	0	0.0	0.0	0	0	0	0	0	0	4	4	8	0	0	0.0	0	1	0	0	0	1		
11/23	Minnesota																																					
11/27	at Detroit																																					
12/07	Chicago																																					
12/14	at Denver																																					
12/20	at Chicago																																					
12/27	Baltimore																																					
01/04	at Minnesota																																					
TOTALS		6	5	11	3	9	1.5	9.0	0	0	0	6	0	41	43	84	6	18	1.5	11.5	0	0	0	6	4	29	29	58	3	4	0.0	0	2	1	0	0	3	
CAREER TOTALS		50	23	73	17	78	8.5	46.0	0	0	1	22	1	245	178	423	27	79	8	60.0	5	1	3	3	16	59	46	105	4	6	0.0	0	3	1	1	0	6	

		COLBY WOODEN										DEVONTE WYATT											
DATE	OPP.	S	A	TFL	TFL	SK	SK	INT	FF	PR	PO	S	A	TFL	TFL	SK	SK	INT	FF	PR	PO		
09/07	Detroit	3	3	6	2	2	0	0	0	0	1	0	1	2	3	1	8	10	8	0	0	3	0
09/11	Washington	1	0	1	0	0	0	0	0	0	0	0	2	0	2	1	1	1	0	1	0	2	2
09/21	at Cleveland	0	2	2	0	0	0	0	0	0	0	0	0	0	0	0	0	0	0	0	0	0	0
09/28	at Dallas	1	2	3	0	0	0	0	0	0	1	0	0	1	1	0	0	0	0	0	0	0	0
10/12	Cincinnati	1	1	2	0	0	0	0	0	0	0	INACTIVE/INJURY											
10/19	at Arizona	3	3	6	1	4	0	0	0	0	0	INACTIVE/INJURY											
10/26	at Pittsburgh	2	1	3	1	1	0	0	0	0	0	0	1	1	2	0	0	0	0	0	0	0	0
11/02	Carolina	0	0	0	0	0	0	0	0	0	0	0	1	5	6	0	0	0	0	0	0	0	0
11/10	Philadelphia	3	2	5	1	1	0	0	0	0	0	0	3	0	3	1	6	0	0	0	0	0	0
11/16	at N.Y. Giants	2	2	4	0	0	0	0	0	0	0	0	1	2	3	0	0	0	0	0	0	0	0
11/23	Minnesota																						
11/27	at Detroit																						
12/07	Chicago																						
12/14	at Denver																						
12/20	at Chicago																						
12/27	Baltimore																						
01/04	at Minnesota																						
TOTALS		16	35	62	5	8	0	0	0	0	2	0	9	11	20	3	15	20	9	0	0	5	2
CAREER TOTALS		35	34	69	8	21	0	5	0	0	6	2	52	42	94	18	96	14	0	88	0	3	1

INDIVIDUAL GXG STATS: FIELD GOALS

2025 REGULAR SEASON INDIVIDUAL GAME-BY-GAME STATS											
FIELD GOALS:		BRANDON MCMANUS									
DATE	OPP.	0-19	20-29	30-39	40-49	50+	TOTAL	FGM	FGA	PCT	LG
09/07	Detroit	0/0	0/0	2/2	0/0	0/0	2/2	2	2	100.0%	38
09/11	Washington	0/0	1/1	0/0	0/1	1/1	2/3	2	3	66.7%	56
09/21	at Cleveland	0/0	0/0	1/1	0/1	0/0	1/2	1	2	50.0%	39
09/28	at Dallas	0/0	0/0	1/1	0/0	1/1	2/2	2	2	100.0%	53
10/12	Cincinnati	INACTIVE/INJURY									
10/19	at Arizona	INACTIVE/INJURY									
10/26	at Pittsburgh	0/0	2/2	0/0	0/1	0/1	2/4	2	4	50.0%	28
11/02	Carolina	0/0	1/1	0/0	1/2	0/0	2/3	2	3	66.7%	49
11/10	Philadelphia	0/0	0/0	0/0	0/0	0/1	0/1	0	1	0.0%	0
11/16	at N.Y. Giants	INACTIVE/INJURY									
11/23	Minnesota										
11/27	at Detroit										
12/07	Chicago										
12/14	at Denver										
12/20	at Chicago										
12/27	Baltimore										
01/04	at Minnesota										
TOTALS		0/0	4/4	4/4	1/5	2/4	11/17	11	17	64.7%	56

FIELD GOALS:		LUCAS HAVRISIK									
DATE	OPP.	0-19	20-29	30-39	40-49	50+	TOTAL	FGM	FGA	PCT	LG
09/07	Detroit										
09/11	Washington										
09/21	at Cleveland										
09/28	at Dallas										
10/12	Cincinnati	0/0	0/0	1/1	1/1	0/0	2/2	2	2	100.0%	43
10/19	at Arizona	0/0	0/0	1/1	0/0	1/1	2/2	2	2	100.0%	61
10/26	at Pittsburgh	INACTIVE									
11/02	Carolina	INACTIVE									
11/10	Philadelphia	INACTIVE									
11/16	at N.Y. Giants	0/0	0/0	0/0	0/0	0/0	0/0	0	0	0.0%	0
11/23	Minnesota										
11/27	at Detroit										
12/07	Chicago										
12/14	at Denver										
12/20	at Chicago										
12/27	Baltimore										
01/04	at Minnesota										
TOTALS		0/0	0/0	2/2	1/1	1/1	4/4	4	4	100.0%	61

INDIVIDUAL GXG STATS: PUNTING

2025 REGULAR SEASON INDIVIDUAL GAME-BY-GAME STATS								
PUNTING:		DANIEL WHELAN						
DATE	OPP.	NO.	YDS	AVG	TB	IN 20	LG	NET
09/07	Detroit	3	164	54.7	0	2	65	48.3
09/11	Washington	4	213	53.3	1	0	55	35.8
09/21	at Cleveland	5	265	53.0	1	0	63	46.0
09/28	at Dallas	2	83	41.5	0	2	43	41.5
10/12	Cincinnati	2	91	45.5	0	1	56	39.0
10/19	at Arizona	3	174	58.0	1	0	63	47.0
10/26	at Pittsburgh	3	152	50.7	0	1	56	43.7
11/02	Carolina	0	0	0.0	0	0	0	0.0
11/10	Philadelphia	5	239	47.8	2	1	59	33.6
11/16	at N.Y. Giants	4	195	48.8	0	2	61	44.5
11/23	Minnesota							
11/27	at Detroit							
12/07	Chicago							
12/14	at Denver							
12/20	at Chicago							
12/27	Baltimore							
01/04	at Minnesota							
TOTALS		31	1,576	50.8	5	9	65	41.8
								0

INDIVIDUAL GXG STATS: KICKOFF RETURNS

KICKOFF RETURNS:		2025 REGULAR SEASON INDIVIDUAL GAME-BY-GAME STATS																	
		BO MELTON						SAVION WILLIAMS						EMANUEL WILSON					
DATE	OPP.	NO.	YDS	AVG	LG	FC	TD	NO.	YDS	AVG	LG	FC	TD	NO.	YDS	AVG	LG	FC	TD
09/07	Detroit	0	0	0.0	0	0	0	2	39	19.5	21	0	0	0	0	0.0	0	0	0
09/11	Washington	INACTIVE/INJURY						1	30	30.0	30	0	0	1	27	27.0	27	0	0
09/21	at Cleveland	0	0	0.0	0	0	0	3	78	26.0	35	0	0	0	0	0.0	0	0	0
09/28	at Dallas	2	60	30.0	30	0	0	1	24	24.0	24	0	0	0	0	0.0	0	0	0
10/12	Cincinnati	1	36	36.0	36	0	0	3	96	32.0	36	0	0	0	0	0.0	0	0	0
10/19	at Arizona	2	43	21.5	22	0	0	3	72	24.0	27	0	0	0	0	0.0	0	0	0
10/26	at Pittsburgh	1	22	22.0	22	0	0	4	97	24.3	30	0	0	0	0	0.0	0	0	0
11/02	Carolina	0	0	0.0	0	0	0	3	68	22.7	33	0	0	0	0	0.0	0	0	0
11/10	Philadelphia	1	20	20.0	20	0	0	2	57	28.5	33	0	0	0	0	0.0	0	0	0
11/16	at N.Y. Giants	2	37	18.5	23	0	0	1	33	33.0	33	0	0	0	0	0.0	0	0	0
11/23	Minnesota																		
11/27	at Detroit																		
12/07	Chicago																		
12/14	at Denver																		
12/20	at Chicago																		
12/27	Baltimore																		
01/04	at Minnesota																		
TOTALS		9	218	24.2	36	0	0	23	594	25.8	36	0	0	1	27	27.0	27	0	0



INDIVIDUAL GXG STATS: PUNT RETURNS

PUNT RETURNS:		2025 REGULAR SEASON INDIVIDUAL GAME-BY-GAME STATS																	
		ROMEO DOUBS						MATTHEW GOLDEN						KEISEAN NIXON					
DATE	OPP.	NO.	YDS	AVG	LG	FC	TD	NO.	YDS	AVG	LG	FC	TD	NO.	YDS	AVG	LG	FC	TD
09/07	Detroit	0	0	0.0	0	0	0	1	11	11.0	11	0	0	0	0	0.0	0	0	0
09/11	Washington	0	0	0.0	0	0	0	1	-2	-2.0	-2	0	0	2	3	1.5	3	0	0
09/21	at Cleveland	0	0	0.0	0	0	0	2	8	4.0	5	0	0	0	0	0.0	0	0	0
09/28	at Dallas	1	5	5.0	5	0	0	2	11	5.5	9	1	0	0	0	0.0	0	0	0
10/12	Cincinnati	2	14	7.0	9	0	0	0	0	0.0	0	1	0	0	0	0.0	0	0	0
10/19	at Arizona	0	0	0.0	0	0	0	0	0	0.0	0	0	0	0	0	0.0	0	0	0
10/26	at Pittsburgh	3	17	5.7	11	0	0	0	0	0.0	0	0	0	1	0	0.0	0	0	0
11/02	Carolina	2	6	3.0	6	1	0	0	0	0.0	0	0	0	0	0	0.0	0	0	0
11/10	Philadelphia	2	22	11.0	12	0	0	INACTIVE/INJURY						0	0	0.0	0	1	0
11/16	at N.Y. Giants	1	0	0.0	0	0	0	0	0	0.0	0	0	0	0	0	0.0	0	0	0
11/23	Minnesota																		
11/27	at Detroit																		
12/07	Chicago																		
12/14	at Denver																		
12/20	at Chicago																		
12/27	Baltimore																		
01/04	at Minnesota																		
TOTALS		11	64	5.8	12	1	0	6	28	4.7	11	2	0	3	3	1.0	3	1	0

PUNT RETURNS:		JAYDEN REED					
DATE	OPP.	NO.	YDS	AVG	LG	FC	TD
09/07	Detroit	2	21	10.5	20	0	0
09/11	Washington	0	0	0.0	0	0	0
09/21	at Cleveland	INJURED RESERVE					
09/28	at Dallas	INJURED RESERVE					
10/12	Cincinnati	INJURED RESERVE					
10/19	at Arizona	INJURED RESERVE					
10/26	at Pittsburgh	INJURED RESERVE					
11/02	Carolina	INJURED RESERVE					
11/10	Philadelphia	INJURED RESERVE					
11/16	at N.Y. Giants	INJURED RESERVE					
11/23	Minnesota						
11/27	at Detroit						
12/07	Chicago						
12/14	at Denver						
12/20	at Chicago						
12/27	Baltimore						
01/04	at Minnesota						
TOTALS		2	21	10.5	20	0	0



INDIVIDUAL SINGLE-GAME HIGHS

2025 REGULAR SEASON PACKERS INDIVIDUAL SINGLE-GAME HIGHS

Touchdowns	3	Romeo Doubs	at Cowboys	09/28
Passes Attempted	43	Jordan Love	at Cowboys	09/28
Passes Completed	31	Jordan Love	at Cowboys	09/28
Completion Percentage	78.4	Jordan Love	at Steelers	10/26
Passing Yards	360	Jordan Love	at Steelers	10/26
Yards Per Attempt	10.0	Jordan Love	vs. Bengals	10/12
Touchdown Passes	3	Jordan Love	at Steelers	10/26
		Jordan Love	at Cowboys	09/28
Passer Rating	134.2	Jordan Love	at Steelers	10/26
Pass Receptions	7	Romeo Doubs	vs. Panthers	11/02
		Tucker Kraft	at Steelers	10/26
Receiving Yards	143	Tucker Kraft	at Steelers	10/26
Touchdown Receptions	3	Romeo Doubs	at Cowboys	09/28
Rushing Yards	93	Josh Jacobs	vs. Bengals	10/12
Rushing Attempts	23	Josh Jacobs	vs. Commanders	09/11
Rushing Average	5.7	Josh Jacobs	at Giants	11/16
Rushing Touchdowns	2	Josh Jacobs	at Cardinals	10/19
		Josh Jacobs	vs. Bengals	10/12
		Josh Jacobs	at Cowboys	09/28
Yards From Scrimmage	157	Josh Jacobs	at Cowboys	09/28
Combined Net Yards	157	Josh Jacobs	at Cowboys	09/28
Interceptions Made	1	Evan Williams	at Giants	11/16
		Xavier McKinney	vs. Panthers	11/02
		Xavier McKinney	at Browns	09/21
		Evan Williams	vs. Lions	09/07
Interceptions Thrown	1	Jordan Love	vs. Panthers	11/02
		Jordan Love	vs. Bengals	10/12
		Jordan Love	at Browns	09/21
Tackles	14	Quay Walker	at Browns	09/21
Sacks	3.0	Micah Parsons	at Cardinals	10/19
Punts	5	Daniel Whelan	vs. Eagles	11/10
		Daniel Whelan	at Browns	09/21
Punts Inside the 20	2	Daniel Whelan	at Giants	11/16
		Daniel Whelan	at Cowboys	09/28
		Daniel Whelan	vs. Lions	09/07
Punting Average	58.0	Daniel Whelan	at Cardinals	10/19
Punt Returns	3	Romeo Doubs	at Steelers	10/26
Punt Return Yards	22	Romeo Doubs	vs. Eagles	11/10
Kickoff Returns	4	Savion Williams	at Steelers	10/26
Kickoff Return Yards	97	Savion Williams	at Steelers	10/26
Field Goals Attempted	4	Brandon McManus	at Steelers	10/26
Field Goals Made	2	Brandon McManus	vs. Panthers	11/02
		Brandon McManus	at Steelers	10/26
		Lucas Havrisik	at Cardinals	10/19
		Lucas Havrisik	vs. Bengals	10/12
		Brandon McManus	at Cowboys	09/28
		Brandon McManus	vs. Commanders	09/11
		Brandon McManus	vs. Lions	09/07

2025 REGULAR SEASON GREEN BAY PACKERS LONGEST PLAYS

Run From Scrimmage	25	Jordan Love	at Cowboys	09/28
Touchdown Run	18	Josh Jacobs	at Cowboys	09/28
Passing Long	59	Jordan Love	at Steelers	10/26
Touchdown Pass Long	24	Jordan Love	at Steelers	10/26
Pass Reception	59	Tucker Kraft	at Steelers	10/26
Touchdown Reception	24	Tucker Kraft	at Steelers	10/26
Longest Opponent's Fumble Return	22	Keisean Nixon	vs. Eagles	11/10
Punt Return	20	Jayden Reed	vs. Lions	09/07
Kickoff Return	36	Bo Melton	vs. Bengals	10/12
		Savion Williams	vs. Bengals	10/12
Field Goal	61	Lucas Havrisik	at Cardinals	10/19
Field Goal Attempt	64	Brandon McManus	vs. Eagles	11/10



SCORING DRIVES

PACKERS 2025 REGULAR SEASON SCORING DRIVES

DATE	OPPONENT	ACQUIRED	DRIVE			FIRST			GB	OPP
			START	PLAYS	YARDS	Q TIME	DOWNS	SCORING PLAY		
09/07	Detroit	Kickoff	GB 17	12	83	Q1 5:34	5	T. Kraft: 15-yard pass from J. Love	7	0
		Punt	GB 48	7	36	Q1 2:54	1	B. McManus: 34-yard FG	10	0
		Kickoff	GB 35	2	65	Q2 0:53	2	J. Reed: 17-yard pass from J. Love	17	3
		Punt	DET	8	36	Q4 4:43	3	J. Jacobs: 3-yard run	24	6
		Downs	36	4	7	Q4 2:15	0	B. McManus: 38-yard FG	27	6
		DET 27								
09/11	Washington	Punt	GB 4	7	96	Q1 3:35	4	R. Doubs: 5-yard pass from J. Love	7	0
		Punt	GB 8	10	92	Q2 4:50	5	J. Jacobs: 2-yard run	14	0
		Missed FG	GB 42	10	54	Q3 5:17	3	B. McManus: 22-yard FG	17	3
		Kickoff	GB 35	9	65	Q4 4:48	6	T. Kraft: 8-yard pass from J. Love	24	10
		Downs	WAS	4	2	Q4 1:00	0	B. McManus: 56-yard FG	27	10
		40								
09/21	at Cleveland	Punt	GB 36	13	43	Q1 7:23	3	Q2: B. McManus: 39-yard FG	3	0
		Punt	GB 29	14	71	Q3 7:41	5	J. FitzPatrick: 3-yard pass from J. Love	10	0
09/28	at Dallas	Kickoff	GB 31	8	69	Q1 4:58	3	R. Doubs: 2-yard pass from J. Love	7	0
		Punt	GB 32	9	68	Q1 5:41	5	Q2: R. Doubs: 1-yard pass from J. Love	13	0
		Punt	GB 24	9	76	Q3 5:25	5	Love	20	14
		Kickoff	GB 30	8	70	Q3 5:55	4	J. Jacobs: 1-yard run	27	21
		Kickoff	GB 20	10	80	Q4 3:05	5	Q4: J. Jacobs: 18-yard run	34	28
		Kickoff	GB 26	7	39	Q4 0:43	2	R. Doubs: 15-yard pass from J. Love	37	35
		Kickoff	GB 20	13	64	OT 4:40	4	B. McManus: 53-yard FG	40	38
								B. McManus: 34-yard FG		
10/12	Cincinnati	Punt	GB 4	12	71	Q1 7:24	4	Q2: L. Havrisik: 43-yard FG	3	0
		Punt	GB 20	8	80	Q2 4:07	5	J. Jacobs: 3-yard run	10	0
		Kickoff	GB 34	9	66	Q3 4:50	5	Q4: J. Jacobs: 14-yard run	17	7
		Kickoff	GB 38	6	62	Q4 3:10	4	T. Kraft: 19-yard pass from J. Love	24	10
		Kickoff	GB 38	7	41	Q4 2:19	1	L. Havrisik: 39-yard FG	27	18
10/19	at Arizona	Punt	GB 20	9	67	Q2 4:20	4	L. Havrisik: 31-yard FG	3	3
		Kickoff	GB 35	2	22	Q2 0:07	1	L. Havrisik: 61-yard FG	6	13
		Fumble	ARI 44	4	44	Q3 1:56	3	J. Jacobs: 7-yard run	13	13
		Kickoff	GB 33	9	67	Q3 4:22	5	Q4: T. Kraft: 7-yard pass from J. Love	20	20
		Downs	ARI 48	10	48	Q4 4:01	4	Love	27	23
								J. Jacobs: 1-yard run		
10/26	at Pittsburgh	Kickoff	GB 33	6	67	Q1 3:36	4	T. Kraft: 16-yard pass from J. Love	7	3
		Punt	GB 10	9	90	Q3 5:13	3	S. Williams: 8-yard pass from J. Love	14	16
		Kickoff	GB 22	10	78	Q3 5:39	5	Love	22	19
		Punt	PIT 45	4	45	Q4 2:01	2	Q4: J. Jacobs: 3-yard run	29	19
		Punt	GB 44	8	47	Q4 3:28	2	T. Kraft: 24-yard pass from J. Love	32	19
		Fumble	PIT 26	5	19	Q4 1:08	1	B. McManus: 28-yard FG	35	19
11/02	Carolina	Interception	GB 20	9	49	Q2 5:02	2	B. McManus: 49-yard FG	3	0
		Kickoff	GB 42	10	50	Q2 2:22	3	B. McManus: 27-yard FG	6	7
		Punt	GB 29	12	71	Q4 4:52	5	J. Jacobs: 1-yard run	13	13
11/10	Philadelphia	Kickoff	GB 25	11	75	Q4 4:46	5	J. Jacobs: 6-yard run	7	10
11/16	at N.Y. Giants	Punt	GB 38	12	62	Q1 7:21	5	Q2: C. Watson: 1-yard pass from M. Willis	6	7
		Punt	GB 16	10	84	Q2 4:48	5	Willis	13	7
		Kickoff	GB 34	6	66	Q3 3:20	3	E. Wilson: 11-yard run	19	13
		Kickoff	GB 35	7	65	Q4 3:20	3	J. Whyle: 2-yard pass from J. Love	27	20
11/23								G. Watson: 17-yard pass from J. Love		
11/27		--	--	--	--	--	--	--	--	--
12/07		--	--	--	--	--	--	--	--	--
12/14		--	--	--	--	--	--	--	--	--
12/20		--	--	--	--	--	--	--	--	--
12/27		--	--	--	--	--	--	--	--	--
01/04		--	--	--	--	--	--	--	--	--
AVG			8.3	59.3	4:01		3.5			
TOTALS			359	2,552	172:52		149			

DRIVE CHARTS - OPENING DRIVES

2025 REGULAR SEASON																	
		PACKERS								OPPONENT							
		FIRST HALF				SECOND HALF				FIRST HALF				SECOND HALF			
DATE	OPPONENT	PLAYS	YDS	TIME	RESULT	PLAYS	YDS	TIME	RESULT	PLAYS	YDS	TIME	RESULT	PLAYS	YDS	TIME	RESULT
09/07	Detroit	12	83	5:34	TD	3	8	2:01	Punt	3	-4	2:34	Punt	9	59	5:20	FG
09/11	Washington	9	39	4:35	Downs	10	54	5:17	FG	3	6	2:17	Punt	7	10	3:06	Miss FG
09/21	at Cleveland	3	3	1:12	Punt	3	-1	2:28	Punt	8	30	4:34	Punt	3	-8	1:28	Punt
09/28	at Dallas	8	69	4:58	TD	9	76	5:25	TD	3	6	2:02	Punt	5	9	2:27	Punt
10/12	Cincinnati	11	47	6:21	INT	9	66	4:50	TD	3	1	2:00	Punt	17	78	10:14	TD
10/19	at Arizona	11	36	6:16	Downs	3	7	1:41	Punt	15	59	7:26	FG	3	24	1:36	FUM
10/26	at Pittsburgh	3	9	1:34	Punt	9	90	5:13	TD	7	42	4:45	FG	3	2	0:59	Punt
11/02	Carolina	9	56	5:47	FUM	9	43	4:26	Miss FG	3	0	2:39	Punt	6	18	2:53	Punt
11/10	Philadelphia	9	12	5:25	Punt	8	32	4:16	Downs	16	77	8:46	FUM	10	50	6:02	FG
11/16	at N.Y. Giants	6	26	2:25	Punt	6	66	3:20	TD	9	65	4:25	TD	16	56	9:46	Downs

DRIVE EFFICIENCY - GAME-BY-GAME

2025 REGULAR SEASON GREEN BAY PACKERS DRIVES ENDED BY...
(THROUGH WEEK 11)

DATE	TEAMS	DRIVES	3/OUT	TD	FGA	FGM	PNT	DWN	TRN	SAF	CLK	POINTS	PTS/DRV	EFF
9/7	Green Bay	9	3	3	2	2	3	0	0	0	1	27	3.00	0.556
	Detroit	9	4	1	2	2	3	1	1	0	1	13	1.44	0.333
9/11	Green Bay	12	5	3	3	2	4	1	0	0	1	27	2.25	0.417
	Washington	11	4	2	3	1	4	2	0	0	0	18	1.64	0.273
9/21	Green Bay	10	5	1	2	1	5	0	1	0	1	10	1.00	0.200
	at Cleveland	10	2	1	2	2	6	0	1	0	0	13	1.30	0.300
9/28	Green Bay	11	1	5	2	2	2	0	1	0	1	40	3.64	0.636
	at Dallas	10	2	5	1	1	4	0	0	0	0	38	3.80	0.600
10/12	Green Bay	9	2	3	2	2	2	0	1	0	1	27	3.00	0.556
	Cincinnati	9	3	2	3	1	4	0	0	0	0	18	2.00	0.333
10/19	Green Bay	10	4	3	2	2	3	1	0	0	1	27	2.70	0.500
	at Arizona	9	0	2	3	3	1	2	1	0	0	23	2.56	0.556
10/26	Green Bay	12	3	4	4	2	3	0	0	0	1	35	2.92	0.500
	at Pittsburgh	11	5	2	4	4	4	0	1	0	0	25	2.27	0.545
11/2	Green Bay	7	0	1	3	2	0	1	2	0	0	13	1.86	0.429
	Carolina	7	1	2	1	1	3	0	1	0	0	16	2.29	0.429
11/10	Green Bay	10	2	1	1	0	5	1	2	0	0	7	0.70	0.100
	Philadelphia	10	5	1	1	1	5	2	1	0	0	10	1.00	0.200
11/16	Green Bay	8	2	4	0	0	4	0	0	0	0	27	3.38	0.500
	at N.Y. Giants	9	4	3	0	0	2	1	2	0	1	20	2.22	0.333
11/23	Green Bay	--	--	--	--	--	--	--	--	--	--	--	--	--
	Minnesota	--	--	--	--	--	--	--	--	--	--	--	--	--
11/27	Green Bay	--	--	--	--	--	--	--	--	--	--	--	--	--
	at Detroit	--	--	--	--	--	--	--	--	--	--	--	--	--
12/7	Green Bay	--	--	--	--	--	--	--	--	--	--	--	--	--
	Chicago	--	--	--	--	--	--	--	--	--	--	--	--	--
12/14	Green Bay	--	--	--	--	--	--	--	--	--	--	--	--	--
	at Denver	--	--	--	--	--	--	--	--	--	--	--	--	--
12/20	Green Bay	--	--	--	--	--	--	--	--	--	--	--	--	--
	at Chicago	--	--	--	--	--	--	--	--	--	--	--	--	--
12/27	Green Bay	--	--	--	--	--	--	--	--	--	--	--	--	--
	Baltimore	--	--	--	--	--	--	--	--	--	--	--	--	--
1/4	Green Bay	--	--	--	--	--	--	--	--	--	--	--	--	--
	at Minnesota	--	--	--	--	--	--	--	--	--	--	--	--	--
TOTALS		98	27	28	21	15	31	4	7	0	7	240	2.45	0.439
OPPONENTS		95	30	21	20	16	36	8	8	0	2	194	2.04	0.389

YARDS GAINED BY DOWN

PACKERS 2025 REGULAR SEASON YARDS GAINED BY DOWN																									
PACKERS													OPPONENT												
		1ST DOWN			2ND DOWN			3RD DOWN			4TH DOWN			1ST DOWN			2ND DOWN			3RD DOWN			4TH DOWN		
Date	Opponent	Att	Yds	Avg	Att	Yds	Avg	Att	Yds	Avg	Att	Yds	Avg	Att	Yds	Avg	Att	Yds	Avg	Att	Yds	Avg	Att	Yds	Avg
09/07	Detroit	20	131	6.6	16	67	4.2	10	66	6.6	1	2	2.0	24	64	2.7	22	101	4.6	15	60	4.0	4	21	5.3
09/11	Washington	30	197	6.6	20	131	6.6	12	76	6.3	1	0	0.0	24	86	3.6	22	107	4.9	16	36	2.3	3	1	0.3
09/21	at Cleveland	22	80	3.6	20	61	3.1	19	89	4.7	0	0	0.0	23	83	3.6	19	95	5.0	13	42	3.2	2	1	0.5
09/28	at Dallas	37	185	5.0	27	137	5.1	14	158	11.3	1	14	14.0	31	212	6.8	24	138	5.8	11	74	6.7	1	12	12.0
10/12	Cincinnati	29	220	7.6	19	106	5.6	11	81	7.4	1	2	2.0	26	130	5.0	19	79	4.2	15	38	2.5	2	21	10.5
10/19	at Arizona	25	136	5.4	15	77	5.1	10	26	2.6	3	23	7.7	29	93	3.2	25	106	4.2	14	131	9.4	2	0	0.0
10/26	at Pittsburgh	30	213	7.1	20	97	4.9	12	137	11.4	1	7	7.0	25	102	4.1	21	119	5.7	10	60	6.0	1	14	14.0
11/02	Carolina	26	129	5.0	21	104	5.0	13	117	9.0	3	19	6.3	23	92	4.0	19	112	5.9	10	56	5.6	2	5	2.5
11/10	Philadelphia	27	114	4.2	23	70	3.0	13	80	6.2	3	-3	-1.0	22	122	5.5	20	46	2.3	16	126	7.9	2	0	0.0
11/16	at N.Y. Giants	23	129	5.6	17	91	5.4	11	76	6.9	0	0	0.0	28	90	3.2	23	107	4.7	14	119	8.5	4	20	5.0
11/23	Minnesota	--	--	--	--	--	--	--	--	--	--	--	--	--	--	--	--	--	--	--	--	--	--	--	--
11/27	at Detroit	--	--	--	--	--	--	--	--	--	--	--	--	--	--	--	--	--	--	--	--	--	--	--	--
12/07	Chicago	--	--	--	--	--	--	--	--	--	--	--	--	--	--	--	--	--	--	--	--	--	--	--	--
12/14	at Denver	--	--	--	--	--	--	--	--	--	--	--	--	--	--	--	--	--	--	--	--	--	--	--	--
12/20	at Chicago	--	--	--	--	--	--	--	--	--	--	--	--	--	--	--	--	--	--	--	--	--	--	--	--
12/27	Baltimore	--	--	--	--	--	--	--	--	--	--	--	--	--	--	--	--	--	--	--	--	--	--	--	--
01/04	at Minnesota	--	--	--	--	--	--	--	--	--	--	--	--	--	--	--	--	--	--	--	--	--	--	--	--
TOTALS		269	1,534	5.7	198	941	4.8	125	906	7.2	14	64	4.6	255	1,074	4.2	214	1,010	4.7	134	742	5.5	23	95	4.1

THIRD-DOWN EFFICIENCY

PACKERS 2025 REGULAR SEASON THIRD-DOWN EFFICIENCY

PACKERS												
Date	Opponent	3rd & 1	3rd & 2	3rd & 3	3rd & 4	3rd & 5	3rd & 6	3rd & 7	3rd & 8	3rd & 9	3rd & 10+	Total
09/07	Detroit	0/3	0/1	0/1	0/0	0/1	1/1	1/1	0/0	1/1	1/1	4/10
09/11	Washington	2/2	0/0	1/1	0/1	0/0	1/1	0/0	0/2	1/1	0/4	5/12
09/21	at Cleveland	2/3	1/1	4/5	0/0	0/0	1/2	1/2	1/1	0/1	0/3	10/18
09/28	at Dallas	2/2	2/2	1/1	0/0	1/2	0/1	0/0	1/1	1/1	2/4	10/14
10/12	Cincinnati	1/1	0/3	0/0	0/0	0/2	1/1	1/1	1/2	0/0	1/1	5/11
10/19	at Arizona	0/2	0/0	1/2	0/1	1/1	0/2	1/2	0/0	0/0	0/0	3/10
10/26	at Pittsburgh	0/1	0/1	0/2	1/1	2/2	0/1	1/1	0/0	1/2	0/1	5/12
11/02	Carolina	2/2	1/1	0/1	0/1	0/0	1/2	1/1	0/1	1/1	1/3	7/13
11/10	Philadelphia	0/0	1/1	1/2	1/1	0/0	0/0	0/0	1/3	0/1	1/5	5/13
11/16	at N.Y. Giants	3/3	0/1	0/1	0/0	0/0	0/0	1/1	2/2	0/0	1/3	7/11
11/23	Minnesota	--	--	--	--	--	--	--	--	--	--	--
11/27	at Detroit	--	--	--	--	--	--	--	--	--	--	--
12/07	Chicago	--	--	--	--	--	--	--	--	--	--	--
12/14	at Denver	--	--	--	--	--	--	--	--	--	--	--
12/20	at Chicago	--	--	--	--	--	--	--	--	--	--	--
12/27	Baltimore	--	--	--	--	--	--	--	--	--	--	--
01/04	at Minnesota	--	--	--	--	--	--	--	--	--	--	--
TOTALS		12/19	5/11	8/16	2/5	4/8	5/11	7/9	6/12	5/8	7/25	61/124
		63.2%	45.5%	50.0%	40.0%	50.0%	45.5%	77.8%	50.0%	62.5%	28.0%	49.2%
		3RD & 1-3: 25/46 = 54.3%					3RD & 4-6: 11/24 = 45.8%					
		3RD & 7-10+: 25/54 = 46.3%										

OPPONENT 2025 REGULAR SEASON THIRD-DOWN EFFICIENCY

OPPONENT												
Date	Opponent	3rd & 1	3rd & 2	3rd & 3	3rd & 4	3rd & 5	3rd & 6	3rd & 7	3rd & 8	3rd & 9	3rd & 10+	Total
09/07	Detroit	2/2	1/2	0/0	0/0	2/3	0/2	0/2	0/0	0/0	0/4	5/15
09/11	Washington	1/2	0/0	1/3	0/2	0/1	1/1	0/1	0/1	1/2	1/3	5/16
09/21	at Cleveland	1/2	2/2	0/0	0/2	1/1	0/0	0/2	0/1	0/0	0/3	4/13
09/28	at Dallas	0/0	0/1	2/2	0/2	1/3	1/1	0/0	0/0	0/0	0/2	4/11
10/12	Cincinnati	2/3	1/2	0/0	1/1	1/2	1/2	0/0	0/1	0/0	0/4	6/15
10/19	at Arizona	1/1	1/1	0/0	3/3	0/1	0/0	0/0	0/1	0/1	2/6	7/14
10/26	at Pittsburgh	0/0	0/0	1/2	0/0	0/1	0/0	0/0	0/1	0/0	0/6	1/10
11/02	Carolina	0/1	0/0	2/2	1/2	1/2	0/1	0/0	0/0	0/1	0/1	4/10
11/10	Philadelphia	1/1	1/2	0/0	1/1	1/1	0/1	1/2	0/2	0/0	2/6	7/16
11/16	at N.Y. Giants	1/2	0/0	1/2	0/0	3/3	0/3	1/1	0/0	0/1	1/2	7/14
11/23	Minnesota	--	--	--	--	--	--	--	--	--	--	--
11/27	at Detroit	--	--	--	--	--	--	--	--	--	--	--
12/07	Chicago	--	--	--	--	--	--	--	--	--	--	--
12/14	at Denver	--	--	--	--	--	--	--	--	--	--	--
12/20	at Chicago	--	--	--	--	--	--	--	--	--	--	--
12/27	Baltimore	--	--	--	--	--	--	--	--	--	--	--
01/04	at Minnesota	--	--	--	--	--	--	--	--	--	--	--
TOTALS		9/14	6/10	7/11	6/13	10/18	3/11	2/8	0/7	1/5	6/37	50/134
		64.3%	60.0%	63.6%	46.2%	55.6%	27.3%	25.0%	0.0%	20.0%	16.2%	37.3%
		3RD & 1-3: 22/35 = 62.9%					3RD & 4-6: 19/42 = 45.2%					
		3RD & 7-10+: 9/57 = 15.8%										

FOURTH-DOWN EFFICIENCY

2025 REGULAR SEASON FOURTH-DOWN EFFICIENCY													
Date	Opponent	PACKERS						OPPONENT					
		4th & 1	4th & 2	4th & 3	4th & 4	4th & 5+	Total	4th & 1	4th & 2	4th & 3	4th & 4	4th & 5+	Total
09/07	Detroit	1/1	0/0	0/0	0/0	0/0	1/1	0/0	1/2	1/1	0/0	1/1	3/4
09/11	Washington	0/0	0/0	0/1	0/0	0/0	0/1	1/1	0/0	0/0	0/1	0/1	1/3
09/21	at Cleveland	0/0	0/0	0/0	0/0	0/0	0/0	1/1	0/0	0/0	0/0	0/1	1/2
09/28	at Dallas	0/0	0/0	0/0	0/0	1/1	1/1	0/0	1/1	0/0	0/0	0/0	1/1
10/12	Cincinnati	1/1	0/0	0/0	0/0	0/0	1/1	0/0	1/1	0/0	0/0	1/1	2/2
10/19	at Arizona	0/0	2/2	0/0	0/0	0/1	2/3	0/1	0/0	0/0	0/0	0/1	0/2
10/26	at Pittsburgh	1/1	0/0	0/0	0/0	0/0	1/1	0/0	0/0	0/0	0/0	1/1	1/1
11/02	Carolina	0/0	0/0	1/1	1/1	0/1	2/3	2/2	0/0	0/0	0/0	0/0	2/2
11/10	Philadelphia	1/2	0/0	0/0	0/0	0/1	1/3	0/0	0/0	0/0	0/1	0/1	0/2
11/16	at N.Y. Giants	0/0	0/0	0/0	0/0	0/0	0/0	1/1	1/1	1/2	0/0	0/0	3/4
11/23	Minnesota	--	--	--	--	--	--	--	--	--	--	--	--
11/27	at Detroit	--	--	--	--	--	--	--	--	--	--	--	--
12/07	Chicago	--	--	--	--	--	--	--	--	--	--	--	--
12/14	at Denver	--	--	--	--	--	--	--	--	--	--	--	--
12/20	at Chicago	--	--	--	--	--	--	--	--	--	--	--	--
12/27	Baltimore	--	--	--	--	--	--	--	--	--	--	--	--
01/04	at Minnesota	--	--	--	--	--	--	--	--	--	--	--	--
TOTALS		4/5	2/2	1/2	1/1	1/4	9/14	5/6	4/5	2/3	0/2	3/7	14/23
		80.0%	100.0%	50.0%	100.0%	25.0%	64.3%	83.3%	80.0%	66.7%	0.0%	42.9%	60.9%



INSIDE THE 20

DATE	OPPONENT	OFFENSE	DEFENSE
09/07	Detroit	TD - Pass FG - 34 yards TD - Pass TD - Run FG - 38 yards	FG - 30 yards Interception FG - 27 yards TD - Pass
09/11	Washington	TD - Pass TD - Run FG - 22 yards TD - Pass	TD - Pass
09/21	at Cleveland	FG - 39 yards TD - Pass	FG - 35 yards TD - Run
09/28	at Dallas	TD - Pass TD - Pass TD - Run TD - Run TD - Run FG - 22 yards	TD - Run TD - Pass TD - Pass TD - Run FG - 22 yards
10/12	Cincinnati	Interception TD - Run TD - Run TD - Pass	TD - Pass TD - Pass
10/19	at Arizona	FG - 31 yards TD - Run TD - Pass TD - Run	FG - 32 yards TD - Pass TD - Pass FG - 39 yards
10/26	at Pittsburgh	TD - Pass TD - Pass TD - Run FG - 28 yards FG - 25 yards	TD - Pass
11/02	Carolina	Fumble FG - 49 yards FG - 27 yards Downs TD - Run	Interception TD - Run TD - Run
11/10	Philadelphia	TD - Run	FG - 39 yards
11/16	at N.Y. Giants	TD - Pass TD - Run TD - Run TD - Pass TD - Pass	TD - Run TD - Run Downs TD - Run Interception
11/23	Minnesota	--	--
11/27	at Detroit	--	--
12/07	Chicago	--	--
12/14	at Denver	--	--
12/20	at Chicago	--	--
12/27	Baltimore	--	--
01/04	at Minnesota	--	--

OFFENSE DEFENSE		
Inside the 20	40	28
Scores	37	24
Touchdowns	27	17
Field Goals	10	7
Total Points in 20	218	140
Fumbles	1	0
Interceptions	1	3
Missed Field Goals	0	0
Lost on Downs	1	1
End of Half/Game	0	0
TDs Outside	1	4
Red-Zone Percentage	67.5	60.7

GOAL-TO-GO SITUATIONS

DATE	OPPONENT	OFFENSE	DEFENSE
09/07	Detroit	TD - Run	Field Goal - 27 yards
09/11	Washington	TD - Pass TD - Run Field Goal - 22 yards TD - Pass	TD - Pass
09/21	at Cleveland	TD - Pass	Field Goal - 35 yards TD - Run
09/28	at Dallas	TD - Pass TD - Pass TD - Run	TD - Run TD - Run Field Goal - 22 yards
10/12	Cincinnati	TD - Run	TD - Pass
10/19	at Arizona	TD - Run TD - Run	Field Goal - 32 yards Field Goal - 39 yards
10/26	at Pittsburgh	TD - Pass TD - Run	TD - Pass
11/02	Carolina	TD - Run	TD - Run TD - Run
11/10	Philadelphia	NONE	NONE
11/16	at N.Y. Giants	TD - Pass TD - Pass	TD - Run TD - Run TD - Run
11/23	Minnesota	--	--
11/27	at Detroit	--	--
12/07	Chicago	--	--
12/14	at Denver	--	--
12/20	at Chicago	--	--
12/27	Baltimore	--	--
01/04	at Minnesota	--	--

OFFENSE DEFENSE		
Goal-To-Go Situations	17	16
Scores	17	16
Touchdowns	16	11
Field Goals	1	5
Total Points	113	91
Fumbles	0	0
Interceptions	0	0
Missed Field Goals	0	0
Missed Field Goals (G2G)	0	0
Lost on Downs	0	0
End of Half/Game	0	0
Goal-to-Go Percentage	94.1	68.8



BIG PLAYS OF 20+ YARDS

2025 REGULAR SEASON - BIG PLAYS OF 20+ YARDS

DATE	OPPONENT	QTR	PACKERS PLAYER	RUN	PASS	DOWN	RESULT	QTR	OPP. PLAYER	RUN	PASS	DOWN	RESULT		
09/07	Detroit	1	Jordan Love -> Romeo Doubs	20	2-9-GB 18	TD		3	Jared Goff -> Sam LaPorta	32	2-5-DET 37	FG			
		1	Jordan Love -> Jayden Reed	26	3-7-DET 49	FG									
		2	Jordan Love -> Romeo Doubs	48	1-10-GB 35	TD									
09/11	Washington	1	Jordan Love -> Tucker Kraft	57	2-6-GB 23	TD		4	Jayden Daniels -> Zach Ertz	201	1-10-GB 20	TD			
		2	Jordan Love -> Malik Heath	37	1-10-GB 20	TD									
		3	Jordan Love -> Luke Musgrave	23	1-10-GB 42	FG									
09/21	at Cleveland	3	Jordan Love -> Josh Jacobs	31	2-18-GB 21	TD		4	Quinshon Judkins run	38	1-10-CLE 34	FG			
		4	Jordan Love -> Matthew Golden	34	3-8-GB 4	Punt									
09/28	at Dallas	1	Jordan Love -> Matthew Golden	46	3-9-GB 32	TD		2	Dak Prescott -> George Pickens	28	1-10-GB 29	TD			
		1	Jordan Love -> Emanuel Wilson	25	1-10-GB 32	TD				281	1-10-GB 28	TD			
		2	Jordan Love -> Josh Jacobs	28	2-19-DAL 29	TD				5	Dak Prescott -> George Pickens	22	3-5-DAL 36	FG	
		4	Jordan Love run	25	3-2-GB 38	TD				4	Dak Prescott -> Jalen Tolbert	34	2-7-GB 39	FG	
10/12	Cincinnati	4	Jordan Love -> Josh Jacobs	25	1-10-GB 26	FG		NONE							
		1	Jordan Love -> Romeo Doubs	21	1-10-GB 34	INT									
		1	Jordan Love -> Matthew Golden	20	2-9-GB 36	FG									
		2	Jordan Love -> Matthew Golden	35	3-10-GB 30	TD									
10/19	at Arizona	2	Jordan Love -> Josh Jacobs	29	1-10-CIN 35	TD		2	Jacoboby Brissett -> Marvin Harrison Jr.	23	1-10- 50	FG			
		2	Jordan Love -> Tucker Kraft	24	1-10-GB 17	Punt				43	3-23-ARI 16	TD			
		4	Jordan Love -> Matthew Golden	31	3-8-GB 40	FG				35	3-14-ARI 41	TD			
		3	Jordan Love -> Romeo Doubs	22	3-3-GB 40	TD				24	2-14-ARI 31	Downs			
10/26	at Pittsburgh	1	Jordan Love -> Tucker Kraft	33	1-10-GB 28	Miss FG		1	Aaron Rodgers -> Roman Wilson	45	3-3-PIT 27	FG			
		1	Jordan Love -> Romeo Doubs	24	2-7-GB 36	TD				24	2-6-PIT 27	FG			
		3	Jordan Love -> Tucker Kraft	59	3-5-GB 15	TD				211	1-10-GB 21	TD			
		3	Jordan Love -> Christian Watson	33	3-7-PIT 40	TD									
		4	Jordan Love -> Tucker Kraft	241	3-4-PIT 24	TD									
11/02	Carolina	4	Jordan Love -> Christian Watson	28	1-10-GB 44	FG		2	Rico Dowdle run	29	1-10-CAR 24	TD			
		2	Jordan Love -> Christian Watson	52	3-12-GB 18	FG									
		2	Jordan Love -> Romeo Doubs	30	2-20-GB 42	FG				22	3-5-GB 42	TD			
		3	Jordan Love -> Romeo Doubs	28	3-9-GB 30	Downs									
11/10	Philadelphia	4	Jordan Love -> Luke Musgrave	21	1-10-GB 29	TD		3	Jalen Hurts -> Dallas Goedert	22	1-10-PHI 41	FG			
		3	Jordan Love -> Christian Watson	20	1-10-GB 27	Downs				41	3-7-PHI 23	TD			
		3	Jordan Love -> Dontayvion Wicks	20	1-10-GB 31	Punt				361	1-10-GB 36	TD			
		4	Jordan Love -> Christian Watson	25	3-10-GB 10	FUM									
11/16	at N.Y. Giants	2	Jordan Love -> Christian Watson	24	1-10-GB 31	TD		1	Jameis Winston -> Wan'Dale Robinson	20	3-5-NYG 40	TD			
		2	Jordan Love -> Matthew Golden	22	2-6-NYG 33	TD				20	2-10-GB 28	TD			
		2	Jordan Love -> Romeo Doubs	22	2-6-NYG 33	TD				20	3-12-NYG 30	TD			
		4	Jordan Love -> Savion Williams	33	3-10-GB 47	TD				4	Jameis Winston -> Tyrone Tracy Jr.	20	3-5-NYG 20	TD	
11/23	---	---	---	---	---	---	---	---	---	---	---	---	---		
11/27	---	---	---	---	---	---	---	---	---	---	---	---	---		
12/07	---	---	---	---	---	---	---	---	---	---	---	---	---		
12/14	---	---	---	---	---	---	---	---	---	---	---	---	---		
12/20	---	---	---	---	---	---	---	---	---	---	---	---	---		
12/27	---	---	---	---	---	---	---	---	---	---	---	---	---		
01/04	---	---	---	---	---	---	---	---	---	---	---	---	---		
TOTALS				37	- 1,105 (29.9), 1 TDS (1 RUN, 0 TDS, 36 PASSES, 1 TD)					23	- 647 (28.1), 4 TDS (2 RUNS, 0 TDS, 21 PASSES, 4 TDS)				

BIG PLAYS: RUSH 10+, RECEPTIONS 20+, RETURNS 30+

DATE	OPPONENT	RUSHES				RECEPTIONS				RETURNS			
		GAIN	PLAYER	QTR	RESULT	GAIN	PLAYER	QTR	RESULT	GAIN	PLAYER	QTR	RESULT
09/07	Detroit	10	Josh Jacobs	3	Punt	20	Romeo Doubs	1	TD				
		15	Josh Jacobs	4	TD	26	Jayden Reed	1	FG				
						48	Romeo Doubs	2	TD				
09/11	Washington	14	Jordan Love	1	TD	57	Tucker Kraft	1	TD	30	Savion Williams (KR)	1	Downs
		16	Savion Williams	4	TD	37	Malik Heath	2	TD				
		10	Josh Jacobs	4	Punt	23	Luke Musgrave	3	FG				
09/21	at Cleveland	10	Jordan Love	2	Punt	31	Josh Jacobs	3	TD	35	Savion Williams (KR)	4	Blocked FG
						34	Matthew Golden	4	Punt				
09/28	at Dallas	19	Josh Jacobs	3	TD	46	Matthew Golden	1	TD	30	Bo Melton (KR)	1	TD
		25	Jordan Love	4'	TD	25	Emanuel Wilson	1'	TD	30	Bo Melton (KR)	3	TD
		18t	Josh Jacobs	4'	TD	28	Josh Jacobs	2'	TD				
		14	Josh Jacobs	4	TD	25	Josh Jacobs	4	FG				
		13	Emanuel Wilson	5	FG								
10/12	Cincinnati	12	Josh Jacobs	2	Punt	21	Romeo Doubs	1	INT	32	Savion Williams (KR)	3	TD
		11	Josh Jacobs	3'	TD	20	Matthew Golden	1	FG	36	Bo Melton (KR)	4	TD
		14t	Josh Jacobs	4'	TD	35	Matthew Golden	2'	TD	36	Savion Williams (KR)	4	FG
		16	Josh Jacobs	4	TD	29	Josh Jacobs	2'	TD				
						24	Tucker Kraft	2	Punt				
10/19	at Arizona	10	Josh Jacobs	2	FG	22	Romeo Doubs	2	FG				
		12	Jordan Love	3	TD	22	Tucker Kraft	3	TD				
10/26	at Pittsburgh	15	Emanuel Wilson	4	TD	24	Romeo Doubs	1	TD	30	Savion Williams (KR)	1	TD
		12	Emanuel Wilson	4	FG	33	Tucker Kraft	1	Miss FG				
						59	Tucker Kraft	3	TD				
						33	Christian Watson	3	TD				
						24t	Tucker Kraft	4	TD				
						28	Christian Watson	4	FG				
11/02	Carolina	18	Josh Jacobs	1	Fumble	52	Christian Watson	2	FG	33	Savion Williams (KR)	2	FG
		15	Josh Jacobs	3	Miss FG	30	Romeo Doubs	2	FG				
						28	Romeo Doubs	3	Downs				
						21	Luke Musgrave	4	TD				
11/10	Philadelphia	12	Jordan Love	1	Punt	20	Christian Watson	3	Downs	33	Savion Williams (KR)	1	Punt
		11	Josh Jacobs	2	Punt	20	Dontayvion Wicks	3	Punt				
		11	Josh Jacobs	3	Punt	25	Christian Watson	4	Fumble				
11/16	at N.Y. Giants	15	Josh Jacobs	1	Punt	24	Matthew Golden	2'	TD	33	Savion Williams (KR)	3	TD
		17	Bo Melton	1'	TD	22	Romeo Doubs	2'	TD				
		16	Malik Willis	1'	TD	33	Savion Williams	4	TD				
		11t	Emanuel Wilson	2	TD								
11/23	Minnesota	--	--	--	--	--	--	--	--	--	--	--	--
11/27	at Detroit	--	--	--	--	--	--	--	--	--	--	--	--
12/07	Chicago	--	--	--	--	--	--	--	--	--	--	--	--
12/14	at Denver	--	--	--	--	--	--	--	--	--	--	--	--
12/20	at Chicago	--	--	--	--	--	--	--	--	--	--	--	--
12/27	Baltimore	--	--	--	--	--	--	--	--	--	--	--	--
01/04	at Minnesota	--	--	--	--	--	--	--	--	--	--	--	--

-- result within the same drive

BIG-YARDAGE GAMES

2025 REGULAR SEASON BIG-YARDAGE GAMES

100-YARD PASS RECEIVERS

DATE	OPPONENT	PLAYER	REC.	YDS.	AVG.	LG	TD
9/11	vs. Washington	Tucker Kraft	6	124	20.7	57	1
10/26	at Pittsburgh	Tucker Kraft	7	143	20.4	59	2

300-YARD PASSERS

DATE	OPPONENT	PLAYER	ATT.	YDS.	COMP.	LG	TD
9/28	at Dallas	Jordan Love	43	337	31	46	3
10/26	at Pittsburgh	Jordan Love	37	360	29	59	3

2025 OPPONENTS BIG-YARDAGE GAMES

100-YARD PASS RECEIVERS

DATE	OPPONENT	PLAYER	REC.	YDS.	AVG.	LG	TD
9/28	at Dallas	George Pickens	8	134	16.8	28t	2

100-YARD RUSHERS

DATE	OPPONENT	PLAYER	ATT.	YDS.	AVG.	LG	TD
11/2	vs. Carolina	Rico Dowdle	25	130	5.2	29	2

300-YARD PASSERS

DATE	OPPONENT	PLAYER	ATT.	YDS.	COMP.	LG	TD
9/28	at Dallas	Dak Prescott	40	319	31	34	3



COMPLETIONS BY DISTANCE

2025 REGULAR SEASON

DATE	OPPONENT	QUARTERBACK	LOSS	0-9	10-19	20-29	30-39	40-49	50+
09/07	Detroit	Love	--	8	5 (2)	2	--	1	--
09/11	Washington	Love	--	7 (2)	9	1	1	--	1
09/21	at Cleveland	Love	1	12 (1)	3	--	2	--	--
09/28	at Dallas	Love	2	14 (2)	11 (1)	3	--	1	--
10/12	Cincinnati	Love	2	8	3 (1)	4	2	--	--
10/19	at Arizona	Love	1	10 (1)	5	3	--	--	--
10/26	at Pittsburgh	Love	1	16 (1)	6 (1)	3 (1)	2	--	1
11/02	Carolina	Love	1	16	5	2	1	--	1
11/10	Philadelphia	Love	--	14	3	3	--	--	--
11/16	at N.Y. Giants	Love	1	4 (1)	5 (1)	2	1	--	--
		Willis	--	2 (1)	--	--	--	--	--
11/23	Minnesota	--	--	--	--	--	--	--	--
11/27	at Detroit	--	--	--	--	--	--	--	--
12/07	Chicago	--	--	--	--	--	--	--	--
12/14	at Denver	--	--	--	--	--	--	--	--
12/20	at Chicago	--	--	--	--	--	--	--	--
12/27	Baltimore	--	--	--	--	--	--	--	--
01/04	at Minnesota	--	--	--	--	--	--	--	--
PLAYER TOTALS		Love	9	109 (8)	55 (6)	23 (1)	9	2	3
		Willis	--	2 (1)	--	--	--	--	--
TEAM TOTALS			9	111 (9)	55 (6)	23 (1)	9	2	3

WEEKLY INDIVIDUAL STATISTICAL LEADERS

2025 REGULAR SEASON GREEN BAY PACKERS WEEK-BY-WEEK LEADERS (THROUGH WEEK 11)																			
		SCORING		PASSING YARDS		CARRIES		RUSHING YARDS		RECEPTIONS		RECEIVING YARDS		TACKLES		SOLO TACKLES		SACKS	
DATE	OPPONENT	PLAYER	NO.	PLAYER	NO.	PLAYER	NO.	PLAYER	NO.	PLAYER	NO.	PLAYER	NO.	PLAYER	NO.	PLAYER	NO.	PLAYER	NO.
09/07	Lions	B. McManus	9	J. Love	188	J. Jacobs	19	J. Jacobs	66	J. Reed	3	R. Douns	68	E. Cooper	12	E. Cooper	8	R. Gary	1.5
09/11	Commanders	B. McManus	9	J. Love	292	J. Jacobs	23	J. Jacobs	84	T. Kraft	6	T. Kraft	124	E. Cooper	10	E. Cooper	7	R. Gary	1.0
09/21	at Browns	J. FitzPatrick	6	J. Love	183	J. Jacobs	16	J. Jacobs	30	J. Jacobs	5	M. Golden	52	Q. Walker	14	Q. Walker	6	R. Gary	2.0
09/28	at Cowboys	R. Douns	18	J. Love	337	J. Jacobs	22	J. Jacobs	86	R. Douns	6	J. Jacobs	71	Q. Walker	11	Q. Walker	6	M. Parsons	1.0
10/12	Bengals	J. Jacobs	12	J. Love	259	J. Jacobs	18	J. Jacobs	93	R. Douns	5	M. Golden	86	E. Cooper	11	Q. Walker	5	L. Van Ness	1.0
10/19	at Cardinals	J. Jacobs	12	J. Love	179	J. Jacobs	13	J. Jacobs	55	R. Douns	6	R. Douns	72	Q. Walker	9	Q. Walker	5	M. Parsons	3.0
10/26	at Steelers	T. Kraft	12	J. Love	360	J. Jacobs	13	E. Wilson	61	T. Kraft	7	T. Kraft	143	X. McKinney	7	X. McKinney	6	R. Gary	2.0
11/02	Panthers	B. McManus	7	J. Love	273	J. Jacobs	17	J. Jacobs	87	R. Douns	7	R. Douns	91	X. McKinney	9	K. Nixon	4	X. McKinney	1.0
11/10	Eagles	J. Jacobs	6	J. Love	176	J. Jacobs	21	J. Jacobs	74	J. Jacobs	5	C. Watson	45	X. McKinney	7	Q. Walker	5	--	
11/16	at Giants	C. Watson	12	J. Love	174	E. Wilson	11	J. Jacobs	40	R. Douns	4	R. Douns	53	I. McDuffie	11	K. Nixon	8	M. Parsons	1.5
11/23	Vikings	--	--	--	--	--	--	--	--	--	--	--	--	--	--	--	--	--	--
11/27	at Lions	--	--	--	--	--	--	--	--	--	--	--	--	--	--	--	--	--	--
12/07	Bears	--	--	--	--	--	--	--	--	--	--	--	--	--	--	--	--	--	--
12/14	at Broncos	--	--	--	--	--	--	--	--	--	--	--	--	--	--	--	--	--	--
12/20	at Bears	--	--	--	--	--	--	--	--	--	--	--	--	--	--	--	--	--	--
12/27	Ravens	--	--	--	--	--	--	--	--	--	--	--	--	--	--	--	--	--	--
01/04	at Vikings	--	--	--	--	--	--	--	--	--	--	--	--	--	--	--	--	--	--
MOST TIMES LED (INCLUDING TIES)		B. MCMANUS J. JACOBS	3	J. LOVE	10	J. JACOBS	9	J. JACOBS	9	R. DOUBS	5	R. DOUBS	4	E. COOPER Q. WALKER X. MCKINNEY	3	Q. WALKER	5	R. GARY	4

		OPPONENTS																	
		SCORING		PASSING YARDS		CARRIES		RUSHING YARDS		RECEPTIONS		RECEIVING YARDS		TACKLES		SOLO TACKLES		SACKS	
DATE	OPPONENT	PLAYER	NO.	PLAYER	NO.	PLAYER	NO.	PLAYER	NO.	PLAYER	NO.	PLAYER	NO.	PLAYER	NO.	PLAYER	NO.	PLAYER	NO.
09/07	Lions	J. Bates	7	J. Goff	225	D. Montgomery	11	D. Montgomery	25	J. Gibbs	10	S. LaPorta	79	J. Campbell	10	J. Campbell	5	--	
09/11	Commanders	Z. Ertz D. Samuel Sr.	6	J. Daniels	200	A. Ekeler	8	J. Crosby-Merritt J. Daniels A. Ekeler	17	D. Samuel Sr.	7	Z. Ertz	64	B. Wagner	11	M. Lattimore M. Sainristil	5	D. Armstrong	1.0
09/21	at Browns	A. Szmyt	7	J. Flacco	142	Q. Judkins	18	Q. Judkins	94	D. Njoku	5	D. Njoku	40	G. Delpit C. Schwesinger	9	G. Delpit C. Schwesinger	6	M. Collins	1.5
09/28	at Cowboys	G. Pickens	12	D. Prescott	319	J. Williams	20	J. Williams	85	G. Pickens	8	G. Pickens	134	J. Sanborn	11	J. Sanborn D. Wilson R. Steward	6	J. Houston	1.0
10/12	Bengals	J. Chase T. Hudson	6	J. Flacco	219	C. Brown	9	C. Brown	42	J. Chase	10	J. Chase	94	B. Carter	10	B. Carter	7	G. Stone	1.0
10/19	at Cardinals	T. McBride	12	J. Brissett	279	Z. Knight	14	Z. Knight	57	T. McBride	10	T. McBride	74	B. Baker A. Davis-Gaither M. Melton	8	B. Baker A. Davis-Gaither M. Melton	4	Z. Collins	1.0
10/26	at Steelers	C. Boswell	13	A. Rodgers	219	J. Warren	13	J. Warren	62	D. Metcalf	5	R. Wilson	74	P. Wilson	8	P. Wilson C. Heyward	4	--	
11/02	Panthers	R. Dowdle	12	B. Young	102	R. Dowdle	25	R. Dowdle	130	T. McMillan	4	T. McMillan	46	C. Rozeboom	15	C. Rozeboom	7	T. Wharton	1.0
11/10	Eagles	D. Smith	6	J. Hurts	183	S. Barkley	22	S. Barkley	60	D. Goedert D. Smith	4	D. Smith	69	Z. Baun	8	N. Dean	6	N. Dean J. Hunt N. Smith	1.0
11/16	at Giants	D. Singletary	12	J. Winston	201	T. Tracy Jr.	19	T. Tracy Jr.	88	I. Hodgins	5	I. Hodgins	57	B. Okereke D. Belton	7	B. Okereke	6	B. Burns	2.0
11/23	Vikings	--	--	--	--	--	--	--	--	--	--	--	--	--	--	--	--	--	
11/27	at Lions	--	--	--	--	--	--	--	--	--	--	--	--	--	--	--	--	--	
12/07	Bears	--	--	--	--	--	--	--	--	--	--	--	--	--	--	--	--	--	
12/14	at Broncos	--	--	--	--	--	--	--	--	--	--	--	--	--	--	--	--	--	
12/20	at Bears	--	--	--	--	--	--	--	--	--	--	--	--	--	--	--	--	--	
12/27	Ravens	--	--	--	--	--	--	--	--	--	--	--	--	--	--	--	--	--	
01/04	at Vikings	--	--	--	--	--	--	--	--	--	--	--	--	--	--	--	--	--	



TURNOVER CHART

2025 REGULAR SEASON - DEFENSIVE TAKEAWAYS

DATE	OPPONENT	TAKEAWAY	QTR.	SCORE	YD-LINE	RESULT
09/07	Detroit	E. Williams INT (J. Goff)		2	17-3	Punt
09/11	Washington	None				
09/21	at Cleveland	X. McKinney INT (J. Flacco)	2	3-0	GB-9	End of Half
09/28	at Dallas	None				
10/12	Cincinnati	None				
10/19	at Arizona	E. Williams FR (R. Gary FF)	3	6-13	ARZ-44	TD
10/26	at Pittsburgh	J. Bullard FR (E. Cooper FF)	4	32-19	PIT-26	FG
11/02	Carolina	X. McKinney INT (B. Young: touchback)	2	0-0	GB-(-8)	FG
11/10	Philadelphia	K. Nixon FR (E. Cooper FF)	1	0-0	GB-14	Punt
11/16	at N.Y. Giants	E. Williams INT (J. Winston: touchback) R. Gary FR (M. Parsons FF)	4 4	27-20 27-20	GB-(-5) NYG-41	Punt EOG
11/23	--	--	--	--	--	--
11/27	--	--	--	--	--	--
12/07	--	--	--	--	--	--
12/14	--	--	--	--	--	--
12/20	--	--	--	--	--	--
12/27	--	--	--	--	--	--
01/04	--	--	--	--	--	--

2025 REGULAR SEASON - OFFENSIVE GIVEAWAYS

DATE	OPPONENT	TAKEAWAY	QTR.	SCORE	YD-LINE	RESULT
09/07	Detroit	None				
09/11	Washington	None				
09/21	at Cleveland	J. Love INT (G. Delpit)	4	10-3	GB-29	TD
09/28	at Dallas	J. Love fumble (J. Houston FF; J. Houston FR)	2	13-7	GB-15	TD
10/12	Cincinnati	J. Love INT (G. Stone)	1	0-0	CIN-11	Punt
10/19	at Arizona	None				
10/26	at Pittsburgh	None				
11/02	Carolina	S. Williams fumble (C. Rozeboom FF; N. Scott FR) J. Love INT (T. Moehrig)	1 3	0-0 6-7	CAR-16 CAR-26	INT TD
11/10	Philadelphia	J. Love fumble (N. Dean FF; J. Phillips FR) J. Jacobs fumble (R. Blankenship FF; R. Blankenship FR)	2 4	0-0 7-10	PHI-35 GB-39	Downs Downs
11/16	at N.Y. Giants	None				
11/23	--	--	--	--	--	--
11/27	--	--	--	--	--	--
12/07	--	--	--	--	--	--
12/14	--	--	--	--	--	--
12/20	--	--	--	--	--	--
12/27	--	--	--	--	--	--
01/04	--	--	--	--	--	--

2025 REGULAR SEASON - TURNOVERS

Offense:	7 Giveaways 20 Points (3 TD, 0 FG)	Ratio +1 (8 takes, 7 gives)
Defense:	8 Takeaways 13 Points (1 TD, 2 FG)	
Special Teams:	0 Giveaways 0 Points (0 TD, 0 FG) 0 Takeaways 0 Points (0 TD, 0 FG)	Points Off Turnovers Ratio -7 (13 scored, 20 allowed)

TAKEAWAY/GIVEAWAY CHART

DATE	OPPONENT	GB +/- RATIO	GB TAKES	POINTS OFF TAKES	GB GIVES	POINTS OFF GIVES	POINTS OFF TO RATIO
09/07	Detroit	+1	1 (0 FUM, 1 INT)	0	0 (0 FUM, 0 INT)	0	0
09/11	Washington	0	0 (0 FUM, 0 INT)	0	0 (0 FUM, 0 INT)	0	0
09/21	at Cleveland	0	1 (0 FUM, 1 INT)	0	1 (0 FUM, 1 INT)	7	-7
09/28	at Dallas	-1	0 (0 FUM, 0 INT)	0	1 (1 FUM, 0 INT)	7	-7
10/12	Cincinnati	-1	0 (0 FUM, 0 INT)	0	1 (0 FUM, 1 INT)	0	0
10/19	at Arizona	+1	1 (1 FUM, 0 INT)	7	0 (0 FUM, 0 INT)	0	+7
10/26	at Pittsburgh	+1	1 (1 FUM, 0 INT)	3	0 (0 FUM, 0 INT)	0	+3
11/02	Carolina	-1	1 (0 FUM, 1 INT)	3	2 (1 FUM, 1 INT)	6	-3
11/10	Philadelphia	-1	1 (1 FUM, 0 INT)	0	2 (2 FUM, 0 INT)	0	0
11/16	at N.Y. Giants	+2	2 (1 FUM, 1 INT)	0	0 (0 FUM, 0 INT)	0	0
11/23		--	--	--	--	--	--
11/27		--	--	--	--	--	--
12/07		--	--	--	--	--	--
12/14		--	--	--	--	--	--
12/20		--	--	--	--	--	--
12/27		--	--	--	--	--	--
01/04		--	--	--	--	--	--
TOTALS		+1	8 (4 FUM, 4 INT)	13	7 (4 FUM, 3 INT)	20	-7

TEAM HIGHS AND LOWS

2025 REGULAR SEASON GREEN BAY PACKERS OFFENSIVE HIGHS AND LOWS
(THROUGH WEEK 11)

HIGH	DATE	OPPONENT	CATEGORY	OPPONENT	DATE	LOW
40	9/28	at Dallas	Points	vs. Philadelphia	11/10	7
21	10/26	at Pittsburgh	Points in a Quarter	vs. Detroit	9/7	0
				at Cleveland	9/21	
				vs. Cincinnati	10/12	
				at Arizona	10/19	
				at Pittsburgh	10/26	
				vs. Carolina	11/2	
				...2 more at 0.		
28	10/26	at Pittsburgh	Points in a Half	vs. Philadelphia	11/10	0
5	9/28	at Dallas	Total Touchdowns	at Cleveland	9/21	1
				vs. Carolina	11/2	
				vs. Philadelphia	11/10	
79	9/28	at Dallas	Total Plays	vs. Detroit	9/7	47
489	9/28	at Dallas	Total Net Yards	at Cleveland	9/21	230
32	9/28	at Dallas	Total First Downs	vs. Detroit	9/7	14
				at Cleveland	9/21	
12	10/12	vs. Cincinnati	First Downs Rushing	vs. Detroit	9/7	4
				at Cleveland	9/21	
16	9/28	at Dallas	First Downs Passing	vs. Detroit	9/7	8
				at Cleveland	9/21	
5	9/28	at Dallas	First-Down Penalties	vs. Carolina	11/2	0
71.4%	9/28	at Dallas	Third-Down Efficiency	at Arizona	10/19	30.0%
7.2	10/26	at Pittsburgh	Average Yards Per Play	at Cleveland	9/21	3.8
164	9/28	at Dallas	Total Net Yards Rushing	vs. Detroit	9/7	78
35	9/28	at Dallas	Rushing Attempts	at Arizona	10/19	23
				at N.Y. Giants	11/16	
5.6	11/16	at N.Y. Giants	Rushing Average Yards	at Cleveland	9/21	2.6
2	9/28	at Dallas	Rushing Touchdowns	at Cleveland	9/21	0
360	10/26	at Pittsburgh	Total Net Yards Passing	at Cleveland	9/21	149
43	9/28	at Dallas	Passing Attempts	vs. Detroit	9/7	22
31	9/28	at Dallas	Passing Completions	at N.Y. Giants	11/16	15
3	9/28	at Dallas	Passing Touchdowns	vs. Carolina	11/2	0
				vs. Philadelphia	11/10	
9.7	10/26	at Pittsburgh	Passing Yards Average	vs. Philadelphia	11/10	4
1	9/21	at Cleveland	Passes Thrown for Interception	vs. Detroit	9/7	0
				vs. Washington	9/11	
				at Dallas	9/28	
				at Arizona	10/19	
				at Pittsburgh	10/26	
				vs. Philadelphia	11/10	
				...1 more at 0.		
5	9/21	at Cleveland	Times Sacked	vs. Detroit	9/7	0
				at Pittsburgh	10/26	
5	9/21	at Cleveland	QB Sacks	vs. Detroit	9/7	0
				at Pittsburgh	10/26	
34	9/21	at Cleveland	Sack Yards Lost	vs. Detroit	9/7	0
				at Pittsburgh	10/26	
5	9/21	at Cleveland	Total Punts	vs. Carolina	11/2	0
265	9/21	at Cleveland	Total Punt Yards	vs. Carolina	11/2	0
58	10/19	at Arizona	Punt Gross Average Yards	at Dallas	9/28	41.5
48.3	9/7	vs. Detroit	Punt Net Average Yards	vs. Carolina	11/2	0
4	10/26	at Pittsburgh	Punt Returns	at Arizona	10/19	0
32	9/7	vs. Detroit	Punt Return Yards	at Arizona	10/19	0
				at N.Y. Giants	11/16	
11.0	11/10	vs. Philadelphia	Punt Return Yards Average	at Arizona	10/19	0.0
				at N.Y. Giants	11/16	
5	10/19	at Arizona	Kickoff Returns	vs. Detroit	9/7	2
				vs. Washington	9/11	
132	10/12	vs. Cincinnati	Kickoff Return Yards	vs. Detroit	9/7	39
14	9/21	at Cleveland	Total Penalties	vs. Detroit	9/7	4
				vs. Philadelphia	11/10	
94	10/19	at Arizona	Penalty Yards	vs. Philadelphia	11/10	20
3	11/10	vs. Philadelphia	Total Fumbles	vs. Detroit	9/7	0
				vs. Washington	9/11	
				vs. Cincinnati	10/12	
2	11/10	vs. Philadelphia	Fumbles Lost	vs. Detroit	9/7	0
				vs. Washington	9/11	
				at Cleveland	9/21	
				vs. Cincinnati	10/12	
				at Arizona	10/19	
				at Pittsburgh	10/26	
				...1 more at 0.		
35:33	9/28	at Dallas	Time of Possession	at N.Y. Giants	11/16	24:04
2	11/2	vs. Carolina	Turnovers	vs. Detroit	9/7	0
				vs. Washington	9/11	
				at Arizona	10/19	
				at Pittsburgh	10/26	
				at N.Y. Giants	11/16	
93,353	9/28	at Dallas	Attendance	at Arizona	10/19	64,810

TEAM HIGHS AND LOWS

2025 REGULAR SEASON GREEN BAY PACKERS DEFENSIVE HIGHS AND LOWS (THROUGH WEEK 11)						
HIGH	DATE	OPPONENT	CATEGORY	OPPONENT	DATE	LOW
40	9/28	at Dallas	Points	vs. Philadelphia	11/10	10
16	9/28	at Dallas	Points in a Quarter	vs. Detroit	9/7	0
				vs. Washington	9/11	
				at Cleveland	9/21	
				at Dallas	9/28	
				vs. Cincinnati	10/12	
				vs. Carolina	11/2	
				...2 more at 0.		
21	9/28	at Dallas	Points in a Half	at Cleveland	9/21	0
				vs. Cincinnati	10/12	
				vs. Philadelphia	11/10	
5	9/28	at Dallas	Total Touchdowns	vs. Detroit	9/7	1
				at Cleveland	9/21	
				vs. Philadelphia	11/10	
70	10/19	at Arizona	Total Plays	vs. Carolina	11/2	54
436	9/28	at Dallas	Total Net Yards	at Cleveland	9/21	221
26	9/28	at Dallas	Total First Downs	vs. Philadelphia	11/10	13
11	11/2	vs. Carolina	First Downs Rushing	vs. Detroit	9/7	2
17	9/28	at Dallas	First Downs Passing	vs. Carolina	11/2	6
5	10/19	at Arizona	First-Down Penalties	vs. Detroit	9/7	1
				at Dallas	9/28	
50.0%	10/19	at Arizona	Third-Down Efficiency	vs. Philadelphia	11/10	
6.5	9/28	at Dallas	Average Yards Per Play	at Pittsburgh	10/26	10.0%
163	11/2	vs. Carolina	Total Net Yards Rushing	vs. Washington	9/11	3.5
38	11/16	at N.Y. Giants	Rushing Attempts	vs. Detroit	9/7	46
5.2	10/26	at Pittsburgh	Rushing Average Yards	vs. Cincinnati	10/12	16
3	11/16	at N.Y. Giants	Rushing Touchdowns	vs. Detroit	9/7	2.1
				vs. Washington	9/11	0
				vs. Cincinnati	10/12	
				at Arizona	10/19	
				at Pittsburgh	10/26	
				vs. Philadelphia	11/10	
319	9/28	at Dallas	Total Net Yards Passing	vs. Carolina	11/2	102
45	10/12	vs. Cincinnati	Passing Attempts	vs. Carolina	11/2	20
31	9/7	vs. Detroit	Passing Completions	vs. Carolina	11/2	11
3	9/28	at Dallas	Passing Touchdowns	at Cleveland	9/21	0
				vs. Carolina	11/2	
				at N.Y. Giants	11/16	
7.8	9/28	at Dallas	Passing Yards Average	at Cleveland	9/21	3.3
1	9/7	vs. Detroit	Passes Thrown for Interception	vs. Washington	9/11	0
				at Dallas	9/28	
				vs. Cincinnati	10/12	
				at Arizona	10/19	
				at Pittsburgh	10/26	
				vs. Philadelphia	11/10	
6	10/19	at Arizona	Times Sacked	vs. Philadelphia	11/10	0
6	10/19	at Arizona	QB Sacks	vs. Philadelphia	11/10	0
43	10/19	at Arizona	Sack Yards Lost	at Dallas	9/28	0
				vs. Carolina	11/2	
				vs. Philadelphia	11/10	
6	9/21	at Cleveland	Total Punts	at Arizona	10/19	1
291	9/21	at Cleveland	Total Punt Yards	at Arizona	10/19	42
52.8	10/12	vs. Cincinnati	Punt Gross Average Yards	at Arizona	10/19	42
46.5	9/11	vs. Washington	Punt Net Average Yards	at Arizona	10/19	22
3	9/11	vs. Washington	Punt Returns	at Dallas	9/28	0
50	9/11	vs. Washington	Punt Return Yards	vs. Carolina	11/2	0
				at Dallas	9/28	
				vs. Carolina	11/2	
16.7	9/11	vs. Washington	Punt Return Yards Average	at Dallas	9/28	0.0
				vs. Carolina	11/2	
6	9/28	at Dallas	Kickoff Returns	at Cleveland	9/21	2
				vs. Philadelphia	11/10	
175	9/28	at Dallas	Kickoff Return Yards	vs. Philadelphia	11/10	51
11	9/28	at Dallas	Total Penalties	vs. Cincinnati	10/12	3
95	9/28	at Dallas	Penalty Yards	vs. Cincinnati	10/12	17
1	10/19	at Arizona	Total Fumbles	vs. Detroit	9/7	0
				vs. Washington	9/11	
				at Cleveland	9/21	
				at Dallas	9/28	
				vs. Cincinnati	10/12	
				vs. Carolina	11/2	
1	10/19	at Arizona	Fumbles Lost	vs. Detroit	9/7	0
				vs. Washington	9/11	
				at Cleveland	9/21	
				at Dallas	9/28	
				vs. Cincinnati	10/12	
				vs. Carolina	11/2	
35:56	11/16	at N.Y. Giants	Time of Possession	at Cleveland	9/21	25:46
2	11/16	at N.Y. Giants	Turnovers	vs. Washington	9/11	0
				at Dallas	9/28	
				vs. Cincinnati	10/12	
93,353	9/28	at Dallas	Attendance	at Arizona	10/19	64,810

INDIVIDUAL SINGLE-GAME HIGHS

2025 REGULAR SEASON PACKERS INDIVIDUAL SINGLE-GAME HIGHS

Touchdowns	3	Romeo Doubs	at Cowboys	09/28	2	Devin Singletary	at Giants	11/16
						Rico Dowdle	vs. Panthers	11/02
						Trey McBride	at Cardinals	10/19
						George Pickens	at Cowboys	09/28
Passes Attempted	43	Jordan Love	at Cowboys	09/28	45	Joe Flacco	vs. Bengals	10/12
Passes Completed	31	Jordan Love	at Cowboys	09/28	31	Dak Prescott	at Cowboys	09/28
						Jared Goff	vs. Lions	09/07
Completion Percentage	78.4	Jordan Love	at Steelers	10/26	79.5	Jared Goff	vs. Lions	09/07
Passing Yards	360	Jordan Love	at Steelers	10/26	319	Dak Prescott	at Cowboys	09/28
Yards Per Attempt	10.0	Jordan Love	vs. Bengals	10/12	8.0	Dak Prescott	at Cowboys	09/28
Touchdown Passes	3	Jordan Love	at Steelers	10/26	3	Dak Prescott	at Cowboys	09/28
		Jordan Love	at Cowboys	09/28				
Passer Rating	134.2	Jordan Love	at Steelers	10/26	124.9	Dak Prescott	at Cowboys	09/28
Pass Receptions	7	Romeo Doubs	vs. Panthers	11/02	10	Trey McBride	at Cardinals	10/19
		Tucker Kraft	at Steelers	10/26		Ja'Marr Chase	vs. Bengals	10/12
						Jahmyr Gibbs	vs. Lions	09/07
Receiving Yards	143	Tucker Kraft	at Steelers	10/26	134	George Pickens	at Cowboys	09/28
Touchdown Receptions	3	Romeo Doubs	at Cowboys	09/28	2	Trey McBride	at Cardinals	10/19
						George Pickens	at Cowboys	09/28
Rushing Yards	93	Josh Jacobs	vs. Bengals	10/12	130	Rico Dowdle	vs. Panthers	11/02
Rushing Attempts	23	Josh Jacobs	vs. Commanders	09/11	25	Rico Dowdle	vs. Panthers	11/02
Rushing Average	5.7	Josh Jacobs	at Giants	11/16	5.2	Quinshon Judkins	at Browns	09/21
Rushing Touchdowns	2	Josh Jacobs	at Cardinals	10/19	2	Devin Singletary	at Giants	11/16
		Josh Jacobs	vs. Bengals	10/12		Rico Dowdle	vs. Panthers	11/02
		Josh Jacobs	at Cowboys	09/28				
Yards From Scrimmage	157	Josh Jacobs	at Cowboys	09/28	141	Rico Dowdle	vs. Panthers	11/02
Combined Net Yards	157	Josh Jacobs	at Cowboys	09/28	209	KaVontae Turpin	at Cowboys	09/28
Interceptions Made	1	Evan Williams	at Giants	11/16	1	Tre von Moehrig	vs. Panthers	11/02
		Xavier McKinney	vs. Panthers	11/02		Geno Stone	vs. Bengals	10/12
		Xavier McKinney	at Browns	09/21		Grant Delpit	at Browns	09/21
		Evan Williams	vs. Lions	09/07				
Interceptions Thrown	1	Jordan Love	vs. Panthers	11/02	1	Jameis Winston	at Giants	11/16
		Jordan Love	vs. Bengals	10/12		Bryce Young	vs. Panthers	11/02
		Jordan Love	at Browns	09/21		Joe Flacco	at Browns	09/21
						Jared Goff	vs. Lions	09/07
INT Return Yards					36	Tre von Moehrig	vs. Panthers	11/02
Tackles	14	Quay Walker	at Browns	09/21	15	Christian Rozeboom	vs. Panthers	11/02
Sacks	3.0	Mical Parsons	at Cardinals	10/19	2.0	Brian Burns	at Giants	11/16
Punts	5	Daniel Whelan	vs. Eagles	11/10	6	Corey Bojorquez	at Browns	09/21
		Daniel Whelan	at Browns	09/21				
Punts Inside the 20	2	Daniel Whelan	at Giants	11/16	3	Ryan Rehkow	vs. Bengals	10/12
		Daniel Whelan	at Cowboys	09/28		Tress Way	vs. Commanders	09/11
		Daniel Whelan	vs. Lions	09/07				
Punting Average	58.0	Daniel Whelan	at Cardinals	10/19	52.8	Ryan Rehkow	vs. Bengals	10/12
Punt Returns	3	Romeo Doubs	at Steelers	10/26	3	Jaylin Lane	vs. Commanders	09/11
Punt Return Yards	22	Romeo Doubs	vs. Eagles	11/10	50	Jaylin Lane	vs. Commanders	09/11
Kickoff Returns	4	Savion Williams	at Steelers	10/26	6	KaVontae Turpin	at Cowboys	09/28
Kickoff Return Yards	97	Savion Williams	at Steelers	10/26	175	KaVontae Turpin	at Cowboys	09/28
Field Goals Attempted	4	Brandon McManus	at Steelers	10/26	4	Chris Boswell	at Steelers	10/26
Field Goals Made	2	Brandon McManus	vs. Panthers	11/02	4	Chris Boswell	at Steelers	10/26
		Brandon McManus	at Steelers	10/26				
		Lucas Havrisik	at Cardinals	10/19				
		Lucas Havrisik	vs. Bengals	10/12				
		Brandon McManus	at Cowboys	09/28				
		Brandon McManus	vs. Commanders	09/11				
		Brandon McManus	vs. Lions	09/07				

2025 REGULAR SEASON GREEN BAY PACKERS LONGEST PLAYS

Run From Scrimmage	25	Jordan Love	at Cowboys	09/28	38	Quinshon Judkins	at Browns	09/21
Touchdown Run	18	Josh Jacobs	at Cowboys	09/28	5	Devin Singletary	at Giants	11/16
						Rico Dowdle	vs. Panthers	11/02
Passing Long	59	Jordan Love	at Steelers	10/26	45	Aaron Rodgers	at Steelers	10/26
Touchdown Pass Long	24	Jordan Love	at Steelers	10/26	36	Jalen Hurts	vs. Eagles	11/10
Pass Reception	59	Tucker Kraft	at Steelers	10/26	45	Roman Wilson	at Steelers	10/26
Touchdown Reception	24	Tucker Kraft	at Steelers	10/26	36	DeVonta Smith	vs. Eagles	11/10
Interception Return					36	Tre von Moehrig	vs. Panthers	11/02
Longest Own Fumble Return					6	Chuba Hubbard	vs. Panthers	11/02
Longest Opponent's Fumble Return	22	Keisane Nixon	vs. Eagles	11/10				
Punt Return	20	Jayden Reed	vs. Lions	09/07	24	Jaylin Lane	vs. Commanders	09/11
Kickoff Return	36	Bo Melton	vs. Bengals	10/12	50	Deebo Samuel Sr.	vs. Commanders	09/11
		Savion Williams	vs. Bengals	10/12				
Punt					66	Braden Mann	vs. Eagles	11/10
Field Goal	61	Lucas Havrisik	at Cardinals	10/19	56 (2)	Chris Boswell	at Steelers	10/26
Field Goal Attempt	64	Brandon McManus	vs. Eagles	11/10	67	Evan McPherson	vs. Bengals	10/12

TEAM RECORD WHEN...

PACKERS REGULAR SEASON RECORD WHEN...

CATEGORY	2025		CATEGORY	2025	
	SEASON	FROM 1992		SEASON	FROM 1992
	W-L-T	W-L-T		W-L-T	W-L-T
PACKERS AT HOME	3-2	202-67-2	ON SUNDAY NIGHT	1-0-1	38-18-1
PACKERS ON THE ROAD	3-1-1	138-132-1	ON THURSDAY NIGHT	1-0	16-13
PACKERS ON GRASS	5-3	278-120-2	ON MONDAY NIGHT	0-1	31-25
PACKERS ON ARTIFICIAL TURF	1-0-1	62-79-1	ON SATURDAY	0-0	6-1
PACKERS IN DOMES	1-0	46-47			
PACKERS OUTDOORS	5-3	281-145-2	KICKOFF AT 12:00 CST	1-2	172-97-2
			KICKOFF AT 3:00/3:05/3:15/3:35 CST	3-0	76-43
PACKERS SCORE FIRST	3-2-1	219-79-3			
OPPONENT SCORES FIRST	3-1	119-120	VS. NFC	4-2-1	255-145-3
			VS. OWN DIVISION OVERALL	1-0	142-75-2
PACKERS LEAD AFTER 1ST QUARTER	3-0-1	190-54-2	VS. OWN DIVISION AT HOME	1-0	81-27-2
PACKERS TRAIL AFTER 1ST QUARTER	2-0	72-93	VS. OWN DIVISION ON THE ROAD	0-0	61-48
PACKERS LEAD AT HALFTIME	3-1	258-49-2	VS. AFC	2-1	85-54
PACKERS TRAIL AT HALFTIME	2-1-1	64-129-2			
SCORE TIED AT HALFTIME	1-1	18-20	OPPONENTS HAVE 100-YARD RUSHER	0-1	59-63-1
PACKERS LEAD AFTER 3RD QUARTER	4-1	285-34-2	WITH A 300-YARD PASSER	1-0-1	88-42-1
PACKERS TRAIL AFTER 3RD QUARTER	2-2-1	37-157-2	VERSUS A 100-YARD RECEIVER	0-0-1	99-71-3
GAME GOES TO OVERTIME	0-0-1	13-9-3	VERSUS A 300-YARD PASSER	0-0-1	53-36-3
			WITH A 100-YARD RECEIVER	2-0	70-47
PACKERS HAVE 100-YARD RUSHER	0-0	93-21-1			
PACKERS HAVE 300 NET PASSING YARDS	1-0-1	87-42-1			
PACKERS HAVE 100-YARD RECEIVER	2-0	152-64			

THE LAST TIME

BY PACKERS

BY OPPONENT

PASSING

* Never Has Happened *	500+ YARDS PASSING	503 yards, Philip Rivers vs. San Diego, 10/18/15
43 att., Jordan Love @ Dallas, 09/28/25	40+ PASS ATTEMPTS	45 att., Joe Flacco vs. Cincinnati, 10/12/25
54 att., Jordan Love vs. Minnesota, 09/29/24	50+ PASS ATTEMPTS	53 att., Mitchell Trubisky vs. Chicago, 12/15/19
429 yards, Aaron Rodgers vs. Oakland, 10/20/19	400+ YARDS PASSING	463 yards, Dak Prescott @ Dallas, 10/06/19
360 yards, Jordan Love @ Pittsburgh, 10/26/25	300+ YARDS PASSING	319 yards, Dak Prescott @ Dallas, 09/28/25
* Never Has Happened *	SEVEN TOUCHDOWN PASSES	* Never Has Happened *
6 tds, Aaron Rodgers (1, 4, 73, 40, 56, 18) vs. Chicago, 11/09/14	SIX TOUCHDOWN PASSES	6 tds, Tommy Kramer (23, 13, 36, 2, 17, 7) @ Minnesota, 09/28/86
5 tds, Aaron Rodgers vs. Oakland, 10/20/19	FIVE TOUCHDOWN PASSES	5 tds, Jameis Winston @ New Orleans, 09/12/21
4 tds, Jordan Love: (5, 10, 44, 20) vs. Arizona, 10/13/24	FOUR TOUCHDOWN PASSES	4 tds, Baker Mayfield: (19, 26, 2, 52) vs. Tampa Bay, 12/17/23
3 tds, Jordan Love: (16, 8, 24) @ Pittsburgh, 10/26/25	THREE TOUCHDOWN PASSES	3 tds, Dak Prescott: (15, 8, 28) @ Dallas, 09/28/25
* Never Has Happened *	SEVEN INTERCEPTIONS THROWN	* Never Has Happened *
6, Tom O'Malley vs. Detroit, 09/17/50	SIX INTERCEPTIONS THROWN	6, Don Horn vs. Denver, 09/26/71
5 ints, Brett Favre @ Cincinnati, 10/30/05	FIVE INTERCEPTIONS THROWN	5 ints, Russell Wilson vs. Seattle, 12/11/16
4 ints, Brett Favre vs. Chicago, 12/25/05	FOUR INTERCEPTIONS THROWN	4 ints, Baker Mayfield vs. Cleveland, 12/25/21
3 ints, Jordan Love vs. Minnesota, 09/29/24	THREE INTERCEPTIONS THROWN	3 ints, Anthony Richardson Sr. vs. Indianapolis, 09/15/24
2 ints, Jordan Love vs. Houston, 10/20/24	TWO INTERCEPTIONS THROWN	2 ints, Will Levis @ Tennessee, 09/22/24

RUSHING

* Never Has Happened *	300+ YARDS RUSHING	* Never Has Happened *
218 yards, Ahman Green vs. Denver, 12/28/03	200+ YARDS RUSHING	210 yards, Adrian Peterson vs. Minnesota, 12/02/12
151 yards, Josh Jacobs vs. Indianapolis, 09/15/24	150-199 YARDS RUSHING	157 yards, Jalen Hurts @ Philadelphia, 11/27/22
106 yards, Josh Jacobs vs. San Francisco, 11/24/24	100+ YARDS RUSHING	130 yards, Rico Dowdle vs. Carolina, 11/02/25
106 yards, Josh Jacobs vs. San Francisco, 11/24/24	100-149 YARDS RUSHING	130 yards, Rico Dowdle vs. Carolina, 11/02/25
106 yards/106 yards, DeShawn Wynn/Ryan Grant vs. Detroit, 12/28/08	TWO 100-YARD RUSHERS	157 yards/143 yards, Jalen Hurts/Miles Sanders @ Philadelphia, 11/27/22
87 yards, Josh Jacobs vs. Carolina, 11/02/25	75+ YARDS RUSHING	88 yards, Tyrone Tracy Jr. @ N.Y. Giants, 11/16/25
74 yards, Josh Jacobs vs. Philadelphia, 11/10/25	50-74 YARDS RUSHING	60 yards, Saquon Barkley vs. Philadelphia, 11/10/25
* Never Has Happened *	FIVE TOUCHDOWNS RUSHING	* Never Has Happened *
4 tds, Aaron Jones: (18, 3, 5, 1) @ Dallas, 10/06/19	FOUR TOUCHDOWNS RUSHING	4 tds, DeAngelo Williams: (1, 1, 1, 1) vs. Carolina, 11/30/08
3 tds, Josh Jacobs: (1, 6, 4) @ Detroit, 12/05/24	THREE TOUCHDOWNS RUSHING	3 tds, David Montgomery: (3, 2, 1) vs. Detroit, 09/28/23
2 tds, Josh Jacobs: (7, 1) @ Arizona, 10/19/25	TWO TOUCHDOWNS RUSHING	2 tds, Devin Singletary: (5, 2) @ N.Y. Giants, 11/16/25
Brandon Jackson: (6, 4)/Ryan Grant: (3, 56) vs. Seattle, 12/27/09	TWO PLAYERS WITH TWO TDS RUSHING	Tony Dorsett (9, 33)/Robert Newhouse (14, 3) vs. Dallas, 11/12/78
1 td, Edgar Bennett (3, 1, 13)/Reggie Cobb (9)/ Brett Favre (36) @ Chicago, 10/31/94	THREE PLAYERS WITH ONE TD RUSHING	1 td, Alfred Anderson (8)/Ted Brown (12)/Darrin Nelson (12) vs. Minnesota, 12/07/86
32 att., Josh Jacobs vs. Indianapolis, 09/15/24	30+ RUSHING ATTEMPTS	32 att., David Montgomery vs. Detroit, 09/28/23
* Never Has Happened *	40+ RUSHING ATTEMPTS	40 att., Shaun Alexander @ Seattle, 11/27/06
* Never Has Happened *	400+ YARDS RUSHING (TEAM)	* Never Has Happened *
303 yards, Green Bay 37, Baltimore Colts 14 @ Green Bay, 10/18/53	300+ YARDS RUSHING (TEAM)	363 yards, Philadelphia 40, Green Bay 33 @ Philadelphia, 11/27/22
261 yards, Green Bay 16, Indianapolis 10 vs. Indianapolis, 09/15/24	200+ YARDS RUSHING (TEAM)	363 yards, Philadelphia 40, Green Bay 33 @ Philadelphia, 11/27/22

RECEIVING

123 yards/115 yards, Marquez Valdes-Scantling/Davante Adams @ Minnesota, 11/21/21	TWO 100-YARD RECEIVERS	143 yards/103 yards, Jaylen Waddle/Tyreek Hill @ Miami, 12/25/22
143 yards, Tucker Kraft @ Pittsburgh, 10/26/25	100+ YARDS RECEIVING	134 yards, George Pickens @ Dallas, 09/28/25
206 yards, Davante Adams @ Cincinnati, 10/10/21	200+ YARDS RECEIVING	226 yards, Amari Cooper @ Dallas, 10/06/19
* Never Has Happened *	300+ YARDS RECEIVING	* Never Has Happened *
* Never Has Happened *	FIVE TOUCHDOWN RECEPTIONS	* Never Has Happened *
4 tds, Sterling Sharpe (1, 36, 30, 5) @ Dallas, 11/24/94	FOUR TOUCHDOWN RECEPTIONS	* Never Has Happened *
3 tds, Romeo Doubs: (2, 1, 15) @ Dallas, 09/28/25	THREE TOUCHDOWN RECEPTIONS	3 tds, Vincent Jackson: (23, 5, 29) @ San Diego, 11/06/11

THE LAST TIME

2 tds, Christian Watson: (1, 17) @ N.Y. Giants, 11/16/25	TWO TOUCHDOWN RECEPTIONS	2 tds, Trey McBride: (15, 12) @ Arizona, 10/19/25
Randall Cobb: (22, 3)/Jordy Nelson: (3, 11) @ Chicago, 09/28/14	TWO PLAYERS WITH TWO TD RECEPTIONS	Hassan Jones (36, 17)/Steven Jordan (23, 2) @ Minnesota, 09/28/86
150 yards, Christian Watson @ Chicago, 11/17/24	150+ YARDS RECEIVING	155 yards, Chris Godwin Jr. vs. Tampa Bay, 12/17/23
10 , Robert Tonyan vs. N.Y. Jets, 10/16/22	10 OR MORE RECEPTIONS	10 , Trey McBride @ Arizona, 10/19/25

COMBINED YARDS

111 yards/316 yards, Aaron Jones/Jordan Love vs. Chicago, 01/07/24	100-YARD RUSHER AND 300-YARD PASSER	108 yards/307 yards, Christian McCaffrey/Kyle Allen vs. Carolina, 11/10/19
143 yards/360 yards, Tucker Kraft/Jordan Love @ Pittsburgh, 10/26/25	100-YARD RECEIVER AND 300-YARD PASSER	134 yards/319 yards, George Pickens/Dak Prescott @ Dallas, 09/28/25
111 yards/112 yards, Aaron Jones/Jayden Reed vs. Chicago, 01/07/24	100-YARD RUSHER AND 100-YARD RECEIVER	109 yards/119 yards, Saquon Barkley/A.J. Brown @ Philadelphia, 09/06/24
111 yards/316 yards/112 yards, Aaron Jones/Jordan Love Jayden Reed vs. Chicago, 01/07/24	100-YARD RUSHER, 300-YARD PASSER, 100-YARD RECEIVER	108 yards/307 yards/120 yards, Christian McCaffrey/Kyle Allen DJ Moore vs. Carolina, 11/10/19
132 yards/178/128 yards, James Starks/James Jones/Randall Cobb vs. Washington, 09/15/13	100-YARD RUSHER/TWO 100-YARD RECEIVERS	137 yards/116/102 yards, Rob Kelley/Pierre Garcon/Jamison Crowder @ Washington, 11/20/16
123/115 yards/385 yards, Marquez Valdes-Scantling/Davante Adams/Aaron Rodgers @ Minnesota, 11/21/21	TWO 100-YARD RECEIVERS/300-YARD PASSER	143/103 yards/310 yards, Jaylen Waddle/Tyreek Hill/Tua Tagovailoa @ Miami, 12/25/22

DEFENSE

35 yards, Jaire Alexander: (:58) (Shotgun) 8-W Lewis pass short right intended for 10-D Hopkins INTERCEPTED by 23-J Alexander at TEN 35, 23-J Alexander for 35 yards, TOUCHDOWN. @ Tennessee, 09/22/24	INTERCEPTED PASS RETURNED FOR A TOUCHDOWN	27 yards, Kerby Joseph: (:42) (No Huddle, Shotgun) 10-J Love pass short right intended for 8-J Jacobs INTERCEPTED by 31-K Joseph [34-A Anzalone] at GB 27, 31-K Joseph for 27 yards, TOUCHDOWN vs. Detroit, 11/03/24
27 yards, Jonathan Owens: (2:23) (Shotgun) 16-J Goff sacked at DET 19 for -4 yards (52-R Gary), FUMBLES (52-R Gary) @ DET 19, RECOVERED by GB-34-J Owens at DET 27, 34-J Owens for 27 yards, TOUCHDOWN. The Replay Official reviewed the fumble ruling, and the play was Upheld. The ruling on the field stands. @ Detroit, 11/23/23	FUMBLE RETURNED FOR A TOUCHDOWN	15 yards, Desmond Trufant: (14:17) (Shotgun) 12-A Rodgers sacked at GB 21 for -9 yards (44-V Beasley), FUMBLES (44-V Beasley) [44-V Beasley], RECOVERED by ATL-21-D Trufant at GB 15, 21-D Trufant for 15 yards, TOUCHDOWN. The Replay Official reviewed the backward pass ruling, and the play was Upheld. The ruling on the field stands. @ Atlanta, 09/17/17
Josiah Deguara: (:15) (Punt formation) 6-J Gillan left end ran ob in End Zone for -3 yards, SAFETY (81-J Deguara). Penalty on NYG-27-J Pinnock, Offensive Holding, declined. VS. N.Y. Giants, 10/09/22	SAFETY SCORED	Mark Barron: (2:54) 33-A Jones up the middle tackled in End Zone for -1 yards, SAFETY (26-M Barron). @ L.A. Rams, 10/28/18
Green Bay 34, New Orleans 0 vs. New Orleans, 12/23/24	SHUTOUT	Detroit 31, Green Bay 0 vs. Detroit, 12/30/18
* Never Has Happened *	SIX-SACK GAME	* Never Has Happened *
5.0 sk, Vonnie Holliday vs. Buffalo, 12/22/02	FIVE-SACK GAME	5.0 sk, Antwan Odom vs. Cincinnati, 09/20/09
4.0 sk, Kabeer Gbaja-Biamila @ Chicago, 01/02/05	FOUR-SACK GAME	4.0 sk, Chris Clemons @ Seattle, 09/24/12
3.0 sk, Micah Parsons @ Arizona, 10/19/25	THREE-SACK GAME	3.0 sk, Ezekiel Ansah @ Detroit, 12/31/17
2.0 sk, Rashan Gary @ Pittsburgh, 10/26/25	TWO-SACK GAME	2.0 sk, Brian Burns @ N.Y. Giants, 11/16/25
* Never Has Happened *	TWO INTERCEPTIONS BY TEAMMATES	Odell Thurman: (0, 10)/Deltha O'Neal: (0, 21) @ Cincinnati, 10/30/05
2 fr, Morgan Burnett @ Detroit, 11/28/13	TWO OPPONENT FUMBLE RECOVERIES	2 fr, Eric Kendricks @ Minnesota, 12/23/19
75t yards, Darnell Savage vs. Minnesota, 01/01/23	70+ YARD INTERCEPTION RETURN	75t yards, William Jackson III vs. Cincinnati, 09/24/17
2 ints, Rudy Ford vs. Dallas, 11/13/22	TWO INTERCEPTIONS	2 ints, Robert Spillane @ Las Vegas, 10/09/23
3 ints, Tom Flynn vs. Detroit, 10/28/84	THREE INTERCEPTIONS	3 ints, Vencie Glenn @ Minnesota, 12/27/92
4 ints, Willie Buchanon @ San Diego, 09/24/78	FOUR INTERCEPTIONS	* Never Has Happened *
24 yards, Detroit 40, Green Bay 10 @ Detroit, 11/28/13	LESS THAN 25 RUSHING YARDS	16 yards, Green Bay 20, Tampa Bay 3 @ Tampa Bay, 12/21/14
27 yards, Detroit 34, Green Bay 20 vs. Detroit, 09/28/23	LESS THAN 50 RUSHING YARDS	46 yards, Green Bay 27, Detroit 13 vs. Detroit, 09/07/25
93 yards, Green Bay 35, Pittsburgh 25 @ Pittsburgh, 10/26/25	LESS THAN 100 RUSHING YARDS	94 yards, Green Bay 35, Pittsburgh 25 @ Pittsburgh, 10/26/25
* Never Has Happened *	LESS THAN 50 NET PASSING YARDS	48 yards, Green Bay 27, Chicago 10 vs. Chicago, 09/18/22
96 yards, Green Bay 24, Carolina 16 vs. Carolina, 12/19/20	LESS THAN 100 NET PASSING YARDS	55 yards, Green Bay 24, Houston 22 vs. Houston, 10/20/24
149 yards, Cleveland 13, Green Bay 10 @ Cleveland, 09/21/25	LESS THAN 150 NET PASSING YARDS	102 yards, Carolina 16, Green Bay 13 vs. Carolina, 11/02/25
139 yards, Green Bay 23, Minnesota 10 @ Minnesota, 12/23/19	LESS THAN 150 YARDS NET OFFENSE	140 yards, Denver 29, Green Bay 10 @ Denver, 11/01/15
196 yards, Green Bay 34, New Orleans 0 vs. New Orleans, 12/23/24	LESS THAN 200 YARDS NET OFFENSE	198 yards, San Francisco 37, Green Bay 8 @ San Francisco, 11/24/19
294 yards, Philadelphia 10, Green Bay 7 vs. Philadelphia, 11/10/25	LESS THAN 300 YARDS NET OFFENSE	296 yards, Green Bay 27, N.Y. Giants 20 @ N.Y. Giants, 11/16/25
3 to, Green Bay 38, San Francisco 10 vs. San Francisco, 11/24/24	FORCED THREE-PLUS TURNOVERS	3 to, Green Bay 24, Houston 22 vs. Houston, 10/20/24

THE LAST TIME

4 to, Minnesota 31, Green Bay 29 vs. Minnesota, 09/29/24	FORCED FOUR-PLUS TURNOVERS	4 to, Green Bay 41, Minnesota 17 vs. Minnesota, 01/01/23
5 to, Baltimore 23, Green Bay 0 vs. Baltimore, 11/19/17	FORCED FIVE-PLUS TURNOVERS	6 to, Green Bay 38, Seattle 10 vs. Seattle, 12/11/16
2 to, Philadelphia 10, Green Bay 7 vs. Philadelphia, 11/10/25	AT LEAST ONE TURNOVER	2 to, Green Bay 27, N.Y. Giants 20 @ N.Y. Giants, 11/16/25
SPECIAL TEAMS		
105 yards, Keisean Nixon: 1-G. Joseph kicks 70 yards from MIN 35 to GB -5, 25-K.Nixon for 105 yards, TOUCHDOWN. vs. Minnesota, 01/01/23	KICKOFF RETURNED FOR A TOUCHDOWN	99 yards, Andre Roberts: 2-M.Crosby kicks 64 yards from GB 35 to NYJ 1, 19-A.Roberts for 99 yards, TOUCHDOWN. @ N.Y. Jets, 12/23/18
55 yards, Micah Hyde: (5:04) 6-S.Martin punts 45 yards to GB 45, Center-48-D.Muhlbach, 33-M.Hyde for 55 yards, TOUCHDOWN. vs. Detroit, 12/28/14	PUNT RETURNED FOR A TOUCHDOWN	94 yards, Josh Blackwell: (6:52) 19-D.Wheelan punts 38 yards to CHI 6, Center-42-M.Orzech, 39-J.Blackwell for 94 yards, TOUCHDOWN. vs. Chicago, 01/05/25
57 yards, Willie Buchanan (Chester Marcol, Kicker) @ New Orleans, 12/17/72	BLOCKED FIELD GOAL RETURNED FOR A TOUCHDOWN	61 yards, Shawn Springs: (8:10) R.Longwell 50 yard field goal is BLOCKED (J.Knight), Center-R.Davis, Holder-M.Hasselbeck, RECOVERED by SEA-S.Springs at SEA 39. S.Springs for 61 yards, TOUCHDOWN. vs. Seattle, 11/01/99
Geronimo Allison: (7:33) 6-M.Wile punt is BLOCKED by 81-G.Allison, Center-47-K.McDermott, RECOVERED by GB-37-J.Jackson at MIN -1, TOUCHDOWN. vs. Minnesota, 09/16/18	BLOCKED PUNT RETURNED FOR A TOUCHDOWN	Michael Clemons: (5:52) 16-P.O'Donnell punt is BLOCKED by 72-M.Clemons, Center-56-J.Coco, RECOVERED by NYJ-39-W.Parks at GB 20, 39-W.Parks for 20 yards, TOUCHDOWN. vs. N.Y. Jets, 10/16/22
61 yards, Lucas Havrisik: (.01) 35-L.Havrisik 61 yard field goal is GOOD, Center-42-M.Orzech, Holder-19-D.Wheelan. @ Arizona, 10/19/25	MADE FIELD GOAL OF 50 YARDS OR LONGER	56 yards, Chris Boswell: (5:39) 9-C.Boswell 56 yard field goal is GOOD, Center-46-C.Kuntz, Holder-3-C.Waitman. @ Pittsburgh, 10/26/25
43 yards, Brandon McManus: (.27) 17-B.McManus 43 yard field goal is BLOCKED (S.S.Harris), Center-42-M.Orzech, Holder-19-D.Wheelan, RECOVERED by CLV-D-G.Nesvome at CLV 47. @ Cleveland, 09/21/25	BLOCKED FIELD GOAL	46 yards, Cairo Santos: (.03) 8-C.Santos 46 yard field goal is BLOCKED (94-K.Brooks), Center-46-S.Daly, Holder-19-T.Taylor. @ Chicago, 11/17/24
Pat O'Donnell: (11:59) 16-P.O'Donnell punt is BLOCKED by 44-J.Metellus, Center-56-J.Coco, recovered by GB-6-D.Leavitt at GB 4, 6-D.Leavitt to GB 1 for -3 yards (91-P.Jones). vs. Minnesota, 01/01/23	BLOCKED PUNT	Matt Wile: (7:33) 6-M.Wile punt is BLOCKED by 81-G.Allison, Center-47-K.McDermott, RECOVERED by GB-37-J.Jackson at MIN -1, TOUCHDOWN. vs. Minnesota, 09/16/18
Carolina 16, Green Bay 13 vs. Carolina, 11/02/25	NO PUNTS	Green Bay 24, Washington 10 vs. Washington, 10/24/21
Lucas Havrisik/Lucas Havrisik: 35-L.Havrisik extra point is No Good, Wide Right, Center-42-M.Orzech, Holder-19-D.Wheelan, 35-L.Havrisik extra point is No Good, Wide Left, Center-42-M.Orzech, Holder-19-D.Wheelan. @ N.Y. Giants, 11/16/25	MISSED POINT AFTER TOUCHDOWN ATTEMPT	Younghoe Koo: 37-Y.Koo extra point is No Good, Wide Left, Center-59-C.Kreiter, Holder-12-J.Gillan. @ N.Y. Giants, 11/16/25
Joshua Karty [Colby Wooden blocked]: 16-J.Karty extra point is Blocked (96-C.Wooden), Center-47-A.Ward, Holder-42-E.Vans. @ L.A. Rams, 10/06/24	POINT AFTER TOUCHDOWN ATTEMPT BLOCKED	Brandon McManus [Juanyeh Thomas blocked]: 17-B.McManus extra point is Blocked (2-J.Thomas), Center-42-M.Orzech, Holder-19-D.Wheelan, OFFENSIVE TWO-POINT ATTEMPT, 14-M.Bell recovered the blocked kick, ATTEMPT SUCCEEDS. @ Dallas, 09/28/25
Jermaine Whitehead: 2-M.Crosby kicks inside 14 yards from GB 35 to GB 49, RECOVERED by GB-35-J.Whitehead. @ Detroit, 12/31/17	SUCCESSFUL ONSIDE KICK	Khalil Herbert: 2-C.Santos kicks inside 19 yards from CHI 35 to GB 46, RECOVERED by CHI-24-K.Herbert. vs. Chicago, 12/12/21
4 fg, Mason Crosby: (36, 46, 28, 26) @ Miami, 12/25/22	FOUR FIELD GOALS	4 fg, Chris Boswell: (56, 50, 48, 56) @ Pittsburgh, 10/26/25
5 fg, Mason Crosby: (37, 40, 31, 48, 36) vs. Minnesota, 09/16/18	FIVE FIELD GOALS	5 fg, Matt Prater: (26, 22, 41, 51, 54) vs. Detroit, 10/14/19
* Never Has Happened *	SIX FIELD GOALS	* Never Has Happened *
53 yards, Brandon McManus: (.01) 17-B.McManus 34 yard field goal is GOOD, Center-42-M.Orzech, Holder-19-D.Wheelan. @ Dallas, 09/28/25	50-59 YARD FIELD GOAL	56 yards, Chris Boswell: (5:39) 9-C.Boswell 56 yard field goal is GOOD, Center-46-C.Kuntz, Holder-3-C.Waitman. @ Pittsburgh, 10/26/25
61 yards, Lucas Havrisik: (.01) 35-L.Havrisik 61 yard field goal is GOOD, Center-42-M.Orzech, Holder-19-D.Wheelan. @ Arizona, 10/19/25	60+ YARD FIELD GOAL	63 yards, David Akers: (.02) 2-D.Akers 63 yard field goal is GOOD, Center-86-B.Jennings, Holder-4-A.Lee, vs. San Francisco, 09/09/12
3 fg, Brandon McManus: (37, 30, 55) vs. Chicago, 01/05/25	THREE FIELD GOALS	3 fg, Chad Ryland: (32, 40, 39) @ Arizona, 10/19/25
65 yards, Trevor Davis @ Cleveland, 12/10/17	50-69 YARD PUNT RETURN	62t yards, Devin Hester @ Chicago, 09/27/10
75t yards, Micah Hyde vs. Philadelphia, 11/16/14	70-89 YARD PUNT RETURN	76t yards, Rashid Shaheed vs. New Orleans, 09/24/23
93t yards, Micah Hyde @ Minnesota, 10/27/13	90+ YARD PUNT RETURN	94t yards, Josh Blackwell vs. Chicago, 01/05/25
61 yds, Daniel Whelan @ N.Y. Giants, 11/16/25	60-69 YARD PUNT	66 yds, Braden Mann vs. Philadelphia, 11/10/25
74 yds, Daniel Whelan vs. Minnesota, 09/29/24	70+ YARD PUNT	73 yds, Logan Cooke @ Jacksonville, 10/27/24
10 punts, Jon Ryan vs. New England, 11/19/06	PUNTED 10+ TIMES	10 punts, Chris Kluwe vs. Minnesota, 12/21/06
51 yards, Keisean Nixon vs. L.A. Rams, 11/05/23	50-69 YARD KICKOFF RETURN	50 yards, Deebo Samuel Sr. vs. Washington, 09/11/25
70 yards, Jeff Janis @ Minnesota, 11/22/15	70-89 YARD KICKOFF RETURN	71 yards, Jamal Agnew @ Detroit, 12/13/20
105t yards, Keisean Nixon vs. Minnesota, 01/01/23	90+ YARD KICKOFF RETURN	99t yards, Andre Roberts @ N.Y. Jets, 12/23/18
TEAM/MISCELLANEOUS		
454 yards, Green Bay 454, Pittsburgh 295 @ Pittsburgh, 10/26/25	400+ TOTAL YARDS OF OFFENSE	436 yards, Green Bay 489, Dallas 436 @ Dallas, 09/28/25
522 yards, Green Bay 522, Minnesota 382 @ Minnesota, 09/13/20	500+ TOTAL YARDS OF OFFENSE	500 yards, Philadelphia 500, Green Bay 342 @ Philadelphia, 11/27/22



THE LAST TIME

ST: (5:33) (Shotgun) K.Cousins pass short middle intended for T.Hockenson INTERCEPTED by D.Savage (R.Douglas) at GB 25. D.Savage for 75 yards, TOUCHDOWN.DEF: (2:48) (Shotgun) A.Rodgers pass deep right to R.Tonyan for 21 yards, TOUCHDOWN.DEF: (15:00) A.Dillon left tackle for 2 yards, TOUCHDOWN.DEF: (9:31) A.Rodgers scrambles right end for 2 yards, TOUCHDOWN.OFF: G.Joseph kicks 70 yards from MIN 35 to GB -5. K.Nixon for 105 yards, TOUCHDOWN. VS. Minnesota, 01/01/23

TOUCHDOWN ON OFFENSE, DEFENSE AND SPECIAL TEAMS

ST: (8:52) (Shotgun) J.Freeman pass short right to D.Ward for 6 yards, TOUCHDOWN.ST: (11:44) (Shotgun) J.Freeman pass short left to K.Winslow for 7 yards, TOUCHDOWN.ST: (4:20) (Shotgun) J.Freeman pass short right to S.Stroughter for 7 yards, TOUCHDOWN.DEF: (5:52) (Shotgun) A.Rodgers pass deep left intended for D.Driver INTERCEPTED by T.Jackson at GB 35. T.Jackson for 35 yards, TOUCHDOWN.OFF: (12:09) (Punt formation) J.Kapinos punt is BLOCKED by G.Hayes, Center-B.Goode, RECOVERED by TB-R.Barber at GB 31. R.Barber for 31 yards, TOUCHDOWN. @ Tampa Bay, 11/08/09

Jordan Love: TWO-POINT CONVERSION ATTEMPT. 10-J.Love pass to 23-E.Wilson is complete. ATTEMPT SUCCEEDS. @ N.Y. Giants, 11/16/25	MADE TWO-POINT CONVERSION	Joe Flacco: TWO-POINT CONVERSION ATTEMPT. 16-J.Flacco pass to 30-C.Brown is complete. ATTEMPT SUCCEEDS. VS. Cincinnati, 10/12/25
Malik Willis: TWO-POINT CONVERSION ATTEMPT. 2-M.Willis pass to 11-J.Reed is incomplete. ATTEMPT FAILS. VS. Chicago, 01/05/25	FAILED TWO-POINT CONVERSION	Aaron Rodgers: TWO-POINT CONVERSION ATTEMPT. 8-A.Rodgers pass to 61-J.Smith is incomplete. ATTEMPT FAILS. @ Pittsburgh, 10/26/25
Green Bay 53, Philadelphia 20 VS. Philadelphia, 11/16/14	50+ POINTS	New Orleans 51, Green Bay 29 @ New Orleans, 11/24/08
Dallas 40, Green Bay 40 @ Dallas, 09/28/25	40+ POINTS	Dallas 40, Green Bay 40 @ Dallas, 09/28/25
Green Bay 31, Dallas 28 VS. Dallas, 11/13/22	OVERTIME WIN	Indianapolis 34, Green Bay 31 @ Indianapolis, 11/22/20
Indianapolis 34, Green Bay 31 @ Indianapolis, 11/22/20	OVERTIME LOSS	Green Bay 31, Dallas 28 VS. Dallas, 11/13/22
Dallas 40, Green Bay 40 @ Dallas, 09/28/25	OVERTIME TIE	Dallas 40, Green Bay 40 @ Dallas, 09/28/25
Green Bay 20, Detroit 6 @ Detroit, 11/23/23	20 FIRST-QUARTER POINTS	Tennessee 21, Green Bay 0 @ Tennessee, 11/13/16
Green Bay 21, Chicago 0 VS. Chicago, 09/18/22	20 SECOND-QUARTER POINTS	Chicago 24, Green Bay 21 VS. Chicago, 12/12/21
Green Bay 20, Minnesota 0 @ Minnesota, 10/23/11	20 THIRD-QUARTER POINTS	Arizona 21, Green Bay 8 @ Arizona, 12/27/15
Green Bay 21, Pittsburgh 6 @ Pittsburgh, 10/26/25	20 FOURTH-QUARTER POINTS	Minnesota 24, Green Bay 14 @ Minnesota, 09/13/20
Green Bay 34, New Orleans 0 VS. New Orleans, 12/23/24	SHUTOUT AT HOME	Detroit 31, Green Bay 0 VS. Detroit, 12/30/18
Green Bay 9, N.Y. Jets 0 @ N.Y. Jets, 10/31/10	SHUTOUT ON THE ROAD	* Never Has Happened *
Green Bay 31, Dallas 28 VS. Dallas, 11/13/22	OVERTIME WIN AT HOME	Miami 23, Green Bay 20 VS. Miami, 10/17/10
Green Bay 25, Cincinnati 22 @ Cincinnati, 10/10/21	OVERTIME WIN ON THE ROAD	Indianapolis 34, Green Bay 31 @ Indianapolis, 11/22/20
10 pen, Green Bay 27, Arizona 23 @ Arizona, 10/19/25	10 PENALTIES	11 pen, Dallas 40, Green Bay 40 @ Dallas, 09/28/25
0 pen, Detroit 37, Green Bay 30 @ Detroit, 01/09/22	NO PENALTIES	0 pen, Tampa Bay 38, Green Bay 10 @ Tampa Bay, 10/18/20
0 to, Green Bay 27, N.Y. Giants 20 @ N.Y. Giants, 11/16/25	NO TURNOVERS	0 to, Green Bay 27, Cincinnati 18 VS. Cincinnati, 10/12/25
3 td, Green Bay 27, Arizona 23 (9:53) (Shotgun) J.Jacobs left end for 7 yards, TOUCHDOWN. (15:00) (Shotgun) J.Love pass short right to T.Kraft for 7 yards, TOUCHDOWN. (1:54) J.Jacobs up the middle for 1 yard, TOUCHDOWN. @ Arizona, 10/19/25	THREE TOTAL TOUCHDOWNS	3 td, Green Bay 27, N.Y. Giants 20 (10:40) (No Huddle, Shotgun) D.Singletary right guard for 5 yards, TOUCHDOWN. (1:15) E.Chatman reported in as eligible. D.Singletary left tackle for 2 yards, TOUCHDOWN. (7:25) J.Winston up the middle for 1 yard, TOUCHDOWN. @ N.Y. Giants, 11/16/25
4 td, Green Bay 27, N.Y. Giants 20 (14:00) D.Kinnard reported in as eligible. M.Willis pass short middle to C.Watson for 1 yard, TOUCHDOWN (B.Burns). (7:43) E.Wilson right guard for 11 yards, TOUCHDOWN. (11:44) J.Love pass short right to J.Whyte for 2 yards, TOUCHDOWN. (4:07) (Shotgun) J.Love pass deep right to C.Watson for 17 yards, TOUCHDOWN. @ N.Y. Giants, 11/16/25	FOUR TOTAL TOUCHDOWNS	4 td, Detroit 34, Green Bay 31 (9:44) D.Montgomery right end for 3 yards, TOUCHDOWN. (14) (Shotgun) J.Goff pass short middle to J.Gibbs for 2 yards, TOUCHDOWN (B.Gary). (5:05) (Shotgun) J.Goff pass short right to T.Patrick for 3 yards, TOUCHDOWN. (8:43) J.Goff pass short middle to T.Patrick for 1 yard, TOUCHDOWN. @ Detroit, 12/05/24
40:11 TOP, Green Bay 16, Indianapolis 10 VS. Indianapolis, 09/15/24	OVER 40:00 TIME OF POSSESSION (NON-OT)	40:26 TOP, Detroit 40, Green Bay 10 @ Detroit, 11/28/13
@ Pittsburgh, 10/26/25	NO SACKS/NO INTERCEPTIONS ALLOWED	VS. Philadelphia, 11/10/25
(7, 6, 7, 17, 3 Points), Dallas 40, Green Bay 40 @ Dallas, 09/28/25	SCORE TOUCHDOWN IN EACH QUARTER	(7, 10, 7, 10 Points), Detroit 34, Green Bay 31 @ Detroit, 12/05/24
31 (first half), Green Bay 34, Detroit 27 VS. Detroit, 09/25/16	30 ONE-HALF POINTS	35 (first half), Tennessee 47, Green Bay 25 @ Tennessee, 11/13/16
Green Bay 34, New Orleans 0 VS. New Orleans, 12/23/24	WON GAME BY 20+ POINTS	New Orleans 38, Green Bay 3 @ New Orleans, 09/12/21

TRANSACTIONS BY DATE

DATE	POS.	PLAYER	TRANSACTION
11/12	G/C	Lecitus Smith	Signed to practice squad
11/11	C/G	Elgton Jenkins	Placed on injured reserve
11/11	LB	Kristian Welch	Signed to active roster from practice squad
11/10	LB	Kristian Welch	Elevated from practice squad to active roster for gameday
11/4	TE	McCallan Castles	Signed to practice squad
11/4	TE	Drake Dabney	Signed to practice squad
11/4	TE	Tucker Kraft	Placed on injured reserve
11/4	DL	Arron Mosby	Signed to active roster from practice squad
11/4	G/C	Lecitus Smith	Released from practice squad
11/4	LB	Kristian Welch	Signed to practice squad
11/4	TE	Josh Whyte	Signed to active roster from practice squad
11/4	WR	Michael Woods II	Signed to practice squad
11/3	LB	Kristian Welch	Released
11/1	DL	Arron Mosby	Elevated from practice squad to active roster for gameday
11/1	LB	Nick Niemann	Placed on injured reserve
11/1	LB	Kristian Welch	Signed to active roster from practice squad
10/29	DL	Dante Barnett	Signed to practice squad (NFL International Player Pathway Program)
10/29	CB	Tyron Herring	Signed to practice squad
10/28	CB	Micah Robinson	Signed to Tennessee Titans active roster
10/25	DL	Arron Mosby	Elevated from practice squad to active roster for gameday
10/25	TE	Ben Sims	Released
10/25	WR	Christian Watson	Activated off reserve/physically unable to perform
10/18	C/G	Jacob Monk	Activated off reserve/injured; designated for return
10/18	DL	Arron Mosby	Elevated from practice squad to active roster for gameday
10/18	RB	Pierre Strong Jr.	Elevated from practice squad to active roster for gameday
10/14	K	Mark McNamee	Released from practice squad
10/11	DL	Deslin Alexandre	Released from practice squad
10/11	T	Brant Banks	Signed to practice squad
10/11	K	Lucas Havrisik	Signed
9/30	T	Brant Banks	Released
9/27	G/C	Lecitus Smith	Elevated from practice squad to active roster for gameday
9/24	G/C	Lecitus Smith	Signed to practice squad
9/23	T	Brant Banks	Signed to active roster from practice squad
9/23	WR	Mecole Hardman	Released from practice squad
9/23	WR	Jakobie Keeney-James	Signed to practice squad
9/20	WR	Jayden Reed	Placed on injured reserve
9/11	T	Brant Banks	Elevated from practice squad to active roster for gameday
9/11	DL	Brenton Cox Jr.	Placed on injured reserve
9/11	CB	Micah Robinson	Elevated from practice squad to active roster for gameday
9/10	WR	Christian Watson	Signed contract extension
9/8	RB	Israel Abanikanda	Released from practice squad
9/8	RB	Pierre Strong Jr.	Signed to practice squad
9/6	CB	Micah Robinson	Elevated from practice squad to active roster for gameday
9/4	P	Daniel Whelan	Signed contract extension
8/29	CB	Micah Robinson	Signed to practice squad
8/28	DL	Kenny Clark	Traded to Dallas Cowboys
8/28	DL	Micah Parsons	Acquired via trade from Dallas Cowboys
8/28	T	Dalton Cooper	Signed to practice squad
8/28	QB	Clayton Tune	Signed to practice squad
8/28	TE	Josh Whyte	Signed to practice squad
8/27	RB	Israel Abanikanda	Signed to practice squad
8/27	DL	Deslin Alexandre	Signed to practice squad
8/27	DB	Johnathan Baldwin	Signed to practice squad
8/27	T	Brant Banks	Signed to practice squad
8/27	DL	James Ester	Signed to practice squad
8/27	WR	Mecole Hardman	Signed to practice squad
8/27	LB	Jamon Johnson	Signed to practice squad
8/27	K	Mark McNamee	Signed to practice squad (NFL International Player Pathway Program)
8/27	DL	Arron Mosby	Signed to practice squad
8/27	WR	Isaiah Neyor	Signed to practice squad
8/27	LB	Nick Niemann	Signed
8/27	CB	Micah Robinson	Released
8/27	WR	Will Sheppard	Signed to practice squad
8/27	DB	Jaylin Simpson	Signed to practice squad
8/27	LB	Kristian Welch	Signed to practice squad
8/26	RB	Israel Abanikanda	Released
8/26	DL	Deslin Alexandre	Released
8/26	DB	Johnathan Baldwin	Released
8/26	CB	Corey Ballentine	Released
8/26	T	Brant Banks	Released
8/26	LB	Jared Bartlett	Released
8/26	S	Omar Brown	Placed on injured reserve

8/26	QB	Sean Clifford	Released
8/26	G	Tyler Cooper	Released
8/26	RB	Tyrion Davis-Price	Released
8/26	QB	Taylor Elgersma	Released
8/26	DL	James Ester	Released
8/26	WR	Mecole Hardman	Released
8/26	CB	Tyron Herring	Released
8/26	WR	Julian Hicks	Released
8/26	C	Trey Hill	Released
8/26	RB	Amar Johnson	Released
8/26	WR	Cornelius Johnson	Released
8/26	LB	Jamon Johnson	Released
8/26	CB	Kalen King	Released
8/26	G	JJ Lippe	Released
8/26	RB	MarShawn Lloyd	Placed on injured reserve/designated for return
8/26	TE	Johnny Lumpkin	Released
8/26	K	Mark McNamee	Released
8/26	C/G	Jacob Monk	Placed on injured reserve/designated for return
8/26	DL	Arron Mosby	Released
8/26	WR	Isaiah Neyor	Released
8/26	DL	Devonte O'Malley	Released
8/26	DL	Collin Oliver	Placed on reserve/physically unable to perform
8/26	LS	Matt Orzech	Signed contract extension
8/26	WR	Will Sheppard	Released
8/26	LB	Isaiah Simmons	Released
8/26	DB	Jaylin Simpson	Released
8/26	G/C	Lecitus Smith	Released
8/26	TE	Messiah Swinson	Released
8/26	T	Kadeem Telfort	Released
8/26	WR	Christian Watson	Placed on reserve/physically unable to perform
8/26	LB	Kristian Welch	Released
8/26	G	John Williams	Placed on reserve/physically unable to perform
8/25	WR	Kawaan Baker	Released
8/25	T/G	Darian Kinnard	Acquired via trade from Philadelphia Eagles
8/18	CB	Garnett Hollis Jr.	Released
8/18	DL	Devonte O'Malley	Signed
8/18	DL	Keith Randolph	Waived/injured
8/18	DB	Jaylin Simpson	Signed
8/13	WR	Kawaan Baker	Claimed off waivers from the Las Vegas Raiders
8/12	RB	Tyrion Davis-Price	Signed
8/12	CB	Isaiah Dunn	Waived/injured
8/12	RB	Jalen White	Waived/injured
8/6	T	Travis Glover	Placed on injured reserve
8/6	WR	Isaiah Neyor	Signed
8/5	G/C	Lecitus Smith	Signed
8/5	WR	Sam Brown Jr.	Waived/injured
8/4	CB	Corey Ballentine	Signed
8/4	CB	Gregory Junior	Released
7/30	LB	Jared Bartlett	Signed
7/30	S	Kahzir Brown	Released
7/26	RB	Israel Abanikanda	Signed
7/26	CB	Garnett Hollis Jr.	Signed
7/22	K	Mark McNamee	Signed
7/22	WR	Will Sheppard	Signed
7/22	DL	Zach Tom	Signed contract extension
7/21	K	Alex Hale	Released
7/18	T	Anthony Belton	Signed
7/18	DL	Nesta Jade Silvera	Released
7/18	DL	Cameron Young	Released
6/10	DL	Cameron Young	Signed
6/9	CB	Jaire Alexander	Released
6/2	WR	Jadon Janke	Waived/injured
5/29	DL	Jeremiah Martin	Waived/injured
5/21	CB	Kaleb Hayes	Released
5/21	CB	Gregory Junior	Signed
5/14	WR	Jadon Janke	Signed
5/12	QB	Taylor Elgersma	Signed
5/12	G	Marquis Hayes	Released
5/5	WR	Lideatrick Griffin	Released
5/2	CB	Johnathan Baldwin	Signed
5/2	T	Brant Banks	Signed
5/2	DL	Warren Brinson	Signed
5/2	S	Kahzir Brown	Signed
5/2	G	Tyler Cooper	Signed
5/2	CB	Tyron Herring	Signed
5/2	RB	Amar Johnson	Signed
5/2	LB	Jamon Johnson	Signed
5/2	G	JJ Lippe	Signed
5/2	DL	Collin Oliver	Signed
5/2	CB	Micah Robinson	Signed
5/2	DL	Barry Sorrell	Signed
5/2	DL	Nazir Stackhouse	Signed

TRANSACTIONS BY DATE

5/2	RB	Jalen White	Signed
5/2	G	John Williams	Signed
5/2	WR	Savion Williams	Signed
4/29	LB	Isaiah Simmons	Signed
4/28	DL	Leonard Payne	Released
4/14	TE	John FitzPatrick	Re-signed
3/28	LB	Kristian Welch	Signed
3/20	WR	Mecole Hardman	Signed
3/18	G	Aaron Banks	Signed
3/13	CB	Nate Hobbs	Signed
3/5	K	Brandon McManus	Re-signed
3/3	LB	Isaiah McDuffie	Re-signed
1/15	DL	Leonard Payne	Signed
1/14	CB	Isaiah Dunn	Signed
1/14	WR	Lideatrick Griffin	Signed
1/14	CB	Kaleb Hayes	Signed

1/14	C	Trey Hill	Signed
1/14	TE	Johnny Lumpkin	Signed
1/14	DL	Keith Randolph	Signed
1/14	DL	Nesta Jade Silvera	Signed
1/13	DL	Deslin Alexandre	Signed
1/13	S	Omar Brown	Signed
1/13	DL	James Ester	Signed
1/13	CB	Kamal Hadden	Signed
1/13	K	Alex Hale	Signed
1/13	G	Marquis Hayes	Signed
1/13	WR	Julian Hicks	Signed
1/13	G/T	Donovan Jennings	Signed
1/13	WR	Cornelius Johnson	Signed
1/13	CB	Kalen King	Signed
1/13	DL	Jeremiah Martin	Signed
1/13	TE	Messiah Swinson	Signed

TRANSACTIONS BY PLAYER

Abanikanda, Israel - RB

7/26/25 Claimed off waivers from the San Francisco 49ers
8/26/25 Released
8/27/25 Signed to practice squad
9/8/25 Released from practice squad

Alexander, Jaire - CB

6/9/25 Released

Alexandre, Deslin - DL

1/13/25 Signed
8/26/25 Released
8/27/25 Signed to practice squad
10/11/25 Released from practice squad

Baker, Kawaan - WR

8/13/25 Claimed off waivers from the Las Vegas Raiders
8/25/25 Released

Baldwin, Johnathan - CB

5/2/25 Signed
8/26/25 Released
8/27/25 Signed to practice squad

Ballentine, Corey - CB

8/4/25 Signed
8/26/25 Released

Banks, Aaron - G

3/18/25 Signed

Banks, Brant - T

5/2/25 Signed
8/26/25 Released
8/27/25 Signed to practice squad
9/11/25 Elevated from practice squad to active roster for gameday
9/23/25 Signed to active roster from practice squad
9/30/25 Released
10/11/25 Signed to practice squad

Barnett, Dante - DL

10/29/25 Signed to practice squad (NFL International Player Pathway Program)

Bartlett, Jared - LB

7/30/25 Signed
8/26/25 Released

Belton, Anthony - T

7/18/25 Signed

Brinson, Warren - DL

5/2/25 Signed

Brown, Kahzir - S

5/2/25 Signed
7/30/25 Released

Brown, Omar - S

1/13/25 Signed
8/26/25 Placed on injured reserve

Brown Jr., Sam - WR

5/29/25 Signed
8/5/25 Waived/injured

Castles, McCallan - TE

11/4/25 Signed to practice squad

Clark, Kenny - DL

8/28/25 Traded to Dallas Cowboys

Clifford, Sean - QB

8/26/25 Released

Cooper, Dalton - T

8/28/25 Signed to practice squad

Cooper, Tyler - G

5/2/25 Signed
8/26/25 Released

Cox Jr., Brenton - DL

9/11/25 Placed on injured reserve

Dabney, Drake - TE

11/4/25 Signed to practice squad

Davis-Price, Tyrion - RB

8/12/25 Signed
8/26/25 Released

Dunn, Isaiah - CB

1/14/25 Signed
8/12/25 Waived/injured

Elgersma, Taylor - QB

5/12/25 Signed
8/26/25 Released

Ester, James - DL

1/13/25 Signed
8/26/25 Released
8/27/25 Signed to practice squad

FitzPatrick, John - TE

4/14/25 Signed

Glover, Travis - T

8/6/25 Placed on injured reserve

Golden, Matthew - WR

5/19/25 Signed

Griffin, Tulu - WR

1/14/25 Signed
5/5/25 Released

Hadden, Kamal - CB

1/13/25 Signed

Hale, Alex - K

1/13/25 Signed
7/21/25 Released

Hardman, Mecole - WR

3/20/25 Signed
8/26/25 Released
8/27/25 Signed to practice squad
9/23/25 Released from practice squad

Havrisik, Lucas - K

10/11/25 Signed

Hayes, Kaleb - CB

1/14/25 Signed
5/21/25 Released

Hayes, Marquis - G

1/13/25 Signed
5/12/25 Released

Herring, Tyron - CB

5/2/25 Signed
8/26/25 Released
10/29/25 Signed to practice squad

Hicks, Julian - WR

1/13/25 Signed
8/26/25 Released

Hill, Trey - C

1/14/25 Signed
8/26/25 Released

Hobbs, Nate - CB

3/13/25 Signed

Hollis Jr., Garnett - CB

7/26/25 Signed
8/18/25 Released

Jade Silvera, Nesta - DL

1/14/25 Signed
7/18/25 Released

Janke, Jadon - WR

5/14/25 Signed
6/2/25 Waived/injured

Jenkins, Elgton - C/G

11/11/25 Placed on injured reserve

Jennings, Donovan - G/T

1/13/25 Signed

Johnson, Amar - RB

5/2/25 Signed
8/26/25 Released

Johnson, Cornelius - WR

1/13/25 Signed
8/26/25 Released

Johnson, Jamon - LB

5/2/25 Signed
8/26/25 Released
8/27/25 Signed to practice squad

Junior, Gregory - CB

5/21/25 Signed
8/4/25 Released

Keeney-James, Jakobie - WR

9/23/25 Signed to practice squad

King, Kalen - CB

1/13/25 Signed
8/26/25 Released

Kinnard, Darian - T/G

8/25/25 Acquired via trade from Philadelphia Eagles

Kraft, Tucker - TE

11/4/25 Placed on injured reserve

Lippe, J.J. - G

5/2/25 Signed
8/26/25 Released

Lloyd, MarShawn - RB

8/26/25 Placed on injured
reserve/designated for
return

Lumpkin, Johnny - TE

1/14/25 Signed
8/26/25 Released

Martin, Jeremiah - DL

1/13/25 Signed
5/29/25 Waived/injured

McDuffie, Isaiah - LB

3/3/25 Re-signed

McManus, Brandon - K

3/5/25 Re-signed

McNamee, Mark - K

7/22/25 Signed
8/26/25 Released
8/27/25 Signed to practice squad
(NFL International
Player Pathway
Program)
10/14/25 Released from
practice squad (NFL
International Player
Pathway Program)

Monk, Jacob - C/G

8/26/25 Placed on injured
reserve/designated for
return
10/18/25 Activated off injured
reserve/designated for
return

Mosby, Arron - DL

8/26/25 Released
8/27/25 Signed to practice squad
10/18/25 Elevated from practice
squad to active roster
for gameday
10/25/25 Elevated from practice
squad to active roster
for gameday
11/1/25 Elevated from practice
squad to active roster
for gameday
11/4/25 Signed to active roster
from practice squad

Neyor, Isaiah - WR

8/6/25 Signed
8/26/25 Released
8/27/25 Signed to practice squad

Niemann, Nick - LB

8/27/25 Signed
11/1/25 Placed on injured
reserve

Oliver, Collin - DL

5/2/25 Signed
8/26/25 Placed on reserve/phys-
ically unable to perform

O'Malley, Devonte - DL

8/18/25 Signed
8/26/25 Released

Orzech, Matt - LS

8/26/25 Signed contract exten-
sion

Parsons, Micah - DL

8/28/25 Acquired via trade from
Dallas Cowboys

Payne, Leonard - DL

1/15/25 Signed
4/28/25 Released

Randolph Jr., Keith - DL

1/14/25 Signed
8/18/25 Waived/injured

Reed, Jayden - WR

9/20/25 Placed on injured
reserve

Robinson, Micah - CB

5/2/25 Signed
8/27/25 Released
8/28/25 Signed to practice squad
9/6/25 Elevated from practice
squad to active roster
for gameday
9/11/25 Elevated from practice
squad to active roster
for gameday
10/28/25 Signed to Tennessee
Titans active roster

Sheppard, Will - WR

7/22/25 Signed
8/26/25 Released
8/27/25 Signed to practice squad

Simmons, Isaiah - LB

4/29/25 Signed
8/26/25 Released

Simpson, Jaylin - DB

8/18/25 Signed
8/26/25 Released
8/27/25 Signed to practice squad

Sims, Ben - TE

10/25/25 Released

Smith, Lecitus - G/C

8/5/25 Signed
8/26/25 Released
9/24/25 Signed to practice squad
9/27/25 Elevated from practice
squad to active roster
for gameday
11/4/25 Released from practice
squad

11/12/25 Signed to practice squad

Sorrell, Barryn - DL

5/2/25 Signed

Stackhouse, Nazir - DL

5/2/25 Signed

Strong Jr., Pierre - RB

9/8/25 Signed to practice squad
10/18/25 Elevated from practice
squad to active roster
for gameday

Swinson, Messiah - TE

1/13/25 Signed
8/26/25 Released

Telfort, Kadeem - T

8/26/25 Released

Tom, Zach - OL

7/22/25 Signed contract extension

Tune, Clayton - QB

8/28/25 Signed to practice squad

Watson, Christian - WR

8/26/25 Placed on reserve/phys-
ically unable to perform
9/10/25 Signed contract extension
10/25/25 Activated off reserve/
physically unable to per-
form

Welch, Kristian - LB

3/28/25 Signed
8/26/25 Released
8/27/25 Signed to practice squad
11/1/25 Signed to active roster
from practice squad
11/3/25 Released
11/4/25 Signed to practice squad
11/10/25 Elevated from practice
squad to active roster
for gameday
11/11/25 Signed to active roster
from practice squad

Whelan, Daniel - P

9/4/25 Signed contract extension

White, Jalen - RB

5/2/25 Signed
8/12/25 Waived/injured

Whyle, Josh - TE

8/28/25 Signed to practice squad
11/4/25 Signed to active roster
from practice squad

Williams, John - G

5/2/25 Signed
8/26/25 Placed on reserve/phys-
ically unable to perform

Williams, Savion - WR

5/2/25 Signed

Woods II, Michael - WR

11/4/25 Signed to practice squad

Young, Cameron - DL

6/10/25 Signed
7/18/25 Released



GAME SUMMARIES



GAME SUMMARY [LAST MATCHUP]



2024 WEEK 17
Minnesota Vikings 27, Green Bay Packers 25
67,031 🏹 U.S. Bank Stadium 🏹 Dec 29, 2024

Green Bay Packers	3	0	7	15	—	27
Minnesota Vikings	0	13	14	0	—	25

Minnesota Vikings Starters

OFFENSE			DEFENSE		
TE	87	T. Hockenson	OLB	58	J. Greenard
TE	84	J. Oliver	DL	90	J. Bullard
LT	74	C. Robinson	DL	97	H. Phillips
LG	64	B. Brandel	OLB	43	A. Van Ginkel
C	56	G. Bradbury	LB	51	B. Cashman
RG	66	D. Risner	LB	0	I. Pace Jr.
RT	75	B. O'Neill	CB	7	B. Murphy Jr.
WR	18	J. Jefferson	CB	1	S. Griffin
WR	3	J. Addison	CB	2	S. Gilmore
QB	14	S. Darnold	S	24	C. Bynum
RB	33	A. Jones Sr.	S	22	H. Smith

Green Bay Packers Starters

OFFENSE			DEFENSE		
WR	87	R. Doubs	DE	52	R. Gary
LT	63	R. Walker	DT	97	K. Clark
LG	74	E. Jenkins	DT	93	T. Slaton
C	71	J. Myers	DE	55	K. Enagbare
RG	75	S. Rhyan	LB	58	I. McDuffie
RT	50	Z. Tom	LB	56	E. Cooper
TE	85	T. Kraft	LB	45	E. Wilson
WR	11	J. Reed	CB	24	C. Valentine
WR	13	D. Wicks	CB	25	K. Nixon
QB	10	J. Love	S	29	X. McKinney
RB	8	J. Jacobs	S	39	Z. Anderson

SCORING DRIVES

TEAM	QTR	TIME	SCORING PLAY	GB	MIN
Packers	1	01:47	B.McManus 22 yd. Field Goal (8-49, 4:15)	3	0
Vikings	2	11:52	J.Nailor 31 yd. pass from S.Darnold (W.Reichard kick) (9-77, 4:55)	3	7
Vikings	2	02:16	W.Reichard 25 yd. Field Goal (10-69, 5:13)	3	10
Vikings	2	00:00	W.Reichard 50 yd. Field Goal (6-52, 1:16)	3	13
Vikings	3	09:44	J.Addison 18 yd. pass from S.Darnold (W.Reichard kick) (9-70, 5:16)	3	20
Packers	3	05:07	J.Jacobs 2 yd. run (B.McManus kick) (4-16, 1:56)	10	20
Vikings	3	00:51	C.Akers 9 yd. pass from S.Darnold (W.Reichard kick) (8-70, 4:16)	10	27
Packers	4	06:12	Em.Wilson 5 yd. run (J.Love-R.Doubs pass) (9-67, 3:06)	18	27
Packers	4	02:18	M.Heath 3 yd. pass from J.Love (B.McManus kick) (9-62, 2:19)	25	27

GREEN BAY PACKERS

PASSING	ATT	CP	YDS	SK/YD	TD	LG	INT	RTG
Jordan Love	30	19	185	3/18	1	35	0	91.7
TOTAL	30	19	185	3/18	1	35	0	91.7

RUSHING	ATT	YDS	AVG	LG	TD
Josh Jacobs	17	69	4.1	13	1
Emanuel Wilson	6	29	4.8	14	1
Jordan Love	1	6	6.0	6	0
TOTAL	24	104	4.3	14	2

RECEIVING	NO	YDS	AVG	LG	TD
Romeo Doubs	7	58	8.3	18	0
Dontayvion Wicks	4	43	10.8	18	0
Bo Melton	3	18	6.0	13	0
Tucker Kraft	2	53	26.5	35	0
Jayden Reed	1	6	6.0	6	0
Luke Musgrave	1	4	4.0	4	0
Malik Heath	1	3	3.0	3t	1
TOTAL	19	185	9.7	35	1

TOP DEFENSE	TOT	SOLO	AST	SCK	YDS	INT
Javon Bullard	11	9	2	0.0	0.0	0
Edgerrin Cooper	10	7	3	0.0	0.0	0
Keisean Nixon	9	8	1	0.0	0.0	0

FIELD GOALS	FGM/FGA	PERCENT	RESULTS
Brandon McManus	1-1	100.0	22G
TOTAL	1-1	100.0	

MINNESOTA VIKINGS

PASSING	ATT	CP	YDS	SK/YD	TD	LG	INT	RTG
Sam Darnold	43	33	377	1/5	3	37	1	116.1
TOTAL	43	33	377	1/5	3	37	1	116.1

RUSHING	ATT	YDS	AVG	LG	TD
Aaron Jones Sr.	12	47	3.9	13	0
Cam Akers	6	18	3.0	16	0
Ty Chandler	5	7	1.4	7	0
Sam Darnold	3	-3	-1.0	-1	0
TOTAL	26	69	2.7	16	0

RECEIVING	NO	YDS	AVG	LG	TD
Justin Jefferson	8	92	11.5	37	0
Jordan Addison	6	69	11.5	20	1
Jalen Nailor	5	81	16.2	31t	1
T.J. Hockenson	5	68	13.6	28	0
Aaron Jones Sr.	4	30	7.5	13	0
Cam Akers	2	15	7.5	9t	1
C.J. Ham	2	15	7.5	13	0
Johnny Mundt	1	7	7.0	7	0
TOTAL	33	377	11.4	37	3

TOP DEFENSE	TOT	SOLO	AST	SCK	YDS	INT
Blake Cashman	11	6	5	1.5	5.0	0
Harrison Phillips	6	1	5	0.0	0.0	0
Stephon Gilmore	5	5	0	0.0	0.0	0

FIELD GOALS	FGM/FGA	PERCENT	RESULTS
Will Reichard	2-4	50.0	57CR, 25G, 50G, 43LU
TOTAL	2-4	50.0	

Team Statistics

First Downs	26
3rd-Down Eff. (Made/Att/Pct)	8/14/57%
4th-Down Eff. (Made/Att/Pct)	0/1/0%
Total Net Yards	441
Total Plays	70
Yards Per Play	6.3
Rushes/Net Yards	24/104
Net Passing	167
Pass Attempts/Completions	30/19
Had Intercepted	0
Sacked/Yards Lost	3/18
Punts/Average	4/42.3
Penalties/Yards	7/51
Fumbles/Lost	2/1
Possession Time	24:30

Packers

First Downs	26
3rd-Down Eff. (Made/Att/Pct)	8/14/57%
4th-Down Eff. (Made/Att/Pct)	0/1/0%
Total Net Yards	441
Total Plays	70
Yards Per Play	6.3
Rushes/Net Yards	24/104
Net Passing	167
Pass Attempts/Completions	30/19
Had Intercepted	0
Sacked/Yards Lost	3/18
Punts/Average	4/42.3
Penalties/Yards	7/51
Fumbles/Lost	2/1
Possession Time	24:30

Vikings

First Downs	26
3rd-Down Eff. (Made/Att/Pct)	6/12/50%
4th-Down Eff. (Made/Att/Pct)	0/0/0%
Total Net Yards	441
Total Plays	70
Yards Per Play	6.3
Rushes/Net Yards	26/69
Net Passing	372
Pass Attempts/Completions	43/33
Had Intercepted	1
Sacked/Yards Lost	1/5
Punts/Average	2/35.5
Penalties/Yards	7/47
Fumbles/Lost	1/0
Possession Time	35:30

GAME SUMMARIES



13



27

WEEK 1
Green Bay Packers 27, Detroit Lions 13
77,239 🟢 Lambeau Field 🟢 Sep 7, 2025

Detroit Lions	0	3	3	7	13
Green Bay Packers	10	7	0	10	27

Detroit Lions Starters

OFFENSE			DEFENSE		
WR	1	J. Williams	EDGE	97	A. Hutchinson
WR	14	A. St. Brown	EDGE	92	M. Davenport
LT	68	T. Decker	DL	91	T. Williams
LG	73	C. Mahogany	DL	88	D. Reader
C	60	G. Glasgow	LB	46	J. Campbell
RG	69	T. Rattledge	LB	34	A. Anzalone
RT	58	P. Sewell	LB	55	D. Barnes
TE	87	S. LaPorta	CB	4	D. Reed
TE	89	B. Wright	CB	6	T. Arnold
QB	16	J. Goff	S	32	B. Branch
RB	0	J. Gibbs	S	31	K. Joseph

Green Bay Packers Starters

OFFENSE			DEFENSE		
WR	87	R. Doubs	DE	52	R. Gary
WR	0	M. Golden	DT	95	D. Wyatt
LT	63	R. Walker	DT	96	C. Wooden
LG	65	A. Banks	DE	90	L. Van Ness
C	74	E. Jenkins	LB	58	I. McDuffie
RG	75	S. Rhyan	LB	7	Q. Walker
RT	50	Z. Tom	LB	56	E. Cooper
TE	85	T. Kraft	CB	25	K. Nixon
TE	88	L. Musgrave	CB	24	C. Valentine
QB	10	J. Love	S	29	X. McKinney
RB	8	J. Jacobs	S	20	J. Bullard

OFFICIALS: Referee: Clete Blakeman (34), Umpire: Scott Campbell (127), Down Judge: Andy Warner (84), Line Judge: Kent Payne (79), Field Judge: Karina Tovar (91), Side Judge: James Coleman (95), Back Judge: Jonah Monroe (120), Replay Official: Chad Adams, Replay Assistant: Amber Cornell

SCORING DRIVES

TEAM	QTR	TIME	SCORING PLAY	DET	GB
Packers	1	09:26	T. Kraft 15 yd. pass from J. Love (B. McManus kick) (12-83, 5:34)	0	7
Packers	1	03:58	B. McManus 34 yd. Field Goal (7-36, 2:54)	0	10
Lions	2	09:27	J. Bates 30 yd. Field Goal (16-78, 9:31)	3	10
Packers	2	08:34	J. Reed 17 yd. pass from J. Love (B. McManus kick) (2-65, 0:53)	3	17
Lions	3	09:40	J. Bates 27 yd. Field Goal (9-59, 5:20)	6	17
Packers	4	07:57	J. Jacobs 3 yd. run (B. McManus kick) (8-36, 4:43)	6	24
Packers	4	04:22	B. McManus 38 yd. Field Goal (4-7, 2:15)	6	27
Lions	4	00:55	I. TeSlaa 13 yd. pass from J. Goff (J. Bates kick) (13-65, 3:27)	13	27

DETROIT LIONS

PASSING	ATT	CP	YDS	SK/YD	TD	LG	INT	RTG
Jared Goff	39	31	225	4/25	1	32	1	88.6
TOTAL	39	31	225	4/25	1	32	1	88.6

RUSHING	ATT	YDS	AVG	LG	TD
David Montgomery	11	25	2.3	6	0
Jahmyr Gibbs	9	19	2.1	14	0
Jameson Williams	1	3	3.0	3	0
Jared Goff	1	-1	-1.0	-1	0
TOTAL	22	46	2.1	14	0

RECEIVING	NO	YDS	AVG	LG	TD
Jahmyr Gibbs	10	31	3.1	7	0
Sam LaPorta	6	79	13.2	32	0
Amon-Ra St. Brown	4	45	11.3	19	0
Jameson Williams	4	23	5.8	11	0
David Montgomery	4	18	4.5	7	0
Kalif Raymond	2	16	8.0	9	0
Isaac TeSlaa	1	13	13.0	13t	1
TOTAL	31	225	7.3	32	1

TOP DEFENSE	TOT	SOLO	AST	SK	YDS	INT
Jack Campbell	10	5	5	0.0	0.0	0
Derrick Barnes	6	4	2	0.0	0.0	0
Terrion Arnold	6	3	3	0.0	0.0	0

FIELD GOALS	FGM/FGA	PERCENT	RESULTS
Jake Bates	2-2	100.0	30G, 27G
TOTAL	2-2	100.0	

GREEN BAY PACKERS

PASSING	ATT	CP	YDS	SK/YD	TD	LG	INT	RTG
Jordan Love	22	16	188	0/0	2	48	0	128.6
TOTAL	22	16	188	0/0	2	48	0	128.6

RUSHING	ATT	YDS	AVG	LG	TD
Josh Jacobs	19	66	3.5	15	1
Jordan Love	3	4	1.3	3	0
Emanuel Wilson	1	4	4.0	4	0
Tucker Kraft	1	3	3.0	3	0
Chris Brooks	1	1	1.0	1	0
TOTAL	25	78	3.1	15	1

RECEIVING	NO	YDS	AVG	LG	TD
Jayden Reed	3	45	15.0	26	1
Romeo Doubs	2	68	34.0	48	0
Dontayvion Wicks	2	30	15.0	16	0
Matthew Golden	2	16	8.0	11	0
Tucker Kraft	2	16	8.0	15t	1
Josh Jacobs	1	4	4.0	4	0
Luke Musgrave	1	4	4.0	4	0
Chris Brooks	1	2	2.0	2	0
John FitzPatrick	1	2	2.0	2	0
Savion Williams	1	1	1.0	1	0
TOTAL	16	188	11.8	48	2

TOP DEFENSE	TOT	SOLO	AST	SK	YDS	INT
Edgerrin Cooper	12	8	4	0.0	0.0	0
Javon Bullard	9	7	2	0.0	0.0	0
Quay Walker	9	6	3	0.0	0.0	0

FIELD GOALS	FGM/FGA	PERCENT	RESULTS
Brandon McManus	2-2	100.0	34G, 38G
TOTAL	2-2	100.0	

GREEN BAY, Wis. (AP) — Jordan Love threw a pair of touchdown passes and Micah Parsons had a sack in his Green Bay debut as the Packers delivered an exceptional defensive performance in a 27-13 victory over the Detroit Lions on Sunday. The Packers won their 13th consecutive home opener, tied for the longest streak in NFL history (Miami, 1976-88). The Packers got points on their opening three possessions to take a 17-3 lead they wouldn't relinquish. Love went 16 of 22 for 188 yards with TD passes of 15 yards to Tucker Kraft and 17 yards to Jayden Reed. Josh Jacobs added a 3-yard score in the fourth quarter, giving him a TD in a franchise-record nine straight games. Parsons got his first sack as a Packer with just over four minutes left in the game. He also applied pressure that led to Evan Williams' second-quarter interception. Jared Goff went 31 of 39 for 225 yards with a touchdown and an interception. David Montgomery and Jahmyr Gibbs were held to a combined 44 yards on 20 carries. The Lions netted just six points from their first three drives into the red zone before Detroit scored its lone touchdown on a 13-yard pass from Goff to Isaac TeSlaa with 55 seconds left. Detroit appeared on the verge of getting into the game in the third quarter when Brian Branch scored an apparent touchdown on a 35-yard interception return, but a defensive holding penalty on Rock Ya-Sin nullified the play. Green Bay then scored the next 10 points to put the game away.

Team Statistics

First Downs	16
3rd-Down Eff. (Made/Att/Pct)	5/15/33%
4th-Down Eff. (Made/Att/Pct)	3/4/75%
Total Net Yards	246
Total Plays	65
Yards Per Play	3.8
Rushes/Net Yards	22/46
Net Passing	200
Pass Attempts/Completions	39/31
Had Intercepted	1
Sacked/Yards Lost	4/25
Punts/Average	3/47.3
Penalties/Yards	7/40
Fumbles/Lost	0/0
Possession Time	35:25

Lions Packers

1st Downs	14
3rd-Down Eff. (Made/Att/Pct)	4/10/40%
4th-Down Eff. (Made/Att/Pct)	1/1/100%
Total Net Yards	266
Total Plays	65
Yards Per Play	4.7
Rushes/Net Yards	25/78
Net Passing	188
Pass Attempts/Completions	22/16
Had Intercepted	0
Sacked/Yards Lost	0/0
Punts/Average	3/54.7
Penalties/Yards	4/40
Fumbles/Lost	0/0
Possession Time	24:35

GAME SUMMARIES



18

WEEK 2
Green Bay Packers 27, Washington Commanders 18
77,289 @ Lambeau Field Sep 11, 2025



27

Washington Commanders	0	3	0	15	—	18
Green Bay Packers	7	7	3	10	—	27

Washington Commanders Starters

OFFENSE			DEFENSE		
WR	17	T. McLaurin	DE	91	D. Wise
LT	78	L. Tunsil	DT	94	D. Payne
LG	74	B. Coleman	OT	99	J. Kinlaw
C	63	T. Blasatz	DE	92	D. Armstrong
RG	67	N. Allegretti	LB	54	B. Wagner
RT	72	J. Conerly Jr.	LB	4	F. Luvu
TE	86	Z. Ertz	CB	2	M. Lattimore
QB	87	J. Bates	CB	23	T. Amos
WR	85	N. Brown	CB	0	M. Sainristil
QB	5	J. Daniels	S	3	W. Harris
RB	30	A. Ekelier	S	20	Q. Martin

Green Bay Packers Starters

OFFENSE			DEFENSE		
WR	87	R. Doubs	DE	52	R. Gary
WR	13	D. Wicks	DT	95	D. Wyatt
WR	11	J. Reed	DT	96	C. Wooden
LT	63	R. Walker	DE	1	M. Parsons
LG	77	J. Morgan	LB	58	I. McDuffie
C	74	E. Jenkins	LB	7	Q. Walker
RG	75	S. Rhyan	LB	56	E. Cooper
RT	71	A. Shelton	CB	25	K. Nixon
TE	85	T. Kraft	CB	21	N. Hobbs
QB	10	J. Love	S	29	X. McKinney
RB	8	J. Jacobs	S	33	E. Williams

OFFICIALS: Referee: Brad Rogers (126), Umpire: Bryan Neale (92), Down Judge: Patrick Turner (13), Line Judge: Kevin Cody (16), Field Judge: Joe Blubaugh (57), Side Judge: David Mrowka (118), Back Judge: Greg Yette (38), Replay Official: Denise Crudup, Replay Assistant: Brian Smith

SCORING DRIVES

TEAM	QTR	TIME	SCORING PLAY	WAS	GB
Packers	1	04:33	R.Doubs 5 yd. pass from J.Love (B.McManus kick) (7-96, 3:35)	0	7
Packers	2	07:34	J.Jacobs 2 yd. run (B.McManus kick) (10-92, 4:50)	0	14
Commanders	2	04:27	M.Gay 51 yd. Field Goal (9-37, 3:07)	3	14
Packers	3	06:37	B.McManus 22 yd. Field Goal (10-54, 5:17)	3	17
Commanders	4	13:45	Z.Ertz 20 yd. pass from J.Daniels (M.Gay kick) (11-50, 4:46)	10	17
Packers	4	08:57	T.Kraft 8 yd. pass from J.Love (B.McManus kick) (9-65, 4:46)	10	24
Packers	4	06:42	B.McManus 56 yd. Field Goal (4-2, 1:00)	10	27
Commanders	4	02:53	D.Samuel 10 yd. pass from J.Daniels (J.Daniels-L.McCaffrey pass) (10-65, 3:49)	18	27

WASHINGTON COMMANDERS

PASSING	ATT	CP	YDS	SK/YD	TD	LG	INT	RTG
Jayden Daniels	42	24	200	4/21	2	20t	0	85.4
TOTAL	42	24	200	4/21	2	20t	0	85.4

RUSHING	ATT	YDS	AVG	LG	TD
Austin Ekelier	8	17	2.1	5	0
Jayden Daniels	7	17	2.4	8	0
Jacory Croskey-Merritt	4	17	4.3	5	0
TOTAL	19	51	2.7	8	0

RECEIVING	NO	YDS	AVG	LG	TD
Deebo Samuel Sr.	7	44	6.3	12	1
Zach Ertz	6	64	10.7	20t	1
Terry McLaurin	5	48	9.6	14	0
Austin Ekelier	2	7	3.5	4	0
Luke McCaffrey	1	19	19.0	19	0
Noah Brown	1	9	9.0	9	0
Ben Sinnott	1	7	7.0	7	0
Jaylin Lane	1	2	2.0	2	0
TOTAL	24	200	8.3	20t	2

TOP DEFENSE	TOT	SOLO	AST	SCK	YDS	INT
Bobby Wagner	11	3	8	0.0	0.0	0
Quan Martin	7	4	3	0.0	0.0	0
Marshon Lattimore	6	5	1	0.0	0.0	0

FIELD GOALS	FGM/FGA	PERCENT	RESULTS
Matt Gay	1-3	33.3	51G, 58WL, 52RU
TOTAL	1-3	33.3	

GREEN BAY PACKERS

PASSING	ATT	CP	YDS	SK/YD	TD	LG	INT	RTG
Jordan Love	31	19	292	2/23	2	57	0	113.9
TOTAL	31	19	292	2/23	2	57	0	113.9

RUSHING	ATT	YDS	AVG	LG	TD
Josh Jacobs	23	84	3.7	10	1
Savion Williams	2	24	12.0	16	0
Matthew Golden	2	15	7.5	9	0
Jordan Love	3	12	4.0	14	0
TOTAL	30	135	4.5	16	1

RECEIVING	NO	YDS	AVG	LG	TD
Tucker Kraft	6	124	20.7	57	1
Dontayvion Wicks	4	44	11.0	14	0
Romeo Doubs	3	28	9.3	17	1
Chris Brooks	3	27	9.0	16	0
Luke Musgrave	2	32	16.0	23	0
Malik Heath	1	37	37.0	37	0
TOTAL	19	292	15.4	57	2

TOP DEFENSE	TOT	SOLO	AST	SCK	YDS	INT
Edgerrin Cooper	10	7	3	0.5	5.0	0
Quay Walker	8	4	4	0.0	0.0	0
Javon Bullard	5	5	0	0.0	0.0	0

FIELD GOALS	FGM/FGA	PERCENT	RESULTS
Brandon McManus	2-3	66.7	48LU, 22G, 56G
TOTAL	2-3	66.7	

GREEN BAY, Wis. (AP) — Jordan Love threw for 292 yards and two touchdowns and the Packers beat the Washington Commanders, 27-18, on Thursday night. Tight end Tucker Kraft caught six passes for a career-high 124 yards. Love and Kraft connected for an 8-yard touchdown strike with 8:57 left to thwart the Commanders' comeback attempt. Love went 19 of 31 to lead an offense that was playing without injured linemen Zach Tom and Aaron Banks. Love's other TD pass was a 5-yarder to Romeo Doubs in the first quarter. Jayden Daniels was 24 of 42 for 200 yards with TD passes of 20 yards to Zach Ertz and 10 yards to Deebo Samuel. Daniels was sacked four times and pressured all night. Green Bay built a 14-3 halftime lead by putting together two TD drives of 90-plus yards. Doubs' touchdown capped a seven-play, 96-yard drive that included a 57-yard completion to Kraft, plus a 14-yard scramble by Love on third-and-9 from Washington's 19. Josh Jacobs made it 14-0 with a 2-yard TD run to finish a 10-play, 92-yard march that featured a 37-yard completion to Malik Heath. Jacobs finished with 84 yards on 23 carries. Washington gained 23 yards on its first three series before getting on the board with a 51-yard field goal from Matt Gay. After Brandon McManus' 22-yard field goal made it 17-3 in the third quarter, Washington cut the margin to 17-10 on Ertz's touchdown catch with 13:45 remaining. The Packers reached the end zone on their next series, and McManus added a 56-yard field goal later in the fourth quarter.

Team Statistics

First Downs	15
3rd-Down Eff. (Made/Att/Pct)	5/16/31%
4th-Down Eff. (Made/Att/Pct)	1/3/33%
Total Net Yards	230
Total Plays	65
Yards Per Play	3.5
Rushes/Net Yards	19/51
Net Passing	179
Pass Attempts/Completions	42/24
Had Intercepted	0
Sacked/Yards Lost	4/21
Punts/Average	4/46.8
Penalties/Yards	5/30
Fumbles/Lost	0/0
Possession Time	27:34

Commanders

15
5/16/31%
1/3/33%
230
65
3.5
19/51
179
42/24
0
4/21
4/46.8
5/30
0/0
27:34

Packers

22
5/12/42%
0/1/0%
404
63
6.4
30/135
269
31/19
0
2/23
4/53.3
10/77
0/0
32:26

GAME SUMMARIES



WEEK 3 Cleveland Browns 13, Green Bay Packers 10 65,470 🍷 Huntington Bank Field 🍷 Sep 21, 2025

Green Bay Packers	0	3	7	0	—	10
Cleveland Browns	0	0	0	13	—	13

Cleveland Browns Starters

OFFENSE			DEFENSE		
WR	16	I. Bond	DE	95	M. Garrett
WR	19	C. Tillman	DT	96	M. Collins
TE	85	D. Njoku	DT	94	M. Graham
LT	71	C. Lucas	DE	57	I. McGuire
LG	75	J. Bitonio	LB	49	C. Schwesinger
C	55	E. Pocic	LB	30	D. Bush
LG	77	W. Teller	CB	26	M. Harden
LT	79	D. Jones	CB	21	D. Ward
WR	3	J. Jeudy	CB	0	G. Newsome II
QB	15	J. Flacco	S	9	G. Delpit
RB	10	Q. Judkins	S	33	R. Hickman

Green Bay Packers Starters

OFFENSE			DEFENSE		
WR	87	R. Doubs	DE	52	R. Gary
WR	13	D. Wicks	DT	95	D. Wyatt
WR	0	M. Golden	DT	96	C. Wooden
LT	63	R. Walker	DE	1	M. Parsons
LG	65	A. Banks	LB	7	Q. Walker
C	74	E. Jenkins	LB	56	E. Cooper
RG	75	S. Rhyan	CB	25	K. Nixon
RT	50	Z. Tom	CB	21	N. Hobbs
TE	85	T. Kraft	S	29	X. McKinnley
QB	10	J. Love	S	20	J. Bullard
RB	8	J. Jacobs	S	33	E. Williams

SCORING DRIVES

TEAM	QTR	TIME	SCORING PLAY	GB	CLE
Packers	2	14:53	B. McManus 39 yd. Field Goal (13-43, 7:23)	3	0
Packers	3	03:23	J. FitzPatrick 3 yd. pass from J. Love (B. McManus kick) (14-71, 7:41)	10	0
Browns	4	03:38	A. Szmyt 35 yd. Field Goal (12-63, 5:48)	10	3
Browns	4	03:01	Q. Judkins 1 yd. run (A. Szmyt kick) (1-4, 0:07)	10	10
Browns	4	00:00	A. Szmyt 55 yd. Field Goal (5-16, 0:21)	10	13

GREEN BAY PACKERS

PASSING	ATT	CP	YDS	SK/YD	TD	LG	INT	RTG
Jordan Love	25	18	183	5/34	1	34	1	89.2
TOTAL	25	18	183	5/34	1	34	1	89.3

RUSHING	ATT	YDS	AVG	LG	TD
Josh Jacobs	16	30	1.9	7	0
Emanuel Wilson	6	25	4.2	9	0
Jordan Love	4	18	4.5	10	0
Matthew Golden	3	9	3.0	4	0
Savion Williams	2	-1	-0.5	2	0
TOTAL	31	81	2.6	10	0

RECEIVING	NO	YDS	AVG	LG	TD
Josh Jacobs	5	44	8.8	31	0
Matthew Golden	4	52	13.0	34	0
Tucker Kraft	3	29	9.7	18	0
Romeo Doubs	2	25	12.5	16	0
Dontayvion Wicks	2	21	10.5	16	0
John FitzPatrick	2	12	6.0	9	1
TOTAL	18	183	10.2	34	1

TOP DEFENSE	TOT	SOLO	AST	SCK	YDS	INT
Quay Walker	14	6	8	0.0	0.0	0
Evan Williams	6	4	2	0.0	0.0	0
Xavier McKinney	6	2	4	0.0	0.0	1

FIELD GOALS	FGM/FGA	PERCENT	RESULTS
Brandon McManus	1-2	50.0	39G, 43B
TOTAL	1-2	50.0	

CLEVELAND BROWNS

PASSING	ATT	CP	YDS	SK/YD	TD	LG	INT	RTG
Joe Flacco	36	21	142	2/17	0	17	1	55.6
TOTAL	36	21	142	2/17	0	17	1	55.6

RUSHING	ATT	YDS	AVG	LG	TD
Quinshon Judkins	18	94	5.2	38	1
Dylan Sampson	1	2	2.0	2	0
TOTAL	19	96	5.1	38	1

RECEIVING	NO	YDS	AVG	LG	TD
David Njoku	5	40	8.0	13	0
Jerome Ford	4	10	2.5	10	0
Cedric Tillman	3	26	8.7	10	0
Harold Fannin Jr.	3	25	8.3	13	0
Isaiah Bond	2	16	8.0	17	0
Jamari Thrash	2	7	3.5	4	0
Jerry Jeudy	1	17	17.0	17	0
Quinshon Judkins	1	1	1.0	1	0
TOTAL	21	142	6.8	17	0

TOP DEFENSE	TOT	SOLO	AST	SCK	YDS	INT
Grant Delpit	9	6	3	0.0	0.0	1
Carson Schwesinger	9	6	3	1.0	11.0	0
Devin Bush	7	3	4	0.0	0.0	0

FIELD GOALS	FGM/FGA	PERCENT	RESULTS
Andre Szmyt	2-2	100.0	35G, 55G
TOTAL	2-2	100.0	

CLEVELAND (AP) — Rookie kicker Andre Szmyt booted a 55-yard field goal as time expired to give the Browns an improbable 13-10 victory over the Green Bay Packers on Sunday. Cleveland (1-2) scored all of its points in the final 3:38 to snap an eight-game losing streak dating to last season. Cleveland's defense sacked Jordan Love five times before coming up with a crucial turnover. The Browns got their first takeaway of the season with 3:18 remaining when Grant Delpit picked off Love's pass and returned it 25 yards to the Packers' 4. Quinshon Judkins had 94 yards on 18 carries, including his first NFL touchdown on a 1-yard run up the middle to tie it at 10 with 3:02 remaining in the fourth quarter. Joe Flacco completed 21 of 36 passes for 142 yards and an interception. Special teams not only got two field goals from Szmyt, but Shelby Harris blocked a potential game-winning 43-yard field goal attempt from Brandon McManus after Judkins' TD and Greg Newsome II recovered at the 47. Harris and Maliek Collins were able to get penetration over the guard, which led to the block. Cleveland took over and went 16 yards in five plays. Flacco had an 8-yard completion to David Njoku on third-and-2 to get the ball to the Packers' 35. Flacco then spiked the ball, bringing Szmyt on with two seconds remaining. Love completed 18 of 25 passes for 183 yards, including a 3-yard TD to John FitzPatrick with 3:23 remaining in the third quarter to put the Packers up, 10-0.

Team Statistics

First Downs	14	15
3rd-Down Eff. (Made/Att/Pct)	10/18/56%	4/13/31%
4th-Down Eff. (Made/Att/Pct)	0/0/0%	1/2/50%
Total Net Yards	230	221
Total Plays	61	57
Yards Per Play	3.8	3.9
Rushes/Net Yards	31/61	19/96
Net Passing	149	125
Pass Attempts/Completions	25/18	36/21
Had Intercepted	1	1
Sacked/Yards Lost	5/34	2/17
Punts/Average	5/53.0	6/48.5
Penalties/Yards	14/75	8/90
Fumbles/Lost	1/0	0/0
Possession Time	34:14	25:46

Packers Browns

14	15
10/18/56%	4/13/31%
0/0/0%	1/2/50%
230	221
61	57
3.8	3.9
31/61	19/96
149	125
25/18	36/21
1	1
5/34	2/17
5/53.0	6/48.5
14/75	8/90
1/0	0/0
34:14	25:46

GAME SUMMARIES



WEEK 4

Dallas Cowboys 40, Green Bay Packers 40 (OT)
93,353 ★ AT&T Stadium ★ Sep 28, 2025



Green Bay Packers	7	6	7	17	3	—	40
Dallas Cowboys	0	16	7	14	3	—	40

Dallas Cowboys Starters

OFFENSE	DEFENSE
WR 3 G. Pickens	DE 13 D. Fowler
LT 60 T. Guyton	DT 97 O. Odehrajinwa
LG 73 T. Smith	DT 95 K. Clark
C 67 B. Hoffman	DE 94 M. Kneeland
RG 66 T. Bass	LB 59 K. Murray
RT 78 T. Steale	LB 57 J. Sanborn
TE 87 J. Ferguson	LB 35 M. Lufau
QB 4 D. Prescott	CB 26 D. Bland
RB 33 J. Williams	CB 20 K. Elam
WR 9 K. Turpin	S 28 M. Hooker
WR 1 J. Tolbert	S 6 D. Wilson

Green Bay Packers Starters

OFFENSE	DEFENSE
WR 87 R. Doubs	DE 52 R. Gary
WR 13 D. Wicks	DT 96 D. Wyatt
LT 63 R. Walker	DT 96 C. Wooden
LG 77 J. Morgan	DE 1 M. Parsons
C 74 E. Jenkins	LB 7 O. Walker
RG 75 S. Rippen	LB 56 E. Cooper
RT 70 D. Kimnard	CB 25 K. Nixon
TE 85 T. Kraft	CB 21 N. Hobbs
TE 88 L. Musgrave	S 29 X. McKinney
QB 10 J. Love	S 20 J. Bullard
RB 8 J. Jacobs	S 33 E. Williams

SCORING DRIVES

TEAM	QTR	TIME	SCORING PLAY	GB	DAL
Packers	1	10:02	R.Doubs 2 yd. pass from J.Love (B.McManus kick) (8-69, 4:58)	7	0
Packers	2	10:37	R.Doubs 1 yd. pass from J.Love (9-68, 5:41)	13	0
Cowboys	2	00:41	D.Prescott 2 yd. run (B.Aubrey kick) (11-95, 5:09)	13	7
Cowboys	2	00:09	G.Pickens 15 yd. pass from D.Prescott (B.Aubrey kick) (1-15, 0:04)	13	14
Packers	3	07:08	J.Jacobs 1 yd. run (B.McManus kick) (9-76, 5:25)	20	14
Cowboys	3	00:34	J.Ferguson 8 yd. pass from D.Prescott (B.Aubrey kick) (12-80, 6:34)	20	21
Packers	4	11:39	J.Jacobs 18 yd. run (B.McManus kick) (8-70, 3:55)	27	21
Cowboys	4	04:50	J.Williams 1 yd. run (B.Aubrey kick) (14-77, 6:49)	27	28
Packers	4	01:45	R.Doubs 15 yd. pass from J.Love (B.McManus kick) (10-80, 3:05)	34	28
Cowboys	4	00:43	G.Pickens 28 yd. pass from D.Prescott (B.Aubrey kick) (4-54, 1:02)	34	35
Packers	4	00:00	B.McManus 53 yd. Field Goal (7-39, 0:43)	37	35
Cowboys	OT	04:40	B.Aubrey 22 yd. Field Goal (10-76, 5:20)	37	38
Packers	OT	00:00	B.McManus 34 yd. Field Goal (13-64, 4:40)	40	38

GREEN BAY PACKERS

PASSING	ATT	CP	YDS	SK/YD	TD	LG	INT	RTG
Jordan Love	43	31	337	1/12	3	46	0	118.1
TOTAL	43	31	337	1/12	3	46	0	118.1

RUSHING	ATT	YDS	AVG	LG	TD
Josh Jacobs	22	86	3.9	19	2
Emanuel Wilson	8	44	5.5	13	0
Jordan Love	3	28	9.3	25	0
Matthew Golden	1	5	5.0	5	0
Savion Williams	1	1	1.0	1	0
TOTAL	35	164	4.7	25	2

RECEIVING	NO	YDS	AVG	LG	TD
Romeo Doubs	6	58	9.7	18	3
Matthew Golden	5	58	11.6	46	0
Tucker Kraft	5	56	11.2	16	0
Josh Jacobs	4	71	17.8	28	0
Emanuel Wilson	3	37	12.3	25	0
Savion Williams	3	22	7.3	16	0
Dontayvion Wicks	2	19	9.5	15	0
Malik Heath	1	9	9.0	9	0
Luke Musgrave	1	6	6.0	6	0
Chris Brooks	1	1	1.0	1	0
TOTAL	31	337	10.9	46	3

TOP DEFENSE	TOT	SOLO	AST	SCK	YDS	INT
Quay Walker	11	6	5	0.0	0.0	0
Evan Williams	9	5	4	0.0	0.0	0
Edgerrin Cooper	7	5	2	0.0	0.0	0

FIELD GOALS	FGM/FGA	PERCENT	RESULTS
Brandon McManus	2-2	100.0	53G, 34G
TOTAL	2-2	100.0	

DALLAS COWBOYS

PASSING	ATT	CP	YDS	SK/YD	TD	LG	INT	RTG
Dak Prescott	40	31	319	1/0	3	34	0	124.9
TOTAL	40	31	319	1/0	3	34	0	124.9

RUSHING	ATT	YDS	AVG	LG	TD
Javonte Williams	20	85	4.3	13	1
Ryan Flournoy	1	12	12.0	12	0
Miles Sanders	2	8	4.0	5	0
Hunter Luepke	1	6	6.0	6	0
KaVontae Turpin	1	4	4.0	4	0
Dak Prescott	1	2	2.0	2	1
TOTAL	26	117	4.5	13	2

RECEIVING	NO	YDS	AVG	LG	TD
George Pickens	8	134	16.8	28	2
Jake Ferguson	7	40	5.7	11	1
Jalen Tolbert	4	61	15.3	34	0
KaVontae Turpin	3	30	10.0	15	0
Javonte Williams	3	15	5.0	9	0
Miles Sanders	2	17	8.5	9	0
Ryan Flournoy	2	14	7.0	11	0
Luke Schoonmaker	2	8	4.0	5	0
TOTAL	31	319	10.3	34	3

TOP DEFENSE	TOT	SOLO	AST	SCK	YDS	INT
Jack Sanborn	11	6	5	0.0	0.0	0
Kenneth Murray	9	4	5	0.0	0.0	0
Donovan Wilson	7	6	1	0.0	0.0	0

FIELD GOALS	FGM/FGA	PERCENT	RESULTS
Brandon Aubrey	1-1	100.0	22G
TOTAL	1-1	100.0	

ARLINGTON, Texas (AP) — Brandon Aubrey and Brandon McManus traded short field goals in overtime, and a Micah Parsons sack played a role in keeping the Dallas Cowboys out of the end zone in the extra period of a 40-40 tie. Dak Prescott and Jordan Love had three TD passes apiece in regulation, which included seven consecutive lead-changing TDs before McManus' tying 53-yard field goal as time expired. The second-highest scoring tie in pro football history was the first for Dallas since 1969. The Packers last tied in 2018. The Cowboys had a first down at the Green Bay 5 to start overtime. The drive stalled with help from Parsons, who caught Prescott from behind for no gain and was credited with the sack. The Cowboys settled for Aubrey's 22-yard field goal. Romeo Doubs caught all three of Love's TD passes and finished with 58 yards on six catches. Josh Jacobs rushed for two TDs and finished with 157 total yards. Love threw for 337 yards. Javonte Williams powered in from the 1, giving the Cowboys a 30-27 lead with 4:50 remaining. Two more TDs followed. Prescott threw for 319 yards and ran for a score, and George Pickens had eight catches for 134 yards and two TDs. The Packers were up 13-0 after Love's second TD toss to Doubs when Juanyeh Thomas blocked McManus' PAT attempt and Markquese Bell returned it for a two-point conversion. The Packers still haven't lost at AT&T Stadium. They're 6-0-1 counting the Super Bowl victory over Pittsburgh to cap the 2010 season.

Team Statistics

First Downs	32
3rd-Down Eff. (Made/Att/Pct)	10/14/71%
4th-Down Eff. (Made/Att/Pct)	1/1/100%
Total Net Yards	489
Total Plays	79
Yards Per Play	6.2
Rushes/Net Yards	35/164
Net Passing	325
Pass Attempts/Completions	43/31
Had Intercepted	0
Sacked/Yards Lost	1/12
Punts/Average	2/41.5
Penalties/Yards	7/53
Fumbles/Lost	1/1
Possession Time	35:33

Packers Cowboys

First Downs	32	26
3rd-Down Eff. (Made/Att/Pct)	10/14/71%	4/11/36%
4th-Down Eff. (Made/Att/Pct)	1/1/100%	1/1/100%
Total Net Yards	489	436
Total Plays	79	67
Yards Per Play	6.2	6.5
Rushes/Net Yards	35/164	26/117
Net Passing	325	319
Pass Attempts/Completions	43/31	40/31
Had Intercepted	0	0
Sacked/Yards Lost	1/12	1/0
Punts/Average	2/41.5	1/40
Penalties/Yards	7/53	11/95
Fumbles/Lost	1/1	0/0
Possession Time	35:33	34:27

GAME SUMMARIES



WEEK 6
Green Bay Packers 27, Cincinnati Bengals 18
78,277 @ Lambeau Field @ Oct 12, 2025



Cincinnati Bengals	0	0	7	11	—	18
Green Bay Packers	0	10	0	17	—	27

Cincinnati Bengals Starters

OFFENSE			DEFENSE		
WR	1	J. Chase	DE	91	T. Hendrickson
WR	5	T. Higgins	DT	92	B. Hill
WR	80	A. Iosivas	DT	90	K. Jenkins Jr.
C	64	T. Karras	DT	98	T. Stasin Jr.
TE	89	D. Sample	LB	49	B. Carter
HB	30	C. Brown	LB	44	D. Knight Jr.
			LB	55	L. Wilson
			CB	23	D. Hill
			CB	20	D. Turner II
			S	27	J. Battle
			S	22	G. Stone

Green Bay Packers Starters

OFFENSE			DEFENSE		
WR	87	R. Doubs	DE	52	R. Gary
WR	13	D. Wicks	DT	94	K. Brooks
LT	63	R. Walker	DT	96	C. Wooden
LG	65	A. Banks	DE	1	M. Ponzoni
C	74	E. Jenkins	LB	7	Q. Walker
RG	77	J. Morgan	LB	56	E. Cooper
RT	50	Z. Tom	CB	25	K. Nixon
TE	85	T. Kraft	CB	21	N. Hobbs
TE	88	L. Musgrave	S	29	X. McKinney
QB	10	J. Love	S	20	J. Bullard
RB	8	J. Jacobs	S	33	E. Williams

SCORING DRIVES

TEAM	QTR	TIME	SCORING PLAY	CIN	GB
Packers	2	14:15	L.Havrisik 43 yd. Field Goal (12-71, 7:24)	0	3
Packers	2	04:05	J.Jacobs 3 yd. run (L.Havrisik kick) (8-80, 4:07)	0	10
Bengals	3	04:46	T.Hudson 2 yd. pass from J.Flacco (E.McPherson kick) (17-78, 10:14)	7	10
Packers	4	14:56	J.Jacobs 14 yd. run (L.Havrisik kick) (9-66, 4:50)	7	17
Bengals	4	10:43	E.McPherson 45 yd. Field Goal (9-50, 4:13)	10	17
Packers	4	07:33	T.Kraft 19 yd. pass from J.Love (L.Havrisik kick) (6-62, 3:10)	10	24
Bengals	4	04:11	J.Chase 19 yd. pass from J.Flacco (J.Flacco-C.Brown pass) (10-65, 3:22)	18	24
Packers	4	01:52	L.Havrisik 39 yd. Field Goal (7-41, 2:19)	18	27

CINCINNATI BENGALS

PASSING	ATT	CP	YDS	SK/YD	TD	LG	INT	RTG
Joe Flacco	45	29	219	1/6	2	19t	0	90.9
TOTAL	45	29	219	1/6	2	19t	0	90.9

RUSHING	ATT	YDS	AVG	LG	TD
Chase Brown	9	42	4.7	13	0
Samaje Perine	6	16	2.7	6	0
Ja'Marr Chase	1	-3	-3.0	-3	0
TOTAL	16	55	3.4	13	0

RECEIVING	NO	YDS	AVG	LG	TD
Ja'Marr Chase	10	94	9.4	19t	1
Tee Higgins	5	62	12.4	19	0
Noah Fant	4	27	6.8	9	0
Tanner Hudson	4	10	2.5	8	1
Samaje Perine	2	16	8.0	16	0
Chase Brown	2	7	3.5	5	0
Andre Iosivas	1	5	5.0	5	0
Drew Sample	1	-2	-2.0	-2	0
TOTAL	29	219	7.6	19t	2

TOP DEFENSE	TOT	SOLO	AST	SK	YDS	INT
Barrett Carter	10	7	3	0.0	0.0	0
Jordan Battle	7	4	3	0.0	0.0	0
Demetrius Knight Jr.	7	4	3	0.0	0.0	0

FIELD GOALS	FGM/FGA	PERCENT	RESULTS
Evan McPherson	1-3	33.3	67SH, 45G, 56WR
TOTAL	1-3	33.3	

GREEN BAY PACKERS

PASSING	ATT	CP	YDS	SK/YD	TD	LG	INT	RTG
Jordan Love	26	19	259	1/3	1	35	1	101.3
TOTAL	26	19	259	1/3	1	35	1	101.3

RUSHING	ATT	YDS	AVG	LG	TD
Josh Jacobs	18	93	5.2	16	2
Jordan Love	7	26	3.7	7	0
Matthew Golden	2	16	8.0	8	0
Emanuel Wilson	3	11	3.7	6	0
Bo Melton	1	3	3.0	3	0
Savion Williams	1	3	3.0	3	0
Chris Brooks	1	1	1.0	1	0
TOTAL	33	153	4.6	16	2

RECEIVING	NO	YDS	AVG	LG	TD
Josh Jacobs	5	57	11.4	29	0
Romeo Doubs	5	55	11.0	21	0
Matthew Golden	3	86	28.7	35	0
Tucker Kraft	2	43	21.5	24	1
Dontayvion Wicks	2	15	7.5	9	0
Luke Musgrave	1	7	7.0	7	0
Emanuel Wilson	1	-4	-4.0	-4	0
TOTAL	19	259	13.6	35	1

TOP DEFENSE	TOT	SOLO	AST	SK	YDS	INT
Edgerrin Cooper	11	4	7	0.0	0.0	0
Quay Walker	8	5	3	0.0	0.0	0
Javon Bullard	6	4	2	0.0	0.0	0

FIELD GOALS	FGM/FGA	PERCENT	RESULTS
Lucas Havrisik	2-2	100.0	43G, 39G
TOTAL	2-2	100.0	

GREEN BAY, Wis. (AP) — Josh Jacobs rushed for two touchdowns and the Green Bay Packers held off Cincinnati for a 27-18 victory in Joe Flacco's Bengals debut on Sunday. Jacobs had a 3-yard TD run in the second quarter and opened the fourth by scoring on a 14-yard burst up the middle. Jordan Love went 19 of 26 for 259 yards with an interception and a 19-yard TD pass to Tucker Kraft. Lucas Havrisik sealed the win by making a 39-yard field goal with 1:52 remaining. Evan McPherson was wide right on a 56-yard attempt with 41 seconds left. McPherson also made a 45-yard field goal. Flacco was 29 of 45 for 219 yards and two TDs. Although Cincinnati never led, the Bengals made it a one-score game on Flacco's 19-yard TD pass to Ja'Marr Chase on a fourth-and-5 play with 4:11 to go. A two-point conversion pass from Flacco to Chase Brown cut Green Bay's lead to 24-18. Love threw a 31-yard pass to Matthew Golden on third-and-8 to get the Packers down to Cincinnati's 29-yard line with 2:24 remaining that set up Havrisik's second field goal. The Bengals got back into the game by opening the second half with a 17-play, 78-yard touchdown drive that lasted 10 minutes, 14 seconds. On fourth-and-goal, Flacco threw a 2-yard touchdown pass to Tanner Hudson. Jacobs' second touchdown made it 17-7. Cincinnati cut the lead to 17-10 with 10:43 left before Love and Kraft connected for Green Bay's longest touchdown completion of the season. Kraft caught the ball a couple of yards beyond the line of scrimmage, shed a tackle and lowered his shoulder to get through cornerback Cam Taylor-Britt and land in the right corner of the end zone.

Team Statistics

First Downs	20	24
3rd-Down Eff. (Made/Att/Pct)	6/15/40%	5/11/45%
4th-Down Eff. (Made/Att/Pct)	2/2/100%	1/1/100%
Total Net Yards	268	409
Total Plays	62	60
Yards Per Play	4.3	6.8
Rushes/Net Yards	16/55	33/153
Net Passing	213	256
Pass Attempts/Completions	45/29	26/19
Had Intercepted	0	1
Sacked/Yards Lost	1/6	1/3
Punts/Average	4/52.8	2/45.8
Penalties/Yards	3/17	5/40
Fumbles/Lost	0/0	0/0
Possession Time	27:16	32:44

Bengals Packers

First Downs	20	24
3rd-Down Eff. (Made/Att/Pct)	6/15/40%	5/11/45%
4th-Down Eff. (Made/Att/Pct)	2/2/100%	1/1/100%
Total Net Yards	268	409
Total Plays	62	60
Yards Per Play	4.3	6.8
Rushes/Net Yards	16/55	33/153
Net Passing	213	256
Pass Attempts/Completions	45/29	26/19
Had Intercepted	0	1
Sacked/Yards Lost	1/6	1/3
Punts/Average	4/52.8	2/45.8
Penalties/Yards	3/17	5/40
Fumbles/Lost	0/0	0/0
Possession Time	27:16	32:44

GAME SUMMARIES



WEEK 7 Green Bay Packers 27, Arizona Cardinals 23 64,810 State Farm Stadium Oct 19, 2025

Green Bay Packers	0	6	7	14	—	27
Arizona Cardinals	3	10	7	3	—	23

Arizona Cardinals Starters

OFFENSE			DEFENSE		
WR	18	M. Harrison Jr.	DT	55	D. Stills
WR	14	M. Wilson	NT	94	D. Tomlinson
LT	70	P. Johnson Jr.	OT	93	C. Campbell
LG	63	E. Brown	OLB	5	B. Browning
C	72	H. Froholdt	ILB	2	M. Wilson Sr.
RG	76	W. Hernandez	ILB	27	A. Davis-Gaither
RT	73	J. Williams	OLB	10	J. Sweat
TE	85	T. McBride	CB	0	W. Johnson
TE	84	E. Higgins	CB	16	M. Melton
QB	7	J. Brissett	S	3	B. Baker
RB	20	Z. Knight	S	34	J. Thompson

Green Bay Packers Starters

OFFENSE			DEFENSE		
WR	87	R. Doubs	DE	52	R. Gary
WR	0	M. Golden	DT	94	K. Brooks
LT	63	R. Walker	DT	96	C. Wooden
LG	65	A. Banks	DE	1	M. Parsons
C	74	E. Jenkins	LB	58	I. McDuffie
RG	77	J. Morgan	LB	7	Q. Walker
RT	50	Z. Tom	LB	56	E. Cooper
TE	85	T. Kraft	CB	25	K. Nixson
TE	88	L. Musgrave	CB	21	N. Hobbs
QB	10	J. Love	S	29	X. McKinney
RB	8	J. Jacobs	S	33	E. Williams

SCORING DRIVES

TEAM	QTR	TIME	SCORING PLAY	GB	ARI
Cardinals	1	07:34	C.Ryland 32 yd. Field Goal (15-59, 7:26)	0	3
Packers	2	09:06	L.Havrisik 31 yd. Field Goal (9-67, 4:20)	3	3
Cardinals	2	05:02	C.Ryland 40 yd. Field Goal (8-49, 4:04)	3	6
Cardinals	2	00:07	T.McBride 15 yd. pass from J.Brissett (C.Ryland kick) (9-71, 2:57)	3	13
Packers	2	00:00	L.Havrisik 61 yd. Field Goal (2-22, 0:07)	6	13
Packers	3	09:47	J.Jacobs 7 yd. run (L.Havrisik kick) (4-44, 1:56)	13	13
Cardinals	3	04:17	T.McBride 12 yd. pass from J.Brissett (C.Ryland kick) (9-65, 5:30)	13	20
Packers	4	14:55	T.Kraft 7 yd. pass from J.Love (L.Havrisik kick) (9-67, 4:22)	20	20
Cardinals	4	09:01	C.Ryland 39 yd. Field Goal (11-24, 5:54)	20	23
Packers	4	01:50	J.Jacobs 1 yd. run (L.Havrisik kick) (10-48, 4:01)	27	23

GREEN BAY PACKERS

PASSING	ATT	CP	YDS	SK/YD	TD	LG	INT	RTG
Jordan Love	29	19	179	1/11	1	22	0	93.9
TOTAL	29	19	179	1/11	1	22	0	93.9

RUSHING	ATT	YDS	AVG	LG	TD
Josh Jacobs	13	55	4.2	10	2
Jordan Love	4	22	5.5	12	0
Emanuel Wilson	6	17	2.8	8	0
TOTAL	23	94	4.1	12	2

RECEIVING	NO	YDS	AVG	LG	TD
Romeo Doubs	6	72	12.0	22	0
Tucker Kraft	5	58	11.6	22	1
Matthew Golden	4	37	9.3	17	0
John FitzPatrick	1	6	6.0	6	0
Dontayvion Wicks	1	5	5.0	5	0
Josh Jacobs	1	3	3.0	3	0
Emanuel Wilson	1	-2	-2.0	-2	0
TOTAL	19	179	9.4	22	1

TOP DEFENSE	TOT	SOLO	AST	SCK	YDS	INT
Quay Walker	9	5	4	1.5	11.5	0
Xavier McKinney	8	2	6	0.0	0.0	0
Javon Bullard	7	3	4	0.0	0.0	0

FIELD GOALS	FGM/FGA	PERCENT	RESULTS
Lucas Havrisik	2-2	100.0	31G, 61G
TOTAL	2-2	100.0	

ARIZONA CARDINALS

PASSING	ATT	CP	YDS	SK/YD	TD	LG	INT	RTG
Jacoby Brissett	36	25	279	6/43	2	43	0	110.8
TOTAL	36	25	279	6/43	2	43	0	110.8

RUSHING	ATT	YDS	AVG	LG	TD
Zonovan Knight	14	57	4.1	9	0
Jacoby Brissett	6	26	4.3	11	0
Michael Carter	7	11	1.6	5	0
D'Ernest Johnson	1	0	0.0	0	0
TOTAL	28	94	3.4	11	0

RECEIVING	NO	YDS	AVG	LG	TD
Trey McBride	10	74	7.4	15t	2
Michael Wilson	3	40	13.3	18	0
Zonovan Knight	3	7	2.3	5	0
Zay Jones	2	67	33.5	43	0
Marvin Harrison Jr.	2	58	29.0	35	0
Michael Carter	2	25	12.5	14	0
Greg Dortch	2	5	2.5	5	0
Elijah Higgins	1	3	3.0	3	0
TOTAL	25	279	11.2	43	2

TOP DEFENSE	TOT	SOLO	AST	SCK	YDS	INT
Budda Baker	8	4	4	0.0	0.0	0
Akeem Davis-Gaither	8	4	4	0.0	0.0	0
Dadrian Taylor-Demerson	6	2	4	0.0	0.0	0

FIELD GOALS	FGM/FGA	PERCENT	RESULTS
Chad Ryland	3-3	100.0	32G, 40G, 39G
TOTAL	3-3	100.0	

GLENDALE, Ariz. (AP) — Josh Jacobs ran for a go-ahead, 1-yard TD with 1:50 remaining and Micah Parsons had a career-high three sacks as the Packers rallied from an early deficit to beat the Arizona Cardinals, 27-23. Green Bay (4-1-1) fought through a sluggish first half to win its first road game of the season. Jacoby Brissett — filling in for the injured Kyler Murray — threw for 279 yards and two TDs. The Cardinals have lost five straight by a combined 13 points. Jacobs produced his third straight two-TD game, finishing with 55 yards rushing and also running for a 7-yard TD in the third quarter. Jordan Love completed 19 of 29 passes for 179 yards and a TD. Parsons finished with three sacks, four tackles for loss and five quarterback hurries, making life difficult for Brissett all afternoon. The Cardinals had the ball on a 23-20 lead with 5:58 left, but Brissett was stopped short of a first down on a fourth-and-1 quarterback sneak. That gave the ball to the Packers at the Arizona 48. Green Bay methodically moved downfield — converting an important fourth-and-2 pass to Tucker Kraft — before Jacobs fought for the 1-yard TD on the 10th play of the drive and a 27-23 lead. Cardinals tight end Trey McBride caught two TD passes, including a 12-yard score with 4:17 left in the third quarter for a 20-13 lead. The Packers managed to make it a one-score game by halftime when Lucas Havrisik booted a franchise-record 61-yard FG as time expired, cutting the margin to 13-6. The Cardinals took a 3-0 lead on the opening drive after Chad Ryland's 32-yard FG. It was the first time Green Bay had given up points in the first quarter all season. Bam Knight led Arizona with 57 yards rushing.

Team Statistics

First Downs	
3rd-Down Eff. (Made/Att/Pct)	
4th-Down Eff. (Made/Att/Pct)	
Total Net Yards	
Total Plays	
Yards Per Play	
Rushes/Net Yards	
Net Passing	
Pass Attempts/Completions	
Had Intercepted	
Sacked/Yards Lost	
Punts/Average	
Penalties/Yards	
Fumbles/Lost	
Possession Time	

Packers Cardinals

19	23
3/10/30%	7/14/50%
2/3/67%	0/2/0%
262	330
53	70
4.9	4.7
23/94	28/94
168	236
29/19	36/25
0	0
1/11	6/43
3/58/0	1/42/0
10/94	6/55
2/0	1/1
25:50	34:10

GAME SUMMARIES



35

WEEK 8
Green Bay Packers 35, Pittsburgh Steelers 25
67,386 🍷 Acrisure Stadium 🍷 Oct 26, 2025



25

Green Bay Packers	7	0	7	21	—	35
Pittsburgh Steelers	3	13	3	6	—	25

Pittsburgh Steelers Starters

OFFENSE			DEFENSE		
TE	88	P. Freiermuth	DT	97	C. Heyward
WR	4	D. Metcalf	NT	95	K. Benton
LT	77	B. Jones	LOLB	90	T. Watt
LG	73	I. Seumalo	LILB	6	P. Queen
C	54	Z. Frazier	RILB	40	P. Wilson
RG	66	M. McCormick	ROLB	56	A. Highsmith
RT	76	T. Fautanu	RCB	24	J. Porter Jr.
RB	19	C. Austin III	LCB	23	D. Slay
QB	8	A. Rodgers	FS	21	C. Clark
RB	30	J. Warren	SS	25	D. Elliott
WR	10	R. Wilson	NCB	5	J. Ramsey

Green Bay Packers Starters

OFFENSE			DEFENSE		
WR	87	R. Doubs	DE	52	R. Gary
WR	9	C. Watson	DT	95	D. Wyatt
WR	0	M. Gooden	DT	96	C. Woodson
LT	63	R. Walker	DE	1	M. Parsons
LG	65	A. Banks	LB	7	Q. Walker
C	74	E. Jenkins	LB	56	E. Cooper
RG	77	J. Morgan	CB	25	K. Nixon
RT	50	Z. Tom	CB	24	C. Valentine
TE	85	T. Kraft	S	29	X. McKinney
QB	10	J. Love	S	33	E. Williams
RB	8	J. Jacobs	S	20	J. Bullard

OFFICIALS: Referee: Shawn Hochuli (83), Umpire: Larry Smith (102), Down Judge: Patrick Holt (106), Line Judge: Tim Podraza (47), Field Judge: Jason Ledet (72), Side Judge: Jim Quirk (5), Back Judge: Jimmy Russell (82), Replay Official: James Nicholson, Replay Assistant: Adam Chate

SCORING DRIVES

TEAM	QTR	TIME	SCORING PLAY	GB	PIT
Steelers	1	08:41	C.Boswell 56 yd. Field Goal (7-42, 4:45)	0	3
Packers	1	05:05	T.Kraft 16 yd. pass from J.Love (B.McManus kick) (6-67, 3:36)	7	3
Steelers	2	12:18	C.Boswell 50 yd. Field Goal (6-21, 2:32)	7	6
Steelers	2	05:52	C.Boswell 48 yd. Field Goal (9-35, 5:14)	7	9
Steelers	2	00:34	D.Metcalf 2 yd. pass from A.Rodgers (C.Boswell kick) (9-84, 3:32)	7	16
Packers	3	08:48	S.Williams 8 yd. pass from J.Love (B.McManus kick) (9-90, 5:13)	14	16
Steelers	3	05:34	C.Boswell 56 yd. Field Goal (7-39, 3:14)	14	19
Packers	4	14:55	J.Jacobs 3 yd. run (J.Love-R.Doubs pass) (10-78, 5:39)	22	19
Packers	4	10:57	T.Kraft 24 yd. pass from J.Love (B.McManus kick) (4-45, 2:01)	29	19
Packers	4	05:28	B.McManus 28 yd. Field Goal (8-47, 3:28)	32	19
Packers	4	03:59	B.McManus 25 yd. Field Goal (5-19, 1:08)	35	19
Steelers	4	02:07	R.Wilson 21 yd. pass from A.Rodgers (pass failed) (9-70, 1:52)	35	25

GREEN BAY PACKERS

PASSING	ATT	CP	YDS	SK/YD	TD	LG	INT	RTG
Jordan Love	37	29	360	0/0	3	59	0	134.2
TOTAL	37	29	360	0/0	3	59	0	134.2

RUSHING	ATT	YDS	AVG	LG	TD
Emanuel Wilson	11	61	5.5	15	0
Jay Jacobs	13	33	2.5	6	1
Savion Williams	1	1	1.0	1	0
Jordan Love	1	-1	-1.0	-1	0
TOTAL	26	94	3.6	15	1

RECEIVING	NO	YDS	AVG	LG	TD
Tucker Kraft	7	143	20.4	59	2
Christian Watson	4	85	21.3	33	0
Romeo Doubs	3	44	14.7	24	0
Malik Heath	3	29	9.7	13	0
Emanuel Wilson	3	26	8.7	14	0
Josh Jacobs	3	12	4.0	8	0
Matthew Golden	3	4	1.3	4	0
Savion Williams	1	8	8.0	8	1
Luke Musgrave	1	5	5.0	5	0
John FitzPatrick	1	4	4.0	4	0
TOTAL	29	360	12.4	59	3

TOP DEFENSE	TOT	SOLO	AST	SCK	YDS	INT
Xavier McKinney	7	6	1	0.0	0.0	0
Keisean Nixon	5	4	1	0.0	0.0	0
Javon Bullard	5	3	2	0.0	0.0	0

FIELD GOALS	FGM/FGA PERCENT	RESULTS
Brandon McManus	2-4 50.0	57SH, 44WL, 28G, 25G
TOTAL	2-4 50.0	

PITTSBURGH STEELERS

PASSING	ATT	CP	YDS	SK/YD	TD	LG	INT	RTG
Aaron Rodgers	36	24	219	3/17	2	45	0	101.5
TOTAL	36	24	219	3/17	2	45	0	101.5

RUSHING	ATT	YDS	AVG	LG	TD
Jaylen Warren	13	62	4.8	17	0
Kenneth Gainwell	5	31	6.2	14	0
TOTAL	18	93	5.2	17	0

RECEIVING	NO	YDS	AVG	LG	TD
DK Metcalf	5	55	11.0	24	1
Roman Wilson	4	74	18.5	45	1
Calvin Austin III	4	28	7.0	13	0
Pat Freiermuth	3	13	4.3	6	0
Jonnu Smith	2	17	8.5	10	0
Jaylen Warren	2	11	5.5	11	0
Kenneth Gainwell	2	4	2.0	3	0
Ben Skowronek	1	13	13.0	13	0
Spencer Anderson	1	4	4.0	4	0
TOTAL	24	219	9.1	45	2

TOP DEFENSE	TOT	SOLO	AST	SCK	YDS	INT
Payton Wilson	8	4	4	0.0	0.0	0
Cameron Heyward	7	4	3	0.0	0.0	0
T.J. Watt	6	2	4	0.0	0.0	0

FIELD GOALS	FGM/FGA PERCENT	RESULTS
Chris Boswell	4-4 100.0	56G, 50G, 48G, 56G
TOTAL	4-4 100.0	

PITTSBURGH (AP) — Jordan Love passed for 360 yards and three TDs as Green Bay raced past Aaron Rodgers and the Pittsburgh Steelers, 35-25. Love completed 29 of 35 passes, including a franchise-record-tying 20 straight spanning the end of the first half and the vast majority of the second. Green Bay piled up 454 yards of total offense and after a promising first half, the 41-year-old Rodgers and the rest of Pittsburgh's offense couldn't keep pace. Rodgers completed 24 of 36 passes for 219 yards and two TDs but couldn't deliver the kind of magic that he has summoned on occasion in his 21st year. Love completed his last four passes of the first half and his first 16 of the second, two of them for scores, as the Packers erased a nine-point deficit to win at Pittsburgh for the first time since 1970. Tight end Tucker Kraft caught seven passes for a career-high 143 yards and two TDs. Christian Watson added four receptions for 85 yards in his return from a torn ACL he suffered in the 2024 regular-season finale. Josh Jacobs ran for just 33 yards, but his 3-yard scoring sprint on the first play of the fourth quarter put the Packers up for good as Pittsburgh's defense stumbled yet again.

Team Statistics

First Downs	22
3rd-Down Eff. (Made/Att/Pct)	5/12/42%
4th-Down Eff. (Made/Att/Pct)	1/1/100%
Total Net Yards	454
Total Plays	63
Yards Per Play	7.2
Rushes/Net Yards	26/94
Net Passing	360
Pass Attempts/Completions	37/29
Had Intercepted	0
Sacked/Yards Lost	0/0
Punts/Average	3/50.7
Penalties/Yards	5/47
Fumbles/Lost	2/0
Possession Time	31:48

Packers

16
1/10/10%
1/1/100%
295
57
5.2
18/93
302
26/24
0
3/17
4/48.5
6/65
1/1
28:12

GAME SUMMARIES



16

WEEK 9

Carolina Panthers 16, Green Bay Packers 13
77,864 🟢 Lambeau Field 🟢 Nov 2, 2025



13

Carolina Panthers	0	7	6	3	—	16
Green Bay Packers	0	6	0	7	—	13

Carolina Panthers Starters

OFFENSE			DEFENSE		
WR	4	T. McMillan	DT	99	T. Wharton
WR	18	J. Coker	DE	94	A. Robinson
LT	79	I. Ekvisonu	DE	95	D. Brown
LG	68	D. Lewis	OLB	98	D. Womum
C	63	A. Corbett	LB	32	T. Wallace
RG	62	C. Zavala	LB	56	C. Rozeboom
RT	77	Y. Nijman	CB	2	M. Jackson
TE	82	T. Tremble	CB	6	J. Horn
WR	17	X. Legette	S	21	N. Scott
QB	9	B. Young	S	7	T. Moehrig
RB	5	R. Dowdle	S	22	L. Ransom

Green Bay Packers Starters

OFFENSE			DEFENSE		
WR	87	R. Doubs	DE	52	R. Gary
WR	9	C. Watson	DT	95	D. Wyatt
LT	63	R. Walker	DT	96	C. Wooden
LG	65	A. Banks	DE	1	M. Parsons
C	74	E. Jenkins	LB	58	I. McDuffie
RG	77	J. Morgan	LB	7	Q. Walker
RT	50	Z. Tom	LB	56	E. Cooper
TE	85	T. Kraft	CB	25	K. Nixon
TE	88	L. Musgrave	CB	24	C. Valentine
QB	10	J. Love	S	29	X. McKinney
RB	8	J. Jacobs	S	33	E. Williams

SCORING DRIVES

TEAM	QTR	TIME	SCORING PLAY	CAR	GB
Packers	2	07:53	B.McManus 49 yd. Field Goal (9-49, 5:02)	0	3
Panthers	2	02:22	R.Dowdle 5 yd. run (R.Fitzgerald kick) (10-76, 5:31)	7	3
Packers	2	00:00	B.McManus 27 yd. Field Goal (10-50, 2:22)	7	6
Panthers	3	02:12	R.Dowdle 1 yd. run (kick short) (8-38, 4:15)	13	6
Packers	4	02:01	J.Jacobs 1 yd. run (B.McManus kick) (12-71, 4:52)	13	13
Panthers	4	00:00	R.Fitzgerald 49 yd. Field Goal (9-40, 2:32)	16	13

CAROLINA PANTHERS

PASSING	ATT	CP	YDS	SK/YD	TD	LG	INT	RTG
Bryce Young	20	11	102	1/0	0	22	1	48.3
TOTAL	20	11	102	1/0	0	22	1	48.3

RUSHING	ATT	YDS	AVG	LG	TD
Rico Dowdle	25	130	5.2	29	2
Chuba Hubbard	5	17	3.4	8	0
Bryce Young	2	9	4.5	5	0
Jimmy Horn Jr.	1	7	7.0	7	0
TOTAL	33	163	4.9	29	2

RECEIVING	NO	YDS	AVG	LG	TD
Tetairoa McMillan	4	46	11.5	16	0
Rico Dowdle	2	11	5.5	8	0
Xavier Legette	1	22	22.0	22	0
John Coker	1	9	9.0	9	0
Brycen Tremayne	1	8	8.0	8	0
Ja'Tavion Sanders	1	5	5.0	5	0
Jimmy Horn Jr.	1	1	1.0	1	0
TOTAL	11	102	9.3	22	0

TOP DEFENSE	TOT	SOLO	AST	SK	YDS	INT
Christian Rozeboom	15	7	8	0.0	0.0	0
Trevin Wallace	9	6	3	0.0	0.0	0
Turk Wharton	7	2	5	1.0	8.0	0

FIELD GOALS	FGM/FGA	PERCENT	RESULTS
Ryan Fitzgerald	1-1	100.0	49G
TOTAL	1-1	100.0	

GREEN BAY PACKERS

PASSING	ATT	CP	YDS	SK/YD	TD	LG	INT	RTG
Jordan Love	37	26	273	1/8	0	52	1	80.1
TOTAL	37	26	273	1/8	0	52	1	80.1

RUSHING	ATT	YDS	AVG	LG	TD
Josh Jacobs	17	87	5.1	18	1
Emanuel Wilson	6	16	2.7	7	0
Jordan Love	1	1	1.0	1	0
Savion Williams	1	0	0.0	0	0
TOTAL	25	104	4.2	18	1

RECEIVING	NO	YDS	AVG	LG	TD
Romeo Doubs	7	91	13.0	30	0
Josh Jacobs	4	13	3.3	7	0
Luke Musgrave	3	34	11.3	21	0
Christian Watson	2	58	29.0	52	0
Chris Brooks	2	24	12.0	16	0
Tucker Kraft	2	20	10.0	10	0
Savion Williams	2	12	6.0	6	0
Matthew Golden	2	9	4.5	6	0
Malik Heath	1	11	11.0	11	0
Emanuel Wilson	1	1	1.0	1	0
TOTAL	26	273	10.5	52	0

TOP DEFENSE	TOT	SOLO	AST	SK	YDS	INT
Xavier McKinney	9	3	6	1.0	0.0	0
Edgerrin Cooper	8	3	5	0.0	0.0	0
Quay Walker	7	2	5	0.0	0.0	0

FIELD GOALS	FGM/FGA	PERCENT	RESULTS
Brandon McManus	2-3	66.7	49G, 27G, 43WL
TOTAL	2-3	66.7	

GREEN BAY, Wis. (AP) — Rico Dowdle rushed for 130 yards and two TDs, and his big run in the final minute set up Ryan Fitzgerald's last-second 49-yard FG as Carolina beat Green Bay, 16-13, on Sunday. It was the second time this season that Fitzgerald has made a winning FG as time expired. Dowdle's second TD of the day gave the Panthers a 13-6 lead late in the third quarter. Fitzgerald's ensuing 48-yard extra-point attempt into a swirling wind was well short, keeping Carolina's lead at 13-6. So when Green Bay's Josh Jacobs scored from a yard out on third-and-goal with 2:32 left, the Packers didn't need to go for two and tied the game on Brandon McManus' extra point. After Carolina got the ball back, Dowdle's 19-yard carry on second-and-10 from midfield set up Fitzgerald's kick. Before Jacobs' TD, the Packers had marched inside the Carolina 35 on five of their first six possessions, but had only two field goals to show for it. Savion Williams had a red-zone fumble and Carolina's Tre'von Moehrig picked off a pass by Jordan Love, leading to a Panthers TD. McManus converted from 49 and 27 yards out but also missed a 43-yarder that would have put Green Bay ahead in the third quarter. Dowdle's second TD came after Green Bay's Keisean Nixon was called for pass interference on a third-and-goal incomplection.

Team Statistics

First Downs	
3rd-Down Eff. (Made/Att/Pct)	4/10/40%
4th-Down Eff. (Made/Att/Pct)	2/2/100%
Total Net Yards	265
Total Plays	54
Yards Per Play	4.9
Rushes/Net Yards	33/163
Net Passing	102
Pass Attempts/Completions	20/11
Had Intercepted	1
Sacked/Yards Lost	1/0
Punts/Average	3/44.7
Penalties/Yards	5/39
Fumbles/Lost	1/0
Possession Time	29:50

Panthers

19	20
4/10/40%	7/13/54%
2/2/100%	2/3/67%
265	369
54	63
4.9	5.9
33/163	25/104
102	265
20/11	37/26
1	1
1/0	1/8
3/44.7	0/0.0
5/39	7/42
1/0	1/1
29:50	30:10

Packers

GAME SUMMARIES



WEEK 10
Philadelphia Eagles 10, Green Bay Packers 7
78,254 @ Lambeau Field @ Nov 10, 2025

Philadelphia Eagles	0	0	3	7	10
Green Bay Packers	0	0	0	7	7

Philadelphia Eagles Starters

OFFENSE			DEFENSE		
WR	11	A. Brown	OLB	15	J. Phillips
WR	6	D. Smith	OLB	3	N. Smith
TE	36	C. Latt	DT	98	J. Carter
TE	88	D. Goedert	DT	90	J. Davis
QB	1	J. Hurts	LB	53	Z. Baun
RB	26	S. Barkley	LB	17	N. Dean
			CB	8	A. Jackson
			CB	27	D. Mitchell
			DB	33	C. DeJean
			S	32	R. Blankenship
			S	24	A. Mukuba

Green Bay Packers Starters

OFFENSE			DEFENSE		
WR	87	R. Doubs	DE	52	R. Gary
WR	13	D. Wicks	DT	95	D. Wicks
WR	9	C. Watson	DT	96	C. Wooden
LT	63	R. Walker	DE	1	M. Parsons
LG	65	A. Banks	LB	58	I. McDuffie
C	74	E. Jenkins	LB	7	D. Walker
RG	77	J. Morgan	LB	56	E. Cooper
RT	50	Z. Tom	CB	25	K. Nixon
TE	88	L. Musgrave	CB	24	C. Valentine
QB	10	J. Love	S	29	X. McKinney
RB	8	J. Jacobs	S	33	E. Williams

SCORING DRIVES

TEAM	QTR	TIME	SCORING PLAY	PHI	GB
Eagles	3	08:58	J.Elliott 39 yd. Field Goal (10-50, 6:02)	3	0
Eagles	4	10:35	D.Smith 36 yd. pass from J.Hurts (J.Elliott kick) (4-80, 2:11)	10	0
Packers	4	05:49	J.Jacobs 6 yd. run (B.McManus kick) (11-75, 4:46)	10	7

PHILADELPHIA EAGLES

PASSING	ATT	CP	YDS	SK/YD	TD	LG	INT	RTG
Jalen Hurts	26	15	183	0/0	1	41	0	92.3
TOTAL	26	15	183	0/0	1	41	0	92.3

RUSHING	ATT	YDS	AVG	LG	TD
Saquon Barkley	22	60	2.7	15	0
Jalen Hurts	5	27	5.4	10	0
Will Shipley	4	17	4.3	7	0
Tank Bigsby	3	7	2.3	5	0
TOTAL	34	111	3.3	15	0

RECEIVING	NO	YDS	AVG	LG	TD
DeVonta Smith	4	69	17.3	36t	1
Dallas Goedert	4	43	10.8	22	0
Saquon Barkley	3	41	13.7	41	0
Will Shipley	2	17	8.5	11	0
A.J. Brown	2	13	6.5	7	0
TOTAL	15	183	12.2	41	1

TOP DEFENSE	TOT	SOLO	AST	SCK	YDS	INT
Zack Baun	8	5	3	0.0	0.0	0
Nakobe Dean	7	6	1	1.0	8.0	0
Reed Blankenship	7	2	5	0.0	0.0	0

FIELD GOALS	FGM/FGA	PERCENT	RESULTS
Jake Elliott	1-1	100.0	39G
TOTAL	1-1	100.0	

GREEN BAY PACKERS

PASSING	ATT	CP	YDS	SK/YD	TD	LG	INT	RTG
Jordan Love	36	20	176	3/19	0	25	0	68.8
TOTAL	36	20	176	3/19	0	25	0	68.8

RUSHING	ATT	YDS	AVG	LG	TD
Josh Jacobs	21	74	3.5	11	1
Jordan Love	5	28	5.6	12	0
Emanuel Wilson	1	2	2.0	2	0
TOTAL	27	104	3.9	12	1

RECEIVING	NO	YDS	AVG	LG	TD
Josh Jacobs	5	33	6.6	9	0
Dontayvion Wicks	4	38	9.5	20	0
Luke Musgrave	3	23	7.7	9	0
Christian Watson	2	45	22.5	25	0
Bo Melton	2	28	14.0	18	0
Savion Williams	2	2	1.0	2	0
Romeo Doubs	1	5	5.0	5	0
Emanuel Wilson	1	2	2.0	2	0
TOTAL	20	176	8.8	25	0

TOP DEFENSE	TOT	SOLO	AST	SCK	YDS	INT
Xavier McKinney	7	4	3	0.0	0.0	0
Quay Walker	6	5	1	0.0	0.0	0
Evan Williams	6	4	2	0.0	0.0	0

FIELD GOALS	FGM/FGA	PERCENT	RESULTS
Brandon McManus	0-1	0.0	64SH
TOTAL	0-1	0.0	

GREEN BAY, Wis. (AP) — Jalen Hurts threw a 36-yard pass to DeVonta Smith for Philadelphia's only touchdown as the Eagles' defense led the way to a 10-7 victory over the Green Bay Packers on Monday night. Brandon McManus' attempt at a game-tying, 64-yard FG as time expired fell several yards short. Philadelphia led 3-0 and faced third-and-7 from its own 23 when Saquon Barkley caught a pass 5 yards behind the line of scrimmage and burst up-field for a 41-yard gain. On the next play, Smith made a leaping catch in the end zone, giving the Eagles a 10-0 lead with 10:35 remaining. Green Bay cut Philadelphia's advantage to 10-7 on Josh Jacobs' 6-yard TD run with 5:49 left. The Packers got the ball back at their own 10 with 2:18 and two timeouts remaining, but that drive ended when Jacobs fumbled while getting stopped for a 4-yard loss on fourth-and-1. Green Bay had one last chance with 27 seconds left from its own 36. An 18-yard completion to Bo Melton got the Packers beyond midfield, but McManus couldn't convert what would have been the longest field goal in team history. This was the first NFL game to be scoreless at halftime since Dec. 10, 2023. Philadelphia finally broke through when Jake Elliott's 39-yard FG capped the Eagles' opening series of the second half. Green Bay's Edgerin Cooper knocked the ball away from Hurts at the end of an 11-yard run on Philadelphia's opening series. The Packers had second-and-10 at Philadelphia's 27 in the final minute of the second quarter when Love lost the ball while getting sacked by Nakobe Dean. The fumble was recovered by Jaelan Phillips.

Team Statistics

First Downs	13
3rd-Down Eff. (Made/Att/Pct)	7/16/44%
4th-Down Eff. (Made/Att/Pct)	0/2/0%
Total Net Yards	294
Total Plays	60
Yards Per Play	4.9
Rushes/Net Yards	34/111
Net Passing	183
Pass Attempts/Completions	26/15
Had Intercepted	0
Sacked/Yards Lost	0/0
Punts/Average	5/47.6
Penalties/Yards	7/61
Fumbles/Lost	1/1
Possession Time	32:05

Eagles Packers

13	18
7/16/44%	5/13/38%
0/2/0%	1/3/33%
294	261
60	66
4.9	4.0
34/111	27/104
183	157
26/15	36/20
0	0
0/0	3/19
5/47.6	5/47.8
7/61	4/20
1/1	3/2
32:05	27:55

GAME SUMMARIES



WEEK 11
Green Bay Packers 27, New York Giants 20
82,438 MetLife Stadium Nov 16, 2025

Green Bay Packers	0	13	6	8	—	27
New York Giants	7	6	0	7	—	20

New York Giants Starters

OFFENSE			DEFENSE		
WR	17	W. Robinson	DL	91	D. Alexander
WR	89	I. Hodgins	DL	97	D. Lawrence II
TE	84	T. Johnson	DL	95	R. Robertson-Harris
TE	82	D. Bellinger	OLB	45	T. Fox
LT	78	A. Thomas	OLB	0	B. Burns
LG	76	J. Runyan Jr.	ILB	58	B. Okereke
C	61	J. Schmitz Jr.	ILB	33	D. Flannigan-Fowles
RG	74	C. Van Raden	CB	28	C. Flett
RT	72	J. Eluemunor	CB	2	D. Banks
QB	19	J. Winston	S	8	J. Holland
RB	29	T. Tracy Jr.	S	24	D. Belton

Green Bay Packers Starters

OFFENSE			DEFENSE		
WR	87	R. Doubs	DE	52	R. Gary
WR	9	C. Watson	DT	95	D. Wyatt
LT	63	R. Walker	DT	96	C. Wooden
LG	65	A. Banks	DE	1	M. Parsons
C	75	S. Rhyan	LB	58	I. McDuffie
RG	77	J. Morgan	LB	7	Q. Walker
RT	50	Z. Tom	LB	56	E. Cooper
TE	86	J. FitzPatrick	CB	25	K. Nixon
TE	81	J. Whyte	CB	24	C. Valentine
QB	10	J. Love	S	29	X. McKinney
RB	8	J. Jacobs	S	33	E. Williams

OFFICIALS: Referee: Scott Novak (1), Umpire: Mike Morton (89), Down Judge: Brian Sakowski (112), Line Judge: Mark Stewart (75), Field Judge: Terry Brown (43), Side Judge: Don Willard (58), Back Judge: Tony Josselyn (67), Replay Official: Matt Sumstine, Replay Assistant: Brian Davies

SCORING DRIVES

TEAM	QTR	TIME	SCORING PLAY	GB	NYG
Giants	1	10:35	D. Singletary 5 yd. run (Y. Koo kick) (9-65, 4:25)	0	7
Packers	2	13:54	C. Watson 1 yd. pass from M. Willis (kick failed, wr) (12-62, 7:21)	6	7
Packers	2	07:39	E. Wilson 11 yd. run (L. Havrisik kick) (10-84, 4:48)	13	7
Giants	2	01:11	D. Singletary 2 yd. run (kick failed, wr) (11-68, 6:28)	13	13
Packers	3	11:40	J. Whyte 2 yd. pass from J. Love (kick failed, wr) (6-66, 3:20)	19	13
Giants	4	07:22	J. Winston 1 yd. run (Y. Koo kick) (15-85, 7:59)	19	20
Packers	4	04:02	C. Watson 17 yd. pass from J. Love (J. Love-E. Wilson pass) (7-65, 3:20)	27	20

GREEN BAY PACKERS

PASSING	ATT	CP	YDS	SK/YD	TD	LG	INT	RTG
Jordan Love	24	13	174	2/12	2	33	0	105.2
Malik Willis	2	2	6	0/0	1	5	0	118.8
TOTAL	26	15	180	2/12	3	33	0	117.5

RUSHING	ATT	YDS	AVG	LG	TD
Emanuel Wilson	11	40	3.6	11	1
Josh Jacobs	7	40	5.7	15	0
Bo Melton	1	17	17.0	17	0
Malik Willis	1	16	16.0	16	0
Chris Brooks	1	8	8.0	8	0
Jordan Love	2	7	3.5	4	0
TOTAL	23	128	5.6	17	1

RECEIVING	NO	YDS	AVG	LG	TD
Romeo Doubs	4	53	13.3	22	0
Christian Watson	4	46	11.5	17	2
Savion Williams	1	33	33.0	33	0
Matthew Golden	1	24	24.0	24	0
Dontayvion Wicks	1	9	9.0	9	0
Emanuel Wilson	1	9	9.0	9	0
John FitzPatrick	1	5	5.0	5	0
Josh Whyte	1	2	2.0	2	1
Luke Musgrave	1	-1	-1.0	-1	0
TOTAL	15	180	12.0	33	3

TOP DEFENSE	TOT	SOLO	AST	SCK	YDS	INT
Isaiah Hodgins	11	5	6	0.5	3.5	0
Keisean Nixon	8	8	0	0.0	0.0	0
Evan Williams	8	4	4	0.0	0.0	1

FIELD GOALS	FGM/FGA	PERCENT	RESULTS
No Field Goals			

NEW YORK GIANTS

PASSING	ATT	CP	YDS	SK/YD	TD	LG	INT	RTG
Jameis Winston	29	19	201	2/7	0	20	1	71.2
TOTAL	29	19	201	2/7	0	20	1	71.2

RUSHING	ATT	YDS	AVG	LG	TD
Tyrone Tracy Jr.	19	88	4.6	17	0
Devin Singletary	16	44	2.8	7	2
Jameis Winston	3	10	3.3	10	1
TOTAL	38	142	3.7	17	3

RECEIVING	NO	YDS	AVG	LG	TD
Isaiah Hodgins	5	57	11.4	20	0
Tyrone Tracy Jr.	4	51	12.8	20	0
Wan'Dale Robinson	4	36	9.0	20	0
Theo Johnson	3	36	12.0	14	0
Jalin Hyatt	2	18	9.0	14	0
Devin Singletary	1	3	3.0	3	0
TOTAL	19	201	10.6	20	0

TOP DEFENSE	TOT	SOLO	AST	SCK	YDS	INT
Bobby Okereke	7	6	1	0.0	0.0	0
Dane Belton	7	5	2	0.0	0.0	0
Brian Burns	5	3	2	2.0	12.0	0

FIELD GOALS	FGM/FGA	PERCENT	RESULTS
No Field Goals			

EAST RUTHERFORD, N.J. (AP) — Jordan Love returned from injury to throw two TD passes, Malik Willis had one of his own while filling in and the Packers ended their skid by defeating the New York Giants, 27-20, on Sunday. Love provided some heroics on the go-ahead drive in the fourth quarter, connecting with rookie Savion Williams on a 33-yard gain under pressure on third-and-10 and finding Christian Watson in the end zone with 4:02 left to take the lead. The victory came at a cost, though, with starting running back Josh Jacobs exiting early in the second quarter with a knee injury. Jacobs was ruled out just after halftime. Even without him, the Packers (6-3-1) took advantage early of an opposing run defense that ranks 31 out of the NFL's 32 teams. They had 106 of their 128 rushing yards before halftime, including Emanuel Wilson's TD run that ended the drive Willis finished while Love was sidelined. Love completed 13 of 24 passes for 174 yards and the TD throws to reserve tight end Josh Whyte and Watson. The defense that had been a strength in recent weeks allowed a first-quarter touchdown for the first time this season and could not stop Jameis Winston and the Giants from going on a 15-play, 85-yard scoring drive to go up, 20-19. Love going down the field in 3:20, finishing with the 17-yard TD to Watson, and Evan Williams intercepting Winston in the end zone with 36 seconds left allowed Green Bay to escape. The Giants (2-9) lost their fifth game in a row despite two TD runs from Devin Singletary and a QB-sneak TD by Winston.

Team Statistics

First Downs	
3rd-Down Eff. (Made/Att/Pct)	7/11/64%
4th-Down Eff. (Made/Att/Pct)	0/0/0%
Total Net Yards	296
Total Plays	51
Yards Per Play	5.8
Rushes/Net Yards	23/128
Net Passing	168
Pass Attempts/Completions	26/15
Had Intercepted	0
Sacked/Yards Lost	2/12
Punts/Average	4/48.0
Penalties/Yards	5/48
Fumbles/Lost	2/0
Possession Time	24:04

Packers

19	22
7/11/64%	7/14/50%
0/0/0%	3/4/75%
296	336
51	69
5.8	4.9
23/128	38/142
168	
26/15	29/19
0	1
2/12	2/7
4/48.0	2/45.0
5/48	6/77
2/0	1/1
24:04	35:56

Giants

National Football League Game Summary

NFL Copyright © 2025 by The National Football League. All rights reserved. This summary and play-by-play is for the express purpose of assisting media in their coverage of the game; any other use of this material is prohibited without the written permission of the National Football League.

Date: Sunday, 11/16/2025

Green Bay Packers at New York Giants

Start Time: 1:02 PM EST

at MetLife Stadium, East Rutherford, NJ

Game Day Weather

Game Weather: Mostly Cloudy

Temp: 55° F (12.8° C) Humidity: 31%, Wind: W 17 mph

Open Stadium on Field Turf Core

Officials

Referee: Novak, Scott (1)

Umpire: Morton, Mike (89)

Down Judge: Sakowski, Brian (112)

Line Judge: Stewart, Mark (75)

Field Judge: Brown, Terry (43)

Side Judge: Willard, Don (58)

Back Judge: Josselyn, Tony (67)

Replay Official: Sumstine, Matt (0)

Lineups

Green Bay Packers				New York Giants			
Offense		Defense		Offense		Defense	
WR	87 R.Doubs	DE	52 R.Gary	WR	17 W.Robinson	OLB	0 B.Burns
LT	63 R.Walker	DT	95 D.Wyatt	LT	78 A.Thomas	DL	91 D.Alexander
LG	65 A.Banks	DT	96 C.Wooden	LG	76 J.Runyan	DL	97 D.Lawrence
C	75 S.Rhyan	DE	1 M.Parsons	C	61 J.Schmitz	DT	95 R.Robertson-Harris
RG	77 J.Morgan	LB	58 I.McDuffie	RG	74 G.Van Roten	OLB	45 T.Fox
RT	50 Z.Tom	LB	7 Q.Walker	RT	72 J.Elumunor	ILB	58 B.Okereke
TE	86 J.FitzPatrick	LB	56 E.Cooper	TE	84 T.Johnson	LB	33 D.Flannigan-Fowles
WR	9 C.Watson	CB	25 K.Nixon	TE	82 D.Bellinger	CB	2 D.Banks
TE	81 J.Whyle	CB	24 C.Valentine	WR	89 I.Hodgins	CB	28 C.Flott
QB	10 J.Love	S	29 X.McKinney	QB	19 J.Winston	S	8 J.Holland
RB	8 J.Jacobs	S	33 E.Williams	RB	29 T.Tracy	S	24 D.Belton

Substitutions

WR 0 M.Golden, QB 2 M.Willis, WR 13 D.Wicks, CB 16 B.Melton, P 19 D.WheLAN, S 20 J.Bullard, RB 23 E.Wilson, S 27 K.Oladapo, RB 30 C.Brooks, K 35 L.Havrisik, CB 36 K.Hadden, S 39 Z.Anderson, LS 42 M.Orzech, DL 53 A.Mosby, LB 54 K.Welch, DL 55 K.Enagbare, LB 59 T.Hopper, T/G 70 D.Kinnard, T 71 A.Belton, WR 83 S.Williams, TE 88 L.Musgrave, DL 91 W.Brinson, DL 93 N.Stackhouse, DL 94 K.Brooks, DL 99 B.Sorrell

Substitutions

P 12 J.Gillan, WR 13 J.Hyatt, CB 22 A.Phillips, RB 26 D.Singletary, CB 31 N.Jones, S 34 B.Brade, CB 35 J.Bernard-Converse, CB 36 R.Payton, K 37 Y.Koo, CB 38 K.Black, LB 46 Z.Barnes, LB 47 N.Hewitt, OLB 51 A.Carter, OLB 52 V.Dimukeje, LS 59 C.Kreiter, OL 64 A.Stinnie, OL 65 A.Schlottmann, OL 71 M.Mbow, WR 80 G.Olszewski, WR 83 D.Cambre, TE 85 C.Manhertz, TE 86 T.Fidone, DL 94 E.Chatman, DL 98 D.Davidson

Did Not Play

C/G 62 J.Monk

Did Not Play

QB 3 R.Wilson, CB 21 P.Adebo

Not Active

K 17 B.McManus, WR 18 M.Heath, CB 21 N.Hobbs, G/T 67 D.Jennings, DL 90 L.Van Ness

Not Active

OLB 5 K.Thibodeaux, QB 6 J.Dart, WR 18 D.Slayton, S 27 T.Nubin, OL 55 J.Hudson, DL 57 C.Golston, DL 93 R.Nunez-Roches

Field Goals (made) & missed)

VISITOR:		1	2	3	4	OT	Total
HOME:	Green Bay Packers	0	13	6	8	0	27
	New York Giants	7	6	0	7	0	20

Scoring Plays

Team	Qtr	Time	Play Description (Extra Point) (Drive Info)	Visitor	Home
Giants	1	10:35	D.Singletary 5 yd. run (Y.Koo kick) (9-65, 4:25)	0	7
Packers	2	13:54	C.Watson 1 yd. pass from M.Willis (kick failed, wr) (12-62, 7:21)	6	7
Packers	2	7:39	E.Wilson 11 yd. run (L.Havrisik kick) (10-84, 4:48)	13	7
Giants	2	1:11	D.Singletary 2 yd. run (kick failed, wl) (11-68, 6:28)	13	13
Packers	3	11:40	J.Whyle 2 yd. pass from J.Love (kick failed, wl) (6-66, 3:20)	19	13
Giants	4	7:22	J.Winston 1 yd. run (Y.Koo kick) (15-85, 7:59)	19	20
Packers	4	4:02	C.Watson 17 yd. pass from J.Love (J.Love-E.Wilson pass) (7-65, 3:20)	27	20

Paid Attendance: 82,438

Time: 3:02

Final Individual Statistics

Green Bay Packers									New York Giants										
RUSHING		ATT	YDS	AVG	LG	TD			RUSHING		ATT	YDS	AVG	LG	TD				
E.Wilson		11	40	3.6	11	1			T.Tracy		19	88	4.6	17	0				
J.Jacobs		7	40	5.7	15	0			D.Singletery		16	44	2.8	7	2				
B.Melton		1	17	17.0	17	0			J.Winston		3	10	3.3	10	1				
M.Willis		1	16	16.0	16	0													
C.Brooks		1	8	8.0	8	0													
J.Love		2	7	3.5	4	0													
Total		23	128	5.6	17	1			Total		38	142	3.7	17	3				
PASSING		ATT	CMP	YDS	SK/YD	TD	LG	IN	RT	PASSING		ATT	CMP	YDS	SK/YD	TD	LG	IN	RT
J.Love		24	13	174	2/12	2	33	0	105.2	J.Winston		29	19	201	2/7	0	20	1	71.2
M.Willis		2	2	6	0/0	1	5	0	118.8										
Total		26	15	180	2/12	3	33	0	117.5	Total		29	19	201	2/7	0	20	1	71.2
PASS RECEIVING		TAR	REC	YDS	AVG	LG	TD			PASS RECEIVING		TAR	REC	YDS	AVG	LG	TD		
R.Doubs		8	4	53	13.3	22	0			I.Hodgins		6	5	57	11.4	20	0		
C.Watson		5	4	46	11.5	17	2			T.Tracy		4	4	51	12.8	20	0		
S.Williams		1	1	33	33.0	33	0			W.Robinson		9	4	36	9.0	20	0		
M.Golden		3	1	24	24.0	24	0			T.Johnson		4	3	36	12.0	14	0		
D.Wicks		2	1	9	9.0	9	0			J.Hyatt		4	2	18	9.0	14	0		
E.Wilson		1	1	9	9.0	9	0			D.Singletery		1	1	3	3.0	3	0		
J.FitzPatrick		1	1	5	5.0	5	0			D.Bellinger		1	0	0	0.0	0	0		
J.Whyle		1	1	2	2.0	2	1												
L.Musgrave		2	1	-1	-1.0	-1	0												
J.Jacobs		1	0	0	0.0	0	0												
Total		25	15	180	12.0	33	3			Total		29	19	201	10.6	20	0		
INTERCEPTIONS		NO		YDS	AVG	LG	TD			INTERCEPTIONS		NO		YDS	AVG	LG	TD		
E.Williams		1		0	0.0	0	0												
Total		1		0	0.0	0	0			Total		0		0	0	0	0		
PUNTING		NO	YDS	AVG	NET	TB	IN20	LG	PUNTING		NO	YDS	AVG	NET	TB	IN20	LG		
D.Whelan		4	195	48.8	44.5	0	2	61	J.Gillan		2	90	45.0	45.0	0	0	46		
Total		4	195	48.8	44.5	0	2	61	Total		2	90	45.0	45.0	0	0	46		
PUNT RETURNS		NO	YDS	AVG	FC	LG	TD			PUNT RETURNS		NO	YDS	AVG	FC	LG	TD		
R.Doubs		1	0	0.0	0	0	0			G.Olszewski		2	17	8.5	0	17	0		
[DOWNED]		1	0	0.0	0	0	0			[OUT OF BOUNDS]		2	0	0.0	0	0	0		
Total		1	0	0.0	0	0	0			Total		2	17	8.5	0	17	0		
KICKOFF RETURNS		NO	YDS	AVG	FC	LG	TD			KICKOFF RETURNS		NO	YDS	AVG	FC	LG	TD		
B.Melton		2	37	18.5	0	23	0			D.Banks		4	108	27.0	0	35	0		
S.Williams		1	33	33.0	0	33	0			[TOUCHBACK]		1	0	0.0	0	0	0		
[TOUCHBACK]		1	0	0.0	0	0	0												
Total		3	70	23.3	0	33	0			Total		4	108	27.0	0	35	0		
Green Bay Packers																			
FUMBLES				FUM	LOST	OWN-REC	YDS	TD	FORCED	OPP-REC	YDS	TD	OUT-BDS						
L.Musgrave				1	0		0	0	0	0	0	0		1					
S.Rhyan				1	0		0	0	0	0	0	0		0					
J.Love				0	0		1	0	0	0	0	0		0					
M.Parsons				0	0		0	0	0	1	0	0		0					
R.Gary				0	0		0	0	0	0	1	0		0					
Total				2	0		1	0	0	1	1	0		1					
New York Giants																			
FUMBLES				FUM	LOST	OWN-REC	YDS	TD	FORCED	OPP-REC	YDS	TD	OUT-BDS						
J.Winston				1	1		0	0	0	0	0	0		0					
C.Flott				0	0		0	0	0	1	0	0		0					

Green Bay Packers vs New York Giants
11/16/2025 at MetLife Stadium

Final Individual Statistics

Total	1	1	0	0	0	1	0	0	0	0
-------	---	---	---	---	---	---	---	---	---	---

Green Bay Packers vs New York Giants
11/16/2025 at MetLife Stadium

Final Team Statistics

	Visitor Packers	Home Giants
TOTAL FIRST DOWNS	19	22
By Rushing	7	10
By Passing	11	10
By Penalty	1	2
THIRD DOWN EFFICIENCY	7-11-63.6%	7-14-50.0%
FOURTH DOWN EFFICIENCY	0-0-0.0%	3-4-75.0%
TOTAL NET YARDS	296	336
Total Offensive Plays (inc. times thrown passing)	51	69
Average gain per offensive play	5.8	4.9
NET YARDS RUSHING	128	142
Total Rushing Plays	23	38
Average gain per rushing play	5.6	3.7
Tackles for a loss-number and yards	0-0	1-1
NET YARDS PASSING	168	194
Times thrown - yards lost attempting to pass	2-12	2-7
Gross yards passing	180	201
PASS ATTEMPTS-COMPLETIONS-HAD INTERCEPTED	26-15-0	29-19-1
Avg gain per pass play (inc.# thrown passing)	6.0	6.3
KICKOFFS Number-In End Zone-Touchbacks	5-3-1	4-1-1
PUNTS Number and Average	4-48.8	2-45.0
Had Blocked	0	0
FGs - PATs Had Blocked	0-0	0-0
Net Punting Average	44.5	45.0
TOTAL RETURN YARDAGE (Not Including Kickoffs)	0	17
No. and Yards Punt Returns	1-0	2-17
No. and Yards Kickoff Returns	3-70	4-108
No. and Yards Interception Returns	1-0	0-0
PENALTIES Number and Yards	5-48	6-77
FUMBLES Number and Lost	2-0	1-1
TOUCHDOWNS	4	3
Rushing	1	3
Passing	3	0
EXTRA POINTS Made-Attempts	2-4	2-3
Kicking Made-Attempts	1-3	2-3
Passing Made-Attempts	1-1	0-0
FIELD GOALS Made-Attempts	0-0	0-0
RED ZONE EFFICIENCY	4-4-100%	3-5-60%
GOAL TO GO EFFICIENCY	2-2-100%	3-3-100%
SAFETIES	0	0
FINAL SCORE	27	20
TIME OF POSSESSION	24:04	35:56

Green Bay Packers vs New York Giants
11/16/2025 at MetLife Stadium

Ball Possession And Drive Chart

Green Bay Packers												
#	Time Recd	Time Lost	Time Poss	How Ball Obtained	Drive Began	# Play	Yds Gain	Yds Pen	Net Yds	1st Down	Last Scrm	How Given Up
1	10:35	8:10	2:25	Kickoff	GB 25	6	21	5	26	2	NYG 49	Punt
2	6:15	13:54	7:21	Punt	GB 38	12	72	-10	62	5	* NYG 1	Touchdown
3	12:27	7:39	4:48	Punt	GB 16	10	84	0	84	5	* NYG 11	Touchdown
4	1:11	0:20	0:51	Kickoff	GB 28	4	4	0	4	1	GB 32	Punt
5	15:00	11:40	3:20	Kickoff	GB 34	6	31	35	66	3	* NYG 2	Touchdown
6	1:54	0:21	1:33	Downs	GB 17	3	8	0	8	0	GB 25	Punt
7	7:22	4:02	3:20	Kickoff	GB 35	7	75	-10	65	3	* NYG 17	Touchdown
8	0:36	0:10	0:26	Interception	GB 20	3	1	0	1	0	GB 21	Punt

(213) Average GB 27

New York Giants												
#	Time Recd	Time Lost	Time Poss	How Ball Obtained	Drive Began	# Play	Yds Gain	Yds Pen	Net Yds	1st Down	Last Scrm	How Given Up
1	15:00	10:35	4:25	Kickoff	NYG 35	9	65	0	65	4	* GB 5	Touchdown
2	8:10	6:15	1:55	Punt	NYG 15	3	8	-7	1	0	NYG 16	Punt
3	13:54	12:27	1:27	Kickoff	NYG 23	3	7	0	7	0	NYG 30	Punt
4	7:39	1:11	6:28	Kickoff	NYG 32	11	59	9	68	5	* GB 2	Touchdown
5	0:20	0:00	0:20	Punt	NYG 28	1	-1	0	-1	0	NYG 28	End of Half
6	11:40	1:54	9:46	Kickoff	NYG 27	16	56	0	56	4	* GB 10	Downs
7	0:21	7:22	7:59	Punt	NYG 15	15	91	-6	85	6	* GB 1	Touchdown
8	4:02	0:36	3:26	Kickoff	NYG 35	10	51	0	51	3	* GB 14	Interception
9	0:10	0:00	0:10	Punt	NYG 35	1	0	0	0	0	NYG 35	Fumble

(245) Average NYG 27

* inside opponent's 20

Time of Possession by Quarter		1st	2nd	3rd	4th	OT	Total
Visitor	Green Bay Packers	8:40	6:45	4:53	3:46		24:04
Home	New York Giants	6:20	8:15	10:07	11:14		35:56
Kickoff Drive No.-Start Average		Packers: 4 - GB 30			Giants: 5 - NYG 30		

Green Bay Packers vs New York Giants
11/16/2025 at MetLife Stadium

Final Defensive Statistics

Green Bay Packers	Regular Defensive Plays											Special Teams					Misc			
	TKL	AST	COMB	SK	/ YDS	TFL	Q	IN	PD	FF	FR	TKL	AST	FF	FR	BL	TKL	AST	FF	FR
I.McDuffie	5	6	11	0	0.5	3.5	0	1	0	0	0	0	0	0	0	0	0	0	0	0
K.Nixon	8	0	8	0	0	0	0	0	2	0	0	0	0	0	0	0	0	0	0	0
E.Williams	4	4	8	0	0	0	0	1	1	0	0	1	0	0	0	0	0	0	0	0
Q.Walker	1	6	7	0	0	0	0	0	0	0	0	0	0	0	0	0	0	0	0	0
E.Cooper	3	3	6	0	0	1	0	0	0	0	0	0	0	0	0	0	0	0	0	0
M.Parsons	1	5	6	1.5	3.5	0	3	0	0	1	0	0	0	0	0	0	0	0	0	0
J.Bullard	3	2	5	0	0	0	0	0	1	0	0	0	0	0	0	0	0	0	0	0
X.McKinney	2	3	5	0	0	0	0	0	1	0	0	0	0	0	0	0	0	0	0	0
C.Wooden	2	2	4	0	0	0	0	0	0	0	0	0	0	0	0	0	0	0	0	0
R.Gary	2	1	3	0	0	0	0	0	0	0	1	0	0	0	0	0	0	0	0	0
D.Wyatt	1	2	3	0	0	0	0	0	0	0	0	0	0	0	0	0	0	0	0	0
C.Valentine	2	0	2	0	0	0	0	0	0	0	0	0	0	0	0	0	0	0	0	0
K.Brooks	1	1	2	0	0	0	0	0	0	0	0	0	0	0	0	0	0	0	0	0
K.Enagbare	0	2	2	0	0	0	1	0	0	0	0	0	0	0	0	0	0	0	0	0
W.Brinson	1	0	1	0	0	0	0	0	0	0	0	0	0	0	0	0	0	0	0	0
T.Hopper	1	0	1	0	0	0	0	0	0	0	0	0	0	0	0	0	0	0	0	0
B.Sorrell	0	1	1	0	0	0	0	0	0	0	0	0	0	0	0	0	0	0	0	0
A.Mosby	0	0	0	0	0	0	0	0	0	0	0	2	0	0	0	0	0	0	0	0
M.Orzech	0	0	0	0	0	0	0	0	0	0	0	1	1	0	0	0	0	0	0	0
B.Melton	0	0	0	0	0	0	0	0	0	0	0	0	1	0	0	0	0	0	0	0
C.Brooks	0	0	0	0	0	0	0	0	0	0	0	0	1	0	0	0	0	0	0	0
Z.Anderson	0	0	0	0	0	0	0	0	0	0	0	0	1	0	0	0	0	0	0	0
J.Love	0	0	0	0	0	0	0	0	0	0	0	0	0	0	0	0	0	0	0	1
Total	37	38	75	2	7	1	5	1	5	1	1	4	4	0	0	0	0	0	0	1

TKL = Tackle AST = Assist COMB = Combined QH=QB Hit IN = Interception PD = Pass Defense FF = Forced Fumble FR = Fumble Recovery

New York Giants	Regular Defensive Plays											Special Teams					Misc			
	TKL	AST	COMB	SK	/ YDS	TFL	QH	IN	PD	FF	FR	TKL	AST	FF	FR	BL	TKL	AST	FF	FR
B.Okereke	6	1	7	0		0	0	0	0	0	0	0	0	0	0	0	0	0	0	0
D.Belton	5	2	7	0		0	0	0	0	0	0	0	0	0	0	0	0	0	0	0
B.Burns	3	2	5	2	12	2	4	0	1	0	0	0	0	0	0	0	0	0	0	0
D.Flannigan-Fowles	3	2	5	0		0	0	0	1	0	0	0	0	0	0	0	0	0	0	0
J.Holland	3	2	5	0		0	0	0	0	0	0	0	0	0	0	0	0	0	0	0
C.Flott	3	0	3	0		0	0	0	1	1	0	0	0	0	0	0	0	0	0	0
R.Robertson-Harris	2	0	2	0		0	0	1	0	0	0	0	0	0	0	0	0	0	0	0
D.Alexander	0	2	2	0		0	0	0	0	0	0	0	0	0	0	0	0	0	0	0
D.Lawrence	1	0	1	0		0	0	2	0	0	0	0	0	0	0	0	0	0	0	0
A.Carter	1	0	1	0		0	0	1	0	0	0	0	0	0	0	0	0	0	0	0
D.Banks	1	0	1	0		0	0	0	1	0	0	0	0	0	0	0	0	0	0	0
K.Black	1	0	1	0		0	0	0	0	0	0	0	0	0	0	0	0	0	0	0
E.Chatman	0	1	1	0		0	0	0	0	0	0	0	0	0	0	0	0	0	0	0
A.Phillips	0	1	1	0		0	0	0	0	0	0	0	0	0	0	0	0	0	0	0
N.Jones	0	0	0	0		0	0	0	1	0	0	0	0	0	0	0	0	0	0	0
D.Cambre	0	0	0	0		0	0	0	0	0	0	1	1	0	0	0	0	0	0	0
Z.Barnes	0	0	0	0		0	0	0	0	0	0	1	1	0	0	0	0	0	0	0
T.Fox	0	0	0	0		0	0	0	0	0	0	1	0	0	0	0	0	0	0	0
Total	29	13	42	2	12	2	8	0	5	1	0	3	2	0	0	0	0	0	0	0

Green Bay Packers vs New York Giants
11/16/2025 at MetLife Stadium

First Half Summary

PERIOD SCORES			TIME OF POSSESSION		
Packers	0	13 = 13	Packers	15:25	
Giants	7	6 = 13	Giants	14:35	

Scoring Plays

Team	Qtr	Time	Play Description (Extra Point) (Drive Info)	Visitor	Home
Giants	1	10:35	D.Singletary 5 yd. run (Y.Koo kick) (9-65, 4:25)	0	7
Packers	2	13:54	C.Watson 1 yd. pass from M.Willis (kick failed, wr) (12-62, 7:21)	6	7
Packers	2	7:39	E.Wilson 11 yd. run (L.Havrisik kick) (10-84, 4:48)	13	7
Giants	2	1:11	D.Singletary 2 yd. run (kick failed, wl) (11-68, 6:28)	13	13

TOTAL FIRST DOWNS			Green Bay Packers	New York Giants
First Downs Rushing-Passing-by Penalty			13	9
			6 - 7 - 0	4 - 4 - 1
THIRD DOWN EFFICIENCY			5-7-71.4%	3-5-60.0%
TOTAL NET YARDS			181	138
Total Offensive Plays			32	27
NET YARDS RUSHING			106	52
NET YARDS PASSING			75	86
Gross Yards Passing			81	86
Times thrown-yards lost attempting to pass			1-6	0-0
Pass Attempts-Completions-Had Intercepted			15 - 8 - 0	11 - 8 - 0
Punts-Number and Average			2 - 37.0	2 - 45.0
Penalties-Number and Yards			3 - 34	4 - 32
Fumbles-Number and Lost			2 - 0	0 - 0
Red Zone Efficiency			2-2-100%	2-2-100%
Average Drive Start			GB 27	NYG 27

Green Bay Packers										New York Giants													
RUSHING		ATT	YDS	AVG	LG	TD	RUSHING		ATT	YDS	AVG	LG	TD	RUSHING		ATT	YDS	AVG	LG	TD			
J.Jacobs		7	40	5.7	15	0	T.Tracy		8	27	3.4	8	0	T.Tracy		8	27	3.4	8	0			
E.Wilson		4	18	4.5	11	1	D.Singletary		6	16	2.7	5	2	W.Robinson		4	2	26	13.0	20			
B.Melton		1	17	17.0	17	0	J.Winston		2	9	4.5	10	0	T.Tracy		2	2	24	12.0	20			
M.Willis		1	16	16.0	16	0								J.Hyatt		1	1	4	4.0	4			
C.Brooks		1	8	8.0	8	0								T.Johnson		1	0	0	0.0	0			
J.Love		2	7	3.5	4	0																	
Total		16	106	6.6	17	1	Total		16	52	3.3	10	2	Total		11	8	86	10.8	20			
PASSING		ATT	CMP	YDS	SK/YD	TD	LG	IN	RT	PASSING		ATT	CMP	YDS	SK/YD	TD	LG	IN	RT				
J.Love		13	6	75	1/6	0	24	0	64.6	J.Winston		11	8	86	0/0	0	20	0	95.3				
M.Willis		2	2	6	0/0	1	5	0	118.8														
Total		15	8	81	1/6	1	24	0	91.2	Total		11	8	86	0/0	0	20	0	95.3				
PASS RECEIVING		TAR	REC	YDS	AVG	LG	TD	PASS RECEIVING		TAR	REC	YDS	AVG	LG	TD	PASS RECEIVING		TAR	REC	YDS	AVG	LG	TD
R.Doubs		6	3	40	13.3	22	0	I.Hodgins		3	3	32	10.7	20	0	I.Hodgins		3	3	32	10.7	20	0
C.Watson		2	2	13	6.5	12	1	W.Robinson		4	2	26	13.0	20	0	W.Robinson		4	2	26	13.0	20	0
M.Golden		1	1	24	24.0	24	0	T.Tracy		2	2	24	12.0	20	0	T.Tracy		2	2	24	12.0	20	0
J.FitzPatrick		1	1	5	5.0	5	0	J.Hyatt		1	1	4	4.0	4	0	J.Hyatt		1	1	4	4.0	4	0
L.Musgrave		2	1	-1	-1.0	-1	0	T.Johnson		1	0	0	0.0	0	0	T.Johnson		1	0	0	0.0	0	0
J.Jacobs		1	0	0	0.0	0	0																
D.Wicks		1	0	0	0.0	0	0																
Total		14	8	81	10.1	24	1	Total		11	8	86	10.8	20	0	Total		11	8	86	10.8	20	0

Green Bay Packers	Regular Defensive Plays	Special Teams	Misc
-------------------	-------------------------	---------------	------

First Half Summary

[illegible]

Play By Play

First Quarter

11/16/2025

NYG wins toss, elects to Receive, and GB elects to defend the North goal.

** Injury Update: NYG-P.Adebo is Out of the game.

L.Havrisik kicks 65 yards from GB 35 to NYG 0. D.Banks to NYG 35 for 35 yards (E.Williams).

New York Giants at 15:00, (1st play from scrimmage 14:54)

1-10-NYG 35	(14:54) T.Tracy right end to NYG 36 for 1 yard (M.Parsons; I.McDuffie).	
2-9-NYG 36	(14:25) (No Huddle) T.Tracy up the middle to NYG 40 for 4 yards (M.Parsons; D.Wyatt).	
3-5-NYG 40	(13:45) (No Huddle, Shotgun) J.Winston pass deep right to W.Robinson to GB 40 for 20 yards (E.Williams).	P1
<u>1-10-GB 40</u>	(13:07) (No Huddle, Shotgun) J.Winston pass short right to T.Tracy to GB 36 for 4 yards (E.Cooper; X.McKinney).	
2-6-GB 36	(12:36) (No Huddle, Shotgun) T.Tracy up the middle to GB 28 for 8 yards (Q.Walker; K.Brooks).	R2
<u>1-10-GB 28</u>	(11:57) (Shotgun) J.Winston pass incomplete short left to T.Johnson.	
2-10-GB 28	(11:53) (Shotgun) J.Winston pass short middle to I.Hodgins to GB 8 for 20 yards (X.McKinney).	P3
<u>1-8-GB 8</u>	(11:14) D.Singletary up the middle to GB 5 for 3 yards (K.Enagbare; E.Cooper).	
2-5-GB 5	(10:40) (No Huddle, Shotgun) D.Singletary right guard for 5 yards, TOUCHDOWN.	R4
Y.Koo extra point is GOOD, Center-C.Kreiter, Holder-J.Gillan.		

Timeout at 10:35.

GB 0 NYG 7, 9 plays, 65 yards, 4:25 drive, 4:25 elapsed

Y.Koo kicks 54 yards from NYG 35 to GB 11. B.Melton to GB 25 for 14 yards (D.Cambre).

Green Bay Packers at 10:35, (1st play from scrimmage 10:28)

1-10-GB 25	(10:28) <i>PENALTY on NYG-D.Lawrence, Encroachment, 5 yards, enforced at GB 25 - No Play.</i>	
1-5-GB 30	(10:28) (Shotgun) J.Jacobs left guard to GB 37 for 7 yards (B.Okereke).	R1
<u>1-10-GB 37</u>	(9:49) J.Love pass incomplete short right to J.Jacobs (B.Burns).	
2-10-GB 37	(9:43) (Shotgun) J.Jacobs right end ran ob at NYG 48 for 15 yards (J.Holland). New York Giants challenged the first down ruling, and the play was Upheld. The ruling on the field stands. (Timeout #1.)	R2
<u>1-10-NYG 48</u>	(9:12) J.Love pass incomplete deep right.	
2-10-NYG 48	(9:06) (Shotgun) J.Love pass short left to L.Musgrave to NYG 47 for 1 yard (C.Flott). FUMBLES (C.Flott), touched at NYG 49, ball out of bounds at NYG 49.	
3-11-NYG 49	(8:27) (Shotgun) J.Love pass incomplete deep right to R.Doubs.	
4-11-NYG 49	(8:20) D.WheLAN punts 34 yards to NYG 15, Center-M.Orzech. G.Olszewski to NYG 15 for no gain (M.Orzech; B.Melton).	

Timeout at 08:10.

New York Giants at 8:10

1-10-NYG 15	(8:10) D.Singletary left guard to NYG 21 for 6 yards (I.McDuffie; Q.Walker). <i>PENALTY on NYG-J.Runyan, Offensive Holding, 7 yards, enforced at NYG 15 - No Play.</i> <i>Penalty on NYG-I.Hodgins, Illegal Block Above the Waist, declined.</i>	
1-17-NYG 8	(7:44) D.Singletary left guard to NYG 12 for 4 yards (R.Gary).	
2-13-NYG 12	(7:09) (No Huddle, Shotgun) J.Winston pass short middle to J.Hyatt to NYG 16 for 4 yards (Q.Walker).	
3-9-NYG 16	(6:31) (No Huddle, Shotgun) J.Winston pass incomplete short left to W.Robinson.	
4-9-NYG 16	(6:26) J.Gillan punts 46 yards to GB 38, Center-C.Kreiter, downed by NYG-R.Payton.	

Timeout at 06:15.

Green Bay Packers at 6:15

1-10-GB 38	(6:15) J.Jacobs left end to GB 44 for 6 yards (R.Robertson-Harris).	
2-4-GB 44	(5:34) (Shotgun) J.Love right guard to GB 47 for 3 yards (D.Belton).	
3-1-GB 47	(4:56) (Shotgun) J.Jacobs left tackle to GB 49 for 2 yards (D.Flannigan-Fowles).	R3
<u>1-10-GB 49</u>	(4:12) (Shotgun) B.Melton right end to NYG 34 for 17 yards (J.Holland).	R4
<u>1-10-NYG 34</u>	(3:26) D.Kinnard reported in as eligible. J.Love pass incomplete short left to J.FitzPatrick. <i>PENALTY on GB-R.Walker, Offensive Holding, 10 yards, enforced at NYG 34 - No Play.</i>	
1-20-NYG 44	(3:20) (Shotgun) J.Love scrambles right end to NYG 40 for 4 yards (D.Flannigan-Fowles). GB-J.Love was injured during the play. Timeout #1 by GB at 02:34.	
2-16-NYG 40	(2:34) 2-M.Willis in at QB. (Shotgun) C.Brooks right tackle to NYG 32 for 8 yards (D.Banks).	
3-8-NYG 32	(1:53) (Shotgun) M.Willis right end pushed ob at NYG 16 for 16 yards (B.Okereke).	R5
<u>1-10-NYG 16</u>	(1:12) J.Jacobs up the middle to NYG 10 for 6 yards (B.Okereke; D.Flannigan-Fowles).	
2-4-NYG 10	(:40) D.Kinnard reported in as eligible. M.Willis pass short left to J.FitzPatrick to NYG 5 for 5 yards (D.Belton).	P6

Green Bay Packers vs New York Giants at MetLife Stadium

END OF QUARTER

	Score	Time Poss	First Downs				Efficiencies	
			R	P	X	T	3 Down	4 Down
Green Bay Packers	0	8:40	5	1	0	6	2/3	0/0
New York Giants	7	6:20	2	2	0	4	1/2	0/0

Second Quarter

11/16/2025

Play By Play

Green Bay Packers continued.

	** Injury Update: GB-J.Love return is Questionable.		
1-5-NYG 5	(15:00) D.Kinnard reported in as eligible. J.Jacobs up the middle to NYG 1 for 4 yards (D.Belton; J.Holland).		
2-1-NYG 1	(14:37) (No Huddle) D.Kinnard reported in as eligible. J.Jacobs left end to NYG 1 for no gain (B.Okereke, D.Belton).		
3-1-NYG 1	(14:00) D.Kinnard reported in as eligible. M.Willis pass short middle to C.Watson for 1 yard, TOUCHDOWN [B.Burns].		P7
L.Havrisik extra point is No Good, Wide Right, Center-M.Orzech, Holder-D.Whelan.			

Timeout at 13:54.

** Injury Update: GB-J.Jacobs return is Questionable.

GB 6 NYG 7, 12 plays, 62 yards, 7:21 drive, 1:06 elapsed	
L.Havrisik kicks 62 yards from GB 35 to NYG 3. D.Banks to NYG 23 for 20 yards (A.Mosby). GB-A.Mosby was injured during the play.	

Timeout at 13:49.

New York Giants at 13:54, (1st play from scrimmage 13:49)

1-10-NYG 23	(13:49) (Shotgun) T.Tracy left tackle to NYG 24 for 1 yard (E.Williams; C.Wooden).	
2-9-NYG 24	(13:19) (No Huddle, Shotgun) J.Winston pass short right to W.Robinson to NYG 30 for 6 yards (I.McDuffie).	
3-3-NYG 30	(12:45) (Shotgun) J.Winston pass incomplete short right to W.Robinson (X.McKinney).	
4-3-NYG 30	(12:37) J.Gillan punts 44 yards to GB 26, Center-C.Kreiter. R.Doubs to GB 39 for 13 yards (Z.Barnes).	
PENALTY on GB-K.Enagbare, Offensive Holding, 10 yards, enforced at GB 26.		

Timeout at 12:27.

Green Bay Packers at 12:27

1-10-GB 16	(12:27) (Shotgun) E.Wilson right guard to GB 19 for 3 yards (B.Okereke). ** Injury Update: GB-J.Love has returned to the game.	
2-7-GB 19	(11:55) J.Love pass incomplete short left to R.Doubs.	
3-7-GB 19	(11:49) (Shotgun) J.Love pass short middle to C.Watson to GB 31 for 12 yards (D.Belton).	P8
<u>1-10-GB 31</u>	(11:03) J.Love pass deep left to M.Golden ran ob at NYG 45 for 24 yards.	P9
<u>1-10-NYG 45</u>	(10:24) E.Wilson left tackle to NYG 43 for 2 yards (A.Carter).	
2-8-NYG 43	(9:40) (Shotgun) J.Love pass incomplete short left to D.Wicks.	
3-8-NYG 43	(9:36) (Shotgun) J.Love pass short left to R.Doubs pushed ob at NYG 35 for 8 yards (K.Black). NYG-K.Black was injured during the play.	P10
<u>1-10-NYG 35</u>	(9:04) (Shotgun) E.Wilson left tackle to NYG 33 for 2 yards (B.Burns; E.Chatman).	
2-8-NYG 33	(8:27) J.Love pass short right to R.Doubs ran ob at NYG 11 for 22 yards (D.Belton).	P11
<u>1-10-NYG 11</u>	(7:43) E.Wilson right guard for 11 yards, TOUCHDOWN.	R12
** Injury Update: NYG-K.Black return is Questionable.		
L.Havrisik extra point is GOOD, Center-M.Orzech, Holder-D.Whelan.		

Timeout at 07:39.

GB 13 NYG 7, 10 plays, 84 yards, 4:48 drive, 7:21 elapsed	
L.Havrisik kicks 65 yards from GB 35 to NYG 0. D.Banks to NYG 32 for 32 yards (C.Brooks; Z.Anderson). ** Injury Update: GB-A.Mosby has returned to the game.	

New York Giants at 7:39, (1st play from scrimmage 7:33)

1-10-NYG 32	(7:33) T.Tracy left guard to NYG 35 for 3 yards (Q.Walker; E.Cooper).	
2-7-NYG 35	(6:58) T.Tracy left tackle to NYG 35 for no gain (K.Brooks). GB-K.Brooks was injured during the play.	
3-7-NYG 35	(6:22) (Shotgun) PENALTY on NYG-J.Eluemunor, False Start, 5 yards, enforced at NYG 35 - No Play.	
3-12-NYG 30	(6:02) (Shotgun) J.Winston pass short left to T.Tracy to 50 for 20 yards (Q.Walker; E.Williams).	P5
<u>1-10-50</u>	(5:21) (Shotgun) T.Tracy left guard to GB 45 for 5 yards (J.Bullard).	
2-5-GB 45	(4:48) (Shotgun) J.Winston pass short left to I.Hodgins to GB 37 for 8 yards (C.Valentine).	P6
<u>1-10-GB 37</u>	(4:24) (No Huddle) T.Tracy right tackle to GB 32 for 5 yards (Q.Walker; J.Bullard).	
2-5-GB 32	(3:42) (No Huddle, Shotgun) J.Winston pass short right to I.Hodgins to GB 28 for 4 yards (K.Nixon).	
3-1-GB 28	(2:58) J.Winston up the middle to GB 18 for 10 yards (J.Bullard; Q.Walker).	R7
<u>1-10-GB 18</u>	(2:20) D.Singletery left guard to GB 15 for 3 yards (W.Brinson).	

Two-Minute Warning

2-7-GB 15	(2:00) J.Winston pass incomplete short left to T.Johnson [C.Wooden].	
PENALTY on GB-I.McDuffie, Defensive Pass Interference, 14 yards, enforced at GB 15 - No Play.		X8
<u>1-1-GB 1</u>	(1:55) E.Chatman reported in as eligible. D.Singletery left end to GB 2 for -1 yards (E.Cooper, I.McDuffie). ** Injury Update: GB-K.Brooks has returned to the game.	
2-2-GB 2	(1:15) E.Chatman reported in as eligible. D.Singletery left tackle for 2 yards, TOUCHDOWN.	R9

Green Bay Packers vs New York Giants at MetLife Stadium

Y.Koo extra point is GOOD, Center-C.Kreiter, Holder-J.Gillan.

PENALTY on NYG-A.Schlottmann, Chop Block, 15 yards, enforced at GB 15 - No Play.

Y.Koo extra point is No Good, Wide Left, Center-C.Kreiter, Holder-J.Gillan.

GB 13 NYG 13, 11 plays, 68 yards, 1 penalty, 6:28 drive, 13:49 elapsed

Y.Koo kicks 60 yards from NYG 35 to GB 5. B.Melton pushed ob at GB 28 for 23 yards (T.Fox). ** Injury Update: NYG-K.Black has returned to the game.

Green Bay Packers at 1:11, (1st play from scrimmage 1:05)

1-10-GB 28	(1:05) (Shotgun) J.Love pass short middle to R.Doubs to GB 38 for 10 yards (J.Holland) [A.Carter].	P13
1-10-GB 38	(:42) (No Huddle, Shotgun) J.Love pass incomplete short middle to R.Doubs (D.Banks) [D.Lawrence]. GB-R.Doubs was injured during the play. Timeout #2 by GB at 00:38.	
2-10-GB 38	(:38) (Shotgun) S.Rhyan to GB 33 for -5 yards. FUMBLES, recovered by GB-J.Love at GB 33. J.Love pass short right to L.Musgrave to GB 40 for 2 yards (D.Flannigan-Fowles). FUMBLES (D.Flannigan-Fowles), RECOVERED by NYG-D.Flannigan-Fowles at GB 41. The Replay Official reviewed the pass completion ruling, and the play was REVERSED. (Shotgun) S.Rhyan to GB 33 for -5 yards. FUMBLES, recovered by GB-J.Love at GB 33. J.Love pass incomplete short right to L.Musgrave (D.Flannigan-Fowles).	
3-10-GB 38	(:33) (Shotgun) J.Love sacked at GB 32 for -6 yards (B.Burns). Timeout #2 by NYG at 00:25.	
4-16-GB 32	(:25) D.Whelan punts 40 yards to NYG 28, Center-M.Orzech, out of bounds.	

New York Giants at 0:20

1-10-NYG 28	(:20) J.Winston kneels to NYG 27 for -1 yards.
-------------	--

END OF QUARTER

	Score	Time Poss	First Downs					Efficiencies	
			R	P	X	T	3 Down	4 Down	
Green Bay Packers	13	6:45	1	6	0	7	3/4	0/0	
New York Giants	13	8:15	2	2	1	5	2/3	0/0	

Play By Play

Third Quarter

11/16/2025

GB elects to Receive, and NYG elects to defend the North goal.

** Injury Update: GB-J.Jacobs is Out of the game.

Y.Koo kicks 64 yards from NYG 35 to GB 1. S.Williams to GB 34 for 33 yards (Z.Barnes; D.Cambre).

Green Bay Packers at 15:00, (1st play from scrimmage 14:51)

1-10-GB 34	(14:51) J.Love pass incomplete short right to M.Golden [D.Lawrence]. GB-Z.Tom was injured during the play. ** Injury Update: GB-R.Doubs has returned to the game.	
2-10-GB 34	(14:45) (Shotgun) J.Love pass short right to D.Wicks to GB 43 for 9 yards (A.Phillips; J.Holland).	
3-1-GB 43	(13:56) J.Love pass short right to C.Watson pushed ob at NYG 41 for 16 yards (C.Flott).	P14
<u>1-10-NYG 41</u>	(13:16) E.Wilson left end to NYG 38 for 3 yards (R.Robertson-Harris).	
2-7-NYG 38	(12:32) (Shotgun) J.Love pass incomplete deep left to M.Golden. ** Injury Update: GB-Z.Tom has returned to the game. <i>PENALTY on NYG-D.Belton, Defensive Pass Interference, 35 yards, enforced at NYG 38 - No Play.</i>	X15
<u>1-3-NYG 3</u>	(12:25) E.Wilson right guard to NYG 2 for 1 yard (B.Okerere).	
2-2-NYG 2	(11:44) J.Love pass short right to J.Whye for 2 yards, TOUCHDOWN. L.Havrisik extra point is No Good, Wide Left, Center-M.Orzech, Holder-D.Whelan.	P16

Timeout at 11:40.

GB 19 NYG 13, 6 plays, 66 yards, 1 penalty, 3:20 drive, 3:20 elapsed

L.Havrisik kicks 59 yards from GB 35 to NYG 6. D.Banks to NYG 27 for 21 yards (A.Mosby).

New York Giants at 11:40, (1st play from scrimmage 11:35)

1-10-NYG 27	(11:35) T.Tracy left guard to NYG 30 for 3 yards (D.Wyatt).	
2-7-NYG 30	(10:53) (No Huddle) T.Tracy left tackle to NYG 36 for 6 yards (E.Williams).	
3-1-NYG 36	(10:15) D.Singletary right guard to NYG 36 for no gain (R.Gary).	
4-1-NYG 36	(9:34) (Shotgun) Direct snap to D.Singletary. D.Singletary left guard to NYG 38 for 2 yards (I.McDuffie; D.Wyatt).	R10
<u>1-10-NYG 38</u>	(8:48) D.Singletary up the middle to NYG 42 for 4 yards (E.Williams; M.Parsons).	
2-6-NYG 42	(8:06) (Shotgun) J.Winston pass short left to D.Bellinger to NYG 45 for 3 yards (C.Valentine). Green Bay challenged the pass completion ruling, and the play was REVERSED. (Shotgun) J.Winston pass incomplete short left to D.Bellinger.	
3-6-NYG 42	(8:02) (Shotgun) D.Singletary up the middle to NYG 45 for 3 yards (E.Williams).	
4-3-NYG 45	(7:24) (Shotgun) J.Winston pass short right to I.Hodgins to GB 43 for 12 yards (K.Nixon) [M.Parsons].	P11
<u>1-10-GB 43</u>	(6:46) (No Huddle) T.Tracy up the middle to GB 42 for 1 yard (Q.Walker; B.Sorrell). GB-Q.Walker was injured during the play.	
2-9-GB 42	(6:14) J.Winston pass short left to J.Hyatt to GB 28 for 14 yards (I.McDuffie).	P12
<u>1-10-GB 28</u>	(5:35) (No Huddle) T.Tracy left end pushed ob at GB 21 for 7 yards (C.Valentine).	
2-3-GB 21	(4:53) (No Huddle) T.Tracy right guard to GB 17 for 4 yards (K.Enagbare; C.Wooden).	R13
<u>1-10-GB 17</u>	(4:10) T.Tracy left guard to GB 14 for 3 yards (I.McDuffie).	
2-7-GB 14	(3:26) D.Singletary left tackle to GB 13 for 1 yard (K.Nixon).	
3-6-GB 13	(2:44) (Shotgun) J.Winston pass short right to D.Singletary pushed ob at GB 10 for 3 yards (K.Nixon).	
4-3-GB 10	(2:02) (Shotgun) J.Winston sacked at GB 17 for -7 yards (sack split by M.Parsons and I.McDuffie).	

Timeout at 01:54.

Green Bay Packers at 1:54

1-10-GB 17	(1:54) E.Wilson up the middle to GB 22 for 5 yards (D.Belton).	
	** Injury Update: GB-Q.Walker return is Questionable.	
2-5-GB 22	(1:15) (Shotgun) E.Wilson left guard to GB 25 for 3 yards (B.Burns; D.Alexander).	
3-2-GB 25	(:36) (Shotgun) J.Love pass incomplete deep right to C.Watson (N.Jones).	
4-2-GB 25	(:29) D.Whelan punts 60 yards to NYG 15, Center-M.Orzech, out of bounds.	

New York Giants at 0:21

1-10-NYG 15 (:21) (Shotgun) J.Winston pass short right to W.Robinson to NYG 20 for 5 yards (X.McKinney).

END OF QUARTER

	Score	Time Poss	First Downs				Efficiencies	
			R	P	X	T	3 Down	4 Down
Green Bay Packers	19	4:53	0	2	1	3	1/2	0/0
New York Giants	13	10:07	2	2	0	4	0/3	2/3

Fourth Quarter

11/16/2025

Play By Play

New York Giants continued.

2-5-NYG 20	(15:00) (Shotgun) J.Winston pass incomplete short left to W.Robinson.	
3-5-NYG 20	(14:56) (Shotgun) J.Winston pass short right to T.Tracy to NYG 40 for 20 yards (I.McDuffie).	P14
<u>1-10-NYG 40</u>	(14:17) (No Huddle, Shotgun) T.Tracy up the middle to NYG 45 for 5 yards (M.Parsons; R.Gary).	
2-5-NYG 45	(13:41) (No Huddle) T.Tracy right guard to GB 47 for 8 yards (T.Hopper).	R15
<u>1-10-GB 47</u>	(12:59) J.Winston pass incomplete deep middle to J.Hyatt.	
2-10-GB 47	(12:53) (Shotgun) D.Singletary right tackle to GB 44 for 3 yards (C.Wooden).	
3-7-GB 44	(12:17) (No Huddle, Shotgun) J.Winston pass short right to T.Johnson to GB 30 for 14 yards (E.Williams).	P16
<u>1-10-GB 30</u>	(11:39) (No Huddle, Shotgun) T.Tracy up the middle to GB 28 for 2 yards (J.Bullard).	
2-8-GB 28	(11:01) T.Tracy right tackle to GB 23 for 5 yards (K.Nixon).	
3-3-GB 23	(10:16) (Shotgun) J.Winston pass short middle to T.Tracy to GB 18 for 5 yards (N.Stackhouse).	
	<i>PENALTY on NYG-A.Thomas, Offensive Holding, 10 yards, enforced at GB 23 - No Play.</i>	
3-13-GB 33	(9:49) (Shotgun) J.Winston pass short middle to T.Johnson to GB 22 for 11 yards (J.Bullard, I.McDuffie) [K.Enagbare].	
4-2-GB 22	(9:02) (Shotgun) J.Winston pass short middle to I.Hodgins to GB 9 for 13 yards (K.Nixon).	P17
<u>1-9-GB 9</u>	(8:21) D.Singletary right tackle to GB 7 for 2 yards (X.McKinney; I.McDuffie).	
	<i>PENALTY on GB-C.Wooden, Face Mask, 4 yards, enforced at GB 7.</i>	X18
<u>1-3-GB 3</u>	(8:01) D.Singletary up the middle to GB 1 for 2 yards (C.Wooden).	
2-1-GB 1	(7:25) J.Winston up the middle for 1 yard, TOUCHDOWN.	R19
	Y.Koo extra point is GOOD, Center-C.Kreiter, Holder-J.Gillan.	

Timeout at 07:22.

GB 19 NYG 20, 15 plays, 85 yards, 1 penalty, 7:59 drive, 7:38 elapsed

Y.Koo kicks 65 yards from NYG 35 to end zone, Touchback to the GB 35.

Green Bay Packers at 7:22

1-10-GB 35	(7:22) J.Love pass short right to E.Wilson to GB 44 for 9 yards (D.Flannigan-Fowles).	
2-1-GB 44	(6:46) E.Wilson left tackle to GB 47 for 3 yards (B.Okereke).	R17
<u>1-10-GB 47</u>	(6:09) J.Love pass incomplete short left to R.Doubs (C.Flott) [R.Robertson-Harris].	
2-10-GB 47	(6:02) (Shotgun) J.Love pass incomplete deep right to M.Golden.	
3-10-GB 47	(5:56) (Shotgun) J.Love pass deep left to S.Williams to NYG 20 for 33 yards (C.Flott) [B.Burns].	P18
<u>1-10-NYG 20</u>	(5:44) (Shotgun) E.Wilson left tackle to NYG 5 for 15 yards (J.Holland).	
	<i>PENALTY on GB-J.Whyte, Offensive Holding, 10 yards, enforced at NYG 20 - No Play.</i>	
1-20-NYG 30	(4:57) (Shotgun) J.Love pass short middle to R.Doubs to NYG 17 for 13 yards (B.Burns).	
	Timeout #1 by GB at 04:07.	
2-7-NYG 17	(4:07) (Shotgun) J.Love pass deep right to C.Watson for 17 yards, TOUCHDOWN.	P19
	TWO-POINT CONVERSION ATTEMPT. J.Love pass to E.Wilson is complete. ATTEMPT SUCCEEDS.	

Timeout at 04:02.

GB 27 NYG 20, 7 plays, 65 yards, 3:20 drive, 10:58 elapsed

L.Havrisik kicks 65 yards from GB 35 to end zone, Touchback to the NYG 35.

New York Giants at 4:02

1-10-NYG 35	(4:02) (Shotgun) J.Winston pass short right to W.Robinson to NYG 40 for 5 yards (I.McDuffie).	
2-5-NYG 40	(3:37) (No Huddle, Shotgun) J.Winston pass incomplete short right to W.Robinson (K.Nixon).	
3-5-NYG 40	(3:33) (Shotgun) J.Winston pass short right to T.Johnson pushed ob at GB 49 for 11 yards (K.Nixon).	P20
<u>1-10-GB 49</u>	(3:27) (No Huddle, Shotgun) T.Tracy left guard to GB 32 for 17 yards (X.McKinney; E.Williams).	R21
<u>1-10-GB 32</u>	(2:40) (Shotgun) J.Winston pass short middle to T.Tracy to GB 25 for 7 yards (K.Nixon) [M.Parsons].	
2-3-GB 25	(2:02) (No Huddle, Shotgun) J.Winston pass incomplete short right to I.Hodgins (K.Nixon).	

Two-Minute Warning

3-3-GB 25	(1:59) (Shotgun) D.Singletary up the middle to GB 18 for 7 yards (E.Cooper).	R22
<u>1-10-GB 18</u>	(1:22) (Shotgun) J.Winston pass incomplete deep right to W.Robinson (J.Bullard).	
2-10-GB 18	(1:17) (Shotgun) D.Singletary left tackle to GB 14 for 4 yards (E.Cooper).	
3-6-GB 14	(:40) (No Huddle, Shotgun) J.Winston pass deep left intended for J.Hyatt INTERCEPTED by E.Williams at GB -5. Touchback.	

Green Bay Packers at 0:36

Green Bay Packers vs New York Giants at MetLife Stadium

1-10-GB 20	(:36) E.Wilson right guard to GB 22 for 2 yards (D.Alexander; D.Flannigan-Fowles). Timeout #1 by NYG at 00:31.
2-8-GB 22	(:31) E.Wilson up the middle to GB 27 for 5 yards (D.Lawrence). Timeout #2 by NYG at 00:26.
3-3-GB 27	(:26) D.Kinnard reported in as eligible. J.Love sacked at GB 21 for -6 yards (B.Burns). Timeout #3 by NYG at 00:21.
4-9-GB 21	(:21) D.Whelan punts 61 yards to NYG 18, Center-M.Orzech. G.Olszewski to NYG 35 for 17 yards (M.Orzech).

New York Giants at 0:10

1-10-NYG 35	(:10) J.Winston sacked at NYG 34 for -1 yards (M.Parsons). FUMBLES (M.Parsons), RECOVERED by GB-R.Gary at NYG 41.
-------------	---

END OF QUARTER

	Score	Time Poss	First Downs				Efficiencies	
			R	P	X	T	3 Down	4 Down
Green Bay Packers	27	3:46	1	2	0	3	1/2	0/0
New York Giants	20	11:14	4	4	1	9	4/6	1/1

Miscellaneous Statistics Report

Green Bay Packers vs New York Giants
11/16/2025 at MetLife Stadium

Ten Longest Plays for Green Bay Packers

Yards	Qtr	Play Start	Play Description
33	4	3-10-GB 47	(5:56) (Shotgun) J.Love pass deep left to S.Williams to NYG 20 for 33 yards (C.Flott) [B.Burns].
24	2	1-10-GB 31	(11:03) J.Love pass deep left to M.Golden ran ob at NYG 45 for 24 yards.
22	2	2-8-NYG 33	(8:27) J.Love pass short right to R.Doubs ran ob at NYG 11 for 22 yards (D.Belton).
17	1	1-10-GB 49	(4:12) (Shotgun) B.Melton right end to NYG 34 for 17 yards (J.Holland).
17	4	2-7-NYG 17	(4:07) (Shotgun) J.Love pass deep right to C.Watson for 17 yards, TOUCHDOWN.
16	1	3-8-NYG 32	(1:53) (Shotgun) M.Willis right end pushed ob at NYG 16 for 16 yards (B.Okereke).
16	3	3-1-GB 43	(13:56) J.Love pass short right to C.Watson pushed ob at NYG 41 for 16 yards (C.Flott).
15	1	2-10-GB 37	(9:43) (Shotgun) J.Jacobs right end ran ob at NYG 48 for 15 yards (J.Holland). New York Giants challenged the first down ruling, and the play was Upheld. The ruling on the field stands. (Timeout #1.)
13	4	1-20-NYG 30	(4:57) (Shotgun) J.Love pass short middle to R.Doubs to NYG 17 for 13 yards (B.Burns).
12	2	3-7-GB 19	(11:49) (Shotgun) J.Love pass short middle to C.Watson to GB 31 for 12 yards (D.Belton).

Ten Longest Plays for New York Giants

Yards	Qtr	Play Start	Play Description
20	1	3-5-NYG 40	(13:45) (No Huddle, Shotgun) J.Winston pass deep right to W.Robinson to GB 40 for 20 yards (E.Williams).
20	1	2-10-GB 28	(11:53) (Shotgun) J.Winston pass short middle to I.Hodgins to GB 8 for 20 yards (X.McKinney).
20	2	3-12-NYG 30	(6:02) (Shotgun) J.Winston pass short left to T.Tracy to 50 for 20 yards (Q.Walker; E.Williams).
20	4	3-5-NYG 20	(14:56) (Shotgun) J.Winston pass short right to T.Tracy to NYG 40 for 20 yards (I.McDuffie).
17	4	1-10-GB 49	(3:27) (No Huddle, Shotgun) T.Tracy left guard to GB 32 for 17 yards (X.McKinney; E.Williams).
14	3	2-9-GB 42	(6:14) J.Winston pass short left to J.Hyatt to GB 28 for 14 yards (I.McDuffie).
14	4	3-7-GB 44	(12:17) (No Huddle, Shotgun) J.Winston pass short right to T.Johnson to GB 30 for 14 yards (E.Williams).
13	4	4-2-GB 22	(9:02) (Shotgun) J.Winston pass short middle to I.Hodgins to GB 9 for 13 yards (K.Nixon).
12	3	4-3-NYG 45	(7:24) (Shotgun) J.Winston pass short right to I.Hodgins to GB 43 for 12 yards (K.Nixon) [M.Parsons].
11	4	3-13-GB 33	(9:49) (Shotgun) J.Winston pass short middle to T.Johnson to GB 22 for 11 yards (J.Bullard, I.McDuffie) [K.Enagbare].

Touchdown Scoring Information

		Offense	Defense	Special Teams
VISITOR	Green Bay Packers	4	0	0
HOME	New York Giants	3	0	0

Player Scoring Information

Club	Player	TD	Rush TD	Rec KO TD	Punt Int TD	Fum TD	Misc TD	FG	XP	2Pt Rush	2Pt Rec	Sfty	Points
GB	C.Watson	0	0	2	0	0	0	0	0	0	0	0	12
GB	E.Wilson	0	1	0	0	0	0	0	0	0	0	1	8
GB	J.Whyle	0	0	1	0	0	0	0	0	0	0	0	6
GB	L.Havrisik	0	0	0	0	0	0	0	1	0	0	0	1
NYG	D.Singletary	0	2	0	0	0	0	0	0	0	0	0	12
NYG	J.Winston	0	1	0	0	0	0	0	0	0	0	0	6
NYG	Y.Koo	0	0	0	0	0	0	0	2	0	0	0	2

Possession Detail

	First Half		Second Half		Game	
	Visitor	Home	Visitor	Home	Visitor	Home
Largest Lead	6	7	7	1	7	7
Drives Leading	0	2	2	0	2	2
Time of Possession Leading	0:00	3:22	1:59	0:00	1:59	3:22
Largest Deficit	-7	-6	-1	-7	-7	-7
Drives Trailing	3	1	1	4	4	5
Time of Possession Trailing	14:34	6:28	3:20	21:21	17:54	27:49
Times Score Tied Up		1		0		1
Lead Changes		2		3		5

Playtime Percentage

Percent of playtime per player on offense, defense and special teams (Unofficial)

Green Bay Packers

New York Giants

		Offense		Defense	Special Teams				Offense		Defense	Special Teams		
A. Banks	G	55	100%		3	14%	G. Van Roten	G	72	100%		4	18%	
J. Morgan	T/G	55	100%		3	14%	J. Runyan	G	72	100%		4	18%	
R. Walker	T	55	100%		3	14%	J. Schmitz	C	72	100%				
S. Rhyan	G	55	100%		3	14%	J. Winston	QB	72	100%				
Z. Tom	OL	52	95%		3	14%	J. Eluemunor	OL	72	100%				
J. Love	QB	48	87%				A. Thomas	T	72	100%				
C. Watson	WR	43	78%				W. Robinson	WR	70	97%				
R. Doubs	WR	42	76%		2	9%	T. Johnson	TE	66	92%				
E. Wilson	RB	39	71%				I. Hodgins	WR	57	79%				
J. FitzPatrick	TE	35	64%				J. Hyatt	WR	44	61%				
D. Wicks	WR	31	56%				T. Tracy	RB	37	51%				
J. Whyte	TE	20	36%		5	23%	D. Singletary	RB	35	49%				
L. Musgrave	TE	19	35%				D. Bellinger	TE	34	47%		11	50%	
M. Golden	WR	19	35%				C. Manhertz	TE	15	21%		11	50%	
J. Jacobs	RB	12	22%				E. Chatman	DL	2	3%	26	47%	1	5%
D. Kinnard	T/G	9	16%		3	14%	D. Belton	S			55	100%	9	41%
M. Willis	QB	7	13%				B. Okereke	LB			55	100%	3	14%
C. Brooks	RB	5	9%		15	68%	C. Flott	CB			55	100%		
B. Melton	CB	2	4%		10	45%	J. Holland	S			55	100%		
S. Williams	WR	2	4%		4	18%	A. Carter	LB			49	89%	4	18%
X. McKinney	S			72	100%	9	41%	D. Flannigan-Fowles	LB		48	87%		
E. Cooper	LB			71	99%	4	18%	B. Burns	LB		48	87%		
K. Nixon	CB			70	97%	4	18%	D. Lawrence	DL		41	75%		
C. Valentine	CB			70	97%			D. Banks	CB		39	71%	8	36%
E. Williams	S			66	92%	9	41%	R. Robertson-Harris	DT		36	65%	3	14%
M. Parsons	DL			61	85%			A. Phillips	CB		26	47%		
I. McDuffie	LB			53	74%	19	86%	D. Davidson	DL		19	35%	8	36%
C. Wooden	DL			48	67%	4	18%	K. Black	CB		16	29%	4	18%
J. Bullard	S			47	65%	7	32%	D. Alexander	DL		16	29%	3	14%
K. Enagbare	DL			40	56%	9	41%	T. Fox	LB		11	20%	17	77%
R. Gary	DL			39	54%			N. Jones	CB		8	15%	13	59%
Q. Walker	LB			38	53%	3	14%	V. Dimukeje	LB		2	4%	8	36%
K. Brooks	DL			37	51%	8	36%	N. Hewitt	LB				18	82%
D. Wyatt	DL			34	47%	3	14%	B. Brade	S				16	73%
N. Stackhouse	DL			14	19%			Z. Barnes	LB				15	68%
T. Hopper	LB			12	17%	16	73%	J. Bernard-Converse	CB				13	59%
B. Sorrell	DL			12	17%			R. Payton	CB				10	45%
W. Brinson	DL			6	8%	4	18%	T. Fidone	TE				10	45%
Z. Anderson	S			1	1%	15	68%	G. Olszewski	WR				9	41%
K. Oladapo	S			1	1%	10	45%	D. Cambre	WR				8	36%
A. Mosby	DL					18	82%	Y. Koo	K				8	36%
K. Welch	LB					14	64%	C. Kreiter	LS				6	27%
L. Havrisik	K					8	36%	J. Gillan	P				6	27%
M. Orzech	LS					7	32%	M. Mbow	OL				4	18%
D. Whelan	P					7	32%							

K.Hadden	CB	6	27%	A.Schlottmann	OL	4	18%
A.Belton	T	3	14%	A.Stinnie	OL	4	18%



UPDATED BIOGRAPHIES



ZAYNE
ANDERSON
39

SAFETY
BRIGHAM YOUNG

Third NFL Season | Third Packers Season



Ht: 6-2 | Wt: 206 | Born: January 3, 1997 | NFL Games Played/Started: 41/2 | Acquired: W-23 (Buf.)

- AT A GLANCE
- » Played in a career-high 16 games with two starts in 2024 and posted the first defensive stats of his career, recording seven tackles (four solo), two passes defended and an interception. Also tied for No. 2 on the team with a career-high nine special teams tackles.
 - » Claimed off waivers by the Green Bay Packers from the Buffalo Bills after the 2023 training camp, playing in 10 games and posting four special teams tackles (tied for No. 4 on the team) in '23.
 - » Originally signed as an undrafted free agent in 2021 by the Kansas City Chiefs and spent time on the Chiefs' practice squad in 2021-22, appearing in seven games and posting a tackle on special teams during the regular season.
 - » Has also played in five postseason contests (two for the Packers and three for the Chiefs), totaling two tackles on special teams and one (solo) on defense.
 - » Appeared in 50 games as a linebacker/defensive back at Brigham Young (2015-20), recording 162 tackles. Redshirted in 2018 and medically redshirted in 2019, serving as a team captain both seasons.

2025 SEASON: Has played in eight games on defense and special teams, recording seven special teams tackles (No. 5 on the team) and a fumble recovery...Was inactive (knee) for two games.

Vs. Detroit (Sept. 7): Inactive (knee).

Vs. Washington (Sept. 11): Inactive (knee).

At Cleveland (Sept. 21): Appeared on 13 special teams snaps and recorded a team-high two tackles.

At Dallas (Sept. 28): Played 20 special teams snaps and registered a tackle.

Vs. Cincinnati (Oct. 12): Appeared on 16 special teams snaps and recorded a tackle.

At Arizona (Oct. 19): Saw action on 14 special teams snaps.

At Pittsburgh (Oct. 26): Saw action on 20 special teams snaps, tied for No. 3 on the team. Recovered a fumble on a punt return to keep possession with Green Bay in the first quarter.

Vs. Carolina (Nov. 2): Played 10 special teams snaps and recorded a tackle on the opening kickoff.

Vs. Philadelphia (Nov. 10): Played 16 special teams snaps and saw his first action on defense this season, playing one snap. Combined with S Evan Williams to record a tackle on punt coverage in the second quarter.

At N.Y. Giants (Nov. 16): Played one snap on defense and 15 snaps on special teams. Combined with RB Chris Brooks to register a tackle on kickoff coverage in the second quarter.

REGULAR-SEASON COMPARISON: DEFENSIVE - MINNESOTA VIKINGS

DATE	OPP	W/L	GP/GS	TACKLES				ASST	SACK	YDS.	INT	TFL	PD	QBH	MISC			
				TOT	SOLO										TD	FF	FR	
12/31/23	GB @ MIN	W	P	0	0	0	0	0	0.0	0.0	0	0	0	0	0	0	0	0
9/29/24	GB vs. MIN	L	P	0	0	0	0	0	0.0	0.0	0	0	0	0	0	0	0	0
12/29/24	GB @ MIN	L	S	0	0	0	0	0	0.0	0.0	0	0	0	0	0	0	0	0
TOTALS		1/2	3/1	0	0	0	0	0	0.0	0.0	0	0	0	0	0	0	0	0

ZAYNE ANDERSON'S NFL REGULAR-SEASON DEFENSIVE STATISTICS

YEAR	TEAM	GP	GS	TACKLES					INTERCEPTIONS					ST					MISC
				TK	S	A	TFL	YDS	SK	YDS	QBH	NO	YDS	LG	TD	PD	FF	FR	
2021	Chiefs	4	0	0	0	0	0	0	0.0	0.0	0	0	0	0	0	0	0	0	0
2022	Chiefs	3	0	0	0	0	0	0	0.0	0.0	0	0	0	0	0	0	0	0	0
2023	Packers	10	0	0	0	0	0	0	0.0	0.0	0	0	0	0	0	0	0	0	0
2024	Packers	16	2	7	4	3	0	0	0.0	0.0	0	1	18	18	0	2	0	0	0
2025	Packers	8	0	0	0	0	0	0	0.0	0.0	0	0	0	0	0	0	0	0	0
NFL TOTALS		41	2	7	4	3	0	0	0.0	0.0	0	1	18	18	0	2	0	0	0

ZAYNE ANDERSON'S NFL POSTSEASON DEFENSIVE STATISTICS

YEAR	TEAM	GP	GS	TACKLES					INTERCEPTIONS					ST					MISC
				TK	S	A	TFL	YDS	SK	YDS	QBH	NO	YDS	LG	TD	PD	FF	FR	
2021	Chiefs	3	0	0	0	0	0	0	0.0	0.0	0	0	0	0	0	0	0	0	0
2023	Packers	2	0	1	1	0	0	0	0.0	0.0	0	0	0	0	0	0	0	0	0
NFL TOTALS		5	0	1	1	0	0	0	0.0	0.0	0	0	0	0	0	0	0	0	0

SINGLE-GAME HIGHS: SPECIAL TEAMS

Total Tackles	4 at Detroit Lions, Dec 05, 2024
	3 vs. New Orleans Saints, Dec 23, 2024
Solo Tackles	2 vs. New Orleans Saints, Dec 23, 2024
	2 at Detroit Lions, Dec 05, 2024
Passes Defensed	2 vs. New Orleans Saints, Dec 23, 2024

Interceptions	1 vs. New Orleans Saints, Dec 23, 2024
Special Teams Tackles	2 at Cleveland Browns, Sep 21, 2025
	2 vs. Miami Dolphins, Nov 28, 2024
	1 vs. Philadelphia Eagles, Nov 10, 2025
	1 vs. Cincinnati Bengals, Oct 12, 2025
	1 at Dallas Cowboys, Sep 28, 2025
	...12 more at 1.

2025 GXG REGULAR SEASON (PACKERS)

DATE OPPONENT	P/S	TK	S	A	SK	YDS	INT	PD	FF	FR
09/07 Lions		INACTIVE/INJURY								
09/11 Commanders		INACTIVE/INJURY								
09/21 at Browns	P	0	0	0	0.0	0.0	0	0	0	0
09/28 at Cowboys	P	0	0	0	0.0	0.0	0	0	0	0
10/12 Bengals	P	0	0	0	0.0	0.0	0	0	0	0
10/19 at Cardinals	P	0	0	0	0.0	0.0	0	0	0	0
10/26 at Steelers	P	0	0	0	0.0	0.0	0	0	0	0
11/02 Panthers	P	0	0	0	0.0	0.0	0	0	0	0
11/10 Eagles	P	0	0	0	0.0	0.0	0	0	0	0
11/16 at Giants	P	0	0	0	0.0	0.0	0	0	0	0
2025 TOTALS	8-0	0	0	0	0.0	0.0	0	0	0	0

AARON BANKS

65

GUARD
NOTRE DAME

Fifth NFL Season | First Packers Season



Ht: 6-5 | Wt: 325 | Born: September 3, 1997 | NFL Games Played/Started: 61/51 | Acquired: UFA (SF)-25

AT A GLANCE

- » Appeared in 53 games with 43 starts (all at left guard) in his four seasons with the San Francisco 49ers (2021-24), also playing in seven postseason contests with six starts.
- » During his three seasons as a starter (2022-24), was part of a line that helped the 49ers rank No. 2 in the NFL over that span in total offense (380.1 ypg), No. 1 in yards per play (6.3), No. 3 in yards per carry (4.73 avg.), tied for No. 5 in sacks allowed (101) and No. 6 in rushing offense (135.5 ypg).
- » Helped protect QB Brock Purdy, who led the NFL in passer rating (113.0) and yards per attempt (9.6) in 2023 while setting a franchise record with 4,280 passing yards.
- » In 2023, was part of a line that helped the 49ers become the first team in NFL history to feature an RB (Christian McCaffrey), two WRs (Brandon Aiyuk and Deebo Samuel) and a TE (George Kittle) who each posted 1,000-plus yards from scrimmage in a single season.
- » Appeared in 38 games with 31 starts during his four years at Notre Dame (2017-20), earning first-team All-America honors from The Associated Press as a senior in 2020.

2025 SEASON: Has started all eight games he has appeared in at LG...Part of a line that has helped the Packers rank tied for No. 5 in the league in sacks allowed (16) and No. 1 in third-down conversions (49.2 pct)...Was inactive for two games due to injury (Weeks 2 and 4).

Vs. Detroit (Sept. 7): Started at LG in his Green Bay debut, appearing on 43 of 48 snaps as part of a line that did not allow a sack of QB Jordan Love. Helped protect Love, who connected on 16 of 22 passes for 188 yards and two TDs with no INTs (128.6 rating).

Vs. Washington (Sept. 11): Inactive (ankle/groin).

At Cleveland (Sept. 21): Started at LG and played 30 snaps, but was sidelined for the second half due to a groin injury.

At Dallas (Sept. 28): Inactive (groin).

Vs. Cincinnati (Oct. 12): Started at LG and played all 61 snaps as part of a line that allowed just one sack and cleared the way for 153 rushing yards on 33 carries (4.6 avg.).

At Arizona (Oct. 19): Started at LG and played all 56 snaps, helping to protect Love as he was sacked only one time.

At Pittsburgh (Oct. 26): Started at LG and played all 64 snaps as the line did not allow a sack and blocked for Love as he posted a career-high 134.2 passer rating (29 of 37 for 360 yards and three TDs with no INTs).

Vs. Carolina (Nov. 2): Started at LG, but sustained a stinger on the first drive of the game and was forced to exit after nine snaps.

Vs. Philadelphia (Nov. 10): Started at LG and played all 68 snaps.

At N.Y. Giants (Nov. 16): Started at LG and appeared on all 55 snaps, helping the Packers post a season-high average of 5.6 yards per carry (128 yards on 23 attempts).

AARON BANKS' NFL REGULAR-SEASON STATISTICS

DATE	TEAM	GP	GS
2021	49ers	9	0
2022	49ers	16	16
2023	49ers	15	14
2024	49ers	13	13
2025	Packers	8	8
NFL TOTALS		61	51

AARON BANKS' NFL POSTSEASON STATISTICS

DATE	TEAM	GP	GS
2021	49ers	1	0
2022	49ers	3	3
2023	49ers	3	3
NFL TOTALS		7	6

2025 GXG REGULAR SEASON (PACKERS)

DATE	OPPONENT	P/S
09/07	Lions	S
09/11	Commanders	
09/21	at Browns	S
09/28	at Cowboys	
10/12	Bengals	S
10/19	at Cardinals	S
10/26	at Steelers	S
11/02	Panthers	S
11/10	Eagles	S
11/16	at Giants	S
2025 TOTALS		8-8



ANTHONY
BELTON
71

TACKLE
NORTH CAROLINA STATE

Rookie



 Ht: 6-6 | Wt: 336 | Born: February 23, 2001 | NFL Games Played/Started: 7/1 | Acquired: D2-25

AT A GLANCE

- » Appeared in 40 games with 32 starts at left tackle during his four seasons at North Carolina State, starting all 24 games he played in over his final two seasons (2023-24).
- » Started all 11 games he appeared in last season and was selected to play in the Reese's Senior Bowl following the 2024 campaign.
- » Earned third-team All-Atlantic Coast Conference honors in 2023 after tying for the team lead with 51 pancake blocks.
- » Played one season at Georgia Military Academy (2019), where he was ranked the No. 5 JUCO offensive tackle in the country by 247Sports.com.
- » Selected by the Packers in the second round (No. 54 overall) of the 2025 NFL Draft, the first offensive lineman from North Carolina State to be drafted by the Packers in franchise history.
- » Became just the fourth offensive lineman from North Carolina State to be selected in the first two rounds in the Common Draft Era (since 1967).

2025 SEASON: Has played in seven games with one start at RT...Has been inactive (ankle) for three contests.

Vs. Detroit (Sept. 7): Appeared on three snaps on offense in his NFL debut, taking over at RT for the final series of the game. Also played five snaps on special teams.

Vs. Washington (Sept. 11): Made his first NFL start, opening at RT in place of an injured Zach Tom (oblique), and appeared on 51 of 67 snaps. Helped protect QB Jordan Love as he completed 19 of 31 passes for 292 yards and two TDs with no INTs (113.9 rating).

At Cleveland (Sept. 21): Appeared on 35 snaps on offense, playing 31 snaps at RG in place of an injured Tom (oblique) and four snaps at LT in the third quarter when Rasheed Walker briefly departed the game due to injury.

At Dallas (Sept. 28): Inactive (ankle).

Vs. Cincinnati (Oct. 12): Inactive (ankle).

At Arizona (Oct. 19): Inactive (ankle).

At Pittsburgh (Oct. 26): Played two snaps at LT late in the fourth quarter when Walker left the game due to injury.

Vs. Carolina (Nov. 2): Appeared on four plays on special teams.

Vs. Philadelphia (Nov. 10): Played two snaps on special teams.

At N.Y. Giants (Nov. 16): Appeared on three plays on special teams.

ANTHONY BELTON'S NFL REGULAR-SEASON STATISTICS

DATE	TEAM	GP	GS
2025	Packers	7	1
NFL TOTALS		7	1



2025 GXG REGULAR SEASON (PACKERS)

DATE	OPPONENT	P/S
09/07	Lions	P
09/11	Commanders	S
09/21	at Browns	P
09/28	at Cowboys	INACTIVE/INJURY
10/12	Bengals	
10/19	at Cardinals	
10/26	at Steelers	P
11/02	Panthers	P
11/10	Eagles	P
11/16	at Giants	P
2025 TOTALS		7-1

WARREN
BRINSON
91

DEFENSIVE LINEMAN
GEORGIA

Rookie



G

Ht: 6-5 | Wt: 315 | Born: February 4, 2002 | NFL Games Played/Started: 4/0 | Acquired: D6-25

- AT A GLANCE
- » Played in 59 games with eight starts at Georgia, recording 71 tackles (46 solo), 14 tackles for a loss, six sacks, 59 QB hurries, a pass defended and a fumble recovery.
 - » During his five seasons playing for the Bulldogs (2020-24), was part of defenses that contributed to Georgia ranking No. 1 in the country over that span in rushing defense (95.2 ypg), including No. 1 rankings in both 2020 (72.3 ypg) and 2022 (77.1 ypg).
 - » In 2024, played in 12 games with four starts and recorded career bests in tackles (26), solo tackles (20) and tackles for a loss (six) while tying his career high in sacks (two). Also registered 17 QB hurries, the second most of his career (19 in 2023).
 - » Selected by the Packers in the sixth round (No. 198 overall) of the 2025 NFL Draft, the fifth player from the University of Georgia picked by Green Bay in the last five drafts (2021-25).
 - » Went to Savannah (Ga.) Christian High School in his hometown before transferring and spending his final two years at IMG Academy (Bradenton, Fla.), where he helped lead the Ascenders to a 9-1 record in his senior season.

2025 SEASON: Has appeared in four games, recording five tackles (two solo) and four Next Gen Stat QB pressures on defense and also seeing action on special teams...Was inactive (healthy scratch) for six games.

Vs. Detroit (Sept. 7): Inactive (healthy scratch).

Vs. Washington (Sept. 11): Inactive (healthy scratch).

At Cleveland (Sept. 21): Inactive (healthy scratch).

At Dallas (Sept. 28): Inactive (healthy scratch).

Vs. Cincinnati (Oct. 12): Played 21 snaps on defense and four on special teams in his NFL debut. Posted two NGS QB pressures.

At Arizona (Oct. 19): Played 33 snaps on defense, registering a career-high four tackles (one solo) and two NGS QB pressures, with all four stops coming within 2 yards of the line of scrimmage. Combined with LB Ty'Ron Hopper to stop RB Zonovan Knight for a 2-yard loss on a fourth-quarter run. Also saw action on four special teams snaps.

At Pittsburgh (Oct. 26): Inactive (healthy scratch).

Vs. Carolina (Nov. 2): Inactive (healthy scratch).

Vs. Philadelphia (Nov. 10): Played nine snaps on defense and two on special teams.

At N.Y. Giants (Nov. 16): Appeared on six defensive snaps and posted a solo tackle on a second-quarter run by RB Devin Singletary. Also saw action on four special teams snaps.

WARREN BRINSON'S NFL REGULAR-SEASON DEFENSIVE STATISTICS

YEAR	TEAM	GP	GS	TACKLES							INTERCEPTIONS							ST				MISC			
				TK	S	A	TFL	YDS	SK	YDS	QBH	NO	YDS	LG	TD	PD	FF	FR	TD	YDS	TK	S	A	FF	FR
2025	Packers	4	0	5	2	3	0	0	0.0	0.0	0	0	0	0	0	0	0	0	0	0	0	0	0	0	0
NFL TOTALS		4	0	5	2	3	0	0	0.0	0.0	0	0	0	0	0	0	0	0	0	0	0	0	0	0	0

SINGLE-GAME HIGHS: DEFENSIVE

Total Tackles 4 at Arizona Cardinals, Oct 19, 2025

2025 GYG REGULAR SEASON (PACKERS)

DATE	OPPONENT	P/S	TK	S	A	SK	YDS	INT	PD	FF	FR
09/07	Lions										
09/11	Commanders										
09/21	at Browns										
09/28	at Cowboys										
10/12	Bengals	P	0	0	0	0.0	0.0	0	0	0	0
10/19	at Cardinals	P	4	1	3	0.0	0.0	0	0	0	0
10/26	at Steelers										
11/02	Panthers										
11/10	Eagles	P	0	0	0	0.0	0.0	0	0	0	0
11/16	at Giants	P	1	1	0	0.0	0.0	0	0	0	0
2025 TOTALS		4-0	5	2	3	0.0	0.0	0	0	0	0

CHRIS BROOKS 30

RUNNING BACK
BRIGHAM YOUNG

Third NFL Season | Second Packers Season



Ht: 6-1 | Wt: 219 | Born: January 11, 2000 | NFL Games Played/Started: 34/0 | Acquired: FA-24

AT A GLANCE

- » Rushed for 289 yards on 55 carries over his first two NFL seasons, an average of 5.3 yards per attempt that ranked No. 6 in the NFL among running backs with 50-plus carries in 2023-24.
- » Appeared in 15 games for the Packers last season, rushing for 183 yards and a TD on 36 carries (5.1 avg.) while adding 11 receptions for 69 yards (6.3 avg.).
- » Played in nine games for the Miami Dolphins as a rookie in 2023, finishing with 106 rushing yards on 19 carries (5.6 avg.).
- » Appeared in 52 games with 24 starts during his collegiate career at Brigham Young (2022) and California (2018-21), posting 2,551 rushing yards and 20 TDs on 512 carries (5.0 avg.).
- » Averaged 6.3 yards per carry in his lone season at BYU in 2022, the fourth-best single-season mark in school history.
- » Led the Golden Bears with a career-high 914 rushing yards and a career-best eight rushing TDs on 208 attempts (4.4 avg.) in 2019 while adding a career-best 22 catches for 166 yards (7.5 avg.) and a career-high four TDs.

2025 SEASON: Has played in all nine games and has posted three carries for 10 yards (3.3 avg.) and seven receptions for 54 yards (7.7 avg.)...Ranks tied for No. 3 on the team with eight tackles on special teams.

Vs. Detroit (Sept. 7): Appeared on nine snaps on offense and 16 on special teams, posting a 1-yard run and a 2-yard reception along with a career-high three tackles on special teams.

Vs. Washington (Sept. 11): Played 13 snaps on offense and 17 on special teams, recording three receptions (tied career high) for 27 yards (9.0 avg.).

At Cleveland (Sept. 21): Appeared on eight plays on offense and registered a tackle in 12 snaps of work on special teams.

At Dallas (Sept. 28): Played five snaps on offense and nine on special teams, posting a 1-yard reception.

Vs. Cincinnati (Oct. 12): Appeared on five plays on offense and 14 on special teams, posting a 1-yard carry and a tackle on special teams.

At Arizona (Oct. 19): Played seven snaps on offense and nine on special teams and posted a tackle on special teams.

At Pittsburgh (Oct. 26): Appeared on 21 plays on special teams and three on offense.

Vs. Carolina (Nov. 2): Played 11 snaps on offense and nine on special teams, hauling in two passes for 24 yards (12.0 avg.) and picking up first downs on both of the receptions.

Vs. Philadelphia (Nov. 10): Appeared on 16 plays on special teams and registered a tackle. Also played six snaps on offense.

At N.Y. Giants (Nov. 16): Played five snaps on offense and 15 on special teams, posting an 8-yard run and a tackle on special teams.

REGULAR-SEASON COMPARISON: RECEIVING - MINNESOTA VIKINGS

DATE	OPP	W/L	GP/GS	REC	YDS.	AVG.	TD	LG	TGTS	YAC
9/29/24	GB vs. MIN	L	P	0	0	0	0	0	0	0
12/29/24	GB @ MIN	L	P	0	0	0	0	0	0	0
TOTALS		0/2	2/0	0	0	0	0	0	0	0

CHRIS BROOKS' NFL REGULAR-SEASON RUSHING/RECEIVING STATISTICS

DATE	TEAM	RUSHING						RECEIVING					
		GP	GS	NO.	YDS.	AVG.	LG	TD	NO.	YDS.	AVG.	LG	TD
2023	Dolphins	9	0	19	106	5.6	52	0	0	0	0.0	0	0
2024	Packers	15	0	36	183	5.1	23	1	11	69	6.3	15	0
2025	Packers	10	0	3	10	3.3	8	0	7	54	7.7	16	0
NFL TOTALS		34	0	58	299	5.2	52	1	18	123	6.8	16	0

CHRIS BROOKS' NFL POSTSEASON RUSHING/RECEIVING STATISTICS

DATE	TEAM	RUSHING						RECEIVING					
		GP	GS	NO.	YDS.	AVG.	LG	TD	NO.	YDS.	AVG.	LG	TD
2023	Dolphins	1	0	0	0	0.0	0	0	0	0	0.0	0	0
2024	Packers	1	0	0	0	0.0	0	0	2	9	4.5	5	0
NFL TOTALS		2	0	0	0	0.0	0	0	2	9	4.5	5	0

SINGLE-GAME HIGHS: RUSHING/RECEIVING

Rush Attempts	9 vs. Denver Broncos, Sep 24, 2023
Rushing Yards	8 vs. Chicago Bears, Jan 05, 2025
Rushing Average	66 vs. Denver Broncos, Sep 24, 2023
Longest Runs	59 vs. Chicago Bears, Jan 05, 2025
Receptions	7.4 vs. Chicago Bears, Jan 05, 2025
Receiving Yards	7.3 vs. Denver Broncos, Sep 24, 2023
	52 vs. Denver Broncos, Sep 24, 2023
	28 vs. Carolina Panthers, Oct 15, 2023
	3 vs. Washington Commanders, Sep 11, 2025
	3 vs. Detroit Lions, Nov 03, 2024
	28 vs. Detroit Lions, Nov 03, 2024
	27 vs. Washington Commanders, Sep 11, 2025

Receiving Average	9.3 vs. Detroit Lions, Nov 03, 2024
Longest Receptions	9.0 vs. Washington Commanders, Sep 11, 2025
All-Purpose Yards	16 vs. Carolina Panthers, Nov 02, 2025
Special Teams Tackles	16 vs. Washington Commanders, Sep 11, 2025
	66 vs. Denver Broncos, Sep 24, 2023
	59 vs. Chicago Bears, Jan 05, 2025
	3 vs. Detroit Lions, Sep 07, 2025
	1 at New York Giants, Nov 16, 2025
	...6 more at 1.
Most TDs	1 vs. New Orleans Saints, Dec 23, 2024
Scrimmage Yards	66 vs. Denver Broncos, Sep 24, 2023
	59 vs. Chicago Bears, Jan 05, 2025



2025 GXG REGULAR SEASON (PACKERS)

DATE	OPPONENT	P/S	RUSHING					RECEIVING				
			NO.	YDS.	AVG.	LG	TD	NO.	YDS.	AVG.	LG	TD
09/07	Lions	P	1	1	1.0	1	0	1	2	2.0	2	0
09/11	Commanders	P	0	0	0.0	0	0	3	27	9.0	16	0
09/21	at Browns	P	0	0	0.0	0	0	0	0	0.0	0	0
09/28	at Cowboys	P	0	0	0.0	0	0	1	1	1.0	1	0
10/12	Bengals	P	1	1	1.0	1	0	0	0	0.0	0	0
10/19	at Cardinals	P	0	0	0.0	0	0	0	0	0.0	0	0
10/26	at Steelers	P	0	0	0.0	0	0	0	0	0.0	0	0
11/02	Panthers	P	0	0	0.0	0	0	2	24	12.0	16	0
11/10	Eagles	P	0	0	0.0	0	0	0	0	0.0	0	0
11/16	at Giants	P	1	8	8.0	8	0	0	0	0.0	0	0
2025 TOTALS		10-0	3	10	3.3	8	0	7	54	7.7	16	0

KARL BROOKS

94

DEFENSIVE LINEMAN
BOWLING GREEN

Third NFL Season | Third Packers Season



Ht: 6-3 | Wt: 296 | Born: May 8, 2000 | NFL Games Played/Started: 44/2 | Acquired: D6a-23

AT A GLANCE

- » Saw action in all 17 games in 2024, recording a career-high 24 tackles (14 solo), 3½ sacks, four tackles for a loss, a career-best six quarterback hits, two passes defended, a forced fumble and a career-high and team-leading three fumble recoveries.
- » Was the only player in the NFL in 2024 with multiple fumble recoveries, a forced fumble and a blocked kick and was the first NFL player to record those stats in back-to-back seasons (2023-24) since Texans DL J.J. Watt (2013-14).
- » Became the first Packers rookie to register four-plus sacks (four) and multiple fumble recoveries (two) in a season since LB Clay Matthews in 2009 and was one of only two NFL rookies to accomplish that feat in 2023 (Buccaneers LB YaYa Diaby).
- » Dating back to 2000, became only the second Packer (S Marques Anderson) to post multiple fumble recoveries in both of his first two NFL seasons (2023-24).
- » Is one of three NFL players (DE Myles Garrett and DT Jordan Elliott) to block a field goal in each of the last two seasons (2023-24).
- » Started all 52 games he played in over five seasons (2018-22) at Bowling Green and served as a team captain for his final two seasons.

2025 SEASON: Has played in all 10 games with two starts, recording 17 tackles (four solo), a half-sack, five quarterback hits, a pass defended and 18 Nex Gen Stat QB pressures on defense while also appearing on special teams...Ranks No. 3 on the team in QB pressures.

Vs. Detroit (Sept. 7): Played 34 snaps on defense and nine on special teams.

Vs. Washington (Sept. 11): Played 48 snaps on defense, recording three tackles (all assists) and split a sack of QB Jayden Daniels with DL Barryn Sorrell in the fourth quarter. Also appeared on 10 special teams snaps.

At Cleveland (Sept. 21): Appeared on 38 defensive snaps and recorded a solo tackle and a QB hit. Also saw action on nine special teams snaps.

At Dallas (Sept. 28): Played 40 defensive snaps, registering two tackles (both assists) and a QB hit. Also saw action on 15 special teams snaps.

Vs. Cincinnati (Oct. 12): Started and played a season-high 53 defensive snaps in his first NFL start. Posted three NGS QB pressures. Also saw action on nine special teams snaps.

At Arizona (Oct. 19): Started and appeared on 52 defensive snaps, recording an assisted tackle, a QB hit and a career-high four NGS QB pressures. Pressured and hit QB Jacoby Brissett to help force an incompletion on third-and-11 in the fourth quarter. Also played 11 special teams snaps.

At Pittsburgh (Oct. 26): Played 37 defensive snaps and registered a QB hit, a pass defended and three NGS QB pressures (tied for No. 1 on the team). Pressured QB Aaron Rodgers to force an incompletion in the third quarter and tipped a Rodgers pass to force an incompletion in the fourth. Also saw action on 12 special teams snaps.

Vs. Carolina (Nov. 2): Saw action on 40 defensive snaps and registered a career-high five tackles (all assists). Four of his stops came within 2 yards of the line of scrimmage. Also played 10 special teams snaps.

Vs. Philadelphia (Nov. 10): Played 32 defensive snaps and posted three tackles (two solo), with both solo tackles coming on Philadelphia's final drive of the first half. Also appeared on eight special teams snaps.

At N.Y. Giants (Nov. 16): Played 37 snaps on defense and registered two tackles (one solo) and a NGS QB pressure. Pressured QB Jameis Winston to force an incompletion on a second-down pass attempt in the third quarter. Also appeared on eight special teams snaps.

REGULAR-SEASON COMPARISON: DEFENSIVE - MINNESOTA VIKINGS

DATE	OPP	W/L	GP/GS	TACKLES				SACK	YDS.	INT	TFL	PD	QBH	MISC			
				TOT	SOLO	ASST								TD	FF	FR	
10/29/23	GB vs. MIN	L	P	0	0	0	0.0	0.0	0	0	0	0	0	0	0	0	0
12/31/23	GB @ MIN	W	P	0	0	0	0.0	0.0	0	0	0	0	0	0	0	0	1
9/29/24	GB vs. MIN	L	P	2	1	1	0.0	0.0	0	0	0	0	0	0	0	0	0
12/29/24	GB @ MIN	L	P	3	2	1	1.0	5.0	0	1	1	1	1	0	0	0	1
TOTALS		1/3	4/0	5	3	2	1.0	5.0	0	1	1	1	1	0	0	0	2

KARL BROOKS' NFL REGULAR-SEASON DEFENSIVE STATISTICS

YEAR	TEAM	TACKLES										INTERCEPTIONS								ST				MISC			
		GP	GS	TK	S	A	TFL	YDS	SK	YDS	QBH	NO	YDS	LG	TD	PD	FF	FR	TD	YDS	TK	S	A	FF	FR	S	A
2023	Packers	17	0	20	12	8	6	34	4.0	31.0	5	0	0	0	4	1	2	0	0	0	0	0	0	0	0	0	0
2024	Packers	17	0	24	14	10	4	24	3.5	22.5	6	0	0	0	0	2	1	3	0	0	0	0	0	0	0	0	0
2025	Packers	10	2	17	4	13	0	0	0.5	1.0	5	0	0	0	0	1	0	0	0	0	0	0	0	0	0	0	0
NFL TOTALS		44	2	61	30	31	10	58	8.0	54.5	16	0	0	0	0	7	2	5	0	0	0	0	0	0	0	0	0

KARL BROOKS' NFL POSTSEASON DEFENSIVE STATISTICS

		TACKLES									INTERCEPTIONS										ST				MISC		
YEAR	TEAM	GP	GS	TK	S	A	TFL	YDS	SK	YDS	QBH	NO	YDS	LG	TD	PD	FF	FR	TD	YDS	TK	S	A	FF	FR	S	A
2023	Packers	2	0	3	0	3	0	0	0.0	0.0	1	0	0	0	0	0	0	0	0	0	0	0	0	0	0	0	0
2024	Packers	1	0	1	1	0	0	0	0.0	0.0	0	0	0	0	0	0	0	0	0	0	0	0	0	0	0	0	0
NFL TOTALS		3	0	4	1	3	0	0	0.0	0.0	1	0	0	0	0	0	0	0	0	0	0	0	0	0	0	0	0



SINGLE-GAME HIGHS: DEFENSIVE

Total Tackles	5 vs. Carolina Panthers, Nov 02, 2025
	4 vs. Chicago Bears, Jan 05, 2025
	...1 more at 4.
Solo Tackles	3 vs. Chicago Bears, Jan 05, 2025
	2 vs. Philadelphia Eagles, Nov 10, 2025
	...6 more at 2.
Sacks	1.5 at Los Angeles Rams, Oct 06, 2024
	1.0 at Minnesota Vikings, Dec 29, 2024
	...5 more at 1.0.
Passes Defensed	2 vs. Los Angeles Rams, Nov 05, 2023
	1 at Pittsburgh Steelers, Oct 26, 2025
	...4 more at 1.

Forced Fumbles	1 vs. Arizona Cardinals, Oct 13, 2024
	1 at Detroit Lions, Nov 23, 2023
	1 at Minnesota Vikings, Dec 29, 2024
Fumble Recoveries	1 vs. San Francisco 49ers, Nov 24, 2024
	...3 more at 1.
Tackles For Loss	2 vs. Chicago Bears, Jan 07, 2024
	1 vs. Chicago Bears, Jan 05, 2025
	...7 more at 1.

2025 GXG REGULAR SEASON (PACKERS)

DATE OPPONENT	P/S	TK	S	A	SK	YDS	INT	PD	FF	FR
09/07 Lions	P	0	0	0	0.0	0.0	0	0	0	0
09/11 Commanders	P	3	0	3	0.5	1.0	0	0	0	0
09/21 at Browns	P	1	1	0	0.0	0.0	0	0	0	0
09/28 at Cowboys	P	2	0	2	0.0	0.0	0	0	0	0
10/12 Bengals	S	0	0	0	0.0	0.0	0	0	0	0
10/19 at Cardinals	S	1	0	1	0.0	0.0	0	0	0	0
10/26 at Steelers	P	0	0	0	0.0	0.0	0	1	0	0
11/02 Panthers	P	5	0	5	0.0	0.0	0	0	0	0
11/10 Eagles	P	3	2	1	0.0	0.0	0	0	0	0
11/16 at Giants	P	2	1	1	0.0	0.0	0	0	0	0
2025 TOTALS	10-2	17	4	13	0.5	1.0	0	1	0	0

JAVON BULLARD

20

SAFETY
GEORGIA

Second NFL Season | Second Packers Season



Ht: 5-10 | Wt: 198 | Born: September 5, 2002 | NFL Games Played/Started: 25/16 | Acquired: D2b-24

AT A GLANCE

- » Played in 15 games as a rookie last season, making 11 starts and recording 85 tackles (57 solo), two tackles for a loss, a pass defended and a fumble recovery.
- » Became just the sixth rookie safety to start in Week 1 for the Packers since the 1970 merger and the first since S Darnell Savage in 2019.
- » Was tied for No. 4 on the team in tackles on defense and finished No. 5 on the team with five special teams tackles.
- » Tied for the team lead with a career-high 11 tackles (seven solo) at Philadelphia in Week 1, the most by an NFL rookie defensive back in a season opener since Dolphins CB Xavien Howard (11) in 2016.
- » Earned second-team All-Southeastern Conference honors from The Associated Press in 2023 at Georgia after ranking No. 3 on the team with a career-high 56 tackles (39 solo) while adding two INTs and seven passes defended.
- » Was named the Defensive MVP of the 2022 College Football Playoff national title game after posting two INTs and a fumble recovery against TCU.

2025 SEASON: Has played in all 10 games with five starts, recording 50 tackles (33 solo), a fumble recovery, a pass defended and two tackles for a loss...Ranks No. 4 on the team in solo tackles and No. 3 on the team in tackles among defensive backs...Also has recorded three tackles on special teams.

Vs. Detroit (Sept. 7): Started and played 59 snaps on defense, finishing tied for second on the team with nine tackles (seven solo). Also appeared on 11 special teams snaps.

Vs. Washington (Sept. 11): Appeared on 58 snaps on defense, recording five tackles (all solo). His five solo tackles ranked No. 2 on the team. Also saw action on 11 special teams snaps.

At Cleveland (Sept. 21): Started and played 27 defensive snaps, registering four tackles (one solo) and a tackle for a loss before leaving the game in the fourth quarter with a concussion. Combined with LB Quay Walker to stop RB Jerome Ford for a loss of 4 yards in the fourth quarter. Also saw action on eight special teams snaps.

At Dallas (Sept. 28): Started and played 45 snaps on defense, recording two tackles (one solo). Also saw action on 11 special teams snaps and added a tackle.

Vs. Cincinnati (Oct. 12): Started and played 40 defensive snaps, registering six tackles (four solo) and a tackle for a loss before leaving the game in the fourth quarter to be evaluated for a concussion. Stopped WR Ja'Marr Chase on a jet sweep for a loss of 3 yards on Cincinnati's first offensive play. Also played eight special teams snaps.

At Arizona (Oct. 19): Appeared on 61 defensive snaps, finishing tied for No. 3 on the team with seven tackles (three solo). Also saw action on five special teams snaps and logged a tackle.

At Pittsburgh (Oct. 26): Started and played 49 defensive snaps, finishing tied for No. 2 on the team with five tackles (three solo) and a fumble recovery. Twice combined with Walker to stop TE Jonnu Smith short of the line to gain on third down, holding Pittsburgh to a field-goal attempt in the second quarter and forcing a punt in the fourth. Recovered a fumble by RB Kenneth Gainwell to set up a Green Bay field goal in the fourth quarter. Also appeared on 12 special teams snaps and added a tackle.

Vs. Carolina (Nov. 2): Saw action on 42 defensive snaps, posting four tackles (three solo). Tackled WR Tetairao McMillan short of the line to gain on a third-down catch to force a punt in the first quarter. Also played seven special teams snaps.

Vs. Philadelphia (Nov. 10): Played 38 defensive snaps and registered three solo tackles, two of which came short of the line to gain on third down and forced Philadelphia to punt. Also appeared on eight special teams snaps.

At N.Y. Giants (Nov. 16): Appeared on 47 defensive snaps, posting five tackles (three solo) and a pass defended. Broke up a pass intended for WR Wan'Dale Robinson in the end zone in the fourth quarter, which led to an interception by S Evan Williams two plays later. Also saw action on seven special teams snaps.

REGULAR-SEASON COMPARISON: DEFENSIVE - MINNESOTA VIKINGS

DATE	OPP	W/L	GP/GS	TACKLES				SACK	YDS.	INT	TFL	PD	QBH	MISC		
				TOT	SOLO	ASST								TD	FF	FR
9/29/24	GB vs. MIN	L	S	4	2	2	0.0	0.0	0	0	1	0	0	0	0	0
12/29/24	GB @ MIN	L	P	11	9	2	0.0	0.0	0	0	0	1	0	0	0	0
TOTALS		0/2	2/1	15	11	4	0.0	0.0	0	0	1	0	0	0	0	0

JAVON BULLARD'S NFL REGULAR-SEASON DEFENSIVE STATISTICS

		TACKLES										INTERCEPTIONS										ST				MISC	
YEAR	TEAM	GP	GS	TK	S	A	TFL	YDS	SK	YDS	QBH	NO	YDS	LG	TD	PD	FF	FR	TD	YDS	TK	S	A	FF	FR	S	A
2024	Packers	15	11	85	57	28	2	6	0.0	0.0	0	0	0	0	1	0	1	0	3	5	4	1	0	0	0	0	0
2025	Packers	10	5	50	33	17	2	7	0.0	0.0	0	0	0	0	1	0	1	0	0	3	1	2	0	0	0	0	0
NFL TOTALS		25	16	135	90	45	4	13	0.0	0.0	0	0	0	0	2	0	2	0	3	8	5	3	0	0	0	0	0

JAVON BULLARD'S NFL POSTSEASON DEFENSIVE STATISTICS

		TACKLES										INTERCEPTIONS										ST				MISC	
YEAR	TEAM	GP	GS	TK	S	A	TFL	YDS	SK	YDS	QBH	NO	YDS	LG	TD	PD	FF	FR	TD	YDS	TK	S	A	FF	FR	S	A
2024	Packers	1	0	3	2	1	0	0	0.0	0.0	0	0	0	0	0	0	0	0	0	0	0	0	0	0	0	0	0
NFL TOTALS		1	0	3	2	1	0	0	0.0	0.0	0	0	0	0	0	0	0	0	0	0	0	0	0	0	0	0	0

SINGLE-GAME HIGHS: DEFENSIVE

Total Tackles 11 at Minnesota Vikings, Dec 29, 2024
11 at Philadelphia Eagles, Sep 06, 2024
Solo Tackles 9 at Minnesota Vikings, Dec 29, 2024
7 vs. Detroit Lions, Sep 07, 2025
...1 more at 7.
Passes Defensed 1 at New York Giants, Nov 16, 2025
1 vs. Indianapolis Colts, Sep 15, 2024

Fumble Recoveries 1 at Pittsburgh Steelers, Oct 26, 2025
1 vs. Chicago Bears, Jan 05, 2025
Tackles For Loss 1 at Cleveland Browns, Sep 21, 2025
1 vs. Chicago Bears, Jan 05, 2025
...1 more at 1.
Special Teams Tackles 1 at Pittsburgh Steelers, Oct 26, 2025
1 at Arizona Cardinals, Oct 19, 2025
...6 more at 1.

2025 GXG REGULAR SEASON (PACKERS)

DATE OPPONENT	P/S	TK	S	A	SK	YDS	INT	PD	FF	FR
09/07 Lions	S	9	7	2	0.0	0.0	0	0	0	0
09/11 Commanders	P	5	5	0	0.0	0.0	0	0	0	0
09/21 at Browns	S	4	1	3	0.0	0.0	0	0	0	0
09/28 at Cowboys	S	2	1	1	0.0	0.0	0	0	0	0
10/12 Bengals	S	6	4	2	0.0	0.0	0	0	0	0
10/19 at Cardinals	P	7	3	4	0.0	0.0	0	0	0	0
10/26 at Steelers	S	5	3	2	0.0	0.0	0	0	0	1
11/02 Panthers	P	4	3	1	0.0	0.0	0	0	0	0
11/10 Eagles	P	3	3	0	0.0	0.0	0	0	0	0
11/16 at Giants	P	5	3	2	0.0	0.0	0	1	0	0
2025 TOTALS	10-5	50	33	17	0.0	0.0	0	1	0	1

EDGERRIN
COOPER
56

LINEBACKER
TEXAS A&M

Second NFL Season | Second Packers Season



Ht: 6-2 | Wt: 229 | Born: November 17, 2001 | NFL Games Played/Started: 24/14 | Acquired: D2a-24

AT A GLANCE

- » Was the only player in the NFL last season to post 75-plus tackles (77), 13-plus tackles for a loss (13), three-plus sacks (3½), an interception (one), a forced fumble (one) and a fumble recovery (two).
- » Dating back to 2000, became the first NFL rookie to hit those marks in a season and joined LB A.J. Hawk (2013) as the only Packers to hit those marks in a season since 2000.
- » Posted the most tackles for a loss by a Green Bay rookie since LB Clay Matthews (17) in 2009.
- » Became the only NFL player since 2000 with 13-plus tackles for a loss and 10-plus special teams tackles in a season (TruMedia).
- » Was selected to the Pro Football Writers of America All-Rookie team, was named NFL Defensive Rookie of the Month for regular-season games played in the months of December and January and twice was honored as the NFC Defensive Player of the Week (Weeks 8 and 15).
- » Received first-team All-America honors from the Walter Camp Football Foundation, *The Associated Press* and the American Football Coaches Association to become a consensus All-America selection in 2023. Also earned first-team All-America accolades from *The Athletic*, ESPN and CBS Sports and first-team All-SEC honors from the league's coaches.

2025 SEASON: Has started all 10 contests and ranks No. 2 on the team in tackles (73) and is tied for the team lead in solo tackles (41)...Has also posted a team-best two forced fumbles (career high), a half-sack, two tackles for a loss, two QB hits, three passes defended (tied for No. 4 on the team) and six Next Gen Stat QB pressures...According to TruMedia, ranks No. 3 in the NFL this season in lowest average offense yards gained when player made the tackle (4.56, min. 60 tackles).

Vs. Detroit (Sept. 7): Played all 67 snaps on defense, leading the team and posting career highs in both tackles (12) and solo tackles (eight). Of his 12 stops, five came within 2 yards of the line of scrimmage (2, 0, 1, 1, 1).

Vs. Washington (Sept. 11): Played 68 of 69 defensive snaps, leading the team in tackles (10) and solo tackles (seven). Also posted two QB hits, three NGS QB pressures and a half-sack when he blitzed and teamed with DL Micah Parsons to take down QB Jayden Daniels on a third-and-3 early in the third quarter. It was the third double-digit-tackle game of his career.

At Cleveland (Sept. 21): One of three Packers to play all 66 defensive snaps, posting four tackles (two solo) and a pass defended. Two of his four tackles were for 1-yard gains.

At Dallas (Sept. 28): Played all 69 defensive snaps, recording seven tackles (five solo) and a pass defended. With 8:35 left in the fourth quarter, leaped over and around FB Hunter Luepke to break up a short pass on a third-and-2 at the Dallas 43.

Vs. Cincinnati (Oct. 12): Saw action on all 65 defensive snaps, leading the team with 11 tackles (four solo) while also recording a tackle for a loss and an NGS QB pressure. Came up to take down TE Drew Sample for a loss of 2 yards on a pass to the flat on a second-and-10 with just under four minutes to play in the second quarter. The Bengals did not convert the third down and were forced to punt.

At Arizona (Oct. 19): Played 74 of 76 defensive snaps, recording five tackles (three solo) and a pass defended when he tracked TE Trey McBride into the end zone and broke up a pass on a second-and-5 in the second quarter.

At Pittsburgh (Oct. 26): Saw action on 62 of 63 defensive snaps, posting four tackles (all solo) and forcing a fumble with just over five minutes to play in the fourth quarter by reaching out to knock the ball out of RB Kenneth Gainwell's hands after a short completion. It was recovered by S Javon Bullard at the Pittsburgh 26 and set up a drive that resulted in a 25-yard field goal to give Green Bay a 16-point lead.

Vs. Carolina (Nov. 2): Was one of four Packers to play all 58 defensive snaps and finished No. 2 on the team with eight tackles (three solo) as well as one NGS QB pressure. Seven of his eight tackles happened within 4 yards of the line of scrimmage (4, 3, 4, 2, 1, 8, 2, 0).

Vs. Philadelphia (Nov. 10): Saw action on 62 of 63 defensive snaps and tied for No. 2 on the team with six tackles (two solo). Forced a fumble on a first-quarter run when he punched the ball out of a falling QB Jalen Hurts that CB Keisean Nixon recovered at the Green Bay 14 and returned to the GB 36.

At N.Y. Giants (Nov. 16): Played on 71 of 72 defensive snaps, posting six tackles (three solo) and a tackle for a loss when he beat a block on the edge to stop RB Devin Singletary at the Green Bay 2 for a loss of a yard late in the second quarter. Five of his six tackles were within 4 yards of the line of scrimmage (4, 3, 3, -1, 7, 4).

REGULAR-SEASON COMPARISON: DEFENSIVE - MINNESOTA VIKINGS

DATE	OPP	W/L	GP/GS	TACKLES				ASST	SACK	YDS.	INT	TFL	PD	QBH	MISC		
				TOT	SOLO	TOT	SOLO								TD	FF	FR
9/29/24	GB vs. MIN	L	P	4	4			0	0.0	0.0	0	1	0	0	0	0	1
12/29/24	GB @ MIN	L	S	10	7			3	0.0	0.0	0	4	0	0	0	0	0
TOTALS		0/2	2/1	14	11			3	0.0	0.0	0	5	0	0	0	0	1

EDGERRIN COOPER'S NFL REGULAR-SEASON DEFENSIVE STATISTICS

		TACKLES										INTERCEPTIONS										ST				MISC	
YEAR	TEAM	GP	GS	TK	S	A	TFL	YDS	SK	YDS	QBH	NO	YDS	LG	TD	PD	FF	FR	TD	YDS	TK	S	A	FF	FR	S	A
2024	Packers	14	4	77	48	29	13	53	3.5	32.5	7	1	22	22	0	4	1	2	0	4	10	9	1	0	0	0	0
2025	Packers	10	10	73	41	32	2	3	0.5	5.0	2	0	0	0	0	3	2	0	0	0	1	0	1	0	0	0	0
NFL TOTALS		24	14	150	89	61	15	56	4.0	37.5	9	1	22	22	0	7	3	2	0	4	11	9	2	0	0	0	0

EDGERRIN COOPER'S NFL POSTSEASON DEFENSIVE STATISTICS																											
		TACKLES										INTERCEPTIONS										ST				MISC	
YEAR	TEAM	GP	GS	TK	S	A	TFL	YDS	SK	YDS	QBH	NO	YDS	LG	TD	PD	FF	FR	TD	YDS	TK	S	A	FF	FR	S	A
2024	Packers	1	1	7	2	5	0	0	0.0	0.0	1	0	0	0	0	0	0	0	0	0	0	0	0	0	0	0	0
NFL TOTALS		1	1	7	2	5	0	0	0.0	0.0	1	0	0	0	0	0	0	0	0	0	0	0	0	0	0	0	0

SINGLE-GAME HIGHS: DEFENSIVE

Total Tackles	12 vs. Detroit Lions, Sep 07, 2025	Fumble Recoveries	1 vs. Chicago Bears, Jan 05, 2025
	11 vs. Cincinnati Bengals, Oct 12, 2025		1 vs. Minnesota Vikings, Sep 29, 2024
Solo Tackles	8 vs. Detroit Lions, Sep 07, 2025	Tackles For Loss	4 at Minnesota Vikings, Dec 29, 2024
	7 vs. Washington Commanders, Sep 11, 2025		2 at Seattle Seahawks, Dec 15, 2024
	...1 more at 7.		...1 more at 2.
Sacks	1.0 at Seattle Seahawks, Dec 15, 2024	Interceptions	1 at Seattle Seahawks, Dec 15, 2024
	1.0 at Jacksonville Jaguars, Oct 27, 2024	Special Teams Tackles	2 vs. New Orleans Saints, Dec 23, 2024
	...1 more at 1.0.		2 at Seattle Seahawks, Dec 15, 2024
Passes Defensed	2 at Seattle Seahawks, Dec 15, 2024		
	1 at Arizona Cardinals, Oct 19, 2025		
	...4 more at 1.		
Forced Fumbles	1 vs. Philadelphia Eagles, Nov 10, 2025		
	1 at Pittsburgh Steelers, Oct 26, 2025		
	...1 more at 1.		

2025 GXG REGULAR SEASON (PACKERS)

DATE	OPPONENT	P/S	TK	S	A	SK	YDS	INT	PD	FF	FR
09/07	Lions	S	12	8	4	0.0	0.0	0	0	0	0
09/11	Commanders	S	10	7	3	0.5	5.0	0	0	0	0
09/21	at Browns	S	4	2	2	0.0	0.0	0	1	0	0
09/28	at Cowboys	S	7	5	2	0.0	0.0	0	1	0	0
10/12	Bengals	S	11	4	7	0.0	0.0	0	0	0	0
10/19	at Cardinals	S	5	3	2	0.0	0.0	0	1	0	0
10/26	at Steelers	S	4	4	0	0.0	0.0	0	0	1	0
11/02	Panthers	S	8	3	5	0.0	0.0	0	0	0	0
11/10	Eagles	S	6	2	4	0.0	0.0	0	0	1	0
11/16	at Giants	S	6	3	3	0.0	0.0	0	0	0	0
2025 TOTALS		10-10	73	41	32	0.5	5.0	0	3	2	0

BRENTON
COX JR.
57

DEFENSIVE LINEMAN
FLORIDA

Third NFL Season | Third Packers Season



Ht: 6-4 | Wt: 250 | Born: January 30, 2000 | NFL Games Played/Started: 12/0 | Acquired: FA-23

AT A GLANCE

- » Played in seven games in 2024 and posted 12 tackles (eight solo), five tackles for a loss, four sacks, seven QB hits and 13 Next Gen Stat QB pressures.
- » Became the first player in team history (since 1982) to play in seven or fewer games and register four-plus sacks in a season.
- » Among players to play in seven or fewer contests in 2024, ranked No. 2 in the NFL in sacks and QB hits, tied for No. 2 in NGS QB pressures and No. 3 in tackles for a loss.
- » Ranked No. 4 on the team in sacks and tied for No. 4 on the team in QB hits in 2024.
- » Ranked No. 2 on the team last season (LB Edgerrin Cooper, 4.5 pct.) with a 3.8 percent havoc rate (pct. of def. plays with a TFL, forced fumble, interception, pass breakup or sack, TruMedia).
- » Spent one season at Georgia (2018) and three seasons at Florida (2020-22), earning second-team All-SEC honors from The Associated Press after posting 41 tackles (21 solo), 9½ tackles for a loss, four sacks and a team-high 18 QB hurries in 2020 at Florida.

2025 SEASON: Has played in one game...Was placed on injured reserve (groin) on Sept. 11.

Vs. Detroit (Sept. 7): Appeared on nine defensive snaps before leaving the game in the third quarter with a groin injury.

REGULAR-SEASON COMPARISON: DEFENSIVE - MINNESOTA VIKINGS

DATE	OPP	W/L	GP/GS	TACKLES		TOT	SOLO	ASST	SACK	YDS.	INT	TFL	PD	QBH	TD	MISC		
																FF	FR	
12/29/24	GB @ MIN	L	P			0	0	0	0.0	0.0	0	0	0	1	0	0	0	
TOTALS		0/1	1/0			0	0	0	0.0	0.0	0	0	0	1	0	0	0	

BRENTON COX JR.'S NFL REGULAR-SEASON DEFENSIVE STATISTICS

YEAR	TEAM	GP	GS	TACKLES								INTERCEPTIONS								ST				MISC	
				TK	S	A	TFL	YDS	SK	YDS	QBH	NO	YDS	LG	TD	PD	FF	FR	TD	YDS	TK	S	A	FF	FR
2023	Packers	4	0	0	0	0	0	0	0.0	0.0	0	0	0	0	0	0	0	0	0	0	0	0	0	0	0
2024	Packers	7	0	12	8	4	5	32	4.0	29.0	7	0	0	0	0	1	0	0	0	0	0	0	0	0	0
2025	Packers	1	0	0	0	0	0	0	0.0	0.0	0	0	0	0	0	0	0	0	0	0	0	0	0	0	0
NFL TOTALS		12	0	12	8	4	5	32	4.0	29.0	7	0	0	0	0	1	0	0	0	0	0	0	0	0	0

BRENTON COX JR.'S NFL POSTSEASON DEFENSIVE STATISTICS

		TACKLES										INTERCEPTIONS										ST				MISC	
YEAR	TEAM	GP	GS	TK	S	A	TFL	YDS	SK	YDS	QBH	NO	YDS	LG	TD	PD	FF	FR	TD	YDS	TK	S	A	FF	FR	S	A
2024	Packers	1	0	0	0	0	0	0	0.0	0.0	0	0	0	0	0	0	0	0	0	0	0	0	0	0	0	0	0
NFL TOTALS		1	0	0	0	0	0	0	0.0	0.0	0	0	0	0	0	0	0	0	0	0	0	0	0	0	0	0	0

SINGLE-GAME HIGHS: DEFENSIVE

Total Tackles 3 at Chicago Bears, Nov 17, 2024
2 vs. New Orleans Saints, Dec 23, 2024
...3 more at 2.

Solo Tackles 2 vs. New Orleans Saints, Dec 23, 2024
2 at Seattle Seahawks, Dec 15, 2024
...1 more at 2.

Sacks 1.0 vs. New Orleans Saints, Dec 23, 2024
1.0 at Seattle Seahawks, Dec 15, 2024
...2 more at 1.0.

Tackles For Loss 2 at Chicago Bears, Nov 17, 2024
1 vs. New Orleans Saints, Dec 23, 2024
...2 more at 1.

2025 GXG REGULAR SEASON (PACKERS)

DATE	OPPONENT	P/S	TK	S	A	SK	YDS	INT	PD	FF	FR
09/07	Lions	P	0	0	0	0	0.0	0	0	0	0
09/11	Commanders		INJURED RESERVE								
09/21	at Browns		INJURED RESERVE								
09/28	at Cowboys		INJURED RESERVE								
10/12	Bengals		INJURED RESERVE								
10/19	at Cardinals		INJURED RESERVE								
10/26	at Steelers		INJURED RESERVE								
11/02	Panthers		INJURED RESERVE								
11/10	Eagles		INJURED RESERVE								
11/16	at Giants		INJURED RESERVE								
2025 TOTALS		1-0	0	0	0	0	0.0	0	0	0	0

ROMEO DOUBS


87

WIDE RECEIVER
NEVADA

Fourth NFL Season | Fourth Packers Season

G

Ht: 6-2 | Wt: 204 | Born: April 13, 2000 | NFL Games Played/Started: 53/45 | Acquired: D4a-22



- AT A GLANCE
- » Last name is pronounced DOBBS.
 - » Is one of only three players in team history to post 40-plus catches, 400-plus receiving yards and three-plus receiving TDs in each of his first three NFL seasons, joining WRs James Lofton (1978-80) and Greg Jennings (2006-08).
 - » His 15 receiving TDs in 2022-24 were the most by a Packer in his first three NFL seasons since WR Davante Adams posted 16 in 2014-16.
 - » Was tied for No. 8 in the NFL with a team-high eight receiving TDs in 2023, including seven receiving TDs in the red zone (No. 4 in the league).
 - » Played in 13 games with seven starts as a rookie in 2022 and ranked No. 4 on the team with 42 catches for 425 yards (10.1 avg.) and three TDs (No. 4 on the team).
 - » Posted 26 catches in the first six games in 2022, the most in franchise history by a rookie in the team's opening six contests.
 - » Earned first-team All-Mountain West honors as a senior at Nevada in 2021 after tying for the conference lead with 11 receiving TDs and ranking No. 2 in receiving yards per game (100.8).

2025 SEASON: Has started all 10 games and has posted a team-high 39 receptions for a team-best 499 yards (12.8 avg.) and four TDs (No. 2 on the team)...Has posted a team-high eight receptions of 20-plus yards, matching his single-season career high (2024)...Has picked up a first down on 30 of his 39 catches, a team-high 76.9 percentage (min. 20 rec.)...Has returned 11 punts for 64 yards (5.8 avg.).

Vs. Detroit (Sept. 7): Started and played 34 of 48 snaps, leading the team with 68 receiving yards on two catches (34.0 avg.). Posted a career-long 48-yard reception in the second quarter to the Detroit 17.

Vs. Washington (Sept. 11): Started and appeared on 50 of 68 snaps, posting three catches for 28 yards (9.3 avg.), including a 5-yard TD grab on a slant in the first quarter.

At Cleveland (Sept. 21): Started and appeared on 58 of 65 snaps, finishing with two catches for 25 yards (12.5 avg.).

At Dallas (Sept. 28): Started and appeared on 75 of 83 snaps, posting a career-high three TD catches as he became the first Packer to register three TD catches in a game since WR Christian Watson (vs. Dallas on Nov. 13, 2022). Joined Watson and WR Sterling Sharpe (four on Nov. 24, 1994) as the only Packers to record three-plus TD receptions in a game against the Cowboys. Scored on TD receptions of 1, 2 and 15 yards, with the 15-yard grab coming with 1:45 left in the fourth quarter to give Green Bay a 34-30 lead. Led the team with a season-high six catches for 58 yards (9.7 avg.), picking up a first down on five of the receptions, and added the first punt return of his career, a 5-yard return in the third quarter.

Vs. Cincinnati (Oct. 12): Started and played 52 of 61 snaps, hauling in five passes for 55 yards (11.0 avg.) and picking up a first down on four of the catches. Returned two punts for 14 yards (7.0 avg.).

At Arizona (Oct. 19): Started and played 50 of 56 snaps, matching his season high with a team-best six catches for 72 yards (12.0 avg.). It marked his third straight game with 50-plus receiving yards, the longest streak of his career.

At Pittsburgh (Oct. 26): Started and played 51 of 64 snaps, posting three receptions for 44 yards (14.7 avg.) and three punt returns for 17 yards (5.7 avg.).

Vs. Carolina (Nov. 2): Started and appeared on 60 of 65 snaps, leading the team with a season-high 91 yards on a team-best seven catches (13.0 avg.).

Vs. Philadelphia (Nov. 10): Started and played 42 of 68 snaps, posting a 5-yard reception and two punt returns for 22 yards (11.0 avg.). Departed the game in the fourth quarter due to a chest injury.

At N.Y. Giants (Nov. 16): Started and appeared on 42 of 55 plays, leading the team with 53 receiving yards on four catches (13.3 avg.).

REGULAR-SEASON COMPARISON: RECEIVING - MINNESOTA VIKINGS

DATE	OPP	W/L	GP/GS	REC	YDS.	AVG.	TD	LG	TGTS	YAC
9/11/22	GB @ MIN	L	P	4	37	9.3	0	23	5	6
1/1/23	GB vs. MIN	W	P	3	20	6.7	0	11	4	15
10/29/23	GB vs. MIN	L	S	4	18	4.5	1	10	9	12
12/31/23	GB @ MIN	W	S	3	28	9.3	0	12	6	5
9/29/24	GB vs. MIN	L	S	4	39	9.8	0	20	8	3
12/29/24	GB @ MIN	L	S	7	58	8.3	0	18	11	28
TOTALS		2/4	6/4	25	200	8.0	1	23	43	69

ROMEO DOUBS' NFL REGULAR-SEASON RUSHING/RECEIVING STATISTICS

DATE	TEAM	GP	GS	RECEIVING					RUSHING				
				NO.	YDS.	AVG.	LG	TD	NO.	YDS.	AVG.	LG	TD
2022	Packers	13	7	42	425	10.1	26	3	1	11	11.0	11	0
2023	Packers	17	16	59	674	11.4	36	8	0	0	0.0	0	0
2024	Packers	13	12	46	601	13.1	39	4	0	0	0.0	0	0
2025	Packers	10	10	39	499	12.8	48	4	0	0	0.0	0	0
NFL TOTALS		53	45	186	2,199	11.8	48	19	1	11	11.0	11	0

ROMEO DOUBS' NFL POSTSEASON RUSHING/RECEIVING STATISTICS

		RECEIVING							RUSHING				
DATE	TEAM	GP	GS	NO.	YDS.	AVG.	LG	TD	NO.	YDS.	AVG.	LG	TD
2023	Packers	2	2	10	234	23.4	46	1	0	0	0.0	0	0
2024	Packers	1	1	2	13	6.5	7	0	0	0	0.0	0	0
NFL TOTALS		3	3	12	247	20.6	46	1	0	0	0.0	0	0

SINGLE-GAME HIGHS: RUSHING/RECEIVING

Receptions	9 vs. Detroit Lions, Sep 28, 2023	Fair Catches	1 vs. Carolina Panthers, Nov 02, 2025
	8 vs. Houston Texans, Oct 20, 2024		22 vs. Philadelphia Eagles, Nov 10, 2025
Receiving Yards	...1 more at 8.	Punt Return Yards	17 at Pittsburgh Steelers, Oct 26, 2025
	95 vs. Detroit Lions, Sep 28, 2023		12 vs. Philadelphia Eagles, Nov 10, 2025
Receiving Average	94 vs. Houston Texans, Oct 20, 2024	Longest Punt Return	11 at Pittsburgh Steelers, Oct 26, 2025
	24.0 at Jacksonville Jaguars, Oct 27, 2024		3 at Pittsburgh Steelers, Oct 26, 2025
Longest Receptions	20.7 vs. Indianapolis Colts, Sep 15, 2024	Punt Returns	2 vs. Philadelphia Eagles, Nov 10, 2025
	48 vs. Detroit Lions, Sep 07, 2025		...2 more at 2.
Receiving TDs	39 vs. Indianapolis Colts, Sep 15, 2024		
	3 at Dallas Cowboys, Sep 28, 2025		
	2 at Seattle Seahawks, Dec 15, 2024		
	...2 more at 2.		

2025 GXG REGULAR SEASON (PACKERS)

			RECEIVING					RUSHING				
DATE	OPPONENT	P/S	NO.	YDS.	AVG.	LG	TD	NO.	YDS.	AVG.	LG	TD
09/07	Lions	S	2	68	34.0	48	0	0	0	0.0	0	0
09/11	Commanders	S	3	28	9.3	17	1	0	0	0.0	0	0
09/21	at Browns	S	2	25	12.5	16	0	0	0	0.0	0	0
09/28	at Cowboys	S	6	58	9.7	18	3	0	0	0.0	0	0
10/12	Bengals	S	5	55	11.0	21	0	0	0	0.0	0	0
10/19	at Cardinals	S	6	72	12.0	22	0	0	0	0.0	0	0
10/26	at Steelers	S	3	44	14.7	24	0	0	0	0.0	0	0
11/02	Panthers	S	7	91	13.0	30	0	0	0	0.0	0	0
11/10	Eagles	S	1	5	5.0	5	0	0	0	0.0	0	0
11/16	at Giants	S	4	53	13.3	22	0	0	0	0.0	0	0
2025 TOTALS		10-10	39	499	12.8	48	4	0	0	0.0	0	0

KINGSLEY ENAGBARE 55

DEFENSIVE LINEMAN
SOUTH CAROLINA

Fourth NFL Season | Fourth Packers Season



Ht: 6-4 | Wt: 258 | Born: January 18, 2000 | NFL Games Played/Started: 61/18 | Acquired: D5-22

AT A GLANCE

- » Last name is pronounced ee-NAG-bar-ee.
- » Was one of four Packers to play in all 51 regular-season games over the last three seasons.
- » Has registered 30-plus tackles, five-plus tackles for a loss, six-plus QB hits and multiple sacks in each of his first three seasons, one of only two players on the team to do so from 2022-24 (DL Rashan Gary).
- » Tied a career high with seven starts in 2024 and recorded career bests in tackles (38), sacks (4½) and forced fumbles (two).
- » Ranked No. 3 on the team in sacks and was tied for No. 7 in tackles for a loss (six) in 2024.
- » Earned first-team All-Southeastern Conference honors and third-team All-America recognition from Pro Football Focus as a senior in 2021 after leading the Gamecocks in tackles for a loss (seven), sacks (4½) and QB hurries (11).
- » Finished his junior season (2020) with a career-high six sacks on his way to earning first-team All-SEC honors from the coaches and second-team recognition from The Associated Press.

2025 SEASON: Has played in all 10 games, recording 23 tackles (seven solo), a half-sack, four quarterback hits, two tackles for a loss and 15 Next Gen Stat QB pressures on defense and a tackle on special teams...Ranks No. 4 on the team in tackles among defensive linemen and in NGS QB pressures.

Vs. Detroit (Sept. 7): Appeared on 21 defensive snaps and 12 snaps on special teams, recording two tackles (assists) on defense and one on special teams.

Vs. Washington (Sept. 11): Appeared on 20 defensive snaps and recorded two solo tackles. Also saw action on 13 special teams snaps.

At Cleveland (Sept. 21): Played 15 snaps on defense and registered a QB hit. Also appeared on 14 special teams snaps.

At Dallas (Sept. 28): Played 13 defensive snaps and recorded an assisted tackle. Also saw action on 11 special teams snaps.

Vs. Cincinnati (Oct. 12): Played 16 defensive snaps and registered two assisted tackles. Also appeared on eight special teams snaps.

At Arizona (Oct. 19): Appeared on 32 defensive snaps, posting a season-high five tackles (two solo) and four NGS QB pressures (tied career high) along with a tackle for a loss and his first sack of the season when he combined with LB Quay Walker to bring down QB Jacoby Brissett for a 7-yard loss on a pass attempt in the third quarter. Brought down RB Zonovan Knight for a 2-yard loss on a second-quarter run. Also played nine special teams snaps.

At Pittsburgh (Oct. 26): Played 29 defensive snaps, registering three tackles (two solo), a tackle for a loss, a QB hit and a NGS QB pressure. Stopped RB Jaylen Warren for a loss of 5 yards on a second-quarter run. All three of his tackles came within a yard of the line of scrimmage. Also saw action on eight special teams snaps.

Vs. Carolina (Nov. 2): Saw action on 26 defensive snaps, posting three tackles (all assists) and two NGS QB pressures (No. 2 on the team). Also played four special teams snaps.

Vs. Philadelphia (Nov. 10): Appeared on a season-high 33 defensive snaps, recording three tackles (one solo) and a NGS QB pressure. All three tackles came within 2 yards of the line of scrimmage. Combined with DL Colby Wooden to stop RB Saquon Barkley short of the line to gain on a third-down run in the fourth quarter, which led to Philadelphia turning the ball over on downs on the following play.

At N.Y. Giants (Nov. 16): Played 40 snaps on defense, posting two assisted tackles, a QB hit and two NGS QB pressures. Pressured QB Jameis Winston on a third-down pass attempt that was completed short of the line to gain. Also appeared on nine special teams snaps.

REGULAR-SEASON COMPARISON: DEFENSIVE - MINNESOTA VIKINGS

DATE	OPP	W/L	GP/GS	TACKLES				SACK	YDS.	INT	TFL	PD	QBH	MISC		
				TOT	SOLO	ASST								TD	FF	FR
9/11/22	GB @ MIN	L	P	2	2	0	0.0	0.0	0	0	0	0	0	0	0	0
1/1/23	GB vs. MIN	W	S	1	0	1	0.0	0.0	0	0	0	0	2	0	0	0
10/29/23	GB vs. MIN	L	P	2	2	0	0.0	0.0	0	1	0	0	0	0	0	0
12/31/23	GB @ MIN	W	P	1	1	0	0.0	0.0	0	0	0	0	1	0	0	0
9/29/24	GB vs. MIN	L	P	0	0	0	0.0	0.0	0	0	0	0	0	0	0	0
12/29/24	GB @ MIN	L	S	1	0	1	0.0	0.0	0	0	0	0	0	0	0	0
TOTALS		2/4	6/2	7	5	2	0.0	0.0	0	1	0	3	0	0	0	0

KINGSLEY ENAGBARE'S NFL REGULAR-SEASON DEFENSIVE STATISTICS

		TACKLES										INTERCEPTIONS										ST				MISC	
YEAR	TEAM	GP	GS	TK	S	A	TFL	YDS	SK	YDS	QBH	NO	YDS	LG	TD	PD	FF	FR	TD	YDS	TK	S	A	FF	FR	S	A
2022	Packers	17	7	31	18	13	5	17	3.0	8.0	8	0	0	0	3	0	0	0	0	0	0	0	0	0	0	0	0
2023	Packers	17	4	35	25	10	8	15	2.0	9.0	6	0	0	0	1	1	1	0	0	2	20	0	0	0	0	0	0
2024	Packers	17	7	38	17	21	6	44	4.5	36.5	8	0	0	0	0	2	0	0	0	1	10	0	0	0	0	0	0
2025	Packers	10	0	23	7	16	2	7	0.5	3.5	4	0	0	0	0	0	0	0	0	1	0	1	0	0	0	0	0
NFL TOTALS		61	18	127	67	60	21	83	10.0	57.0	26	0	0	0	4	3	1	0	0	4	3	1	0	0	0	0	0

KINGSLEY ENAGBARE'S NFL POSTSEASON DEFENSIVE STATISTICS

		TACKLES									INTERCEPTIONS									ST				MISC			
YEAR	TEAM	GP	GS	TK	S	A	TFL	YDS	SK	YDS	QBH	NO	YDS	LG	TD	PD	FF	FR	TD	YDS	TK	S	A	FF	FR	S	A
2023	Packers	1	0	1	1	0	0	0	0.0	0.0	2	0	0	0	0	0	0	0	0	0	0	0	0	0	0	0	0
2024	Packers	1	1	4	2	2	0	0	0.0	0.0	0	0	0	0	0	0	0	0	0	0	0	0	0	0	0	0	0
NFL TOTALS		2	1	5	3	2	0	0	0.0	0.0	2	0	0	0	0	0	0	0	0	0	0	0	0	0	0	0	0

SINGLE-GAME HIGHS: DEFENSIVE

Total Tackles	7 at Philadelphia Eagles, Nov 27, 2022 5 at Arizona Cardinals, Oct 19, 2025 ...4 more at 5.	Forced Fumbles	1 at Los Angeles Rams, Oct 06, 2024 1 at Tennessee Titans, Sep 22, 2024 ...1 more at 1.
Solo Tackles	5 at Seattle Seahawks, Dec 15, 2024 4 vs. Miami Dolphins, Nov 28, 2024 ...1 more at 4.	Fumble Recoveries	1 vs. Tampa Bay Buccaneers, Dec 17, 2023 3 at Seattle Seahawks, Dec 15, 2024
Sacks	2.0 at Seattle Seahawks, Dec 15, 2024 1.5 at Tennessee Titans, Sep 22, 2024 1.0 vs. Miami Dolphins, Nov 28, 2024 ...5 more at 1.0.	Tackles For Loss	2 vs. Chicago Bears, Jan 07, 2024 ...2 more at 2.
Passes Defensed	1 at Chicago Bears, Sep 10, 2023 1 at Miami Dolphins, Dec 25, 2022 ...2 more at 1.	Special Teams Tackles	1 vs. Detroit Lions, Sep 07, 2025 1 at Minnesota Vikings, Dec 29, 2024 ...2 more at 1.



2025 GXG REGULAR SEASON (PACKERS)


DATE	OPPONENT	P/S	TK	S	A	SK	YDS	INT	PD	FF	FR
09/07	Lions	P	2	0	2	0.0	0.0	0	0	0	0
09/11	Commanders	P	2	2	0	0.0	0.0	0	0	0	0
09/21	at Browns	P	0	0	0	0.0	0.0	0	0	0	0
09/28	at Cowboys	P	1	0	1	0.0	0.0	0	0	0	0
10/12	Bengals	P	2	0	2	0.0	0.0	0	0	0	0
10/19	at Cardinals	P	5	2	3	0.5	3.5	0	0	0	0
10/26	at Steelers	P	3	2	1	0.0	0.0	0	0	0	0
11/02	Panthers	P	3	0	3	0.0	0.0	0	0	0	0
11/10	Eagles	P	3	1	2	0.0	0.0	0	0	0	0
11/16	at Giants	P	2	0	2	0.0	0.0	0	0	0	0
2025 TOTALS		10-0	23	7	16	0.5	3.5	0	0	0	0

JOHN
FITZPATRICK
86

TIGHT END
GEORGIA

Fourth NFL Season | Second Packers Season



Ht: 6-7 | Wt: 262 | Born: March 9, 2000 | NFL Games Played/Started: 28/1 | Acquired: FA-24 (PS-Atl.)

- AT A GLANCE
- » Selected by the Atlanta Falcons in the sixth round of the 2022 NFL Draft (No. 213 overall).
 - » Has appeared in 19 regular-season games and one postseason contest in his career.
 - » Played in 38 games with 13 starts in four seasons at Georgia (2018-21), recording 17 receptions for 200 yards (11.8 avg.) and a TD.

2025 SEASON: Has appeared in all 10 games with one start and has posted six catches for 29 yards (4.8 avg.) and a TD.

Vs. Detroit (Sept. 7): Appeared on 15 plays on offense and three on special teams, posting a 2-yard reception.

Vs. Washington (Sept. 11): Played 21 snaps on offense and nine on special teams.

At Cleveland (Sept. 21): Appeared on 15 plays on offense and five on special teams, finishing with two catches for 12 yards (6.0 avg.), including his first NFL touchdown when he hauled in a 3-yard pass in the end zone from QB Jordan Love late in the third quarter.

At Dallas (Sept. 28): Played 10 snaps on offense and two on special teams.

Vs. Cincinnati (Oct. 12): Appeared on 12 plays on offense.

At Arizona (Oct. 19): Played 16 snaps on offense and six on special teams and posted a 6-yard reception.

At Pittsburgh (Oct. 26): Appeared on 22 plays on offense and registered a 4-yard catch.

Vs. Carolina (Nov. 2): Played 18 snaps on offense.

Vs. Philadelphia (Nov. 10): Appeared on 14 plays on offense.

At N.Y. Giants (Nov. 16): Made his first NFL start, appearing on a season-high 35 snaps and posting a 5-yard reception. Helped the Packers post a season-best rushing average of 5.6 yards per carry (128 yards on 23 attempts).

REGULAR-SEASON COMPARISON: RECEIVING - MINNESOTA VIKINGS										
DATE	OPP	W/L	GP/GS	REC	YDS.	AVG.	TD	LG	TGTS	YAC
11/5/23	ATL vs. MIN	L	P	0	0	0	0	0	0	0
12/29/24	GB @ MIN	L	P	0	0	0	0	0	0	0
TOTALS		0/2	2/0	0	0	0	0	0	0	0

JOHN FITZPATRICK'S NFL REGULAR-SEASON RECEIVING STATISTICS								
RECEIVING								
DATE	TEAM	GP	GS	NO.	YDS.	AVG.	LG	TD
2023	Falcons	9	0	1	12	12.0	12	0
2024	Packers	9	0	1	2	2.0	2	0
2025	Packers	10	1	6	29	4.8	9	1
NFL TOTALS		28	1	8	43	5.4	12	1

JOHN FITZPATRICK'S NFL POSTSEASON RECEIVING STATISTICS								
RECEIVING								
DATE	TEAM	GP	GS	NO.	YDS.	AVG.	LG	TD
2024	Packers	1	0	0	0	0.0	0	0
NFL TOTALS		1	0	0	0	0.0	0	0

2025 GXG REGULAR SEASON (PACKERS)							
RECEIVING							
DATE	OPPONENT	P/S	NO.	YDS.	AVG.	LG	TD
09/07	Lions	P	1	2	2.0	2	0
09/11	Commanders	P	0	0	0.0	0	0
09/21	at Browns	P	2	12	6.0	9	1
09/28	at Cowboys	P	0	0	0.0	0	0
10/12	Bengals	P	0	0	0.0	0	0
10/19	at Cardinals	P	1	6	6.0	6	0
10/26	at Steelers	P	1	4	4.0	4	0
11/02	Panthers	P	0	0	0.0	0	0
11/10	Eagles	P	0	0	0.0	0	0
11/16	at Giants	S	1	5	5.0	5	0
2025 TOTALS	10-1		6	29	4.8	9	1

RASHAN GARY 52

DEFENSIVE LINEMAN
MICHIGAN

Seventh NFL Season | Seventh Packers Season



Ht: 6-5 | Wt: 277 | Born: December 3, 1997 | NFL Games Played/Started: 100/69 | Acquired: D1A-19

AT A GLANCE

- » Is one of only three players in the NFL (T.J. Watt, Myles Garrett) to post 40-plus sacks (44.5), 100-plus QB hits (101), five-plus forced fumbles (seven) and five-plus fumble recoveries (seven) since 2020.
- » Is the only player in the league to post six-plus sacks, a forced fumble and a fumble recovery in each of the last five seasons (2021-25) and is the only Packer to hit those marks in five consecutive seasons dating back to 2000.
- » Ranks No. 6 in franchise history (since 1982) with 46.5 career sacks. He trails DL Aaron Kampman (54.0) for No. 5 and LB Tim Harris (55.0), for No. 4.
- » Started all 17 games and led the team in sacks (7½), QB hits (15) and QB pressures (52) on the way to earning his first career Pro Bowl selection in 2024.
- » In 2023, was one of only four NFL players with nine-plus sacks (nine), multiple forced fumbles (two) and multiple fumble recoveries (two) during the regular season.
- » Earned first-team All-Big Ten recognition from the league's coaches as a sophomore and as a junior at the University of Michigan, also earning second-team honors from The Associated Press in both of those seasons.

2025 SEASON: Has started all 10 games, posting 34 tackles (18 solo), 7.5 sacks (No. 2 on the team and tied for No. 10 in the NFL), seven tackles for a loss (tied for team lead), 13 QB hits (No. 2 on the team), a fumble recovery and 31 Next Gen Stat QB pressures (No. 2 on the team)...Is the only defensive player in the NFL to register a fumble recovery in every season dating back to 2019 (Stathead.com)...Dating back to last season, had a streak of four straight games with a sack (Week 18 of 2024, Weeks 1-3 of 2025) that matched his career high (Weeks 1-4 in 2022) and tied for the third-longest streak in team history (since 1982) behind only five-game streaks from LB Tim Harris (1989) and DE Kabeer Gbaja-Biamila (2000-01).

Vs. Detroit (Sept. 7): Played on 47 defensive snaps, recording seven tackles (three solo), 1.5 sacks, a tackle for a loss, three QB hits and five NGS QB pressures. Teamed with DL Lukas Van Ness in the third quarter to bring QB Jared Goff down for a loss of 6 yards on third-and-6, forcing a punt. On first-and-10 on the first play of the fourth quarter, took Goff down for a loss of 7 yards at the Detroit 1 on a drive that resulted in a three-and-out.

Vs. Washington (Sept. 11): Saw action on 43 defensive snaps, recording three tackles (two solo), a tackle for a loss, a QB hit, three NGS QB pressures, and late in the third quarter, he beat a chip by the tight end and rushed by the outside shoulder of the tackle to sack QB Jayden Daniels for a loss of 8 yards.

At Cleveland (Sept. 21): Played 44 defensive snaps, recording three tackles (all solo), two sacks, two tackles for a loss, three QB hits and four NGS QB pressures. It marked his sixth career game with multiple sacks, with both sacks coming on third down. Has streak of four straight games with a sack dating back to last season matches his career high (Weeks 1-4 in 2022) and is tied for the third-longest streak in team history (since 1982) behind only five-game streaks from LB Tim Harris (1989) and DE Kabeer Gbaja-Biamila (2000-01).

At Dallas (Sept. 28): Saw action on 43 defensive snaps and posted four tackles (two solo). All four stops came on run plays, including tackles for a gain of a yard and two yards.

Vs. Cincinnati (Oct. 12): Played on 40 defensive snaps, recording a tackle (assist), two QB hits and three NGS QB pressures. Tied for the team lead in QB hits and tied for No. 2 on the team in NGS QB pressures.

At Arizona (Oct. 19): Saw action on 47 defensive snaps, posting two tackles (both solo), a tackle for a loss, two QB hits, a sack and a forced fumble when he cut inside the tackle and knocked the ball out from QB Jacoby Brissett that was recovered by S Evan Williams at the Arizona 44 with just under 12 minutes to play in the third quarter. The Packers scored five plays later to tie the game at 13.

At Pittsburgh (Oct. 26): Played 53 defensive snaps and led the team with two sacks, two tackles for a loss and two QB hits to go with four tackles (three solo) and three NGS QB pressures (tied for the team lead). Both sacks came on third downs, one in the first quarter and one in the fourth quarter.

Vs. Carolina (Nov. 2): Posted three tackles (all assists) and a team-high four NGS QB pressures on 41 defensive snaps. With under five minutes to play in the first quarter, crashed inside to help stop RB Rico Dowdle for no gain on a third-and-1.

Vs. Philadelphia (Nov. 10): Played 38 defensive snaps, finishing with four tackles (one solo) and two NGS QB pressures (No. 2 on the team).

At N.Y. Giants (Nov. 16): Saw action on 39 defensive snaps, recording three tackles (two solo), two NGS QB pressures (tied for No. 2 on the team) and recovered the ball on a sack/forced fumble by DL Micah Parsons to end the game. On a third-and-1 early in the third quarter, worked his way down the line to stuff RB Devin Singletary for no gain.

REGULAR-SEASON COMPARISON: DEFENSIVE - MINNESOTA VIKINGS

DATE	OPP	W/L	GP/GS	TACKLES			SACK	YDS.	INT	TFL	PD	QBH	MISC		
				TOT	SOLO	ASST							TD	FF	FR
9/15/19	GB vs. MIN	W	P	0	0	1	0.0	0.0	0	0	0	0	0	0	0
12/23/19	GB @ MIN	W	P	2	0	2	0.0	0.0	0	0	0	1	0	0	0
9/13/20	GB @ MIN	W	P	2	1	1	0.0	0.0	0	0	0	2	0	0	0
11/1/20	GB vs. MIN	L	P	0	0	0	0.0	0.0	0	0	0	0	0	0	0
1/2/22	GB vs. MIN	W	S	2	2	0	1.0	10.0	0	2	0	4	0	0	0
9/11/22	GB @ MIN	L	S	7	3	4	1.0	8.0	0	1	0	2	0	0	0
10/29/23	GB vs. MIN	L	S	3	2	1	0.0	0.0	0	1	0	0	0	0	0
12/31/23	GB @ MIN	W	S	3	1	2	0.0	0.0	0	0	0	2	0	0	0
9/29/24	GB vs. MIN	L	S	4	4	0	0.0	0.0	0	0	0	0	0	0	0
12/29/24	GB @ MIN	L	S	3	2	1	0.0	0.0	0	2	0	0	0	0	0
TOTALS		5/5	10/6	26	15	12	2.0	18.0	0	6	0	11	0	0	0



RASHAN GARY'S NFL REGULAR-SEASON DEFENSIVE STATISTICS

YEAR	TEAM	GP	GS	TK	S	TACKLES					INTERCEPTIONS										ST					MISC		
						A	TFL	YDS	SK	YDS	QBH	NO	YDS	LG	TD	PD	FF	FR	TD	YDS	TK	A	FF	FR	S	A	S	A
2019	Packers	16	0	30	14	16	3	16	2.0	13.0	7	0	0	0	0	0	0	1	0	0	0	0	0	0	0	0	0	0
2020	Packers	15	4	35	19	16	5	27	5.0	31.0	11	0	0	0	0	1	0	1	0	1	0	0	0	0	0	0	0	0
2021	Packers	16	16	47	27	20	8	52	9.5	71.0	28	0	0	0	0	2	1	0	0	0	0	0	0	0	0	0	0	0
2022	Packers	9	9	32	21	11	7	41	6.0	45.0	12	0	0	0	0	1	1	1	0	0	0	0	0	0	0	0	0	0
2023	Packers	17	13	44	23	21	7	46	9.0	47.5	22	0	0	0	0	2	2	2	0	0	0	0	0	0	0	0	0	0
2024	Packers	17	17	47	26	21	9	41	7.5	42.0	15	0	0	0	0	1	1	1	0	0	0	0	0	0	0	0	0	0
2025	Packers	10	10	34	18	16	7	41	7.5	44.0	13	0	0	0	0	1	1	0	0	0	0	0	0	0	0	0	0	0
NFL TOTALS		100	69	269	148	121	46	264	46.5	293.5	108	0	0	0	0	5	7	8	0	1	0	0	0	0	0	0	0	0

RASHAN GARY'S NFL POSTSEASON DEFENSIVE STATISTICS

YEAR	TEAM	GP	GS	TK	S	TACKLES					INTERCEPTIONS										ST					MISC		
						A	TFL	YDS	SK	YDS	QBH	NO	YDS	LG	TD	PD	FF	FR	TD	YDS	TK	A	FF	FR	S	A	S	A
2019	Packers	2	0	2	0	2	0	0	0.0	0.0	0	0	0	0	0	0	0	0	0	0	0	0	0	0	0	0	0	0
2020	Packers	2	0	5	3	2	1	4	1.5	8.5	3	0	0	0	0	0	0	0	0	0	0	0	0	0	0	0	0	0
2021	Packers	1	1	4	4	0	3	10	2.0	10.0	3	0	0	0	0	0	0	0	0	0	0	0	0	0	0	0	0	0
2023	Packers	2	2	5	1	4	0	0	0.0	0.0	2	0	0	0	0	0	0	0	0	0	0	0	0	0	0	0	0	0
2024	Packers	1	1	3	1	2	1	7	1.0	7.0	1	0	0	0	0	0	0	0	0	0	0	0	0	0	0	0	0	0
NFL TOTALS		8	4	19	9	10	5	21	4.5	25.5	9	0	0	0	0	0	0	0	0	0	0	0	0	0	0	0	0	0

SINGLE-GAME HIGHS: DEFENSIVE

Total Tackles	7 vs. Detroit Lions, Sep 07, 2025 7 at Detroit Lions, Nov 23, 2023 ...3 more at 7.	Forced Fumbles	2 at Detroit Lions, Nov 23, 2023 1 at Arizona Cardinals, Oct 19, 2025 ...4 more at 1.
Solo Tackles	5 at Detroit Lions, Nov 23, 2023 4 vs. Minnesota Vikings, Sep 29, 2024 ...3 more at 4.	Fumble Recoveries	1 at New York Giants, Nov 16, 2025 1 vs. New Orleans Saints, Dec 23, 2024 ...6 more at 1.
Sacks	3.0 at Detroit Lions, Nov 23, 2023 3.0 vs. New Orleans Saints, Sep 24, 2023	Tackles For Loss	3 vs. New Orleans Saints, Sep 24, 2023 2 at Cleveland Browns, Sep 21, 2025 ...5 more at 2.
Passes Defensed	1 at Philadelphia Eagles, Sep 06, 2024 1 vs. Chicago Bears, Jan 07, 2024 ...3 more at 1.	Longest Opp Fumble Return	1 at Chicago Bears, Jan 03, 2021

2025 GXG REGULAR SEASON (PACKERS)

DATE	OPPONENT	P/S	TK	S	A	SK	YDS	INT	PD	FF	FR
09/07	Lions	S	7	3	4	1.5	10.0	0	0	0	0
09/11	Commanders	S	3	2	1	1.0	8.0	0	0	0	0
09/21	at Browns	S	3	3	0	2.0	17.0	0	0	0	0
09/28	at Cowboys	S	4	2	2	0.0	0.0	0	0	0	0
10/12	Bengals	S	1	0	1	0.0	0.0	0	0	0	0
10/19	at Cardinals	S	2	2	0	1.0	2.0	0	0	1	0
10/26	at Steelers	S	4	3	1	2.0	7.0	0	0	0	0
11/02	Panthers	S	3	0	3	0.0	0.0	0	0	0	0
11/10	Eagles	S	4	1	3	0.0	0.0	0	0	0	0
11/16	at Giants	S	3	2	1	0.0	0.0	0	0	0	1
2025 TOTALS		10-10	34	18	16	7.5	44.0	0	0	1	1

TRAVIS
GLOVER
79

TACKLE
GEORGIA STATE

Second NFL Season | Second Packers Season



Ht: 6-6 | Wt: 317 | Born: August 17, 2000 | NFL Games Played/Started: 7/0 | Acquired: D6-24

AT A GLANCE

- » Played in the final seven regular-season games for the Packers in 2024.
- » Was selected by the Packers in the sixth round (No. 202 overall) of the 2024 NFL Draft, becoming the first Georgia State player ever drafted by Green Bay.
- » Became just the fourth player drafted in school history, joining DL Christo Bilukidi, OL Ulrick John and WR Robert Davis.
- » Played in 59 games with 57 starts (35 at LT, 18 at RT and four at LG) in five seasons at Georgia State (2019-23), helping the Panthers to four bowl games in five seasons.

2025 SEASON: Placed on injured reserve on Aug. 6.

2025 GYG REGULAR SEASON (PACKERS)

DATE	OPPONENT	P/S	
09/07	Lions		INJURED RESERVE
09/11	Commanders		INJURED RESERVE
09/21	at Browns		INJURED RESERVE
09/28	at Cowboys		INJURED RESERVE
10/12	Bengals		INJURED RESERVE
10/19	at Cardinals		INJURED RESERVE
10/26	at Steelers		INJURED RESERVE
11/02	Panthers		INJURED RESERVE
11/10	Eagles		INJURED RESERVE
11/16	at Giants		INJURED RESERVE
2025 TOTALS		0-0	

MATTHEW GOLDEN

0

WIDE RECEIVER
TEXAS

Rookie



Ht: 5-11 | Wt: 191 | Born: August 1, 2003 | NFL Games Played/Started: 9/4 | Acquired: D1-25

AT A GLANCE

- » Appeared in 36 games with 33 starts in his three collegiate seasons (Houston, 2022-23; Texas, 2024), finishing his career with 134 receptions for 1,975 yards (14.7 avg.) and 22 TDs.
- » Was one of only six FBS players to post 35-plus receptions, 400-plus receiving yards and six-plus TD catches each season from 2022-24.
- » Among players with 50-plus catches in 2024, ranked No. 12 in the nation in yards per catch (17.0 avg.), the top mark by a University of Texas player (min. 50 rec.) since WR Roy Williams (17.8 avg.) in 2002.
- » Started all 16 games for the Longhorns in 2024, leading the team with a career-high 58 catches for a career-best 987 yards (17.0 avg.) and a career-high nine TDs.
- » Played in 20 games with 17 starts in two seasons at Houston (2022-23), posting 76 receptions for 988 yards (13.0 avg.) and 13 TDs along with 14 kickoff returns for 437 yards (31.2 avg.) and two TDs.
- » Was tied for No. 2 in the nation with two kickoff return TDs in 2023 and took home second-team All-Big 12 honors at kick returner/punt returner.
- » Ranked No. 7 among FBS true freshmen in 2022 with 584 receiving yards and set a school record for the most receiving TDs by a true freshman with seven.

2025 SEASON: Has played in nine games with four starts and has posted 24 receptions for 286 yards (11.9 avg.), eight carries for 45 yards (5.6 avg.) and six punt returns for 28 yards (4.7 avg.)....Ranks No. 3 in the NFL among rookie WRs with an average of 36.8 scrimmage yards per game...Has posted nine receptions for 195 yards on third/fourth down, an average of 21.7 yards per catch that ranks No. 3 in the NFL (min. five receptions)...Leads all NFL rookie WRs (min. 30 targets) with an average of 8.9 yards per target...Has been inactive (shoulder) for one game.

Vs. Detroit (Sept. 7): Started in his NFL debut and played 23 snaps, posting two receptions for 16 yards (8.0 avg.). Made his first career catch on Green Bay's opening drive, hauling in an 11-yard grab at the Detroit 31 on third-and-6. Also had an 11-yard punt return.

Vs. Washington (Sept. 11): Appeared on 40 snaps on offense and three on special teams, posting one punt return for a loss of 2 yards.

At Cleveland (Sept. 21): Started and played 46 of 65 snaps, leading the team with a career-high 52 receiving yards on four catches (13.0 avg.), including a career-long 34-yard grab down the right sideline on third down to the Green Bay 38. Added two punt returns for 8 yards (4.0 avg.).

At Dallas (Sept. 28): Appeared on 49 of 83 snaps, finishing with a career-high five catches for a career-best 58 yards (11.6 avg.). On the Packers' game-tying drive in overtime, made a 14-yard grab over the middle on fourth-and-6 to keep the drive alive. Also had two punt returns for 11 yards (5.5 avg.).

Vs. Cincinnati (Oct. 12): Played 42 of 61 snaps and led the team with a career-high 86 receiving yards on three catches (28.7 avg.), with all three picking up first downs. Posted a pair of 30-plus-yard receptions, hauling in a 35-yard pass down the left sideline in the second quarter to the Cincinnati 35 and a 31-yarder late in the fourth quarter on a third-and-8 that helped set up the game-clinching field goal. Added a career-high 16 yards rushing on two carries (8.0 avg.) to finish with a career-high 102 yards from scrimmage.

At Arizona (Oct. 19): Started and played 41 of 56 snaps, hauling in four passes for 37 yards (9.3 avg.). Matched his career high with three receiving first downs.

At Pittsburgh (Oct. 26): Started and played 42 of 64 snaps, posting three catches for 4 yards (1.3 avg.).

Vs. Carolina (Nov. 2): Appeared on 24 snaps, recording two receptions for 9 yards (4.5 avg.) before departing the game in the third quarter due to a shoulder injury.

Vs. Philadelphia (Nov. 10): Inactive (shoulder).

At N.Y. Giants (Nov. 16): Played 19 snaps and posted a 24-yard reception.

MATTHEW GOLDEN'S NFL REGULAR-SEASON RUSHING/RECEIVING STATISTICS

DATE	TEAM	GP	GS	RECEIVING					RUSHING				
				NO.	YDS.	AVG.	LG	TD	NO.	YDS.	AVG.	LG	TD
2025	Packers	9	4	24	286	11.9	46	0	8	45	5.6	9	0
NFL TOTALS		9	4	24	286	11.9	46	0	8	45	5.6	9	0

MATTHEW GOLDEN'S NFL REGULAR-SEASON RETURN STATISTICS

KICKOFF RETURNS							PUNT RETURNS					
DATE	TEAM	RET.	YDS.	AVG.	LG	TD	NO.	FC	YDS.	AVG.	LG	TD
2025	Packers	0	0	0.0	0	0	6	2	28	4.7	11	0
NFL TOTALS		0	0	0.0	0	0	6	2	28	4.7	11	0

SINGLE-GAME HIGHS: RUSHING/RECEIVING

Rush Attempts	3 at Cleveland Browns, Sep 21, 2025
	2 vs. Cincinnati Bengals, Oct 12, 2025
	...1 more at 2.
Rushing Yards	16 vs. Cincinnati Bengals, Oct 12, 2025
	15 vs. Washington Commanders, Sep 11, 2025
Longest Runs	9 vs. Washington Commanders, Sep 11, 2025
	8 vs. Cincinnati Bengals, Oct 12, 2025
	...1 more at 8.
Receptions	5 at Dallas Cowboys, Sep 28, 2025
	4 at Arizona Cardinals, Oct 19, 2025
	...1 more at 4.
Receiving Yards	86 vs. Cincinnati Bengals, Oct 12, 2025
	58 at Dallas Cowboys, Sep 28, 2025
Receiving Average	28.7 vs. Cincinnati Bengals, Oct 12, 2025
	13.0 at Cleveland Browns, Sep 21, 2025

Longest Receptions	46 at Dallas Cowboys, Sep 28, 2025
	35 vs. Cincinnati Bengals, Oct 12, 2025
All-Purpose Yards	102 vs. Cincinnati Bengals, Oct 12, 2025
	74 at Dallas Cowboys, Sep 28, 2025
Punt Return Yards	11 at Dallas Cowboys, Sep 28, 2025
	11 vs. Detroit Lions, Sep 07, 2025
Longest Punt Return	11 vs. Detroit Lions, Sep 07, 2025
	9 at Dallas Cowboys, Sep 28, 2025
Punt Returns	2 at Dallas Cowboys, Sep 28, 2025
	2 at Cleveland Browns, Sep 21, 2025
Scrimmage Yards	102 vs. Cincinnati Bengals, Oct 12, 2025
	63 at Dallas Cowboys, Sep 28, 2025


2025 GXG REGULAR SEASON (PACKERS)


DATE	OPPONENT	P/S	RECEIVING					RUSHING					
			NO.	YDS.	AVG.	LG	TD	NO.	YDS.	AVG.	LG	TD	
09/07	Lions	S	2	16	8.0	11	0	0	0	0.0	0	0	
09/11	Commanders	P	0	0	0.0	0	0	2	15	7.5	9	0	
09/21	at Browns	S	4	52	13.0	34	0	3	9	3.0	4	0	
09/28	at Cowboys	P	5	58	11.6	46	0	1	5	5.0	5	0	
10/12	Bengals	P	3	86	28.7	35	0	2	16	8.0	8	0	
10/19	at Cardinals	S	4	37	9.3	17	0	0	0	0.0	0	0	
10/26	at Steelers	S	3	4	1.3	4	0	0	0	0.0	0	0	
11/02	Panthers	P	2	9	4.5	6	0	0	0	0.0	0	0	
11/10	Eagles							INACTIVE/INJURY					
11/16	at Giants	P	1	24	24.0	24	0	0	0	0.0	0	0	
2025 TOTALS			9-4	24	286	11.9	46	0	8	45	5.6	9	0

KAMAL
HADDEN
36

CORNERBACK
TENNESSEE

First NFL Season | First Packers Season



 **Ht: 6-1 | Wt: 192 | Born: January 17, 2001 | NFL Games Played/Started: 6/0 | Acquired: FA-24**

AT A GLANCE

» Selected by the Kansas City Chiefs in the sixth round (No. 211 overall) of the 2024 NFL Draft.

» Spent the 2024 season on Green Bay's practice squad and was elevated to the active roster for two games.

» In his three seasons at Tennessee, played in 23 games with 15 starts and recorded 87 tackles (56 solo), 5½ tackles for a loss, six interceptions, 18 passes defended and two forced fumbles.

2025 SEASON: Has played in four games on special teams...Dressed but did not play in three contests and was inactive (healthy scratch) for the other three games.

- Vs. Detroit (Sept. 7):** Appeared on two special teams snaps.
- Vs. Washington (Sept. 11):** Appeared on three special teams snaps.
- At Cleveland (Sept. 21):** Inactive (healthy scratch).
- At Dallas (Sept. 28):** Inactive (healthy scratch).
- Vs. Cincinnati (Oct. 12):** Inactive (healthy scratch).
- At Arizona (Oct. 19):** Was active, but did not see any action.
- At Pittsburgh (Oct. 26):** Was active, but did not see any action.
- Vs. Carolina (Nov. 2):** Was active, but did not see any action.
- Vs. Philadelphia (Nov. 10):** Saw action on six special teams snaps.
- At N.Y. Giants (Nov. 16):** Played six snaps on special teams.

REGULAR-SEASON COMPARISON: DEFENSIVE - MINNESOTA VIKINGS															
DATE	OPP	W/L	GP/GS	TACKLES				ASST	SACK	YDS.	INT	TFL	PD	QBH	MISC
				TOT	SOLO										TD
9/29/24	GB vs. MIN	L	P	0	0	0	0	0	0.0	0.0	0	0	0	0	0
TOTALS		0/1	1/0	0	0	0	0	0	0.0	0.0	0	0	0	0	0

KAMAL HADDEN'S NFL REGULAR-SEASON DEFENSIVE STATISTICS																										
YEAR	TEAM	GP	GS	TACKLES								INTERCEPTIONS								ST				MISC		
				TK	S	A	TFL	YDS	SK	YDS	QBH	NO	YDS	LG	TD	PD	FF	FR	TD	YDS	TK	S	A	FF	FR	S
2024	Packers	2	0	0	0	0	0	0	0.0	0.0	0.0	0	0	0	0	0	0	0	0	0	0	0	0	0	0	0
2025	Packers	4	0	0	0	0	0	0	0.0	0.0	0.0	0	0	0	0	0	0	0	0	0	0	0	0	0	0	0
NFL TOTALS		6	0	0	0	0	0	0	0.0	0.0	0.0	0	0	0	0	0	0	0	0	0	0	0	0	0	0	0

2025 GYGX REGULAR SEASON (PACKERS)													
DATE	OPPONENT	P/S	TK	S	A	SK	YDS	INT	PD	FF	FR		
09/07	Lions	P	0	0	0	0	0.0	0	0	0	0		
09/11	Commanders	P	0	0	0	0	0.0	0	0	0	0		
09/21	at Browns												
09/28	at Cowboys												
10/12	Bengals												
10/19	at Cardinals												
10/26	at Steelers												
11/02	Panthers												
11/10	Eagles	P	0	0	0	0	0.0	0	0	0	0		
11/16	at Giants	P	0	0	0	0	0.0	0	0	0	0		
2025 TOTALS		4-0	0	0	0	0	0.0	0	0	0	0		

LUCAS
HAVRISIK
35
KICKER
ARIZONA



Second NFL Season | First Packers Season

Ht: 6-2 | Wt: 185 | Born: September 29, 1999 | NFL Games Played/Started: 12/0 | Acquired: FA-25

AT A GLANCE

- » Originally signed as an undrafted free agent in 2022 by the Indianapolis Colts.
- » Has spent time on the practice squad with the Cleveland Browns (2023) and the Buffalo Bills (2024).
- » Made nine regular season appearances for the Los Angeles Rams in 2023, converting 15 of 20 field-goal attempts and 19 of 22 extra points.
- » Played in 10 games for the Dallas Renegades of the United Football League in 2025, making 22 of 25 field goals.

2025 SEASON: Has appeared in three games, connecting on 4 of 4 field-goal attempts (100.0 pct.) and 7 of 9 extra points (77.8 pct.)...Was inactive (healthy scratch) for three contests (Weeks 8-10).

Vs. Cincinnati (Oct. 12): Made both field goals (43, 39) and converted all three extra points in his debut with the Packers. His 39-yarder with 1:52 remaining clinched the 27-18 win.

At Arizona (Oct. 19): Made both field goals (31, 61) and converted all three extra points. His 61-yard FG as time expired in the first half was the longest in franchise history.

At Pittsburgh (Oct. 26): Inactive (healthy scratch).

Vs. Carolina (Nov. 2): Inactive (healthy scratch).

Vs. Philadelphia (Nov. 10): Inactive (healthy scratch).

At N.Y. Giants (Nov. 16): Converted two extra points and did not attempt a field goal.

LUCAS HAVRISIK'S NFL REGULAR-SEASON KICKING STATISTICS											
DATE	TEAM	GP	FGM	FGA	PCT.	LG	XP	XPA	PCT.	BLK	PTS
2023	Rams	9	15	20	75.0	52	19	22	86.4	0	64
2025	Packers	3	4	4	100.0	61	7	9	77.8	0	19
NFL TOTALS		12	19	24	79.2	61	26	31	83.9	0	83

LUCAS HAVRISIK'S NFL REGULAR-SEASON FIELD-GOAL ACCURACY STATISTICS											
DATE	TEAM	1-19	PCT.	20-29	PCT.	30-39	PCT.	40-49	PCT.	50+	PCT.
2023	Rams	0-0	0.0	8-8	100.0	3-3	100.0	2-6	33.3	2-3	66.7
2025	Packers	0-0	0.0	0-0	0.0	2-2	100.0	1-1	100.0	1-1	100.0
NFL TOTALS		0-0	0.0	8-8	100.0	5-5	100.0	3-7	42.9	3-4	75.0

SINGLE-GAME HIGHS: KICKER

Field Goals Made	3 vs. New Orleans Saints, Dec 21, 2023 3 at Baltimore Ravens, Dec 10, 2023 4 vs. New Orleans Saints, Dec 21, 2023 3 vs. Washington Commanders, Dec 17, 2023 ...2 more at 3.	Points	12 vs. New Orleans Saints, Dec 21, 2023 11 at Baltimore Ravens, Dec 10, 2023 65.0 at New York Giants, Dec 31, 2023 63.4 at Arizona Cardinals, Oct 19, 2025
Longest Field Goals Made	61 at Arizona Cardinals, Oct 19, 2025 52 at Green Bay Packers, Nov 05, 2023	Kickoff Average	80.0 at Arizona Cardinals, Nov 26, 2023 75.0 vs. New Orleans Saints, Dec 21, 2023 5 at New York Giants, Dec 31, 2023
Longest Field Goal Attempts	52 at Green Bay Packers, Nov 05, 2023 51 at Baltimore Ravens, Dec 10, 2023	Extra Point Attempt Percentage	2 at Arizona Cardinals, Oct 19, 2025 ...1 more at 2.
PATs Made	4 vs. Cleveland Browns, Dec 03, 2023 4 at Arizona Cardinals, Nov 26, 2023	Field Goal Percentage	
PAT Attempts	5 at Arizona Cardinals, Nov 26, 2023 4 at New York Giants, Dec 31, 2023 ...1 more at 4.	Touchbacks	

2025 GXG REGULAR SEASON (PACKERS)

		FIELD GOALS					EXTRA POINTS				
DATE	OPPONENT		FGM	FGA	PCT	LG	XP	XPA	PCT	BLK	PTS
10/12	Bengals	P	2	2	100.0	43	3	3	100.0	0	9
10/19	at Cardinals	P	2	2	100.0	61	3	3	100.0	0	9
10/26	at Steelers						INACTIVE				
11/02	Panthers						INACTIVE				
11/10	Eagles						INACTIVE				
11/16	at Giants	P	0	0	0.0	0	1	3	33.3	0	1
2025 TOTALS		3	4	4	100.0	61	7	9	77.8	0	19

MALIK HEATH 18

WIDE RECEIVER
MISSISSIPPI

Third NFL Season | Third Packers Season



Ht: 6-2 | Wt: 213 | Born: March 31, 2000 | NFL Games Played/Started: 35/2 | Acquired: FA-23

AT A GLANCE

- » Appeared in 26 games with two starts in his first two seasons, posting 25 catches for 222 yards (8.9 avg.) and three TDs.
- » Started the 2023 season opener at Chicago, becoming the first undrafted rookie to start at WR for the Packers in Week 1 since the 1970 AFL-NFL merger.
- » Appeared in 13 games as a rookie in 2023, posting 15 catches for 125 yards (8.3 avg.) and a TD along with two tackles on special teams.
- » Earned third-team All-SEC honors from Pro Football Focus in 2022 after leading Ole Miss with 60 receptions for a team-high 971 yards (16.2 avg.) and five TDs.
- » Played two seasons at Mississippi State (2020-21), appearing in 34 games with 21 starts during his three seasons in the SEC and posting 131 receptions for 1,720 yards (13.1 avg.) and 13 TDs.

2025 SEASON: Has appeared in nine games and has posted six catches for 86 yards (14.3 avg.)...Has recorded one tackle on special teams...Was inactive for one game (Week 11).

Vs. Detroit (Sept. 7): Played 11 snaps on offense and three on special teams.

Vs. Washington (Sept. 11): Played 22 snaps on offense and nine on special teams, hauling in a 37-yard pass along the sideline in the second quarter to the Washington 43. Added a tackle on special teams.

At Cleveland (Sept. 21): Appeared on 17 plays on offense.

At Dallas (Sept. 28): Played 19 snaps on offense and made a 9-yard catch.

Vs. Cincinnati (Oct. 12): Appeared on 28 plays on offense.

At Arizona (Oct. 19): Played 23 snaps on offense.

At Pittsburgh (Oct. 26): Played 21 snaps on offense and six on special teams, finishing with a season-high three catches for 29 yards (9.7 avg.), picking up a pair of first downs.

Vs. Carolina (Nov. 2): Appeared on 27 snaps on offense and posted an 11-yard reception.

Vs. Philadelphia (Nov. 10): Played 20 snaps on offense.

At N.Y. Giants (Nov. 16): Inactive.

REGULAR-SEASON COMPARISON: RECEIVING - MINNESOTA VIKINGS

DATE	OPP	W/L	GP/GS	REC	YDS.	AVG.	TD	LG	TGTS	YAC
12/31/23	GB @ MIN	W	P	1	13	13.0	0	13	2	6
9/29/24	GB vs. MIN	L	P	2	12	6.0	0	9	2	5
12/29/24	GB @ MIN	L	P	1	3	3.0	1	3t	1	0
TOTALS		1/2	3/0	4	28	7.0	1	3t	5	11

MALIK HEATH'S NFL REGULAR-SEASON RECEIVING STATISTICS

DATE	TEAM	GP	GS	NO.	YDS.	RECEIVING		LG	TD
						AVG.			
2023	Packers	13	1	15	125	8.3		16	1
2024	Packers	13	1	10	97	9.7		41	2
2025	Packers	9	0	6	86	14.3		37	0
NFL TOTALS		35	2	31	308	9.9		41	3

MALIK HEATH'S NFL POSTSEASON RECEIVING STATISTICS

DATE	TEAM	GP	GS	NO.	YDS.	RECEIVING		LG	TD
						AVG.			
2024	Packers	1	0	0	0	0.0		0	0
NFL TOTALS		1	0	0	0	0.0		0	0

SINGLE-GAME HIGHS: RUSHING/RECEIVING

Receptions 4 at Detroit Lions, Nov 23, 2023
3 at Pittsburgh Steelers, Oct 26, 2025
...3 more at 3.

Receiving Yards 53 vs. Chicago Bears, Jan 05, 2025
46 at Detroit Lions, Nov 23, 2023

Receiving Average 17.7 vs. Chicago Bears, Jan 05, 2025
11.5 at Detroit Lions, Nov 23, 2023

Longest Receptions 41 vs. Chicago Bears, Jan 05, 2025
37 vs. Washington Commanders, Sep 11, 2025

Receiving TDs 1 at Minnesota Vikings, Dec 29, 2024
1 vs. San Francisco 49ers, Nov 24, 2024
...1 more at 1.

Longest Kickoff Return 1 vs. Los Angeles Chargers, Nov 19, 2023

Special Teams Tackles 2 vs. Los Angeles Chargers, Nov 19, 2023
1 vs. Minnesota Vikings, Sep 29, 2024



2025 GXG REGULAR SEASON (PACKERS)

			RECEIVING				
DATE	OPPONENT	P/S	NO.	YDS.	AVG.	LG	TD
09/07	Lions	P	0	0	0.0	0	0
09/11	Commanders	P	1	37	37.0	37	0
09/21	at Browns	P	0	0	0.0	0	0
09/28	at Cowboys	P	1	9	9.0	9	0
10/12	Bengals	P	0	0	0.0	0	0
10/19	at Cardinals	P	0	0	0.0	0	0
10/26	at Steelers	P	3	29	9.7	13	0
11/02	Panthers	P	1	11	11.0	11	0
11/10	Eagles	P	0	0	0.0	0	0
11/16	at Giants		INACTIVE				
2025 TOTALS		9-0	6	86	14.3	37	0

NATE HOBBS

21

CORNERBACK
ILLINOIS

Fifth NFL Season | First Packers Season



Ht: 6-0 | Wt: 195 | Born: June 24, 1999 | NFL Games Played/Started: 58/43 | Acquired: UFA (LV)-25

AT A GLANCE

- » Played in 51 games with 38 starts in his four seasons with the Las Vegas Raiders, recording 278 tackles (199 solo), three sacks, 14 tackles for a loss, three interceptions, 19 passes defended, three forced fumbles and a fumble recovery.
- » Ranked No. 2 on the Raiders with an average of 5.45 tackles per game from 2021-24 (min. 30 games played) and his 14 tackles for a loss led the team's secondary over that span.
- » Posted career highs for tackles (86), solo tackles (59), passes defended (seven) and tackles for a loss (six) in 2023, ranking No. 1 in the NFL among cornerbacks with an average of 6.62 tackles per game.
- » Earned All-Rookie honors from Pro Football Focus in 2021 after appearing in all 16 games with 11 starts and recording 71 tackles (50 solo), a sack, an INT, three passes defended and a forced fumble.
- » Appeared in 39 games with 35 starts at Illinois (2017-20) and earned All-Big Ten honorable mention from the media in 2019.

2025 SEASON: Has started five of the seven games he has played in and has registered 19 tackles (10 solo), a tackle for a loss and a pass defended...Missed Weeks 1 and 10-11 due to knee injuries.

Vs. Detroit (Sept. 7): Inactive (knee).

Vs. Washington (Sept. 11): Played 32 defensive snaps in his Packers debut, recording a tackle (solo).

At Cleveland (Sept. 21): Saw action on 48 defensive snaps, posting two tackles (both solo) and a tackle for a loss when he came up to stop WR Isaiah Bond for a loss of a yard on a screen play in the first quarter.

At Dallas (Sept. 28): Played on 46 defensive snaps, recording seven tackles (two solo) and a pass defended before leaving the game with just under 10 minutes to play in the fourth quarter with a concussion. Five his seven stops were within 4 yards of the line of scrimmage and four of the seven came on run plays.

Vs. Cincinnati (Oct. 12): Saw action on all 65 defensive snaps and registered three tackles (two solo).

At Arizona (Oct. 19): One of three defenders to play all 76 defensive snaps and recorded six tackles (three solo). After initial stop by DL Micah Parsons, came in to help bring down RB Zonovan Knight for a loss of a yard at the Green Bay 8 on a drive that ended in a field goal in the first quarter.

At Pittsburgh (Oct. 26): Played four snaps on defense.

Vs. Carolina (Nov. 2): Saw action on 19 snaps on defense and two on special teams.

Vs. Philadelphia (Nov. 10): Inactive (knee)...**At N.Y. Giants (Nov. 16):** Inactive (knee).

REGULAR-SEASON COMPARISON: DEFENSIVE - MINNESOTA VIKINGS

DATE	OPP	W/L	GP/GS	TACKLES				ASST	SACK	YDS.	INT	TFL	PD	QBH	TD	MISC		FR
				TOT	SOLO	SK	YDS									FF	S	
12/10/23	LV vs. MIN	L	S	4	4	0	0.0	0.0	0.0	0.0	0	0	0	0	0	0	0	0
TOTALS		0/1	1/1	4	4	0	0.0	0.0	0.0	0	0	0	0	0	0	0	0	0

NATE HOBBS' NFL REGULAR-SEASON DEFENSIVE STATISTICS

		TACKLES										INTERCEPTIONS										ST				MISC	
YEAR	TEAM	GP	GS	TK	S	A	TFL	YDS	SK	YDS	QBH	NO	YDS	LG	TD	PD	FF	FR	TD	YDS	TK	S	A	FF	FR	S	
2021	Raiders	16	9	71	50	21	3	10	1.0	6.0	4	1	9	9	0	3	1	0	0	0	3	1	2	0	0	0	0
2022	Raiders	11	11	72	57	15	3	14	1.0	7.0	1	0	0	0	0	4	1	1	0	7	0	0	0	0	0	0	0
2023	Raiders	13	11	86	59	27	6	17	1.0	8.0	2	1	10	10	0	7	1	0	0	0	0	0	0	0	0	0	0
2024	Raiders	11	7	49	33	16	2	4	0.0	0.0	1	1	35	35	0	5	0	0	0	0	0	0	0	0	0	0	0
2025	Packers	7	5	19	10	9	1	1	0.0	0.0	0	0	0	0	0	1	0	0	0	0	0	0	0	0	0	0	0
NFL TOTALS		58	43	297	209	88	15	46	3.0	21.0	8	3	54	35	0	20	3	1	0	7	3	1	2	0	0	0	0

NATE HOBBS' NFL POSTSEASON DEFENSIVE STATISTICS

		TACKLES									INTERCEPTIONS										ST				MISC		
YEAR	TEAM	GP	GS	TK	S	A	TFL	YDS	SK	YDS	QBH	NO	YDS	LG	TD	PD	FF	FR	TD	YDS	TK	S	A	FF	FR	S	A
2021	Raiders	1	0	5	2	3	0	0	0.0	0.0	0	0	0	0	0	1	0	0	0	0	3	1	2	0	0	0	0
NFL TOTALS		1	0	5	2	3	0	0	0.0	0.0	0	0	0	0	0	1	0	0	0	0	3	1	2	0	0	0	0



SINGLE-GAME HIGHS: DEFENSIVE

Total Tackles	12 at Denver Broncos, Sep 10, 2023
	11 at Kansas City Chiefs, Dec 25, 2023
	...1 more at 11.
Solo Tackles	9 at Kansas City Chiefs, Dec 25, 2023
	9 vs. Arizona Cardinals, Sep 18, 2022
	1.0 at Detroit Lions, Oct 30, 2023
Sacks	1.0 vs. Denver Broncos, Oct 02, 2022
	...1 more at 1.0.
	2 vs. Pittsburgh Steelers, Sep 24, 2023
Passes Defensed	1 at Dallas Cowboys, Sep 28, 2025
	...17 more at 1.
	1 at Miami Dolphins, Nov 19, 2023
Forced Fumbles	1 at Los Angeles Chargers, Sep 11, 2022
	...1 more at 1.
	Fumble Recoveries 1 vs. Los Angeles Chargers, Dec 04, 2022

Tackles For Loss	2 at Denver Broncos, Sep 10, 2023
	2 at Los Angeles Chargers, Sep 11, 2022
	1 at Los Angeles Rams, Oct 20, 2024
Interceptions	1 vs. New York Giants, Nov 05, 2023
	...1 more at 1.
	9 vs. Washington Football Team, Dec 05, 2021
Interception Return Yards	1 at Dallas Cowboys, Nov 25, 2021
	1 at New York Giants, Nov 07, 2021
	...1 more at 1.
Special Teams Tackles	7 vs. Los Angeles Chargers, Dec 04, 2022
Longest Opp Fumble Return	

2025 GXG REGULAR SEASON (PACKERS)

DATE	OPPONENT	P/S	TK	S	A	SK	YDS	INT	PD	FF	FR
09/07	Lions		INACTIVE/INJURY								
09/11	Commanders	S	1	1	0	0.0	0.0	0	0	0	0
09/21	at Browns	S	2	2	0	0.0	0.0	0	0	0	0
09/28	at Cowboys	S	7	2	5	0.0	0.0	0	1	0	0
10/12	Bengals	S	3	2	1	0.0	0.0	0	0	0	0
10/19	at Cardinals	S	6	3	3	0.0	0.0	0	0	0	0
10/26	at Steelers	P	0	0	0	0.0	0.0	0	0	0	0
11/02	Panthers	P	0	0	0	0.0	0.0	0	0	0	0
11/10	Eagles		INACTIVE/INJURY								
11/16	at Giants		INACTIVE/INJURY								
2025 TOTALS		7-5	19	10	9	0.0	0.0	0	1	0	0

TY'RON HOPPER 59

LINEBACKER
MISSOURI

Second NFL Season | Second Packers Season



Ht: 6-2 | Wt: 228 | Born: April 26, 2001 | NFL Games Played/Started: 27/0 | Acquired: D3b-24

AT A GLANCE

- » Played in all 17 regular-season contests last season, the only Green Bay rookie to appear in every game in 2024, and ranked No. 4 on the team with seven tackles on special teams.
- » Led the team with a career-high three special teams tackles on kickoff coverage in Week 6 vs. Arizona, becoming the first Green Bay rookie with three special teams tackles in a game since CB Natrell Jamerson at the N.Y. Jets (Dec. 23, 2018).
- » Appeared in 51 games with 26 starts during his five seasons in the Southeastern Conference (Florida, 2019-21; Missouri, 2022-23), posting 214 tackles (135 solo), 31½ tackles for a loss, 9½ sacks, 13 QB hurries, an interception, 10 passes defended and two forced fumbles.
- » Earned second-team All-Southeastern Conference honors from the coaches in 2023 after posting a team-high 55 tackles (36 solo), six tackles for a loss and three sacks through 10 games before an injury sidelined him for the final two contests of the regular season.
- » Posted 74 tackles, five interceptions, a forced fumble and a fumble recovery as a senior at Roswell (Ga.) High School and was selected to play in the 2019 All-American Bowl.

2025 SEASON: Has played in all 10 games on defense and special teams, recording two solo tackles, including a tackle for a loss, on defense while adding five tackles on special teams.

Vs. Detroit (Sept. 7): Appeared on one snap on defense and played 15 snaps on special teams, recording a tackle.

Vs. Washington (Sept. 11): Appeared on 16 snaps on special teams and registered a tackle.

At Cleveland (Sept. 21): Played three snaps on defense and also saw action on 16 special teams snaps.

At Dallas (Sept. 28): Played 20 special teams snaps, tied for No. 2 on the team.

Vs. Cincinnati (Oct. 12): Appeared on 16 special teams snaps, tied for No. 2 on the team, and recorded a tackle.

At Arizona (Oct. 19): Saw action on three defensive snaps, registering a tackle for a loss when he combined with DL Warren Brinson to stop RB Zvonov Knight for a 2-yard loss on a fourth-quarter run. Also played 16 special teams snaps, which ranked No. 2 on the team.

At Pittsburgh (Oct. 26): Played a snap on defense and 20 special teams snaps (tied for No. 3 on the team).

Vs. Carolina (Nov. 2): Appeared on 10 special teams snaps and posted a tackle on kickoff coverage.

Vs. Philadelphia (Nov. 10): Saw action on 16 special teams snaps and recorded a tackle on punt coverage.

At N.Y. Giants (Nov. 16): Played a career-high 12 defensive snaps and recorded a solo tackle on RB Tyrone Tracy Jr. on a fourth-quarter run. Also played 16 special teams snaps.

REGULAR-SEASON COMPARISON: DEFENSIVE - MINNESOTA VIKINGS

DATE	OPP	W/L	GP/GS	TACKLES				SACK	YDS.	INT	TFL	PD	QBH	MISC			
				TOT	SOLO	ASST								TD	FF	FR	
9/29/24	GB vs. MIN	L	P	0	0	0	0.0	0.0	0.0	0	0	0	0	0	0	0	0
12/29/24	GB @ MIN	L	P	0	0	0	0.0	0.0	0.0	0	0	0	0	0	0	0	0
TOTALS		0/2	2/0	0	0	0	0.0	0.0	0.0	0	0	0	0	0	0	0	0

TY'RON HOPPER'S NFL REGULAR-SEASON DEFENSIVE STATISTICS

		TACKLES										INTERCEPTIONS										ST				MISC		
YEAR	TEAM	GP	GS	TK	S	A	TFL	YDS	SK	YDS	QBH	NO	YDS	LG	TD	PD	FF	FR	TD	YDS	TK	S	A	FF	FR	S	A	
2024	Packers	17	0	2	1	1	0	0	0.0	0.0	0	0	0	0	0	0	0	0	0	0	7	4	3	0	0	0	0	0
2025	Packers	10	0	2	2	0	1	2	0.0	0.0	0	0	0	0	0	0	0	0	0	0	5	4	1	0	0	0	0	0
NFL TOTALS		27	0	4	3	1	1	2	0.0	0.0	0	0	0	0	0	0	0	0	0	0	12	8	4	0	0	0	0	0

TY'RON HOPPER'S NFL POSTSEASON DEFENSIVE STATISTICS

		TACKLES									INTERCEPTIONS									ST				MISC			
YEAR	TEAM	GP	GS	TK	S	A	TFL	YDS	SK	YDS	QBH	NO	YDS	LG	TD	PD	FF	FR	TD	YDS	TK	S	A	FF	FR	S	A
2024	Packers	1	0	0	0	0	0	0	0.0	0.0	0	0	0	0	0	0	0	0	0	0	1	0	1	0	0	0	0
NFL TOTALS		1	0	0	0	0	0	0	0.0	0.0	0	0	0	0	0	0	0	0	0	0	1	0	1	0	0	0	0

SINGLE-GAME HIGHS: DEFENSIVE

Total Tackles 1 vs. New Orleans Saints, Dec 23, 2024
1 at Seattle Seahawks, Dec 15, 2024

Solo Tackles 1 at Seattle Seahawks, Dec 15, 2024

Tackles For Loss
Special Teams Tackles

1 at Arizona Cardinals, Oct 19, 2025
3 vs. Arizona Cardinals, Oct 13, 2024
1 vs. Philadelphia Eagles, Nov 10, 2025
...8 more at 1.

2025 GXG REGULAR SEASON (PACKERS)

DATE OPPONENT	P/S	TK	S	A	SK	YDS	INT	PD	FF	FR
09/07 Lions	P	0	0	0	0.0	0.0	0	0	0	0
09/11 Commanders	P	0	0	0	0.0	0.0	0	0	0	0
09/21 at Browns	P	0	0	0	0.0	0.0	0	0	0	0
09/28 at Cowboys	P	0	0	0	0.0	0.0	0	0	0	0
10/12 Bengals	P	0	0	0	0.0	0.0	0	0	0	0
10/19 at Cardinals	P	1	1	0	0.0	0.0	0	0	0	0
10/26 at Steelers	P	0	0	0	0.0	0.0	0	0	0	0
11/02 Panthers	P	0	0	0	0.0	0.0	0	0	0	0
11/10 Eagles	P	0	0	0	0.0	0.0	0	0	0	0
11/16 at Giants	P	1	1	0	0.0	0.0	0	0	0	0
2025 TOTALS	10-0	2	2	0	0.0	0.0	0	0	0	0

JOSH JACOBS

8

RUNNING BACK
ALABAMA

Seventh NFL Season | Second Packers Season



Ht: 5-10 | Wt: 223 | Born: February 11, 1998 | NFL Games Played/Started: 100/99 | Acquired: UFA (LV)-24

AT A GLANCE

- » Ranks No. 2 in the NFL in rushing yards (7,522), rushing TDs (72), rushing first downs (400) and yards from scrimmage (9,549) since entering the league in 2019.
- » Is one of four players in league history to post 7,500-plus rushing yards, 70-plus rushing TDs, 250-plus receptions and 2,000-plus receiving yards in his first seven NFL seasons (Emmitt Smith, LaDainian Tomlinson, Barry Sanders).
- » Was the only player in the league to register 1,100-plus yards from scrimmage and six-plus scrimmage TDs each of the last six seasons (2019-24).
- » Earned Pro Bowl recognition in his first season with the Packers in 2024, posting a team-high 1,329 rushing yards and a career-best 15 TDs on 301 carries (4.4 avg.), the most rushing yards, rushing TDs and total TDs (16) by a Packer in his first season with the team.
- » His 1,329 rushing yards last season were the most by a Packer since Ahman Green in 2003 (1883). He became the fourth player in NFL history to record 1000-plus rushing yards and 15-plus rushing TDs in his first season with a new team (excl. rookies), joining Derrick Henry in 2024 (Ravens), Michael Turner in 2008 (Falcons) and Ricky Williams in 2002 (Dolphins).
- » Earned first-team All-Pro honors from The Associated Press and Pro Bowl recognition in 2022 after posting a league-high 1,653 rushing yards, becoming just the third player in Raiders history to win the league rushing title (Marcus Allen in 1985; Clem Daniels, AFL in 1963).
- » Was named the 2019 PFWA Offensive Rookie of the Year after setting a franchise rookie record with 1,150 rushing yards and seven TDs on 249 carries (4.8 avg.), including five 100-yard games, the most by a rookie in Raiders history.
- » Played in 42 games during his three seasons at Alabama (2016-18), rushing for 1,491 yards and 16 TDs on 251 carries (5.9 avg.) while adding 18 kickoff returns for 514 yards and a TD as he finished his career ranked No. 3 in school history with an average of 28.6 yards per kickoff return.

2025 SEASON: Has started all 10 games and has recorded a team-high 648 yards and 11 TDs on 169 carries (3.8 avg.)...Joins FB Jim Taylor (1960-62) as the only players in team history to record 10-plus rushing TDs in back-to-back seasons...Ranks No. 2 in the NFL in rushing TDs and has posted a rushing TD in a league-high eight games this season...Has added 28 receptions for 237 yards (8.5 avg.)...Is one of seven players in the NFL this season with 625-plus rushing yards and 2225-plus receiving yards...Ranks No. 7 in the league in yards after the catch per reception (9.6 avg.).

Vs. Detroit (Sept. 7): Started and played 42 of 48 snaps, leading the team with 66 rushing yards and a TD on 19 carries (3.5 avg.) along with a 4-yard reception. Extended his franchise record by recording a rushing TD in his ninth straight game and became the first player in team history to score a TD in nine straight games (WR Davante Adams, eight straight in 2020).

Vs. Washington (Sept. 11): Started and played 53 of 68 snaps, pacing the team with 84 rushing yards and a TD on 23 carries (3.7 avg.). Extended his franchise records for consecutive games with a rushing TD and games with a TD (10).

At Cleveland (Sept. 21): Started and appeared on 43 of 65 snaps, rushing for 30 yards on 16 carries (1.9 avg.) while adding a team-high five catches for 44 yards (8.8 avg.), including a season-long 31 yard reception on a swing pass early in the third quarter that was the third-longest catch of his NFL career.

At Dallas (Sept. 28): Started and played 54 of 83 snaps, leading the team with 86 rushing yards and two TDs on 22 carries (3.9 avg.) while adding four catches for 71 yards (17.8 avg.). Became just the third Packer to post 85-plus rushing yards, 70-plus receiving yards and multiple rushing TDs in a game, joining RBs Dorsey Levens (at Indianapolis on Nov. 16, 1997) and Aaron Jones (at Dallas on Oct. 6, 2019).

Vs. Cincinnati (Oct. 12): Started and played 48 of 61 snaps, pacing the team with a season-high 93 rushing yards and two TDs on 18 carries (5.2 avg.) as he posted multiple rushing TDs in back-to-back games in the same season for the first time in his career. Set a team record (since 1933) by registering a rushing TD in his seventh straight home game. Added five receptions for 57 yards (11.4 avg.), becoming just the third NFL player since the 1970 AFL-NFL merger to post 80-plus rushing yards, multiple rushing TDs and 50-plus receiving yards in back-to-back games (LaDainian Tomlinson, 2006; Priest Holmes, 2002). With 150 yards from scrimmage on the day, became the first Packer to register back-to-back games with 150-plus yards from scrimmage in a single season since RB Ahman Green in 2003 (Weeks 9-10).

At Arizona (Oct. 19): Started and played 31 of 56 snaps despite being questionable for the game due to a calf injury. Led the team with 55 rushing yards and two TDs on 13 carries (4.2 avg.), becoming the first Packer to register multiple rushing TDs in three straight games since Taylor in 1961. Scored a game-winning 1-yard TD run with 1:50 remaining.

At Pittsburgh (Oct. 26): Started and played 34 of 64 snaps, posting 33 yards and a TD on 13 carries (2.5 avg.). The rushing TD was the 70th of his career as he became the 12th fastest to reach that mark in NFL history by doing so in his 97th career game. Added three receptions for 12 yards (4.0 avg.).

Vs. Carolina (Nov. 2): Started and played 38 of 65 snaps, leading the team with 87 rushing yards and a TD on 17 carries (5.1 avg.). His 1-yard TD run marked his 25th rushing TD as a Packer, the most by a player in franchise history through 25 games with the team and tied for the third most in league history by a player in his first 25 games with a team behind only Falcons RB Michael Turner (27) and Browns RB Jim Brown (26).

Vs. Philadelphia (Nov. 10): Started and appeared on 50 of 68 snaps, leading the team with 74 yards and a TD on 21 carries (3.5 avg.) while adding a team-high five catches for 33 yards (6.6 avg.). Recorded a rushing TD in his sixth straight game, tied for the third-longest streak in team history behind his own 10-game streak in 2024-25 and Paul Hornung's seven-game streak in 1960. Registered a rushing TD in his eighth straight prime-time game, the longest streak by a player in league history.

At N.Y. Giants (Nov. 16): Started and played 12 snaps in what was his 100th NFL regular-season game. Rushed for 40 yards on seven carries (5.7 avg.) before his day ended early in the second quarter due to a knee injury. Went over the 7,500-yard rushing mark for his career (7,522), becoming just the third player in NFL history to post 7,500-plus rushing yards, 70-plus rushing TDs (72), 250-plus receptions (261) and 2,000-plus receiving yards (2,027) in his first 100 NFL games (RBs Emmitt Smith and LaDainian Tomlinson).



REGULAR-SEASON COMPARISON: RECEIVING/RUSHING - MINNESOTA VIKINGS

DATE	OPP	W/L	GP/GS	RUSHING						RECEIVING				
				NO.	YDS.	AVG.	LG	TD		NO.	YDS.	AVG.	LG	TD
9/22/19	OAK @ MIN	L	S	10	44	4.4	18	0		0	0	0	0	0
12/10/23	LV vs. MIN	L	S	13	34	2.6	6	0		2	16	8.0	9	0
9/29/24	GB vs. MIN	L	S	9	51	5.7	13	0		4	27	6.8	9	0
12/29/24	GB @ MIN	L	S	17	69	4.1	13	1		0	0	0	0	0
TOTALS				49	198	4.0	18	1		6	43	7.2	9	0

JOSH JACOBS' NFL REGULAR-SEASON RUSHING/RECEIVING STATISTICS

				RUSHING					RECEIVING				
DATE	TEAM	GP	GS	NO.	YDS.	AVG.	LG	TD	NO.	YDS.	AVG.	LG	TD
2019	Raiders	13	13	242	1,150	4.8	51	7	20	166	8.3	28	0
2020	Raiders	15	15	273	1,065	3.9	28t	12	33	238	7.2	29	0
2021	Raiders	15	14	217	872	4.0	28	9	54	348	6.4	29	0
2022	Raiders	17	17	340	1,653	4.9	86t	12	53	400	7.5	43	0
2023	Raiders	13	13	233	805	3.5	63t	6	37	296	8.0	21	0
2024	Packers	17	17	301	1,329	4.4	38t	15	36	342	9.5	49	1
2025	Packers	10	10	169	648	3.8	19	11	28	237	8.5	31	0
NFL TOTALS		100	99	1,775	7,522	4.2	86t	72	261	2,027	7.8	49	1

JOSH JACOBS' NFL POSTSEASON RUSHING/RECEIVING STATISTICS

		RUSHING								RECEIVING				
DATE	TEAM	GP	GS	NO.	YDS.	AVG.	LG	TD		NO.	YDS.	AVG.	LG	TD
2021	Raiders	1	1	13	83	6.4	35	0		4	44	11.0	15	0
2024	Packers	1	1	18	81	4.5	31	1		3	40	13.3	15	0
NFL TOTALS		2	2	31	164	5.3	35	1		7	84	12.0	15	0

SINGLE-GAME HIGHS: RUSHING/RECEIVING

Rush Attempts	33 at Seattle Seahawks, Nov 27, 2022 32 vs. Indianapolis Colts, Sep 15, 2024	Receiving Yards	81 at Los Angeles Chargers, Oct 01, 2023 74 vs. Miami Dolphins, Nov 28, 2024 ...1 more at 74.
Rushing Yards	229 at Seattle Seahawks, Nov 27, 2022 154 at Kansas City Chiefs, Oct 10, 2022 8.3 vs. Kansas City Chiefs, Sep 15, 2019	Receiving Average	18.5 vs. Miami Dolphins, Nov 28, 2024 17.8 at Dallas Cowboys, Sep 28, 2025
Rushing Average	7.3 at Kansas City Chiefs, Oct 10, 2022 ...1 more at 7.3.	Longest Receptions	49 vs. Miami Dolphins, Nov 28, 2024 43 at Denver Broncos, Nov 20, 2022
Longest Runs	86t at Seattle Seahawks, Nov 27, 2022 63t vs. Kansas City Chiefs, Nov 26, 2023	Receiving TDs	1 vs. Houston Texans, Oct 20, 2024
Rushing TDs	3 at Detroit Lions, Dec 05, 2024 3 vs. San Francisco 49ers, Nov 24, 2024 ...2 more at 3.	Most TDs	3 at Detroit Lions, Dec 05, 2024 3 vs. San Francisco 49ers, Nov 24, 2024 ...2 more at 3.
Receptions	9 vs. Washington Football Team, Dec 05, 2021 8 at Los Angeles Chargers, Oct 01, 2023	Scrimmage Yards	303 at Seattle Seahawks, Nov 27, 2022 193 at Kansas City Chiefs, Oct 10, 2022

2025 GXG REGULAR SEASON (PACKERS)

DATE	OPPONENT	P/S	RUSHING					RECEIVING					
			NO.	YDS.	AVG.	LG	TD	NO.	YDS.	AVG.	LG	TD	
09/07	Lions	S	19	66	3.5	15	1	1	4	4.0	4	0	
09/11	Commanders	S	23	84	3.7	10	1	0	0	0.0	0	0	
09/21	at Browns	S	16	30	1.9	7	0	5	44	8.8	31	0	
09/28	at Cowboys	S	22	86	3.9	19	2	4	71	17.8	28	0	
10/12	Bengals	S	18	93	5.2	16	2	5	57	11.4	29	0	
10/19	at Cardinals	S	13	55	4.2	10	2	1	3	3.0	3	0	
10/26	at Steelers	S	13	33	2.5	6	1	3	12	4.0	8	0	
11/02	Panthers	S	17	87	5.1	18	1	4	13	3.3	7	0	
11/10	Eagles	S	21	74	3.5	11	1	5	33	6.6	9	0	
11/16	at Giants	S	7	40	5.7	15	0	0	0	0.0	0	0	
2025 TOTALS			10-10	169	648	3.8	19	11	28	237	8.5	31	0

ELGTON JENKINS

74

CENTER/GUARD
MISSISSIPPI STATE

Seventh NFL Season | Seventh Packers Season



Ht: 6-5 | Wt: 311 | Born: December 26, 1995 | NFL Games Played/Started: 96/94 | Acquired: D2-19

AT A GLANCE

- » Has appeared in 96 games with 94 starts and has started games at four different positions on the line during his career (67 at LG, 13 at C, eight at LT, six at RT).
- » Has helped the Packers rank No. 2 in the NFL in sacks allowed (190) and No. 4 in sack percentage (5.0) since entering the league in 2019.
- » In 2022, started all 15 games he appeared in (10 at LG and five at RT) and earned Pro Bowl recognition for the second time (replacement for Eagles G Landon Dickerson).
- » Was selected to his first career Pro Bowl in 2020, becoming just the third offensive lineman in team history to be named to the Pro Bowl within his first two seasons in the NFL (Deral Teteak, 1952; Charley Brock, 1940).
- » Started games at three different positions in 2020 (12 at LG, three at C, one at RT), becoming the first Green Bay offensive lineman to start a game at guard, center and tackle in the same season since the 1970 AFL-NFL merger.
- » Was named to the PFWA All-Rookie team in 2019, only the second Packers guard to be selected since 1974 (Daryn Colledge, 2006), after appearing in all 16 games with 14 starts at LG.
- » Selected by the Packers in the second round (No. 44 overall) of the 2019 NFL Draft out of Mississippi State, where he opened games at four different spots on the line (26 at C, five at LT, two at LG, one at RT).

2025 SEASON: Started the first nine games at C before being placed on injured reserve (ankle) on Nov. 11...Part of a line that helped the Packers rank tied for No. 3 in the league in sacks allowed (14) through Week 10...Was placed on injured reserve (ankle) on Nov. 11.

Vs. Detroit (Sept. 7): Started at C and appeared on all 48 snaps as part of a line that did not allow a sack of QB Jordan Love. Helped protect Love as he connected on 16 of 22 passes for 188 yards and two TDs with no INTs (128.6 rating).

Vs. Washington (Sept. 11): Started at C and played all 68 snaps, helping to protect Love as he completed 19 of 31 passes for 292 yards and two TDs with no INTs (113.9 rating).

At Cleveland (Sept. 21): Started at C and played all 65 snaps.

At Dallas (Sept. 28): Started at C and played all 83 snaps, part of a line that allowed just one sack and protected Love as he threw for 337 yards and three TDs with no INTs (118.1 rating). Helped the offense register season highs for total yards (489), rushing yards (164) and first downs (32).

Vs. Cincinnati (Oct. 12): Started at C and played all 61 snaps as part of a line that allowed just one sack and cleared the way for 153 rushing yards on 33 carries (4.6 avg.).

At Arizona (Oct. 19): Started at C and played all 56 snaps, helping to protect Love as he was sacked only one time.

At Pittsburgh (Oct. 26): Started at C and played all 64 snaps as the line did not allow a sack and blocked for Love as he posted a career-high 134.2 passer rating (29 of 37 for 360 yards and three TDs with no INTs).

Vs. Carolina (Nov. 2): Started at C and played all 65 snaps, protecting Love as the line gave up only one sack on the day, the fifth straight game Green Bay allowed no more than one sack.

Vs. Philadelphia (Nov. 10): Started at C and played the first 27 snaps before leaving the game due to an ankle injury.

ELGTON JENKINS' NFL REGULAR-SEASON STATISTICS

DATE	TEAM	GP	GS
2019	Packers	16	14
2020	Packers	16	16
2021	Packers	8	8
2022	Packers	15	15
2023	Packers	15	15
2024	Packers	17	17
2025	Packers	9	9
NFL TOTALS		96	94

ELGTON JENKINS' NFL POSTSEASON STATISTICS

DATE	TEAM	GP	GS
2019	Packers	2	2
2020	Packers	2	2
2023	Packers	2	2
2024	Packers	1	1
NFL TOTALS		7	7



2025 GXG REGULAR SEASON (PACKERS)

DATE	OPPONENT	P/S
09/07	Lions	S
09/11	Commanders	S
09/21	at Browns	S
09/28	at Cowboys	S
10/12	Bengals	S
10/19	at Cardinals	S
10/26	at Steelers	S
11/02	Panthers	S
11/10	Eagles	S
11/16	at Giants	
2025 TOTALS		9-9

INJURED RESERVE

Ht: 6-4 | Wt: 323 | Born: November 24, 1999 | NFL Games Played/Started: 1/0 | Acquired: FA-24

DARIAN KINNARD

70

TACKLE/GUARD
KENTUCKY

Third NFL Season | First Packers Season



Ht: 6-5 | Wt: 322 | Born: December 29, 1999 | NFL Games Played/Started: 13/2 | Acquired: T-25 (Phi.)

AT A GLANCE

- » Appeared in two games with one start for the Philadelphia Eagles in 2024.
- » Is a three-time Super Bowl champion (Kansas City Chiefs in 2022-23, Eagles in 2024).
- » Was selected by the Kansas City Chiefs in the fifth round (No. 145 overall) of the 2022 NFL Draft.
- » Earned consensus first-team All-America honors at Kentucky in 2021, becoming just the 12th consensus All-American in program history as well as the first Kentucky OL to earn the accolade since 1965.

2025 SEASON: Has played in all 10 games with one start at RT.

Vs. Detroit (Sept. 7): Appeared on 15 snaps at RT in the second half in place of an injured Zach Tom (hip). Also played on five snaps on special teams.

Vs. Washington (Sept. 11): Rotated in for starting RT Anthony Belton for 17 snaps on the evening and also appeared on six plays on special teams.

At Cleveland (Sept. 21): Played four snaps at RT midway through the third quarter when Belton shifted over to LT briefly for an injured Rasheed Walker. Also appeared on three plays on special teams.

At Dallas (Sept. 28): Made his first start as a Packer, opening at RT in place of an injured Tom (oblique). Played all 83 snaps, part of a line that allowed just one sack and protected Love as he threw for 337 yards and three TDs with no INTs (118.1 rating). Helped the offense register season highs for total yards (489), rushing yards (164) and first downs (32).

Vs. Cincinnati (Oct. 12): Appeared on five plays on special teams.

At Arizona (Oct. 19): Played five snaps on special teams.

At Pittsburgh (Oct. 26): Appeared on seven plays on special teams and one on offense. Came in for an injured Tom for one snap at RT in the fourth quarter.

Vs. Carolina (Nov. 2): Played four snaps on special teams.

Vs. Philadelphia (Nov. 10): Appeared on four plays on offense as an extra offensive lineman and two plays on special teams.

At N.Y. Giants (Nov. 16): Played nine snaps on offense, taking over at RT for an injured Tom for plays early in the third quarter and also appearing on six snaps as an extra offensive lineman.

DARIAN KINNARD'S NFL REGULAR-SEASON STATISTICS

DATE	TEAM	GP	GS
2022	Chiefs	1	0
2024	Eagles	2	1
2025	Packers	10	1
NFL TOTALS		13	2

2025 GXG REGULAR SEASON (PACKERS)

DATE	OPPONENT	P/S
09/07	Lions	P
09/11	Commanders	P
09/21	at Browns	P
09/28	at Cowboys	S
10/12	Bengals	P
10/19	at Cardinals	P
10/26	at Steelers	P
11/02	Panthers	P
11/10	Eagles	P
11/16	at Giants	P
2025 TOTALS		10-1



TUCKER KRAFT 85

TIGHT END
SOUTH DAKOTA STATE

Third NFL Season | Third Packers Season



Ht: 6-5 | Wt: 259 | Born: November 3, 2000 | NFL Games Played/Started: 42/33 | Acquired: D3-23

AT A GLANCE

- » Among players with 150-plus targets, ranks No. 1 in the NFL since 2023 in passer rating when targeted (135.0).
- » Among tight ends with 50-plus receptions, ranks No. 1 in the league since 2023 in yards after the catch per reception (9.1 avg.) and No. 2 in yards per catch (13.7 avg.).
- » Is one of only seven NFL tight ends and is the only Packer TE since the 1970 merger to register 100-plus receptions, 1,500-plus receiving yards, 15-plus receiving TDs and an average of 13.5-plus yards per catch in his first three seasons.
- » Was one of only two TEs in the league (George Kittle) to post 50-plus receptions, 700-plus receiving yards, seven-plus receiving TDs and an average of 14.0-plus yards per catch in 2024, becoming just the second Green Bay TE since the 1970 merger to hit those marks in a season (Paul Coffman, 1983).
- » Posted the second-most receiving yards (355) and the third-most receptions (31) by a rookie tight end in team history in 2023.

2025 SEASON: Started all eight games he played in and posted 489 receiving yards and six TDs on 32 receptions (15.3 avg.)...Was the only TE in the league with 30-plus receptions, 475-plus receiving yards, six-plus receiving TDs and an average of 15-plus yards per catch through Week 9 and became just the fifth TE since the 1970 merger to hit those marks in the first eight games of a season (Kellen Winslow, 1980; Antonio Gates, 2010; Jimmy Graham, 2013; Rob Gronkowski, 2015)...Led all NFL tight ends in yards per reception, yards after the catch (344), yards after the catch per game (43.0), yards after the catch per reception (10.8 avg.), and was tied for No. 1 in explosive receptions (12) and ranked No. 2 in explosive-reception percentage (37.5) through Week 9...Ranked No. 3 in the NFL among tight ends in receiving yards and No. 2 in receiving yards per game (61.1) through Week 9...Was tied for No. 2 among TEs in receiving TDs and posted a TD reception in five games, tied for the NFL lead among TEs (Eagles TE Dallas Goedert) through Week 9...Among players with 30-plus targets through Week 9, ranked No. 2 in the NFL with a passer rating of 148.6 when targeted...Joined Paul Coffman (1983) as the only Green Bay TE since the 1970 merger to have two games in a season with 120-plus receiving yards...Was placed on injured reserve (knee) on Nov. 4.

Vs. Detroit (Sept. 7): Started and played 44 of 48 snaps, posting two catches for 16 yards (8.0 avg.) and a TD. Capped off Green Bay's opening drive with a 15-yard TD grab over the middle in the end zone.

Vs. Washington (Sept. 11): Started and played 62 of 68 snaps, finishing with a career-high 124 receiving yards and a TD on six catches (20.7 avg.), the most receiving yards by a Green Bay TE since Richard Rodgers posted 146 at Detroit on Dec. 3, 2015. Registered a 57-yard catch in the first quarter, his third reception of 55-plus yards since 2024, No. 1 in the NFL among tight ends. Posted a career-high 72 yards after the catch, the second-best single-game mark by a Green Bay TE since 2000 behind only Jermichael Finley's 80 yards at Minnesota on Oct. 5, 2009.

At Cleveland (Sept. 21): Started and played 57 of 65 snaps, hauling in three passes for 29 yards (9.7 avg.).

At Dallas (Sept. 28): Started and played 79 of 83 snaps, posting five catches for 56 yards (11.2 avg.), including a 16-yard catch on Green Bay's opening drive down to the Dallas 1 and a 15-yard grab in the third quarter down to the Dallas 1.

Vs. Cincinnati (Oct. 12): Started and played 56 of 61 snaps, posting two receptions for 43 yards (21.5 avg.) and a TD. Scored on a 19-yard grab midway through the fourth quarter to give Green Bay a 24-10 lead, shedding a tackle and lowering his shoulder to get through CB Cam Taylor-Britt on his way to the end zone.

At Arizona (Oct. 19): Started and played 50 of 56 snaps, hauling in five passes for 58 yards (11.6 avg.) and a TD. Scored on a 7-yard catch early in the fourth quarter to tie the game at 20.

At Pittsburgh (Oct. 26): Started and played 59 of 64 snaps, posting a career-high seven catches for a career-best 143 yards (20.4 avg.) and two TDs (tied career high), including a career-best four explosive receptions (16-plus yards). Became the first TE in team history to register 140-plus receiving yards and multiple receiving TDs in a game and his receiving-yardage total was the second-best mark by a TE in team history (Richard Rodgers, 146 yards at Detroit on Dec. 3, 2015). Posted a career-high 128 yards after the catch (per TruMedia), the third most by an NFL tight end dating back to 2006 behind only Travis Kelce (138 vs. Denver on Dec. 25, 2016) and George Kittle (136 vs. Denver on Dec. 9, 2018). Joined Kittle (Dec. 9, 2018) as the only NFL tight ends since 2006 to have seven-plus receptions and an average of 18-plus yards after the catch per reception in a game. Posted a season-long 59-yard reception early in the third quarter to the Pittsburgh 26, his fourth career reception of 50-plus yards, the most by an NFL tight end since 2023.

Vs. Carolina (Nov. 2): Started and appeared on 32 snaps, posting two receptions for 20 yards (10.0 avg.) before sustaining a significant knee injury in the third quarter.

REGULAR-SEASON COMPARISON: RECEIVING - MINNESOTA VIKINGS

DATE	OPP	W/L	GP/GS	REC	YDS.	AVG.	TD	LG	TGTS	YAC
10/29/23	GB vs. MIN	L	P	0	0	0	0	0	0	0
12/31/23	GB @ MIN	W	S	6	48	8.0	0	13	6	39
9/29/24	GB vs. MIN	L	S	6	53	8.8	1	21	9	46
12/29/24	GB @ MIN	L	S	2	53	26.5	0	35	3	32
TOTALS			1/3	4/3	14	154	11.0	1	35	117

TUCKER KRAFT'S NFL REGULAR-SEASON RUSHING/RECEIVING STATISTICS

DATE	TEAM	RECEIVING							RUSHING						
		GP	GS	NO.	YDS.	AVG.	LG	TD	NO.	YDS.	AVG.	LG	TD		
2023	Packers	17	8	31	355	11.5	43	2	0	0	0.0	0	0		
2024	Packers	17	17	50	707	14.1	67	7	3	6	2.0	2	0		
2025	Packers	8	8	32	489	15.3	59	6	1	3	3.0	3	0		
NFL TOTALS		42	33	113	1,551	13.7	67	15	4	9	2.3	3	0		

TUCKER KRAFT'S NFL POSTSEASON RUSHING/RECEIVING STATISTICS

DATE	TEAM	RECEIVING						RUSHING					
		GP	GS	NO.	YDS.	AVG.	LG	TD	NO.	YDS.	AVG.	LG	TD
2023	Packers	2	2	5	24	4.8	10	1	0	0	0.0	0	0
2024	Packers	1	1	5	26	5.2	12	0	2	10	5.0	8	0
NFL TOTALS		3	3	10	50	5.0	12	1	2	10	5.0	8	0

SINGLE-GAME HIGHS: RUSHING/RECEIVING

Longest Runs	3 vs. Detroit Lions, Sep 07, 2025	Longest Receptions	67 at Jacksonville Jaguars, Oct 27, 2024
	2 vs. New Orleans Saints, Dec 23, 2024		66t at Los Angeles Rams, Oct 06, 2024
Receptions	...2 more at 2.	Receiving TDs	2 at Pittsburgh Steelers, Oct 26, 2025
	7 at Pittsburgh Steelers, Oct 26, 2025		2 at Los Angeles Rams, Oct 06, 2024
Receiving Yards	6 vs. Washington Commanders, Sep 11, 2025	Special Teams Tackles	1 vs. Los Angeles Rams, Nov 05, 2023
	...3 more at 6.		1 vs. Minnesota Vikings, Oct 29, 2023
Receiving Average	143 at Pittsburgh Steelers, Oct 26, 2025	...1 more at 1.	
	124 vs. Washington Commanders, Sep 11, 2025		
Receiving Average	26.0 at Jacksonville Jaguars, Oct 27, 2024		
	22.0 at Los Angeles Rams, Oct 06, 2024		

100-YARD RECEIVING GAMES (2): REGULAR-SEASON

DATE	TEAM	NO.	YDS.	AVG.	LG	TD
09/11/25	COMMANDERS	6	124	20.7	57	1
10/26/25	at Steelers	7	143	20.4	59	2



2025 GXG REGULAR SEASON (PACKERS)


DATE	OPPONENT	P/S	RECEIVING						RUSHING					
			NO.	YDS.	AVG.	LG	TD		NO.	YDS.	AVG.	LG	TD	
09/07	Lions	S	2	16	8.0	15t	1		1	3	3.0	3	0	
09/11	Commanders	S	6	124	20.7	57	1		0	0	0.0	0	0	
09/21	at Browns	S	3	29	9.7	18	0		0	0	0.0	0	0	
09/28	at Cowboys	S	5	56	11.2	16	0		0	0	0.0	0	0	
10/12	Bengals	S	2	43	21.5	24	1		0	0	0.0	0	0	
10/19	at Cardinals	S	5	58	11.6	22	1		0	0	0.0	0	0	
10/26	at Steelers	S	7	143	20.4	59	2		0	0	0.0	0	0	
11/02	Panthers	S	2	20	10.0	10	0		0	0	0.0	0	0	
11/10	Eagles								INJURED RESERVE					
11/16	at Giants								INJURED RESERVE					
2025 TOTALS		8-8	32	489	15.3	59	6		1	3	3.0	3	0	

MARSHAWN
LLOYD
32

RUNNING BACK
SOUTHERN CALIFORNIA

Second NFL Season | Second Packers Season



Ht: 5-9 | Wt: 220 | Born: January 5, 2001 | NFL Games Played/Started: 1/0 | Acquired: D3a-24

AT A GLANCE

- » Was limited to just one game as a rookie in 2024 due to injuries, rushing for 15 yards on six carries (2.5 avg.) while adding a 3-yard reception.
- » Spent three years at the University of South Carolina (2020-22) before transferring to the University of Southern California for one season (2023).
- » Appeared in 32 games with 14 starts during his three collegiate seasons, registering 1,621 rushing yards and 19 TDs on 291 carries (5.6 avg.) along with 34 receptions for 452 yards (13.3 avg.) and two TDs.
- » Earned All-Pacific-12 honorable mention in 2023 after recording 820 rushing yards and nine TDs on 116 carries, an average of 7.07 yards per carry that ranked No. 11 in the nation.
- » Selected by the Packers with the first of two picks in the third round (No. 88 overall) of the 2024 NFL Draft, becoming just the second RB from the University of Southern California to be drafted by Green Bay (Al Carmichael, No. 7 overall in 1953).

2025 SEASON: Placed on injured reserve/designated for return on Aug. 26.

MARSHAWN LLOYD'S NFL REGULAR-SEASON RUSHING/RECEIVING STATISTICS

DATE	TEAM	RUSHING						RECEIVING					
		GP	GS	NO.	YDS.	AVG.	LG	TD	NO.	YDS.	AVG.	LG	TD
2024	Packers	1	0	6	15	2.5	5	0	1	3	3.0	3	0
NFL TOTALS		1	0	6	15	2.5	5	0	1	3	3.0	3	0

SINGLE-GAME HIGHS: RUSHING/RECEIVING

Rush Attempts	6 vs. Indianapolis Colts, Sep 15, 2024	Longest Receptions	3 vs. Indianapolis Colts, Sep 15, 2024
Rushing Yards	15 vs. Indianapolis Colts, Sep 15, 2024	Scrimmage Yards	15 vs. Indianapolis Colts, Sep 15, 2024
Longest Runs	5 vs. Indianapolis Colts, Sep 15, 2024		
	4 vs. Indianapolis Colts, Sep 15, 2024		

2025 GXG REGULAR SEASON (PACKERS)

DATE	OPPONENT	P/S	RUSHING						RECEIVING					
			NO.	YDS.	AVG.	LG	TD		NO.	YDS.	AVG.	LG	TD	
09/07	Lions								INJURED RESERVE - DESIGNATED FOR RETURN					
09/11	Commanders								INJURED RESERVE - DESIGNATED FOR RETURN					
09/21	at Browns								INJURED RESERVE - DESIGNATED FOR RETURN					
09/28	at Cowboys								INJURED RESERVE - DESIGNATED FOR RETURN					
10/12	Bengals								INJURED RESERVE - DESIGNATED FOR RETURN					
10/19	at Cardinals								INJURED RESERVE - DESIGNATED FOR RETURN					
10/26	at Steelers								INJURED RESERVE - DESIGNATED FOR RETURN					
11/02	Panthers								INJURED RESERVE - DESIGNATED FOR RETURN					
11/10	Eagles								INJURED RESERVE - DESIGNATED FOR RETURN					
11/16	at Giants								INJURED RESERVE - DESIGNATED FOR RETURN					
2025 TOTALS		0-0	0	0	0.0	0	0	0	0	0	0.0	0	0	0

JORDAN LOVE

10

QUARTERBACK
UTAH STATE

Sixth NFL Season | Sixth Packers Season



Ht: 6-4 | Wt: 219 | Born: November 2, 1998 | NFL Games Played/Started: 52/43 | Acquired: D1-20

AT A GLANCE

- » Was one of only two quarterbacks in the NFL (Lions QB Jared Goff) to throw 25-plus TD passes and register a passer rating of 95.0-plus in each of the last two seasons (2023-24).
- » Ranks No. 5 in the league in TD passes (72), No. 9 in passing-TD percentage (5.5), No. 7 in yards per attempt (7.59) and No. 1 in passes of 25-plus yards (94) since taking over as the starter in 2023.
- » Is one of only two QBs in the league with 70-plus TD passes (72) and 25 or fewer INTs (25) since 2023 (Lamar Jackson).
- » In 2023, became just the third QB in NFL history to post 4,000-plus passing yards (4,159) and 32-plus passing TDs (32) in his first season with multiple starts, joining Kurt Warner (1999) and Patrick Mahomes (2018).
- » Became the first QB to help lead the Packers to the postseason in his first full year as a starter since at least 1950, when the league began recording starts for every player.
- » His 32 passing TDs in 2023 were the fourth most by a QB in his first season with multiple starts, trailing only Mahomes (50 in 2018), Warner (41 in 1999) and Daunte Culpepper (33 in 2000).
- » Finished his career at Utah State ranked No. 2 in school history in passing yards (8,600), completions (689) and attempts (1,125), tied for No. 2 in TD passes (60), and No. 3 in completion percentage (61.2) despite playing just three seasons.
- » Earned honorable mention All-Mountain West recognition as a junior in 2019 after setting a single-season school record with 293 completions and posting 3,402 passing yards, the second most in a season in school history. As a sophomore in 2018, set Utah State single-season records for TD passes (32), passing yards (3,567) and 300-yard passing games (seven).

2025 SEASON: Has started all 10 games, connecting on 210 of 310 passes (67.7 pct.) for 2,421 yards and 15 TDs with three INTs (103.2 rating)...Ranks No. 7 in the NFL in passer rating, tied for No. 6 in TD/INT ratio (5.00), No. 6 in yards per attempt (7.81), No. 5 in INT percentage (1.0) and No. 10 in completion percentage...Ranks No. 2 in the NFL with 58 explosive passes (16-plus yards), the fourth most by a Green Bay QB since 2000 through 10 games behind only Aaron Rodgers' 64 in 2011, 61 in 2018 and 59 in 2020...Has posted a completion percentage of 70-plus in six games this season, tied for No. 2 in the NFL, and became the first QB in team history to do so in six of the first eight games...Has posted a 100-plus passer rating in six games this season, tied for No. 5 in the league...Has rushed for 145 yards on 33 carries (4.4 avg.) with 10 rushing first downs.

Vs. Detroit (Sept. 7): Completed 16 of 22 passes (72.7 pct.) for 188 yards and two TDs with no INTs for a 128.6 passer rating.

Vs. Washington (Sept. 11): Threw for 292 yards and two TDs with no INTs on 19-of-31 passing (61.3 pct.) for a 113.9 rating. It marked his ninth straight game (min. 10 att.) with no INTs, tied with Rodgers (2018) for the longest streak by a Packer since the merger. Posted 214 passing yards in the first half, his top yardage mark for a first half. Added 12 rushing yards on three carries (4.0 avg.), including a 14-yard pickup to convert a third-and-9 in the first quarter that set up his 5-yard TD pass to WR Romeo Doubs on the next play.

At Cleveland (Sept. 21): Completed 18 of 25 passes (72.0 pct.) for 183 yards and a TD with an INT. Saw his streak of consecutive passing attempts without an INT come to an end at 249, the sixth-longest streak in franchise history.

At Dallas (Sept. 28): Threw for a season-best 337 yards and three TDs with no INTs on 31-of-43 passing (pct.) for a 118.1 rating. Added 28 rushing yards on three carries (9.3 avg.), highlighted by a season-long 25-yard run early in the fourth quarter to the Dallas 37. Became the first player in franchise history with 30-plus completions, 300-plus passing yards, three-plus TD passes, zero INTs and 25-plus rushing yards in a game.

Vs. Cincinnati (Oct. 12): Connected on 19 of 26 passes (73.1 pct.) for 259 yards and a TD with one INT (101.3 rating). Added 26 rushing yards on seven carries (3.7 avg.), including a career-high three rushing first downs.

At Arizona (Oct. 19): Completed 19 of 29 passes (65.5 pct.) for 179 yards and a TD with no INTs (93.9 rating) while adding 22 rushing yards on four carries (5.5 avg.). Led the Packers on two fourth-quarter TD drives, capping a nine-play, 67-yard drive off early in the fourth with a 7-yard TD pass to TE Tucker Kraft to tie the game at 20. With the Packers trailing, 23-20, late in the fourth quarter, guided Green Bay on a 10-play, 48-yard TD drive that included a 15-yard completion to Kraft to the Arizona 14 on fourth-and-2.

At Pittsburgh (Oct. 26): Posted a career-best 134.2 passer rating, connecting on 29 of 37 passes (78.4 pct.) for 360 yards and three TDs with no INTs. Became the first QB in franchise history to register 350-plus passing yards, three-plus passing TDs, zero INTs, a 75-plus completion percentage, an average of 9.5-plus yards per passing attempt and not be sacked in a game. Tied a single-game franchise record (Brett Favre, at Detroit on Nov. 22, 2007) by completing 20 consecutive passing attempts, connecting on his last four attempts of the first half and his first 16 attempts of the second half. Became the first QB in NFL history to complete 20-plus consecutive passes, throw for 350-plus yards and three-plus TDs, have no turnovers and not take a sack in a game.

Vs. Carolina (Nov. 2): Connected on 26 of 37 passes (70.3 pct.) for 273 yards with one INT (80.1 rating). Went over the 10,000-yard passing mark for his career on a 52-yard completion to WR Christian Watson.

Watson in the second quarter. It was the 1,308th passing attempt of his career as he became the second fastest to 10,000 passing yards in team history (Rodgers, 1,299 attempts).

Vs. Philadelphia (Nov. 10): Threw for 176 yards on 20-of-36 passing (55.6 percent) for a 68.8 rating along with 28 rushing yards on five attempts (5.6 avg.).

At N.Y. Giants (Nov. 16): Posted a 105.2 passer rating, connecting on 13 of 24 passes (54.2 pct.) for 174 yards and two TDs with no INTs. Sustained an injury to his left shoulder on a run late in the first quarter and was sidelined for seven plays, but came back on the next series to lead the offense on a 10-play, 84-yard TD drive that included a 24-yard completion to WR Matthew Golden and a 22-yarder to Doubs. With the Packers trailing, 20-19, late in the fourth quarter, guided Green Bay on a game-winning seven-play, 65-yard drive that was capped off with his 17-yard TD strike to Watson.

REGULAR-SEASON COMPARISON: PASSING - MINNESOTA VIKINGS

DATE	OPP	W/L	GP/GS	C	ATT	YDS.	AVG.	TD	LG	INT	SK	SKYD	RTG
11/21/21	GB @ MIN	L	P	0	0	0	0.0	0	0	0	0	0	0.0
1/2/22	GB vs. MIN	W	P	2	4	19	4.8	0	12	0	0	0	63.5
9/11/22	GB @ MIN	L	P	4	5	65	13.0	0	25	0	0	0	118.8
1/1/23	GB vs. MIN	W	P	2	3	9	3.0	0	5	0	0	0	70.1
10/29/23	GB vs. MIN	L	S	24	41	229	5.6	1	34	1	4	33	72.1
12/31/23	GB @ MIN	W	S	24	33	256	7.8	3	33	0	0	0	125.3
9/29/24	GB vs. MIN	L	S	32	54	389	7.2	4	42	3	1	10	83.0
12/29/24	GB @ MIN	L	S	19	30	185	6.2	1	35	0	3	18	91.7
TOTALS		3/5	8/4	107	170	1,152	6.8	9	42	4	8	61	--



JORDAN LOVE'S NFL REGULAR-SEASON PASSING/RUSHING STATISTICS

		PASSING														RUSHING				
DATE	TEAM	GP	GS	ATT.	CMP.	PCT.	YDS	AVG.	TD	INT.	LG	SK	LST	RATE	NO.	YDS.	AVG.	LG	TD	
2021	Packers	6	1	62	36	58.1	411	6.6	2	3	62t	3	23	68.7	12	27	2.3	10	0	
2022	Packers	4	0	21	14	66.7	195	9.3	1	0	63t	0	0	112.2	1	-1	-1.0	0	0	
2023	Packers	17	17	579	372	64.2	4,159	7.2	32	11	77	30	242	96.1	50	247	4.9	37	4	
2024	Packers	15	15	425	268	63.1	3,389	8.0	25	11	70t	14	95	96.7	25	83	3.3	14	1	
2025	Packers	10	10	310	210	67.7	2,421	7.8	15	3	59	16	122	103.2	33	145	4.4	25	0	
TOTALS		52	43	1,397	900	64.4	10,575	7.6	75	28	77	63	482	96.9	121	501	4.1	37	5	

JORDAN LOVE'S NFL POSTSEASON PASSING/RUSHING STATISTICS

				PASSING											RUSHING					
DATE	TEAM	GP	GS	ATT.	CMP.	PCT.	YDS	AVG.	TD	INT.	LG	SK	O	LST	RATE	NO.	YDS.	AVG.	LG	TD
2023	Packers	2	2	55	37	67.3	466	8.5	5	2	46	0	0	108.6		6	2	0.3	3	0
2024	Packers	1	1	33	20	60.6	212	6.4	0	3	29	2	17	41.5		2	10	5.0	11	0
TOTALS		3	3	88	57	64.8	678	7.7	5	5	46	2	17	83.4		8	12	1.5	11	0

SINGLE-GAME HIGHS: QUARTERBACK

Pass Attempts	54 vs. Minnesota Vikings, Sep 29, 2024 44 vs. New Orleans Saints, Sep 24, 2023	Passer Rating	146.8 at Philadelphia Eagles, Nov 27, 2022 134.2 at Pittsburgh Steelers, Oct 26, 2025
Pass Completions	32 vs. Minnesota Vikings, Sep 29, 2024 31 at Dallas Cowboys, Sep 28, 2025	Rush Attempts	9 vs. New Orleans Saints, Sep 24, 2023 7 vs. Cincinnati Bengals, Oct 12, 2025
Yards Passing	389 vs. Minnesota Vikings, Sep 29, 2024 360 at Pittsburgh Steelers, Oct 26, 2025	Rushing Yards	39 at Detroit Lions, Nov 23, 2023 39 vs. New Orleans Saints, Sep 24, 2023
TD Passes	4 vs. Arizona Cardinals, Oct 13, 2024 4 vs. Minnesota Vikings, Sep 29, 2024	Rushing Average	4.3 vs. New Orleans Saints, Sep 24, 2023 3.7 vs. Cincinnati Bengals, Oct 12, 2025
Long Passes	77 at Las Vegas Raiders, Oct 09, 2023 70t at Philadelphia Eagles, Sep 06, 2024	Longest Runs	37 at Detroit Lions, Nov 23, 2023 26 at Las Vegas Raiders, Oct 09, 2023
Completion Percentage	84.4 vs. Chicago Bears, Jan 07, 2024 78.4 at Pittsburgh Steelers, Oct 26, 2025	Rushing TDs	1 at Chicago Bears, Nov 17, 2024 1 at Minnesota Vikings, Dec 31, 2023 ...3 more at 1.

2025 GXG REGULAR SEASON (PACKERS)

DATE	OPPONENT	P/S	PASSING										RUSHING				
			ATT	CMP	YDS	PCT	Y/A	Y/C	TD	INT	LG	SK/YD	RATE	ATT	YDS	LG	TD
09/07	Lions	S	22	16	188	72.7	8.5	11.8	2	0	48	0/0	128.6	3	4	3	0
09/11	Commanders	S	31	19	292	61.3	9.4	15.4	2	0	57	2/23	113.9	3	12	14	0
09/21	at Browns	S	25	18	183	72.0	7.3	10.2	1	1	34	5/34	89.2	4	18	10	0
09/28	at Cowboys	S	43	31	337	72.1	7.8	10.9	3	0	46	1/12	118.1	3	28	25	0
10/12	Bengals	S	26	19	259	73.1	10.0	13.6	1	1	35	1/3	101.3	7	26	7	0
10/19	at Cardinals	S	29	19	179	65.5	6.2	9.4	1	0	22	1/11	93.9	4	22	12	0
10/26	at Steelers	S	37	29	360	78.4	9.7	12.4	3	0	59	0/0	134.2	1	-1	-1	0
11/02	Panthers	S	37	26	273	70.3	7.4	10.5	0	1	52	1/8	80.1	1	1	1	0
11/10	Eagles	S	36	20	176	55.6	4.9	8.8	0	0	25	3/19	68.8	5	28	12	0
11/16	at Giants	S	24	13	174	54.2	7.3	13.4	2	0	33	2/12	105.2	2	7	4	0
2025 TOTALS		10-10	310	210	2,421	67.7	7.8	11.5	15	3	59	16/122	103.2	33	145	25	0

ISAIAH MCDUFFIE

58

LINEBACKER
BOSTON COLLEGE

Fifth NFL Season | Fifth Packers Season



Ht: 6-1 | Wt: 227 | Born: July 21, 1999 | NFL Games Played/Started: 73/32 | Acquired: D6b-21

AT A GLANCE

- » Posted 22 tackles on special teams in his first four NFL seasons (2021-24), No. 2 on the team over that span behind LB Eric Wilson (33).
- » Started all 17 games in 2024 for the first time in his career and ranked No. 2 on the team with a career-high 94 tackles (43 solo) while adding a half-sack, three tackles for a loss, three QB hits (tied career high), a career-high three passes defended and a forced fumble.
- » Played in 16 games in 2023 and set career highs in solo tackles (52, tied for No. 3 on the team), tackles for a loss (five) and QB hits (three).
- » Saw action in all 17 games in 2022, posting 30 tackles (19 solo) on defense and tying for the team lead with a career-high 13 special teams tackles.
- » Earned second-team All-Atlantic Coast Conference honors in 2020 after ranking No. 5 in the nation and No. 2 in the ACC with a career-best 107 tackles (54 solo).
- » A two-way performer at linebacker and running back who played for his dad, head coach Stevenson McDuffie, at Bennett High School in Buffalo, N.Y. Was a three-time captain and finished with school records for single-season tackles (161), single-game tackles (29), career touchdowns (70) and career rushing yards (5,529).

2025 SEASON: Has played in all 10 games with six starts, recording 38 tackles (18 solo), a half-sack, a tackle for a loss, a quarterback hit and two Next Gen Stat QB pressures on defense and eight tackles on special teams...Ranks No. 3 on the team in tackles among linebackers and is tied for No. 3 on the team in special teams tackles.

Vs. Detroit (Sept. 7): Started and played 18 defensive snaps, recording three tackles (one solo). Also played 18 special teams snaps, recording a tackle.

Vs. Washington (Sept. 11): Started and played seven defensive snaps, recording a solo tackle. Also played 21 special teams snaps, recording a tackle.

At Cleveland (Sept. 21): Played 22 defensive snaps, registering five tackles (two solo) and a tackle for a loss. Also saw action on a team-high 19 special teams snaps and recorded a tackle.

At Dallas (Sept. 28): Appeared on 23 defensive snaps, recording two tackles (both solo). Also led the team with 26 snaps played on special teams, adding a tackle.

Vs. Cincinnati (Oct. 12): Appeared on six defensive snaps and registered an assisted tackle. Combined with S Evan Williams to stop RB Chase Brown for a loss of a yard in the fourth quarter. Led the team with 20 special teams snaps played.

At Arizona (Oct. 19): Started and played 32 defensive snaps, finishing tied for No. 3 on the team with seven tackles (three solo). Stopped QB Jacoby Brissett on a sneak to force a turnover on downs in the fourth quarter. Led the team with 20 special teams snaps played.

At Pittsburgh (Oct. 26): Appeared on 25 defensive snaps, registering four tackles (two solo), which tied for No. 4 on the team. Saw action on 25 special teams snaps (tied for No. 1 on the team) and recorded a season-high two tackles.

Vs. Carolina (Nov. 2): Started and appeared on 19 defensive snaps. Also tied a team high with 13 special teams snaps played.

Vs. Philadelphia (Nov. 10): Started and played 31 snaps on defense, recording four tackles (two solo). His two special teams tackles were a team high. Also tied for No. 1 on the team with 18 special teams snaps played.

At N.Y. Giants (Nov. 16): Started and played a season-high 53 defensive snaps, recording season bests of 11 tackles (five solo), a half-sack, a QB hit and two NGS QB pressures. His 11 total tackles led the team. Combined with DL Micah Parsons to record his first sack of the season when they brought down QB Jameis Winston for a loss of 7 yards to force a turnover on downs in the third quarter. Became the first Packer to post at least 11 tackles, a half-sack, a QB hit and two NGS QB pressures in a game since S Josh Jones against Cincinnati on Sept. 24, 2017. Also led the team with 19 special teams snaps played.

REGULAR-SEASON COMPARISON: DEFENSIVE - MINNESOTA VIKINGS

DATE	OPP	W/L	GP/GS	TACKLES				SACK	YDS.	INT	TFL	PD	MISC			
				TOT	SOLO	ASST							TO	FF	FR	
11/21/21	GB @ MIN	L	P	0	0	0	0.0	0.0	0	0	0	0	0	0	0	0
1/2/22	GB vs. MIN	W	P	0	0	0	0.0	0.0	0	0	0	0	0	0	0	0
9/11/22	GB @ MIN	L	P	1	1	0	0.0	0.0	0	0	0	0	0	0	0	0
1/1/23	GB vs. MIN	W	P	4	2	2	0.0	0.0	0	0	0	0	0	0	0	0
10/29/23	GB vs. MIN	L	P	0	0	0	0.0	0.0	0	0	0	0	0	0	0	0
12/31/23	GB @ MIN	W	S	3	1	2	0.5	5.0	0	0	1	1	1	0	0	0
9/29/24	GB vs. MIN	L	S	6	2	4	0.0	0.0	0	0	1	0	0	0	0	0
12/29/24	GB @ MIN	L	S	4	3	1	0.0	0.0	0	1	0	0	0	0	0	0
TOTALS		3/5	8/3	18	9	9	0.5	5.0	0	1	2	1	0	0	0	0

ISAIAH MCDUFFIE'S NFL REGULAR-SEASON DEFENSIVE STATISTICS

		TACKLES										INTERCEPTIONS										ST				MISC	
YEAR	TEAM	GP	GS	TK	S	A	TFL	YDS	SK	YDS	QBH	NO	YDS	LG	TD	PD	FF	FR	TD	YDS	TK	S	A	FF	FR	S	A
2021	Packers	13	0	0	0	0	0	0.0	0.0	0	0	0	0	0	0	0	0	0	0	2	0	2	0	0	0	0	0
2022	Packers	17	1	30	19	11	0	0.0	0.0	0	0	0	0	0	0	0	0	0	0	13	8	5	0	1	0	0	0
2023	Packers	16	8	82	52	30	5	8.0	5.0	3	0	0	0	0	1	0	0	0	0	4	4	0	0	0	0	0	0
2024	Packers	17	17	94	43	51	3	3.0	0.0	3	0	0	0	3	1	0	0	0	0	3	3	0	0	0	0	0	0
2025	Packers	10	6	38	18	20	1	2.0	3.5	1	0	0	0	0	0	0	0	0	0	8	3	5	0	0	0	0	0
NFL TOTALS		73	32	244	132	112	9	13.1	8.5	7	0	0	0	0	4	1	0	0	0	30	18	12	0	1	0	0	0



ISAIAH MCDUFFIE'S NFL POSTSEASON DEFENSIVE STATISTICS

YEAR	TEAM	GP	GS	TACKLES							INTERCEPTIONS										ST				MISC	
				TK	S	A	TFL	YDS	SK	YDS	QBH	NO	YDS	LG	TD	PD	FF	FR	TD	YDS	TK	S	A	FF	FR	S
2021	Packers	1	0	0	0	0	0	0	0.0	0.0	0	0	0	0	0	0	0	0	1	1	0	0	0	0	0	0
2023	Packers	2	1	4	3	1	0	0	0.0	0.0	0	0	0	0	0	0	0	0	2	2	0	0	0	0	0	0
2024	Packers	1	1	6	2	4	0	0	0.5	1.5	1	0	0	0	0	0	0	0	2	0	2	0	0	0	0	0
NFL TOTALS		4	2	10	5	5	0	0	0.5	1.5	1	0	0	0	0	0	0	0	5	3	2	0	0	0	0	0

SINGLE-GAME HIGHS: DEFENSIVE

Total Tackles 15 at Detroit Lions, Dec 05, 2024
12 vs. Dallas Cowboys, Nov 13, 2022
Solo Tackles 7 vs. Miami Dolphins, Nov 28, 2024
7 at Pittsburgh Steelers, Nov 12, 2023
...2 more at 7.
Sacks 0.5 at New York Giants, Nov 16, 2025
0.5 at Tennessee Titans, Sep 22, 2024
...1 more at 0.5.
Passes Defensed 1 vs. Miami Dolphins, Nov 28, 2024
1 vs. Minnesota Vikings, Sep 29, 2024
...2 more at 1.

Forced Fumbles 1 vs. Miami Dolphins, Nov 28, 2024
Tackles For Loss 2 vs. Los Angeles Rams, Nov 05, 2023
1 at Minnesota Vikings, Dec 29, 2024
...5 more at 1.
Special Teams Tackles 2 vs. Philadelphia Eagles, Nov 10, 2025
2 at Pittsburgh Steelers, Oct 26, 2025
...3 more at 2.

2025 GXG REGULAR SEASON (PACKERS)

DATE	OPPONENT	P/S	TK	S	A	SK	YDS	INT	PD	FF	FR
09/07	Lions	S	3	1	2	0.0	0.0	0	0	0	0
09/11	Commanders	S	1	1	0	0.0	0.0	0	0	0	0
09/21	at Browns	P	5	2	3	0.0	0.0	0	0	0	0
09/28	at Cowboys	P	2	2	0	0.0	0.0	0	0	0	0
10/12	Bengals	P	1	0	1	0.0	0.0	0	0	0	0
10/19	at Cardinals	S	7	3	4	0.0	0.0	0	0	0	0
10/26	at Steelers	P	4	2	2	0.0	0.0	0	0	0	0
11/02	Panthers	S	0	0	0	0.0	0.0	0	0	0	0
11/10	Eagles	S	4	2	2	0.0	0.0	0	0	0	0
11/16	at Giants	S	11	5	6	0.5	3.5	0	0	0	0
2025 TOTALS		10-6	38	18	20	0.5	3.5	0	0	0	0

XAVIER MCKINNEY

29

SAFETY
ALABAMA

Sixth NFL Season | Second Packers Season



Ht: 6-0 | Wt: 201 | Born: August 9, 1999 | NFL Games Played/Started: 76/73 | Acquired: UFA (NYG)-24



AT A GLANCE

- » First name is pronounced ZAY-vier.
- » Earned first-team All-Pro honors from The Associated Press in his first season with Green Bay in 2024, becoming the first Packers safety to be named first-team All-Pro since 2000 and the first Packers DB to earn first-team honors since CB Charles Woodson in 2009.
- » Was also selected to his first career Pro Bowl last season and was named All-Pro by the NFL Players Association following a leaguewide vote.
- » Ranked No. 2 in the NFL with a career-high eight INTs last season, the most by a Packer since Woodson registered nine in 2009.
- » Became the first player in team history to register an INT in each of his first five games in a Green Bay uniform and tied for the longest streak in franchise history (Irv Comp in 1943).
- » Was the only NFL player to register 325-plus tackles (338), 15-plus INTs (16) and 35-plus passes defended (37) over the past four seasons (2021-24).
- » Played in 49 games with 46 starts for the N.Y. Giants (2020-23), leading the team with 277 tackles (179 solo) and nine INTs over that span while ranking No. 2 on the club with 27 passes defended.
- » As a junior at Alabama in 2019, earned first-team All-Southeastern Conference honors from the coaches and media and was named a semifinalist for the Jim Thorpe Award, presented annually to the nation's top defensive back.

2025 SEASON: Has started all 10 contests, registering 61 tackles (29 solo), two interceptions (tied for the team lead), a QB hit, a sack, a forced fumble and five passes defended (No. 2 on the team)...Also has three special teams tackles to tie his career high (2024)...Has posted five-plus tackles in nine of 10 games, tied for No. 4 in the NFL this season among safeties (Statehead.com).

Vs. Detroit (Sept. 7): Played all 67 snaps on defense, recording five tackles (three solo). Tied for the most tackles he has recorded in a Week 1 game in his career (at Tennessee, 2022). Also saw action on 10 special teams snaps and posted a tackle.

Vs. Washington (Sept. 11): Played all 69 defensive snaps as well as 12 special teams snaps. Posted three tackles (all solo) and a pass defended on defense. Late in the second quarter, with Washington at the Green Bay 40, tracked RB Austin Ekeler down the sideline and broke up the pass on a third-and-4.

At Cleveland (Sept. 21): One of three Packers to play all 66 defensive snaps, recording six tackles (two solo), a pass defended and an interception when he leaped in the air to intercept a deep pass down the sideline right before the half.

At Dallas (Sept. 28): Saw action on all 69 defensive snaps, recording six tackles (two solo). Also played 13 snaps on special teams, recording a tackle on kickoff coverage.

Vs. Cincinnati (Oct. 12): Played all 65 defensive snaps and posted five tackles (two solo). Also played 10 snaps on special teams, recording a tackle on kickoff coverage.

At Arizona (Oct. 19): One of three Packers to play all 76 defensive snaps and finished No. 2 on the team with eight tackles (two solo) and a pass defended when he leaped up and knocked the pass out of the back of the end zone on fourth-and-11 with six seconds to go in the game.

At Pittsburgh (Oct. 26): One of two players to see action on all 63 defensive snaps and led the team in tackles (seven) and solo tackles (six).

Vs. Carolina (Nov. 2): One of four Packers to play on all 58 defensive snaps, leading the team with nine tackles (three solo), a sack, a QB hit, a pass defended, a forced fumble and an interception when he picked off a pass in the back of the end zone early in the second quarter. Two plays before the interception, blitzed off the edge and beat the tight end to the inside to record a sack-forced fumble on QB Bryce Young. It was the first time in his career he recorded a sack and an interception in the same game and became the first Green Bay defensive back to register a sack, an INT and a forced fumble in a game since S Morgan Burnett (Week 2 at Carolina in 2011).

Vs. Philadelphia (Nov. 10): Played on all 63 defensive snaps and led the team with seven tackles (four solo).

At N.Y. Giants (Nov. 16): Was the only Packer to play all 72 defensive snaps, recording five tackles (two solo) and a pass defended when he helped force an incomplection on an out route to WR Wan Dale Robinson on a third-and-3 early in the second quarter.

REGULAR-SEASON COMPARISON: DEFENSIVE - MINNESOTA VIKINGS

DATE	OPP	W/L	GP/GS	TACKLES		ASST	SACK	YDS.	INT	TFL	PD	QBH	MISC		
				TOT	SOLO								TD	FF	FR
9/29/24	GB vs. MIN	L	S	4	1	3	0.0	0.0	1	0	1	0	0	0	0
12/29/24	GB @ MIN	L	S	7	5	2	0.0	0.0	0	0	0	0	0	0	0
TOTALS		0/2	2/2	11	6	5	0.0	0.0	1	0	1	0	0	0	0

POSTSEASON COMPARISON: DEFENSIVE - MINNESOTA VIKINGS

DATE	OPP	W/L	GP/GS	TACKLES		ASST	SACK	YDS.	INT	TFL	PD	QBH	MISC		
				TOT	SOLO								TD	FF	FR
1/15/23	NYG @ MIN	W	S	8	4	4	0.0	0.0	0	0	1	0	0	0	0
TOTALS		1/0	1/1	8	4	4	0.0	0.0	0	0	1	0	0	0	0



XAVIER MCKINNEY'S NFL REGULAR-SEASON DEFENSIVE STATISTICS

YEAR	TEAM	TACKLES										INTERCEPTIONS										ST				MISC	
		GP	GS	TK	S	A	TFL	YDS	SK	YDS	QBH	NO	YDS	LG	TD	PD	FF	FR	TD	YDS	TK	S	A	FF	FR	S	A
2020	Giants	6	4	24	14	10	1	3	0.0	0.0	0	1	0	0	0	1	0	0	0	0	1	0	1	0	0	0	0
2021	Giants	17	16	93	59	34	1	2	0.0	0.0	0	5	64	41t	1	10	0	0	0	0	0	0	0	0	0	0	0
2022	Giants	9	9	44	28	16	2	8	1.0	8.0	1	0	0	0	0	5	1	0	0	0	1	1	0	0	0	0	0
2023	Giants	17	17	116	78	38	2	2	0.5	3.0	1	3	22	18	0	11	1	2	0	0	0	0	0	0	0	0	0
2024	Packers	17	17	85	58	27	2	12	1.0	8.0	1	8	128	48	0	11	0	1	0	7	3	2	1	0	0	0	0
2025	Packers	10	10	61	29	32	0	0	1.0	0.0	1	2	0	0	0	5	1	0	0	0	3	2	1	0	0	0	0
NFL TOTALS		76	73	423	266	157	8	27	3.5	19.0	4	19	214	48	1	43	3	3	0	7	8	5	3	0	0	0	0

XAVIER MCKINNEY'S NFL POSTSEASON DEFENSIVE STATISTICS

		TACKLES									INTERCEPTIONS										ST				MISC		
YEAR	TEAM	GP	GS	TK	S	A	TFL	YDS	SK	YDS	QBH	NO	YDS	LG	TD	PD	FF	FR	TD	YDS	TK	S	A	FF	FR	S	A
2022	Giants	2	2	16	8	8	1	1	1.0	6.0	0	0	0	0	0	2	1	0	0	0	0	0	0	0	0	0	0
2024	Packers	1	1	5	2	3	0	0	0.0	0.0	0	0	0	0	0	0	0	0	0	0	0	0	0	0	0	0	0
NFL TOTALS		3	3	21	10	11	1	1	1.0	6.0	0	0	0	0	0	2	1	0	0	0	0	0	0	0	0	0	0

SINGLE-GAME HIGHS: DEFENSIVE

Total Tackles	13 at Washington Commanders, Nov 19, 2023
	10 at Philadelphia Eagles, Dec 25, 2023
	...3 more at 10.
Solo Tackles	8 at Washington Commanders, Nov 19, 2023
	8 at Dallas Cowboys, Nov 12, 2023
	1.0 vs. Carolina Panthers, Nov 02, 2025
Sacks	1.0 vs. Houston Texans, Oct 20, 2024
	...1 more at 1.0.
	3 vs. Philadelphia Eagles, Jan 07, 2024
Passes Defensed	2 vs. San Francisco 49ers, Nov 24, 2024
	...9 more at 2.
	1 vs. Carolina Panthers, Nov 02, 2025
Forced Fumbles	1 at Miami Dolphins, Oct 08, 2023
	...1 more at 1.
	1 at Los Angeles Rams, Oct 06, 2024
Fumble Recoveries	1 vs. Green Bay Packers, Dec 11, 2023
	...1 more at 1.

Tackles For Loss	1 vs. Indianapolis Colts, Sep 15, 2024
	1 vs. Los Angeles Rams, Dec 31, 2023
	...5 more at 1.
Interceptions	2 vs. Philadelphia Eagles, Jan 07, 2024
	2 vs. Las Vegas Raiders, Nov 07, 2021
	...1 more at 2.
Interception Return Yards	41 vs. Las Vegas Raiders, Nov 07, 2021
	28 at Los Angeles Rams, Oct 06, 2024
	1 vs. Detroit Lions, Sep 07, 2025
Special Teams Tackles	1 at Seattle Seahawks, Dec 15, 2024
	...4 more at 1.
	7 at Los Angeles Rams, Oct 06, 2024

2025 GXG REGULAR SEASON (PACKERS)

DATE	OPPONENT	P/S	TK	S	A	SK	YDS	INT	PD	FF	FR
09/07	Lions	S	5	3	2	0	0	0	0	0	0
09/11	Commanders	S	3	3	0	0	0	0	0	1	0
09/21	at Browns	S	6	2	4	0	0	0	1	1	0
09/28	at Cowboys	S	6	2	4	0	0	0	0	0	0
10/12	Bengals	S	5	2	3	0	0	0	0	0	0
10/19	at Cardinals	S	8	2	6	0	0	0	0	1	0
10/26	at Steelers	S	7	6	1	0	0	0	0	0	0
11/02	Panthers	S	9	3	6	1	0	0	1	1	0
11/10	Eagles	S	7	4	3	0	0	0	0	0	0
11/16	at Giants	S	5	2	3	0	0	0	0	1	0
2025 TOTALS		10-10	61	29	32	1.0	0.0	2	5	1	0

BRANDON MCMANUS 17

KICKER
TEMPLE

12th NFL Season | Second Packers Season



Ht: 6-3 | Wt: 201 | Born: July 25, 1991 | NFL Games Played/Started: 179/0 | Acquired: FA-24

AT A GLANCE

- » Ranks No. 4 in the NFL in field goals (284), No. 3 in points scored (1,210), tied for No. 3 in FGs of 50-plus yards (50) and No. 3 in extra-point percentage (97.3, 358 of 368) since 2014.
- » Ranked No. 2 in the NFL last season in FG percentage (95.2, 20 of 21), the second-best single-season mark in team history (min. one attempt per game) and the top mark among Green Bay kickers with 20-plus attempts in a season.
- » In 2024, became the first kicker in NFL history to make a game-winning FG as time expired in both of his first two games with a team (45-yarder vs. Houston in Week 7, 24-yarder at Jacksonville in Week 8).
- » Spent nine seasons with the Denver Broncos (2014-22) and ranks No. 2 in their franchise history in field goals (223), FG percentage (81.4) and points scored (946).
- » Made all 10 of his FG attempts in Denver's three games in a 2015 playoff run that was capped off with a Super Bowl 50 win, tied for the fourth most in NFL history in a single postseason.
- » Appeared in all 49 games during his four seasons at Temple (2009-12), finishing his career ranked No. 1 in school history in points (338), field goals (60), extra points (158) and punting average (45.3).

2025 SEASON: Has played in seven games, connecting on 11 of 17 field-goal attempts (64.7 pct.) and 16 of 17 extra points (94.1 pct.)...Has also registered two tackles on special teams...Was inactive (right quadricep) for three games (Weeks 6, 7 and 11).

Vs. Detroit (Sept. 7): Made two field goals (34, 38) and all three extra points. Connected on a 34-yard FG in the first quarter and added a 38-yard FG in the fourth quarter. Extended his consecutive field goals made streak to 17.

Vs. Washington (Sept. 11): Connected on 2 of 3 FGs and all three extra points, recording a season-long 56-yard FG in the fourth quarter.

At Cleveland (Sept. 21): Connected on a 39-yard FG in the second quarter and converted his lone extra point.

At Dallas (Sept. 28): Made both field goals (53, 34), converted four of five extra points and recorded a team-high two tackles on kickoff coverage. Connected on a 53-yard FG as time expired in regulation to send the game to overtime. Also converted on a 34-yard FG in overtime as time expired to tie the game at 40.

Vs. Cincinnati (Oct. 12): Inactive (right quadricep).

At Arizona (Oct. 19): Inactive (right quadricep).

At Pittsburgh (Oct. 26): Made two field goals (28, 25) and converted all three extra points.

Vs. Carolina (Nov. 2): Made two field goals (49, 27) and converted his lone extra point.

Vs. Philadelphia (Nov. 10): Converted his lone extra point.

At N.Y. Giants (Nov. 16): Inactive (right quadricep).

REGULAR-SEASON COMPARISON: KICKING - MINNESOTA VIKINGS

DATE	OPP	W/L	GP/GS	FGM	FGA	PCT	LONG	XPM	XPA	PTS	1-19	20-29	30-39	40-49	50+	KO	TB
10/4/15	MIN @ DEN	L	P	3	3	100%	47	2	2	11	0-0	0-0	1-1	0-0	0-0	6	4
11/17/19	DEN @ MIN	L	P	3	4	75%	47	2	2	11	0-0	0-0	0-0	1-1	0-0	6	4
12/29/24	GB @ MIN	L	P	1	1	100%	22	2	2	5	0-0	1-1	0-0	0-0	0-0	5	3
TOTALS		0/3	3/0	7	8	87.5%	47	6	6	27	0-0	1-1	1-1	1-1	0-0	17	11

BRANDON MCMANUS' NFL REGULAR-SEASON KICKING STATISTICS

DATE	TEAM	GP	FGM	FGA	PCT.	LG	XP	XPA	PCT.	BLK	PTS
2014	Broncos	15	9	13	69.2	44	41	41	100.0	0	68
2015	Broncos	16	30	35	85.7	57	35	36	97.2	0	125
2016	Broncos	16	29	34	85.3	55	32	33	97.0	0	119
2017	Broncos	16	24	32	75.0	53	27	27	100.0	2	99
2018	Broncos	16	20	25	80.0	53	35	35	100.0	0	95
2019	Broncos	16	29	34	85.3	53	25	26	96.2	0	112
2020	Broncos	15	28	34	82.4	58	24	27	88.9	2	108
2021	Broncos	17	26	31	83.9	61	33	34	97.1	1	111
2022	Broncos	17	28	36	77.8	55	25	27	92.6	2	109
2023	Jaguars	17	30	37	81.1	56	35	35	100.0	1	125
2024	Packers	11	20	21	95.2	55	30	30	100.0	0	90
2025	Packers	7	11	17	64.7	56	16	17	94.1	1	49
NFL TOTALS		179	284	349	81.4	61	358	368	97.3	9	1,210



BRANDON MCMANUS' NFL POSTSEASON KICKING STATISTICS

DATE	TEAM	GP	FGM	FGA	PCT.	LG	XP	XPA	PCT.	BLK	PTS
2014	Broncos	1	0	0	0.0	0	0	0	0.0	0	0
2015	Broncos	3	10	10	100.0	52	3	3	100.0	0	33
2024	Packers	1	1	2	50.0	26	1	1	100.0	0	4
NFL TOTALS		5	11	12	91.7	52	4	4	100.0	0	37

BRANDON MCMANUS' NFL REGULAR-SEASON FIELD-GOAL ACCURACY STATISTICS

DATE	TEAM	1-19	PCT.	20-29	PCT.	30-39	PCT.	40-49	PCT.	50+	PCT.
2014	Broncos	0-0	0.0	5-5	100.0	2-3	66.7	2-3	66.7	0-2	0.0
2015	Broncos	0-0	0.0	12-12	100.0	8-8	100.0	5-8	62.5	5-7	71.4
2016	Broncos	0-0	0.0	9-9	100.0	10-10	100.0	7-9	77.8	3-6	50.0
2017	Broncos	0-0	0.0	6-8	75.0	11-12	91.7	4-6	66.7	3-6	50.0
2018	Broncos	0-0	0.0	5-5	100.0	6-6	100.0	7-7	100.0	2-7	28.6
2019	Broncos	0-0	0.0	6-6	100.0	9-9	100.0	10-12	83.3	4-7	57.1
2020	Broncos	0-0	0.0	6-6	100.0	4-5	80.0	8-8	100.0	10-15	66.7
2021	Broncos	0-0	0.0	7-8	87.5	6-6	100.0	8-8	100.0	5-9	55.6
2022	Broncos	0-0	0.0	6-7	85.7	4-6	66.7	10-10	100.0	8-13	61.5
2023	Jaguars	0-0	0.0	4-4	100.0	10-10	100.0	11-13	84.6	5-10	50.0
2024	Packers	0-0	0.0	5-5	100.0	9-9	100.0	3-4	75.0	3-3	100.0
2025	Packers	0-0	0.0	4-4	100.0	4-4	100.0	1-5	20.0	2-4	50.0
NFL TOTALS		0-0	0.0	75-79	94.9	83-88	94.3	76-93	81.7	50-89	56.2

BRANDON MCMANUS' NFL POSTSEASON FIELD-GOAL ACCURACY STATISTICS

DATE	TEAM	1-19	PCT.	20-29	PCT.	30-39	PCT.	40-49	PCT.	50+	PCT.
2014	Broncos	0-0	0.0	0-0	0.0	0-0	0.0	0-0	0.0	0-0	0.0
2015	Broncos	0-0	0.0	1-1	100.0	4-4	100.0	3-3	100.0	2-2	100.0
2024	Packers	0-0	0.0	1-1	100.0	0-1	0.0	0-0	0.0	0-0	0.0
NFL TOTALS		0-0	0.0	2-2	100.0	4-5	80.0	3-3	100.0	2-2	100.0

SINGLE-GAME HIGHS: KICKER

Field Goals Made	4 vs. Carolina Panthers, Dec 31, 2023 4 at Pittsburgh Steelers, Oct 29, 2023 ...5 more at 4.	Points	14 vs. Carolina Panthers, Dec 31, 2023 14 vs. New York Jets, Sep 26, 2021 ...2 more at 14.
Field Goal Attempts	6 vs. Las Vegas Raiders, Jan 03, 2021 5 vs. Indianapolis Colts, Sep 18, 2016 ...2 more at 5.	Special Teams Tackles	2 at Dallas Cowboys, Sep 28, 2025 1 vs. New Orleans Saints, Dec 23, 2024 ...11 more at 1.
Longest Field Goals Made	61 at Los Angeles Chargers, Jan 02, 2022 58 vs. New Orleans Saints, Nov 29, 2020	Kickoff Average	67.6 at Cincinnati Bengals, Dec 22, 2014 67.3 vs. Green Bay Packers, Nov 01, 2015
Longest Field Goal Attempts	70 vs. Las Vegas Raiders, Jan 03, 2021 64 vs. Philadelphia Eagles, Nov 10, 2025 ...2 more at 64.	Extra Point Attempt Percentage	100.0 vs. San Francisco 49ers, Nov 24, 2024 100.0 vs. Detroit Lions, Dec 12, 2021 ...7 more at 100.0.
PATs Made	6 at Arizona Cardinals, Oct 18, 2018 6 vs. Dallas Cowboys, Sep 17, 2017 ...1 more at 6.	Field Goal Percentage	100.0 vs. Carolina Panthers, Dec 31, 2023 100.0 at Pittsburgh Steelers, Oct 29, 2023 ...2 more at 100.0.
PAT Attempts	6 at Arizona Cardinals, Oct 18, 2018 6 vs. Dallas Cowboys, Sep 17, 2017 ...1 more at 6.	Touchbacks	8 at New York Jets, Oct 01, 2020 8 vs. Arizona Cardinals, Oct 05, 2014

2025 GXG REGULAR SEASON (PACKERS)

		FIELD GOALS					EXTRA POINTS				
DATE	OPPONENT	P	FGM	FGA	PCT	LG	XP	XPA	PCT	BLK	PTS
09/07	Lions	P	2	2	100.0	38	3	3	100.0	0	9
09/11	Commanders	P	2	3	66.7	56	3	3	100.0	0	9
09/21	at Browns	P	1	2	50.0	39	1	1	100.0	0	4
09/28	at Cowboys	P	2	2	100.0	53	4	5	80.0	1	10
10/12	Bengals						INACTIVE/INJURY				
10/19	at Cardinals						INACTIVE/INJURY				
10/26	at Steelers	P	2	4	50.0	28	3	3	100.0	0	9
11/02	Panthers	P	2	3	66.7	49	1	1	100.0	0	7
11/10	Eagles	P	0	1	0.0	0	1	1	100.0	0	1
11/16	at Giants						INACTIVE/INJURY				
2025 TOTALS		7	11	17	64.7	56	16	17	94.1	1	49

BO MELTON 16

CORNERBACK
RUTGERS

Second NFL Season | Second Packers Season



Ht: 5-11 | Wt: 189 | Born: May 18, 1999 | NFL Games Played/Started: 31/1 | Acquired: FA-22 (PS-Sea.)

AT A GLANCE

- » Has picked up a first down on 18 of his 24 receptions over the last two seasons, a 75.0 percentage that leads the team among players with 20-plus catches since 2023.
- » Appeared in five games with one start for the Packers in 2023, posting 16 receptions for 218 yards (13.6 avg.) and a TD along with three carries for 21 yards (7.0 avg.).
- » Made his first NFL start at Minnesota in Week 17 in 2023 and posted a career-high six catches for a career-best 105 yards (17.5 avg.) and a TD, becoming the first Packer to post 100-plus receiving yards and a receiving TD in his first NFL start since WR Jarrett Boykin in 2013.
- » Was signed to Green Bay's active roster from Seattle's practice squad on Dec. 27, 2022.
- » Was selected by the Seahawks in the seventh round (No. 229 overall) of the 2022 NFL Draft, the first WR from Rutgers to be drafted since Leonte Carroo (third round) by the Miami Dolphins in 2016.
- » Appeared in 56 games with 42 starts in five seasons at Rutgers (2017-21), finishing his career ranked No. 3 in school history in games played, No. 6 in receptions (164), tied for No. 8 in 100-yard receiving games (five) and No. 10 in receiving yards (2,011).

2025 SEASON: Has played in nine games, recording three tackles on special teams and a 24.2-yard average on nine kickoff returns...Also has seen action on offense, recording 28 yards on two receptions (14.0 avg.) and 20 yards on two carries (10.0 avg.)...Was sidelined in Week 2 due to a shoulder injury.

Vs. Detroit (Sept. 7): Appeared on 12 special teams snaps before leaving the game in the third quarter with a shoulder injury.

Vs. Washington (Sept. 11): Inactive (shoulder).

At Cleveland (Sept. 21): Played three offensive snaps and 13 special teams snaps.

At Dallas (Sept. 28): Tied for No. 2 on the team with 20 snaps played on special teams. Returned two kickoffs for 60 yards (30.0 avg.).

Vs. Cincinnati (Oct. 12): Played 15 snaps on special teams and one snap on offense, posting a 36-yard kick return and a 3-yard run. Also recorded a tackle on special teams.

At Arizona (Oct. 19): Played 14 special teams snaps, posting a 21.5-yard average on a pair of kickoff returns.

At Pittsburgh (Oct. 26): Played a snap on offense and 14 special teams snaps. Returned a kickoff for 22 yards (22.0 avg.) and posted a tackle on punt coverage.

Vs. Carolina (Nov. 2): Saw action on two offensive snaps and six special teams snaps.

Vs. Philadelphia (Nov. 10): Played a season-high 26 offensive snaps and registered his first catches of the season, posting two receptions for 28 yards (14.0 avg.). Both of his catches came in the fourth quarter and resulted in first downs, including an 18-yard reception on Green Bay's final offensive possession. Also saw action on 14 special teams snaps.

At N.Y. Giants (Nov. 16): Played two snaps on offense, recording a first down on a career-long 17-yard run in the first quarter. Also played 10 special teams snaps and posted a tackle on punt coverage in the first quarter.

REGULAR-SEASON COMPARISON: DEFENSIVE - MINNESOTA VIKINGS

DATE	OPP	W/L	GP/GS	TACKLES				ASST	SACK	YDS.	INT	TFL	PD	QBH	MISC		
				TOT	SOLO	SK	YDS								TD	FF	FR
12/31/23	GB @ MIN	W	S	0	0	0	0.0	0.0	0	0	0	0	0	0	0	0	0
9/29/24	GB vs. MIN	L	P	0	0	0	0.0	0.0	0	0	0	0	0	0	0	0	0
12/29/24	GB @ MIN	L	P	0	0	0	0.0	0.0	0	0	0	0	0	0	0	0	0
TOTALS		1/2	3/1	0	0	0	0.0	0.0	0	0.0	0	0	0	0	0	0	0

REGULAR-SEASON COMPARISON: RECEIVING - MINNESOTA VIKINGS

DATE	OPP	W/L	GP/GS	REC	YDS.	AVG.	TD	LG	TGTS	YAC
12/31/23	GB @ MIN	W	S	6	105	17.5	1	37	9	11
9/29/24	GB vs. MIN	L	P	1	28	28.0	0	28	3	1
12/29/24	GB @ MIN	L	P	3	18	6.0	0	13	4	1
TOTALS		1/2	3/1	10	151	15.1	1	37	16	13

BO MELTON'S NFL REGULAR-SEASON DEFENSIVE STATISTICS

		TACKLES										INTERCEPTIONS										ST				MISC	
YEAR	TEAM	GP	GS	TK	SA	TFL	YDS	SK	YDS	QBH	NO	YDS	LG	TD	PD	FF	FR	TD	YDS	TK	SA	FF	FR	S	A		
2023	Packers	5	1	0	0	0	0	0.0	0.0	0	0	0	0	0	0	0	0	0	0	1	1	0	0	0	0		
2024	Packers	17	0	0	0	0	0	0.0	0.0	0	0	0	0	0	0	0	1	0	0	3	1	2	0	1	0		
2025	Packers	9	0	0	0	0	0	0.0	0.0	0	0	0	0	0	0	0	0	0	0	3	1	2	0	0	0		
NFL TOTALS		31	1	0	0	0	0	0.0	0.0	0	0	0	0	0	0	0	1	0	0	7	3	4	0	1	0		



BO MELTON'S NFL POSTSEASON DEFENSIVE STATISTICS

YEAR	TEAM	TACKLES										INTERCEPTIONS										ST				MISC	
		GP	GS	TK	S	A	TFL	YDS	SK	YDS	QBH	NO	YDS	LG	TD	PD	FF	FR	TD	YDS	TK	S	A	FF	FR	S	A
2023	Packers	2	0	0	0	0	0	0	0.0	0.0	0	0	0	0	0	0	0	0	0	0	0	0	0	0	0	0	0
2024	Packers	1	0	0	0	0	0	0	0.0	0.0	0	0	0	0	0	0	0	0	0	0	1	1	0	0	0	0	0
NFL TOTALS		3	0	0	0	0	0	0	0.0	0.0	0	0	0	0	0	0	0	0	0	0	1	1	0	0	0	0	0

BO MELTON'S NFL REGULAR-SEASON RUSHING/RECEIVING STATISTICS

DATE	TEAM	GP	GS	RECEIVING					RUSHING				
				NO.	YDS.	AVG.	LG	TD	NO.	YDS.	AVG.	LG	TD
2023	Packers	5	1	16	218	13.6	37	1	3	21	7.0	12	0
2024	Packers	17	0	8	91	11.4	28	0	8	54	6.8	16	0
2025	Packers	9	0	2	28	14.0	18	0	2	20	10.0	17	0
NFL TOTALS		31	1	26	337	13.0	37	1	13	95	7.3	17	0

BO MELTON'S NFL POSTSEASON RUSHING/RECEIVING STATISTICS

DATE	TEAM	GP	GS	RECEIVING					RUSHING				
				NO.	YDS.	AVG.	LG	TD	NO.	YDS.	AVG.	LG	TD
2023	Packers	2	0	2	26	13.0	19t	1	0	0	0.0	0	0
2024	Packers	1	0	1	16	16.0	16	0	0	0	0.0	0	0
NFL TOTALS		3	0	3	42	14.0	19t	1	0	0	0.0	0	0

SINGLE-GAME HIGHS: DEFENSIVE

Special Teams Tackles

1 at Minnesota Vikings, Dec 31, 2023

SINGLE-GAME HIGHS: RUSHING/RECEIVING

Rush Attempts 2 vs. Arizona Cardinals, Oct 13, 2024
2 vs. Indianapolis Colts, Sep 15, 2024
...1 more at 2.

Rushing Yards 27 vs. Arizona Cardinals, Oct 13, 2024
14 vs. Chicago Bears, Jan 07, 2024

Longest Runs 17 at New York Giants, Nov 16, 2025
16 vs. Arizona Cardinals, Oct 13, 2024
...1 more at 16.

Receptions 6 at Minnesota Vikings, Dec 31, 2023
5 vs. Chicago Bears, Jan 07, 2024

Receiving Yards 105 at Minnesota Vikings, Dec 31, 2023
62 vs. Chicago Bears, Jan 07, 2024

Receiving Average 17.5 at Minnesota Vikings, Dec 31, 2023
12.4 vs. Chicago Bears, Jan 07, 2024

Longest Receptions 37 at Minnesota Vikings, Dec 31, 2023
28 vs. Minnesota Vikings, Sep 29, 2024
...1 more at 28.

Receiving TDs 1 at Minnesota Vikings, Dec 31, 2023
2 at New York Giants, Nov 16, 2025

Kickoff Returns 2 at Arizona Cardinals, Oct 19, 2025
...1 more at 2.

Kickoff Return Yards 60 at Dallas Cowboys, Sep 28, 2025
43 at Arizona Cardinals, Oct 19, 2025

Longest Kickoff Return 36 vs. Cincinnati Bengals, Oct 12, 2025
30 at Dallas Cowboys, Sep 28, 2025
...1 more at 30.

Special Teams Tackles 1 at Minnesota Vikings, Dec 31, 2023

Most TDs 1 at Minnesota Vikings, Dec 31, 2023

Scrimmage Yards 105 at Minnesota Vikings, Dec 31, 2023
76 vs. Chicago Bears, Jan 07, 2024

2025 GXG REGULAR SEASON (PACKERS)

DATE	OPPONENT	P/S	TK	S	A	SK	YDS	INT	PD	FF	FR
09/07	Lions	P	0	0	0	0	0	0	0	0	0
09/11	Commanders		INACTIVE/INJURY								
09/21	at Browns	P	0	0	0	0	0	0	0	0	0
09/28	at Cowboys	P	0	0	0	0	0	0	0	0	0
10/12	Bengals	P	0	0	0	0	0	0	0	0	0
10/19	at Cardinals	P	0	0	0	0	0	0	0	0	0
10/26	at Steelers	P	0	0	0	0	0	0	0	0	0
11/02	Panthers	P	0	0	0	0	0	0	0	0	0
11/10	Eagles	P	0	0	0	0	0	0	0	0	0
11/16	at Giants	P	0	0	0	0	0	0	0	0	0
2025 TOTALS		9-0	0	0	0	0	0	0	0	0	0

JACOB MONK 62

CENTER/GUARD
DUKE

Second NFL Season | Second Packers Season



Ht: 6-3 | Wt: 308 | Born: June 4, 2001 | NFL Games Played/Started: 10/0 | Acquired: D5a-24

AT A GLANCE

- » Played in 10 games as a rookie last season, seeing time on special teams.
- » Appeared in 59 games with 58 starts in his five seasons at Duke, opening games at three different spots on the offensive line (34 at right guard, 12 at center, 12 at right tackle).
- » Earned second-team All-Atlantic Coast honors in 2023 and twice earned All-ACC honorable mention (2021-22) while also being a two-time team captain (2022-23).
- » Anchored an offensive line that helped the Blue Devils rank tied for No. 24 in the nation in sacks allowed per game in 2023 (1.31, 17 sacks in 13 games).
- » Selected by the Packers with the first of two picks in the fifth round (No. 163 overall) of the 2024 NFL Draft, becoming the second offensive lineman from Duke to be drafted by Green Bay (G Jesse Birchfield, 23rd round in 1956).

2025 SEASON: Has been active for one game, but has not seen any action...Has been inactive (healthy scratch) for three contests...Was on injured reserve (hamstring) for the first six games before being activated on Oct. 18.

At Arizona (Oct. 19): Was active, but did not play.

At Pittsburgh (Oct. 26): Inactive (healthy scratch).

Vs. Carolina (Nov. 2): Inactive (healthy scratch).

Vs. Philadelphia (Nov. 10): Inactive (healthy scratch).

JACOB MONK'S NFL REGULAR-SEASON STATISTICS

DATE	TEAM	GP	GS
2024	Packers	10	0
NFL TOTALS		10	0

2025 GXG REGULAR SEASON (PACKERS)

DATE	OPPONENT	P/S
09/07	Lions	INJURED RESERVE - DESIGNATED FOR RETURN
09/11	Commanders	INJURED RESERVE - DESIGNATED FOR RETURN
09/21	at Browns	INJURED RESERVE - DESIGNATED FOR RETURN
09/28	at Cowboys	INJURED RESERVE - DESIGNATED FOR RETURN
10/12	Bengals	INJURED RESERVE - DESIGNATED FOR RETURN
10/19	at Cardinals	DID NOT PLAY
10/26	at Steelers	INACTIVE
11/02	Panthers	INACTIVE
11/10	Eagles	INACTIVE
11/16	at Giants	DID NOT PLAY
2025 TOTALS		0-0



JORDAN MORGAN

77

TACKLE/GUARD
ARIZONA

Second NFL Season | Second Packers Season



Ht: 6-5 | Wt: 311 | Born: August 4, 2001 | NFL Games Played/Started: 16/9 | Acquired: D1-24

AT A GLANCE

- » Played in six games with one start as a rookie last season, opening at left guard in place of Elgton Jenkins in Week 9 vs. Detroit with Jenkins moving to center for an injured Josh Myers.
- » Saw action at right guard as part of a rotation with Sean Rhyan in five games (Weeks 1-2, 6-8) in 2024.
- » Appeared in 41 games with 37 starts at left tackle during his five seasons at the University of Arizona, starting all 33 games he played in over his final three seasons.
- » Earned first-team All-Pacific-12 honors from The Associated Press and from the coaches in 2023, helping the Wildcats rank No. 20 in the nation in total offense (448.0 ypg), No. 8 in passing offense (308.3 ypg) and No. 18 in scoring offense (34.6 ppg).
- » Allowed only two sacks in 787 snaps of work in 2023 as he led the Arizona offensive line in total blocking grade (84.3), run-blocking grade (77.0) and pass-blocking grade (87.3), per Pro Football Focus.
- » Started all 10 games he played in at LT during the 2022 season, taking home first-team AP All-Pac-12 recognition after allowing just one sack in 670 snaps of action and helping Arizona rank No. 6 in the nation in passing offense (318.4 ypg).
- » Selected by the Packers in the first round (No. 25 overall) of the 2024 NFL Draft, the first offensive lineman from the University of Arizona to be picked in the first round since John Fina (No. 27 overall) by Buffalo in 1992.

2025 SEASON: Has appeared in all 10 games with eight starts (six at RG, two at LG)...Part of a line that has helped the Packers rank tied for No. 6 in the league in sacks allowed (16) and No. 1 in third-down conversions (49.2 pct.).

Vs. Detroit (Sept. 7): Appeared on 20 plays on offense, playing 15 snaps at RG in a rotation with Sean Rhyan and five snaps at LG in the fourth quarter in place of an injured Aaron Banks (ankle). Also appeared on five plays on special teams.

Vs. Washington (Sept. 11): Started at LG in place of an injured Banks (ankle/groin), appearing on all 68 snaps and helping to protect QB Jordan Love as he threw for 292 yards and two TDs with no INTs on 19-of-31 passing (113.9 rating).

At Cleveland (Sept. 21): Played on 64 of 65 offensive snaps, taking over at RT for an injured Zach Tom (oblique) on the second play of the game and then shifting to LG for the second half in place of an injured Banks (groin).

At Dallas (Sept. 28): Started at LG and played all 83 snaps, part of a line that allowed just one sack and protected Love as he threw for 337 yards and three TDs with no INTs (118.1 rating). Helped the offense register season highs for total yards (489), rushing yards (164) and first downs (32).

Vs. Cincinnati (Oct. 12): Made his first career start at RG, appearing on 50 of 61 snaps with Sean Rhyan rotating in for two series in the first half. Was part of a line that allowed just one sack and cleared the way for 153 rushing yards on 33 carries (4.6 avg.).

At Arizona (Oct. 19): Started for the second straight week at RG, appearing on all 56 snaps and helping to protect Love as he was sacked only one time.

At Pittsburgh (Oct. 26): Started at RG and rotated series with Rhyan, appearing on 29 of 64 snaps. Part of a line that did not allow a sack and blocked for Love as he posted a career-high 134.2 passer rating (29 of 37 for 360 yards and three TDs with no INTs).

Vs. Carolina (Nov. 2): Started at RG and played all 65 snaps, protecting Love as the line gave up only one sack on the day, the fifth straight game Green Bay allowed no more than one sack.

Vs. Philadelphia (Nov. 10): Started at RG and played all 68 snaps.

At N.Y. Giants (Nov. 16): Started at RG and appeared on all 55 snaps, helping the Packers post a season-high average of 5.6 yards per carry (128 yards on 23 carries).

JORDAN MORGAN'S NFL REGULAR-SEASON STATISTICS

DATE	TEAM	GP	GS
2024	Packers	6	1
2025	Packers	10	8
NFL TOTALS		16	9

2025 GYG REGULAR SEASON (PACKERS)

DATE	OPPONENT	P/S
09/07	Lions	P
09/11	Commanders	S
09/21	at Browns	P
09/28	at Cowboys	S
10/12	Bengals	S
10/19	at Cardinals	S
10/26	at Steelers	S
11/02	Panthers	S
11/10	Eagles	S
11/16	at Giants	S
2025 TOTALS		10-8

ARRON MOSBY 53

DEFENSIVE LINEMAN
FRESNO STATE

Third NFL Season | Second Packers Season



Ht: 6-3 | Wt: 250 | Born: April 13, 1999 | NFL Games Played/Started: 24/0 | Acquired: W-23 (Car.)

AT A GLANCE

- » Played in 16 games for the Packers in 2024, registering eight tackles (two solo), a tackle for a loss, a shared sack, two QB hits, two passes defended and four special teams tackles.
- » Spent the entire 2023 campaign on the Packers' practice squad after appearing in three games for the Carolina Panthers as a rookie in 2022.
- » Entered the NFL with Carolina as an undrafted free agent in May 2022 and spent the entire 2022 season with the Panthers on their practice squad/active roster.
- » Played in all 13 games with 12 starts at Fresno State in 2021, earning All-Mountain West honorable mention after recording 40 tackles (24 solo), 15½ tackles for a loss, six sacks, three passes defended, six forced fumbles and two fumble recoveries.
- » Was tied for the FBS lead with six forced fumbles in 2021, the most by a player in a season in school history.
- » Registered nine forced fumbles in his final three seasons at Fresno State (2019-21), tied for No. 2 in the country over that span.

2025 SEASON: Has played in five games on special teams, recording four tackles...Spent a portion of the season on the practice squad before being elevated to the active roster for gameday in Weeks 7-9...Was signed to the active roster on Nov. 4.

At Arizona (Oct. 19): Saw action on 13 special teams snaps in his season debut.

At Pittsburgh (Oct. 26): Played 25 special teams snaps (tied for No. 1 on the team) and recorded a tackle.

Vs. Carolina (Nov. 2): Tied a team high with 13 special teams snaps played and registered a tackle.

Vs. Philadelphia (Nov. 10): Appeared on 18 special teams snaps (tied for No.1 on the team).

At N.Y. Giants (Nov. 16): Finished No. 2 on the team with 18 special teams snaps played and posted a career-high two tackles, both on kickoff coverage.

REGULAR-SEASON COMPARISON: DEFENSIVE - MINNESOTA VIKINGS

DATE	OPP	W/L	GP/GS	TACKLES				TOT	SOLO	ASST	SACK	YDS.	INT	TFL	PD	QBH	TD	MISC		
				TK	S	A	TFL											FF	FR	FR
9/29/24	GB vs. MIN	L	P	0	0	0	0	0	0	0	0.0	0.0	0	0	0	0	0	0	0	0
12/29/24	GB @ MIN	L	P	0	0	0	0	0	0	0	0.0	0.0	0	0	1	1	0	0	0	0
TOTALS		0/2	2/0	0	0	0	0	0	0	0	0.0	0.0	0	0	1	1	0	0	0	0

ARRON MOSBY'S NFL REGULAR-SEASON DEFENSIVE STATISTICS

YEAR	TEAM	GP	GS	TK	S	A	TACKLES				YDS	QBH	INTERCEPTIONS				TD	YDS	TK	S	A	FF	FR	S	A
							TFL	YDS	SK	YDS			NO	YDS	LG	TD									
2022	Panthers	3	0	1	1	0	0	0	0.0	0.0	0	0	0	0	0	0	0	0	0	0	0	0	0	0	0
2024	Packers	16	0	8	2	6	1	6	0.5	4.0	2	0	0	0	0	2	0	0	4	4	0	0	0	0	0
2025	Packers	5	0	0	0	0	0	0	0.0	0.0	0	0	0	0	0	0	0	0	4	3	1	0	0	0	0
NFL TOTALS		24	0	9	3	6	1	6	0.5	4.0	2	0	0	0	0	2	0	0	8	7	1	0	0	0	0

ARRON MOSBY'S NFL POSTSEASON DEFENSIVE STATISTICS

YEAR	TEAM	GP	GS	TK	S	A	TACKLES				YDS	QBH	INTERCEPTIONS				TD	YDS	TK	S	A	FF	FR	S	A
							TFL	YDS	SK	YDS			NO	YDS	LG	TD									
2024	Packers	1	0	0	0	0	0	0	0.0	0.0	0	0	0	0	0	0	0	0	1	0	1	0	0	0	0
NFL TOTALS		1	0	0	0	0	0	0	0.0	0.0	0	0	0	0	0	0	0	0	1	0	1	0	0	0	0

SINGLE-GAME HIGHS: DEFENSIVE

Total Tackles 2 vs. Chicago Bears, Jan 05, 2025
1 vs. New Orleans Saints, Dec 23, 2024
...6 more at 1.

Solo Tackles 1 at Detroit Lions, Dec 05, 2024
1 vs. Miami Dolphins, Nov 28, 2024
...1 more at 1.

Sacks 0.5 vs. Detroit Lions, Nov 03, 2024

Passes Defended 1 at Minnesota Vikings, Dec 29, 2024
1 at Seattle Seahawks, Dec 15, 2024

Special Teams Tackles 2 at New York Giants, Nov 16, 2025
1 vs. Carolina Panthers, Nov 02, 2025
...5 more at 1.





2025 GXG REGULAR SEASON (PACKERS)


DATE	OPPONENT	P/S	TK	S	A	SK	YDS	INT	PD	FF	FR
09/07	Lions										
09/11	Commanders										
09/21	at Browns										
09/28	at Cowboys										
10/12	Bengals										
10/19	at Cardinals	P	0	0	0	0.0	0.0	0	0	0	0
10/26	at Steelers	P	0	0	0	0.0	0.0	0	0	0	0
11/02	Panthers	P	0	0	0	0.0	0.0	0	0	0	0
11/10	Eagles	P	0	0	0	0.0	0.0	0	0	0	0
11/16	at Giants	P	0	0	0	0.0	0.0	0	0	0	0
2025 TOTALS		5-0	0	0	0	0.0	0.0	0	0	0	0

LUKE
MUSGRAVE
88

TIGHT END
OREGON STATE

Third NFL Season | Third Packers Season





Ht: 6-6 | Wt: 253 | Born: September 2, 2000 | NFL Games Played/Started: 28/18 | Acquired: D2a-23

AT A GLANCE

- » Tied the franchise rookie record (Bubba Franks, 2000) for the most receptions by a tight end with 34 in 2023 despite missing six contests due to injury.
- » Finished with 352 receiving yards in 2023, good for No. 3 among rookie TEs in team history behind only Franks (363 in 2000) and Tucker Kraft (355 in 2023).
- » Ranked No. 3 in the NFL among rookie tight ends in receptions and yards per reception (min. 20 rec.) and No. 4 in receiving yards in 2023.
- » Ranked No. 2 among Pacific-12 tight ends and No. 8 among tight ends in the Power Five in yards per reception (14.3) in 2021-22.
- » Set career highs in games played (13), games started (nine), receptions (22) and receiving yards (304) in 2021. Also blocked a punt and returned it 27 yards for a TD.
- » Became the highest-drafted tight end out of Oregon State in school history and was the highest-drafted TE by Green Bay since Franks (first round, No. 14 overall) in 2000.

2025 SEASON: Has appeared in all 10 games with six starts and has posted 13 receptions for 110 yards (8.5 avg.).

Vs. Detroit (Sept. 7): Started as the Packers opened with two tight ends and played 17 snaps on offense. Posted a 4-yard reception.

Vs. Washington (Sept. 11): Appeared on 21 snaps, recording two receptions for 32 yards (16.0 avg.).

At Cleveland (Sept. 21): Played 13 snaps on offense and four on special teams.

At Dallas (Sept. 28): Started as the Packers opened with two tight ends, appearing on 25 snaps on offense and posting a 6-yard reception. Also played nine snaps on special teams.

Vs. Cincinnati (Oct. 12): Started as the Packers opened with two TEs and played 21 snaps, posting a 7-yard reception.

At Arizona (Oct. 19): Started as Green Bay opened with two TEs and appeared on 24 snaps.

At Pittsburgh (Oct. 26): Played 12 snaps on offense and one on special teams, posting a 5-yard reception.

Vs. Carolina (Nov. 2): Started as the Packers opened with two TEs and played 30 snaps, posting a season-high three catches for 34 yards (11.3 avg.).

Vs. Philadelphia (Nov. 10): Started and played 52 of 68 snaps, hauling in three passes for 23 yards (7.7 avg.).

At N.Y. Giants (Nov. 16): Appeared on 19 snaps and posted one catch for the loss of a yard.

REGULAR-SEASON COMPARISON: RECEIVING - MINNESOTA VIKINGS

DATE	OPP	W/L	GP/GS	REC	YDS.	AVG.	TD	LG	TGTS	YAC
10/29/23	GB vs. MIN	L	S	2	9	4.5	0	7	3	4
9/29/24	GB vs. MIN	L	P	3	13	4.3	0	5	3	6
12/29/24	GB @ MIN	L	P	1	4	4.0	0	4	1	3
TOTALS		0/3	3/1	6	26	4.3	0	7	7	13

LUKE MUSGRAVE'S NFL REGULAR-SEASON RECEIVING STATISTICS

		RECEIVING								
DATE	TEAM	GP	GS	NO.	YDS.	AVG.	LG	TD		
2023	Packers	11	9	34	352	10.4	37	1		
2024	Packers	7	3	7	45	6.4	19	0		
2025	Packers	10	6	13	110	8.5	23	0		
NFL TOTALS		28	18	54	507	9.4	37	1		

LUKE MUSGRAVE'S NFL POSTSEASON RECEIVING STATISTICS

		RECEIVING								
DATE	TEAM	GP	GS	NO.	YDS.	AVG.	LG	TD		
2023	Packers	2	1	6	66	11.0	38t	1		
2024	Packers	1	0	0	0	0.0	0	0		
NFL TOTALS		3	1	6	66	11.0	38t	1		

SINGLE-GAME HIGHS: RECEIVING

Receptions	6 at Las Vegas Raiders, Oct 09, 2023	Longest Receptions	37 at Chicago Bears, Sep 10, 2023
Receiving Yards	6 vs. New Orleans Saints, Sep 24, 2023	Receiving TDs	36 at Pittsburgh Steelers, Nov 12, 2023
Receiving Average	64 at Pittsburgh Steelers, Nov 12, 2023		1 vs. Los Angeles Rams, Nov 05, 2023
	51 vs. Los Angeles Rams, Nov 05, 2023		
	17.0 vs. Los Angeles Rams, Nov 05, 2023		
	16.7 at Chicago Bears, Sep 10, 2023		

2025 GXG REGULAR SEASON (PACKERS)

			RECEIVING				
DATE	OPPONENT	P/S	NO.	YDS.	AVG.	LG	TD
09/07	Lions	S	1	4	4.0	4	0
09/11	Commanders	P	2	32	16.0	23	0
09/21	at Browns	P	0	0	0.0	0	0
09/28	at Cowboys	S	1	6	6.0	6	0
10/12	Bengals	S	1	7	7.0	7	0
10/19	at Cardinals	S	0	0	0.0	0	0
10/26	at Steelers	P	1	5	5.0	5	0
11/02	Panthers	S	3	34	11.3	21	0
11/10	Eagles	S	3	23	7.7	9	0
11/16	at Giants	P	1	-1	-1.0	-1	0
2025 TOTALS		10-6	13	110	8.5	23	0

NICK NIEMANN

31

LINEBACKER
IOWA

Fifth NFL Season | First Packers Season



Ht: 6-3 | Wt: 234 | Born: December 2, 1997 | NFL Games Played/Started: 71/3 | Acquired: FA-25

AT A GLANCE

- » Registered 51 tackles (26 solo), a tackle for a loss, a QB hit, an interception, three passes defended and a fumble recovery on defense from 2021-24.
- » His 36 special teams tackles from 2021-24 are tied for No. 13 in the league in that time frame.
- » Tied for fifth in the league and third in the AFC for special teams tackles (14) in 2021.
- » Appeared in 64 games with three starts with the Chargers from 2021-24, tying for the team lead in games played over that span.
- » Drafted by the Los Angeles Chargers in the sixth round (185th overall) of the 2021 NFL Draft.

2025 SEASON: Has played in seven games on special teams, recording a team-high 11 tackles...Ranks tied for No. 8 in the NFL in special teams tackles...Was placed on injured reserve (pectoral) on Nov. 1.

Vs. Detroit (Sept. 7): Saw action on 15 special teams snaps in his debut with the Packers and led the team with a career-high four tackles. Became the first Packer to register four special teams tackles in a game since LB Jayrone Elliott posted four at Buffalo on Dec. 14, 2014.

Vs. Washington (Sept. 11): Appeared on 16 special teams snaps and recorded a tackle.

At Cleveland (Sept. 21): Played 16 special teams snaps and recorded a tackle.

At Dallas (Sept. 28): Tied for No. 2 on the team with 20 snaps played on special teams.

Vs. Cincinnati (Oct. 12): Saw action on 16 special teams snaps, tied for No. 2 on the team.

At Arizona (Oct. 19): Appeared on 14 special teams snaps and logged a team-high two tackles.

At Pittsburgh (Oct. 26): Played 17 special teams snaps and led the team with three tackles before leaving the game in the fourth quarter due to a pectoral injury.

REGULAR-SEASON COMPARISON: DEFENSIVE - MINNESOTA VIKINGS

DATE	OPP	W/L	GP/GS	TACKLES				ASST	SACK	YDS	INT	TFL	PD	QBH	MISC			
				TOT	SOLO	TFL	YDS								TD	FF	FR	FR
11/14/21	LAC vs. MIN	L	P	0	0	0	0.0	0	0.0	0.0	0	0	0	0	0	0	0	0
9/24/23	LAC @ MIN	W	P	8	5	3	0.0	3	0.0	0.0	0	0	1	0	0	0	0	0
TOTALS		1/1	2/0	8	5	3	0.0	3	0.0	0.0	0	0	1	0	0	0	0	0

NICK NIEMANN'S NFL REGULAR-SEASON DEFENSIVE STATISTICS

		TACKLES										INTERCEPTIONS										ST				MISC			
YEAR	TEAM	GP	GS	TK	S	A	TFL	YDS	SK	YDS	QBH	NO	YDS	LG	TD	PD	FF	FR	TD	YDS	TK	S	A	FF	FR	S	A		
2021	Chargers	17	0	8	5	3	0	0	0.0	0.0	0	1	0	0	0	1	0	0	0	0	14	10	4	0	0	0	0		
2022	Chargers	17	0	0	0	0	0	0	0.0	0.0	0	0	0	0	0	0	0	0	0	0	3	0	3	0	0	0	0		
2023	Chargers	17	3	33	16	17	1	3	0.0	0.0	1	0	0	0	0	1	0	1	0	0	8	7	1	0	0	0	0		
2024	Chargers	13	0	10	5	5	0	0	0.0	0.0	0	0	0	0	0	1	0	0	0	0	11	6	5	0	0	0	0		
2025	Packers	7	0	0	0	0	0	0	0.0	0.0	0	0	0	0	0	0	0	0	0	0	11	6	5	0	0	0	0		
NFL TOTALS		71	3	51	26	25	1	3	0.0	0.0	1	1	0	0	0	3	0	1	0	0	47	29	18	0	0	0	0		

NICK NIEMANN'S NFL POSTSEASON DEFENSIVE STATISTICS

		TACKLES										INTERCEPTIONS										ST				MISC			
YEAR	TEAM	GP	GS	TK	S	A	TFL	YDS	SK	YDS	QBH	NO	YDS	LG	TD	PD	FF	FR	TD	YDS	TK	S	A	FF	FR	S	A		
2022	Chargers	1	0	0	0	0	0	0	0.0	0.0	0	0	0	0	0	0	0	0	0	0	0	0	0	0	0	0	0		
2024	Chargers	1	0	0	0	0	0	0	0.0	0.0	0	0	0	0	0	0	0	0	0	0	0	1	0	1	0	0	0		
NFL TOTALS		2	0	0	0	0	0	0	0.0	0.0	0	0	0	0	0	0	0	0	0	0	0	1	0	1	0	0	0		

SINGLE-GAME HIGHS: DEFENSIVE

Total Tackles 4 at Baltimore Ravens, Oct 17, 2021
2 vs. Denver Broncos, Jan 02, 2022
Solo Tackles 2 at Baltimore Ravens, Oct 17, 2021
1 vs. Denver Broncos, Jan 02, 2022
...2 more at 1.
Passes Defensed 1 vs. New York Giants, Dec 12, 2021

Interceptions 1 vs. New York Giants, Dec 12, 2021
Special Teams Tackles 4 vs. Detroit Lions, Sep 07, 2025
4 at Cleveland Browns, Nov 03, 2024

2025 GXG REGULAR SEASON (PACKERS)

DATE	OPPONENT	P/S	TK	S	A	SK	YDS	INT	PD	FF	FR
09/07	Lions	P	0	0	0	0.0	0.0	0	0	0	0
09/11	Commanders	P	0	0	0	0.0	0.0	0	0	0	0
09/21	at Browns	P	0	0	0	0.0	0.0	0	0	0	0
09/28	at Cowboys	P	0	0	0	0.0	0.0	0	0	0	0
10/12	Bengals	P	0	0	0	0.0	0.0	0	0	0	0
10/19	at Cardinals	P	0	0	0	0.0	0.0	0	0	0	0
10/26	at Steelers	P	0	0	0	0.0	0.0	0	0	0	0
11/02	Panthers										
11/10	Eagles										
11/16	at Giants										
2025 TOTALS		7-0	0	0	0	0.0	0.0	0	0	0	0

KEISEAN NIXON 25

CORNERBACK
SOUTH CAROLINA

Seventh NFL Season | Fourth Packers Season



Ht: 5-10 | Wt: 200 | Born: June 22, 1997 | NFL Games Played/Started: 101/44 | Acquired: FA-22

AT A GLANCE

- » First name is pronounced KEY-shawn.
- » Started a career-high 15 games in 2024 and posted career bests in tackles (88), solo tackles (61), sacks (three), tackles for a loss (eight), QB hits (six), passes defended (seven) and forced fumbles (three).
- » Became the first Green Bay defensive back (since 2000) to post three-plus sacks and three-plus forced fumbles in a season.
- » Was the only corner back in the NFL to appear in all 17 regular-season games and post an INT in each of the last three seasons (2022-24).
- » Was one of only two players in the NFL (Giants LB Bobby Okereke) to register 150-plus tackles (167), three-plus sacks (3½), 10-plus tackles for a loss (11), multiple INTs (two), three-plus forced fumbles (three) and multiple fumble recoveries (two) over the last two seasons (2023-24).
- » Became the fourth kick returner to be named first-team All-Pro by The Associated Press in back-to-back years (2022-23), joining Cordarrelle Patterson (2019-20), Devin Hester (2006-07) and Mel Gray (1990-91). Became the first packer to earn a spot on the AP All-Pro team at KR since the position was added in 1976.
- » Among players with 50-plus career kickoff returns, ranks No. 2 in franchise history with an average of 27.94 yards per return (Dave Hampton, 28.16).
- » In 2022-23, joined Al Carmichael (1956-57) as the only players in team history to lead the NFL in kickoff return yards in back-to-back seasons (min. 20 att.).
- » Spent the first three years of his career (2019-21) with the Raiders, appearing in 40 games with two starts.

2025 SEASON: Has started all 10 contests, recording 46 tackles (39 solo), two tackles for a loss, a fumble recovery and a team-best 14 passes defended (tied for No. 1 in the NFL) that are also a career high...Tied for the NFL lead with four games with multiple passes defended this season.

Vs. Detroit (Sept. 7): Played all 67 defensive snaps, posting six tackles (five solo) and a tackle for a loss when he came up to stop RB David Montgomery for a loss of 2 yards on a pass to the left flat. Four of his five tackles came within 4 yards of the line of scrimmage (2, -2, 4, 3).

Vs. Washington (Sept. 11): Saw action on all 69 defensive snaps, posting two tackles (both solo) and a career-best five passes defended. It was the most by a Packer since CB Jaire Alexander recorded five at the Los Angeles Rams on Oct. 28, 2018. Also played eight snaps on special teams, returning two punts for 3 yards (1.5 avg.). Broke up passes on a third-and-9 in the second quarter and a fourth-and-4 in the fourth quarter.

At Cleveland (Sept. 21): Played 63 of 66 defensive snaps and posted four tackles (all solo).

At Dallas (Sept. 28): Saw action on all 69 defensive snaps, recording four tackles (all solo) and a game-high two passes defended. It was his fourth career game and second this season with multiple passes defended. Both passes defended came on deep throws, including a pass in the end zone to WR George Pickens.

Vs. Cincinnati (Oct. 12): Played all 65 defensive snaps and tied for No. 3 on the team with six tackles (four solo), a tackle for a loss and a team-best two passes defended. On a third-and-2 with just under nine minutes to play in the second quarter, came up on a pass in the flat to tackle TE Tanner Hudson for a loss of 3 yards.

At Arizona (Oct. 19): One of three Packers to play all 76 defensive snaps and finished with two tackles (both solo) and a pass defended when he broke up an in-route to WR Marvin Harrison Jr. on a third-and-10 early in the second quarter.

At Pittsburgh (Oct. 26): Saw action on 61 of 63 defensive snaps and tied for No. 2 on the team with five tackles (four solo) while also posting a pass defended when he reached around the side of WR Roman Wilson to knock a ball down on third-and-8 early in the third quarter.

Vs. Carolina (Nov. 2): One of four Packers to play all 58 defensive snaps and finished with five tackles (four solo).

Vs. Philadelphia (Nov. 10): Saw action on all 63 defensive snaps, finishing with four tackles (two solo) and a pass defended, and scooped up a QB Jalen Hurts fumble at the Green Bay 14 and returned it 22 yards to the GB 36 late in the first quarter for his first defensive fumble recovery of his career.

At N.Y. Giants (Nov. 16): Played on 70 defensive snaps, leading the team with eight solo tackles (tied career high) and two passes defended. Both PDs came on in routes on second-downs with under four minutes to play in the fourth quarter.

REGULAR-SEASON COMPARISON: DEFENSIVE - MINNESOTA VIKINGS

DATE	OPP	W/L	GP/GS	TACKLES				YDS.	INT	TFL	PD	QBH	MISC		
				TOT	SOLO	ASST	SACK						TD	FF	FR
9/22/19	OAK @ MIN	L	P	0	0	0	0.0	0.0	0	0	0	0	0	0	0
9/11/22	GB @ MIN	L	P	1	1	0	0.0	0.0	0	0	0	0	0	0	0
1/1/23	GB vs. MIN	W	P	0	0	0	0.0	0.0	0	0	0	0	0	0	0
10/29/23	GB vs. MIN	L	S	5	4	1	0.0	0.0	0	0	2	0	0	0	0
12/31/23	GB @ MIN	W	S	11	7	4	0.5	4.0	0	1	1	1	0	0	0
9/29/24	GB vs. MIN	L	S	7	5	2	1.0	8.0	0	1	0	1	0	1	0
12/29/24	GB @ MIN	L	S	9	8	1	0.0	0.0	0	0	1	1	0	0	0
TOTALS		2/5	7/4	33	25	8	1.5	12.0	0	2	4	3	0	1	0

REGULAR-SEASON COMPARISON: KICK RETURNS - MINNESOTA VIKINGS

DATE	OPP	W/L	GP/GS	NO.	YDS.	AVG.	LG	TD
9/22/19	OAK @ MIN	L	P	0	0	0	0	0
9/11/22	GB @ MIN	L	P	0	0	0	0	0
1/1/23	GB vs. MIN	W	P	1	105	105.0	105	1
10/29/23	GB vs. MIN	L	S	3	62	20.7	25	0
12/31/23	GB @ MIN	W	S	1	23	23.0	23	0
9/29/24	GB vs. MIN	L	S	0	0	0	0	0
12/29/24	GB @ MIN	L	S	0	0	0	0	0
TOTALS		2/5	7/4	5	190	38.0	105	1

REGULAR-SEASON COMPARISON: PUNT RETURNS - MINNESOTA VIKINGS

DATE	OPP	W/L	GP/GS	NO.	YDS.	AVG.	LG	TD
9/22/19	OAK @ MIN	L	P	0	0	0	0	0
9/11/22	GB @ MIN	L	P	0	0	0	0	0
1/1/23	GB vs. MIN	W	P	1	10	10.0	10	0
10/29/23	GB vs. MIN	L	S	1	6	6.0	6	0
12/31/23	GB @ MIN	W	S	0	0	0	0	0
9/29/24	GB vs. MIN	L	S	1	1	1.0	1	0
12/29/24	GB @ MIN	L	S	0	0	0	0	0
TOTALS		2/5	7/4	3	17	5.7	10	0

KEISEAN NIXON'S NFL REGULAR-SEASON DEFENSIVE STATISTICS

YEAR	TEAM	GP	GS	TK	S	TACKLES					QBH	INTERCEPTIONS							ST					MISC				
						TFL	YDS	SK	YDS	YDS		NO	YDS	LG	TD	PD	FF	FR	TD	YDS	TK	S	A	FF	FR	S	A	
2019	Raiders	14	0	3	3	0	0	0.0	0.0	0	0	0	0	0	0	1	0	0	0	0	0	0	9	9	0	0	0	0
2020	Raiders	15	1	9	6	3	0	0	0.0	0.0	1	0	0	0	0	0	0	0	0	0	0	5	3	2	0	0	0	0
2021	Raiders	11	1	8	6	2	0	0	0.0	0.0	1	0	0	0	0	0	0	0	0	0	0	4	1	3	0	0	0	0
2022	Packers	17	4	17	14	3	1	2	0.0	0.0	0	1	1	1	0	2	1	0	0	0	0	6	4	2	0	0	0	0
2023	Packers	17	13	79	58	21	3	8	0.5	4.0	1	1	2	2	0	6	0	0	0	0	0	1	1	0	0	2	0	0
2024	Packers	17	15	88	61	27	8	34	3.0	19.0	6	1	16	16	0	7	3	0	0	0	0	0	0	0	0	0	0	0
2025	Packers	10	10	46	39	7	2	9	0.0	0.0	0	0	0	0	0	14	0	1	0	22	0	0	0	0	0	0	0	0
NFL TOTALS		101	44	250	187	63	14	53	3.5	23.0	9	3	19	16	0	30	4	1	0	22	25	18	7	0	2	0	0	0

KEISEAN NIXON'S NFL POSTSEASON DEFENSIVE STATISTICS

YEAR	TEAM	GP	GS	TK	S	TACKLES					QBH	INTERCEPTIONS							ST			MISC					
						A	TFL	YDS	SK	YDS		NO	YDS	LG	TD	PD	FF	FR	TD	YDS	TK	S	A	FF	FR	S	A
2021	Raiders	1	0	0	0	0	0	0.0	0.0	0.0	0	0	0	0	0	0	0	0	0	0	2	0	2	0	0	0	0
2023	Packers	2	1	16	10	6	1	6	1.0	6.0	1	0	0	0	0	2	0	0	0	0	0	0	0	0	0	0	0
2024	Packers	1	0	2	1	1	0	0	0.0	0.0	0	0	0	0	0	0	0	0	0	0	0	0	0	0	0	0	0
NFL TOTALS		4	1	18	11	7	1	6	1.0	6.0	1	0	0	0	0	2	0	0	0	0	2	0	2	0	0	0	0

KEISEAN NIXON'S NFL REGULAR-SEASON RETURN STATISTICS

DATE	TEAM	RET.	KICKOFF RETURNS				PUNT RETURNS					
			YDS.	AVG.	LG	TD	NO.	FC	YDS.	AVG.	LG	TD
2019	Raiders	3	63	21.0	26	0	0	0	0	0.0	0	0
2020	Raiders	3	21	7.0	18	0	0	0	0	0.0	0	0
2021	Raiders	0	0	0.0	0	0	0	0	0	0.0	0	0
2022	Packers	35	1,009	28.8	105t	1	11	0	140	12.7	24	0
2023	Packers	30	782	26.1	51	0	14	1	95	6.8	34	0
2024	Packers	18	528	29.3	43	0	4	0	48	12.0	39	0
2025	Packers	0	0	0.0	0	0	3	1	3	1.0	3	0
NFL TOTALS		89	2,403	27.0	105t	1	32	2	286	8.9	39	0

KEISEAN NIXON'S NFL POSTSEASON RETURN STATISTICS

DATE	TEAM	RET.	KICKOFF RETURNS				PUNT RETURNS					
			YDS.	AVG.	LG	TD	NO.	FC	YDS.	AVG.	LG	TD
2021	Raiders	0	0	0.0	0	0	0	0	0	0.0	0	0
2023	Packers	2	97	48.5	73	0	0	0	0	0.0	0	0
2024	Packers	4	95	23.8	28	0	0	0	0	0.0	0	0
NFL TOTALS		6	192	32.0	73	0	0	0	0	0.0	0	0

SINGLE-GAME HIGHS: DEFENSIVE

Total Tackles 11 at Minnesota Vikings, Dec 31, 2023
10 at Detroit Lions, Dec 05, 2024
Solo Tackles 8 at New York Giants, Nov 16, 2025
8 at Minnesota Vikings, Dec 29, 2024
Sacks 1.0 vs. Minnesota Vikings, Sep 29, 2024
1.0 at Philadelphia Eagles, Sep 06, 2024
Passes Defensed 5 vs. Washington Commanders, Sep 11, 2025
2 at New York Giants, Nov 16, 2025
...4 more at 2.

Forced Fumbles 1 vs. San Francisco 49ers, Nov 24, 2024
1 vs. Minnesota Vikings, Sep 29, 2024
...1 more at 1.
Tackles For Loss 2 vs. Chicago Bears, Jan 05, 2025
2 at Philadelphia Eagles, Sep 06, 2024
Interceptions 1 at Detroit Lions, Dec 05, 2024
1 vs. Kansas City Chiefs, Dec 03, 2023
...1 more at 1.

SINGLE-GAME HIGHS: SPECIAL TEAMS

Kickoff Returns	5 at Pittsburgh Steelers, Nov 12, 2023 5 vs. Detroit Lions, Sep 28, 2023 ...3 more at 5.
Kickoff Return Yards	172 at Philadelphia Eagles, Nov 27, 2022 139 at Pittsburgh Steelers, Nov 12, 2023 105t vs. Minnesota Vikings, Jan 01, 2023 93 at Miami Dolphins, Dec 25, 2022
Longest Kickoff Return	39 vs. Arizona Cardinals, Oct 13, 2024 38 vs. Detroit Lions, Jan 08, 2023 39 vs. Arizona Cardinals, Oct 13, 2024 34 vs. Detroit Lions, Sep 28, 2023
Punt Return Yards	
Longest Punt Return	

Punt Returns	4 vs. Detroit Lions, Jan 08, 2023 2 vs. Washington Commanders, Sep 11, 2025 ...7 more at 2.
Punt Return Average	9.5 vs. Detroit Lions, Jan 08, 2023
Kickoff Return Average	34.4 at Philadelphia Eagles, Nov 27, 2022 27.8 at Pittsburgh Steelers, Nov 12, 2023 3 at Los Angeles Chargers, Dec 22, 2019 2 at Washington Commanders, Oct 23, 2022 ...3 more at 2.
Special Teams Tackles	

2025 GXG REGULAR SEASON (PACKERS)

DATE	OPPONENT	P/S	TK	S	A	SK	YDS	INT	PD	FF	FR
09/07	Lions	S	6	5	1	0.0	0.0	0	0	0	0
09/11	Commanders	S	2	2	0	0.0	0.0	0	5	0	0
09/21	at Browns	S	4	4	0	0.0	0.0	0	0	0	0
09/28	at Cowboys	S	4	4	0	0.0	0.0	0	2	0	0
10/12	Bengals	S	6	4	2	0.0	0.0	0	2	0	0
10/19	at Cardinals	S	2	2	0	0.0	0.0	0	1	0	0
10/26	at Steelers	S	5	4	1	0.0	0.0	0	1	0	0
11/02	Panthers	S	5	4	1	0.0	0.0	0	0	0	0
11/10	Eagles	S	4	2	2	0.0	0.0	0	1	0	1
11/16	at Giants	S	8	8	0	0.0	0.0	0	2	0	0
2025 TOTALS		10-10	46	39	7	0.0	0.0	0	14	0	1

2025 GXG REGULAR SEASON (PACKERS)

DATE	OPPONENT	P/S	KICKOFF RETURNS					PUNT RETURNS						W/L	SCORE
			RET	YDS	AVG	LG	TD	NO	FC	YDS	AVG	LG	TD		
09/07	Lions	S	0	0	0.0	0	0	0	0	0	0.0	0	0	W	27-13
09/11	Commanders	S	0	0	0.0	0	0	2	0	3	1.5	3	0	W	27-18
09/21	at Browns	S	0	0	0.0	0	0	0	0	0	0.0	0	0	L	10-13
09/28	at Cowboys	S	0	0	0.0	0	0	0	0	0	0.0	0	0	T	40-40+
10/12	Bengals	S	0	0	0.0	0	0	0	0	0	0.0	0	0	W	27-18
10/19	at Cardinals	S	0	0	0.0	0	0	0	0	0	0.0	0	0	W	27-23
10/26	at Steelers	S	0	0	0.0	0	0	1	0	0	0.0	0	0	W	35-25
11/02	Panthers	S	0	0	0.0	0	0	0	0	0	0.0	0	0	L	13-16
11/10	Eagles	S	0	0	0.0	0	0	0	1	0	0.0	0	0	L	7-10
11/16	at Giants	S	0	0	0.0	0	0	0	0	0	0.0	0	0	W	27-20
2025 TOTALS	10-10		0	0	0.0	0	0	3	1	3	1.0	3	0	6-3	

+ - Overtime

KITAN
OLADAPO
27

SAFETY
OREGON STATE

Second NFL Season | Second Packers Season



Ht: 6-2 | Wt: 216 | Born: October 10, 2000 | NFL Games Played/Started: 19/0 | Acquired: D5b-24

2025 SEASON: Has played in all 10 games on special teams, recording three tackles...Has also seen action on defense in two games (Weeks 10-11).

Vs. Detroit (Sept. 7): Appeared on 11 special teams snaps and registered a tackle.

Vs. Washington (Sept. 11): Saw action on 12 special teams snaps and posted a tackle.

At Cleveland (Sept. 21): Played six special teams snaps.

At Dallas (Sept. 28): Appeared on 13 special teams snaps.

Vs. Cincinnati (Oct. 12): Saw action on 11 special teams snaps.

At Arizona (Oct. 19): Played 10 special teams snaps and recorded a tackle.

At Pittsburgh (Oct. 26): Appeared on nine special teams snaps.

Vs. Carolina (Nov. 2): Played six special teams snaps.

Vs. Philadelphia (Nov. 10): Saw his first action of the season on defense, playing one snap. Also appeared on seven special teams snaps.

At N.Y. Giants (Nov. 16): Played one snap on defense and 10 snaps on special teams.

REGULAR-SEASON COMPARISON: DEFENSIVE - MINNESOTA VIKINGS

DATE	OPP	W/L	GP/GS	TACKLES				ASST	SACK	YDS.	INT	TFL	PD	QBH	TD	MISC		
				TOT	SOLO											FF	FR	
12/29/24	GB @ MIN	L	P	0	0	0	0	0	0.0	0.0	0	0	0	0	0	0	0	0
TOTALS			0/1	1/0	0	0	0	0	0.0	0.0	0	0	0	0	0	0	0	0

KITAN OLADAPO'S NFL REGULAR-SEASON DEFENSIVE STATISTICS

		TACKLES										INTERCEPTIONS										ST				MISC	
YEAR	TEAM	GP	GS	TK	S	A	TFL	YDS	SK	YDS	QBH	NO	YDS	LG	TD	PD	FF	FR	TD	YDS	TK	S	A	FF	FR	S	A
2024	Packers	9	0	4	1	3	0	0	0.0	0.0	0	0	0	0	0	0	0	0	0	0	3	1	2	0	0	0	0
2025	Packers	10	0	0	0	0	0	0	0.0	0.0	0	0	0	0	0	0	0	0	0	0	3	1	2	0	0	0	0
NFL TOTALS		19	0	4	1	3	0	0	0.0	0.0	0	0	0	0	0	0	0	0	0	0	6	2	4	0	0	0	0

KITAN OLADAPO'S NFL POSTSEASON DEFENSIVE STATISTICS

		TACKLES								INTERCEPTIONS								ST				MISC					
YEAR	TEAM	GP	GS	TK	S	A	TFL	YDS	SK	YDS	QBH	NO	YDS	LG	TD	PD	FF	FR	TD	YDS	TK	S	A	FF	FR	S	A
2024	Packers	1	0	0	0	0	0	0	0.0	0.0	0	0	0	0	0	0	0	0	0	0	0	0	0	0	0	0	0
NFL TOTALS		1	0	0	0	0	0	0	0.0	0.0	0	0	0	0	0	0	0	0	0	0	0	0	0	0	0	0	0

SINGLE-GAME HIGHS: DEFENSIVE

Total Tackles 4 vs. Chicago Bears, Jan 05, 2025
Solo Tackles 1 vs. Chicago Bears, Jan 05, 2025

Special Teams Tackles 1 vs. Chicago Bears, Jan 05, 2025
1 vs. New Orleans Saints, Dec 23, 2024
...1 more at 1.

2025 GXG REGULAR SEASON (PACKERS)

DATE	OPPONENT	P/S	TK	S	A	SK	YDS	INT	PD	FF	FR
09/07	Lions	P	0	0	0	0	0.0	0	0	0	0
09/11	Commanders	P	0	0	0	0	0.0	0	0	0	0
09/21	at Browns	P	0	0	0	0	0.0	0	0	0	0
09/28	at Cowboys	P	0	0	0	0	0.0	0	0	0	0
10/12	Bengals	P	0	0	0	0	0.0	0	0	0	0
10/19	at Cardinals	P	0	0	0	0	0.0	0	0	0	0
10/26	at Steelers	P	0	0	0	0	0.0	0	0	0	0
11/02	Panthers	P	0	0	0	0	0.0	0	0	0	0
11/10	Eagles	P	0	0	0	0	0.0	0	0	0	0
11/16	at Giants	P	0	0	0	0	0.0	0	0	0	0
2025 TOTALS		10-0	0	0	0	0	0.0	0	0	0	0

COLLIN
OLIVER
45

DEFENSIVE LINEMAN
OKLAHOMA STATE

Rookie



Ht: 6-2 | Wt: 240 | Born: September 23, 2002 | Acquired: D5-25

AT A GLANCE

- » Became just the ninth defensive player in Oklahoma State history to receive all-conference honors three times (2021-23), earning second-team All-Big 12 recognition from the coaches all three of those years and from The Associated Press in 2021 and 2023.
- » Entered his final year as a preseason All-America selection (third-team honors from Athlon and fourth-team honors from Phil Steele), but his season came to an end due to a foot injury suffered against Arkansas in the second game of the season.
- » In 2023, was the only FBS player in the country to register six-plus sacks (six), 15-plus tackles for a loss (15½), three-plus forced fumbles (four) and five-plus passes defended (five).
- » Was named the unanimous Big 12 Defensive Freshman of the Year in 2021 by the league's head coaches and earned freshman All-America honors from ESPN, 247Sports, The Athletic and PFF College.
- » Was one of three national finalists for the FWAA Freshman of the Year Award after finishing tied for No. 7 in the FBS with 11½ sacks in 2021, the most by a freshman in school history.
- » Was selected by the Packers in the fifth round (No. 159 overall) of the 2025 NFL Draft, becoming the first Oklahoma State player drafted by Green Bay since C Derrel Gofourth in 1977.
- » Played at Edmond (Okla.) Santa Fe High School, where he was named the Central Oklahoma Athletic Conference Defensive Player of the Year in 2020.

2025 SEASON: Placed on reserve/physically unable to perform on Aug. 26.

2025 GXG REGULAR SEASON (PACKERS)

DATE	OPPONENT	P/S	TK	S	A	SK	YDS	INT	PD	FF	FR
09/07	Lions						RESERVE/PUP				
09/11	Commanders						RESERVE/PUP				
09/21	at Browns						RESERVE/PUP				
09/28	at Cowboys						RESERVE/PUP				
10/12	Bengals						RESERVE/PUP				
10/19	at Cardinals						RESERVE/PUP				
10/26	at Steelers						RESERVE/PUP				
11/02	Panthers						RESERVE/PUP				
11/10	Eagles						RESERVE/PUP				
11/16	at Giants						RESERVE/PUP				
2025 TOTALS			0	0	0	0	0.0	0	0	0	0

COLLIN OLIVER'S COLLEGE DEFENSIVE STATISTICS

		TACKLES										INTERCEPTIONS										ST				MISC	
YEAR	TEAM	GP	GS	TK	S	A	TFL	YDS	SK	YDS	QBH	NO	YDS	LG	TD	PD	FF	FR	TD	YDS	TK	S	A	FF	FR	S	A
2021	Oklahoma St.	14	1	29	20	9	15.5	84.0	11.5	76.0	5	0	0	0	0	1	0	0	0	0	0	0	0	0	0	0	0
2022	Oklahoma St.	13	5	28	19	9	7.5	43.0	5.0	39.0	12	0	0	0	0	1	0	0	0	0	0	0	0	0	0	0	0
2023	Oklahoma St.	14	14	73	45	28	15.5	66.0	6.0	48.0	9	0	0	0	0	5	4	1	0	0	0	0	0	0	0	0	0
2024	Oklahoma St.	2	2	4	2	2	2.0	5.0	1.0	4.0	7	0	0	0	0	1	0	0	0	0	0	0	0	0	0	0	0
TOTALS		43	22	134	86	48	40.5	198.0	23.5	167.0	33	0	0	0	0	7	5	1	0	0	0	0	0	0	0	0	0

MATT ORZECH

42

LONG SNAPPER
AZUSA PACIFIC

Sixth NFL Season | Third Packers Season



Ht: 6-3 | Wt: 245 | Born: April 12, 1995 | NFL Games Played/Started: 94/0 | Acquired: UFA (LAR)-23

AT A GLANCE

- » Last name is pronounced OR-zick.
- » Appeared in 84 regular-season games during his first five seasons in the league, handling snapping duties for all 34 contests for the Packers the last two seasons (2023-24), for all 34 games for the Los Angeles Rams in 2021-22 and all 16 games for the Jacksonville Jaguars in 2019.
- » Snapped for K Brandon McManus in 2024, who ranked No. 2 in the NFL in FG percentage (95.2, 20 of 21), the second-best single-season mark in team history (min. one attempt per game) and the top mark among Green Bay kickers with 20-plus attempts in a season.
- » Has snapped for Packers P Daniel Whelan, who registered two of the top three single-season averages for punting in franchise history, posting a 46.2-yard average in 2023 (No. 2) and a 46.1-yard mark last season (No. 3).
- » Helped Rams K Matt Gay connect on 60 of 64 FGs in 2021-22, a 93.8 percentage that ranked No. 2 in the NFL over that span.
- » Handled snapping duties for the Packers during three playoff contests in 2023-24 and for the Rams for all four of their postseason games in 2021 as the team captured a world title with a win over the Cincinnati Bengals in Super Bowl LVI.
- » Played in 46 games with eight starts during his five seasons at Azusa Pacific (2013-15, 2017-18), seeing time at tight end and long snapper.

2025 SEASON: Has played in all 10 games, handling the snapping duties for all punts and placements.

Vs. Detroit (Sept. 7): Played eight special teams snaps, handling snapping duties for all punts and placements. Snapped for P Daniel Whelan, who placed two punts inside the 20.

Vs. Washington (Sept. 11): Appeared on 10 special teams snaps, handling snapping duties for all punts and placements. Helped K Brandon McManus connect on a season-long 56-yard FG in the fourth quarter.

At Cleveland (Sept. 21): Saw action on eight special teams snaps, handling snapping duties for all punts and placements.

At Dallas (Sept. 28): Played nine special teams snaps, handling snapping duties for all punts and placements. Snapped for Whelan, who placed both punts inside the 20, and McManus, who converted on FG attempts as time expired in regulation and in overtime.

Vs. Cincinnati (Oct. 12): Played seven special teams snaps, handling snapping duties for all punts and placements. Snapped for K Lucas Havrisik, who converted on both FG attempts and all three extra points.

At Arizona (Oct. 19): Played eight special teams snaps, handling snapping duties for all punts and placements, including Havrisik's franchise-record 61-yard FG at the end of the first half.

At Pittsburgh (Oct. 26): Appeared on 10 special teams snaps, handling snapping duties for all punts and placements.

Vs. Carolina (Nov. 2): Appeared on four special teams snaps, handling snapping duties for all punts and placements.

Vs. Philadelphia (Nov. 10): Played seven snaps on special teams, handling snapping duties for all punts and placements.

At N.Y. Giants (Nov. 16): Saw action on seven special teams snaps, handling snapping duties for all punts and placements.

MATT ORZECH'S NFL REGULAR-SEASON STATISTICS

DATE	TEAM	GP
2019	Jaguars	16
2021	Rams	17
2022	Rams	17
2023	Packers	17
2024	Packers	17
2025	Packers	10
NFL TOTALS		94

MATT ORZECH'S NFL POSTSEASON STATISTICS

DATE	TEAM	GP
2021	Rams	4
2023	Packers	2
2024	Packers	1
NFL TOTALS		7

2025 GYG REGULAR SEASON (PACKERS)

DATE	OPPONENT	
09/07	Lions	P
09/11	Commanders	P
09/21	at Browns	P
09/28	at Cowboys	P
10/12	Bengals	P
10/19	at Cardinals	P
10/26	at Steelers	P
11/02	Panthers	P
11/10	Eagles	P
11/16	at Giants	P
2025 TOTALS		10



MICAH PARSONS

1

DEFENSIVE LINEMAN
PENN STATE

Fifth NFL Season | First Packers Season



Ht: 6-3 | Wt: 250 | Born: May 26, 1999 | NFL Games Played/Started: 73/72 | Acquired: T-25 (Dal.)

AT A GLANCE

- » Acquired by the Packers from the Cowboys on Aug. 28 in exchange for DL Kenny Clark and first-round draft selections in 2026 and 2027.
- » Was originally selected in the first round (No. 12 overall) of the 2021 NFL Draft by Dallas.
- » Ranks in the top five in the league in sacks (60.5, No. 4), QB hits (130, tied for No. 3, per TruMedia) and Next Gen Stat QB pressures (359, No. 1) since entering the NFL in 2021.
- » With 60.5 career sacks at 26 years old, tied with Danielle Hunter for the fifth-most sacks by a player under the age of 27 since 1982. Only J.J. Watt (74.5 sacks), Myles Garrett (72), Reggie White (70) and Derrick Thomas (66) have more.
- » Posted 59.0 sacks in his first 70 games, tied for sixth most in NFL history (since 1982).
- » Earned NFC Defensive Player of the Week honors for Week 7, 2025. It was his fourth career Defensive Player of the Week award and first as a Packer (2021: Week 8 / 2022: Week 5 / 2023: Week 2). Became the third Packers defensive lineman to earn the honor in the past 20 seasons (2006-25), joining Aaron Kampman (twice) and Dean Lowry. Tied Cameron Wake (four-time winner) for the most Defensive Players of the Week awards won by a former Penn State player.
- » Registered 12-plus sacks in each of his first four NFL seasons (2021-24), joining DE Reggie White (1985-88) as the only players in league history (since 1982) to accomplish that feat.
- » Posted 52.5 sacks in 2021-24, the fifth-most sacks by a player in his first four seasons in league history (since 1982). Posted 18 multi-sack games over that span, tied for the second most in an NFL player's first four seasons (White, 23).
- » Was one of only three NFL players to register 50-plus sacks and 300-plus QB pressures in 2021-24, joining Bengals DE Trey Hendrickson and Browns DE Myles Garrett.
- » Earned All-Pro honors from The Associated Press three times (first-team honors in 2021-22 and second-team recognition in 2023), and in 2021 became the first Cowboy to win AP Defensive Rookie of the Year.
- » As a sophomore at Penn State in 2019, played in all 13 games with 12 starts and led the defense for the second consecutive season, finishing with 109 tackles (25 more than the second place finisher), 14 tackles for losses (second), 5.0 sacks (tied for third), five breakups, four hurries, four forced fumbles and a fumble recovery.

2025 Season: Has played in 10 games with nine starts, recording 28 tackles (12 solo), 8.0 sacks (No. 1 on the team and tied for No. 7 in the NFL), seven tackles for a loss (tied for No. 1 on the team), 17 QB hits (No. 1 on the team and tied for No. 8 in the league) and 57 Next Gen Stat pressures (No. 1 in the NFL)...Has 16 career games with at least two sacks, tied with T.J. Watt for the fifth-most such games by a player in his first five seasons since 1982 (only Reggie White, 24; J.J. Watt, 21; Richard Dent, 19 and Jared Allen, 17; have more)...Posted seven-plus Next Gen Stat QB pressures in three straight games (Weeks 2-4)...Dating back to 2016, it was just the third time that an NFL player has accomplished that feat in a single season, including the second time by him (Weeks 11-13 in 2023 / Danielle Hunter, Weeks 12, 14-15 in 2023)...Has four games this season with eight-plus pressures, the most in the league and no other player has done so in more than two games this season...Has posted eight-plus QB pressures in a game 17 times since entering the NFL in 2021 (per TruMedia), No. 1 in the NFL over that span.

Vs. Detroit (Sept. 7): Played 30 defensive snaps in his Packers debut, recording a tackle (solo), a tackle for a loss, a QB hit and a sack when he chased down QB Jared Goff, who fled the pocket, for a loss of 4 yards on a second-and-10 with just over four minutes to play in the fourth quarter. It marked his fourth straight Week 1 game with at least one sack. Finished No. 2 on the team with three NGS QB pressures, including pressuring Goff late in the second quarter on a play that resulted in an interception by S Evan Williams.

Vs. Washington (Sept. 11): Made first start as a Packer, appearing on 47 defensive snaps and registering two tackles (both assists), a team-best three QB hits, a half-sack and eight NGS QB pressures. Beat the tackle with an inside move and teamed with LB Edgerrin Cooper to take down QB Jayden Daniels on a third-and-3 early in the third quarter.

At Cleveland (Sept. 21): Started and appeared in 51 defensive snaps, posting two tackles (both solo), two QB hits and a team-best eight NGS QB pressures. Is the only player in the NFL this season to register two games with eight-plus NGS QB pressures. Week 3 was the league-high 15th time he has posted eight-plus QB pressures in a game since entering the NFL in 2021 (per TruMedia).

At Dallas (Sept. 28): Started and played 47 defensive snaps, recording three tackles (one solo), a sack, two QB hits and seven NGS QB pressures. Has 13.5 sacks over his last 13 games. His three stops were for 2, 1 and 0 yards. With Dallas at the Green Bay 4, chased down QB Dak Prescott for a sack, forcing a third down that resulted in an incompletion.

Vs. Cincinnati (Oct. 12): Started and played 58 of 65 defensive snaps, registering three tackles (all assists) and a team-best four NGS QB pressures. All three tackles came within 3 yards of the line of scrimmage (0, 2, 3). All four QB pressures came on plays that resulted in incompletions. Three pressures came on second downs and one came on a third down.

At Arizona (Oct. 19): Started and posted five tackles (four solo), a career-high three sacks, four tackles for a loss, five QB hits (tied career best) and a career-high 11 NGS QB pressures. It was his 16th game with eight-plus QB pressures (per TruMedia). No. 1 in the NFL since 2021. Two of his three sacks came on third downs with the Cardinals in the red zone and forced field goals. His third sack came with the Cardinals on the Green Bay 26 with 32 seconds left in the game and resulted in a loss of 9 yards.

At Pittsburgh (Oct. 26): Started and on 55 defensive snaps, posted a tackle (solo), a sack, a tackle for a loss, a QB hit and tied for the team lead with three NGS QB pressures. Early in the fourth quarter, swam through a chip from the tight end and then powered through the middle of a double team by the tackle and guard to sack QB Aaron Rodgers for a loss of 10 yards.

Vs. Carolina (Nov. 2): Started and led the defensive line with 53 snaps played on defense and recorded three tackles (one solo) and a tackle for a loss. Early in the second quarter, crossed the center to stop RB Rico Dowdle for a loss of 2 yards, setting up a third-and-6 that resulted in an interception for S Xavier McKinney in the back of the end zone.

Vs. Philadelphia (Nov. 10): Started and played on 53 defensive snaps, recording two tackles (one solo) and a team-best four NGS QB pressures.

At N.Y. Giants (Nov. 16): Started and saw action on 61 defensive snaps, leading the team with 1.5 sacks, three QB hits, a forced fumble, nine NGS QB pressures and a season-high six tackles (one solo). Combined with LB Isaiah McDuffie to take down QB Jameis Winston for a loss of 7 yards on a fourth-and-3 at the Green Bay 10 late in the third quarter. Posted a sack/forced fumble on Winston that was recovered by DL Rashan Gary to end the game.

REGULAR-SEASON COMPARISON: DEFENSIVE - MINNESOTA VIKINGS

DATE	OPP	W/L	GP/GS	TOT	TACKLES		ASST	SACK	YDS.	INT	TFL	PD	QBH	MISC		
					SOLO	ASSIST								TO	FF	FR
10/31/21	DAL @ MIN	W	S	8	7	1	0.0	0.0	0	4	0	1	0	0	0	0
11/20/22	DAL @ MIN	W	S	2	2	0	2.0	13.0	0	0	0	0	8	0	1	0
TOTALS		2/0	2/2	10	9	1	2.0	13.0	0	4	0	9	0	1	0	0



MICAH PARSONS' NFL REGULAR-SEASON DEFENSIVE STATISTICS

		TACKLES										INTERCEPTIONS										ST				MISC	
YEAR	TEAM	GP	GS	TK	S	A	TFL	YDS	SK	YDS	QBH	NO	YDS	LG	TD	PD	FF	FR	TD	YDS	TK	A	FF	FR	S	A	
2021	Cowboys	16	16	64	52	12	12	35	13.0	120.0	42	0	0	0	0	3	3	0	0	0	0	0	0	0	0	0	
2022	Cowboys	17	17	54	34	20	5	10	13.5	89.0	69	0	0	0	0	3	3	3	1	36	0	0	0	0	0	0	
2023	Cowboys	17	17	56	27	29	7	17	14.0	116.0	91	0	0	0	0	2	1	1	0	0	0	0	0	0	0	0	
2024	Cowboys	13	13	38	20	18	2	6	12.0	82.0	72	0	0	0	0	1	2	0	0	0	0	0	0	0	0	0	
2025	Packers	10	9	28	12	16	7	43	8.0	48.5	17	0	0	0	0	0	1	0	0	0	0	0	0	0	0	0	
NFL TOTALS		73	72	240	145	95	33	111	60.5	455.5	291	0	0	0	0	9	10	4	1	36	0	0	0	0	0	0	

MICAH PARSONS' NFL POSTSEASON DEFENSIVE STATISTICS

YEAR	TEAM	GP	GS	TK	S	TACKLES					INTERCEPTIONS										ST				MISC			
						A	TFL	YDS	SK	YDS	QBH	NO	YDS	LG	TD	PD	FF	FR	TD	YDS	TK	S	A	FF	FR	S	A	
2021	Cowboys	1	1	8	6	2	2	3	0.0	0.0	1	0	0	0	0	0	0	0	0	0	0	0	0	0	0	0	0	0
2022	Cowboys	2	2	7	4	3	1	2	1.0	8.0	15	0	0	0	0	3	0	0	0	0	0	0	0	0	0	0	0	0
2023	Cowboys	1	1	2	1	1	0	0	0.0	0.0	3	0	0	0	0	0	0	0	0	0	0	0	0	0	0	0	0	0
NFL TOTALS		4	4	17	11	6	3	5	1.0	8.0	19	0	0	0	0	3	0	0	0	0	0	0	0	0	0	0	0	0

SINGLE-GAME HIGHS: DEFENSIVE

Total Tackles 9 vs. New York Giants, Oct 10, 2021
8 at Minnesota Vikings, Oct 31, 2021
Solo Tackles 7 at Minnesota Vikings, Oct 31, 2021
7 vs. New York Giants, Oct 10, 2021
Sacks 3.0 at Arizona Cardinals, Oct 19, 2025
2.5 vs. Washington Commanders, Jan 05, 2025
...2 more at 2.5.
Passes Defensed 2 at Philadelphia Eagles, Oct 16, 2022
1 at Cleveland Browns, Sep 08, 2024
...6 more at 1.

Forced Fumbles 1 at New York Giants, Nov 16, 2025
1 vs. Tampa Bay Buccaneers, Dec 22, 2024
...8 more at 1.
Fumble Recoveries 1 vs. New York Jets, Sep 17, 2023
1 at Tennessee Titans, Dec 29, 2022
...2 more at 1.
Tackles For Loss 4 at Arizona Cardinals, Oct 19, 2025
4 at Minnesota Vikings, Oct 31, 2021

2025 GXG REGULAR SEASON (PACKERS)

DATE	OPPONENT	P/S	TK	S	A	SK	YDS	INT	PD	FF	FR
09/07	Lions	P	1	1	0	1.0	4.0	0	0	0	0
09/11	Commanders	S	2	0	2	0.5	5.0	0	0	0	0
09/21	at Browns	S	2	2	0	0.0	0.0	0	0	0	0
09/28	at Cowboys	S	3	1	2	1.0	0.0	0	0	0	0
10/12	Bengals	S	3	0	3	0.0	0.0	0	0	0	0
10/19	at Cardinals	S	5	4	1	3.0	26.0	0	0	0	0
10/26	at Steelers	S	1	1	0	1.0	10.0	0	0	0	0
11/02	Panthers	S	3	1	2	0.0	0.0	0	0	0	0
11/10	Eagles	S	2	1	1	0.0	0.0	0	0	0	0
11/16	at Giants	S	6	1	5	1.5	3.5	0	0	1	0
2025 TOTALS		10-9	28	12	16	8.0	48.5	0	0	1	0

JAYDEN REED

11

WIDE RECEIVER
MICHIGAN STATE

Third NFL Season | Third Packers Season



Ht: 5-11 | Wt: 187 | Born: April 28, 2000 | NFL Games Played/Started: 35/24 | Acquired: D2b-23

AT A GLANCE

- » Is the only player in league history to post 750-plus receiving yards, 55-plus receptions, six-plus receiving TDs, 100-plus rushing yards and a rushing TD in each of his first two NFL seasons (2023-24) and is one of just three NFL players to hit those marks in back-to-back seasons (WR Bobby Mitchell, 1966-67; RB Marshall Faulk, 2000-01).
- » Among wide receivers with 100-plus targets, ranks No. 1 in the NFL since 2023 in passer rating when targeted (127.4).
- » Is the only WR in team history to post 900-plus yards from scrimmage in both of his first two seasons.
- » Was the only player in the NFL in 2024 with 800-plus receiving yards (857) and 150-plus rushing yards (163) and became the first player to hit those marks in a season in team history.
- » Set a franchise rookie record with 64 receptions in 2023, eclipsing WR Sterling Sharpe's mark of 55 catches in 1988. His 119 career catches rank No. 2 by a Packer in his first two NFL seasons behind only Sharpe (145 in 1988-89).
- » Became the first rookie in NFL history to post 100-plus rushing yards, multiple rushing TDs, 60-plus receptions, 750-plus receiving yards and eight-plus receiving TDs.
- » Played three seasons at Michigan State (2020-22), earning second-team All-Big Ten honors from the coaches as a receiver and third-team recognition as a kick/punt returner from the media in 2022.

2025 SEASON: Has appeared in two games with one start, posting three receptions for 45 yards (15.0 avg.) and a TD along with two punt returns for 21 yards (10.5 avg.)...Was placed on injured reserve (shoulder) on Sept. 20.

Vs. Detroit (Sept. 7): Played 18 snaps on offense and posted a team-high three catches for 45 yards (15.0 avg.), including a 17-yard TD grab midway through the second quarter. Also returned two punts for 21 yards (10.5 avg.), including a 20-yarder early in the fourth quarter.

Vs. Washington (Sept. 11): Played five snaps, but sustained a shoulder injury on Green Bay's opening drive attempting to make a TD catch and did not return.

REGULAR-SEASON COMPARISON: RECEIVING - MINNESOTA VIKINGS

DATE	OPP	W/L	GP/GS	REC	YDS.	AVG.	TD	LG	TGTS	YAC
10/29/23	GB vs. MIN	L	S	4	83	20.8	0	34	6	23
12/31/23	GB @ MIN	W	S	6	89	14.8	2	33t	8	44
9/29/24	GB vs. MIN	L	S	7	139	19.9	1	42	8	40
12/29/24	GB @ MIN	L	S	1	6	6.0	0	6	4	1
TOTALS		1/3	4/4	18	317	17.6	3	42	26	108

JAYDEN REED'S NFL REGULAR-SEASON RUSHING/RECEIVING STATISTICS

DATE	TEAM	GP	GS	RECEIVING				TD	RUSHING				TD
				NO.	YDS.	AVG.	LG		NO.	YDS.	AVG.	LG	
2023	Packers	16	13	64	793	12.4	59	8	11	119	10.8	32t	2
2024	Packers	17	10	55	857	15.6	70t	6	20	163	8.2	33t	1
2025	Packers	2	1	3	45	15.0	26	1	0	0	0.0	0	0
NFL TOTALS		35	24	122	1,695	13.9	70t	15	31	282	9.1	33t	3

JAYDEN REED'S NFL POSTSEASON RUSHING/RECEIVING STATISTICS

DATE	TEAM	GP	GS	RECEIVING				TD	RUSHING				TD
				NO.	YDS.	AVG.	LG		NO.	YDS.	AVG.	LG	
2023	Packers	2	1	4	35	8.8	27	0	1	9	9.0	9	0
2024	Packers	1	1	4	46	11.5	20	0	0	0	0.0	0	0
NFL TOTALS		3	2	8	81	10.1	27	0	1	9	9.0	9	0

JAYDEN REED'S NFL REGULAR-SEASON RETURN STATISTICS

DATE	TEAM	NO.	PUNT RETURNS				TD
			FC	YDS.	AVG.	LG	
2023	Packers	11	14	94	8.5	35	0
2024	Packers	14	30	110	7.9	16	0
2025	Packers	2	0	21	10.5	20	0
NFL TOTALS		27	44	225	8.3	35	0

JAYDEN REED'S NFL POSTSEASON RETURN STATISTICS

DATE	TEAM	NO.	PUNT RETURNS				TD
			FC	YDS.	AVG.	LG	
2023	Packers	2	4	16	8.0	12	0
2024	Packers	2	1	26	13.0	20	0
NFL TOTALS		4	5	42	10.5	20	0



SINGLE-GAME HIGHS: RUSHING/RECEIVING/RETURNS

Rush Attempts	4 at New York Giants, Dec 11, 2023	Longest Receptions	70t at Philadelphia Eagles, Sep 06, 2024
	3 vs. Chicago Bears, Jan 05, 2025		59 vs. Chicago Bears, Jan 07, 2024
	...2 more at 3.		2 vs. Miami Dolphins, Nov 28, 2024
Rushing Yards	46 vs. Los Angeles Chargers, Nov 19, 2023	Receiving TDs	2 at Minnesota Vikings, Dec 31, 2023
	38 at New York Giants, Dec 11, 2023		...1 more at 2.
	33t at Philadelphia Eagles, Sep 06, 2024		54 at Chicago Bears, Sep 10, 2023
Longest Runs	32t vs. Los Angeles Chargers, Nov 19, 2023	Longest Punt Return	22 vs. Los Angeles Rams, Nov 05, 2023
	1 at New York Giants, Dec 11, 2023		35 at Chicago Bears, Sep 10, 2023
	1 vs. Los Angeles Chargers, Nov 19, 2023		22 vs. Los Angeles Rams, Nov 05, 2023
Receptions	8 at New York Giants, Dec 11, 2023	Punt Returns	3 at Chicago Bears, Sep 10, 2023
	7 vs. Minnesota Vikings, Sep 29, 2024		2 vs. Detroit Lions, Sep 07, 2025
	139 vs. Minnesota Vikings, Sep 29, 2024		...6 more at 2.
Receiving Yards	138 at Philadelphia Eagles, Sep 06, 2024	Most TDs	2 vs. Miami Dolphins, Nov 28, 2024
	34.5 at Philadelphia Eagles, Sep 06, 2024		2 at Philadelphia Eagles, Sep 06, 2024
	28.0 vs. Chicago Bears, Jan 07, 2024		...2 more at 2.
Receiving Average		Scrimmage Yards	171 at Philadelphia Eagles, Sep 06, 2024
			141 vs. Minnesota Vikings, Sep 29, 2024

2025 GXG REGULAR SEASON (PACKERS)

DATE	OPPONENT	P/S	RECEIVING					RUSHING				
			NO.	YDS.	AVG.	LG	TD	NO.	YDS.	AVG.	LG	TD
09/07	Lions	P	3	45	15.0	26	1	0	0	0.0	0	0
09/11	Commanders	S	0	0	0.0	0	0	0	0	0.0	0	0
09/21	at Browns							INJURED RESERVE				
09/28	at Cowboys							INJURED RESERVE				
10/12	Bengals							INJURED RESERVE				
10/19	at Cardinals							INJURED RESERVE				
10/26	at Steelers							INJURED RESERVE				
11/02	Panthers							INJURED RESERVE				
11/10	Eagles							INJURED RESERVE				
11/16	at Giants							INJURED RESERVE				
2025 TOTALS		2-1	3	45	15.0	26	1	0	0	0.0	0	0

2025 GXG REGULAR SEASON (PACKERS)

KICKOFF RETURNS								PUNT RETURNS							
DATE	OPPONENT	P/S	RET	YDS	AVG	LG	TD	NO	FC	YDS	AVG	LG	TD	W/L	SCORE
09/07	Lions	P	0	0	0.0	0	0	2	0	21	10.5	20	0	W	27-13
09/11	Commanders	S	0	0	0.0	0	0	0	0	0	0.0	0	0	W	27-18
09/21	at Browns							INJURED RESERVE					L	10-13	
09/28	at Cowboys							INJURED RESERVE					T	40-40+	
10/12	Bengals							INJURED RESERVE					W	27-18	
10/19	at Cardinals							INJURED RESERVE					W	27-23	
10/26	at Steelers							INJURED RESERVE					W	35-25	
11/02	Panthers							INJURED RESERVE					L	13-16	
11/10	Eagles							INJURED RESERVE					L	7-10	
11/16	at Giants							INJURED RESERVE					W	27-20	
2025 TOTALS		2-1	0	0	0.0	0	0	2	0	21	10.5	20	0	6-3	

+ - Overtime

SEAN RHYAN

75

GUARD
UCLA

Fourth NFL Season | Fourth Packers Season



Ht: 6-5 | Wt: 321 | Born: September 15, 2000 | NFL Games Played/Started: 40/22 | Acquired: D3-22

AT A GLANCE

- » Started all 17 games at right guard in 2024 and helped the offense rank No. 2 in sacks allowed (22) and No. 5 in total offense (370.8 ypg), rushing offense (146.8 ypg) and yards per play (6.14), one of only two teams in the league (Baltimore) to rank in the top five in the NFL in all four of those categories and the Packers' first time doing so since 2003.
- » Part of an offense that posted 2,496 rushing yards last season, the second most in a season in team history (2,558 in 2003), and 142 rushing first downs, tied for the second most in franchise history (145 in 1962).
- » Played in 12 contests for the Packers in 2023, splitting time at RG with Jon Runyan for the final four regular-season games and both playoff contests.
- » Part of a line that did not allow a sack in the 2023 playoffs, the first time in franchise history that the Packers did not give up a sack in back-to-back games in a single postseason.
- » Selected by the Packers in the third round (No. 92 overall) of the 2022 NFL Draft, becoming the first UCLA offensive lineman to be drafted by Green Bay since C Mike Flanagan (third round) in 1996.
- » Started all 31 games he appeared in at LT during his three years at UCLA, helping the Bruins rank No. 2 in the Pac-12 with an average of 193.5 rushing yards per game from 2019-21.

2025 SEASON: Has appeared in all 10 games with five starts (four at RG, one at C)...Part of a line that has helped the Packers rank tied for No. 5 in the league in sacks allowed (16) and No. 1 in third-down conversions (49.2 pct.).

Vs. Detroit (Sept. 7): Started at RG and appeared on 33 of 48 snaps as part of a line that did not allow a sack of QB Jordan Love. Helped protect Love as he connected on 16 of 22 passes for 188 yards and two TDs with no INTs (128.6 rating).

Vs. Washington (Sept. 11): Started at RG and played all 68 snaps, helping to block for Love as he threw for 292 yards and two TDs with no INTs on 19-of-31 passing (113.9 rating).

At Cleveland (Sept. 21): Started at RG and played all 65 snaps.

At Dallas (Sept. 28): Started at RG and played all 83 snaps, part of a line that allowed just one sack and protected Love as he threw for 337 yards and three TDs with no INTs (118.1 rating). Helped the offense register season highs for total yards (489), rushing yards (164) and first downs (32).

Vs. Cincinnati (Oct. 12): Rotated in for starting RG Jordan Morgan for two drives in the first half, appearing on 11 offensive snaps. Also played five snaps on special teams.

At Arizona (Oct. 19): Appeared on five plays on special teams.

At Pittsburgh (Oct. 26): Rotated series with Morgan at RG, appearing on 35 of 64 snaps. Part of a line that did not allow a sack and blocked for Love as he posted a career-high 134.2 passer rating (29 of 37 for 360 yards and three TDs with no INTs).

Vs. Carolina (Nov. 2): Came in for an injured Aaron Banks at LG after the first series, appearing on 56 of 65 snaps. Helped protect Love as the line gave up only one sack on the day, the fifth straight game Green Bay allowed no more than one sack.

Vs. Philadelphia (Nov. 10): Entered the game in the second quarter at C in place of an injured Elgton Jenkins (ankle) and played the final 41 snaps.

At N.Y. Giants (Nov. 16): Made his first NFL start at C and appeared on all 55 snaps, helping the Packers post a season-high average of 5.6 yards per carry (128 yards on 23 attempts).

SEAN RHYAN'S NFL REGULAR-SEASON STATISTICS

DATE	TEAM	GP	GS
2022	Packers	1	0
2023	Packers	12	0
2024	Packers	17	17
2025	Packers	10	5
NFL TOTALS		40	22

SEAN RHYAN'S NFL POSTSEASON STATISTICS

DATE	TEAM	GP	GS
2023	Packers	2	0
2024	Packers	1	1
NFL TOTALS		3	1

2025 GYG REGULAR SEASON (PACKERS)

DATE	OPPONENT	P/S
09/07	Lions	S
09/11	Commanders	S
09/21	at Browns	S
09/28	at Cowboys	S
10/12	Bengals	P
10/19	at Cardinals	P
10/26	at Steelers	P
11/02	Panthers	P
11/10	Eagles	P
11/16	at Giants	S
2025 TOTALS		10-5



BARRYN SORRELL

99

DEFENSIVE LINEMAN
TEXAS

Rookie



Ht: 6-3 | Wt: 256 | Born: December 22, 2002 | NFL Games Played/Started: 9/0 | Acquired: D4-25

AT A GLANCE

- » Played in 49 games with 40 starts in four seasons (2021-24) at Texas, starting his final 30 college contests and leading the Longhorns with 15½ sacks over his final three seasons.
- » In 2024, tied his career high with 44 tackles (16 solo) while setting career highs for tackles for a loss (11), sacks (six) and QB hurries (team-high 12).
- » Was the only Longhorn with 10-plus tackles for a loss, 10-plus QB hurries and six-plus sacks in 2024.
- » Earned All-Big 12 honorable mention from the league's coaches in 2023 after recording 37 tackles (career-high 17 solo), four sacks, 4½ tackles for a loss and a team-best 10 QB hurries.
- » Selected by the Packers in the fourth round (No. 124 overall) of the 2025 NFL Draft, becoming the first defensive player from the University of Texas to be drafted by Green Bay since DB Bobby Dillon in 1952.
- » Was an all-state and academic all-state honoree as well as an all-district selection at Holy Cross High School (New Orleans, La.), where he played defensive end, defensive tackle and tight end during his career.

2025 SEASON: Has played in nine games and has recorded a half-sack, five tackles (one solo), two quarterback hits and five Next Gen Stat QB pressures...Was inactive (knee) for a game.

Vs. Detroit (Sept. 7): Inactive (knee).

Vs. Washington (Sept. 11): Made his NFL debut, appearing on eight defensive snaps and registering a career-high two NGS QB pressures. Recorded his first NFL sack when he split a sack of QB Jayden Daniels with DL Karl Brooks in the fourth quarter.

At Cleveland (Sept. 21): Played six defensive snaps and six snaps on special teams.

At Dallas (Sept. 28): Played eight snaps on defense and recorded a QB hit. Also saw action on eight special teams snaps.

Vs. Cincinnati (Oct. 12): Saw action on 13 defensive snaps, recording a NGS QB pressure and a QB hit on QB Joe Flacco in the fourth quarter. Also appeared on eight special teams snaps.

At Arizona (Oct. 19): Played a career-high 30 defensive snaps and recorded a NGS QB pressure. Also saw action on six special teams snaps.

At Pittsburgh (Oct. 26): Appeared on 13 defensive snaps, registering a solo tackle and a NGS QB pressure. Also played 10 special teams snaps.

Vs. Carolina (Nov. 2): Played a defensive snap.

Vs. Philadelphia (Nov. 10): Played seven snaps on defense, posting a pair of assisted tackles on Philadelphia's first offensive drive. Also saw action on three special teams snaps.

At N.Y. Giants (Nov. 16): Saw action on 12 defensive snaps and posted an assisted tackle. Combined with LB Quay Walker to hold RB Tyrone Tracy Jr. to a gain of a yard on a third-quarter run.

BARRYN SORRELL'S NFL REGULAR-SEASON DEFENSIVE STATISTICS

		TACKLES										INTERCEPTIONS										ST				MISC	
YEAR	TEAM	GP	GS	TK	S	A	TFL	YDS	SK	YDS	QBH	NO	YDS	LG	TD	PD	FF	FR	TD	YDS	TK	S	A	FF	FR	S	A
2025	Packers	9	0	5	1	4	0	0	0.5	1.0	2	0	0	0	0	0	0	0	0	0	0	0	0	0	0	0	0
NFL TOTALS		9	0	5	1	4	0	0	0.5	1.0	2	0	0	0	0	0	0	0	0	0	0	0	0	0	0	0	0

SINGLE-GAME HIGHS: DEFENSIVE

Total Tackles 2 vs. Philadelphia Eagles, Nov 10, 2025
1 at Pittsburgh Steelers, Oct 26, 2025
...1 more at 1.

Solo Tackles 1 at Pittsburgh Steelers, Oct 26, 2025

2025 GXG REGULAR SEASON (PACKERS)

DATE	OPPONENT	P/S	TK	S	A	SK	YDS	INT	PD	FF	FR
09/07	Lions		INACTIVE/INJURY								
09/11	Commanders	P	1	0	1	0.5	1.0	0	0	0	0
09/21	at Browns	P	0	0	0	0.0	0.0	0	0	0	0
09/28	at Cowboys	P	0	0	0	0.0	0.0	0	0	0	0
10/12	Bengals	P	0	0	0	0.0	0.0	0	0	0	0
10/19	at Cardinals	P	0	0	0	0.0	0.0	0	0	0	0
10/26	at Steelers	P	1	1	0	0.0	0.0	0	0	0	0
11/02	Panthers	P	0	0	0	0.0	0.0	0	0	0	0
11/10	Eagles	P	2	0	2	0.0	0.0	0	0	0	0
11/16	at Giants	P	1	0	1	0.0	0.0	0	0	0	0
2025 TOTALS		9-0	5	1	4	0.5	1.0	0	0	0	0

BARRYN SORRELL'S COLLEGE DEFENSIVE STATISTICS

YEAR	TEAM	TACKLES										INTERCEPTIONS								ST				MISC			
		GP	GS	TK	S	A	TFL	YDS	SK	YDS	QBH	NO	YDS	LG	TD	PD	FF	FR	TD	YDS	TK	S	A	FF	FR	S	A
2021	Texas	6	0	7	3	4	1.0	3.0	0.0	0.0	0	0	0	0	0	0	0	0	0	0	0	0	0	0	0	0	0
2022	Texas	13	10	44	16	28	9.0	55.0	5.5	46.0	7	0	0	0	0	1	1	0	0	0	0	0	0	0	0	0	0
2023	Texas	14	14	37	17	20	4.5	33.0	4.0	32.0	11	0	0	0	0	0	0	0	0	0	0	0	0	0	0	0	0
2024	Texas	16	16	44	16	28	11.0	54.0	6.0	37.0	12	0	0	0	0	1	0	0	0	0	0	0	0	0	0	0	0
TOTALS		49	40	132	52	80	25.5	145.0	15.5	115.0	30	0	0	0	0	2	1	0	0	0	0	0	0	0	0	0	0

NAZIR
STACKHOUSE
93

DEFENSIVE LINEMAN
GEORGIA

Rookie





Ht: 6-4 | Wt: 327 | Born: April 18, 2002 | NFL Games Played/Started: 10/0 | Acquired: FA-25

AT A GLANCE

- » Signed by Green Bay as an undrafted free agent on May 2, 2025.
- » Played in 59 games with 42 starts in five seasons at Georgia (2020-24), recording 96 tackles (46 solo), nine tackles for a loss, three sacks, three passes defended, an interception and a blocked kick on special teams.
- » Was part of two national championship teams for the Bulldogs, helping Georgia win back-to-back titles in 2021-22.

2025 SEASON: Has played in all 10 games on defense and special teams, recording nine tackles (two solo) and a Next Gen Stat QB pressure on defense.

Vs. Detroit (Sept. 7): Made his NFL debut, playing eight defensive snaps and four snaps on special teams. Recorded his first career tackle (assist) on a 4-yard run by RB David Montgomery in the first quarter.

Vs. Washington (Sept. 11): Played three defensive snaps and six snaps on special teams.

At Cleveland (Sept. 21): Played 10 defensive snaps and five special teams snaps.

At Dallas (Sept. 28): Played 27 defensive snaps, recording a career-high three tackles (two solo). Also saw action on six special teams snaps.

Vs. Cincinnati (Oct. 12): Appeared on five defensive snaps, recording an assisted tackle.

At Arizona (Oct. 19): Played 14 defensive snaps, registering two assisted tackles and a NGS QB pressure. Also played a snap on special teams.

At Pittsburgh (Oct. 26): Played five snaps on defense and five special teams snaps.

Vs. Carolina (Nov. 2): Saw action on 16 defensive snaps and posted two assisted tackles, both coming within 2 yards of the line of scrimmage. Also appeared on three special teams snaps.

Vs. Philadelphia (Nov. 10): Played four snaps on defense.

At N.Y. Giants (Nov. 16): Saw action on 14 defensive snaps.

NAZIR STACKHOUSE'S NFL REGULAR-SEASON DEFENSIVE STATISTICS

		TACKLES									INTERCEPTIONS									ST				MISC			
YEAR	TEAM	GP	GS	TK	S	A	TFL	YDS	SK	YDS	QBH	NO	YDS	LG	TD	PD	FF	FR	TD	YDS	TK	S	A	FF	FR	S	A
2025	Packers	10	0	9	2	7	0	0	0.0	0.0	0	0	0	0	0	0	0	0	0	0	0	0	0	0	0	0	0
NFL TOTALS		10	0	9	2	7	0	0	0.0	0.0	0	0	0	0	0	0	0	0	0	0	0	0	0	0	0	0	0

SINGLE-GAME HIGHS: DEFENSIVE

Total Tackles 3 at Dallas Cowboys, Sep 28, 2025
2 vs. Carolina Panthers, Nov 02, 2025
...1 more at 2.

Solo Tackles 2 at Dallas Cowboys, Sep 28, 2025

2025 GXG REGULAR SEASON (PACKERS)

DATE	OPPONENT	P/S	TK	S	A	SK	YDS	INT	PD	FF	FR
09/07	Lions	P	1	0	1	0.0	0.0	0	0	0	0
09/11	Commanders	P	0	0	0	0.0	0.0	0	0	0	0
09/21	at Browns	P	0	0	0	0.0	0.0	0	0	0	0
09/28	at Cowboys	P	3	2	1	0.0	0.0	0	0	0	0
10/12	Bengals	P	1	0	1	0.0	0.0	0	0	0	0
10/19	at Cardinals	P	2	0	2	0.0	0.0	0	0	0	0
10/26	at Steelers	P	0	0	0	0.0	0.0	0	0	0	0
11/02	Panthers	P	2	0	2	0.0	0.0	0	0	0	0
11/10	Eagles	P	0	0	0	0.0	0.0	0	0	0	0
11/16	at Giants	P	0	0	0	0.0	0.0	0	0	0	0
2025 TOTALS		10-0	9	2	7	0.0	0.0	0	0	0	0

ZACH TOM 50

OFFENSIVE LINEMAN
WAKE FOREST

Fourth NFL Season | Fourth Packers Season



Ht: 6-4 | Wt: 304 | Born: March 26, 1999 | NFL Games Played/Started: 51/47 | Acquired: D4b-22

AT A GLANCE

- » Has played in 51 games with 47 starts in his first four NFL seasons, opening games at three different spots on the offensive line (42 at RT, four at LT, one at LG).
- » Is the only offensive lineman in the NFL to start 35-plus games since 2022 and not be penalized for holding (per TruMedia).
- » In his first two seasons as a full-time starter (2023-24), helped Green Bay rank No. 2 in the NFL over that span in sacks allowed (52) and sack percentage (4.7).
- » Started all 17 games at RT last season and earned first-team All-Pro honors from Pro Football Focus after helping the Packers rank No. 2 in sacks allowed (22) and No. 5 in total offense (370.8 ypg), rushing offense (146.8 ypg) and yards per play (6.14), Green Bay's first time finishing in the top five in all of those categories since 2003.
- » Started every game at RT in 2023 and helped the Packers rank No. 3 in the NFL in sacks allowed (30) and No. 4 in sack percentage (4.9).
- » Appeared in 48 games with 37 starts (23 at LT, 14 at C) over the course of four seasons at Wake Forest (2018-21), giving up just two sacks in 3,107 collegiate snaps.

2025 SEASON: Has started all eight games he has appeared in at RT...Part of a line that has helped the Packers rank tied for No. 5 in the league in sacks allowed (16) and No. 1 in third-down conversions (49.2 pct.)...Was inactive (oblique) for two contests (Weeks 2 and 4).

Vs. Detroit (Sept. 7): Started at RT and appeared on 30 of 48 snaps as part of a line that did not allow a sack of QB Jordan Love. Helped protect Love as he connected on 16 of 22 passes for 188 yards and two TDs with no INTs (128.6 rating). Sustained a hip injury late in the third quarter and did not return.

Vs. Washington (Sept. 11): Inactive (oblique).

At Cleveland (Sept. 21): Started at RT, but departed the game after one snap due to an oblique injury.

At Dallas (Sept. 28): Inactive (oblique).

Vs. Cincinnati (Oct. 12): Started at RT and played all 61 snaps as part of a line that allowed just one sack and cleared the way for 153 rushing yards on 33 carries (4.6 avg.).

At Arizona (Oct. 19): Started at RT and played all 56 snaps, helping to protect Love as he was sacked only one time.

At Pittsburgh (Oct. 26): Started at RT and played 63 of 64 snaps as the line did not allow a sack and blocked for Love as he posted a career-high 134.2 passer rating (29 of 37 for 360 yards and three TDs with no INTs).

Vs. Carolina (Nov. 2): Started at RT and played all 65 snaps, protecting Love as the line gave up only one sack on the day, the fifth straight game Green Bay allowed no more than one sack.

Vs. Philadelphia (Nov. 10): Started at RT and played all 68 snaps.

At N.Y. Giants (Nov. 16): Started at RT and appeared on 52 of 55 snaps, helping the Packers post a season-high average of 5.6 yards per carry (128 yards on 23 attempts). Left the game briefly early in the third quarter due to an undisclosed injury.

ZACH TOM'S NFL REGULAR-SEASON STATISTICS

DATE	TEAM	GP	GS
2022	Packers	9	5
2023	Packers	17	17
2024	Packers	17	17
2025	Packers	8	8
NFL TOTALS		51	47

ZACH TOM'S NFL POSTSEASON STATISTICS

DATE	TEAM	GP	GS
2023	Packers	2	2
2024	Packers	1	1
NFL TOTALS		3	3

2025 GYG REGULAR SEASON (PACKERS)

DATE	OPPONENT	P/S
09/07	Lions	S
09/11	Commanders	
09/21	at Browns	S
09/28	at Cowboys	
10/12	Bengals	S
10/19	at Cardinals	S
10/26	at Steelers	S
11/02	Panthers	S
11/10	Eagles	S
11/16	at Giants	S
2025 TOTALS		8-8

CARRINGTON VALENTINE

24

CORNERBACK
KENTUCKY

Third NFL Season | Third Packers Season



Ht: 6-0 | Wt: 189 | Born: September 9, 2001 | NFL Games Played/Started: 42/24 | Acquired: D7a-23

AT A GLANCE

- » Saw action in 15 games with seven starts in 2024, recording 30 tackles (16 solo), five passes defended (No. 4 on the team), a career-high two interceptions and a career-best two forced fumbles.
- » Led the team and ranked No. 7 among NFL rookies with nine passes defended in 2023. Dating back to 2000, became the sixth Green Bay rookie to post nine-plus passes defended and the first since CB Eric Stokes (14) in 2021.
- » Played in all 17 games with 12 starts and recorded 42 tackles (32 solo) and a fumble recovery as a rookie in 2023.
- » Started all three playoff games in his first two seasons (2023-24) and posted 17 tackles (team-best 12 solo), the second most on the team over that span (CB Keisean Nixon, 18).
- » Played in 35 career games with 25 straight starts to finish his career at Kentucky (2020-22). In 2022, led the Wildcats and ranked No. 9 in the Southeastern Conference in passes defended with 11.

2025 SEASON: Has played in all 10 games with five starts, recording 19 tackles (16 solo) and three passes defended...Ranks No. 5 on the team in solo tackles among defensive backs...Has also recorded a tackle on special teams.

Vs. Detroit (Sept. 7): Started and played all 67 defensive snaps, recording one solo tackle. Also played eight special teams snaps.

Vs. Washington (Sept. 11): Played 42 defensive snaps and registered two solo tackles. Also saw action on eight special teams snaps.

At Cleveland (Sept. 21): Appeared on 22 defensive snaps and recorded an assisted tackle. Also played seven special teams snaps.

At Dallas (Sept. 28): Played 24 defensive snaps, recording three tackles (two solo). Also appeared on 14 special teams snaps.

Vs. Cincinnati (Oct. 12): Appeared on 19 defensive snaps, registering two solo tackles and a pass defended when he broke up a pass intended for WR Ja'Marr Chase on third down in the fourth quarter. Tackled RB Samaje Perine for no gain on third-and-6 to hold Cincinnati to a field-goal attempt in the fourth quarter. Also saw action on 10 special teams snaps and recorded a tackle.

At Arizona (Oct. 19): Played two snaps on defense and a snap on special teams.

At Pittsburgh (Oct. 26): Started and played 62 defensive snaps (tied for No. 2 on the team), recording a season-high three solo tackles. Broke up a pass intended for WR DK Metcalf on third down to hold Pittsburgh to a field-goal attempt in the second quarter. Also appeared on 13 special teams snaps.

Vs. Carolina (Nov. 2): Started and played 43 defensive snaps, posting a season-high four tackles (three solo). Also saw action on six special teams snaps.

Vs. Philadelphia (Nov. 10): Started and played all 63 defensive snaps, registering a tackle and a pass defended. Broke up a fourth-down pass intended for WR A.J. Brown to force a turnover on downs on Philadelphia's final offensive possession of the game.

At N.Y. Giants (Nov. 16): Started and appeared on a season-high 70 defensive snaps, posting two assisted tackles. His coverage helped force an incompletion on a pass to TE Daniel Bellinger in the third quarter.

REGULAR-SEASON COMPARISON: DEFENSIVE - MINNESOTA VIKINGS

DATE	OPP	W/L	GP/GS	TACKLES				SACK	YDS.	INT	TFL	PD	QBH	MISC			
				TOT	SOLO	ASST								TD	FF	FR	
10/29/23	GB vs. MIN	L	P	0	0	0	0.0	0.0	0	0	0	0	0	0	0	0	0
12/31/23	GB @ MIN	W	S	4	1	3	0.0	0.0	0	0	0	0	0	0	0	0	0
12/29/24	GB @ MIN	L	S	2	2	0	0.0	0.0	1	0	1	0	0	0	0	0	0
TOTALS		1/2	3/2	6	3	3	0.0	0.0	1	0	1	0	0	0	0	0	0

CARRINGTON VALENTINE'S NFL REGULAR-SEASON DEFENSIVE STATISTICS

		TACKLES										INTERCEPTIONS										ST				MISC	
YEAR	TEAM	GP	GS	TK	S	A	TFL	YDS	SK	YDS	QBH	NO	YDS	LG	TD	PD	FF	FR	TD	YDS	TK	S	A	FF	S	A	
2023	Packers	17	12	42	32	10	0	0	0.0	0.0	0	0	0	0	0	9	0	1	0	50	2	1	1	0	0	0	0
2024	Packers	15	7	30	16	14	0	0	0.0	0.0	0	2	51	31	0	5	2	0	0	0	2	2	0	0	0	0	0
2025	Packers	10	5	19	16	3	0	0	0.0	0.0	0	0	0	0	0	3	0	0	0	0	1	1	0	0	0	0	0
NFL TOTALS		42	24	91	64	27	0	0	0.0	0.0	0	2	51	31	0	17	2	1	0	50	5	4	1	0	0	0	0

CARRINGTON VALENTINE'S NFL POSTSEASON DEFENSIVE STATISTICS

		TACKLES										INTERCEPTIONS										ST				MISC	
YEAR	TEAM	GP	GS	TK	S	A	TFL	YDS	SK	YDS	QBH	NO	YDS	LG	TD	PD	FF	FR	TD	YDS	TK	S	A	FF	FR	S	A
2023	Packers	2	2	12	9	3	0	0	0.0	0.0	0	0	0	0	0	0	0	0	0	0	0	0	0	0	0	0	0
2024	Packers	1	1	5	3	2	0	0	0.0	0.0	0	0	0	0	0	0	0	0	0	0	0	0	0	0	0	0	0
NFL TOTALS		3	3	17	12	5	0	0	0.0	0.0	0	0	0	0	0	0	0	0	0	0	0	0	0	0	0	0	0



SINGLE-GAME HIGHS: DEFENSIVE

Total Tackles 9 at Chicago Bears, Nov 17, 2024
8 at Denver Broncos, Oct 22, 2023
Solo Tackles 7 at Denver Broncos, Oct 22, 2023
4 at Chicago Bears, Nov 17, 2024
...3 more at 4.
Passes Defensed 3 vs. Los Angeles Chargers, Nov 19, 2023
3 vs. Los Angeles Rams, Nov 05, 2023
Forced Fumbles 1 vs. Chicago Bears, Jan 05, 2025
1 vs. New Orleans Saints, Dec 23, 2024

Fumble Recoveries 1 at New York Giants, Dec 11, 2023
Interceptions 1 at Minnesota Vikings, Dec 29, 2024
1 at Seattle Seahawks, Dec 15, 2024
Interception Return Yards 31 at Minnesota Vikings, Dec 29, 2024
20 at Seattle Seahawks, Dec 15, 2024
Special Teams Tackles 2 vs. Minnesota Vikings, Oct 29, 2023
1 vs. Chicago Bears, Jan 05, 2025
...1 more at 1.

2025 GXG REGULAR SEASON (PACKERS)

DATE OPPONENT	P/S	TK	S	A	SK	YDS	INT	PD	FF	FR
09/07 Lions	S	1	1	0	0.0	0.0	0	0	0	0
09/11 Commanders	P	2	2	0	0.0	0.0	0	0	0	0
09/21 at Browns	P	1	0	1	0.0	0.0	0	0	0	0
09/28 at Cowboys	P	3	2	1	0.0	0.0	0	0	0	0
10/12 Bengals	P	2	2	0	0.0	0.0	0	1	0	0
10/19 at Cardinals	P	0	0	0	0.0	0.0	0	0	0	0
10/26 at Steelers	S	3	3	0	0.0	0.0	0	1	0	0
11/02 Panthers	S	4	3	1	0.0	0.0	0	0	0	0
11/10 Eagles	S	1	1	0	0.0	0.0	0	1	0	0
11/16 at Giants	S	2	2	0	0.0	0.0	0	0	0	0
2025 TOTALS	10-5	19	16	3	0.0	0.0	0	3	0	0

LUKAS
VAN NESS
90

DEFENSIVE LINEMAN
IOWA



Third NFL Season | Third Packers Season

 **Ht: 6-5 | Wt: 272 | Born: July 6, 2001 | NFL Games Played/Started: 39/1 | Acquired: D1-23**

- AT A GLANCE
- » Joined LB Clay Matthews as the only Packers since 2000 to post six-plus tackles for a loss in both of his first two NFL seasons (2023-24).
 - » Played in all 17 contests in 2024 and was tied for No. 2 on the team with 27 Next Gen Stat QB pressures.
 - » Saw action in all 17 games as a rookie in 2023, registering 32 tackles (24 solo), eight tackles for a loss (tied for No. 2 on the team), a pass defended, four sacks and 10 QB hits (No. 5 on the team).
 - » Has appeared in all three postseason contests over his first two seasons, recording nine tackles (five solo), a sack, a QB hit and a tackle for a loss.
 - » Earned second-team All-Big Ten honors from the conference's coaches and media as a redshirt sophomore in 2022, playing both end and tackle and recording 38 tackles (17 solo), a team-high 11 tackles for a loss and 6½ sacks (tied for team lead).
 - » Earned first-team all-state honors from the Champaign News Gazette as a senior in 2019 at Barrington (Ill.) High School after posting 67 tackles, eight tackles for a loss, 17 QB pressures, five sacks, a forced fumble and a blocked punt.

2025 SEASON: Has played in five games with one start, posting 11 tackles (six solo), 1.5 sacks, three tackles for a loss, six QB hits (tied for No. 3 on the team) and 14 Next Gen Stat QB pressures (No. 5 on the team)...Missed Weeks 7-11 due to a foot injury.

Vs. Detroit (Sept. 7): Started and played 36 defensive snaps, recording four tackles (one solo), a half-sack, a tackle for a loss, a QB hit and two NGS QB pressures. Teamed with DL Rashan Gary in the third quarter to bring QB Jared Goff down for a loss of 6 yards on third-and-6, forcing a punt. Tracked down RB Jahmyr Gibbs on a pass to the right flat for a loss of 2 yards on a third-and-7 in the first quarter, forcing a punt. All four of his stops came within 3 yards of the line of scrimmage (1, -2, 3, -6).

Vs. Washington (Sept. 11): Saw action on 35 defensive snaps, posting three tackles (all solo), a tackle for a loss, a QB hit and an NGS QB pressure. All three stops took place within 4 yards for line of scrimmage (-1, 4, 1).

At Cleveland (Sept. 21): Played 30 defensive snaps, recording two tackles (one solo) and two QB hits, and was No. 2 on the team with five NGS QB pressures. The plays he recorded a QB hit on resulted in an incompletion and an interception.

At Dallas (Sept. 28): Saw action on 39 defensive snaps and tied for No. 2 on the team with three NGS QB pressures.

Vs. Cincinnati (Oct. 12): Played 22 defensive snaps, recording two tackles (one solo), a sack, a tackle for a loss, two QB hits (tied for the team lead) and three NGS QB pressures (tied for No. 2 on the team) before leaving the game in the third quarter with a foot injury. With the ball at the Green Bay 4 with just over six minutes to play in the third quarter, beat the left tackle to the outside edge and sacked QB Joe Flacco for a loss of 6 yards.

At Arizona (Oct. 19): Inactive (foot)...**At Pittsburgh (Oct. 26):** Inactive (foot)...**Vs. Carolina (Nov. 2):** Inactive (foot)...**Vs. Philadelphia (Nov. 10):** Inactive (foot)...**At N.Y. Giants (Nov. 16):** Inactive (foot).

REGULAR-SEASON COMPARISON: DEFENSIVE - MINNESOTA VIKINGS																		
DATE	OPP	W/L	GP/GS	TACKLES					SACK	YDS.	INT	TFL	PD	QBH	MISC			
				TOT	SOLO	ASST									TD	FF	FR	
10/29/23	GB vs. MIN	L	P	0	0	0	0.0	0.0	0	0	0	0	1	0	0	0	0	0
12/31/23	GB @ MIN	W	P	2	1	1	0.0	0.0	0	0	0	0	0	0	0	0	0	0
9/29/24	GB vs. MIN	L	P	3	3	0	0.0	0.0	0	0	0	0	0	0	0	0	0	0
12/29/24	GB @ MIN	L	P	1	0	1	0.0	0.0	0	0	0	0	0	0	0	0	0	0
TOTALS		1/3	4/0	6	4	2	0.0	0.0	0	0	0	0	1	0	0	0	0	0

LUKAS VAN NESS' NFL REGULAR-SEASON DEFENSIVE STATISTICS																													
YEAR	TEAM	GP	GS	TK	S	A	TACKLES				QBH	INTERCEPTIONS								ST				MISC					
							TFL	YDS	SK	YDS		NO	YDS	LG	TD	PD	FF	FR	TD	YDS	TK	S	A	FF	FR	S	A		
2023	Packers	17	0	32	24	8	8	40	4.0	31.0	10	0	0	0	1	0	0	0	0	0	0	0	0	0	0	0	0	0	0
2024	Packers	17	0	30	20	10	6	29	3.0	6.0	6	0	0	0	0	1	1	0	0	0	3	2	1	0	0	0	0	0	0
2025	Packers	5	1	11	6	5	3	9	1.5	9.0	6	0	0	0	0	0	0	0	0	0	0	0	0	0	0	0	0	0	0
NFL TOTALS		39	1	73	50	23	17	78	8.5	46.0	22	0	0	0	1	1	1	0	0	3	2	1	0	0	0	0	0	0	0

LUKAS VAN NESS' NFL POSTSEASON DEFENSIVE STATISTICS																												
YEAR	TEAM	GP	GS	TK	S	A	TACKLES					QBH	INTERCEPTIONS								ST				MISC			
							TFL	YDS	SK	YDS	NO		YDS	LG	TD	PD	FF	FR	TD	YDS	TK	S	A	FF	FR	S	A	
2023	Packers	2	0	5	4	1	1	5	1.0	5.0	1	0	0	0	0	0	0	0	0	0	0	0	0	0	0	0	0	0
2024	Packers	1	0	4	1	3	0	0	0.0	0.0	0	0	0	0	0	0	0	0	0	0	0	0	0	0	0	0	0	0
NFL TOTALS		3	0	9	5	4	1	5	1.0	5.0	1	0	0	0	0	0	0	0	0	0	0	0	0	0	0	0	0	0

SINGLE-GAME HIGHS: DEFENSIVE

Total Tackles 5 at Los Angeles Rams, Oct 06, 2024
4 vs. Detroit Lions, Sep 07, 2025
...1 more at 4.

Solo Tackles 3 vs. Washington Commanders, Sep 11, 2025
3 at Jacksonville Jaguars, Oct 27, 2024
...4 more at 3.

Sacks 1.0 vs. Cincinnati Bengals, Oct 12, 2025
1.0 vs. Miami Dolphins, Nov 28, 2024
...6 more at 1.0.

Passes Defensed 1 vs. Minnesota Vikings, Oct 29, 2023

Forced Fumbles 1 vs. San Francisco 49ers, Nov 24, 2024

Fumble Recoveries 1 at Tennessee Titans, Sep 22, 2024

Tackles For Loss 2 vs. Miami Dolphins, Nov 28, 2024
1 vs. Cincinnati Bengals, Oct 12, 2025
...14 more at 1.

Special Teams Tackles 1 vs. San Francisco 49ers, Nov 24, 2024
1 at Tennessee Titans, Sep 22, 2024

2025 GXG REGULAR SEASON (PACKERS)

DATE OPPONENT	P/S	TK	S	A	SK	YDS	INT	PD	FF	FR
09/07 Lions	S	4	1	3	0.5	3.0	0	0	0	0
09/11 Commanders	P	3	3	0	0.0	0.0	0	0	0	0
09/21 at Browns	P	2	1	1	0.0	0.0	0	0	0	0
09/28 at Cowboys	P	0	0	0	0.0	0.0	0	0	0	0
10/12 Bengals	P	2	1	1	1.0	6.0	0	0	0	0
10/19 at Cardinals		INACTIVE/INJURY								
10/26 at Steelers		INACTIVE/INJURY								
11/02 Panthers		INACTIVE/INJURY								
11/10 Eagles		INACTIVE/INJURY								
11/16 at Giants		INACTIVE/INJURY								
2025 TOTALS	5-1	11	6	5	1.5	9.0	0	0	0	0

QUAY WALKER

7

LINEBACKER
GEORGIA

Fourth NFL Season | Fourth Packers Season



Ht: 6-4 | Wt: 241 | Born: May 8, 2000 | NFL Games Played/Started: 54/53 | Acquired: D1a-22

AT A GLANCE

- » Became just the second Packer (since 1975) to record 100-plus tackles in each of his first three NFL seasons (LB Nick Barnett, 2003-05).
- » Is one of only three Packers (since 1975) to lead the team in tackles in three straight seasons (Barnett, 2003-05; LB Blake Martinez, 2017-19).
- » Was one of only six NFL players to post 325-plus tackles, six-plus sacks, 20-plus tackles for a loss, 10-plus passes defended and three-plus forced fumbles from 2022-24.
- » Has averaged 9.33 tackles in three career postseason games, No. 6 in the NFL since 2023 (min. two playoff games).
- » Earned All-Rookie team honors from the Pro Football Writers of America in 2022, the first Green Bay inside LB to be selected to the team since A.J. Hawk in 2006.
- » Started at LB in all 15 games as a senior in 2021, tying for No. 3 on the team with a career-high 67 tackles (39 solo) while adding 5½ tackles for a loss, 1½ sacks and 25 QB pressures. Was part of a Georgia defense that ranked No. 1 in the country in 2021 in points allowed (10.2 ppg) and helped the Bulldogs win their first national championship since 1980.

2025 SEASON: Has started all 10 contests, posting a team-high 84 tackles, 41 solo tackles (tied for No. 1 on the team), 1.5 sacks, six tackles for a loss (No. 3 on the team), four passes defended (No. 3 on the team), five QB hits and eight Next Gen Stat QB pressures...According to TruMedia, ranks No. 10 in the NFL this season in lowest average offense yards gained when player made the tackle (4.76, min. 60 tackles)...Had a streak of six straight games (Weeks 1-4, 6-7) with eight-plus tackles that tied for the longest by a Packer since 2000 (LB Blake Martinez, 2017).

Vs. Detroit (Sept. 7): Played all 67 defensive snaps, tying for No. 2 on the team with nine tackles (six solo) while also posting two tackles for a loss (tied career high) and a pass defended. Five of his nine stops were within 3 yards of the line of scrimmage (-2, 3, 2, 0, -1).

Vs. Washington (Sept. 11): Played all 69 defensive snaps, finishing No. 2 on the team with eight tackles (four solo), a QB hit and two NGS QB pressures.

At Cleveland (Sept. 21): One of three Packers to play all 66 defensive snaps, leading the team with 14 tackles (six solo) to go with a QB hit, a NGS QB pressure and a pass defended. It was the third-most tackles he has recorded in a game and the most since 2023.

At Dallas (Sept. 28): Played on all 69 defensive snaps and led the team with 11 tackles (six solo) and a tackle for a loss. Posted back-to-back 10-plus-tackle games for the third time in his career (2022, 2024). Has 15 double-digit-tackle games in his career (including postseason).

Vs. Cincinnati (Oct. 12): Played all 65 defensive snaps and finished No. 2 on the team in tackles (eight) and No. 1 in solo tackles (five).

At Arizona (Oct. 19): Played 68 of 76 defensive snaps and led the team with nine tackles (five solo) to go with a career-best 1.5 sacks, a tackle for a loss and a career-high three QB hits. On a second-and-16 with just over two minutes to play in the second quarter, plowed RB Zonovan Knight into the backfield and took both Knight and QB Jacoby Brissett down for a sack and loss of 7 yards.

At Pittsburgh (Oct. 26): One of two players to play on all 63 defensive snaps, recording five tackles (one solo) and a career-high two passes defended when he broke up a pass on a crossing route to TE Pat Freiermuth and a pass to TE Jannu Smith up the seam.

Vs. Carolina (Nov. 2): One of four Packers to play all 58 defensive snaps and tied for No. 3 on the team with seven tackles (two solo) as well as a QB hit.

Vs. Philadelphia (Nov. 10): Saw action on all 63 defensive snaps, leading the team with five solo tackles as part of a six-tackle day as well as tying for the team lead with two tackles for a loss (tied career high). Four of his six tackles were for gains of 2 yards or less (2, -3, 7, 6, -3, 1).

At N.Y. Giants (Nov. 16): Played on 38 defensive snaps and posted seven tackles (one solo) before leaving the game in the third quarter with a stinger.

REGULAR-SEASON COMPARISON: DEFENSIVE - MINNESOTA VIKINGS

DATE	OPP	W/L	GP/GS	TACKLES					SACK	YDS.	INT	TFL	PD	QBH	MISC		
				TOT	SOLO	ASST									TD	FF	FR
9/11/22	GB @ MIN	L	S	8	7	1	0.0	0.0	0	0	0	0	0	0	0	0	0
1/1/23	GB vs. MIN	W	S	8	4	4	0.0	0.0	0	0	0	1	0	0	0	0	0
10/29/23	GB vs. MIN	L	S	10	7	3	0.0	0.0	0	0	0	1	0	0	0	0	0
12/31/23	GB @ MIN	W	S	6	2	4	1.0	10.0	0	1	0	2	0	0	0	0	0
9/29/24	GB vs. MIN	L	S	8	6	2	1.0	13.0	0	1	0	1	0	1	0	0	0
TOTALS		2/3	5/5	40	26	14	2.0	23.0	0	2	2	3	0	0	0	0	0

QUAY WALKER'S NFL REGULAR-SEASON DEFENSIVE STATISTICS

		TACKLES										INTERCEPTIONS										ST				MISC			
YEAR	TEAM	GP	GS	TK	S	A	TFL	YDS	SK	YDS	QBH	NO	YDS	LG	TD	PD	FF	FR	TD	YDS	TK	S	A	FF	FR	S	A		
2022	Packers	17	16	119	73	46	5	8	1.5	13.5	4	0	0	0	0	7	3	1	0	63	2	2	0	0	0	0	0		
2023	Packers	14	14	118	59	59	7	20	2.5	16.5	5	1	37	37	1	3	0	0	0	0	0	0	0	0	0	0	0		
2024	Packers	13	13	102	72	30	9	33	2.5	19.0	3	0	0	0	0	2	0	0	0	0	0	0	0	0	0	0	0		
2025	Packers	10	10	84	41	43	6	18	1.5	11.5	6	0	0	0	0	4	0	0	0	0	0	0	0	0	0	0	0		
NFL TOTALS		54	53	423	245	178	27	79	8.0	60.5	18	1	37	37	1	16	3	1	0	63	2	2	0	0	0	0	0		



QUAY WALKER'S NFL POSTSEASON DEFENSIVE STATISTICS

		TACKLES										INTERCEPTIONS										ST				MISC	
YEAR	TEAM	GP	GS	TK	S	A	TFL	YDS	SK	YDS	QBH	NO	YDS	LG	TD	PD	FF	FR	TD	YDS	TK	S	A	FF	FR	S	A
2023	Packers	2	2	20	9	11	1	0	0.0	0.0	0	0	0	0	0	0	0	0	0	0	0	0	0	0	0	0	0
2024	Packers	1	1	8	4	4	0	0	0.0	0.0	0	0	0	0	0	0	0	0	0	0	0	0	0	0	0	0	0
NFL TOTALS		3	3	28	13	15	1	0	0.0	0.0	0	0	0	0	0	0	0	0	0	0	0	0	0	0	0	0	0

SINGLE-GAME HIGHS: DEFENSIVE

Total Tackles	19 vs. Detroit Lions, Sep 28, 2023	Fumble Recoveries	1 at Philadelphia Eagles, Nov 27, 2022
	17 at Atlanta Falcons, Sep 17, 2023	Tackles For Loss	2 vs. Philadelphia Eagles, Nov 10, 2025
Solo Tackles	10 vs. Arizona Cardinals, Oct 13, 2024		2 vs. Detroit Lions, Sep 07, 2025
	10 vs. Detroit Lions, Sep 28, 2023		...3 more at 2.
Sacks	1.5 at Arizona Cardinals, Oct 19, 2025	Interceptions	1 at Chicago Bears, Sep 10, 2023
	1.0 vs. Miami Dolphins, Nov 28, 2024	Interception Return Yards	37 at Chicago Bears, Sep 10, 2023
	...4 more at 1.0.	Special Teams Tackles	1 vs. Tennessee Titans, Nov 17, 2022
Passes Defensed	2 at Pittsburgh Steelers, Oct 26, 2025		1 vs. New England Patriots, Oct 02, 2022
	2 vs. Los Angeles Rams, Dec 19, 2022		
Forced Fumbles	1 vs. Los Angeles Rams, Dec 19, 2022		
	1 at Buffalo Bills, Oct 30, 2022		
	...1 more at 1.		

2025 GXG REGULAR SEASON (PACKERS)

DATE	OPPONENT	P/S	TK	S	A	SK	YDS	INT	PD	FF	FR
09/07	Lions	S	9	6	3	0.0	0.0	0	1	0	0
09/11	Commanders	S	8	4	4	0.0	0.0	0	0	0	0
09/21	at Browns	S	14	6	8	0.0	0.0	0	1	0	0
09/28	at Cowboys	S	11	6	5	0.0	0.0	0	0	0	0
10/12	Bengals	S	8	5	3	0.0	0.0	0	0	0	0
10/19	at Cardinals	S	9	5	4	1.5	11.5	0	0	0	0
10/26	at Steelers	S	5	1	4	0.0	0.0	0	2	0	0
11/02	Panthers	S	7	2	5	0.0	0.0	0	0	0	0
11/10	Eagles	S	6	5	1	0.0	0.0	0	0	0	0
11/16	at Giants	S	7	1	6	0.0	0.0	0	0	0	0
2025 TOTALS		10-10	84	41	43	1.5	11.5	0	4	0	0

RASHEED WALKER

63

TACKLE
PENN STATE

Fourth NFL Season | Fourth Packers Season



Ht: 6-6 | Wt: 324 | Born: February 13, 2000 | NFL Games Played/Started: 45/42 | Acquired: D7c-22

AT A GLANCE

- » In his first two seasons as a starter (2023-24), helped Green Bay rank No. 2 in the NFL in sacks allowed (52) and sack percentage (4.7).
- » Started all 17 games at LT last season, helping the Packers rank No. 2 in the NFL in sacks allowed (22) and No. 5 in total offense (370.8 ypg), rushing offense (146.8 ypg) and yards per play (6.14), Green Bay's first time finishing in the top five in all of those categories since 2003.
- » Appeared in all 17 games with 15 starts at LT in 2023 and was part of a line that helped the Packers rank No. 3 in the NFL in sacks allowed (30) and No. 4 in sack percentage (4.9).
- » His 15 starts in 2023 were the most by a Green Bay offensive lineman selected in the seventh round within his first two NFL seasons since T Mark Tauscher started all 16 games in his second season (2001).
- » Selected by the Packers with the third of four picks in the seventh round (No. 249 overall) of the 2022 NFL Draft, becoming the first offensive lineman drafted by Green Bay out of Penn State since G Marco Rivera in 1996.
- » Appeared in 36 games over four seasons at Penn State (2018-21), starting the final 32 contests at LT. Earned third-team All-Big Ten honors as a senior in 2021, helping the Nittany Lions feature a 3,000-yard passer (QB Sean Clifford, 3,107) and a 1,000-yard receiver (WR Jahan Dotson, 1,182) for only the second time in school history.

2025 SEASON: Has started all 10 games at LT... Part of a line that has helped the Packers rank tied for No. 5 in the league in sacks allowed (16) and No. 1 in third-down conversions (49.2 pct.).

Vs. Detroit (Sept. 7): Started at LT and appeared on all 48 snaps as part of a line that did not allow a sack of QB Jordan Love. Helped protect Love as he connected on 16 of 22 passes for 188 yards and two TDs with no INTs (128.6 rating).

Vs. Washington (Sept. 11): Started at LT and played all 68 snaps, helping to block for Love as he threw for 292 yards and two TDs with no INTs on 19-of-31 passing (113.9 rating).

At Cleveland (Sept. 21): Started at LT and played 61 of 65 snaps, departing the game briefly in the third quarter due to an undisclosed injury.

At Dallas (Sept. 28): Started at C and played all 83 snaps, part of a line that allowed just one sack and protected Love as he threw for 337 yards and three TDs with no INTs (118.1 rating). Helped the offense register season highs for total yards (489), rushing yards (164) and first downs (32).

Vs. Cincinnati (Oct. 12): Started at LT and played all 61 snaps as part of a line that allowed just one sack and cleared the way for 153 rushing yards on 33 carries (4.6 avg.).

At Arizona (Oct. 19): Started at LT and played all 56 snaps, helping to protect Love as he was sacked only one time.

At Pittsburgh (Oct. 26): Started at LT and played 62 of 64 snaps as the line did not allow a sack and blocked for Love as he posted a career-high 134.2 passer rating (29 of 37 for 360 yards and three TDs with no INTs). Was sidelined for two snaps late in the fourth quarter due to injury.

Vs. Carolina (Nov. 2): Started at LT and played all 65 snaps, protecting Love as the line gave up only one sack on the day, the fifth straight game Green Bay allowed no more than one sack.

Vs. Philadelphia (Nov. 10): Started at LT and played all 68 snaps.

At N.Y. Giants (Nov. 16): Started at LT and appeared on all 55 snaps, helping the Packers post a season-high average of 5.6 yards per carry (128 yards on 23 attempts).

RASHEED WALKER'S NFL REGULAR-SEASON STATISTICS

DATE	TEAM	GP	GS
2022	Packers	1	0
2023	Packers	17	15
2024	Packers	17	17
2025	Packers	10	10
NFL TOTALS		45	42

RASHEED WALKER'S NFL POSTSEASON STATISTICS

DATE	TEAM	GP	GS
2023	Packers	2	2
2024	Packers	1	1
NFL TOTALS		3	3

2025 GYG REGULAR SEASON (PACKERS)

DATE	OPPONENT	P/S
09/07	Lions	S
09/11	Commanders	S
09/21	at Browns	S
09/28	at Cowboys	S
10/12	Bengals	S
10/19	at Cardinals	S
10/26	at Steelers	S
11/02	Panthers	S
11/10	Eagles	S
11/16	at Giants	S
2025 TOTALS	10-10	



CHRISTIAN WATSON

9

WIDE RECEIVER
NORTH DAKOTA STATE

Fourth NFL Season | Fourth Packers Season



Ht: 6-4 | Wt: 208 | Born: May 12, 1999 | NFL Games Played/Started: 42/39 | Acquired: D2-22

AT A GLANCE

- » Among players with 100-plus receptions, ranks No. 3 in the NFL since entering the league in 2022 with an average of 17.2 yards per catch.
- » Has posted first downs on 79 of his 110 career receptions, a 71.8 percentage that ranks No. 6 in the NFL since 2022 (min. 100 rec.). Of his 110 catches, 41 have been explosive gains (16-plus yards), a 37.3 percentage that ranks No. 8 in the league among players with 100-plus catches.
- » Ranked No. 2 in the league in yards per catch last season (min. 25 rec.), an average of 21.4 yards that was the top mark by a Packer (min. 25 rec.) since WR James Lofton's 22.0-yard average in 1984.
- » Led the team with seven TD catches in 2022, the fourth most in team history by a rookie behind only Billy Howton (13 in 1952), Max McGee (nine in 1954) and Jayden Reed (eight in 2023).
- » In 2022, became only the third player in franchise history to that point to post seven-plus receiving TDs and multiple rushing TDs in a season, joining Johnny "Blood" McNally (1931) and Don Hutson (1941).
- » Posted eight TDs from scrimmage in Weeks 10-13 in 2022, tied for the most over a four-game span by a rookie WR in league history (Vikings WR Randy Moss, 1998).
- » Finished his career at North Dakota State ranked No. 2 in school history (min. 50 rec.) in yards per reception (20.4 avg.) and yards per kickoff return (26.4 avg.), No. 8 in receiving yards (2,140) and No. 10 in receptions (105).

2025 SEASON: Has started all four games he has appeared in and has posted 12 receptions for 234 yards (19.5 avg.) and two TDs...Eight of his receptions have been explosive catches (16-plus yards), a 66.7 percentage that ranks No. 1 in the NFL this season among players with 10-plus receptions...Has posted first downs on 10 of his 12 catches (83.3 pct.)...Was on reserve/physically unable to perform (knee) for the first six games before being activated on Oct. 25.

At Pittsburgh (Oct. 26): Started and played 36 snaps in his season debut, leading the WRs with four receptions 85 yards (21.3 avg.). On a third-and-7 late in the third quarter, caught a deep ball down the middle for a 33-yard gain to the Pittsburgh 7, setting up a RB Josh Jacobs 3-yard TD run two plays later.

Vs. Carolina (Nov. 2): Started and played 43 of 65 snaps, hauling in two passes for 58 yards (29.0 avg.), highlighted by a season-long 52-yard grab on a third-and-12 early in the second quarter.

Vs. Philadelphia (Nov. 10): Started and played 56 of 68 snaps, recording two receptions for 45 yards (22.5 avg.).

At N.Y. Giants (Nov. 16): Started and played 43 of 55 snaps, posting four receptions for 46 yards (11.5 avg.) and a season-high two TDs. Became the first Packer since WR Philip Epps (Oct. 6, 1985) to have a receiving TD from two different QBs in the same game, hauling in a 1-yard pass from QB Malik Willis early in the second quarter and then a 17-yard pass from QB Jordan Love with 4:02 remaining in the game in what proved to be the game-winning TD in the 27-20 victory.

REGULAR-SEASON COMPARISON: RECEIVING/RUSHING - MINNESOTA VIKINGS

REGULAR SEASON COMPLETION: RECEIVER: RYAN N. MINNISTOTA VIKINGS																
DATE	OPP	W/L	GP/GS	NO.	YDS.	RECEIVING					NO.	YDS.	RUSHING			
						AVG.	LG	TD	TGTS	YAC			AVG.	LG	TD	
9/11/22	GB @ MIN	L	S	2	34	17.0	25	0	4	20	1	7	7.0	7	0	0
1/1/23	GB vs. MIN	W	S	1	11	11.0	11	0	5	6	0	0	0	0	0	0
10/29/23	GB vs. MIN	L	S	3	33	11.0	17	0	8	9	0	0	0	0	0	0
9/29/24	GB vs. MIN	L	S	0	0	0	0	0	1	0	0	0	0	0	0	0
TOTALS			1/3	4/4	6	78	13.0	25	0	18	35	1	7	7.0	7	0

CHRISTIAN WATSON'S NFL REGULAR-SEASON RUSHING/RECEIVING STATISTICS

2022-2025 NFL Career Statistics														
DATE	TEAM	GP	GS	RECEIVING					NO.	RUSHING				
				YDS.	AVG.	LG	TD	YDS.		AVG.	LG	TD		
2022	Packers	14	11	41	611	14.9	63t	7	7	80	11.4	46t	2	
2023	Packers	9	9	28	422	15.1	77	5	4	11	2.8	13	0	
2024	Packers	15	15	29	620	21.4	60	2	4	23	5.8	14	0	
2025	Packers	4	4	12	234	19.5	52	2	0	0	0.0	0	0	
NFL TOTALS		42	39	110	1,887	17.2	77	16	15	114	7.6	46t	2	

CHRISTIAN WATSON'S NFL POSTSEASON RUSHING/RECEIVING STATISTICS

		RECEIVING								RUSHING				
DATE	TEAM	GP	GS	NO.	YDS.	AVG.	LG	TD	NO.	YDS.	AVG.	LG	TD	
2023	Packers	2	0	2	20	10.0	11	0	0	0	0.0	0	0	
NFL TOTALS		2	0	2	20	10.0	11	0	0	0	0.0	0	0	

CHRISTIAN WATSON'S NFL REGULAR-SEASON RETURN STATISTICS

KICKOFF RETURNS						
DATE	TEAM	RET.	YDS.	AVG.	LG	TD
2022	Packers	2	35	17.5	18	0
2023	Packers	0	0	0.0	0	0
2024	Packers	0	0	0.0	0	0
2025	Packers	0	0	0.0	0	0
NFL TOTALS		2	35	17.5	18	0

SINGLE-GAME HIGHS: RUSHING/RECEIVING

Rush Attempts	2 vs. New Orleans Saints, Dec 23, 2024	Receiving Yards	150 at Chicago Bears, Nov 17, 2024
	2 vs. Kansas City Chiefs, Dec 03, 2023		114 at Detroit Lions, Dec 05, 2024
Rushing Yards	46 at Chicago Bears, Dec 04, 2022	Receiving Average	37.5 at Chicago Bears, Nov 17, 2024
	23 vs. New Orleans Saints, Dec 23, 2024		30.3 at Las Vegas Raiders, Oct 09, 2023
Longest Runs	46t at Chicago Bears, Dec 04, 2022	Longest Receptions	77 at Las Vegas Raiders, Oct 09, 2023
	15t vs. New England Patriots, Oct 02, 2022		63t at Philadelphia Eagles, Nov 27, 2022
Rushing TDs	1 at Chicago Bears, Dec 04, 2022	Receiving TDs	3 vs. Dallas Cowboys, Nov 13, 2022
	1 vs. New England Patriots, Oct 02, 2022		2 at New York Giants, Nov 16, 2025
Receptions	7 vs. Kansas City Chiefs, Dec 03, 2023	Scrimmage Yards	150 at Chicago Bears, Nov 17, 2024
	6 at Miami Dolphins, Dec 25, 2022		116 vs. Detroit Lions, Jan 08, 2023

2025 GXG REGULAR SEASON (PACKERS)

DATE	OPPONENT	P/S	RECEIVING					RUSHING				
			NO.	YDS.	AVG.	LG	TD	NO.	YDS.	AVG.	LG	TD
09/07	Lions							RESERVE/PUP				
09/11	Commanders							RESERVE/PUP				
09/21	at Browns							RESERVE/PUP				
09/28	at Cowboys							RESERVE/PUP				
10/12	Bengals							RESERVE/PUP				
10/19	at Cardinals							RESERVE/PUP				
10/26	at Steelers	S	4	85	21.3	33	0	0	0	0.0	0	0
11/02	Panthers	S	2	58	29.0	52	0	0	0	0.0	0	0
11/10	Eagles	S	2	45	22.5	25	0	0	0	0.0	0	0
11/16	at Giants	S	4	46	11.5	17t	2	0	0	0.0	0	0
2025 TOTALS		4-4	12	234	19.5	52	2	0	0	0.0	0	0

KRISTIAN WELCH 54

LINEBACKER
IOWA

Sixth NFL Season | Second Packers Season



Ht: 6-3 | Wt: 240 | Born: May 24, 1998 | NFL Games Played/Started: 75/2 | Acquired: UFA (Bal.)-25

AT A GLANCE

- » Originally entered the league as an undrafted free agent and has played for the Baltimore Ravens (2020-22, 2024), Green Bay Packers (2023) and Denver Broncos (2024).
- » Has played in 72 regular-season games with two starts, recording 13 tackles (six solo) on defense and 27 tackles and two fumble recoveries on special teams.
- » According to TruMedia, has played 1,369 special teams snaps in his career, the most of any player currently on the Packers.
- » Has played on four teams that have made the postseason (2020, 2022-2024), seeing action in seven games and recording four tackles on special teams.
- » Appeared in 46 games with 16 starts for Iowa (2016-19), serving as a defensive captain as a senior and earning All-Big Ten honorable mention from the coaches and media.

2025 SEASON: Has played in three games, seeing action on special teams and posting a tackle...Has spent the season on the practice squad and was elevated to the active roster for Weeks 9-10...Was signed to the active roster on Nov. 11.

Vs. Carolina (Nov. 2): Saw action on 10 special teams snaps in his season debut.

Vs. Philadelphia (Nov. 10): Played 12 snaps on special teams, recording a tackle on kickoff coverage.

At N.Y. Giants (Nov. 16): Appeared on a season-high 14 special teams snaps.

REGULAR-SEASON COMPARISON: DEFENSIVE - MINNESOTA VIKINGS

DATE	OPP	W/L	GP/GS	TACKLES				ASST	SACK	YDS.	INT	TFL	PD	QBH	MISC		
				TOT	SOLO	SACK	YDS.								TD	FF	FR
11/7/21	BLT vs. MIN	W	P	0	0	0	0.0	0	0.0	0.0	0	0	0	0	0	0	0
10/29/23	GB vs. MIN	L	P	0	0	0	0.0	0	0.0	0.0	0	0	0	0	0	0	0
12/31/23	GB @ MIN	W	P	0	0	0	0.0	0	0.0	0.0	0	0	0	0	0	0	0
TOTALS		2/1	3/0	0	0	0	0.0	0	0.0	0.0	0	0	0	0	0	0	0

KRISTIAN WELCH'S NFL REGULAR-SEASON DEFENSIVE STATISTICS

		TACKLES										INTERCEPTIONS										ST						MISC	
YEAR	TEAM	GP	GS	TK	S	A	TFL	YDS	SK	YDS	QBH	NO	YDS	LG	TD	PD	FF	FR	TD	YDS	TK	S	A	FF	FR	S	A		
2020	Ravens	10	0	0	0	0	0	0	0.0	0.0	0	0	0	0	0	0	0	0	0	0	5	3	2	0	0	0	0	0	
2021	Ravens	16	0	4	0	4	0	0	0.0	0.0	0	0	0	0	0	0	0	0	0	0	9	3	6	0	0	0	0	0	
2022	Ravens	17	0	1	1	0	0	0	0.0	0.0	0	0	0	0	0	0	0	0	0	0	2	2	0	0	0	0	0	0	
2023	Packers	14	0	0	0	0	0	0	0.0	0.0	0	0	0	0	0	0	0	0	0	0	6	4	2	0	0	0	0	0	
2024	Broncos	6	1	6	3	3	0	0	0.0	0.0	0	0	0	0	0	0	0	0	0	0	2	1	1	0	0	0	0	0	
2024	Ravens	9	1	2	2	0	0	0	0.0	0.0	0	0	0	0	0	0	0	0	0	0	3	1	2	0	1	0	0	0	
2024	TOTAL	15	2	8	5	3	0	0	0.0	0.0	0	0	0	0	0	0	0	0	0	0	5	2	3	0	1	0	0	0	
2025	Packers	3	0	0	0	0	0	0	0.0	0.0	0	0	0	0	0	0	0	0	0	0	1	0	1	0	0	0	0	0	
NFL TOTALS		75	2	13	6	7	0	0	0.0	0.0	0	0	0	0	0	0	0	0	0	0	28	14	14	0	1	0	0	0	

KRISTIAN WELCH'S NFL POSTSEASON DEFENSIVE STATISTICS

		TACKLES										INTERCEPTIONS										ST				MISC	
YEAR	TEAM	GP	GS	TK	S	A	TFL	YDS	SK	YDS	QBH	NO	YDS	LG	TD	PD	FF	FR	TD	YDS	TK	S	A	FF	FR	S	A
2020	Ravens	2	0	0	0	0	0	0	0.0	0.0	0	0	0	0	0	0	0	0	0	0	1	0	1	0	0	0	0
2022	Ravens	1	0	0	0	0	0	0	0.0	0.0	0	0	0	0	0	0	0	0	0	0	1	1	0	0	0	0	0
2023	Packers	2	0	0	0	0	0	0	0.0	0.0	0	0	0	0	0	0	0	0	0	0	1	1	0	0	0	0	0
2024	Ravens	2	0	0	0	0	0	0	0.0	0.0	0	0	0	0	0	0	0	0	0	0	1	0	1	0	0	0	0
NFL TOTALS		7	0	0	0	0	0	0	0.0	0.0	0	0	0	0	0	0	0	0	0	0	4	2	2	0	0	0	0

SINGLE-GAME HIGHS: DEFENSIVE

Total Tackles 2 at New York Jets, Sep 29, 2024
2 vs. Pittsburgh Steelers, Sep 15, 2024
...2 more at 2.

Solo Tackles 2 vs. Pittsburgh Steelers, Sep 15, 2024
1 at New York Jets, Sep 29, 2024
...1 more at 1.

Special Teams Tackles 2 vs. Cincinnati Bengals, Nov 07, 2024
2 at Pittsburgh Steelers, Nov 12, 2023
...2 more at 2.

2025 GXG REGULAR SEASON (PACKERS)

DATE	OPPONENT	P/S	TK	S	A	SK	YDS	INT	PD	FF	FR
09/07	Lions										
09/11	Commanders										
09/21	at Browns										
09/28	at Cowboys										
10/12	Bengals										
10/19	at Cardinals										
10/26	at Steelers										
11/02	Panthers	P	0	0	0	0.0	0.0	0	0	0	0
11/10	Eagles	P	0	0	0	0.0	0.0	0	0	0	0
11/16	at Giants	P	0	0	0	0.0	0.0	0	0	0	0
2025 TOTALS		3-0	0	0	0	0.0	0.0	0	0	0	0

DANIEL WHELAN 19

PUNTER
UC DAVIS

Third NFL Season | Third Packers Season



Ht: 6-5 | Wt: 216 | Born: February 10, 1999 | NFL Games Played/Started: 44/0 | Acquired: FA-23

AT A GLANCE

- » Has registered two of the top three single-season averages for punting in franchise history, posting a 46.2-yard average in 2023 (No. 2) and a 46.1-yard mark last season (No. 3).
- » Among players with 100-plus punts, has posted the top career punting average (46.2) and the top net punting average (40.0) in team history.
- » In 2024, became the first punter in team history to average 46-plus yards per punt and 40-plus net yards per punt in a single season.
- » Posted 22 punts of 50-plus yards in 2023, tied for the third most in a season by a Green Bay punter since 2000 behind only Jon Ryan (24 in 2006) and Justin Vogel (23 in 2017).
- » In 2023, became the first Irish-born player to play in the NFL since 1985 (Cardinals K Neil O'Donoghue).
- » Played for the D.C. Defenders in 2023, earning All-XFL honors after ranking No. 3 in the league in both punting average (45.6) and punts inside the 20 (11).
- » Played in 47 games in five seasons (2017-21) at UC-Davis, finishing his career ranked No. 1 in school history in punting average (44.0) and punts inside the 20 (86).
- » Moved to California with his mother when he was 13 years old and earned All-Southern Section and All-DeAnza League honors in both of his final two years at Rancho Mirage (Calif.) High School.

2025 SEASON: Has played in all 10 games, punting 31 times for 1,576 yards (50.8-yard gross average, 41.8-yard net average), with nine punts inside the 20...His gross average of 50.8 yards per punt ranks No. 2 in the NFL...Has 19 punts of 50-plus yards, tied for the second most by a Packer through 10 games since 2000 (Jon Ryan, 22).

Vs. Detroit (Sept. 7): Punted three times for a total of 164 yards (54.7 avg.), placing two punts inside the 20 and recording a long of 65 yards. His two punts of 60 plus yards tied a career high.

Vs. Washington (Sept. 11): Punted four times for 213 yards (53.3 avg.), recording a long of 55 yards.

At Cleveland (Sept. 21): Punted five times for 265 yards (53.0 avg.), recording a long of 63 yards and a net average of 46.0 yards.

At Dallas (Sept. 28): Punted twice for 83 yards (41.5 avg.), with both punts placed inside the 20, including a punt in the second quarter that was downed at the Dallas 5.

Vs. Cincinnati (Oct. 12): Punted twice for 91 yards (45.5 avg.), placing a punt inside the 20 and recording a long of 56 yards.

At Arizona (Oct. 19): Punted three times for 174 yards for a season-high average of 58.0 yards per punt. Held for K Lucas Havrisik on his franchise-record 61-yard FG at the end of the first half.

At Pittsburgh (Oct. 26): Punted three times for 152 yards (50.7 avg.), placing a punt inside the 20 and posting a long of 56 yards.

Vs. Carolina (Nov. 2): Was active but did not punt.

Vs. Philadelphia (Nov. 10): Punted five times for 239 yards (47.8 avg.), placing a punt inside the 10 and recording a long of 59 yards.

At N.Y. Giants (Nov. 16): Punted four times for 195 yards (48.8 gross avg., 44.5 net avg.), placing a pair of punts inside the 20 and recording a long of 61 yards.

REGULAR-SEASON COMPARISON: PUNTING - MINNESOTA VIKINGS

DATE	OPP	W/L	GP/GS	NO.	YDS.	AVG.	TB	IN20	LG
10/29/23	GB vs. MIN	L	P	4	207	51.8	0	0	59
12/31/23	GB @ MIN	W	P	2	99	49.5	0	0	54
9/29/24	GB vs. MIN	L	P	3	180	60.0	0	2	74
12/29/24	GB @ MIN	L	P	4	169	42.3	0	1	50
TOTALS		1/3	4/0	13	655	50.4	0	3	74

DANIEL WHELAN'S NFL REGULAR-SEASON PUNTING STATISTICS

DATE	TEAM	GP	NO.	YDS.	AVG.	OPP. RET.	YDS.	NET YDS.	AVG.	TB	IN20	LG	BK
2023	Packers	17	57	2,634	46.2	23	270	2,264	39.7	5	18	68	0
2024	Packers	17	56	2,582	46.1	20	229	2,253	40.2	5	22	74	0
2025	Packers	10	31	1,576	50.8	15	179	1,297	41.8	5	9	65	0
NFL TOTALS		44	144	6,792	47.2	58	678	5,814	40.4	15	49	74	0

DANIEL WHELAN'S NFL POSTSEASON PUNTING STATISTICS

DATE	TEAM	GP	NO.	YDS.	AVG.	OPP. RET.	YDS.	NET YDS.	AVG.	TB	IN20	LG	BK
2023	Packers	2	4	155	38.8	0	0	155	38.8	0	3	42	0
2024	Packers	1	2	100	50.0	2	11	89	44.5	0	0	50	0
NFL TOTALS		3	6	255	42.5	2	11	244	40.7	0	3	50	0

SINGLE-GAME HIGHS: PUNTER

Punts	5 vs. Philadelphia Eagles, Nov 10, 2025
	5 at Cleveland Browns, Sep 21, 2025
	...6 more at 5.
Gross Punting Yards	284 vs. Houston Texans, Oct 20, 2024
	265 at Cleveland Browns, Sep 21, 2025
	60.0 vs. Minnesota Vikings, Sep 29, 2025
Gross Punting Avg	58.0 at Arizona Cardinals, Oct 19, 2025
	258 vs. Houston Texans, Oct 20, 2024
	232 vs. Detroit Lions, Sep 28, 2023
Net Punting Yards	

Net Punting Avg	51.6 vs. Houston Texans, Oct 20, 2024
	46.4 vs. Detroit Lions, Sep 28, 2023
	74 vs. Minnesota Vikings, Sep 29, 2024
Longest Punts	68 at Chicago Bears, Sep 10, 2023
	4 at Detroit Lions, Nov 23, 2023
	3 vs. Miami Dolphins, Nov 28, 2024
Inside the 20	
...2 more at 3.	


2025 GXG REGULAR SEASON (PACKERS)

			OPP.					NET						
DATE	OPPONENT		NO.	YDS.	AVG.	RET.	YDS.	YDS.	AVG	TB	IN20	LG	BK	
09/07	Lions	P	3	164	54.7	2	19	145	48.3	0	2	65	0	
09/11	Commanders	P	4	213	53.3	3	50	143	35.8	1	0	55	0	
09/21	at Browns	P	5	265	53.0	2	15	230	46.0	1	0	63	0	
09/28	at Cowboys	P	2	83	41.5	0	0	83	41.5	0	2	43	0	
10/12	Bengals	P	2	91	45.5	1	13	78	39.0	0	1	56	0	
10/19	at Cardinals	P	3	174	58.0	1	13	141	47.0	1	0	63	0	
10/26	at Steelers	P	3	152	50.7	2	21	131	43.7	0	1	56	0	
11/02	Panthers	P	0	0	0.0	0	0	0	0.0	0	0	0	0	
11/10	Eagles	P	5	239	47.8	2	31	168	33.6	2	1	59	0	
11/16	at Giants	P	4	195	48.8	2	17	178	44.5	0	2	61	0	
2025 TOTALS			10	31	1,576	50.8	15	179	1,297	41.8	5	9	65	0

JOSH
WHYLE
81

TIGHT END
CINCINNATI

R | First Packers Season

Ht: 6-7 | Wt: 248 | Born: September 8, 1999 | NFL Games Played/Started: 30/8 | Acquired: FA-25

AT A GLANCE

- » Played in 28 games with seven starts for the Tennessee Titans from 2023-24.
- » Recorded 37 receptions for 342 yards (9.2 avg.) and two TDs in his time with the Titans.
- » Also has seen action on special teams, recording four tackles in his career, all of which came in 2024.
- » Selected by Tennessee in the fifth round (No. 147 overall) of the 2023 NFL Draft.

2025 SEASON: Has played in two games with one start, seeing action on offense and special teams...Has posted a 2-yard TD reception...Spent the first nine weeks of the season on Green Bay's practice squad before being signed to the active roster on Nov. 4.

Vs. Philadelphia (Nov. 10): Appeared on six snaps on offense and three on special teams in his Green Bay debut.

At N.Y. Giants (Nov. 16): Made his first start in a Green Bay uniform as the Packers opened with two TEs, appearing on 20 plays and posting a 2-yard TD catch from QB Jordan Love early in the third quarter.

REGULAR-SEASON COMPARISON: RECEIVING - MINNESOTA VIKINGS											
DATE	OPP	W/L	GP/GS	REC	YDS.	AVG.	TD	LG	TGTS	YAC	
11/17/24	TEN vs. MIN	L	P	1	6	6.0	0	6	1	1	
TOTALS		0/1	1/0	1	6	6.0	0	6	1	1	

JOSH WHYLE'S NFL REGULAR-SEASON RUSHING/RECEIVING STATISTICS													
DATE	TEAM	GP	GS	RECEIVING				RUSHING					
				NO.	YDS.	AVG.	LG	TD	NO.	YDS.	AVG.	LG	TD
2023	Titans	11	3	9	94	10.4	24	1	0	0	0.0	0	0
2024	Titans	17	4	28	248	8.9	33	1	0	0	0.0	0	0
2025	Packers	2	1	1	2	2.0	2t	1	0	0	0.0	0	0
NFL TOTALS		30	8	38	344	9.1	33	3	0	0	0.0	0	0

JOSH WHYLE'S NFL REGULAR-SEASON RETURN STATISTICS											
DATE	TEAM	KICKOFF RETURNS					PUNT RETURNS				
		RET.	YDS.	AVG.	LG	TD	NO.	FC	YDS.	AVG.	LG
2023	Titans	0	0	0.0	0	0	0	0	0	0.0	0
2024	Titans	0	0	0.0	0	0	0	0	0	0.0	0
2025	Packers	0	0	0.0	0	0	0	0	0	0.0	0
NFL TOTALS		0	0	0.0	0	0	0	0	0	0.0	0


SINGLE-GAME HIGHS: RECEIVING					
Receptions	2 at Tampa Bay Buccaneers, Nov 12, 2023	All-Purpose Yards	26 vs. Cincinnati Bengals, Oct 01, 2023		
Receiving Yards	2 vs. Cincinnati Bengals, Oct 01, 2023		16 vs. Indianapolis Colts, Dec 03, 2023		
	26 vs. Cincinnati Bengals, Oct 01, 2023	Special Teams Tackles	1 at Indianapolis Colts, Oct 08, 2023		
	16 vs. Indianapolis Colts, Dec 03, 2023	Most TDs	1 at New York Giants, Nov 16, 2025		
Longest Receptions	33 at Detroit Lions, Oct 27, 2024		1 vs. Cincinnati Bengals, Dec 15, 2024		
	24 vs. Cincinnati Bengals, Oct 01, 2023		...1 more at 1.		
Receiving TDs	1 vs. Cincinnati Bengals, Oct 01, 2023	Scrimmage Yards	26 vs. Cincinnati Bengals, Oct 01, 2023		
			16 vs. Indianapolis Colts, Dec 03, 2023		
			...1 more at 16.		

2025 GXG REGULAR SEASON (PACKERS)													
DATE	OPPONENT	P/S	RECEIVING					RUSHING					
			NO.	YDS.	AVG.	LG	TD	NO.	YDS.	AVG.	LG	TD	
09/07	Lions							PRACTICE SQUAD					
09/11	Commanders							PRACTICE SQUAD					
09/21	at Browns							PRACTICE SQUAD					
09/28	at Cowboys							PRACTICE SQUAD					
10/12	Bengals							PRACTICE SQUAD					
10/19	at Cardinals							PRACTICE SQUAD					
10/26	at Steelers							PRACTICE SQUAD					
11/02	Panthers							PRACTICE SQUAD					
11/10	Eagles	P	0	0	0.0	0	0	0	0	0.0	0	0	
11/16	at Giants	S	1	2	2.0	2t	1	0	0	0.0	0	0	
2025 TOTALS		2-1	1	2	2.0	2t	1	0	0	0.0	0	0	

DONTAYVION
WICKS
13

WIDE RECEIVER
VIRGINIA

Third NFL Season | Third Packers Season



 **Ht: 6-1 | Wt: 206 | Born: June 16, 2001 | NFL Games Played/Started: 40/16 | Acquired: D5b-23**

- AT A GLANCE
- » Is one of just six players in team history to register four-plus TD catches in both of first two seasons in the league, joining WRs Don Hutson (1935-36), Billy Howton (1952-53), James Lofton (1978-79), Christian Watson (2022-23) and Jayden Reed (2023-24).
 - » Led the team with seven TD catches at Lambeau Field over the past two seasons (2023-24).
 - » Ranked No. 3 on the team with 39 receptions for 581 yards (14.9 avg.) and four TDs in 2023, finishing No. 2 in the league in yards per catch among rookies.
 - » Posted a team-high 18 explosive receptions (16-plus yards), the most by a Packers rookie dating back to 2000 and tied for No. 4 among NFL rookies in 2023.
 - » Of his 39 receptions in 2023, 18 went for 16-plus yards, a 46.2 percentage that ranked No. 4 in the NFL among players with two-plus catches a game. Dating back to 2000, his 46.2 mark was the top percentage posted by a Packer with 30-plus receptions.
 - » Set the University of Virginia single-season school record for receiving yards with 1,203 yards on 57 catches (21.1 avg.) in 2021, surpassing WR Herman Moore's mark of 1,190 yards in 1990.
 - » His average of 21.1 yards per reception in 2021 led the Atlantic Coast Conference and ranked No. 5 in the country.

2025 SEASON: Has played in eight games with five starts and has posted 18 receptions for 181 yards (10.1 avg.)...Has picked up first downs on 13 of his 18 catches (72.2 pct.)...Was inactive (calf) for two contests (Weeks 8-9).

Vs. Detroit (Sept. 7): Played 22 snaps and posted two receptions for 30 yards (15.0 avg.), with both of the catches picking up first downs.

Vs. Washington (Sept. 11): Started and appeared on 47 snaps, hauling in four passes for 44 yards (11.0 avg.), with all four grabs picking up first downs.

At Cleveland (Sept. 21): Started and played 44 of 65 snaps, hauling in two passes for 21 yards (10.5 avg.), including a 16-yard grab on third-and-7 late in the third quarter down to the Cleveland 3 that set up QB Jordan Love's TD pass to TE John FitzPatrick three plays later.

At Dallas (Sept. 28): Started and played 64 of 83 snaps, posting two receptions for 19 yards (9.5 avg.), with both coming in overtime.

REGULAR-SEASON COMPARISON: RECEIVING - MINNESOTA VIKINGS										
DATE	OPP	W/L	GP/GS	REC	YDS.	AVG.	TD	LG	TGTS	YAC
10/29/23	GB vs. MIN	L	P	2	28	14.0	0	17	4	5
9/29/24	GB vs. MIN	L	P	5	78	15.6	2	36	13	22
12/29/24	GB @ MIN	L	S	4	43	10.8	0	18	5	5
TOTALS		0/3	3/1	11	149	13.5	2	36	22	32

DONTAYVION WICKS' NFL REGULAR-SEASON RECEIVING STATISTICS

RECEIVING								
DATE	TEAM	GP	GS	NO.	YDS.	AVG.	LG	TD
2023	Packers	15	6	39	581	14.9	35	4
2024	Packers	17	5	39	415	10.6	36	5
2025	Packers	8	5	18	181	10.1	20	0
NFL TOTALS		40	16	96	1,177	12.3	36	9

DONTAYVION WICKS' NFL POSTSEASON RECEIVING STATISTICS

RECEIVING								
DATE	TEAM	GP	GS	NO.	YDS.	AVG.	LG	TD
2023	Packers	2	2	2	25	12.5	20t	1
2024	Packers	1	1	2	39	19.5	29	0
NFL TOTALS		3	3	4	64	16.0	29	1

SINGLE-GAME HIGHS: RUSHING/RECEIVING

Longest Runs 1 at Denver Broncos, Oct 22, 2023
Receptions 6 vs. Chicago Bears, Jan 07, 2024
6 vs. Tampa Bay Buccaneers, Dec 17, 2023
97 vs. Tampa Bay Buccaneers, Dec 17, 2023
91 vs. Los Angeles Chargers, Nov 19, 2023

Receiving Average 30.3 vs. Los Angeles Chargers, Nov 19, 2023
17.0 at Pittsburgh Steelers, Nov 12, 2023
Longest Receptions 36 vs. Minnesota Vikings, Sep 29, 2024
35 vs. Los Angeles Chargers, Nov 19, 2023
Receiving TDs 2 vs. Minnesota Vikings, Sep 29, 2024
2 vs. Chicago Bears, Jan 07, 2024

2025 GXG REGULAR SEASON (PACKERS)

DATE	OPPONENT	P/S	RECEIVING					RUSHING				
			NO.	YDS.	AVG.	LG	TD	NO.	YDS.	AVG.	LG	TD
09/07	Lions	P	2	30	15.0	16	0	0	0	0.0	0	0
09/11	Commanders	S	4	44	11.0	14	0	0	0	0.0	0	0
09/21	at Browns	S	2	21	10.5	16	0	0	0	0.0	0	0
09/28	at Cowboys	S	2	19	9.5	15	0	0	0	0.0	0	0
10/12	Bengals	S	2	15	7.5	9	0	0	0	0.0	0	0
10/19	at Cardinals	P	1	5	5.0	5	0	0	0	0.0	0	0
10/26	at Steelers											
11/02	Panthers											
11/10	Eagles	S	4	38	9.5	20	0	0	0	0.0	0	0
11/16	at Giants	P	1	9	9.0	9	0	0	0	0.0	0	0
2025 TOTALS			8-5	18	181	10.1	20	0	0	0	0.0	0

EVAN
WILLIAMS

33

SAFETY
OREGON



Second NFL Season | Second Packers Season

Ht: 5-11 | Wt: 200 | Born: July 28, 2001 | NFL Games Played/Started: 23/15 | Acquired: D4-24

- AT A GLANCE
- » Was named to the All-Rookie team by the Pro Football Writers of America in 2024 after playing in 13 games with six starts and posting 47 tackles (30 solo), a tackle for a loss, an interception, three passes defended and a forced fumble.
 - » Snagged his first career INT to seal the victory for Green Bay vs. Indianapolis in Week 2, becoming the first Packer to register an INT within his first two NFL games since S Jeron McMillian in 2012.
 - » Made his first career start in Week 5 at the L.A. Rams, posting career highs in tackles (10) and passes defended (two) as he became the first Green Bay rookie with 10-plus tackles and multiple passes defended in a game since S Nick Collins in 2005.
 - » Played four seasons at Fresno State (2019-22) and one season at Oregon (2023) and was selected to an all-conference team in each of his final four seasons in college.
 - » Overall, saw action in 52 games with 45 starts in five seasons (2019-23), recording 307 tackles (214 solo), 16 tackles for a loss, 5½ sacks, four QB hurries, four interceptions, 16 passes defended, four forced fumbles and five fumble recoveries.
 - » Was named the CIF-Central Coast Section All-Around Player of the Year and the West Catholic Athletic League Player of the Year in 2018 at St. Francis High School (Mountain View, Calif.).

2025 SEASON: Has played in all 10 games with nine starts, recording a career-high 58 tackles (29 solo), three tackles for a loss, two interceptions, a fumble recovery and two Next Gen Stat QB pressures, along with three passes defended...His two interceptions are tied for No. 1 on the team...Ranks No. 4 on the team in total tackles and No. 2 among defensive backs...Ranks No. 2 on the team with nine special teams tackles.

Vs. Detroit (Sept. 7): Played 56 defensive snaps and recorded three tackles (one solo), an interception and a pass defended. Picked off a pass from QB Jared Goff in the second quarter when he jumped in front of WR Amon-Ra St. Brown at the Green Bay 13. Also saw action on 10 special teams snaps.

Vs. Washington (Sept. 11): Started and played all 69 defensive snaps, recording four tackles (two solo) and a NGS QB pressure. Also saw action on 11 special teams snaps, posting a tackle.

At Cleveland (Sept. 21): Started and played 63 defensive snaps, finishing tied for No. 2 on the team with six tackles (four solo). Also appeared on eight special teams snaps.

At Dallas (Sept. 28): Started and played all 69 snaps on defense, finishing No. 2 on the team with nine tackles (five solo). His nine total tackles and five solo tackles were the second-highest single-game totals of his career. Also saw action on nine special teams snaps and added a tackle.

Vs. Cincinnati (Oct. 12): Started and played all 65 snaps on defense, recording a tackle for a loss and finishing tied for No. 3 on the team with six tackles (two solo), with three of his tackles coming within 2 yards of the line of scrimmage. Combined with LB Isaiah McDuffie to stop RB Chase Brown for a loss of a yard on a fourth-quarter run. Also appeared on eight special teams snaps and added a tackle.

At Arizona (Oct. 19): Started and played 64 snaps on defense, registering seven tackles (three solo), a pass defended, a fumble recovery and a NGS QB pressure. In the third quarter, recovered a fumble by QB Jacoby Brissett that led to a Green Bay touchdown four plays later. Also played eight snaps on special teams and added a tackle.

At Pittsburgh (Oct. 26): Started and played 49 defensive snaps, recording two solo tackles. Also saw action on 11 special teams snaps and registered a career-high two tackles.

Vs. Carolina (Nov. 2): Started and appeared on 51 defensive snaps, finishing tied for No. 3 on the team with seven tackles (two solo). Also played four special teams snaps and added a tackle.

Vs. Philadelphia (Nov. 10): Started and played 54 snaps on defense, posting six tackles (tied for No. 2 on the team) and tied for a team high with a career-best two tackles for a loss. Five of his six tackles came within 3 yards of the line of scrimmage, including two stops of RB Saquon Barkley behind the line of scrimmage. Also saw action on seven special teams snaps and posted a tackle.

At N.Y. Giants (Nov. 16): Started and appeared on 66 defensive snaps, posting eight tackles (four solo), an interception and a pass defended. His eight tackles tied for No. 2 on the team. Intercepted QB Jameis Winston in the end zone in the final minute of the fourth quarter to help secure the victory. Also played nine special teams snaps and registered a tackle on the opening kickoff. Became the first Packer to have at least eight tackles, an interception and a special teams tackle in a game since S Morgan Burnett (Dec. 11, 2016).

REGULAR-SEASON COMPARISON: DEFENSIVE - MINNESOTA VIKINGS

DATE	OPP	TACKLES										MISC					
		W/L	GP/GS	TOT	SOLO	ASST	SACK	YDS.	INT	TFL	PD	QBH	TD	FF	FR		
9/29/24	GB vs. MIN	L	P	0	0	0	0.0	0.0	0	0	0	0	0	0	0	0	0
TOTALS		0/1	1/0	0	0	0	0.0	0.0	0	0	0	0	0	0	0	0	0

EVAN WILLIAMS' NFL REGULAR-SEASON DEFENSIVE STATISTICS

YEAR	TEAM	TACKLES										INTERCEPTIONS										ST				MISC			
		GP	GS	TK	S	A	TFL	YDS	SK	YDS	QBH	NO	YDS	LG	TD	PD	FF	FR	TD	YDS	TK	S	A	FF	FR	S	A		
2024	Packers	13	6	47	30	17	1	2	0.0	0.0	0	1	1	0	3	1	0	0	0	2	11	1	0	0	0	0	0		
2025	Packers	10	9	58	29	29	3	4	0.0	0.0	0	2	0	0	3	0	1	0	0	9	18	0	0	0	0	0	0		
NFL TOTALS		23	15	105	59	46	4	6	0.0	0.0	0	3	1	1	0	6	1	1	0	11	29	1	0	0	0	0	0		

EVAN WILLIAMS' NFL POSTSEASON DEFENSIVE STATISTICS

YEAR	TEAM	GP	GS	TACKLES							INTERCEPTIONS										ST				MISC	
				TK	S	A	TFL	YDS	SK	YDS	QBH	NO	YDS	LG	TD	PD	FF	FR	TD	YDS	TK	S	A	FF	FR	S
2024	Packers	1	1	4	2	2	0	0	0.0	0.0	0	0	0	0	1	0	0	0	0	0	0	0	0	0	0	0
NFL TOTALS		1	1	4	2	2	0	0	0.0	0.0	0	0	0	0	1	0	0	0	0	0	0	0	0	0	0	0

SINGLE-GAME HIGHS: DEFENSIVE

Total Tackles 10 at Los Angeles Rams, Oct 06, 2024
9 at Dallas Cowboys, Sep 28, 2025
...1 more at 9.

Solo Tackles 6 vs. Houston Texans, Oct 20, 2024
5 at Dallas Cowboys, Sep 28, 2025
...1 more at 5.

Passes Defensed 2 at Los Angeles Rams, Oct 06, 2024
1 at New York Giants, Nov 16, 2025
...3 more at 1.

Forced Fumbles 1 vs. Arizona Cardinals, Oct 13, 2024

Fumble Recoveries 1 at Arizona Cardinals, Oct 19, 2025

Tackles For Loss 2 vs. Philadelphia Eagles, Nov 10, 2025
1 vs. Cincinnati Bengals, Oct 12, 2025
...1 more at 1.

Interceptions 1 at New York Giants, Nov 16, 2025
1 vs. Detroit Lions, Sep 07, 2025
...1 more at 1.

Special Teams Tackles 2 at Pittsburgh Steelers, Oct 26, 2025
1 vs. Philadelphia Eagles, Nov 10, 2025
...7 more at 1.

2025 GXG REGULAR SEASON (PACKERS)

DATE	OPPONENT	P/S	TK	S	A	SK	YDS	INT	PD	FF	FR	
09/07	Lions	P	3	1	2	0	0	1	1	0	0	
09/11	Commanders	S	4	2	2	0	0	0	0	0	0	
09/21	at Browns	S	6	4	2	0	0	0	0	0	0	
09/28	at Cowboys	S	9	5	4	0	0	0	0	0	0	
10/12	Bengals	S	6	2	4	0	0	0	0	0	0	
10/19	at Cardinals	S	7	3	4	0	0	0	1	0	1	
10/26	at Steelers	S	2	2	0	0	0	0	0	0	0	
11/02	Panthers	S	7	2	5	0	0	0	0	0	0	
11/10	Eagles	S	6	4	2	0	0	0	0	0	0	
11/16	at Giants	S	8	4	4	0	0	1	1	0	0	
2025 TOTALS			10-9	58	29	29	0	0	2	3	0	1

JOHN WILLIAMS

73

GUARD
CINCINNATI

Rookie



Ht: 6-4 | Wt: 322 | Born: January 17, 2002 | Acquired: D7b-25

AT A GLANCE

- » Appeared in 52 games with 27 starts during his five seasons at Cincinnati, starting all 24 contests at left tackle over his final two seasons (2023-24).
- » Started all 12 games at LT in 2024, allowing only one QB hit on 823 snaps and ranking No. 4 in the Big 12 among tackles with an 85.2 pass blocking grade (per Pro Football Focus).
- » Opened all 12 contests at LT in 2023 and helped the Bearcats rank No. 5 in the country in rushing offense (217.1 ypg).
- » Was part of a line that helped Cincinnati rank No. 14 in the country in rushing offense over his final two seasons (2023-24).
- » Appeared in 12 games with three starts at LT in 2021 as the Bearcats became the first Group of 5 team to advance to the College Football Playoff.
- » Became just the second offensive lineman from the University of Cincinnati to be drafted by the Packers in franchise history (G Jay Bachman in the fifth round in 1967).

2025 SEASON: Placed on reserve/physically unable to perform on Aug. 26.

2025 GXG REGULAR SEASON (PACKERS)

DATE	OPPONENT	P/S
09/07	Lions	RESERVE/PUP
09/11	Commanders	RESERVE/PUP
09/21	at Browns	RESERVE/PUP
09/28	at Cowboys	RESERVE/PUP
10/12	Bengals	RESERVE/PUP
10/19	at Cardinals	RESERVE/PUP
10/26	at Steelers	RESERVE/PUP
11/02	Panthers	RESERVE/PUP
11/10	Eagles	RESERVE/PUP
11/16	at Giants	RESERVE/PUP
2025 TOTALS	0-0	

JOHN WILLIAMS' COLLEGE STATISTICS

DATE	TEAM	GP	GS
2020	Cincinnati	4	0
2021	Cincinnati	12	3
2022	Cincinnati	12	0
2023	Cincinnati	12	12
2024	Cincinnati	12	12
TOTALS		52	27



SAVION WILLIAMS

83

WIDE RECEIVER
TCU

Rookie



Ht: 6-4 | Wt: 222 | Born: November 22, 2001 | NFL Games Played/Started: 10/0 | Acquired: D3-25

AT A GLANCE

- » First name is pronounced SAY-vee-on.
- » Appeared in 52 games with 41 starts in five seasons at TCU, finishing his career with 137 receptions for 1,655 yards (12.1 avg.) and 14 TDs along with 384 rushing yards and six TDs on 62 carries (6.2 avg.).
- » Earned All-Big 12 honorable mention in 2024 after posting a career-high 60 catches for a career-best 611 yards (10.2 avg.) and a career-high six TDs while adding 322 rushing yards and six TDs on 51 carries (6.3 avg.).
- » In 2024, became the first FBS player to register six-plus receiving TDs (six), six-plus rushing TDs (six) and a passing TD (one) in a season since North Carolina State WR Jaylen Samuels in 2016.
- » Was one of only two players in the country (Texas RB Jaydon Blue) to post six-plus receiving TDs and six-plus rushing TDs in 2024.
- » Selected by the Packers in the third round (No. 87 overall) of the 2025 NFL Draft, the first wide receiver to be picked by Green Bay out of TCU since Cory Rodgers (seventh round) in 2006.
- » Played quarterback at Marshall (Texas) High School and led the Mavericks to a district championship as a senior in 2019.

2025 SEASON: Has played in all 10 games, recording 10 receptions for 78 yards (7.8 avg.) and a TD, 28 rushing yards on eight carries (3.5 avg.) and a 25.8-yard average on 23 kickoff returns...Has registered a tackle on special teams.

Vs. Detroit (Sept. 7): Appeared on three plays on offense and three on special teams in his NFL debut, posting a 1-yard catch and two kickoff returns for 39 yards (19.5 avg.).

Vs. Washington (Sept. 11): Played 11 snaps on offense and five on special teams, rushing for 24 yards on two carries (12.0 avg.) while adding a 30-yard kickoff return and a tackle on special teams.

At Cleveland (Sept. 21): Appeared on six plays on offense and three on special teams, carrying the ball twice for the loss of a yard (-0.5 avg.) while returning three kickoffs for 78 yards (26.0 avg.), highlighted by a career-long 35-yard return to the Cleveland 40 late in the fourth quarter.

At Dallas (Sept. 28): Played 10 snaps on offense and seven on special teams, posting a career-high three catches for 22 yards (7.3 avg.), a 1-yard run and a 24-yard kickoff return.

Vs. Cincinnati (Oct. 12): Appeared on seven plays on offense and four on special teams, posting a 3-yard carry and a career-high 32-yard average on three kickoff returns.

At Arizona (Oct. 19): Played four snaps on offense and six on special teams, returning three kickoffs for 72 yards (24.0 avg.).

At Pittsburgh (Oct. 26): Appeared on 12 plays on offense and six on special teams, scoring his first NFL touchdown on an 8-yard pass from QB Jordan Love midway through the third quarter. Also returned four kickoffs for 97 yards (24.3 avg.).

Vs. Carolina (Nov. 2): Played 19 snaps on offense and three on special teams, posting two receptions for 12 yards (6.0 avg.) and three kickoff returns for 68 yards (22.7 avg.).

Vs. Philadelphia (Nov. 10): Appeared on six plays on offense and caught two passes for 2 yards (1.0 avg.) while adding two kickoff returns for 57 yards (28.5 avg.).

At N.Y. Giants (Nov. 16): Played two snaps on offense and four on special teams. Posted a career-long 33-yard reception on a third-and-10 on Green Bay's game-winning drive in the fourth quarter, making a leaping grab over CB Cor'Dale Flott at the Giants' 20. Also recorded a 33-yard kickoff return.

SAVION WILLIAMS' NFL REGULAR-SEASON RUSHING/RECEIVING STATISTICS

DATE	TEAM	GP	GS	RECEIVING					RUSHING				
				NO.	YDS.	AVG.	LG	TD	NO.	YDS.	AVG.	LG	TD
2025	Packers	10	0	10	78	7.8	33	1	8	28	3.5	16	0
NFL TOTALS		10	0	10	78	7.8	33	1	8	28	3.5	16	0

SAVION WILLIAMS' NFL REGULAR-SEASON RETURN STATISTICS

KICKOFF RETURNS							PUNT RETURNS					
DATE	TEAM	RET.	YDS.	AVG.	LG	TD	NO.	FC	YDS.	AVG.	LG	TD
2025	Packers	23	594	25.8	36	0	0	0	0	0.0	0	0
NFL TOTALS		23	594	25.8	36	0	0	0	0	0.0	0	0



SINGLE-GAME HIGHS: RUSHING/RECEIVING

Rush Attempts	2 at Cleveland Browns, Sep 21, 2025
	2 vs. Washington Commanders, Sep 11, 2025
Rushing Yards	24 vs. Washington Commanders, Sep 11, 2025
	3 vs. Cincinnati Bengals, Oct 12, 2025
Longest Runs	16 vs. Washington Commanders, Sep 11, 2025
	8 vs. Washington Commanders, Sep 11, 2025
Receptions	3 at Dallas Cowboys, Sep 28, 2025
	2 vs. Philadelphia Eagles, Nov 10, 2025
	...1 more at 2.
Receiving Yards	33 at New York Giants, Nov 16, 2025
	22 at Dallas Cowboys, Sep 28, 2025
Receiving Average	7.3 at Dallas Cowboys, Sep 28, 2025
Longest Receptions	33 at New York Giants, Nov 16, 2025
	16 at Dallas Cowboys, Sep 28, 2025

All-Purpose Yards	106 at Pittsburgh Steelers, Oct 26, 2025
	99 vs. Cincinnati Bengals, Oct 12, 2025
Kickoff Returns	4 at Pittsburgh Steelers, Oct 26, 2025
	3 vs. Carolina Panthers, Nov 02, 2025
	...3 more at 3.
Kickoff Return Yards	97 at Pittsburgh Steelers, Oct 26, 2025
	96 vs. Cincinnati Bengals, Oct 12, 2025
Longest Kickoff Return	36 vs. Cincinnati Bengals, Oct 12, 2025
	35 at Cleveland Browns, Sep 21, 2025
Kickoff Return Average	24.3 at Pittsburgh Steelers, Oct 26, 2025
Most TDs	1 at Pittsburgh Steelers, Oct 26, 2025
Scrimmage Yards	33 at New York Giants, Nov 16, 2025
	24 vs. Washington Commanders, Sep 11, 2025

2025 GXG REGULAR SEASON (PACKERS)

		RECEIVING							RUSHING						
DATE	OPPONENT	P/S	NO.	YDS.	AVG.	LG	TD		NO.	YDS.	AVG.	LG	TD		
09/07	Lions	P	1	1	1.0	1	0		0	0	0.0	0	0		
09/11	Commanders	P	0	0	0.0	0	0		2	24	12.0	16	0		
09/21	at Browns	P	0	0	0.0	0	0		2	-1	-0.5	2	0		
09/28	at Cowboys	P	3	22	7.3	16	0		1	1	1.0	1	0		
10/12	Bengals	P	0	0	0.0	0	0		1	3	3.0	3	0		
10/19	at Cardinals	P	0	0	0.0	0	0		0	0	0.0	0	0		
10/26	at Steelers	P	1	8	8.0	8t	1		1	1	1.0	1	0		
11/02	Panthers	P	2	12	6.0	6	0		1	0	0.0	0	0		
11/10	Eagles	P	2	2	1.0	2	0		0	0	0.0	0	0		
11/16	at Giants	P	1	33	33.0	33	0		0	0	0.0	0	0		
2025 TOTALS		10-0	10	78	7.8	33	1		8	28	3.5	16	0		

MALIK
WILLIS
2

QUARTERBACK
LIBERTY

Fourth NFL Season | Second Packers Season



Ht: 6-1 | Wt: 225 | Born: May 25, 1999 | NFL Games Played/Started: 19/5 | Acquired: T-24 (Ten.)



AT A GLANCE

- » Connected on 40 of 54 passes (74.1 pct.) for 550 yards and three TDs with no INTs for a 124.8 passer rating last season, the top single-season mark for passer rating in NFL history among QBs with 50-plus attempts.
- » Among QBs with 50-plus attempts, ranked No. 1 in the league in yards per attempt (10.19) in 2024, the top single-season mark (min. 50 att.) since Vikings QB Gus Frerotte (10.62 in 2003).
- » Started two games last season (Weeks 2-3) in place of an injured Jordan Love and became the first NFL quarterback since the 1970 merger to post a 120-plus passer rating and 40-plus rushing yards in both of his first two starts with a team.
- » Became only the fifth QB since the merger with a 120-plus passer rating in both of his first two starts with a team, joining Brad Johnson (1999 with Washington), Jeff George (1994 with Atlanta), Jim Plunkett (1980 with the Oakland Raiders) and John Hadl (1973 with the Los Angeles Rams).
- » Became the first QB to be drafted out of Liberty when he was selected by the Tennessee Titans in the third round (No. 86 overall) of the 2022 NFL Draft.
- » Rushed for 1,822 yards during his two seasons at Liberty (2020-21), the most by any QB in the country over that span, and 27 TDs, tied for No. 1 among QBs.
- » Led the FBS with 74 total TDs in 2020-21, posting 47 passing TDs and 27 rushing TDs over that span.

2025 SEASON: Has served as the No. 2 QB in all 10 contests, seeing action in one game on the season (Week 11)...Has completed 2 of 2 passes (100.0 pct.) for 6 yards and a TD while adding a 16-yard run.

At N.Y. Giants (Nov. 16): Made his season debut in relief of an injured Jordan Love (left shoulder), coming into the game late in the first quarter for seven snaps. Completed both of his passing attempts for 6 yards, including a 1-yard TD pass to WR Christian Watson, and added a 16-yard run to convert a third-and-8 on the drive.

MALIK WILLIS' NFL REGULAR-SEASON PASSING/RUSHING STATISTICS

PASSING															RUSHING				
DATE	TEAM	GP	GS	ATT.	CMP.	PCT.	YDS	AVG.	TD	INT.	LG	SK	LST	RATE	NO.	YDS.	AVG.	LG	TD
2022	Titans	8	3	61	31	50.8	276	4.5	0	3	48	10	49	42.8	27	123	4.6	17	1
2023	Titans	3	0	5	4	80.0	74	14.8	0	0	48	4	30	118.8	5	21	4.2	11	0
2024	Packers	7	2	54	40	74.1	550	10.2	3	0	51	8	37	124.8	20	138	6.9	29	1
2025	Packers	1	0	2	2	100.0	6	3.0	1	0	5	0	0	118.8	1	16	16.0	16	0
TOTALS		19	5	122	77	63.1	906	7.4	4	3	51	22	116	86.3	53	298	5.6	29	2

SINGLE-GAME HIGHS: QUARTERBACK

Pass Attempts 23 vs. Houston Texans, Dec 24, 2022
19 at Tennessee Titans, Sep 22, 2024
Pass Completions 14 vs. Houston Texans, Dec 24, 2022
13 at Tennessee Titans, Sep 22, 2024
202 at Tennessee Titans, Sep 22, 2024
Yards Passing 136 vs. Chicago Bears, Jan 05, 2025
TD Passes 1 at New York Giants, Nov 16, 2025
1 at Jacksonville Jaguars, Oct 27, 2024
...2 more at 1
Long Passes 51 at Jacksonville Jaguars, Oct 27, 2024
48 vs. Baltimore Ravens, Oct 15, 2023
...1 more at 48
Completion Percentage 68.4 at Tennessee Titans, Sep 22, 2024
60.9 vs. Houston Texans, Dec 24, 2022

Passer Rating 152.9 at Jacksonville Jaguars, Oct 27, 2024
126.8 vs. Indianapolis Colts, Sep 15, 2024
8 at Kansas City Chiefs, Nov 06, 2022
Rush Attempts 7 vs. Houston Texans, Dec 24, 2022
73 at Tennessee Titans, Sep 22, 2024
43 vs. Houston Texans, Dec 24, 2022
Rushing Average 6.1 vs. Houston Texans, Dec 24, 2022
5.0 at Kansas City Chiefs, Nov 06, 2022
Longest Runs 29 at Tennessee Titans, Sep 22, 2024
20 at Jacksonville Jaguars, Oct 27, 2024
...1 more at 20
Rushing TDs 1 vs. Houston Texans, Dec 24, 2022

2025 GXG REGULAR SEASON (PACKERS)

DATE	OPPONENT	P/S	PASSING										RUSHING				
			ATT	CMP	YDS	PCT	Y/A	Y/C	TD	INT	LG	SK/YD	RATE	ATT	YDS	LG	TD
09/07	Lions								DID NOT PLAY								
09/11	Commanders								DID NOT PLAY								
09/21	at Browns								DID NOT PLAY								
09/28	at Cowboys								DID NOT PLAY								
10/12	Bengals								DID NOT PLAY								
10/19	at Cardinals								DID NOT PLAY								
10/26	at Steelers								DID NOT PLAY								
11/02	Panthers								DID NOT PLAY								
11/10	Eagles								DID NOT PLAY								
11/16	at Giants	P	2	2	6	100.0	3.0	3.0	1	0	5	0/0	118.8	1	16	16	0
2025 TOTALS		1-0	2	2	6	100.0	3.0	3.0	1	0	5	0/0	118.8	1	16	16	0

EMANUEL WILSON 23

RUNNING BACK
FORT VALLEY STATE

Third NFL Season | Third Packers Season



Ht: 5-10 | Wt: 226 | Born: May 8, 1999 | NFL Games Played/Started: 34/0 | Acquired: FA-23

AT A GLANCE

- » Rushed for 502 yards and four TDs on 103 carries last season, an average of 4.87 yards per attempt that ranked No. 8 in the NFL among running backs with 100-plus attempts in 2024.
- » Posted four games with 50-plus rushing yards on fewer than 15 carries, tied for the fifth most in the NFL last season among RBs.
- » Recorded 11 runs of 12-plus yards in 2024, an explosive-run percentage of 10.7 that ranked No. 6 in the league among RBs (min. 100 att.).
- » Played in seven games for the Packers as a rookie in 2023, posting 85 rushing yards on 14 carries (6.1 avg.) while adding four receptions for 23 yards (5.8 avg.).
- » Led Fort Valley State with 1,371 rushing yards and 17 TDs on 209 carries (6.6 avg.) in 2022 on his way to being named the Southern Intercollegiate Athletic Conference Player of the Year and the conference's Offensive Player of the Year.
- » Started all 17 games he appeared in at Fort Valley State (2021-22), rushing for 2,206 yards and 24 TDs on 356 carries (6.2 avg.) along with 35 receptions for 330 yards (9.4 avg.) and two TDs after beginning his career at Johnson C. Smith University in 2019.

2025 SEASON: Has played in all 10 games and has rushed for 220 yards and a TD on 53 carries (4.2 avg.) while adding 11 catches for 69 yards (6.3 avg.) and a 27-yard kickoff return.

Vs. Detroit (Sept. 7): Appeared on two plays on offense and posted a 4-yard run.

Vs. Washington (Sept. 11): Played five snaps on offense and four on special teams. Posted the first kickoff return of his NFL career, picking up 27 yards on a return in the second quarter.

At Cleveland (Sept. 21): Appeared on 15 plays on offense, rushing for 25 yards on six attempts (4.2 avg.).

At Dallas (Sept. 28): Played 25 snaps on offense, posting a season-high 44 rushing yards on eight carries (5.5 avg.) and a career-best three catches for a career-high 37 yards (12.3 avg.). Finished with 81 yards from scrimmage, his second-best single-game output of his career.

Vs. Cincinnati (Oct. 12): Appeared on 11 plays on offense and rushed for 11 yards on three carries (3.7 avg.).

At Arizona (Oct. 19): Played 19 snaps on offense, carrying the ball six times for 17 yards (2.8 avg.).

At Pittsburgh (Oct. 26): Appeared on 27 snaps on offense, leading the team with a season-high 61 rushing yards on 11 carries (5.5 avg.) with a season-high four rushing first downs, the second-best total of his career.

Vs. Carolina (Nov. 2): Played 21 snaps on offense, posting 16 rushing yards on six attempts (2.7 avg.) along with a 1-yard reception.

Vs. Philadelphia (Nov. 10): Appeared on 14 plays on offense, recording a 2-yard run and a 2-yard reception.

At N.Y. Giants (Nov. 16): Saw his most significant action of the season with RB Josh Jacobs (knee) departing for the day early in the second quarter, appearing on 39 snaps and tying for the team lead with 40 rushing yards and a TD on 11 carries (3.6 avg.). Posted his first TD of the season on an 11-yard run up the middle midway through the second quarter. Also converted a two-point conversion when he caught a pass over the middle from QB Jordan Love late in the fourth quarter to give Green Bay a 27-20 lead.

REGULAR-SEASON COMPARISON: RECEIVING - MINNESOTA VIKINGS

DATE	OPP	W/L	GP/GS	REC	YDS.	AVG.	TD	LG	TGTS	YAC
9/29/24	GB vs. MIN	L	P	0	0	0	0	0	1	0
12/29/24	GB @ MIN	L	P	0	0	0	0	0	0	0
TOTALS		0/2	2/0	0	0	0	0	0	1	0

EMANUEL WILSON'S NFL REGULAR-SEASON RUSHING/RECEIVING STATISTICS

DATE	TEAM	RUSHING						RECEIVING					
		GP	GS	NO.	YDS.	AVG.	LG	TD	NO.	YDS.	AVG.	LG	TD
2023	Packers	7	0	14	85	6.1	31	0	4	23	5.8	9	0
2024	Packers	17	0	103	502	4.9	211	4	11	48	4.4	30t	1
2025	Packers	10	0	53	220	4.2	15	1	11	69	6.3	25	0
NFL TOTALS		34	0	170	807	4.7	31	5	26	140	5.4	30t	1

EMANUEL WILSON'S NFL POSTSEASON RUSHING/RECEIVING STATISTICS

DATE	TEAM	RUSHING						RECEIVING					
		GP	GS	NO.	YDS.	AVG.	LG	TD	NO.	YDS.	AVG.	LG	TD
2023	Packers	2	0	12	36	3.0	8	0	1	11	11.0	11	0
2024	Packers	1	0	3	6	2.0	4	0	1	23	23.0	23	0
NFL TOTALS		3	0	15	42	2.8	8	0	2	34	17.0	23	0



SINGLE-GAME HIGHS: RUSHING/RECEIVING

Rush Attempts 14 vs. Chicago Bears, Jan 05, 2025
12 at Tennessee Titans, Sep 22, 2024

Rushing Yards 73 vs. Chicago Bears, Jan 05, 2025
61 at Pittsburgh Steelers, Oct 26, 2025

Rushing Average 7.7 vs. Arizona Cardinals, Oct 13, 2024
5.6 at Pittsburgh Steelers, Oct 26, 2025

Longest Runs 31 vs. Los Angeles Rams, Nov 05, 2023
21t vs. Chicago Bears, Jan 05, 2025

Rushing TDs 1 at New York Giants, Nov 16, 2025
1 vs. Chicago Bears, Jan 05, 2025
...3 more at 1.

Receptions 3 at Pittsburgh Steelers, Oct 26, 2025
3 at Dallas Cowboys, Sep 28, 2025

Receiving Yards 37 at Dallas Cowboys, Sep 28, 2025
35 at Tennessee Titans, Sep 22, 2024

Receiving Average 12.3 at Dallas Cowboys, Sep 28, 2025
8.7 at Pittsburgh Steelers, Oct 26, 2025

Longest Receptions 30t at Tennessee Titans, Sep 22, 2024
25 at Dallas Cowboys, Sep 28, 2025

Receiving TDs 1 at Tennessee Titans, Sep 22, 2024

Longest Kickoff Return 27 vs. Washington Commanders, Sep 11, 2025

Most TDs 1 at New York Giants, Nov 16, 2025
1 vs. Chicago Bears, Jan 05, 2025
...4 more at 1.

Scrimmage Yards 87 at Pittsburgh Steelers, Oct 26, 2025
85 at Tennessee Titans, Sep 22, 2024

2025 GXG REGULAR SEASON (PACKERS)

DATE	OPPONENT	P/S	RUSHING					RECEIVING					
			NO.	YDS.	AVG.	LG	TD	NO.	YDS.	AVG.	LG	TD	
09/07	Lions	P	1	4	4.0	4	0	0	0	0.0	0	0	
09/11	Commanders	P	0	0	0.0	0	0	0	0	0.0	0	0	
09/21	at Browns	P	6	25	4.2	9	0	0	0	0.0	0	0	
09/28	at Cowboys	P	8	44	5.5	13	0	3	37	12.3	25	0	
10/12	Bengals	P	3	11	3.7	6	0	1	-4	-4.0	-4	0	
10/19	at Cardinals	P	6	17	2.8	8	0	1	-2	-2.0	-2	0	
10/26	at Steelers	P	11	61	5.5	15	0	3	26	8.7	14	0	
11/02	Panthers	P	6	16	2.7	7	0	1	1	1.0	1	0	
11/10	Eagles	P	1	2	2.0	2	0	1	2	2.0	2	0	
11/16	at Giants	P	11	40	3.6	11t	1	1	9	9.0	9	0	
2025 TOTALS			10-0	53	220	4.2	15	1	11	69	6.3	25	0

COLBY WOODEN 96

DEFENSIVE LINEMAN
AUBURN

Third NFL Season | Third Packers Season



Ht: 6-4 | Wt: 273 | Born: December 21, 2000 | NFL Games Played/Started: 40/11 | Acquired: D4-23

AT A GLANCE

- » Saw action in 13 games with one start in 2024, recording a career-high 20 tackles (nine solo), two quarterback hits, a career-best two tackles for a loss and two passes defended along with a blocked extra point on special teams.
- » Played in all 17 regular-season games as a rookie and registered 17 tackles (10 solo), a half-sack, a tackle for a loss and two QB hits.
- » Is one of only seven players in the league to block a field goal and an extra point over the past two seasons (including playoffs).
- » Has appeared in all three postseason contests over his first two seasons (2023-24), recording five tackles (one solo), a half-sack and three QB hits on defense while adding a blocked field goal on special teams.
- » Appeared in 40 games with 36 starts in four seasons with Auburn, finishing his career with 152 tackles (91 solo), 30 tackles for a loss, 15 sacks, 23 QB hurries, six passes defended, three forced fumbles and three fumble recoveries.

2025 SEASON: Has started all 10 games, recording 32 tackles (16 solo), five tackles for a loss, two quarterback hits and seven Next Gen Stat QB pressures...Ranks No. 2 on the team in tackles among defensive linemen and No. 4 on the team in tackles for a loss.

Vs. Detroit (Sept. 7): Started and posted career highs with six tackles (three solo) and two tackles for a loss. Also registered a QB hit in the second quarter. Saw action on 35 defensive snaps and played three special teams snaps. Tackled RB David Montgomery at the Lions' 1-yard line for a loss of a yard in the fourth quarter to force a punt.

Vs. Washington (Sept. 11): Started and recorded one solo tackle, appearing on 21 defensive snaps. Also saw action on five special teams snaps.

At Cleveland (Sept. 21): Started and registered two assisted tackles on 38 defensive snaps. Also played four special teams snaps.

At Dallas (Sept. 28): Started and played 46 defensive snaps, registering three tackles (one solo) and a QB hit. Also played six snaps on special teams.

Vs. Cincinnati (Oct. 12): Started and played 32 snaps on defense, recording two tackles (one solo). Also saw action on four special teams snaps.

At Arizona (Oct. 19): Started and played 42 defensive snaps, tying a career high with six tackles (three solo). Also added a tackle for a loss and a season-high three NGS QB pressures. Stopped RB Michael Carter for a 4-yard loss on a run in the second quarter. Saw action on six special teams snaps.

At Pittsburgh (Oct. 26): Started and played 38 defensive snaps, recording three tackles (two solo) and a tackle for a loss. Stopped RB Kenneth Gainwell for a loss of a yard on a second-quarter run. Also appeared on five special teams snaps.

Vs. Carolina (Nov. 2): Started and played 15 defensive snaps before leaving the game in the second quarter due to a shoulder injury. **Top of Form****Bottom of Form**

Vs. Philadelphia (Nov. 10): Started and played 37 snaps on defense, posting five tackles (three solo) and a tackle for a loss. All five of his stops came within 2 yards of the line of scrimmage, including a stop of RB Saquon Barkley for a loss of a yard on a second-down pass in the second quarter, which helped force a Philadelphia punt two plays later. Also saw action on two special teams snaps.

At N.Y. Giants (Nov. 16): Started and appeared on 48 defensive snaps, recording four tackles (two solo). Finished No. 2 on the team in tackles among defensive linemen. Three of his four tackles came within 3 yards of the line of scrimmage. His pressure on QB Jameis Winston on a fourth-down pass attempt in the third quarter helped lead to a sack by DL Micah Parsons and LB Isaiah McDuffie that forced a turnover on downs. Also played four special teams snaps.

REGULAR-SEASON COMPARISON: DEFENSIVE - MINNESOTA VIKINGS

DATE	OPP	W/L	GP/GS	TACKLES				SACK	YDS.	INT	TFL	PD	QBH	MISC			
				TOT	SOLO	ASST								TD	FF	FR	
10/29/23	GB vs. MIN	L	P	1	0	1	0.0	0.0	0	0	0	0	0	0	0	0	0
12/31/23	GB @ MIN	W	P	1	0	1	0.5	5.0	0	0	0	0	1	0	0	0	0
12/29/24	GB @ MIN	L	P	2	0	2	0.0	0.0	0	0	0	0	0	0	0	0	0
TOTALS		1/2	3/0	4	0	4	0.5	5.0	0	0	0	0	1	0	0	0	0

COLBY WOODEN'S NFL REGULAR-SEASON DEFENSIVE STATISTICS

YEAR	TEAM	TACKLES										INTERCEPTIONS										ST				MISC	
		GP	GS	TK	S	A	TFL	YDS	SK	YDS	QBH	NO	YDS	LG	TD	PD	FF	FR	TD	YDS	TK	S	A	FF	FR	S	A
2023	Packers	17	0	17	10	7	1	2	0.5	5.0	2	0	0	0	0	0	0	0	0	0	0	0	0	0	0	0	0
2024	Packers	13	1	20	9	11	2	11	0.0	0.0	2	0	0	0	0	2	0	0	0	0	0	0	0	0	0	0	0
2025	Packers	10	10	32	16	16	5	8	0.0	0.0	2	0	0	0	0	0	0	0	0	0	0	0	0	0	0	0	0
NFL TOTALS		40	11	69	35	34	8	21	0.5	5.0	6	0	0	0	0	2	0	0	0	0	0	0	0	0	0	0	0

COLBY WOODEN'S NFL POSTSEASON DEFENSIVE STATISTICS

YEAR	TEAM	TACKLES										INTERCEPTIONS										ST				MISC	
		GP	GS	TK	S	A	TFL	YDS	SK	YDS	QBH	NO	YDS	LG	TD	PD	FF	FR	TD	YDS	TK	S	A	FF	FR	S	A
2023	Packers	2	0	3	1	2	0	0	0.0	0.0	1	0	0	0	0	0	0	0	0	0	0	0	0	0	0	0	0
2024	Packers	1	0	2	0	2	0	0	0.5	1.5	2	0	0	0	0	0	0	0	0	0	0	0	0	0	0	0	0
NFL TOTALS		3	0	5	1	4	0	0	0.5	1.5	3	0	0	0	0	0	0	0	0	0	0	0	0	0	0	0	0



SINGLE-GAME HIGHS: DEFENSIVE

Total Tackles 6 at Arizona Cardinals, Oct 19, 2025
6 vs. Detroit Lions, Sep 07, 2025
Solo Tackles 3 vs. Philadelphia Eagles, Nov 10, 2025
3 at Arizona Cardinals, Oct 19, 2025
...2 more at 3.

Passes Defensed 1 vs. New Orleans Saints, Dec 23, 2024
1 at Jacksonville Jaguars, Oct 27, 2024
Tackles For Loss 2 vs. Detroit Lions, Sep 07, 2025
1 at Detroit Lions, Dec 05, 2024
...2 more at 1.


2025 GXG REGULAR SEASON (PACKERS)


DATE OPPONENT	P/S	TK	S	A	SK	YDS	INT	PD	FF	FR
09/07 Lions	S	6	3	3	0.0	0.0	0	0	0	0
09/11 Commanders	S	1	1	0	0.0	0.0	0	0	0	0
09/21 at Browns	S	2	0	2	0.0	0.0	0	0	0	0
09/28 at Cowboys	S	3	1	2	0.0	0.0	0	0	0	0
10/12 Bengals	S	2	1	1	0.0	0.0	0	0	0	0
10/19 at Cardinals	S	6	3	3	0.0	0.0	0	0	0	0
10/26 at Steelers	S	3	2	1	0.0	0.0	0	0	0	0
11/02 Panthers	S	0	0	0	0.0	0.0	0	0	0	0
11/10 Eagles	S	5	3	2	0.0	0.0	0	0	0	0
11/16 at Giants	S	4	2	2	0.0	0.0	0	0	0	0
2025 TOTALS	10-10	32	16	16	0.0	0.0	0	0	0	0

DEVONTE
WYATT
95

DEFENSIVE LINEMAN
GEORGIA

Fourth NFL Season | Fourth Packers Season





Ht: 6-3 | Wt: 304 | Born: March 31, 1998 | NFL Games Played/Started: 55/13 | Acquired: D1b-22

- AT A GLANCE
- » Was one of only five players in the NFL in 2024 with five-plus sacks (five), nine-plus tackles for a loss (career-best nine) and multiple fumble recoveries (career-high two), becoming the first Green Bay defensive lineman to hit those marks in a season dating back to 2000.
 - » Set career highs in 2023 for games played (17), games started (five), tackles (36), solo tackles (18), sacks (5½) and QB hits (11).
 - » Appeared in 16 games as a rookie in 2022 and registered 15 tackles (eight solo), 1½ sacks, three QB hits, a pass defended and a forced fumble.
 - » Was one of only two rookie defensive linemen (Dallas DE Sam Williams) to record at least one sack, one forced fumble and three QB hits in 2022.
 - » Earned second-team All-America honors from The Associated Press, first-team All-Southeastern Conference recognition from the coaches and second-team AP All-SEC honors in 2021.
 - » Attended Towers High School (Decatur, Ga.) and earned Class 3A all-state honors as a senior in 2016 from the Atlanta Journal-Constitution and the Georgia Sportswriters Association.

2025 SEASON: Has started all eight contests he has played in, recording 20 tackles (nine solo), two sacks (No. 3 on the team), two tackles for a loss, five QB hits, 11 Next Gen Stat QB pressures and two passes defended...Missed Weeks 6-7 due to a knee injury.

Vs. Detroit (Sept. 7): Played on 49 defensive snaps, posting three tackles (one solo), a sack, a tackle for a loss, two NextGenStat QB pressures and three QB hits (tied for the team lead). With just under seven minutes to play in the game, sacked QB Jared Goff for a loss of 8 yards on a fourth-and-2 at the Detroit 35.

Vs. Washington (Sept. 11): Played 51 defensive snaps, recording two tackles (both solo), a sack, a tackle for a loss, two QB hits, five NGS QB pressures (No. 2 on the team) and a career-best two passes defended. With just under 10 minutes to play in the first quarter, tracked down a scrambling Jayden Daniels for a sack.

At Cleveland (Sept. 28): Played 38 snaps and registered one NGS QB pressure before a knee injury ended his day.

At Dallas (Sept. 28): Saw action on 13 defensive snaps and recorded a tackle (assist) before a knee injury in the second quarter ended his night.

At Cincinnati (Oct. 12): Inactive (knee)...**At Arizona (Oct. 19):** Inactive (knee).

At Pittsburgh (Oct. 26): Played 34 defensive snaps in his first game back from injury, recording two tackles (one solo) and a NGS QB pressure.

Vs. Carolina (Nov. 2): Saw action on 40 defensive snaps and registered a career-best six tackles (one solo) to go with one NGS QB pressure. All six tackles were within 4 yards of the line of scrimmage (3, 4, 2, 3, 3, 0).

Vs. Philadelphia (Nov. 10): Played on 41 defensive snaps and posted three tackles (all solo) and a tackle for a loss when he split the guard and the center to take down RB Saquon Barkley for a loss of 6 yards. His three solo tackles tied for the second most of his career.

At N.Y. Giants (Nov.16): Saw action on 34 defensive plays, recording three tackles (one solo) and an NGS QB pressure.

REGULAR-SEASON COMPARISON: DEFENSIVE - MINNESOTA VIKINGS

DATE	OPP	W/L	GP/GS	TACKLES	TOT	ASST	SACK	YDS.	INT	TFL	PD	QBH	TD	MISC		
				SOLO										FF	FR	FR
9/11/22	GB @ MIN	L	P	1	0	1	0.0	0.0	0	0	0	0	0	0	0	0
1/1/23	GB vs. MIN	W	P	1	1	0	0.0	0.0	0	0	0	0	0	0	0	0
10/29/23	GB vs. MIN	L	P	1	1	0	0.0	0.0	0	0	0	1	0	0	0	1
12/31/23	GB @ MIN	W	P	2	0	2	0.5	4.0	0	0	0	2	0	0	0	0
9/29/24	GB vs. MIN	L	P	3	2	1	0.0	0.0	0	1	0	0	0	0	0	0
12/29/24	GB @ MIN	L	P	0	0	0	0.0	0.0	0	0	0	0	0	0	0	0
TOTALS		2/4	6/0		8	4	0.5	4.0	0	1	0	3	0	0	0	1

DEVONTE WYATT'S NFL REGULAR-SEASON DEFENSIVE STATISTICS

YEAR	TEAM	TACKLES										INTERCEPTIONS								ST				MISC			
		GP	GS	TK	S	A	TFL	YDS	SK	YDS	QBH	NO	YDS	LG	TD	PD	FF	FR	TD	YDS	TK	S	A	FF	FR	S	A
2022	Packers	16	0	15	8	7	0	0	1.5	6.5	3	0	0	0	0	1	1	0	0	0	0	0	0	0	0	0	0
2023	Packers	17	5	36	18	18	6	37	5.5	35.5	11	0	0	0	0	0	1	0	0	0	0	0	0	0	0	0	
2024	Packers	14	0	23	17	6	9	44	5.0	37.0	9	0	0	0	0	0	2	0	0	0	0	0	0	0	0	0	
2025	Packers	8	8	20	9	11	3	15	2.0	9.0	5	0	0	0	0	2	0	0	0	0	0	0	0	0	0	0	
NFL TOTALS		55	13	94	52	42	18	96	14.0	88.0	28	0	0	0	0	3	1	3	0	0	0	0	0	0	0	0	

DEVONTE WYATT'S NFL POSTSEASON DEFENSIVE STATISTICS

		TACKLES										INTERCEPTIONS										ST				MISC	
YEAR	TEAM	GP	GS	TK	S	A	TFL	YDS	SK	YDS	QBH	NO	YDS	LG	TD	PD	FF	FR	TD	YDS	TK	S	A	FF	FR	S	A
2023	Packers	2	1	2	2	0	0	0.0	0.0	0	0	0	0	0	0	0	0	0	0	0	0	0	0	0	0	0	0
2024	Packers	1	0	0	0	0	0	0.0	0.0	0	0	0	0	0	0	0	0	0	0	0	0	0	0	0	0	0	0
NFL TOTALS		3	1	2	2	0	0	0.0	0.0	0	0	0	0	0	0	0	0	0	0	0	0	0	0	0	0	0	0

SINGLE-GAME HIGHS: DEFENSIVE

Total Tackles 6 vs. Carolina Panthers, Nov 02, 2025
4 vs. New Orleans Saints, Dec 23, 2024
...4 more at 4.

Solo Tackles 4 at New York Giants, Dec 11, 2023
3 vs. Philadelphia Eagles, Nov 10, 2025
...5 more at 3.

Sacks 2.0 at Tennessee Titans, Sep 22, 2024
1.5 at Chicago Bears, Sep 10, 2023

Passes Defensed 2 vs. Washington Commanders, Sep 11, 2025
1 at Detroit Lions, Nov 06, 2022

Forced Fumbles 1 vs. Detroit Lions, Jan 08, 2023

Fumble Recoveries 1 at Jacksonville Jaguars, Oct 27, 2024
1 at Philadelphia Eagles, Sep 06, 2024
...1 more at 1.

Tackles For Loss 2 vs. New Orleans Saints, Dec 23, 2024
2 at Tennessee Titans, Sep 22, 2024
...3 more at 2.

2025 GXG REGULAR SEASON (PACKERS)

DATE OPPONENT	P/S	TK	S	A	SK	YDS	INT	PD	FF	FR
09/07 Lions	S	3	1	2	1.0	8.0	0	0	0	0
09/11 Commanders	S	2	2	0	1.0	1.0	0	2	0	0
09/21 at Browns	S	0	0	0	0.0	0.0	0	0	0	0
09/28 at Cowboys	S	1	0	1	0.0	0.0	0	0	0	0
10/12 Bengals		INACTIVE/INJURY								
10/19 at Cardinals		INACTIVE/INJURY								
10/26 at Steelers	S	2	1	1	0.0	0.0	0	0	0	0
11/02 Panthers	S	6	1	5	0.0	0.0	0	0	0	0
11/10 Eagles	S	3	3	0	0.0	0.0	0	0	0	0
11/16 at Giants	S	3	1	2	0.0	0.0	0	0	0	0
2025 TOTALS	8-8	20	9	11	2.0	9.0	0	2	0	0