



**We are moving to a new Grant and Applicant Experience starting with the 2025 annual grant cycle application period.**

What does this mean?

- You will have a single account to manage all applications submitted to funders using Blackbaud Grantmaking in one consolidated portal.
- Application history will start over in the new portal.
- If you have not created a Blackbaud ID with another funder, you will need to create an account.
- If you have a Blackbaud ID, sign in with that login.

**Log in to view your “My Applications” page:**

<https://bbgmapply.yourcausegrants.com/apply/applications>

**To receive email communications from our grantmaking system, please add the following to your safe sender list:**

[noreply@yourcause.com](mailto:noreply@yourcause.com) and [mail@grantapplication.com](mailto:mail@grantapplication.com)

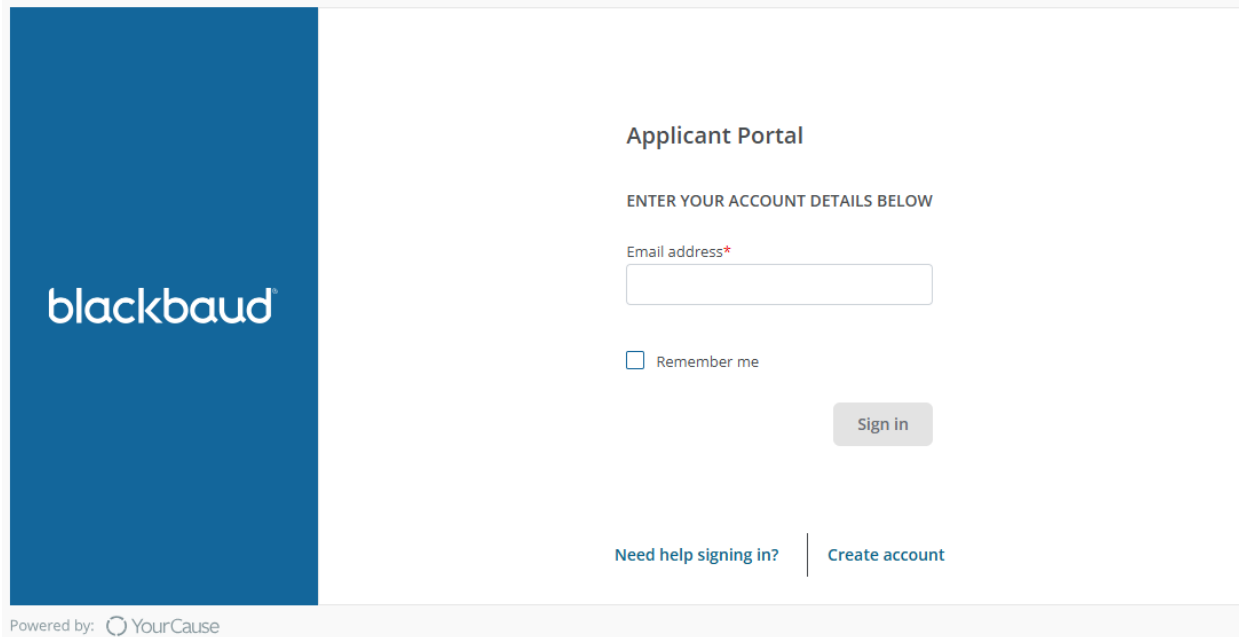
If you applied to the Packers Foundation prior to 2025:

- The email account previously established will **not** give you access to the 2025 grant application.
- Application history will start over in the new portal.
- After August 25, 2025, application history in the “legacy” portal will no longer be available to you. You may want to log into your online account prior to August 25, 2025, to download any previously submitted applications.
- Log into the “legacy” portal here: [https://us.grantrequest.com/sid\\_910?sa=am](https://us.grantrequest.com/sid_910?sa=am)

**Questions? Please contact [foundation@packers.com](mailto:foundation@packers.com).**

## Creating an Account in the new Grant and Applicant Experience

From the link on the website, click Create account from the Applicant Portal page.



**blackbaud**

**Applicant Portal**


ENTER YOUR ACCOUNT DETAILS BELOW

Email address\*

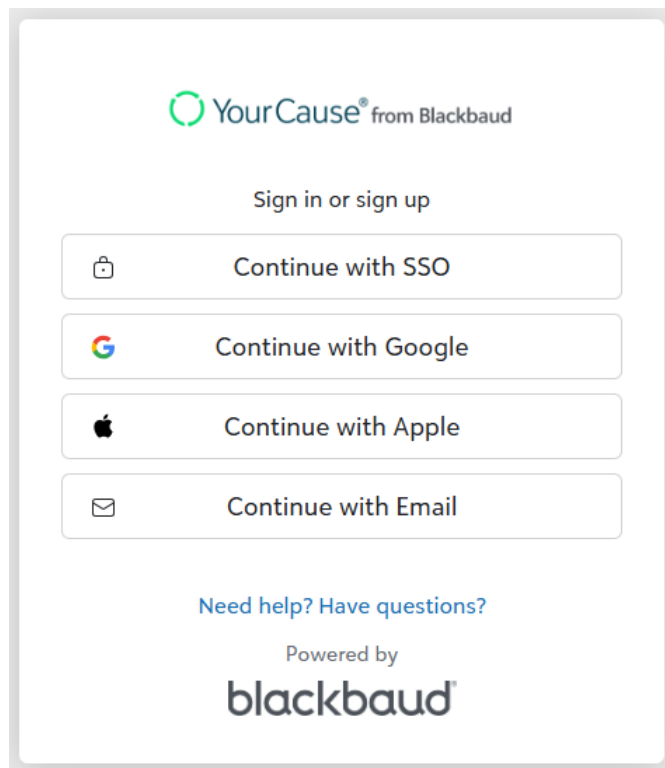
☐ Remember me


Sign in

[Need help signing in?](#) | [Create account](#)


Powered by:  YourCause


Create an account using Email, Google or Apple.





 YourCause® from Blackbaud

Sign in or sign up

 Continue with SSO


 Continue with Google

 Continue with Apple

 Continue with Email

[Need help? Have questions?](#)

Powered by  
**blackbaud**

 YourCause® from Blackbaud

Sign in or sign up

Enter your email address.


Email address \*


⚠ Email address is required.


☐ Remember my email

Continue

or

 Continue with SSO

 Continue with Google


 Continue with Apple

[Need help? Have questions?](#)

Powered by  
**blackbaud**

Enter an email address.

Click the Continue button.

 YourCause® from Blackbaud

Sign up

Confirmation of your email address is necessary to create an account.

Send confirmation code

[Back to sign in](#)


By continuing to sign up, you are agreeing to the Blackbaud, Inc. [Terms of Use](#) and [Privacy Policy](#).

[Need help? Have questions?](#)

Powered by  
**blackbaud**

Click the Send confirmation code button.

A confirmation code will be sent to the email address entered.

 YourCause® from Blackbaud

## Sign up

Confirmation of your email address is necessary to create an account.  
Confirmation code has been sent to your inbox.  
Copy it to the confirm box below.

Confirm

Send new code

[Back to sign in](#)

By continuing to sign up, you are agreeing to the Blackbaud, Inc. [Terms of Use](#) and [Privacy Policy](#).

[Need help? Have questions?](#)

Powered by  
**blackbaud**

Enter the confirmation code provided in the email in the Confirm code field.

Click the Confirm button.

## Sign up

Confirmation of your email address is necessary to create an account.  
The code has been verified. You can now continue.

The password must contain at least 12 characters  
The password must contain at least 3 of the following:

- Lowercase letter
- Capital letter
- Number
- Special character (!, #, %, etc.)

Sign up

[Back to sign in](#)

By continuing to sign up, you are agreeing to the Blackbaud, Inc. [Terms of Use](#) and [Privacy Policy](#).

Follow the prompts to create a password and click the Sign up button.

After the account has been created, the page will refresh to start new application.