



WEEKLY MEDIA INFORMATION PACKET

**GREEN BAY PACKERS
VS.
HOUSTON TEXANS**

WEEK 7
SUNDAY, OCT. 20, 2024
12 P.M. CT
LAMBEAU FIELD



THE DOPE SHEET

OFFICIAL PROGRAM AND PUBLICATION, ACME-PACKERS FOOTBALL TEAM.

Packers Communications • Lambeau Field Atrium • 1265 Lombardi Avenue • Green Bay, WI 54304
920/569-7500 • 920/569-7201 fax

Jason Wahlers, Sarah Quick, Tom Fanning, Nathan LoCascio

VOL. XXVI; NO. 12

REGULAR-SEASON GAME 7



GREEN BAY PACKERS (4-2)

VS



HOUSTON TEXANS (5-1)

Sunday, Oct. 20 | Lambeau Field | 12 p.m. CT

PACKERS HOST TEXANS AT LAMBEAU

The Green Bay Packers stay at home to take on the Houston Texans.

- ▶ This will be the sixth matchup between the two franchises.
- ▶ Green Bay holds a 4-1 lead in the series, including wins in the last three contests.
- ▶ The Packers are 1-1 against the Texans at home.
- ▶ The two teams last played in 2020, a 35-20 Green Bay win in Houston.
- ▶ Two of the last three games between the teams have been decided by 15-plus points.
- ▶ This will be the third time in the last four meetings that the two teams will play in the month of October (2012 and 2020).
- ▶ By date, this is the second-earliest matchup between the two franchises (Oct. 14, 2012).

AGAINST THE AFC

- ▶ Green Bay is 2-0 against the AFC this season after victories over the Indianapolis Colts and Tennessee Titans.
- ▶ Under Head Coach **Matt LaFleur**, the Packers are 16-9 against the AFC, a .640 winning percentage that ranks **No. 2 in the NFC and No. 4 in the NFL** since 2019.
- ▶ The Packers have a plus-14 turnover margin against AFC teams since 2019, ranking **No. 1 in the NFC and No. 4 in the NFL** over that span.
- ▶ Green Bay is 10-2 against AFC teams at home under LaFleur, a .833 winning percentage that ranks **No. 1 in the NFL** since 2019.
- ▶ The Packers have won their last four games against AFC teams, three of which were at home. It is their longest winning streak against the AFC since 2018-19 (five games).
- ▶ **QB Jordan Love** has led the Packers to victories in his last two starts against AFC teams, posting passer ratings of 108.5 and 118.6 in those games.
- ▶ It is the first of two consecutive games against AFC teams for the Packers as they travel to Jacksonville to take on the Jaguars next week. It will be the second time this season (Weeks 2-3) that Green Bay will play back-to-back AFC South games.
- ▶ It is only the third time since the 1970 merger that the Packers play four AFC teams in the first eight games of the season (1984, 1999).

WITH THE CALL

CBS will broadcast the game as play-by-play man **Jim Nantz** joins analyst **Tony Romo** in the booth with **Tracy Wolfson** reporting from the sidelines.

- ▶ The game is also available through NFL Sunday Ticket by YouTube.
- ▶ All Packers games can be heard on the Packers Radio Network, which is made up of 54 stations in Wisconsin, Michigan, Minnesota, Illinois and North and South Dakota. 97.3 The Game – WRNW-Milwaukee begins its third season as the flagship station of the Packers Radio Network. For a map and full listing of radio affiliates, go to packers.com/video/radio-network.
- ▶ **Wayne Larrivee** (play-by-play) and two-time Packers Pro Bowler **Larry McCarren** (analyst) call the action. McCarren first joined the team's broadcasts in 1995 and enters his 30th season calling Packers games. After originally being paired together in 1999, McCarren and Larrivee enter their 26th season of broadcasts together. They surpassed Jim Irwin and Max McGee for the most regular-season and postseason games broadcast for the Packers with 313 at the 2018 season opener against Chicago.
- ▶ The broadcast is also available on Sirius Satellite Radio on channel 119 or 226 or through the app (Packers Radio Network feed).
- ▶ Sports USA Radio will be broadcasting the game to a national audience with **Josh Appel** (play-by-play) and **James White** (analyst) on the call.

REGULAR SEASON

Date	Opponent	Time (CT)	TV
Fri., Sept. 6	at Philadelphia Eagles (São Paulo) L	29-34	47,236
Sun., Sept. 15	INDIANAPOLIS COLTS	W, 16-10	77,827
Sun., Sept. 22	at Tennessee Titans	W, 30-14	67,322
Sun., Sept. 29	MINNESOTA VIKINGS (Gold Pkg.) L	29-31	78,335
Sun., Oct. 6	at Los Angeles Rams	W, 24-19	72,842
Sun., Oct. 13	ARIZONA CARDINALS	W, 34-13	77,773
Sun., Oct. 20	HOUSTON TEXANS	12 p.m.	CBS
Sun., Oct. 27	at Jacksonville Jaguars	*12 p.m.	FOX
Sun., Nov. 3	DETROIT LIONS (Gold Pkg.)	*3:25 p.m.	FOX
Sun., Nov. 10	BYE		
Sun., Nov. 17	at Chicago Bears	*12 p.m.	FOX
Sun., Nov. 24	SAN FRANCISCO 49ERS	*3:25 p.m.	FOX
Thu., Nov. 28	MIAMI DOLPHINS	7:20 p.m.	NBC
Thu., Dec. 5	at Detroit Lions	*7:15 p.m.	Prime
Sun., Dec. 15	at Seattle Seahawks	*7:20 p.m.	NBC
Mon., Dec. 23	NEW ORLEANS SAINTS	*7:15 p.m.	ESPN
Sun., Dec. 29	at Minnesota Vikings	*12 p.m.	FOX
Sat./Sun., Jan. 4/5	CHICAGO BEARS (Gold Pkg.)	TBD	TBD

*—Start time and broadcast may shift due to NFL flexible scheduling

NFL POSTSEASON DATES

Jan. 11-13	AFC and NFC Wild Card Playoffs
Jan. 18-19	AFC and NFC Divisional Playoffs
Jan. 26	AFC and NFC Championship Games
Feb. 9	Super Bowl LIX, Caesars Superdome, New Orleans



HEAD COACH MATT LAFLEUR

LAFLEUR LEADS THE PACK

Head Coach **Matt LaFleur** (la-flew-er) led the Packers through three straight NFC North titles, is the only coach in franchise history to post 10-plus wins in each of his first three seasons with the team and is the only coach in NFL history to win at least 12 games (13) in each of his first three seasons (2019-21) as an NFL head coach (Elias Sports Bureau).

▶ LaFleur has led Green Bay to the playoffs in four of his five seasons (2019-21, 2023). The Packers had three postseason wins from 2019-23, **No. 7 in the NFL** over that span.

▶ Per Elias, LaFleur is tied for the **second-most wins in NFL history by a head coach in his first five seasons in the league:**

Head Coach	Wins In First Five Seasons
1. George Seifert	62 (1989-93)
2t. Matt LaFleur	56 (2019-23)
2t. Mike Smith	56 (2008-12)

▶ The Week 6 victory over Arizona marked the 60th regular-season win of LaFleur's career (60-29). Among active NFL head coaches, he became the **second fastest** (89 games) to reach 60 wins behind only Pittsburgh's Mike Tomlin (88 games). Among Green Bay head coaches, LaFleur is the **second fastest** to 60 wins behind only Vince Lombardi (82 games).

▶ LaFleur has the **second-highest winning percentage among active head coaches** (min. 50 games):

Head Coach	Winning Percentage
1. Jim Harbaugh, SF/LAC	.688 (47-21-1)
2. Matt LaFleur, GB	.674 (60-29-0)
3. Nick Sirianni, PHI	.661 (37-19-0)
4. Andy Reid, PHI/KC	.646 (263-144-1)
5. Sean McDermott, BUF	.642 (77-43-0)

▶ Dating back to 2019, the Packers are **tied for the third-best** regular-season record in the NFL and have the **top mark in the NFC:**

Team	Regular-Season Record (Since 2019)
1. Kansas City	68-20 (.773)
2. Buffalo	62-26 (.705)
3t. Green Bay	60-29 (.674)
3t. Baltimore	60-29 (.674)
5. San Francisco	57-32 (.640)

▶ The Packers have had at least one three-game winning streak in each of the first five seasons under LaFleur.

▶ LaFleur has guided the Packers to a 34-10 record at home (.773) in the regular season, the **top home mark in the NFL** since 2019.

▶ Since 2019, Green Bay is 26-19 on the road in the regular season, a .578 winning percentage that is **No. 7 in the NFL** over that span.

▶ After beginning the 2023 season 1-4 in one-score games, Green Bay won five of its last six. The Packers' six wins in one-score games **tied for No. 4 in the NFL** during the 2023 regular season. Green Bay is 2-2 this season and 30-18 in one-score games under LaFleur, a .625 winning percentage that ranks **No. 3 in the NFL** since 2019 (Kansas City, 35-16, .686 / Pittsburgh, 39-18-1, .681).

▶ LaFleur (23-2) tied Guy Chamberlin (23-1-1) for the **most wins in NFL history** by a head coach in his first 25 regular-season home games (Elias).

▶ 2019-21 was the first time Green Bay won seven-plus games in three straight seasons at Lambeau Field since doing it in three straight years from 2010-12.

▶ LaFleur (39-10, .796, 2019-21) passed George Seifert (38-10, .791, 1989-91) for the **most wins by an NFL**

head coach in his first three seasons in the league (per Elias).

▶ LaFleur's 39 wins from 2019-21 **tied for the second most** by a coach over any three-season span in league history behind Mike Ditka's 40 wins with Chicago from 1985-87 and Reid's 40 with Kansas City from 2020-22 (Elias).

▶ LaFleur is the **only head coach in NFL history** to post 13-plus wins in three straight seasons (Elias).

▶ LaFleur tied Seifert for the **third fastest to 40 wins** by a head coach in NFL history (51 games) behind only Paul Brown (47) and Chuck Knox (50).

▶ LaFleur (33) **tied for the second-most wins** by a head coach in his first 40 regular-season games (Chamberlin, 34; Brown, 33).

▶ LaFleur reached 30 wins in his first 37 games as a head coach, **tied for the third fastest in NFL history** (Brown, 37) to reach the 30-win mark (Elias), trailing Seifert (36) and Chamberlin (35).

▶ According to Elias, LaFleur was the **sixth head coach since 1970** to lead his team to the conference championship game in both of his first two seasons as a head coach (2019-20), joining Jim Harbaugh (2011-12), Rex Ryan (2009-10), Barry Switzer (1994-95), Seifert (1989-90) and Don McCafferty (1970-71).

▶ LaFleur became just the **second NFL head coach** since the league went to a divisional format in 1967 to win 13-plus games and a division title in both of his first two seasons (2019-20), joining Seifert (1989-90).

▶ LaFleur (26) posted the **second-most wins in NFL history** by a coach in his first two seasons (2019-20) behind only Seifert (28 in 1989-90).

▶ LaFleur led the **biggest one-year win improvement** in franchise history in 2019:

Seasons	Win Improvement
1. 2018 (6) to 2019 (13)	+7
2t. 1928 (6) to 1929 (12)	+6
2t. 1958 (1) to 1959 (7)	+6
2t. 1971 (4) to 1972 (10)	+6
2t. 1988 (4) to 1989 (10)	+6

▶ LaFleur is 22-9 (.710) against the NFC North, giving him the **best record in the NFC North/Central** (min. 10 games) according to Elias:

Coach	NFC North/Central Record
1. Matt LaFleur	22-9 (.710)
2. Mike Ditka	58-25 (.699)
3. Bud Grant	80-36-3 (.688)

▶ The Packers' .710 winning percentage in division games is **No. 4 in the NFL** since 2019.

▶ Green Bay is 11-5 (.688) in division games at home, **tied for No. 7 in the NFL** since 2019.

▶ LaFleur's winning percentage of .917 (11-1) against division opponents in 2019-20 **tied for the second best** by a coach in his first two seasons as head coach, dating back to 1970 (Mike Tomlin, 11-1, .917 in 2007-08 / Mariucci, 15-1, .938 in 1997-98).

▶ Among head coaches who began their career since 1970, LaFleur was the **first one** to win his first seven road divisional games (Elias).

▶ LaFleur is the **only coach in NFL history** (Elias) to win his first 10 games against the Bears (Dennis Green won his first six for Minnesota in 1992-94). The 10-game win streak over Chicago tied for the longest by either team in the history of the series (10 straight by the Packers from 1994-98). Green Bay's 10-game streak against Chicago is tied for its second-longest winning streak against any franchise (15 games, Chicago Cardinals, 1937-46).



Two years after he co-founded the Packers with Curly Lambeau, George Calhoun began writing a piece called The Dope Sheet, which served as the official press release from 1921-24.

NOTES AFTER WEEK 6

- ▶ Under Head Coach **Matt LaFleur**, Green Bay has posted four-plus wins through the first six games in four of six seasons (2019-22, 2024).
- ▶ The NFC North is the first division since realignment in 2002 with all four teams each having at least four wins through six weeks.
- ▶ The Packers are **one of four NFL teams** since the 1970 merger to register 2,405-plus total yards and 1,000-plus rushing yards while allowing eight or fewer sacks in the first six games of the season (2024 Ravens, 2023 Dolphins, 1981 Steelers).
- ▶ It is just the **fourth time since the merger** (1970) that the Packers have posted 2,400-plus yards (2,400) and 160-plus points (162) in the first six games of the season.
 - 2013 2,608/168
 - 2011 2,542/197
 - 1989 2,422/162
- ▶ The Packers posted 266 total yards in the first half of Week 6 vs. Arizona, the third time this season that Green Bay registered 260-plus yards in a first half, the most in the league in 2024. It is already the most in a season by the Packers since 2014 (six).
- ▶ Green Bay has posted 375-plus yards in five games this season (Weeks 1-4, 6), **tied for No. 3 in the league** behind only Baltimore and San Francisco who have six each (Stathead.com).
- ▶ The Packers have recorded 55 explosive plays this season, the **most by Green Bay** through six games over the past 25 seasons (2000-2024).
- ▶ Green Bay registered four explosive plays in the first quarter of Week 6, its third time with four-plus explosive plays in a first quarter this season. No other NFL team has done it more than once this season and it is already the most in a season by Green Bay since 2019 (three games).
- ▶ Dating back to last season, the Packers have posted nine-plus explosive plays in six of their last seven games (Week 18 of 2023, Weeks 1-4, Week 6 of 2024). The five-game streak that ended in Week 5 was Green Bay's longest streak with nine-plus since a five-game streak in 2011 (Weeks 13-17).
- ▶ The Packers rank in the **top five in the NFL** in explosive plays (run of 12-plus yards or pass of 16-plus yards) and explosive passes this season:

Team	Explosive Plays (2024)
1. Baltimore	59
2. Green Bay	55
3. Houston	54
4. Tampa Bay	50
5t. Detroit	48
5t. Indianapolis	48

Team	Explosive Runs (2024)
1. Baltimore	26
2. Green Bay	24
3t. Arizona	20
3t. Indianapolis	20
5t. Three teams	19

Team	Explosive Passes (2024)
1. Houston	41
2. Baltimore	33
3. Dallas	32
4t. Green Bay	31
4t. Tampa Bay	31

- ▶ The Packers rank at or near the top of the league in:
 - Offensive Plays of 20-Plus Yards: 30 (No. 2)
 - Runs of 20-Plus Yards: 7 (t-No. 5)
 - Runs of 10-Plus Yards: 31 (No. 2)
 - Completions of 20-Plus Yards: 23 (t-No. 1)
 - Completions of 50-Plus Yards: 3 (t-No. 3)
- ▶ The Packers rank in the top 10 of the NFL in the following offensive categories this season:
 - Total Yards Per Game: 400.8 (No. 4)
 - Yards Per Play: 6.23 (No. 4)
 - Rushing Yards Per Game: 167.2 (No. 2)
 - Rushing Yards Per Play: 5.07 (No. 6)
 - Passing Yards Per Game: 233.7 (No. 10)
 - Passing Yards Per Play: 7.79 (No. 5)
 - Sacks Allowed Per Pass Att.: 4.44 (No. 2)
 - First Downs Per Game: 20.7 (No. 9)
 - Average Time of Possession: 31:55 (No. 6)
 - Points Per Game: 27.0 (t-No. 8)
 - Sacks Allowed: eight (t-No. 2)
 - First Downs: 124 (No. 6)
- ▶ Dating back to 2000, the 50 rushing first downs (**No. 4 in the NFL** this season) by Green Bay are tied for the most by the Packers through six games with 2003 (50).
- ▶ The Packers have a **league-best** five players with multiple TD receptions this season.
- ▶ Green Bay has a **league-high** 594 first-half rushing yards this season and is one of two teams with at least 500 this season (Washington is No. 2 with 530). It is the most through six games since the 2019 Ravens (675).
- ▶ The Packers have rushed for 160-plus yards four times this season, **No. 2 in the NFL** behind only Baltimore (five). It marks the first time the Packers have rushed for 160-plus yards four times in the first six games since 1963.
- ▶ The Packers' 1,003 rushing yards are their **most in the first six games of a season since 1963** (1,041).
- ▶ The Packers did not allow a sack in Week 6, their league-best second game this season with 175-plus rushing yards and zero sacks allowed (Week 2 vs. Indianapolis). It marks the first time since 2004 that Green Bay has done that twice in a season.
- ▶ This season was the first time since the merger that the Packers posted 420-plus rushing yards and two or fewer sacks allowed in the first two games of the season. It marked the fifth time it has happened in the NFL since 1970 (San Diego Chargers, 2006 / St. Louis Cardinals, 1979 / Dallas Cowboys, 1978 / Los Angeles Rams, 1976).
- ▶ Green Bay rushed for 237 yards on 24 carries (7.0 avg.) in the first half of Week 2, the **first time dating back to 1978** that it rushed for 200-plus yards in either half (per the Elias Sports Bureau).
- ▶ In Week 2, the Packers rushed for 164 yards on 20 carries (8.2) in the first quarter, the **most by Green Bay in any quarter** since it rushed for 166 yards in the third quarter at the St. Louis Cardinals on Sept. 29, 1985 (Elias Sports Bureau). The last NFL team to rush for that many yards in the first quarter of a game was the Denver Broncos (167 yards on Dec. 18, 2011). The Packers and Ravens (104 in Week 4) are the only NFL teams to rush for over 100 yards in a first quarter this season.
- ▶ The Packers' 53 rushing attempts in Week 2 were their most in a game since they posted 54 attempts vs. Minnesota on Nov. 26, 1978.

- ▶ The Packers led the league in points scored on the first possession of the second half in two of the past three seasons (56 in 2023 and 72 in 2021). Green Bay is **No. 1 in the NFL** in points scored on the first possession of the second half this season:

Team	Points Scored on First Possession of Second Half (2024)
1. Green Bay	31
2. San Francisco	28
3. Cincinnati	27
4t. Baltimore	24
4t. Buffalo	24

- ▶ Green Bay is the **only NFL team** with multiple takeaways in all six games this season. It is the **first time since 1996** that the Packers have posted multiple takeaways in each of their first six games.
- ▶ The Packers' streak of six straight games with multiple takeaways is their **longest single-season streak since 2002** (nine).
- ▶ After posting 18 takeaways in 2023, the Packers have 17 takeaways this season, the most by Green Bay through six games since 2002 (19). It is **tied for the most by an NFL team** through the first six games of a season from 2015-24 (Chicago, 2018 and Denver, 2015).
- ▶ Green Bay ranks **among the best in the NFL** in takeaways, interceptions and interception rate this season:

Team	Takeaways (2024)
1. Green Bay	17
2t. Chicago	13
2t. Minnesota	13
4. New Orleans	12

Team	Interceptions (2024)
1. Minnesota	11
2. New Orleans	10
3. Green Bay	9
4t. Chicago	7
4t. Detroit	7
4t. Pittsburgh	7

Team	Interception Rate (2024)
1. Minnesota	4.78
2. New Orleans	4.52
3. Green Bay	4.35
4. Chicago	3.72
5. Pittsburgh	3.63

- ▶ The Packers **lead the league** in takeaways by fumble (eight). Chicago ranks No. 2 with six.
- ▶ For the first time since 1996, Green Bay recorded three-plus takeaways in each of the first four games of the season. The Packers were the first NFL team to accomplish the feat since the 2013 Chicago Bears.
- ▶ Weeks 1-4 this season were the first time since 2003 (Weeks 14-17) that the Packers had three-plus takeaways in four straight games (Stathead).
- ▶ The Packers are **No. 1 in the league** in turnover differential this season:

Team	Turnover Margin (2024)
1. Green Bay	plus-9
2. Buffalo	plus-8
3t. L.A. Chargers	plus-7
3t. Pittsburgh	plus-7
5t. Chicago	plus-6
5t. Detroit	plus-6

- ▶ Green Bay's plus-9 turnover differential is its top mark through six games since 2014 (plus-9).
- ▶ Opposing quarterbacks have averaged 3.26 yards per carry against Green Bay this season, **No. 5 in the NFL**.
- ▶ The Packers rank among the league's best in points scored off turnovers this season:

Team	Points Off Turnovers (2024)
1. Chicago	54
2. Minnesota	49
3. Green Bay	48
4. San Francisco	45
5. New Orleans	43

- ▶ This season, the Packers rank **No. 11 in the NFL** in NextGenStat pressures (76) and are **tied for No. 11 in the league** in sacks (16.0).
- ▶ The Packers are tied for **No. 2 in the league** in games allowing fewer than 20 points this season (four), trailing Chicago, who has five (Stathead.com). Green Bay is 4-0 when allowing less than 20 points in a game this season and 34-4 (.895) under LaFleur (since 2019). The Packers rank **No. 5 in the NFL** in winning percentage when holding teams to under 20 points since 2019.
- ▶ In Week 6, QB **Jordan Love** tied his career high (Week 4 this season vs. Minnesota) with four TD passes. He became the first Green Bay QB to throw four-plus TD passes in back-to-back home games in a single season since QB Brett Favre (1995).
- ▶ Love now has posted 15 straight games with 200-plus passing yards and at least one passing TD, which is the second-longest streak in franchise history behind only QB Aaron Rodgers' 19-game streak from 2010-12.
- ▶ Love has thrown multiple TD passes in each of his last eight games, the second-longest streak in team history behind only Rodgers' 13-game streak in 2011.
- ▶ Love has thrown multiple TD passes in 12 of his last 13 games, posting 32 TD passes in those contests.
- ▶ Love posted career highs for passing yards (389), passing TDs (four) and completions (32) in Week 4 vs. Minnesota. It marked just the third time in franchise history that a Packers QB has posted 375-plus passing yards, four-plus TD passes and 30-plus completions in a game as he joins Matt Flynn (vs. Detroit on Jan. 1, 2012) and Rodgers (vs. Washington on Sept. 15, 2013).
- ▶ Despite missing two games due to injury, Love is among the NFL's best in TD passes this season:

Player	TD Passes (2024)
1. Baker Mayfield, TB	15
2t. Jordan Love, GB	12
2t. Joe Burrow, CIN	12
4. Sam Darnold, MIN	11
5t. Josh Allen, BUF	10
5t. Lamar Jackson, BAL	10
5t. C.J. Stroud, HOU	10

- ▶ **S Xavier McKinney** became the **first player in team history** to register an INT in each of his first five games in a Green Bay uniform. He is also the **first NFL player** since the 1970 merger with an INT in each of his first five games with a team.
- ▶ McKinney's streak of five straight games with an INT (Week 1-5) **tied for the longest streak in franchise history** (Irv Comp in 1943).
- ▶ McKinney is the **fourth NFL player since 1970** with a takeaway in each of his team's first five games of a season, joining Trevon Diggs (2021), Brian Russell (2003) and Lemar Parrish (1979).

- ▶ Dating back to last season, McKinney had at least one INT in six games (Week 18 of 2023 / Week 1-5, 2024). It tied with eight other players for the **longest INT streak since the 1970 merger**. It **tied for the sixth-longest streak in NFL history** behind only Tom Morrow (eight in 1962-63) and four players with seven.
- ▶ McKinney's seven INTs over six games (Week 18 of 2023 / Weeks 1-5, 2024) **tied for the most in the NFL since 2010** over a six-game span with Cowboys CB Trevon Diggs (2021) and Chiefs CB Marcus Peters (2015-16).
- ▶ In the third quarter of Week 5, McKinney became the first Packer to have an INT and an opponent fumble recovery in a quarter since Charles Woodson (third quarter) at Carolina in Week 2 of 2011.
- ▶ McKinney **leads the league** in interceptions this season and CB **Jaire Alexander** is **tied for No. 6 in the NFL**:

Player	Interceptions (2024)
1. Xavier McKinney, GB	5
2. Kerby Joseph, DET	4
3t. Paulson Adebo, NO	3
3t. Brian Branch, DET	3
3t. Donte Jackson, PIT	3
6t. Jaire Alexander, GB , 15 others	2

- ▶ McKinney has a **league-best** six takeaways this season (five INTs, one opponent fumble recovery) and Alexander is **tied for No. 3 in the NFL** with three (two interceptions, one opponent fumble recovery).
- ▶ McKinney **tied for the most takeaways** (six) by an NFL player in the team's first five games of a season (since 2000).
- ▶ McKinney is **tied for No. 9 in the league** with six passes defended this season.
- ▶ RB **Josh Jacobs** surpassed the 6,000-yard rushing mark for his career (6,009). In Week 6 he reached the 6,000-yard mark in his 79th career game, with his rushing total the fourth most among active players through 79 games behind only Ezekiel Elliott (7,006), Nick Chubb (6,511) and Dalvin Cook (6,102).
- ▶ Jacobs ranks **No. 5 in the NFL** in rushing yards this season:

Player	Rushing Yards (2024)
1. Derrick Henry, BAL	704
2. Jordan Mason, SF	609
3. Chuba Hubbard, CAR	485
4. Saquon Barkley, PHI	482
5. Josh Jacobs, GB	464

- ▶ Jacobs ranks **No. 8 in the NFL** this season with an average of 4.3 yards per rush (min. 80 carries).
- ▶ Jacobs is **tied for No. 7 in the NFL** with 565 yards from scrimmage this season and WR **Jayden Reed** (552) ranks **No. 9**. The Packers are the only NFL team with two players ranked in the top 10 this season.
- ▶ Jacobs is **tied for No. 8 in the NFL** this season in explosive runs (nine) and **tied for No. 4** in runs of 10-plus yards (12), per TruMedia.
- ▶ Jacobs finished with 90 yards from scrimmage (62 rushing, 28 receiving) in Week 6, the **11th time in his last 12 games** that he has posted 50-plus yards from scrimmage.
- ▶ Jacobs has registered 75-plus scrimmage yards in five games this season, **tied for No. 2 in the NFL**.
- ▶ Reed is **tied for No. 2 in the NFL** with 14 explosive plays this season (Houston WR Nico Collins ranks No. 1 with 17).

- ▶ Reed became the **only player in the league since the 1970 merger** to post 80-plus receptions, 1,000-plus receiving yards, 10-plus receiving TDs and 200-plus rushing yards in his first 20 NFL games.
- ▶ Reed has 10 total TDs (seven receiving, three rushing) in his last 14 games.
- ▶ Reed ranks in the top 10 of the league in receiving yards this season:

Player	Receiving Yards (2024)
1. Nico Collins, HOU	567
2. Ja'Marr Chase, CIN	565
3. Chris Godwin, TB	511
4. DK Metcalf, SEA	469
5. CeeDee Lamb, DAL	467
6. Justin Jefferson, MIN	450
7. Jayden Reed, GB	442

- ▶ Reed was the **third player in the Super Bowl era** and the **sixth player in NFL history** with at least 400 receiving yards (414) and 100 rushing yards (110) in his team's first five games of a season (2024), joining Timmy Brown (1965), Roger Craig (1985), Pro Football Hall of Famer Frank Gifford (1959), Paul Hofer (1980) and Wilbur Moore (1943).
- ▶ Reed is the first NFL wide receiver to post a TD run of 30-plus yards in back-to-back seasons (2023-24) since Eagles WR DeSean Jackson and Jets WR Brad Smith did so in 2009-10.
- ▶ Reed led the Packers with 138 yards on four receptions (34.5 avg.), including a 70-yard TD, and registered a 33-yard rushing TD in Week 1. He became the **fifth NFL player since 1970** to record a 70-plus-yard TD reception and a 30-plus-yard TD run in the same game:
 - Delvin Williams, SF 11/07/1976 vs WAS (80-yard TD rush, 85-yard TD reception)
 - Curtis Dickey, BAL 09/18/1983 at BUF (33-yard TD rush, 72-yard TD reception)
 - Herschel Walker, DAL 12/14/1986 vs PHI (84-yard TD rush, 84-yard TD reception)
 - Ezekiel Elliott, DAL 11/13/2016 at PIT (32-yard TD rush, 83-yard TD reception)
- ▶ WR **Christian Watson** has six TD catches in his last eight games played.
- ▶ TE **Tucker Kraft** recorded a 66-yard TD reception in Week 5. It **tied for the third longest TD reception by a Packers tight end in the Super Bowl era**, per the Elias Sports Bureau:
 - 10/28/1979 - Paul Coffman - 78
 - 11/04/2012 - Tom Crabtree - 72
 - 10/10/1993 - Jackie Harris - 66
- ▶ Among NFL tight ends, Kraft ranks near the top of the league this season in a couple categories (TruMedia):

Tight End	Receiving TDs (2024)
1. George Kittle, SF	5
2t. Tucker Kraft, GB	3
2t. Isaiah Likely, BAL	3
2t. Cole Kmet, CHI	3

Tight End	Yard After the Catch (2024)
1. Brock Bowers, LV	206
2. Tucker Kraft, GB	185
3. Dallas Goedert, PHI	167

- ▶ CB **Keisean Nixon** registered a career-long 39-yard punt return in the second quarter of Week 6.
- ▶ S **Evan Williams** posted the first forced fumble of his NFL career in Week 6.

**THE DOPE ON
THIS WEEK'S
OPPONENT:**



Packers vs. Texans:

- All-time, regular season: 4-1
- All-time, at home (regular season): 1-1
- Streaks: Green Bay has won the last three regular-season games played.
- Last meeting, regular season: Oct. 25, 2020, NRG Stadium, Packers won, 35-20

COACHES CAPSULES

- Matt LaFleur:** 60-29-0, .674; (3-4 postseason); 6th NFL season
- DeMeco Ryans:** 15-8-0, .652; (1-1 postseason); 2nd NFL season
- Head to Head:** LaFleur 0-0 vs. Ryans
- vs. Opponent:** LaFleur 1-0 vs. Texans; Ryans 0-0 vs. Packers

MATT LaFLEUR...In his sixth season as the Packers' 15th head coach.

- ▶ Is in his 16th season in the NFL, having previously served as an offensive coordinator for two seasons (Los Angeles Rams, 2017; Tennessee Titans, 2018), a quarterbacks coach for six seasons (Washington Redskins, 2010-13; Atlanta Falcons, 2015-16), and an offensive assistant for two seasons (Houston Texans, 2008-09).
- ▶ In his first five seasons leading the Packers, authored one of the greatest starts to a head-coaching career in NFL history. Per the Elias Sports Bureau, his 56 wins are tied for the second most in league history by a head coach in his first five seasons in the NFL, trailing only George Seifert (62 in 1989-93).
- ▶ Became the first coach in NFL history to post 13-plus wins in three straight seasons and his 39 wins from 2019-21 passed Seifert (38) for the most wins by an NFL head coach in his first three seasons in the league (Elias). His 39 wins are also tied for the second most by a coach over any three-season span in league history, trailing only Andy Reid's 40 wins with the Kansas City Chiefs from 2020-22 and Mike Ditka's 40 wins with the Chicago Bears from 1985-87 (Elias).
- ▶ In his first season leading the Packers in 2019, became the first coach in club history to lead the team to the playoffs in his debut season. Also led the largest one-year win improvement in team history (plus-seven wins).

DeMECO RYANS...In his second season as the Texans' sixth head coach.

- ▶ Is in his eighth season as an NFL coach, having previously spent time with the San Francisco 49ers as the defensive coordinator (2021-22), inside linebackers coach (2018-20) and defensive quality control coach (2017).
- ▶ In his first season as head coach for Houston in 2023, the team finished with a 10-7 record, won the AFC South and earned a playoff berth for the first time since 2019. The Texans became the first team in NFL history to win their division with a rookie quarterback (C.J. Stroud) and a first-year head coach.
- ▶ The Texans also had *The Associated Press* Offensive (Stroud) and Defensive (Will Anderson Jr.) Rookies of the Year in 2023, becoming just the fourth franchise to win both awards in the same season since 1967.
- ▶ Was drafted by the Texans in the second round (No. 33 overall) of the 2006 NFL Draft, earning the AP Defensive Rookie of the Year and PFWA Rookie of the Year in 2006. Played for the Texans (2006-11) and the Eagles (2012-15).

THE PACKERS-TEXANS SERIES

- ▶ This will be the sixth regular-season meeting between the clubs since the Texans entered the NFL as an expansion team in 2002.
- ▶ The first matchup between the Packers and Texans was a Sunday night game at Reliant Stadium in Houston in 2004, and Green Bay won, 16-13.
- ▶ The Packers have won four of the five contests played in the series; the only loss came in 2008 when the Texans won, 24-21, in Green Bay.
- ▶ Green Bay has won the last three games played, averaging 32.7 points per game over that span.

NOTABLE CONNECTIONS

Packers head coach Matt LaFleur began his NFL coaching career as an offensive assistant with the Texans in 2008-09 while Texans head coach DeMeco Ryans was a player for Houston...Packers LB Eric Wilson played for the Texans in 2021...Packers offensive coordinator Adam Stenavich spent time on the Texans' practice squad in 2008-09...Packers TE Ben Sims was born and raised in San Antonio, Texas, where he attended Clark High School, and played collegiately at Baylor (2018-22)...Packers LB Edgerrin Cooper played at Texas A&M from 2020-23...Packers DBs coach Ryan Downard was a graduate assistant at Texas Tech in 2013...Packers defensive quality control coach Wendell Davis, a native of Sweeny, Texas, previously coached at West Texas A&M (2010-12), Texas A&M - Commerce (2013-14), and the University of Texas (2015)...Packers coaching assistant Myles White previously coached at SMU (2019-20) and Stephen F. Austin (2021)...Texans CB Ka'dar Hollman was selected by the Packers in the sixth round (No. 185 overall) of the 2019 NFL Draft and played two seasons for Green Bay (2019-20), appearing in 18 regular-season games...Texans assistant strength and conditioning coach Thadeus Jackson was part of the Packers' strength and conditioning staff for 14 seasons (2010-23)...Texans LBs coach Bill Davis served as a defensive assistant/DL coach for the Packers in 2000...Texans offensive coordinator Bobby Slowik is from Green Bay, Wis., where he attended Green Bay Southwest High School, and his father, Bob, coached for the Packers from 2000-04...LaFleur and Slowik were on Washington's staff together in 2010-13...Texans TE coach Jake Moreland is from Milwaukee, Wis., where he attended Marquette University High School...LaFleur and Moreland were collegiate teammates at Western Michigan for two seasons (1998-99)...Moreland was also the offensive coordinator/OL coach for the Broncos in 2018 when Packers WR Jayden Reed started his collegiate career at Western Michigan...Texans RB Dae'quan Brown is from Milwaukee, Wis., where he attended Marquette University High School, and he played collegiately at Wisconsin (2013-16)...Texans S Eric Murray is from Milwaukee, Wis., and attended Riverside University High School...Packers defensive coordinator Jeff Hafley and Stenavich were on the San Francisco 49ers' staff with Ryans and Slowik...Packers strength and conditioning coordinator Aaron Hill was also on the 49ers' staff with Ryans and Slowik as well as Texans safeties coach Stephen Adegoke, defensive passing game coordinator Cory Lindlin and assistant OL coach Zach Yenser...Adegoke and Packers G/T Elgton Jenkins were teammates at Mississippi State (2016-18)...Hafley was an assistant DBs coach with Tampa Bay when Texans defense/special teams assistant Sean Baker entered the league as an undrafted free agent defensive back with the Buccaneers in 2012...Texans WRs/offensive passing game coordinator Ben McDaniels was on the Buccaneers' staff with Hafley in 2012-13...McDaniels also coached with Packers LBs/running game coordinator Anthony Campanile at Rutgers in 2014-17 and with TE coach John Dunn with the Chicago Bears in 2016-17...Packers offensive quality control coach Rob Grosse was a player at John Carroll University when Texans special teams coordinator Frank Ross was on the coaching staff for the Blue Streaks...Packers assistant head coach/special teams coordinator Rich Bisaccia and special teams assistant Byron Storer were on the Raiders' staff with Texans defensive assistant Ryan Milus in 2021...Texans WR Robert Woods was with the L.A. Rams, whom LaFleur was the offensive coordinator in 2017...Wilson was teammates with Texans DE Derwin Barnett with the Eagles in 2021...Packers offensive assistant Sean Mannion and Wilson were teammates with Texans WR Steffon Diggs, CB Kris Boyd and DE Danielle Hunter in Minnesota...Dunn was on the coaching staff at Maryland when Diggs played for the Terrapins...Packers OL coach Luke Butkus coached the offensive line at Illinois while Texans C/G Kendrick Green played for the Fighting Illini in 2017-18...Former collegiate teammates include Packers C/G Josh Myers, Texans QB C.J. Stroud and TE Cade Stover (Ohio State); Packers T Rasheed Walker and Texans C/G Juice Scruggs (Penn State); Packers S Evan Williams and Texans LB Jamal Hill (Oregon); Packers S Javon Bullard, TE John FitzPatrick, LB Quay Walker, DL Devonte Wyatt and Texans CB Kamari Lassiter (Georgia).

LAST MEETING, REGULAR SEASON

- Oct. 25, 2020, NRG Stadium, Packers won, 35-20
- ▶ Packers QB Aaron Rodgers completed 23 of 34 passes for 283 yards and four TDs
- ▶ Packers WR Davante Adams led the team with 13 receptions for 196 yards (15.1 avg.) and two TDs
- ▶ Texans QB Deshaun Watson connected on 29 of 39 passes for 309 yards and two TDs
- ▶ Texans WR Randall Cobb led the team with eight catches for 95 yards (11.9 avg.).

A LOOK AT THE SCHEDULE

The Green Bay Packers' 2024 NFL schedule will feature 17 regular-season games and three preseason games. It is highlighted by five prime-time contests (subject to flexible scheduling) on the original schedule for the 11th straight year (2014-24). Of the 14 opponents on the schedule, 11 of those teams finished with a record of .500-plus last season, tied for the third most in the NFL behind the 12 that Cleveland and Baltimore face. The Packers have seven games against 2023 playoff teams.

- ▶ With the three-game preseason schedule implemented in 2021, the Packers will alternate between hosting one and two preseason games each year. This year, the Packers will start with two road games, first at the Cleveland Browns and then at the Denver Broncos. The Baltimore Ravens will come to Lambeau Field to close out the preseason. The matchup with the Ravens is designated as the Packers Give Back Game, with a benefiting charity to be highlighted through the game and surrounding activities.
- ▶ This year will be the first time that nine regular-season games will be played at Lambeau Field. As previously announced, the Gold package will receive the ninth regular-season game this year, the first year the ninth game will be hosted at Lambeau Field. Green package season ticket holders will receive their typical allotment of regular-season games (six) and will also receive this year's preseason contest. The next time Lambeau Field hosts the ninth regular-season game, the Green package will receive that game and the Gold package will receive the preseason contest.
- ▶ The Packers opened the season in São Paulo, Brazil, marking the sixth straight year and the 10th time in the last 12 seasons that Green Bay has started the season as the road team. Green Bay is the only team in the NFL to open the season as the road team each of the last six years (2019-24).
- ▶ Week 2 saw Green Bay facing the Indianapolis Colts in the home opener, marking the first time the Packers faced an AFC team in the home opener since 2014 against the New York Jets.
- ▶ Green Bay went back on the road in Week 3 as it traveled to Nashville to take on the Tennessee Titans. It was the earliest visit to Nashville to play the Titans and the second-earliest visit against the franchise (Week 1 at Houston Oilers in 1983).
- ▶ The first NFC North opponent the Packers faced was the Minnesota Vikings at home in Week 4.
- ▶ Green Bay faced a pair of NFC West teams in Weeks 5-6. First, the Packers went to Los Angeles to play the Rams, who Green Bay won its ninth game regular season game against out of the last 10 matchups against, before welcoming the Arizona Cardinals to Lambeau Field. Dating back to 1955, Green Bay improved to 9-1 against the Cardinals at home.
- ▶ Green Bay will take on a couple AFC teams after that with a home game against the Houston Texans in Week 7 and a road trip to take on the Jacksonville Jaguars in Week 8. The Packers hold a 4-1 lead in the Texans series, including wins in the last three contests and are 5-2 against the Jaguars, including wins in each of the last three matchups.
- ▶ A home game against the Detroit Lions in Week 9 will precede the bye week, which comes in Week 10 for the first time since 2012. It marks the fourth time in six seasons under Head Coach Matt LaFleur that the

Packers' bye has been Week 10 or later.

- ▶ The Packers stay in the division for a matchup at the Chicago Bears in Week 11. Including a 2010 playoff victory at Chicago, Green Bay has won 25 of the last 30 meetings between the rivals at Soldier Field, including 13 of the last 14.
- ▶ Week 12 will see Green Bay welcome the San Francisco 49ers to Lambeau Field. The Packers have won seven of the last eight regular-season home games against the 49ers.
- ▶ Week 13 will be a short week for the Packers as they will play at home against the Miami Dolphins on Thanksgiving night. It is the second straight year that Green Bay has played on Thanksgiving but only the second time at home on the holiday since 1923 (Chicago, 2015). It starts a run of four consecutive prime-time games, which would be the first time the Packers have played four straight prime-time games in a single season since the merger (Elias Sports Bureau).
- ▶ The Packers start December on Thursday night in Week 14 at Detroit, where Green Bay has won three of the last five contests.
- ▶ The Packers go west in Week 15 to face the Seattle Seahawks on a Sunday night. Green Bay has not played at Seattle since 2018 and the Packers last won in Seattle in 2008.
- ▶ For the 32nd straight season (1993-2024), Green Bay will play on *Monday Night Football* as it hosts the New Orleans Saints in Week 16.
- ▶ For the fourth straight season and the fifth time in the last six years, the Packers will finish the regular season with back-to-back NFC North contests. For the second consecutive season, they will travel a state over to take on the Vikings in Week 17 and then return home to face the Bears in the season finale on a date and time to be determined.

A CLOSER LOOK AT THE 2024 OPPONENTS:

Home Games	'23 Record	Last Overall Meeting/Result	Last Lambeau Field Meeting/Result
Colts	9-8	11/22/20, L, 34-31 (OT)	11/6/16, L, 31-26
Vikings	7-10	12/31/23, W, 33-10	10/29/23, L, 24-10
Cardinals	4-13	10/5/20, W, 30-16	10/5/20, W, 30-16
Texans	10-7	10/25/20, W, 35-20	12/4/16, W, 21-13
Lions	12-5	11/23/23, W, 29-22	9/28/23, L, 34-20
49ers	12-5	^1/20/24, L, 24-21	^1/22/22, L, 13-10
Dolphins	11-6	12/25/22, W, 26-20	11/11/18, W, 31-12
Saints	9-8	9/24/23, W, 18-17	9/24/23, W, 18-17
Bears	7-10	1/7/24, W, 17-9	1/7/24, W, 17-9
Totals	81-72	(.529)	

Road Games	'23 Record	Last Overall Meeting/Result	Last Meeting at Site/Result
Eagles	11-6	11/27/22, L, 40-33	11/27/22, L, 40-33
Titans	6-11	11/17/22, L, 27-17	11/13/16, L, 47-25
Rams	10-7	11/5/23, W, 20-3	10/28/18, L, 29-27
Jaguars	9-8	11/15/20, W, 24-20	9/11/16, W, 27-23
Bears	7-10	1/7/24, W, 17-9	9/10/23, W, 38-20
Lions	12-5	11/23/23, W, 29-22	11/23/23, W, 29-22
Seahawks	9-8	11/14/21, W, 17-0	11/15/18, L, 27-24
Vikings	7-10	12/31/23, W, 33-10	12/31/23, W, 33-10
Totals	71-65	(.522)	
Overall	152-137	(.526)	

+ - NFC Wild Card Playoff
 ^ - NFC Divisional Playoff
 * - NFC Championship

CONSECUTIVE-SELLOUT STREAK

Due to health-and-safety concerns, the Packers made the decision to first not have fans at home games and then to sell a limited number tickets to a few home games in 2020 due to the pandemic, which put a pause to the franchise's sellout streak. The Packers were happy to welcome back full crowds for the 2021 season and after Week 6 against the Arizona Cardinals this season, the sellout streak moved to 376 regular-season games at Lambeau Field (not including replacement games).

- ▶ The league's longest-tenured stadium, Lambeau Field is hosting its 66th season of football in 2022. For the victory over Seattle in the Divisional round of the 2019 playoffs, 78,998 Packers fans filled Lambeau Field for the second-highest paid attendance in stadium history (79,704 in the Divisional round of the 2014 playoffs versus Dallas).
- ▶ Across American professional sports, only Boston's Fenway Park (1912) and Chicago's Wrigley Field (1914) have longer tenures.
- ▶ Including the postseason, Green Bay is 278-138-6 (.667) at Lambeau Field (1957-2024).
- ▶ Under Head Coach **Matt LaFleur**, the Packers are 36-12 at home (including the postseason), a .750 winning percentage that ranks **No. 2 in the NFL** since 2019 (Kansas City ranks No. 1, 42-13, .764).

PACKERS DIGITAL AND SOCIAL MEDIA

Media and fans can visit www.packers.com and follow the Packers on social media for the most up-to-date information throughout the season.

- ▶ On-demand video clips of all general manager, head coach, coordinator and player interviews will be available on the website.
- ▶ Video conferences will be live streamed on packers.com, the Packers' mobile app, CTV app (Apple TV, Roku, Amazon Fire TV), Facebook, X/Twitter, and YouTube.
- ▶ Daily written stories covering practice and interviews with Head Coach Matt LaFleur, assistant coaches and players will be available on the website.
- ▶ Fun 'off-the field' videos will be shared to give fans a closer look at this year's team.
- ▶ Follow the Packers on social media on Instagram, TikTok, Facebook, X, Snapchat, and YouTube.

REPLAY CHALLENGES - REGULAR SEASON

Packers

Season	Challenge Used	Challenge Overturned
2024	2	0
2023	7	2
2022	6	4
2021	7	3
2020	3	2
2019	8	4
2018	3	1
2017	3	2
2016	5	3
2015	5	4
2014	3	0
2013	5	2
2012	8	5
2011	9	5
2010	6	3
2009	14	5
2008	7	4
2007	11	5
2006	4	2
2005	7	1

Opponent

Season	Challenge Used	Challenge Overturned
2024	3	3
2023	6	3
2022	4	3
2021	5	3
2020	7	5
2019	9	3
2018	4	4
2017	8	6
2016	4	2
2015	4	1
2014	5	3
2013	5	4
2012	4	2
2011	7	3
2010	11	3
2009	8	2
2008	8	1
2007	5	0
2006	11	4
2005	6	0

PRONUNCIATION GUIDE

PLAYERS

Jaire Alexander	ji-air
Corey Ballentine	BAL-en-tine
Romeo Doubs	DOBBS
Kingsley Enagbare	ee-nag-BAR-ee
Elgton Jenkins	EL-ton
Keisean Nixon	KEY-shawn
Kitan Oladapo	kuh-TAWN oh-luh-DAPP-oh
Matt Orzech	OR-zick
Robert Rochell	roh-SHELL
Carrington Valentine	CAIR-ing-ton
Daniel Whelan	WEE-lan
Dontayvion Wicks	don-TAY-vee-in

COACHES/FRONT OFFICE

Rich Bisaccia	bis-SOTCH-ee-uh
Anthony Campanile	camp-uh-nell-ee
Tom Clements	KLEMM-ints
Wendel Davis	WEN-del
Ryan Downard	DOWN-erd
Sean Duggan	DUG-an
Rob Grosso	GROW-so
Brian Gutekunst	GOO-tuh-kunst
Matt LaFleur	la-flew-er
Ryan Mahaffey	muh-HAFF-ee
Vince Oghobaase	oh-guh-BAH-see
Jason Rebrovich	reb-row-vitch
Adam Stenavich	STEN-uh-vitch

BRIAN GUTEKUNST INTERVIEWS

- ▶ One-on-one interviews with Gutekunst should be arranged through Jason Wahlers (wahlersj@packers.com).

MATT LaFLEUR PRESS CONFERENCES

- ▶ During the regular season, LaFleur generally will be available in-person to media in the media auditorium on Monday, Wednesday, Thursday, Friday and after games.
- ▶ One-on-one interviews with LaFleur should be arranged through Jason Wahlers (wahlersj@packers.com).

PLAYER INTERVIEWS

- ▶ During the regular season, players on the active roster will be available in-person to media in the locker room generally on Monday, Wednesday, Thursday, Friday and following games.
- ▶ All interviews with players on the practice squad or injured reserve need to be requested and approved through the communications department.
- ▶ At the conclusion of all games, players will be made available following the NFL's standard "cooling-off" period.
- ▶ Any requests to interview players other than on the aforementioned days should be directed to a member of the Packers' communications department.

ASSISTANT COACH AVAILABILITY

- ▶ Coordinators – Adam Stenavich (offense), Jeff Hafley (defense) and Rich Bisaccia (special teams) – will continue to serve as primary spokesmen in their respective areas.
- ▶ During the regular season, coordinators will be available in-person to a limited number of media in the media auditorium once a week. Offensive and defensive position coaches generally will be available in-person. Specific availability will be included in our weekly advisory.
- ▶ Following games, LaFleur will be the only coach available to the media.
- ▶ Position coaches are available for questions on specific players and their position group only. Broader interview topics need to be directed to the respective coordinators.
- ▶ No assistant coach should be contacted directly by telephone (at his desk, home or on his cell phone), or by email. All interviews must be arranged through the communications department.
- ▶ Sarah Quick (quicks@packers.com) serves as the primary contact for assistant coaches. In her absence, feel free to contact another member of the communications staff.

PRACTICE ACCESS, PHOTOGRAPHY AND SOCIAL-MEDIA GUIDELINES

- ▶ During the regular season, practices will be open to local media who regularly cover the team for designated periods during the beginning of each session. Also as in prior years, photo/video opportunities will be limited to the beginning portions of practice.
- ▶ The team reserves the right to limit photography/video to certain periods for competitive reasons. This restriction applies to both training-camp and regular-season practices.
- ▶ During practice periods in which B-roll and still photography are NOT permitted, the media may not utilize camera phones, either. The communications staff will alert the media of the permissible "shooting" periods before and during each practice.
- ▶ Video of practice or press conferences by an individual or media outlet can be posted on social-media sites in compliance with the NFL online-content policy.
- ▶ No live-streaming or live broadcast of practice or press conferences or open locker room is permitted by an individual or media outlet at any time on any platform.
- ▶ NO entries about specific schemes, personnel groupings or anything that might be related in any way to game planning. If you have ANY questions about this, please ask a member of the Packers' communications staff before posting.
- ▶ NO entries regarding "football communications," including specific exchanges between coaches and players that might be overheard. Acknowledgement that the conversation occurred is acceptable, but we ask that the details of the conversation be withheld.
- ▶ NO detailed speculation as to the potential nature or severity of an injury. Once again, acknowledging that an injury occurred and providing general details (i.e., "right leg ..." or "left wrist ...") is permitted, but anything beyond that would be purely speculative and possibly inaccurate.
- ▶ Media are NOT permitted to photograph or shoot b-roll of injured players rehabbing on the practice field.
- ▶ Photographers (video and still) are asked to avoid filming, photographing, printing and/or airing any shots of any injury situation, while the injury occurs, while trainers attend to/treat the injured player, and while the player is leaving the field, either on his own or with aid. This includes minor injuries.
- ▶ Tripods are not allowed to be used while filming from the sideline.

NFL ONLINE-CONTENT POLICY

- ▶ Accredited Organizations may supplement its traditional media distribution platform (e.g., newspaper, television, radio) with other new media distribution platforms that it controls (e.g., websites, official social

media accounts, applications, podcasts), provided that, with respect to such new media distribution platforms: (i) any use of film or video or digital still images is limited to a reasonable amount or number (as applicable), and used only to illustrate or support news and editorial coverage of the Game or Event (as opposed to use in connection with or on commercial products (e.g., apparel, posters, commemorative programs, or other types of souvenir or other merchandise, or sponsored content) purposes; (ii) any use of film or video or digital still images is not used to create Simulated Video of game action; (iii) no video of game action is used (except that, if the Accredited Organization is a television broadcaster, Game or Event highlights may be shown as part of a single, non-archived, online “simulcast” of any regularly scheduled television news programming the Accredited Organization may broadcast, provided it adheres to the limits on such broadcasts set forth below); and (iv) use of non-game audio and video content obtained as a result of credentialed card access (e.g., press conferences, training camp, practice and/or interviews at NFL venues or events): (1) must be limited to 90 seconds maximum per day (180 seconds maximum -- 90 seconds per Member Club -- in two-Member Club markets), (2) may not be posted or streamed “live” or in real time in any form or medium and may not be archived (i.e., made available for on-demand public access for more than 24 hours after posting, etc.), (3) may appear only in an editorial context (i.e., no sponsorship, merchandising or advertising integrated with or around the content, including digital advertising, etc.), and (4) must be accompanied by links back to NFL.com and to the applicable Member Club’s web site.

INJURY INFORMATION

- ▶ All injury information will be issued by Head Coach Matt LaFleur. Please do not address injury questions to another coach or staff member.

CELL PHONES

- ▶ The team does not tolerate cell-phone distractions at practice. Please set all phones to off or vibrate. Phone conversations are strongly discouraged, but if necessary, should be conducted well away from the field.

POOL REPORTER

- ▶ As assigned by the Professional Football Writers of America (PFWA), the Green Bay pool reporter for this season is Rob Demovsky of ESPN.com.

MISCELLANEOUS

- ▶ All items brought to practice (cameras, bags, tripods, equipment, etc.) should be stored against the wall,

away from the field, for safety reasons.

- ▶ Food is not allowed during practice.
- ▶ Any equipment not stored should be held at all times; when avoiding oncoming action, it is important that anything in your possession moves as you move.
- ▶ No players or coaches may be actively engaged in conversation or interviewed while practice is in progress.

CREDENTIALS

- ▶ All credential requests may be requested through Sarah Quick, assistant director of communications, via email: quicks@packers.com. All media must now register in Accredited. Credentials will not be mailed. Credentials can be picked up on gameday at Media Will Call on the south side of the stadium near the Invisalign Gate. Media Will Call opens four hours prior to kickoff.

PHOTO CREDENTIALS

- ▶ Photo credentials will not be issued to freelance photographers unless on a specific assignment from an accredited organization. Credentials are not provided to “grips” due to space limitations.

STADIUM ACCESS

- ▶ Please enter through the loading dock/security entrance with your 2024 non-gameday credential. Those with a simplex card can enter through the media workroom entrance. Please email Sarah Quick (quicks@packers.com) if a day pass is needed.

GAME-CREDENTIAL DEADLINES

- ▶ Following are credential application deadlines for the Packers’ regular-season games. All written requests should be directed to Sarah Quick via email at quicks@packers.com.
- ▶ vs. Houston Texans – Wednesday, Oct. 16 by 12 noon
- ▶ at Jacksonville Jaguars – Monday, Oct. 21 by 10 a.m.
- ▶ vs. Detroit Lions – Wednesday, Oct. 30 by 12 noon
- ▶ at Chicago Bears – Monday, Nov. 11 by 10 a.m.
- ▶ vs. San Francisco 49ers – Wednesday, Nov. 20 by noon
- ▶ vs. Miami Dolphins – Monday, Nov. 25 by 10 a.m.
- ▶ at Detroit Lions – Thursday, Nov. 28 by noon
- ▶ at Seattle Seahawks – Monday, Dec. 9 by 10 a.m.
- ▶ vs. New Orleans Saints – Wednesday, Dec. 18 by noon
- ▶ at Minnesota Vikings – Monday, Dec. 23 at 10 a.m.
- ▶ vs. Chicago Bears – Tuesday, Dec. 31 by 12 noon

ROSTER/ALPHABETICAL

NO.	NAME	POS	HT	WT	DOB	EXP	COLLEGE	HOMETOWN	HOW ACO
23	Alexander, Jaire	CB	5-10	196	2/9/1997	7	Louisville	Mint Hill, N.C.	D1-18
39	Anderson, Zayne	S	6-2	206	1/3/1997	2	Brigham Young	Stansbury Park, Utah	W-23 (Buf.)
26	Ballentine, Corey	CB	5-11	196	4/13/1996	6	Washburn	Tecumseh, Kan.	FA-22
30	Brooks, Chris	RB	6-1	219	1/11/2000	2	Brigham Young	Oceanside, Calif.	FA-24
94	Brooks, Karl	DL	6-3	296	5/8/2000	2	Bowling Green	Lansing, Mich.	D6a-23
20	Bullard, Javon	S	5-10	198	9/5/2002	R	Georgia	Milledgeville, Ga.	D2a-23
97	Clark, Kenny	DL	6-3	314	10/4/1995	9	UCLA	Rialto, Calif.	D1-16
56	Cooper, Edgerrin	LB	6-2	229	11/17/2001	R	Texas A&M	Covington, La.	D2a-24
57	Cox Jr., Brenton	DL	6-4	250	1/30/2000	2	Florida	Stockbridge, Ga.	FA-23
73	Dillard, Andre	T	6-5	315	10/3/1995	6	Washington State	Woodvinville, Wash.	FA-24
87	Doubs, Romeo	WR	6-2	204	4/13/2000	3	Nevada	Los Angeles, Calif.	D4a-22
55	Enagbare, Kingsley	DL	6-4	258	1/18/2000	3	South Carolina	Atlanta, Ga.	D5-22
86	FitzPatrick, John	TE	6-7	262	3/9/2000	3	Georgia	Atlanta, Ga.	FA-24 (PS-Alt.)
52	Gary, Rashan	DL	6-5	277	12/3/1997	6	Michigan	Paramus, N.J.	D1a-19
79	Glover, Travis	T	6-6	317	8/17/2000	R	Georgia State	Vienna, Ga.	D6-24
18	Heath, Malik	WR	6-2	213	3/31/2000	2	Mississippi	Jackson, Miss.	FA-23
59	Hopper, Ty Ron	LB	6-2	228	4/26/2001	R	Missouri	Roswell, Ga.	D3b-24
8	Jacobs, Josh	RB	5-10	223	2/11/1998	6	Alabama	Tulsa, Okla.	UFA (LV)-24
74	Jenkins, Elgton	G/T	6-5	311	12/26/1995	6	Mississippi State	Clarksdale, Miss.	D2-19
85	Kraft, Tucker	TE	6-5	259	1/13/2000	2	South Dakota State	Timber Lake, S.D.	D3-23
10	Love, Jordan	QB	6-4	219	11/2/1998	5	Utah State	Bakersfield, Calif.	D1-20
58	McDuffie, Isaiah	LB	6-1	227	7/21/1999	4	Boston College	Buffalo, N.Y.	D6b-21
29	McKinney, Xavier	S	6-0	201	8/9/1999	5	Alabama	Roswell, Ga.	UFA (NG)-24
80	Melton, Bo	WR	5-11	189	5/18/1999	1	Rutgers	Egg Harbor City, N.J.	FA-22 (PS-Sea)
62	Monk, Jacob	C/G	6-3	308	6/4/2001	R	Duke	Wendell, N.C.	D5a-24
77	Morgan, Jordan	T/G	6-5	311	8/4/2000	R	Arizona	Tucson, Ariz.	D1-24
53	Mosby, Arron	DL	6-3	250	4/13/1999	2	Fresno State	Sanger, Calif.	W-23 (Car.)
71	Myers, Josh	C/G	6-5	310	7/16/1998	4	Ohio State	Miamisburg, Ohio	D2-21
44	Narveson, Brayden	K	5-11	209	9/28/1999	R	North Carolina State	Scottsdale, Ariz.	W-24 (Ten.)
25	Nixon, Keisean	S	6-10	200	6/22/1997	6	South Carolina	Los Angeles, Calif.	FA-22
27	Diadapo, Kitan	S	6-2	216	10/10/2000	R	Oregon State	Portland, Ore.	D5b-24
42	Orzech, Matt	LS	6-3	245	4/12/1995	5	Azusa Pacific	Menifee, Calif.	UFA (LAR)-23
11	Reed, Jayden	WR	5-11	187	4/28/2000	2	Michigan State	Naperville, Ill.	D2b-23
75	Rhyan, Sean	G	6-5	321	9/15/2000	3	UCLA	San Juan Capistrano, Calif.	D3-22
89	Sims, Ben	TE	6-5	250	5/6/2000	2	Baylor	San Antonio, Texas	W-23 (Min.)
63	Staton, T.J.	DL	6-4	330	10/3/1997	4	Florida	Plantation, Fla.	D5a-21
91	Smith, Preston	DL	6-5	265	11/17/1992	10	Mississippi State	Stone Mountain, Ga.	UFA (Was.)-19
21	Stokes, Eric	CB	6-1	194	3/11/1999	4	Georgia	Covington, Ga.	D1-21
76	Telford, Kadeem	T	6-7	322	11/10/1998	1	UAB	Miami, Fla.	FA-23
50	Tom, Zach	OL	6-4	304	3/26/1999	3	Wake Forest	Baton Rouge, La.	D4b-22
24	Valentine, Carrington	CB	6-0	189	9/9/2001	2	Kentucky	Cincinnati, Ohio	D7a-23
9	Van Ness, Lukas	DL	6-5	272	7/6/2001	2	Iowa	Barrington, Ill.	D1-23
7	Walker, Quay	LB	6-4	241	5/8/2000	3	Georgia	Cordele, Ga.	D1a-22
63	Walker, Rasheed	T	6-6	324	2/13/2000	3	Penn State	Waldorf, Md.	D7c-22
9	Watson, Christian	WR	6-4	208	5/12/1999	3	North Dakota State	Tampa, Fla.	D2-22
19	Whelan, Daniel	P	6-5	216	6/16/2001	2	UC Davis	Rancho Mirage, Calif.	FA-23
13	Wicks, Dontayvion	WR	6-1	206	6/16/2001	2	Virginia	Plaquemine, La.	D5b-23
33	Williams, Evan	S	5-11	200	7/28/2001	R	Oregon	Mountain View, Calif.	D4-24
2	Willis, Malik	QB	6-1	225	5/25/1999	3	Liberty	Roswell, Ga.	FA-23 (Ten.)
31	Wilson, Emanuel	RB	5-10	226	5/8/1999	2	Fort Valley State	Huntsville, N.C.	FA-23
45	Wilson, Eric	LB	6-1	230	9/26/1994	8	Cincinnati	Redford, Mich.	FA-22 (PS-NU)
96	Wooden, Colby	DL	6-4	273	12/21/2000	2	Auburn	Lawrenceville, Ga.	D4-23
95	Wyatt, Devonte	DL	6-3	304	3/31/1998	3	Georgia	Decatur, Ga.	D1b-22

Injured Reserve (5)

84	Davis, Tyler	TE	6-4	252	4/2/1997	5	Georgia Tech	Bellmore, N.Y.	FA-21 (PS-Ind.)
28	Dillon, AJ	RB	6-0	247	5/2/1998	5	Boston College	Groton, Mass.	D2-20
44	Goforth, Ralen	LB	6-1	227	11/2/2000	R	Washington	Bellflower, Calif.	FA-24
32	Lloyd, MarShawn	RB	5-9	220	1/5/2001	R	Southern California	Hyattsville, Md.	D3a-24
88	Musgrave, Luke	TE	6-6	253	9/2/2000	2	Oregon State	Beard, Ore.	D2a-23

Injured Reserve - Designated For Return (1)

99	Ford, Jonathan	DL	6-5	338	9/29/1998	2	Miami (Fla.)	Fort Lauderdale, Fla.	D7b-22
----	----------------	----	-----	-----	-----------	---	--------------	-----------------------	--------

Practice Squad (16)

49	Alexander, Deslin	DL	6-3	264	6/11/1998	1	Pittsburgh	Deerfield Beach, Fla.	FA-24
47	Beck, Andrew	FB	6-3	252	5/15/1996	6	Texas	Tampa, Fla.	FA-24
40	Brown, Omar	S	6-1	205	10/12/2000	R	Nebraska	Minneapolis, Minn.	FA-24
6	Clifford, Sean	QB	6-2	218	7/14/1998	2	Penn State	Cincinnati, Ohio	D5a-23
65	Ester, James	DL	6-3	289	8/30/2001	R	Northern Illinois	Detroit, Mich.	FA-24
36	Hadden, Kamal	CB	6-1	192	1/17/2001	R	Tennessee	River Rouge, Mich.	FA-24
16	Hale, Alex	K	6-1	203	3/7/1998	R	Oklahoma State	East Gosford, Australia	FA-24
81	Hicks, Julian	WR	6-2	201	9/29/1999	R	Albany	Mayfield, Ohio	FA-24
67	Jennings, Donovan	G/T	6-4	323	11/24/1999	R	South Florida	Tampa, Fla.	FA-24
83	Johnson, Cornelius	WR	6-3	212	11/29/2000	R	Michigan	Greenwich, Conn.	FA-24
34	King, Kalen	CB	5-11	190	1/28/2003	R	Penn State	Detroit, Mich.	D7b-24
38	Merriwether, Ellis	RB	6-1	220	4/7/1999	1	Massachusetts	Alpharetta, Ga.	FA-23
22	Rochell, Robert	CB	6-0	193	4/26/1998	4	Central Arkansas	Shreveport, La.	FA-23 (PS-Car.)
46	Russell, Chris	LB	6-1	235	7/26/2001	R	Texas A&M	Dyersburg, Tenn.	FA-24
61	Smith, Lecitus	G/C	6-3	314	7/13/1998	2	Virginia Tech	Fitzgerald, Ga.	FA-24
48	Swinson, Messiah	TE	6-7	259	4/20/2000	R	Arizona State	Brookville, N.Y.	FA-24

Practice Squad Injured (1)

82	Luther, TJ	WR	5-11	189	5/13/2000	1	Gardner-Webb	Port Charlotte, Fla.	FA-24
----	------------	----	------	-----	-----------	---	--------------	----------------------	-------

ROSTER/NUMERICAL

NO.	NAME	POS	HT	WT	DOB	EXP	COLLEGE	HOMETOWN	HOW ACC
2	Malik Willis	QB	6-1	225	5/25/1999	3	Liberty	Roswell, Ga.	T-24 (Ten.)
7	Quay Walker	LB	6-4	241	5/8/2000	3	Georgia	Cordelle, Ga.	D1a-22
8	Chris Jacobs	RB	5-10	223	2/11/1998	6	Alabama	Tulsa, Okla.	UFA (LV)-24
9	Christian Watson	WR	6-4	208	5/12/1999	3	North Dakota State	Tampa, Fla.	D2-22
10	Jordan Love	QB	6-4	219	11/2/1998	5	Utah State	Bakersfield, Calif.	D1-20
11	Jayden Reed	WR	5-11	187	4/28/2000	2	Michigan State	Naperville, Ill.	D2-23
13	Dontayvon Wicks	WR	6-1	206	6/16/2001	2	Virginia	Plaquemine, La.	D5b-23
18	Malik Heath	WR	6-2	213	3/31/2000	2	Mississippi	Jackson, Miss.	FA-23
19	Daniel Whelan	F	6-5	216	2/10/1999	2	UC Davis	Rancho Mirage, Calif.	FA-23
20	Javon Bullard	S	5-10	198	9/5/2002	R	Georgia	Milledgeville, Ga.	D2b-24
21	Eric Stokes	CB	6-1	194	3/1/1999	4	Georgia	Covington, Ga.	D1-21
23	Jaire Alexander	CB	5-10	196	2/9/1997	7	Louisville	Mill Hill, N.C.	D1-18
24	Carrington Valentine	CB	6-0	189	9/9/2001	2	Kentucky	Cincinnati, Ohio	D7a-23
25	Keisean Nixon	CB	5-10	200	6/22/1997	6	South Carolina	Los Angeles, Calif.	FA-22
26	Corey Ballentine	CB	5-11	196	4/13/1996	6	Washington	Tecumseh, Kan.	FA-22
27	Kitan Oladapo	S	6-2	216	10/10/2000	R	Oregon State	Portland, Ore.	D5b-24
29	Xavier McKinney	S	6-0	201	8/9/1999	5	Alabama	Roswell, Ga.	UFA (NRG)-24
30	Chris Brooks	RB	6-1	219	1/11/2000	2	Brigham Young	Oceanside, Calif.	FA-24
31	Emanuel Wilson	RB	5-10	226	5/6/1999	2	Fort Valley State	Huntersville, N.C.	FA-23
33	Evan Williams	S	5-11	200	7/28/2001	R	Oregon	Mountain View, Calif.	FA-24
39	Zayne Anderson	S	6-2	206	1/3/1997	2	Brigham Young	Stansbury Park, Utah	W-23 (Buf.)
42	Matt Orzech	LS	6-3	245	4/12/1995	5	Azusa Pacific	Menifee, Calif.	UFA (LAR)-23
44	Brayden Narveson	K	5-11	209	9/28/1999	R	North Carolina State	Scottsdale, Ariz.	W-24 (Ten.)
45	Eric Wilson	LB	6-1	230	9/26/1994	8	Cincinnati	Redford, Mich.	FA-22 (PS-INO)
50	Zach Tom	DL	6-4	304	3/26/1999	3	Wake Forest	Baton Rouge, La.	D4b-22
52	Rashan Gary	DL	6-5	277	12/3/1997	6	Michigan	Paramus, N.J.	D1a-19
53	Arron Mosby	DL	6-3	250	4/13/1999	2	Fresno State	Sanger, Calif.	W-23 (Car.)
55	Kingsley Enagbare	DL	6-4	258	1/18/2000	3	South Carolina	Atlanta, Ga.	D5-22
56	Edgerrin Cooper	DL	6-2	229	11/17/2001	R	Texas A&M	Covington, La.	D2a-24
57	Brenton Cox Jr.	DL	6-4	250	1/30/2000	4	Florida	Stockbridge, Ga.	FA-23
58	Isiah McDuffie	DL	6-1	227	7/21/1999	4	Boston College	Buffalo, N.Y.	D6b-21
59	Ty Ron Hopper	LB	6-2	228	4/26/2001	R	Missouri	Roswell, Ga.	D3b-24
62	Jacob Monk	C/G	6-3	308	6/4/2001	2	Duke	Wendell, N.C.	D5a-24
63	Rashed Walker	T	6-6	324	2/13/2000	3	Penn State	Waldorf, Md.	D7c-22
71	Josh Myers	C/G	6-5	310	7/16/1998	4	Ohio State	Miamisburg, Ohio	D2-21
73	Andre Dillard	T	6-5	315	10/31/1995	6	Washington State	Woodinville, Wash.	FA-19
74	Elton Jenkins	G/T	6-5	311	12/26/1995	6	Mississippi State	Clarksdale, Miss.	D2-19
75	Sean Rhyan	T	6-7	321	9/15/2000	3	UCLA	San Juan Capistrano, Calif.	D3-22
76	Kadeem Telfort	T	6-7	322	11/01/1998	1	UAB	Miami, Fla.	D3-22
77	Jordan Morgan	T/G	6-5	311	8/4/2001	R	Arizona	Tucson, Ariz.	FA-24
79	Travis Glover	T	6-6	317	8/17/2000	R	Georgia State	Vienna, Ga.	D1-24
80	Bo Melton	WR	5-11	189	5/18/1999	1	Rutgers	Egg Harbor City, N.J.	FA-22 (PS-Se.)
85	Tucker Kraft	TE	6-5	259	1/3/2000	2	South Dakota State	Timber Lake, S.D.	D5-23
86	John FitzPatrick	TE	6-7	262	3/9/2000	3	Georgia	Atlanta, Ga.	FA-24 (PS-Atl.)
87	Romeo Doubs	WR	6-2	204	4/13/2000	3	Nevada	Los Angeles, Calif.	D4a-22
89	Ben Sims	TE	6-5	250	5/16/2001	2	Baylor	San Antonio, Texas	W-23 (Min.)
90	Lukas Van Ness	S	6-5	272	7/6/2001	2	Iowa	Barrington, Ill.	D1-23
91	Preston Smith	DL	6-5	265	11/17/1992	10	Mississippi State	Stone Mountain, Ga.	UFA (Was.)-19
93	T.J. Slaton	DL	6-4	330	10/31/1997	4	Florida	Plantation, Fla.	D5a-21
94	Karl Brooks	DL	6-3	296	5/8/2000	2	Bowling Green	Lansing, Mich.	D6a-23
95	Devonte Wyatt	DL	6-3	304	3/31/1998	3	Georgia	Decatur, Ga.	D1b-22
96	Colby Wooden	DL	6-4	273	12/21/2000	2	Auburn	Lawrenceville, Ga.	D4-23
97	Kenny Clark	DL	6-3	314	10/4/1995	9	UCLA	Rialto, Calif.	D1-16
Injured Reserve (5)									
28	AJ Dillon	RB	6-0	247	5/2/1998	5	Boston College	Groton, Mass.	D2-20
32	MarShawn Lloyd	RB	5-9	220	1/5/2001	R	Southern California	Hyattsville, Md.	D3a-24
44	Ralen Gorforth	LB	6-1	227	11/2/2000	R	Washington	Bellflower, Calif.	FA-24
84	Tyler Davis	TE	6-4	252	4/2/1997	5	Georgia Tech	Bellmore, N.Y.	FA-21 (PS-Ind.)
88	Luke Musgrave	TE	6-6	255	9/2/2000	2	Oregon State	Bend, Ore.	D2a-23
Injured Reserve - Designated For Return (1)									
99	Jonathan Ford	DL	6-5	338	9/29/1998	2	Miami (Fla.)	Fort Lauderdale, Fla.	D7b-22
Practice Squad (16)									
6	Sean Clifford	QB	6-2	218	7/14/1998	2	Penn State	Cincinnati, Ohio	D5a-23
16	Alex Hale	K	6-1	203	3/7/1998	R	Oklahoma State	East Gosford, Australia	FA-24
22	Robert Rochell	CB	6-0	193	4/26/1998	4	Central Arkansas	Shreveport, La.	FA-23 (PS-Car.)
34	Kalen King	CB	5-11	190	12/8/2003	R	Penn State	Detroit, Mich.	D7b-24
36	Kamal Hadden	CB	6-1	192	1/17/2001	R	Tennessee	River Rouge, Mich.	FA-24
38	Ellis Merriweather	RB	6-1	220	4/7/1999	1	Massachusetts	Alpharetta, Ga.	FA-23
40	Omar Brown	S	6-1	205	10/12/2000	R	Nebraska	Minneapolis, Minn.	FA-24
46	Chris Russell	LB	6-1	235	7/26/2001	R	Texas A&M	Dyersburg, Tenn.	FA-24
47	Andrew Beck	FB	6-3	252	5/15/1996	6	Texas	Tampa, Fla.	FA-24
48	Messiah Swinson	TE	6-7	259	4/20/2000	R	Arizona State	Brookville, N.Y.	FA-24
49	Deslin Alexandre	DL	6-3	264	6/11/1998	1	Pittsburgh	Deerfield Beach, Fla.	FA-24
61	Lecitus Smith	G/C	6-3	314	7/13/1998	2	Virginia Tech	Fitzgerald, Va.	FA-24
65	James Ester	DL	6-3	289	8/30/2001	R	Northern Illinois	Detroit, Mich.	FA-24
67	Donovan Jennings	G/T	6-4	323	11/24/1999	R	South Florida	Tampa, Fla.	FA-24
81	Julian Hicks	WR	6-2	201	9/29/1999	R	Albany	Mayfield, Ohio	FA-24
83	Cornelius Johnson	WR	6-3	212	11/29/2000	R	Michigan	Greenwich, Conn.	FA-24
Practice Squad Injured (1)									
82	TJ Luther	WR	5-11	189	5/13/2000	1	Gardner-Webb	Port Charlotte, Fla.	FA-24

ROSTER/POSITIONAL

NO.	NAME	POS.	HT.	WT.	AGE	EXP.	COLLEGE	HOMETOWN	HOW ACQ.
QUARTERBACKS (2)									
2	Malik Willis	QB	6-1	225	25	3	Liberty	Roswell, Ga.	T-24 (Ten.)
10	Jordan Love	QB	6-4	219	25	5	Utah State	Bakersfield, Calif.	D1-20
RUNNING BACKS (3)									
8	Josh Jacobs	RB	5-10	223	26	6	Alabama	Tulsa, Okla.	UFA (LV)-24
30	Chris Brooks	RB	6-1	219	24	2	Brigham Young	Oceanside, Calif.	FA-24
31	Emanuel Wilson	RB	5-10	226	25	2	Fort Valley State	Huntersville, N.C.	FA-23
WIDE RECEIVERS (6)									
9	Christian Watson	WR	6-4	208	25	3	North Dakota State	Tampa, Fla.	D2-22
11	Jayden Reed	WR	5-11	187	24	2	Michigan State	Naperville, Ill.	D2b-23
13	Dontayvion Wicks	WR	6-1	206	23	2	Virginia	Plaquemine, La.	D5b-23
18	Malik Heath	WR	6-2	213	24	2	Mississippi	Jackson, Miss.	FA-23
80	Bo Melton	WR	5-11	189	25	1	Rutgers	Egg Harbor City, N.J.	FA-22 (PS-Sea.)
87	Romeo Doubs	WR	6-2	204	24	3	Nevada	Los Angeles, Calif.	D4a-22
TIGHT ENDS (3)									
85	Tucker Kraft	TE	6-5	259	23	2	South Dakota State	Timber Lake, S.D.	D3-23
86	John FitzPatrick	TE	6-7	262	24	3	Georgia	Atlanta, Ga.	FA-24 (PS-Atl.)
89	Ben Sims	TE	6-5	250	24	2	Baylor	San Antonio, Texas	W-23 (Min.)
OFFENSIVE LINE (10)									
50	Zach Tom	OL	6-4	304	25	3	Wake Forest	Baton Rouge, La.	D4b-22
62	Jacob Monk	C/G	6-3	308	23	R	Duke	Wendell, N.C.	D5a-24
63	Rasheed Walker	T	6-6	324	24	3	Penn State	Waldorf, Md.	D7c-22
71	Josh Myers	C/G	6-5	310	26	4	Ohio State	Miamisburg, Ohio	D2-21
73	Andre Dillard	T	6-5	315	29	6	Washington State	Woodinville, Wash.	FA-24
74	Elgton Jenkins	G/T	6-5	311	28	6	Mississippi State	Clarksdale, Miss.	D2-19
75	Sean Rhyan	G	6-5	321	24	3	UCLA	San Juan Capistrano, Calif.	D3-22
76	Kadeem Telfort	T	6-7	322	25	1	UAB	Miami, Fla.	FA-23
77	Jordan Morgan	T/G	6-5	311	23	R	Arizona	Tucson, Ariz.	D1-24
79	Travis Glover	T	6-6	317	24	R	Georgia State	Vienna, Ga.	D6-24
LINEBACKERS (5)									
7	Quay Walker	LB	6-4	241	24	3	Georgia	Cordele, Ga.	D1a-22
45	Eric Wilson	LB	6-1	230	30	8	Cincinnati	Redford, Mich.	FA-22 (PS-NO)
56	Edgerrin Cooper	LB	6-2	229	22	R	Texas A&M	Covington, La.	D2a-24
58	Isaiah McDuffie	LB	6-1	227	25	4	Boston College	Buffalo, N.Y.	D6b-21
59	Ty/Ron Hopper	LB	6-2	228	23	R	Missouri	Roswell, Ga.	D3b-24
DEFENSIVE BACKS (10)									
20	Javon Bullard	S	5-10	198	22	R	Georgia	Milledgeville, Ga.	D2b-24
21	Eric Stokes	CB	6-1	194	25	4	Georgia	Covington, Ga.	D1-21
23	Jaire Alexander	CB	5-10	196	27	7	Louisville	Mint Hill, N.C.	D1-18
24	Carrington Valentine	CB	6-0	189	23	2	Kentucky	Cincinnati, Ohio	D7a-23
25	Keisean Nixon	CB	5-10	200	27	6	South Carolina	Los Angeles, Calif.	FA-22
26	Corey Ballentine	CB	5-11	196	28	6	Washburn	Tecumseh, Kan.	FA-22
27	Kitan Oladapo	S	6-2	216	24	R	Oregon State	Portland, Ore.	D5b-24
29	Xavier McKinney	S	6-0	201	25	5	Alabama	Roswell, Ga.	UFA (NYG)-24
33	Evan Williams	S	5-11	200	23	R	Oregon	Mountain View, Calif.	D4-24
39	Zayne Anderson	S	6-2	206	27	2	Brigham Young	Stansbury Park, Utah	W-23 (Buf.)
DEFENSIVE LINE (11)									
52	Rashan Gary	DL	6-5	277	26	6	Michigan	Paramus, N.J.	D1a-19
53	Arron Mosby	DL	6-3	250	25	2	Fresno State	Sanger, Calif.	W-23 (Car.)
55	Kingsley Enagbare	DL	6-4	258	24	3	South Carolina	Atlanta, Ga.	D5-22
57	Brenton Cox Jr.	DL	6-4	250	24	2	Florida	Stockbridge, Ga.	FA-23
90	Lukas Van Ness	DL	6-5	272	23	2	Iowa	Barrington, Ill.	D1-23
91	Preston Smith	DL	6-5	265	31	10	Mississippi State	Stone Mountain, Ga.	UFA (Was.)-19
93	T.J. Slaton	DL	6-4	330	27	4	Florida	Plantation, Fla.	D5a-21
94	Karl Brooks	DL	6-3	296	24	2	Bowling Green	Lansing, Mich.	D6a-23
95	Devonte Wyatt	DL	6-3	304	26	3	Georgia	Decatur, Ga.	D1b-22
96	Colby Wooden	DL	6-4	273	23	2	Auburn	Lawrenceville, Ga.	D4-23
97	Kenny Clark	DL	6-3	314	29	9	UCLA	Rialto, Calif.	D1-16
SPECIALISTS (3)									
19	Daniel Whelan	P	6-5	216	25	2	UC Davis	Rancho Mirage, Calif.	FA-23
42	Matt Orzech	LS	6-3	245	29	5	Azusa Pacific	Menifee, Calif.	UFA (LAR)-23
44	Brayden Narveson	K	5-11	209	25	R	North Carolina State	Scottsdale, Ariz.	W-24 (Ten.)

ROSTER/HOW BUILT

YEAR	DRAFTEES (32)	FREE AGENTS (9)	COLLEGE FREE AGENTS (4)	TRADES/WAIVERS (5)	PRACTICE SQUAD (3)
2016	DL K. Clark (1)				
2018	CB J. Alexander (1)				
2019	DL R. Gary (1a) G/T E. Jenkins (2)	DL P. Smith (UFA Was. -19)			
2020	QB J. Love (1)				
2021	CB E. Stokes (1) C/G J. Myers (2) DL T. Slaton (5a) LB I. McDuffie (6b)				
2022	LB Q. Walker (1a) DL D. Wyatt (1b) WR C. Watson (2) G S. Rhyan (3) WR R. Doubs (4a) OL Z. Tom (4b) DL K. Enagbare (5) T R. Walker (7c)	CB C. Ballentine (FA-22) CB K. Nixon (FA-22)			WR B. Melton (FA-22 PS-Sea.) LB E. Wilson (FA-22 PS-NO)
2023	DL L. Van Ness (1) WR J. Reed (2b) TE T. Kraft (3) DL C. Wooden (4) WR D. Wicks (5b) DL K. Brooks (6a) CB C. Valentine (7a)	LS M. Orzech (UFA LAR -23) P D. Whelan (FA-23)	DL B. Cox Jr. (FA-23) WR M. Heath (FA-23) T K. Telfort (FA-23) RB E. Wilson (FA-23)	S Z. Anderson (W-23 Buf.) DL A. Mosby (W-23 Car.) TE B. Sims (W-23 Min.)	
2024	T/G J. Morgan (1) LB E. Cooper (2a) S J. Bullard (2b) LB T. Hopper (3b) S E. Williams (4) C/G J. Monk (5a) S K. Oladapo (5b) T T. Glover (6)	RB C. Brooks (FA-24) T A. Dillard (FA-24) RB J. Jacobs (UFA LV -24) S X. McKinney (UFA NYG -24)		K B. Narveson (W-24 Ten.) QB M. Willis (T-24 Ten.)	TE J. FitzPatrick (FA-24 PS-Atl.)

DEPTH CHART

Unofficial, Oct. 15, 2024

OFFENSE

WR:	9	Christian Watson	13	Dontayvion Wicks	
WR:	87	Romeo Doubs	18	Malik Heath	
LT:	63	Rasheed Walker	73	Andre Dillard	
LG:	74	Elgton Jenkins	<u>77</u>	<u>Jordan Morgan</u>	
C:	71	Josh Myers	<u>62</u>	<u>Jacob Monk</u>	
RG:	75	Sean Rhyan	<u>77</u>	<u>Jordan Morgan</u>	
RT:	50	Zach Tom	76	Kadeem Telfort	<u>79</u> <u>Travis Glover</u>
TE:	85	Tucker Kraft	89	Ben Sims	86 John FitzPatrick
WR:	11	Jayden Reed	80	Bo Melton	
QB:	10	Jordan Love	2	Malik Willis	
RB:	8	Josh Jacobs	31	Emanuel Wilson	30 Chris Brooks

DEFENSE

DE:	91	Preston Smith	90	Lukas Van Ness	57 Brenton Cox Jr.
DT:	97	Kenny Clark	95	Devonte Wyatt	96 Colby Wooden
DT:	93	T.J. Slaton	94	Karl Brooks	
DE:	52	Rashan Gary	55	Kingsley Enagbare	53 Arron Mosby
LB:	58	Isaiah McDuffie	<u>59</u>	<u>Ty'Ron Hopper</u>	
LB:	7	Quay Walker	<u>56</u>	<u>Edgerrin Cooper</u>	
LB:	45	Eric Wilson	<u>56</u>	<u>Edgerrin Cooper</u>	
CB:	23	Jaire Alexander	21	Eric Stokes	26 Corey Ballentine
CB:	25	Keisean Nixon	24	Carrington Valentine	
S:	29	Xavier McKinney	39	Zayne Anderson	<u>27</u> <u>Kitan Oladapo</u>
S:	<u>20</u>	<u>Javon Bullard</u>	<u>33</u>	<u>Evan Williams</u>	

SPECIAL TEAMS

K:	<u>44</u>	<u>Brayden Narveson</u>		
P:	19	Daniel Whelan		
H:	19	Daniel Whelan		
PR:	25	Keisean Nixon	11	Jayden Reed
KR:	25	Keisean Nixon	11	Jayden Reed
LS:	42	Matt Orzech		

Rookies are underlined

COACH LOCATIONS AT LAMBEAU FIELD

► **Coaches' Box:** Jeff Hafley (defensive coordinator), Adam Stenavich (offensive coordinator), Ryan Downard (defensive backs), Vince Oghobaase (assistant defensive line), Connor Lewis (assistant quarterbacks), Sean Duggan (defensive assistant), Eddie Gordon (assistant offensive line), Sean Mannion (offensive assistant), Rob Grosso (offensive quality control) and Anthony Perkins (defensive quality control).

► **Sideline:** Rich Bisaccia (assistant head coach/special teams coordinator), Aaron Hill (strength & conditioning coordinator), Derrick Ansley (passing game coordinator/defense), Anthony Campanile (linebackers/running game coordinator), Jason Vrable (passing game coordinator), Luke Butkus (offensive line), Tom Clements (quarterbacks), John Dunn (tight ends), Ryan Mahaffey (wide receivers), Jason Rebrovich (defensive line), Ben Sirmans (running backs), Byron Storer (assistant special teams), Wendel Davis (defensive quality control), Kyle Wilber (special teams quality control), Myles White (coaching assistant - minority fellowship), Todd Hunt (strength & conditioning assistant), Marcus Jones (strength & conditioning assistant) and Ben Schumacher (strength & conditioning assistant).

*Locations may vary in away stadiums

GAME-BY-GAME STARTERS

2024 REGULAR SEASON

OFFENSE

DATE	OPPONENT	WR	WR	TE	LT	LG	C	RG	RT	TE	WR	WR	TE	TE	WR	QB	RB
9/6	at Philadelphia	R. Douns	--	--	R. Walker	E. Jenkins	J. Myers	S. Rhyan	Z. Tom	--	--	--	L. Musgrave	T. Kraft	C. Watson	J. Love	J. Jacobs
9/15	Indianapolis	C. Watson	--	--	R. Walker	E. Jenkins	J. Myers	S. Rhyan	Z. Tom	--	--	--	L. Musgrave	T. Kraft	R. Douns	M. Willis	J. Jacobs
9/22	at Tennessee	R. Douns	--	--	R. Walker	E. Jenkins	J. Myers	S. Rhyan	Z. Tom	--	J. Reed	C. Watson	T. Kraft	--	--	M. Willis	J. Jacobs
9/29	Minnesota	C. Watson	R. Douns	--	R. Walker	E. Jenkins	J. Myers	S. Rhyan	Z. Tom	--	--	--	T. Kraft	--	J. Reed	J. Love	J. Jacobs
10/6	at L.A. Rams	M. Heath	--	--	R. Walker	E. Jenkins	J. Myers	S. Rhyan	Z. Tom	T. Kraft	J. Reed	D. Wicks	--	--	--	J. Love	J. Jacobs
10/13	Arizona	C. Watson	--	T. Kraft	R. Walker	E. Jenkins	J. Myers	S. Rhyan	Z. Tom	B. Sims	J. Reed	--	--	--	--	J. Love	J. Jacobs
10/20		--	--	--	--	--	--	--	--	--	--	--	--	--	--	--	--
10/27		--	--	--	--	--	--	--	--	--	--	--	--	--	--	--	--
11/3		--	--	--	--	--	--	--	--	--	--	--	--	--	--	--	--
11/17		--	--	--	--	--	--	--	--	--	--	--	--	--	--	--	--
11/24		--	--	--	--	--	--	--	--	--	--	--	--	--	--	--	--
11/28		--	--	--	--	--	--	--	--	--	--	--	--	--	--	--	--
12/5		--	--	--	--	--	--	--	--	--	--	--	--	--	--	--	--
12/15		--	--	--	--	--	--	--	--	--	--	--	--	--	--	--	--
12/23		--	--	--	--	--	--	--	--	--	--	--	--	--	--	--	--
12/29		--	--	--	--	--	--	--	--	--	--	--	--	--	--	--	--
1/5		--	--	--	--	--	--	--	--	--	--	--	--	--	--	--	--

2024 REGULAR SEASON

DEFENSE

DATE	OPPONENT	DE	DT	DE	LB	LB	LB	CB	CB	CB	S	S	S	
9/6	at Philadelphia	P. Smith	T. Slaton	K. Clark	R. Gary	Q. Walker	E. Wilson	I. McDuffie	E. Stokes	J. Alexander	--	<u>J. Bullard</u>	X. McKinney	--
9/15	Indianapolis	P. Smith	K. Clark	T. Slaton	R. Gary	Q. Walker	I. McDuffie	--	J. Alexander	E. Stokes	K. Nixon	X. McKinney	<u>J. Bullard</u>	--
9/22	at Tennessee	P. Smith	K. Clark	T. Slaton	R. Gary	Q. Walker	E. Wilson	I. McDuffie	J. Alexander	E. Stokes	--	X. McKinney	<u>J. Bullard</u>	--
9/29	Minnesota	P. Smith	K. Clark	T. Slaton	R. Gary	I. McDuffie	Q. Walker	--	E. Stokes	K. Nixon	C. Ballentine	X. McKinney	<u>J. Bullard</u>	--
10/6	at L.A. Rams	P. Smith	K. Clark	T. Slaton	R. Gary	I. McDuffie	Q. Walker	--	E. Stokes	K. Nixon	--	<u>E. Williams</u>	X. McKinney	<u>J. Bullard</u>
10/13	Arizona	P. Smith	K. Clark	T. Slaton	R. Gary	I. McDuffie	Q. Walker	E. Wilson	--	J. Alexander	K. Nixon	--	X. McKinney	<u>J. Bullard</u>
10/20		--	--	--	--	--	--	--	--	--	--	--	--	--
10/27		--	--	--	--	--	--	--	--	--	--	--	--	--
11/3		--	--	--	--	--	--	--	--	--	--	--	--	--
11/17		--	--	--	--	--	--	--	--	--	--	--	--	--
11/24		--	--	--	--	--	--	--	--	--	--	--	--	--
11/28		--	--	--	--	--	--	--	--	--	--	--	--	--
12/5		--	--	--	--	--	--	--	--	--	--	--	--	--
12/15		--	--	--	--	--	--	--	--	--	--	--	--	--
12/23		--	--	--	--	--	--	--	--	--	--	--	--	--
12/29		--	--	--	--	--	--	--	--	--	--	--	--	--
1/5		--	--	--	--	--	--	--	--	--	--	--	--	--

Rookies underlined.

WEEKLY INACTIVES

REGULAR SEASON

9/6/24	at	Philadelphia:	B. Cox Jr., T. Glover, M. Heath, M. Lloyd, A. Mosby, K. Telfort
9/14/24	vs.	Indianapolis:	B. Cox Jr., A. Dillard, T. Glover, J. Love, K. Oladapo, C. Wooden
9/22/24	at	Tennessee:	B. Cox Jr., T. Glover, J. Love, J. Morgan, K. Oladapo, C. Valentine, C. Wooden
9/29/24	vs.	Minnesota:	J. Alexander, B. Cox Jr., T. Glover, J. Morgan, K. Oladapo, C. Valentine, C. Wooden
10/6/24	at	L.A. Rams:	J. Alexander, B. Cox Jr., T. Glover, J. Morgan, C. Watson, D. Wyatt
10/13/24	vs.	Arizona:	B. Cox Jr., A. Dillard, J. FitzPatrick, T. Glover, K. Oladapo, D. Wyatt

SEASON TOTALS: B. Cox Jr. (6), T. Glover (6), K. Oladapo (4), J. Morgan (3), C. Wooden (3), J. Alexander (2), A. Dillard (2), J. Love (2), C. Valentine (2), D. Wyatt (2), J. FitzPatrick (1), M. Heath (1), M. Lloyd (1), A. Mosby (1), K. Telfort (1), C. Watson (1)



Supplemental Stats



TEAM STATS

GREEN BAY PACKERS / REGULAR SEASON WEEK 6 / THROUGH SUNDAY, OCTOBER 13, 2024

WON 4, LOST 2

09/06	L	29-34	at Philadelphia	47,236
09/15	W	16-10	Indianapolis	77,827
09/22	W	30-14	at Tennessee	67,822
09/29	L	29-31	Minnesota	76,335
10/06	W	24-19	at L.A. Rams	72,842
10/13	W	34-13	Arizona	77,773

2024 TEAM STATISTICS

	GB	OPP.							
FIRST DOWNS	124	124							
Rushing	50	44							
Passing	63	68							
Penalty	11	12							
Third Down-Made/Att	30/74	25/69							
Third Down Efficiency	40.5%	36.2%							
Fourth Down-Made/Att	2/4	4/9							
Fourth Down Efficiency	50.0%	44.4%							
TOTAL NET YARDS	2,405	2,632							
Avg. Per Game	403.8	338.7							
Total Plays	386	375							
Avg. Per Play	6.2	5.4							
NET YARDS RUSHING	1,003	660							
Avg. Per Game	167.2	110.0							
Total Rushes	198	152							
Avg. Per Rush	5.1	4.3							
NET YARDS PASSING	1,402	1,372							
Avg. Per Game	233.7	228.7							
Sacked/Yards Lost	8/53	16/119							
Gross Yards	1,455	1,491							
Attempts/Completions	180/111	207/134							
Pct. of Completion	61.7%	64.7%							
Had Intercepted	6	9							
PUNTS/AVERAGE	19/45.7	21/48.3							
Net Punting Average	41.8	42.4							
PUNT RETURN/AVG.	7/9.0	5/6.8							
KICKOFF RETURN/AVG.	3/28.0	16/24.6							
INTERCEPTION RETURN/AVG.	9/12.9	6/5.5							
PENALTIES/YARDS	46/343	37/277							
FUMBLES/BALL LOST	5/2	12/8							
TOUCHDOWNS	18	15							
Rushing	3	4							
Passing	14	10							
Returns	1	1							
EXTRA POINTS/ATTEMPTS	16/16	13/14							
TWO POINT CONVERSION/ATT.	1/2	0/1							
FIELD GOALS/ATTEMPTS	12/17	6/7							
AVG. TIME OF POSSESSION	31:55	28:05							
SCORE BY PERIODS	Q1	Q2	Q3	Q4	OT	PTS			
TEAM	47	43	38	34	0	162			
OPPONENTS	21	54	27	19	0	121			
SCORING	TD	RU	PA	RT	K-PAT	FG	2PT	S	PTS
Brayden Narveson	0	0	0	0	16/16	12/17	0	0	52
Jayden Reed	4	1	3	0	0/0	0/0	0	0	24
Tucker Kraft	3	0	3	0	0/0	0/0	1	0	20
Dontayvion Wicks	3	0	3	0	0/0	0/0	0	0	18
Romeo Doubs	2	0	2	0	0/0	0/0	0	0	12
Christian Watson	2	0	2	0	0/0	0/0	0	0	12
Jaire Alexander	1	0	0	1	0/0	0/0	0	0	6
Josh Jacobs	1	1	0	0	0/0	0/0	0	0	6
Malik Willis	1	1	0	0	0/0	0/0	0	0	6
Emanuel Wilson	1	0	1	0	0/0	0/0	0	0	6
TEAM	18	3	14	1	16/16	12/17	1	0	162
OPPONENTS	15	4	10	1	13/14	6/7	0	0	121

2-PT Conv: Tucker Kraft 1, Josh Jacobs 0, **TM** 1-2, **OPP** 0-1

SACKS: Devonte Wyatt 3.0, Preston Smith 2.5, Keisean Nixon 2.0, Quay Walker 1.5, Karl Brooks 1.5, Edgerrin Cooper 1.5, Kingsley Enagbare 1.5, Rashaan Gary 1.0, Lukas Van Ness 1.0, Isaiah McDuffie 0.5, **TM** 16.0, **OPP** 8.0 **FUM/LOST:** Josh Jacobs 2/1, Tucker Kraft 1/1, Jordan Love 1/0, Jayden Reed 1/0, **TM** 5/2, **OPP** 12/8

	PASSING	ATT	CMP	YDS	CMP%	YDS/ATT	TD	TD%	INT	INT%	LONG	SACK	LOST	RATING	
Jordan Love	146	86	66	1,131	58.9	7.7	7.7	12	8.2	6	4.1	701	4	37	93.7
Malik Willis	34	25	24	324	73.5	9.5	2	5.9	0	0.0	39	4	16	122.7	
TEAM	180	111	145	61.7	8.1	14.8	6	3.3	701	8	53	99.2			
OPPONENTS	207	134	149	64.7	7.2	10	4.8	9	4.3	671	16	119	84.0		

	NO.	YDS	AVG	LONG	TD
RUSHING					
Josh Jacobs	108	464	4.3	34	1
Emanuel Wilson	42	210	5.0	18	0
Malik Willis	12	114	9.5	29	1
Jayden Reed	9	110	12.2	33t	1
Bo Melton	4	35	8.8	16	0
Jordan Love	9	29	3.2	12	0
Chris Brooks	7	24	3.4	11	0
MarShawn Lloyd	6	15	2.5	5	0
Tucker Kraft	1	2	2.0	2	0
TEAM	198	1,003	5.1	34	3
OPPONENTS	152	660	4.3	34	4

	TAR	NO.	YDS	AVG	LONG	TD
RECEIVING						
Jayden Reed	34	27	442	16.4	70t	3
Tucker Kraft	26	18	231	12.8	66t	3
Romeo Doubs	24	15	218	14.5	39	2
Josh Jacobs	14	11	101	9.2	21	0
Dontayvion Wicks	32	11	133	12.1	36	3
Christian Watson	12	8	148	18.5	44t	2
Emanuel Wilson	9	6	47	7.8	30t	1
Luke Musgrave	7	5	22	4.4	6	0
Malik Heath	5	4	26	6.5	9	0
Bo Melton	7	3	46	15.3	28	0
Ben Sims	2	2	38	19.0	28	0
MarShawn Lloyd	1	1	3	3.0	3	0
Andrew Beck	1	0	0	0.0	0	0
TEAM	174	111	1,455	13.1	70t	14
OPPONENTS	198	134	1,491	11.1	67t	10

	NO.	YDS	AVG	LONG	TD
INTERCEPTIONS					
Xavier McKinney	5	63	12.6	28	0
Jaire Alexander	2	52	26.0	35t	1
Evan Williams	1	1	1.0	1	0
Eric Wilson	1	0	0.0	0	0
TEAM	9	116	12.9	35t	1
OPPONENTS	6	33	5.5	28	1

	FUM	LST	FF	REC	TD
FUMBLES					
Josh Jacobs	2	1	0	0	0
Tucker Kraft	1	1	0	0	0
Jordan Love	1	0	0	0	0
Bo Melton	0	0	0	1	0
Jayden Reed	1	0	0	0	0
TEAM	5	2	0	1	0
OPPONENTS	12	8	0	2	0

	NO.	YDS	AVG	NET	TB	IN	LG	B
PUNTING								
Daniel Whelan	19	869	45.7	41.8	2	8	74	0
TEAM	19	869	45.7	41.8	2	8	74	0
OPPONENTS	21	1,014	48.3	42.4	3	11	59	0

	RET	FC	YDS	AVG	LONG	TD
PUNT RETURNS						
Keisean Nixon	3	0	40	13.3	39	0
Jayden Reed	4	8	23	5.8	12	0
TEAM	7	8	63	9.0	39	0
OPPONENTS	5	7	34	6.8	13	0

	NO.	YDS	AVG	LONG	TD
KICKOFF RETURNS					
Keisean Nixon	3	84	28.0	37	0
TEAM	3	84	28.0	37	0
OPPONENTS	16	393	24.6	33	0

	1-19	20-29	30-39	40-49	50+
FIELD GOALS					
Brayden Narveson	0/0	4/4	3/4	5/9	0/0
TEAM	0/0	4/4	3/4	5/9	0/0
OPPONENTS	0/0	1/1	4/4	1/1	0/1

Brayden Narveson: (31G, 23G, 43RU, 26G) (46G, 42G, 34G, 45WR) (21G, 26G, 47G) (37RU, 49WR) (46G) (96G, 44WR, 41G)
OPP: (38G, 21G) (34G, 50WL) (33G) (38G, 40G)

DEFENSIVE STATS

2024 REGULAR SEASON GREEN BAY PACKERS DEFENSIVE STATS (THROUGH WEEK 6)

PLAYER	TKL.	AST.	COMB	TFL	SACKS/SK.	YDS.	QBH	FR	FF	INT./YDS.	PD
Q. Walker	38	13	51	4	1.5/13.0	2	0	0	0	0/0	0
I. McDuffie	19	18	37	0	0.5/0.0	3	0	0	0	0/0	2
J. Bullard	22	12	34	1	0.0/0.0	0	0	0	0	0/0	1
K. Nixon	21	6	27	4	2.0/14.0	3	0	1	0	0/0	3
X. McKinney	16	7	23	1	0.0/0.0	0	1	0	0	5/63	6
E. Cooper	15	8	23	2	1.5/14.5	3	1	0	0	0/0	1
E. Stokes	15	7	22	0	0.0/0.0	0	0	0	0	0/0	0
E. Williams	10	6	16	1	0.0/0.0	0	0	1	1	1/1	3
R. Gary	8	6	14	1	1.0/6.0	3	0	0	0	0/0	1
P. Smith	6	8	14	2	2.5/20.5	3	0	0	0	0/0	0
K. Clark	8	5	13	0	0.0/0.0	2	1	0	0	0/0	0
J. Alexander	11	1	12	0	0.0/0.0	0	1	0	0	2/52	5
L. Van Ness	10	2	12	2	1.0/4.0	1	1	0	0	0/0	0
E. Wilson	8	4	12	2	0.0/0.0	0	0	1	1	1/0	1
T. Slaton	4	8	12	0	0.0/0.0	2	0	0	0	0/0	0
D. Wyatt	8	2	10	6	3.0/16.0	5	1	0	0	0/0	0
K. Brooks	6	4	10	1	1.5/11.5	4	1	1	0	0/0	0
K. Enagbare	3	6	9	1	1.5/19.5	3	0	2	0	0/0	0
C. Valentine	0	3	3	0	0.0/0.0	0	0	0	0	0/0	1
C. Wooden	0	3	3	0	0.0/0.0	0	0	0	0	0/0	0
C. Ballentine	2	0	2	0	0.0/0.0	0	0	0	0	0/0	0
TOTALS	230	129	359	28	16.0/119.0	34	7	6	9/116	24	

DEFENSIVE SCORES

INT (1) (:58) (Shotgun) W.Lewis pass short right intended for D.Hopkins INTERCEPTED by J.Alexander at TEN 35. J.Alexander for 35 yards. @ **TEN (09/22/24)**

FR (0)

Safety (0)

SPECIAL TEAMS BIG PLAYS

FR (1) (:50) D.Whelan punts 59 yards to MIN 18, Center-M.Orzech. J.Nailor MUFFS catch, RECOVERED by GB-B.Melton at MIN 3. vs. **MIN (09/29/24)**

REGULAR SEASON DEFENSIVE AND SPECIAL TEAMS STATISTICS ARE BASED ON PRESS BOX STATISTICS.

SPECIAL TEAMS STATS

2024 REGULAR SEASON SPECIAL TEAMS STATS								
PLAYER	TACKLES	SOLO	ASSISTS	FOR FUMBLES	FUMBLE REC	BLKD FG	BLKD PAT	BLKD PUNT
Zayne Anderson	4	4	0	0	0	0	0	0
Ty Ron Hopper	4	2	2	0	0	0	0	0
Edgerrin Cooper	3	2	1	0	0	0	0	0
Javon Bullard	2	2	0	0	0	0	0	0
Eric Wilson	2	1	1	0	0	0	0	0
Corey Ballentine	1	1	0	0	0	0	0	0
Malik Heath	1	1	0	0	0	0	0	0
Isalah McDuffie	1	1	0	0	0	0	0	0
Xavier McKinney	1	1	0	0	0	0	0	0
Aaron Mosby	1	1	0	0	0	0	0	0
Robert Rochell	1	1	0	0	0	0	0	0
Evan Williams	1	1	0	0	0	0	0	0
Tucker Kraft	1	0	1	0	0	0	0	0
Bo Melton	1	0	1	0	1	0	0	0
Lukas Van Ness	1	0	1	0	0	0	0	0
Colby Wooden	0	0	0	0	0	0	1	0
2024 TOTALS	25	18	7	0	1	0	1	0
OPPONENTS	14	9	5	0	0	0	0	0

WEEK-BY-WEEK NFL RANKINGS

2024 REGULAR SEASON									
OFFENSE					DEFENSE				
DATE	OPPONENT	TOTAL	RUSH	PASS	*POINTS SCORED	TOTAL	RUSH	PASS	*POINTS SCORED
09/06	at Philadelphia	3	T-7	7	T-7	29	23	27	T-29
09/15	Indianapolis	T-4	1	18	13	27	T-21	26	T-17
09/22	at Tennessee	5	1	22	T-7	20	10	22	12
09/29	Minnesota	3	2	7	T-6	20	11	24	20
10/06	at L.A. Rams	4	3	10	8	21	11	23	14
10/13	Arizona	4	2	10	T-8	18	8	25	T-9

*Points per game

PACKERS IN TEAM RANKINGS - BY SEASON

Year	NFL Offense				NFL Defense			
	Total	Rush	Pass	Points	Total	Rush	Pass	Points
GB in 2023	11	15	12	12	17	28	9	10
GB in 2022	17	15	17	14	17	26	6	17t
GB in 2021	10	18	8	9t	9	11	10	13t
GB in 2020	5	8	9	1	9	13t	7	13t
GB in 2019	18	15	17	15	18	23	14	9
GB in 2018	12	22	9	14t	18	22	12	22
GB in 2017	26	17	25	21	22	17	23	26
GB in 2016	8	20	7	4	22	8	31	21
GB in 2015	23	12	25t	15	15	21	6	12
GB in 2014	6	11	8	1	15	23	10	13t
GB in 2013	3	7	6	8t	25	25	24	21t
GB in 2012	13	20	9	5	11	17	11	11
GB in 2011	3	27	3	1	32	14	32	19
GB in 2010	9	24	5	10	5	18	5	2
GB in 2009	6	14	7	3	2	1	5	7
GB in 2008	8	17	8	5	20	26	12	22t
GB in 2007	2	21	2	4	11	14	12	6t
GB in 2006	9	23	8	22t	12	13	17	25t
GB in 2005	18	30	7	22	7	23	1	19t
GB in 2004	3	10	3	5	25	14	25	23
GB in 2003	4	3	16	4	17	10	23	11
GB in 2002	12	12	10	6	12	21	3	12
GB in 2001	6	21	3	5	12	16	15	4t
GB in 2000	15	23	8	10t	15	8	19	14
GB in 1999	9	21	7	10	19	22	18	20t
GB in 1998	5	25	3	6	4	4	10	12
GB in 1997	4	12	3	2	7	20	8	5
GB in 1996	5	11	5	1	1	4	1	1
GB in 1995	7	26	3	6	14	7	21	5
GB in 1994	9	19	9	4	6	3	15	5t
GB in 1993	19	22	18	6	2	8	7	8t
GB in 1992	15	21	9	17	23	16	23	15

OPPONENT STATS

HOUSTON TEXANS / REGULAR SEASON WEEK 6 / THROUGH SUNDAY, OCTOBER 13, 2024

WON 5, LOST 1

09/08	W	29-27	at Indianapolis	65,306
09/15	W	19-13	Chicago	71,412
09/22	L	7-34	at Minnesota	66,945
09/29	W	24-20	Jacksonville	71,115
10/06	W	23-20	Buffalo	71,427
10/13	W	41-21	at New England	64,628

2024 TEAM STATISTICS

	HOU	OPP.							
FIRST DOWNS	122	98							
Rushing	29	34							
Passing	86	51							
Penalty	7	13							
Third Down-Made/Att	34/82	27/79							
Third Down Efficiency	41.5%	34.2%							
Fourth Down-Made/Att	5/8	6/9							
Fourth Down Efficiency	62.5%	66.7%							
TOTAL NET YARDS	2,251	1,602							
Avg. Per Game	375.2	277.0							
Total Plays	397	349							
Avg. Per Play	5.7	4.8							
NET YARDS RUSHING	713	683							
Avg. Per Game	118.8	113.8							
Total Rushes	158	150							
Avg. Per Rush	4.5	4.6							
NET YARDS PASSING	1,538	979							
Avg. Per Game	256.3	163.2							
Sacked/Yards Lost	17/131	19/131							
Gross Yards	1,669	1,110							
Attempts/Completions	222/150	180/96							
Pct. of Completion	67.6%	53.3%							
Had Intercepted	4	5							
PUNTS/AVERAGE	26/45.0	32/49.4							
Net Punting Average	41.3	45.3							
PUNT RETURN/AVG.	17/7.7	7/4.9							
KICKOFF RETURN/AVG.	6/30.2	17/23.8							
INTERCEPTION RETURN/AVG.	5/7.4	4/11.0							
PENALTIES/YARDS	51/429	37/229							
FUMBLES/BALL LOST	4/3	5/2							
TOUCHDOWNS	15	16							
Rushing	5	4							
Passing	10	12							
Returns	0	0							
EXTRA POINTS/ATTEMPTS	14/14	15/15							
TWO POINT CONVERSION/ATT.	0/1	0/1							
FIELD GOALS/ATTEMPTS	13/15	8/8							
AVG. TIME OF POSSESSION	32:47	27:13							
SCORE BY PERIODS	Q1	Q2	Q3	Q4	OT	PTS			
TEAM	44	32	26	41	0	143			
OPPONENTS	37	17	41	40	0	135			
SCORING	TD	RU	PA	RT	K-PAT	FG	2PT	S	PTS
K. Fairbairn	0	0	0	0	14/14	13/15	0	0	53
S. Diggs	4	1	3	0	0/0	0/0	0	0	24
N. Collins	3	0	3	0	0/0	0/0	0	0	18
J. Mixon	3	2	1	0	0/0	0/0	0	0	18
C. Akers	2	1	1	0	0/0	0/0	0	0	12
T. Dell	1	0	1	0	0/0	0/0	0	0	6
D. Ogunbowale	1	0	1	0	0/0	0/0	0	0	6
D. Pierce	1	1	0	0	0/0	0/0	0	0	6
TEAM	15	5	10	0	14/14	13/15	0	0	143
OPPONENTS	16	4	12	0	15/15	8/8	0	0	135

2-PT Conv: J. Mixon 0, TM 0-1, OPP 0-1

SACKS: W. Anderson Jr. 5.5, D. Hunter 2.5, D. Barnett 2.0, T. Settle Jr. 2.0, M. Edwards Jr. 2.0, H. To'o to'o 1.0, K. Davis 1.0, F. Fatukasi 1.0, A. Al-Shair 1.0, E. Murray 1.0, TM 19.0, OPP 17.0 FUM/LOST: C. Stroud 2/1, C. Akers 1/1, S. Sims 1/1, TM 4/3, OPP 5/2

PASSING	ATT	COMP	YDS	COMP%	YDS/ATT	TD	TD%	INT	INT%	LONG	SACK	LOST	RATING
C. Stroud	208	142	1,577	68.3	7.6	10	4.8	4	1.9	67	16	124	98.6
D. Mills	13	7	79	53.8	6.1	0	0.0	0	0.0	25	1	7	72.3
S. Diggs	1	1	13	100.0	13.0	0	0.0	0	0.0	13	0	0	118.8
TEAM	222	150	1,669	67.6	7.5	10	4.5	4	1.8	67	17	131	97.2
OPPONENTS	180	96	1,110	53.3	6.2	12	6.7	5	2.8	60	19	131	82.9

RUSHING	NO.	YDS	AVG	LONG	TD
J. Mixon	52	286	5.5	59	2
C. Akers	40	147	3.7	15	1
D. Pierce	11	92	8.4	54	1
C. Stroud	17	75	4.4	13	0
D. Ogunbowale	21	48	2.3	7	0
T. Dell	6	30	5.0	18	0
J. Taylor	7	21	3.0	7	0
S. Diggs	2	12	6.0	6	1
B. Brooks	1	2	2.0	2	0
S. Sims	1	0	0.0	0	0
TEAM	158	713	4.5	59	5
OPPONENTS	150	683	4.6	58	4

RECEIVING	TAR	NO.	YDS	AVG	LONG	TD
S. Diggs	48	37	392	10.6	28	3
N. Collins	45	32	567	17.7	67	3
T. Dell	30	20	194	9.7	23	1
D. Schultz	30	18	143	7.9	23	0
D. Ogunbowale	16	15	155	10.3	31	1
J. Mixon	11	8	74	9.3	20	1
X. Hutchinson	8	3	34	11.3	19	0
C. Akers	7	4	16	4.0	8	1
C. Stover	5	4	51	12.8	27	0
R. Woods	5	3	28	9.3	13	0
B. Jordan	3	2	7	3.5	4	0
J. Taylor	3	2	0	0.0	2	0
J. Metchie III	1	1	7	7.0	7	0
D. Pierce	1	1	1	1.0	1	0
TEAM	213	150	1,669	11.1	67	10
OPPONENTS	170	96	1,115	11.6	60	12

INTERCEPTIONS	NO.	YDS	AVG	LONG	TD
C. Bullock	2	28	14.0	28	0
K. Lassiter	1	9	9.0	9	0
E. Murray	1	0	0.0	0	0
D. Stingley Jr.	1	0	0.0	0	0
TEAM	5	37	7.4	28	0
OPPONENTS	4	44	11.0	35	0

FUMBLES	FUM	LST	FF	REC	TD
C. Akers	1	1	0	0	0
S. Sims	1	1	0	0	0
C. Stroud	2	1	0	1	0
TEAM	4	3	0	1	0
OPPONENTS	5	2	0	0	0

PUNTING	NO.	YDS	AVG	NET	TB	IN	LG	B
T. Townsend	26	1,169	45.0	41.3	1	11	65	1
TEAM	26	1,169	45.0	41.3	1	11	65	1
OPPONENTS	32	1,582	49.4	45.3	0	15	63	0

PUNT RETURNS	RET	FC	YDS	AVG	LONG	TD
R. Woods	5	3	75	15.0	36	0
S. Sims	12	6	56	4.7	19	0
TEAM	17	9	131	7.7	36	0
OPPONENTS	7	8	34	4.9	16	0

KICKOFF RETURNS	NO.	YDS	AVG	LONG	TD
R. Woods	3	92	30.7	31	0
S. Sims	3	89	29.7	37	0
TEAM	6	181	30.2	37	0
OPPONENTS	17	404	23.8	32	0

FIELD GOALS	1-19	20-29	30-39	40-49	50+
K. Fairbairn	0/0	0/0	2/2	3/4	8/9
TEAM	0/0	0/0	2/2	3/4	8/9
OPPONENTS	0/0	0/0	3/3	1/1	4/4

K. Fairbairn: (51G, 50G, 51G) (56G, 47G, 59G, 53G) (54WR) (30G) (50G, 47G, 59G) (4WR, 39G, 46G)
 OPP: (53G, 54G) (35G, 58G) (41G, 52G) (38G, 33G)

STATS MATCH-UP: PLAYERS

GREEN BAY			HOUSTON		
	PLAYER	STAT		PLAYER	STAT
OFFENSIVE			OFFENSIVE		
Passing Yards	Jordan Love	1,131	Passing Yards	C.J. Stroud	1,577
Passing Attempts	Jordan Love	146	Passing Attempts	C.J. Stroud	208
Passing Completions	Jordan Love	86	Passing Completions	C.J. Stroud	142
Completion Pct.	Malik Willis	73.5%	Completion Pct.	C.J. Stroud	68.3%
Passing TDs	Jordan Love	12	Passing TDs	C.J. Stroud	10
Rushing Yards	Josh Jacobs	464	Rushing Yards	Joe Mixon	286
Rushing Avg.	Emanuel Wilson	12	Rushing Avg.	Tank Dell	10
Rushing TDs	Malik Willis	1	Rushing TDs	Joe Mixon	2
	Jayden Reed				
	Josh Jacobs				
Receptions	Jayden Reed	27	Receptions	Stefon Diggs	37
Receiving Yards	Jayden Reed	442	Receiving Yards	Nico Collins	567
Avg. Yards-Per-Rec	Ben Sims	19.0	Avg. Yards-Per-Rec	Nico Collins	17.7
Receiving TDs	Dontayvion Wicks	3	Receiving TDs	Nico Collins	3
	Tucker Kraft			Stefon Diggs	
	Jayden Reed				
Points	Brayden Narveson	52	Points	Ka'imi Fairbairn	53
DEFENSIVE			DEFENSIVE		
Sacks/Yards	Devonte Wyatt	3.0/16.0	Sacks/Yards	Will Anderson Jr.	5.5/42.0
Int/Yards/Longest	Jaire Alexander	2/52/52	Int/Yards/Longest	Kamari Lassiter	1/9/9
				Eric Murray	
				Derek Stingley Jr.	
Solo/Assists/Tackles	Quay Walker	38/13/51	Solo/Assists/Tackles	Henry To'oTo'o	22/22/44
FF/FR	Karl Brooks	1/1	FF/FR	Mario Edwards	1/0
	Kenny Clark			Jr.	
	Lukas Van Ness			Calen Bullock	
Quarterback Hits	Devonte Wyatt	5	Quarterback Hits	Will Anderson Jr.	8
Passes Defensed	Xavier McKinney	6	Passes Defensed	Eric Murray	5
				Derek Stingley Jr.	
Tackles for Loss	Devonte Wyatt	6	Tackles for Loss	Will Anderson Jr.	9
SPECIAL TEAMS			SPECIAL TEAMS		
ST Tackles	Zayne Anderson	4	ST Tackles	Jake Hansen	4
KO Returns	Keisean Nixon	3	KO Returns	Steven Sims	3
				Robert Woods	
KO Returns Yards (avg)	Keisean Nixon	84 (28.0)	KO Returns Yards (avg)	Robert Woods	92 (30.7)
Punt Returns	Jayden Reed	4	Punt Returns	Steven Sims	12
Punt Returns Yards (avg)	Keisean Nixon	40 (13.3)	Punt Returns Yards (avg)	Robert Woods	75 (15.0)
Field Goals Made/Att	Brayden Narveson	12/17 (70.6%)	Field Goals Made/Att	Ka'imi Fairbairn	13/15 (86.7%)
Punts	Daniel Whelan	19	Punts	Tommy Townsend	26
Punt Yards (Avg/Net Avg)	Daniel Whelan	869 (45.7/41.8)	Punt Yards (Avg/Net Avg)	Tommy Townsend	1,169 (45.0/41.3)

OFFENSE - TEAM STATS - GAME-BY-GAME

2024 REGULAR SEASON PACKERS GAME-BY-GAME OFFENSE

	09/06 @ PHI	09/15 IND	09/22 @ TEN	09/29 MIN	10/06 @ LAR	10/13 ARI	10/20 HOU	10/27 @ JAX	11/03 DET	11/17 @ CHI	11/24 SF	11/28 MIA	12/05 @ DET	12/15 @ SEA	12/23 NO	12/29 @ MIN	01/05 CHI	Totals
FIRST DOWNS																		
Total	19	19	16	24	19	27												124
Rushing	7	13	9	3	9	9												50
Passing	9	6	6	19	8	15												63
Penalty	3	0	1	2	2	3												11
THIRD DOWNS																		
Attempts	11	17	14	12	8	12												74
Converted	3	10	5	4	1	7												30
Percentage	27.3%	58.8%	35.7%	33.3%	12.5%	58.3%												40.5%
FOURTH DOWNS																		
Attempts	1	0	0	2	0	1												4
Converted	1	0	0	0	0	1												2
Percentage	100.0%	0	0	0.0%	0	100.0%												50.0%
TOT. OFFENSE																		
Net Yards	414	383	378	465	328	437												2,405
Plays	58	67	59	74	58	70												386
Avg./Play	7.1	5.7	6.4	6.3	5.7	6.2												6.2
RUSHING																		
Net Yards	163	261	188	86	126	179												1,003
Rush. Att.	21	53	37	19	30	38												198
Avg./Att.	7.8	4.9	5.1	4.5	4.2	4.7												5.1
PASSING																		
Net Yards	251	122	190	379	202	258												1,402
Attempts	35	14	19	54	26	32												180
Completions	17	12	13	32	15	22												111
Intercepted	1	0	0	3	1	1												6
Gross Yards	260	122	202	389	224	258												1,455
Sacked	2.0	0.0	3.0	1.0	2.0	0.0												8.0
Yards Lost	9	0	12	10	22	0												53
ADVANCES																		
Rushes	21	53	37	19	30	38												198
Completions	17	12	13	32	15	22												111
Totals	38	65	50	51	45	60												309
Total Drives	11	10	10	15	11	11												68
PENALTIES																		
Number	10	6	10	8	7	5												46
Yards	71	50	75	68	39	40												343
FUMBLES																		
Number	1	2	0	1	1	0												5
Lost	0	1	0	1	0	0												2
PUNTING																		
Yards	74	139	244	180	186	46												869
Punts	2	3	5	3	5	1												19
Net Avg.	37.0	46.3	36.0	56.7	37.2	46.0												41.8
Gross Avg.	37.0	46.3	48.8	60.0	37.2	46.0												45.7
SCORING																		
Points	29	16	30	29	24	34												162
Q1	6	10	17	0	7	7												47
Q2	13	0	3	7	3	17												43
Q3	7	3	7	0	14	7												38
Q4	3	3	3	22	0	3												34
OT	0	0	0	0	0	0												0
TD Rushing	1	0	1	0	1	0												3
TD Passing	2	1	1	4	2	4												14
TD KO Returns	0	0	0	0	0	0												0
TD Punt Returns	0	0	0	0	0	0												0
TD Sp. Teams	0	0	0	0	0	0												0
TD Def. Returns	0	0	1	0	0	0												1
FG Attempts	4	4	3	2	1	3												17
FG Made	3	3	3	0	1	2												12
Safety	0	0	0	0	0	0												0
2-Pt Attempts	1	0	0	1	0	0												2
2-Pt Made	0	0	0	1	0	0												1
TOP	27:13	40:11	32:28	27:45	27:19	36:35												31:55

DEFENSE - TEAM STATS - GAME-BY-GAME

2024 REGULAR SEASON PACKERS GAME-BY-GAME DEFENSE

	09/06 @ PHI	09/15 IND	09/22 @ TEN	09/29 MIN	10/06 @ LAR	10/13 ARI	10/20 HOU	10/27 @ JAX	11/03 DET	11/17 @ CHI	11/24 SF	11/28 MIA	12/05 @ DET	12/15 @ SEA	12/23 NO	12/29 @ MIN	01/05 CHI	Totals
FIRST DOWNS																		
Total	25	19	18	22	24	16												124
Rushing	8	8	3	8	12	5												44
Passing	14	10	14	11	11	8												68
Penalty	3	1	1	3	1	3												12
THIRD DOWNS																		
Attempts	14	9	9	11	16	10												69
Converted	4	2	3	4	8	4												25
Percentage	28.6%	22.2%	33.3%	36.4%	50.0%	40.0%												36.2%
FOURTH DOWNS																		
Attempts	1	2	1	1	4	0												9
Converted	1	1	0	0	2	0												4
Percentage	100.0%	50.0%	0.0%	0.0%	50.0%	0												44.4%
TOT. OFFENSE																		
Net Yards	410	338	237	374	370	303												2,032
Plays	74	53	53	64	76	55												375
Avg./Play	5.5	6.4	4.5	5.8	4.9	5.5												5.4
RUSHING																		
Net Yards	144	140	33	120	134	89												660
Rush. Att.	38	18	11	34	28	23												152
Avg./Att.	3.8	7.8	3.0	3.5	4.8	3.9												4.3
PASSING																		
Net Yards	266	198	204	254	236	214												1,372
Attempts	34	34	34	28	45	32												207
Completions	20	17	26	20	29	22												134
Intercepted	2	3	2	1	1	0												9
Gross Yards	278	204	260	275	260	214												1,491
Sacked	2.0	1.0	8.0	2.0	3.0	0.0												16.0
Yards Lost	12	6	56	21	24	0												119
ADVANCES																		
Rushes	38	18	11	34	28	23												152
Completions	20	17	26	20	29	22												134
Totals	58	35	37	54	57	45												286
Total Drives	11	10	11	15	9	10												66
PENALTIES																		
Number	7	3	2	7	5	13												37
Yards	57	20	15	55	30	100												277
FUMBLES																		
Number	2	3	1	2	1	3												12
Lost	1	0	1	2	1	3												8
PUNTING																		
Yards	101	161	187	225	129	211												1,014
Punts	2	3	4	5	3	4												21
Net Avg.	50.5	47.0	43.0	40.8	43.0	36.0												42.4
Gross Avg.	50.5	53.7	46.8	45.0	43.0	52.8												48.3
SCORING																		
Points	34	10	14	31	19	13												121
Q1	0	0	7	14	0	0												21
Q2	17	0	0	14	13	10												54
Q3	14	3	7	0	0	3												27
Q4	3	7	0	3	6	0												19
OT	0	0	0	0	0	0												0
TD Rushing	2	0	0	1	1	0												4
TD Passing	2	1	2	3	1	1												10
TD KO Returns	0	0	0	0	0	0												0
TD Punt Returns	0	0	0	0	0	0												0
TD Sp. Teams	0	0	0	0	0	0												0
TD Def. Returns	0	0	0	0	1	0												1
FG Attempts	2	2	0	1	0	2												7
FG Made	2	1	0	1	0	2												6
Safety	0	0	0	0	0	0												0
2-Pt Attempts	0	0	0	0	1	0												1
2-Pt Made	0	0	0	0	0	0												0
TOP	32:47	19:49	27:32	32:15	32:41	23:25												28:04

SACKS / QB HITS / PASSES DEFENSED

2024 REGULAR SEASON

QUARTERBACK SACKS				
DATE	OPPONENT	SACKS	YARDS	PLAYERS
09/06	at Philadelphia	2.0	12	Rashan Gary 1.0-6.0, Keisean Nixon 1.0-6.0
09/15	Indianapolis	1.0	6	Devonte Wyatt 1.0-6.0
09/22	at Tennessee	8.0	56	Preston Smith 2.0-17.0, Devonte Wyatt 2.0-10.0, Kingsley Enagbare 1.5-19.5, Lukas Van Ness 1.0-4.0, Edgerrin Cooper 0.5-5.5, Isaiah McDuffie 0.5-0.0, Quay Walker 0.5-0.0
09/29	Minnesota	2.0	21	Keisean Nixon 1.0-8.0, Quay Walker 1.0-13.0
10/06	at L.A. Rams	3.0	24	Karl Brooks 1.5-11.5, Edgerrin Cooper 1.0-9.0, Preston Smith 0.5-3.5
10/13	Arizona	0.0	0	--
10/20	Houston	--	--	--
10/27	at Jacksonville	--	--	--
11/03	Detroit	--	--	--
11/17	at Chicago	--	--	--
11/24	San Francisco	--	--	--
11/28	Miami	--	--	--
12/05	at Detroit	--	--	--
12/15	at Seattle	--	--	--
12/23	New Orleans	--	--	--
12/29	at Minnesota	--	--	--
01/05	Chicago	--	--	--
TOTALS		16.0	119	DEVONTE WYATT 3.0-16.0, PRESTON SMITH 2.5-20.5, KEISEAN NIXON 2.0-14.0, KARL BROOKS 1.5-11.5, EDGERRIN COOPER 1.5-14.5, KINGSLEY ENAGBARE 1.5-19.5, QUAY WALKER 1.5-13.0, RASHAN GARY 1.0-6.0, LUKAS VAN NESS 1.0-4.0, ISAIAH MCDUFFIE 0.5-0.0

QUARTERBACK HITS			
DATE	OPPONENT	QBH	PLAYERS
09/06	at Philadelphia	5	Rashan Gary 2, Keisean Nixon 2, Isaiah McDuffie 1
09/15	Indianapolis	3	Devonte Wyatt 2, Isaiah McDuffie 1
09/22	at Tennessee	12	Devonte Wyatt 3, Kingsley Enagbare 2, Preston Smith 2, Karl Brooks 1, Edgerrin Cooper 1, Isaiah McDuffie 1, Lukas Van Ness 1, Quay Walker 1
09/29	Minnesota	3	Keisean Nixon 1, T.J. Slaton 1, Quay Walker 1
10/06	at L.A. Rams	10	Karl Brooks 3, Kenny Clark 2, Edgerrin Cooper 2, Kingsley Enagbare 1, T.J. Slaton 1, Preston Smith 1
10/13	Arizona	1	Rashan Gary 1
10/20	Houston	--	--
10/27	at Jacksonville	--	--
11/03	Detroit	--	--
11/17	at Chicago	--	--
11/24	San Francisco	--	--
11/28	Miami	--	--
12/05	at Detroit	--	--
12/15	at Seattle	--	--
12/23	New Orleans	--	--
12/29	at Minnesota	--	--
01/05	Chicago	--	--
TOTALS		34	DEVONTE WYATT 5, KARL BROOKS 4, EDGERRIN COOPER 3, KINGSLEY ENAGBARE 3, RASHAN GARY 3, ISAIAH MCDUFFIE 3, KEISEAN NIXON 3, PRESTON SMITH 3, KENNY CLARK 2, T.J. SLATON 2, QUAY WALKER 2, LUKAS VAN NESS 1

PASSES DEFENSED			
DATE	OPPONENT	PD	PLAYERS
09/06	at Philadelphia	6	Jaire Alexander 2, Edgerrin Cooper 1, Rashan Gary 1, Xavier McKinney 1, Keisean Nixon 1
09/15	Indianapolis	7	Jaire Alexander 1, Javon Bullard 1, Isaiah McDuffie 1, Xavier McKinney 1, Carrington Valentine 1, Evan Williams 1, Eric Wilson 1
09/22	at Tennessee	2	Jaire Alexander 1, Xavier McKinney 1
09/29	Minnesota	2	Isaiah McDuffie 1, Xavier McKinney 1
10/06	at L.A. Rams	5	Xavier McKinney 2, Evan Williams 2, Keisean Nixon 1
10/13	Arizona	2	Jaire Alexander 1, Keisean Nixon 1
10/20	Houston	--	--
10/27	at Jacksonville	--	--
11/03	Detroit	--	--
11/17	at Chicago	--	--
11/24	San Francisco	--	--
11/28	Miami	--	--
12/05	at Detroit	--	--
12/15	at Seattle	--	--
12/23	New Orleans	--	--
12/29	at Minnesota	--	--
01/05	Chicago	--	--
TOTALS		24	XAVIER MCKINNEY 6, JAIRE ALEXANDER 5, KEISEAN NIXON 3, EVAN WILLIAMS 3, ISAIAH MCDUFFIE 2, JAVON BULLARD 1, EDGERRIN COOPER 1, RASHAN GARY 1, CARRINGTON VALENTINE 1, ERIC WILSON 1

INTERCEPTIONS - FUMBLES

INTERCEPTIONS (AS OF OCT 15, 2024, 2:05 AM CDT) 2024 : REGULAR SEASON

PACKERS INTERCEPTIONS		
PLAYERS	TIMES	WHERE/WHEN
Xavier McKinney	5	1 at Philadelphia - (9/6); 1 Indianapolis - (9/15); 1 at Tennessee - (9/22); 1 Minnesota - (9/29); 1 at L.A. Rams - (10/6)
Jaire Alexander	2	1 at Philadelphia - (9/6); 1 at Tennessee - (9/22)
Evan Williams	1	1 Indianapolis - (9/15)
Eric Wilson	1	1 Indianapolis - (9/15)
2024 TOTALS	9	

(AS OF OCT 15, 2024, 2:05 AM CDT) 2024 : REGULAR SEASON

PLAYER	FUMBLES	LOST	OWN RECOVERED	OWN REC YARDS	FUMBLED GAMES
Josh Jacobs	2	1	0	0	0 - at Philadelphia (9/6); 1 - vs Indianapolis (9/15);
Tucker Kraft	1	1	0	0	1 - vs Minnesota (9/29);
Jordan Love	1	0	0	0	0 - at L.A. Rams (10/6);
Jayden Reed	1	0	0	0	0 - vs Indianapolis (9/15);
Bo Melton	0	0	1	0	0 - at Philadelphia (9/6); 0 - vs Minnesota (9/29);
2024 TOTALS	5	2	1	0	--

INDIVIDUAL GXG STATS: PASSING

2024 REGULAR SEASON INDIVIDUAL GAME-BY-GAME STATS

PASSING:		JORDAN LOVE												
DATE	OPP.	ATT	CMP	YDS	CMP%	Y/A	Y/C	TD	TD%	INT	INT%	LG	SK/YD	RATE
09/06	at Philadelphia	34	17	260	50.0%	7.6	15.3	2	5.9%	1	2.9%	70t	1/5	83.0
09/15	Indianapolis													
09/22	at Tennessee													
09/29	Minnesota	54	32	389	59.3%	7.2	12.2	4	7.4%	3	5.6%	42	1/10	83.0
10/06	at L.A. Rams	26	15	224	57.7%	8.6	14.9	2	7.7%	1	3.8%	66t	2/22	95.7
10/13	Arizona	32	22	258	68.8%	8.1	11.7	4	12.5%	1	3.1%	44t	0/0	119.5
10/20	Houston													
10/27	at Jacksonville													
11/03	Detroit													
11/17	at Chicago													
11/24	San Francisco													
11/28	Miami													
12/05	at Detroit													
12/15	at Seattle													
12/23	New Orleans													
12/29	at Minnesota													
TBD	Chicago													
TOTALS		146	86	1,131	58.9%	7.7	13.2	12	8.2%	6	4.1%	70t	4/37	93.7
CAREER TOTALS		808	508	5,896	62.9%	7.3	0.0	47	5.8%	20	2.5%	77	37/302	94.0

PASSING:		MALIK WILLIS												
DATE	OPP.	ATT	CMP	YDS	CMP%	Y/A	Y/C	TD	TD%	INT	INT%	LG	SK/YD	RATE
09/06	at Philadelphia	1	0	0	0.0%	0.0	0.0	0	0.0%	0	0.0%	0	1/4	39.6
09/15	Indianapolis	14	12	122	85.7%	8.7	10.2	1	7.1%	0	0.0%	39	0/0	126.8
09/22	at Tennessee	19	13	202	68.4%	10.6	15.5	1	5.3%	0	0.0%	37	3/12	120.9
09/29	Minnesota													
10/06	at L.A. Rams													
10/13	Arizona													
10/20	Houston													
10/27	at Jacksonville													
11/03	Detroit													
11/17	at Chicago													
11/24	San Francisco													
11/28	Miami													
12/05	at Detroit													
12/15	at Seattle													
12/23	New Orleans													
12/29	at Minnesota													
TBD	Chicago													
TOTALS		34	25	324	73.5%	9.5	13.0	2	5.9%	0	0.0%	39	4/16	122.7
CAREER TOTALS		100	60	674	60.0%	6.7	0.0	2	2.0%	3	3.0%	48	18/95	74.3

INDIVIDUAL GXG STATS: RUSHING

2024 REGULAR SEASON INDIVIDUAL GAME-BY-GAME STATS

RUSHING:		CHRIS BROOKS					JOSH JACOBS					TUCKER KRAFT					
DATE	OPP.	NO.	YDS	AVG	LG	TD	NO.	YDS	AVG	LG	TD	NO.	YDS	AVG	LG	TD	
09/06	at Philadelphia	<i>PRACTICE SQUAD</i>					16	84	5.3	32	0	0	0	0.0	--	0	
09/15	Indianapolis	<i>PRACTICE SQUAD</i>					32	151	4.7	34	0	0	0	0.0	--	0	
09/22	at Tennessee	3	3	1.0	3	0	14	43	3.1	10	0	0	0	0.0	--	0	
09/29	Minnesota	0	0	0.0	--	0	9	51	5.7	13	0	0	0	0.0	--	0	
10/06	at L.A. Rams	0	0	0.0	--	0	19	73	3.8	13	1	0	0	0.0	--	0	
10/13	Arizona	4	21	5.3	11	0	18	62	3.4	14	0	1	2	2.0	2	0	
10/20	Houston																
10/27	at Jacksonville																
11/03	Detroit																
11/17	at Chicago																
11/24	San Francisco																
11/28	Miami																
12/05	at Detroit																
12/15	at Seattle																
12/23	New Orleans																
12/29	at Minnesota																
TBD	Chicago																
TOTALS		7	24	3.4	11	0	108	464	4.3	34	1	1	2	2.0	2	0	
CAREER TOTALS		26	130	5.0	52	0	1,413	6,009	4.3	86t	47	1	2	2.0	2	0	

RUSHING:		MARSHAWN LLOYD					JORDAN LOVE					BO MELTON					
DATE	OPP.	NO.	YDS	AVG	LG	TD	NO.	YDS	AVG	LG	TD	NO.	YDS	AVG	LG	TD	
09/06	at Philadelphia	<i>INACTIVE/INJURY</i>					0	0	0.0	--	0	0	0	0.0	--	0	
09/15	Indianapolis	6	15	2.5	5	0	<i>INACTIVE/INJURY</i>					2	8	4.0	16	0	
09/22	at Tennessee	<i>INJURED RESERVE</i>					<i>INACTIVE/INJURY</i>					0	0	0.0	--	0	
09/29	Minnesota	<i>INJURED RESERVE</i>					1	6	6.0	6	0	0	0	0.0	--	0	
10/06	at L.A. Rams	<i>INJURED RESERVE</i>					3	10	3.3	12	0	0	0	0.0	--	0	
10/13	Arizona	<i>INJURED RESERVE</i>					5	13	2.6	6	0	2	27	13.5	16	0	
10/20	Houston																
10/27	at Jacksonville																
11/03	Detroit																
11/17	at Chicago																
11/24	San Francisco																
11/28	Miami																
12/05	at Detroit																
12/15	at Seattle																
12/23	New Orleans																
12/29	at Minnesota																
TBD	Chicago																
TOTALS		6	15	2.5	5	0	9	29	3.2	12	0	4	35	8.8	16	0	
CAREER TOTALS		6	15	2.5	5	0	72	302	4.2	37	4	7	56	8.0	16	0	

RUSHING:		JAYDEN REED					MALIK WILLIS					EMANUEL WILSON					
DATE	OPP.	NO.	YDS	AVG	LG	TD	NO.	YDS	AVG	LG	TD	NO.	YDS	AVG	LG	TD	
09/06	at Philadelphia	1	33	33.0	33t	1	0	0	0.0	--	0	4	46	11.5	18	0	
09/15	Indianapolis	2	37	18.5	22	0	6	41	6.8	19	0	5	9	1.8	4	0	
09/22	at Tennessee	2	19	9.5	15	0	6	73	12.2	29	1	12	50	4.2	10	0	
09/29	Minnesota	1	2	2.0	2	0	<i>DID NOT PLAY</i>					8	27	3.4	8	0	
10/06	at L.A. Rams	2	19	9.5	11	0	<i>DID NOT PLAY</i>					6	24	4.0	7	0	
10/13	Arizona	1	0	0.0	--	0	<i>DID NOT PLAY</i>					7	54	7.7	16	0	
10/20	Houston																
10/27	at Jacksonville																
11/03	Detroit																
11/17	at Chicago																
11/24	San Francisco																
11/28	Miami																
12/05	at Detroit																
12/15	at Seattle																
12/23	New Orleans																
12/29	at Minnesota																
TBD	Chicago																
TOTALS		9	110	12.2	33t	1	12	114	9.5	29	1	42	210	5.0	18	0	
CAREER TOTALS		20	229	11.5	33t	3	44	258	5.9	29	2	56	295	5.3	31	0	

INDIVIDUAL GXG STATS: RECEIVING

2024 REGULAR SEASON INDIVIDUAL GAME-BY-GAME STATS

RECEIVING:		ROMEO DOUBS					MALIK HEATH					JOSH JACOBS				
DATE	OPP.	NO.	YDS	AVG	LG	TD	NO.	YDS	AVG	LG	TD	NO.	YDS	AVG	LG	TD
09/06	at Philadelphia	4	50	12.5	19	0	<i>INACTIVE</i>					2	20	10.0	11	0
09/15	Indianapolis	3	62	20.7	39	0	0	0	0.0	--	0	0	0	0.0	--	0
09/22	at Tennessee	1	18	18.0	18	0	0	0	0.0	--	0	1	5	5.0	5	0
09/29	Minnesota	4	39	9.8	20	0	2	12	6.0	9	0	4	27	6.8	9	0
10/06	at L.A. Rams	<i>DID NOT PLAY</i>					2	14	7.0	7	0	1	21	21.0	21	0
10/13	Arizona	3	49	16.3	20	2	0	0	0.0	--	0	3	28	9.3	14	0
10/20	Houston															
10/27	at Jacksonville															
11/03	Detroit															
11/17	at Chicago															
11/24	San Francisco															
11/28	Miami															
12/05	at Detroit															
12/15	at Seattle															
12/23	New Orleans															
12/29	at Minnesota															
TBD	Chicago															
TOTALS		15	218	14.5	39	2	4	26	6.5	9	0	11	101	9.2	21	0
CAREER TOTALS		116	1,317	11.4	39	13	19	151	7.9	16	1	208	1,549	7.4	43	0

RECEIVING:		TUCKER KRAFT					MARSHAWN LLOYD					BO MELTON				
DATE	OPP.	NO.	YDS	AVG	LG	TD	NO.	YDS	AVG	LG	TD	NO.	YDS	AVG	LG	TD
09/06	at Philadelphia	2	37	18.5	29	0	<i>INACTIVE/INJURY</i>					0	0	0.0	--	0
09/15	Indianapolis	2	16	8.0	17	0	1	3	3.0	3	0	0	0	0.0	--	0
09/22	at Tennessee	2	24	12.0	21	0	<i>INJURED RESERVE</i>					0	0	0.0	--	0
09/29	Minnesota	6	53	8.8	21	1	<i>INJURED RESERVE</i>					1	28	28.0	28	0
10/06	at L.A. Rams	4	88	22.0	66	2	<i>INJURED RESERVE</i>					1	12	12.0	12	0
10/13	Arizona	2	13	6.5	8	0	<i>INJURED RESERVE</i>					1	6	6.0	6	0
10/20	Houston															
10/27	at Jacksonville															
11/03	Detroit															
11/17	at Chicago															
11/24	San Francisco															
11/28	Miami															
12/05	at Detroit															
12/15	at Seattle															
12/23	New Orleans															
12/29	at Minnesota															
TBD	Chicago															
TOTALS		18	231	12.8	66	3	1	3	3.0	3	0	3	46	15.3	28	0
CAREER TOTALS		49	586	12.0	66	5	1	3	3.0	3	0	19	264	13.9	37	1

RECEIVING:		LUKE MUSGRAVE					JAYDEN REED					BEN SIMS				
DATE	OPP.	NO.	YDS	AVG	LG	TD	NO.	YDS	AVG	LG	TD	NO.	YDS	AVG	LG	TD
09/06	at Philadelphia	0	0	0.0	--	0	4	138	34.5	70	1	0	0	0.0	--	0
09/15	Indianapolis	1	6	6.0	6	0	2	9	4.5	9	0	0	0	0.0	--	0
09/22	at Tennessee	1	3	3.0	3	0	4	50	12.5	30	0	0	0	0.0	--	0
09/29	Minnesota	3	13	4.3	5	0	7	139	19.9	42	1	0	0	0.0	--	0
10/06	at L.A. Rams	<i>DID NOT PLAY</i>					4	78	19.5	53	0	0	0	0.0	--	0
10/13	Arizona	<i>INJURED RESERVE</i>					6	28	4.7	7	1	2	38	19.0	28	0
10/20	Houston															
10/27	at Jacksonville															
11/03	Detroit															
11/17	at Chicago															
11/24	San Francisco															
11/28	Miami															
12/05	at Detroit															
12/15	at Seattle															
12/23	New Orleans															
12/29	at Minnesota															
TBD	Chicago															
TOTALS		5	22	4.4	6	0	27	442	16.4	70	3	2	38	19.0	28	0
CAREER TOTALS		39	374	9.6	37	1	91	1,235	13.6	70	11	6	59	9.8	28	1

INDIVIDUAL GXG STATS: RECEIVING

RECEIVING:	CHRISTIAN WATSON					DONTAYVION WICKS					EMANUEL WILSON				
DATE OPP.	NO.	YDS	AVG	LG	TD	NO.	YDS	AVG	LG	TD	NO.	YDS	AVG	LG	TD
09/06 at Philadelphia	3	13	4.3	6	1	0	0	0.0	--	0	2	2	1.0	2	0
09/15 Indianapolis	0	0	0.0	--	0	3	26	8.7	14t	1	0	0	0.0	--	0
09/22 at Tennessee	2	67	33.5	37	0	0	0	0.0	--	0	2	35	17.5	30t	1
09/29 Minnesota	0	0	0.0	--	0	5	78	15.6	36	2	0	0	0.0	--	0
10/06 at L.A. Rams	<i>INACTIVE/INJURY</i>					2	20	10.0	10	0	1	-9	-9.0	-9	0
10/13 Arizona	3	68	22.7	44t	1	1	9	9.0	9	0	1	19	19.0	19	0
10/20 Houston															
10/27 at Jacksonville															
11/03 Detroit															
11/17 at Chicago															
11/24 San Francisco															
11/28 Miami															
12/05 at Detroit															
12/15 at Seattle															
12/23 New Orleans															
12/29 at Minnesota															
TBD Chicago															
TOTALS	8	148	18.5	44t	2	11	133	12.1	36	3	6	47	7.8	30t	1
CAREER TOTALS	77	1,181	15.3	77	14	50	714	14.3	36	7	10	70	7.0	30t	1

INDIVIDUAL GXG STATS: FIELD GOALS

2024 REGULAR SEASON INDIVIDUAL GAME-BY-GAME STATS

FIELD GOALS:		BRAYDEN NARVESON									
DATE	OPP.	0-19	20-29	30-39	40-49	50+	TOTAL	FGM	FGA	PCT	LG
09/06	at Philadelphia	0/0	2/2	1/1	0/1	0/0	3/4	3	4	75.0%	31
09/15	Indianapolis	0/0	0/0	1/1	2/3	0/0	3/4	3	4	75.0%	46
09/22	at Tennessee	0/0	2/2	0/0	1/1	0/0	3/3	3	3	100.0%	47
09/29	Minnesota	0/0	0/0	0/1	0/1	0/0	0/2	0	2	0.0%	0
10/06	at L.A. Rams	0/0	0/0	0/0	1/1	0/0	1/1	1	1	100.0%	46
10/13	Arizona	0/0	0/0	1/1	1/2	0/0	2/3	2	3	66.7%	41
10/20	Houston										
10/27	at Jacksonville										
11/03	Detroit										
11/17	at Chicago										
11/24	San Francisco										
11/28	Miami										
12/05	at Detroit										
12/15	at Seattle										
12/23	New Orleans										
12/29	at Minnesota										
TBD	Chicago										
TOTALS		0/0	4/4	3/4	5/9	0/0	12/17	12	17	70.6%	47

INDIVIDUAL GXG STATS: PUNTING

2024 REGULAR SEASON INDIVIDUAL GAME-BY-GAME STATS

PUNTING:		DANIEL WHELAN							
DATE	OPP.	NO.	YDS	AVG	TB	IN 20	LG	NET	BLK
09/06	at Philadelphia	2	74	37.0	0	1	41	37.0	0
09/15	Indianapolis	3	139	46.3	0	3	59	46.3	0
09/22	at Tennessee	5	244	48.8	2	0	63	36.0	0
09/29	Minnesota	3	180	60.0	0	2	74	56.7	0
10/06	at L.A. Rams	5	186	37.2	0	1	41	37.2	0
10/13	Arizona	1	46	46.0	0	1	46	46.0	0
10/20	Houston								
10/27	at Jacksonville								
11/03	Detroit								
11/17	at Chicago								
11/24	San Francisco								
11/28	Miami								
12/05	at Detroit								
12/15	at Seattle								
12/23	New Orleans								
12/29	at Minnesota								
TBD	Chicago								
TOTALS		19	869	45.7	2	8	74	41.8	0

INDIVIDUAL GXG STATS: KICKOFF RETURNS

2024 REGULAR SEASON INDIVIDUAL GAME-BY-GAME STATS

KICKOFF RETURNS:		KEISEAN NIXON					
DATE	OPP.	NO.	YDS	AVG	LG	FC	TD
09/06	at Philadelphia	1	24	24.0	24	0	0
09/15	Indianapolis	0	0	0.0	0	0	0
09/22	at Tennessee	0	0	0.0	0	0	0
09/29	Minnesota	0	0	0.0	0	0	0
10/06	at L.A. Rams	0	0	0.0	0	0	0
10/13	Arizona	2	60	30.0	37	0	0
10/20	Houston						
10/27	at Jacksonville						
11/03	Detroit						
11/17	at Chicago						
11/24	San Francisco						
11/28	Miami						
12/05	at Detroit						
12/15	at Seattle						
12/23	New Orleans						
12/29	at Minnesota						
TBD	Chicago						
TOTALS		3	84	28.0	37	0	0

INDIVIDUAL GXG STATS: PUNT RETURNS

2024 REGULAR SEASON INDIVIDUAL GAME-BY-GAME STATS

PUNT RETURNS:		KEISEAN NIXON						JAYDEN REED					
DATE	OPP.	NO.	YDS	AVG	LG	FC	TD	NO.	YDS	AVG	LG	FC	TD
09/06	at Philadelphia	0	0	0.0	0	0	0	0	0	0.0	0	2	0
09/15	Indianapolis	0	0	0.0	0	0	0	1	0	0.0	0	1	0
09/22	at Tennessee	0	0	0.0	0	0	0	2	15	7.5	12	2	0
09/29	Minnesota	1	1	1.0	1	0	0	0	0	0.0	0	1	0
10/06	at L.A. Rams	0	0	0.0	0	0	0	0	0	0.0	0	2	0
10/13	Arizona	2	39	19.5	39	0	0	1	8	8.0	8	0	0
10/20	Houston												
10/27	at Jacksonville												
11/03	Detroit												
11/17	at Chicago												
11/24	San Francisco												
11/28	Miami												
12/05	at Detroit												
12/15	at Seattle												
12/23	New Orleans												
12/29	at Minnesota												
TBD	Chicago												
TOTALS		3	40	13.3	39	0	0	4	23	5.8	12	8	0

INDIVIDUAL SINGLE-GAME HIGHS

2024 REGULAR SEASON PACKERS INDIVIDUAL SINGLE-GAME HIGHS

Touchdowns	2	Romeo Doubs	vs. Cardinals	10/13
		Tucker Kraft	at Rams	09/06
		Dontayvion Wicks	vs. Vikings	09/29
		Jayden Reed	at Eagles	09/06
Passes Attempted	54	Jordan Love	vs. Vikings	09/29
Passes Completed	32	Jordan Love	vs. Vikings	09/29
Completion Percentage	85.7	Malik Willis	vs. Colts	09/15
Passing Yards	389	Jordan Love	vs. Vikings	09/29
Yards Per Attempt	10.6	Malik Willis	at Titans	09/29
Touchdown Passes	4	Jordan Love	vs. Cardinals	10/13
		Jordan Love	vs. Vikings	09/29
Pass Receptions	7	Jayden Reed	vs. Vikings	09/29
Receiving Yards	139	Jayden Reed	vs. Vikings	09/29
Touchdown Receptions	2	Romeo Doubs	vs. Cardinals	10/13
		Tucker Kraft	at Rams	10/06
		Dontayvion Wicks	vs. Vikings	09/29
Rushing Yards	151	Josh Jacobs	vs. Colts	09/15
Rushing Attempts	32	Josh Jacobs	vs. Colts	09/15
Rushing Average	7.7	Emanuel Wilson	vs. Cardinals	10/13
Rushing Touchdowns	1	Josh Jacobs	at Rams	10/06
		Malik Willis	at Titans	09/22
		Jayden Reed	at Eagles	09/06
Yards From Scrimmage	171	Jayden Reed	at Eagles	09/06
Combined Net Yards	171	Jayden Reed	at Eagles	09/06
Interceptions Made	1	Xavier McKinney	at Rams	10/06
		Xavier McKinney	vs. Vikings	09/29
		Jaire Alexander	at Titans	09/22
		Xavier McKinney	at Titans	09/22
		Xavier McKinney	vs. Colts	09/15
		Evan Williams	vs. Colts	09/15
		Eric Wilson	vs. Colts	09/15
		Jaire Alexander	at Eagles	09/06
		Xavier McKinney	at Eagles	09/06
Interceptions Thrown	3	Jordan Love	vs. Vikings	09/29
INT Return Yards	35	Jaire Alexander	at Titans	09/22
Tackles	11	Quay Walker	vs. Cardinals	10/13
		Javon Bullard	at Eagles	09/06
		Quay Walker	at Eagles	09/06
Sacks	2.0	Preston Smith	at Titans	09/22
		Devonte Wyatt	at Titans	09/22
Punts	5	Daniel Whelan	at Rams	10/06
		Daniel Whelan	at Titans	09/22
Punts Inside the 20	3	Daniel Whelan	vs. Colts	09/15
Punting Average	60.0	Daniel Whelan	vs. Vikings	09/29
Punt Returns	2	Keisean Nixon	vs. Cardinals	10/13
		Jayden Reed	at Titans	09/22
Punt Return Yards	39	Keisean Nixon	vs. Cardinals	10/13
Kickoff Returns	2	Keisean Nixon	vs. Cardinals	10/13
Kickoff Return Yards	60	Keisean Nixon	vs. Cardinals	10/13
Field Goals Attempted	4	Brayden Narveson	vs. Colts	09/15
		Brayden Narveson	at Eagles	09/06
Field Goals Made	3	Brayden Narveson	at Titans	09/22
		Brayden Narveson	vs. Colts	09/15
		Brayden Narveson	at Eagles	09/06

2024 REGULAR SEASON GREEN BAY PACKERS LONGEST PLAYS

Run From Scrimmage	34	Josh Jacobs	vs. Colts	09/15
Touchdown Run	33	Jayden Reed	at Eagles	09/06
Passing Long	70	Jordan Love	at Eagles	09/06
Touchdown Pass Long	70	Jordan Love	at Eagles	09/06
Pass Reception	70	Jayden Reed	at Eagles	09/06
Touchdown Reception	70	Jayden Reed	at Eagles	09/06
Interception Return	35	Jaire Alexander	at Titans	09/22
Longest INT Return for TD	35	Jaire Alexander	at Titans	09/22
Longest Opponent's Fumble Return	7	Xavier McKinney	at Rams	10/06
Punt Return	39	Keisean Nixon	vs. Cardinals	10/13
Kickoff Return	37	Keisean Nixon	vs. Cardinals	10/13
Punt	74	Daniel Whelan	vs. Vikings	09/29
Field Goal	47	Brayden Narveson	at Titans	09/22
Field Goal Attempt	49	Brayden Narveson	vs. Vikings	09/29

SCORING DRIVES

PACKERS 2024 REGULAR SEASON SCORING DRIVES

DATE	OPPONENT	ACQUIRED	DRIVE				FIRST		GB	OPP
			START	PLAYS	YARDS	Q/TIME	DOWN	SCORING PLAY		
09/06	at Philadelphia	Interception	PHI 19	5	6	Q1 2:20	1	B. Narveson: 31-yard FG	3	0
		Fumble	PHI 13	8	8	Q1 4:05	1	B. Narveson: 23-yard FG	6	0
		Kickoff	GB 30	5	70	Q2 2:22	3	J. Reed: 33-yard run	12	7
		Kickoff	GB 30	3	70	Q2 0:23	1	J. Reed: 70-yard pass from J. Love	19	14
		Kickoff	GB 30	6	70	Q3 2:14	4	C. Watson: 2-yard pass from J. Love	26	24
		Interception	GB 13	10	79	Q4 5:01	3	B. Narveson: 26-yard FG	29	31
09/15	Indianapolis	Kickoff	GB 30	8	42	Q1 4:30	2	B. Narveson: 46-yard FG	3	0
		Punt	GB 18	11	82	Q1 6:21	5	D. Wicks: 14-yard pass from M.	10	0
		Downs	IND 7	23	Q3 3:55	1	Willis	13	0	
		Missed FG	46	7	44	Q4 3:22	1	B. Narveson: 42-yard FG	16	3
			GB 40					B. Narveson: 34-yard FG		
09/22	at Tennessee	Kickoff	GB 30	6	70	Q1 2:35	3	M. Willis: 5-yard run	7	0
		Kickoff	GB 30	11	67	Q1 6:10	3	B. Narveson: 21-yard FG	10	7
		Punt	GB 25	12	67	Q2 6:02	3	B. Narveson: 26-yard FG	20	7
		Downs	TEN 5	36	Q3 3:13	2	E. Wilson: 30-yard pass from M.	27	7	
		Punt	36	8	31	Q4 3:11	2	Willis	30	14
		GB 40				B. Narveson: 47-yard FG				
09/29	Minnesota	Muffed Punt	MIN 3	2	3	Q2 0:24	1	J. Reed: 15-yard pass from J. Love	7	28
		Punt	GB 11	11	89	Q3 3:55	5	Q4: D. Wicks: 6-yard pass from J.	14	28
		Fumble	MIN 2	20	Q4 0:27	1	Love	22	28	
		Downs	20	5	96	Q4 1:22	4	T. Kraft: 13-yard pass from J. Love	29	31
			GB 4					D. Wicks: 17-yard pass from J. Love		
10/06	at L.A. Rams	Punt	GB 4	9	96	Q1 5:05	5	J. Jacobs: 2-yard run	7	0
		Kickoff	GB 30	9	42	Q2 2:02	3	B. Narveson: 46-yard FG	10	13
		Fumble	GB 30	2	70	Q3 0:43	1	T. Kraft: 66-yard pass from J. Love	17	13
		Interception	GB 46	7	54	Q3 4:06	4	T. Kraft: 7-yard pass from J. Love	24	13
10/13	Arizona	Punt	ARI 44	5	44	Q1 2:31	3	J. Reed: 5-yard pass from J. Love	7	0
		Punt	GB 20	11	80	Q1 6:42	5	Q2: R. Doubs: 10-yard pass from J.	14	0
		Punt	GB 10	12	72	Q2 6:48	3	Love	17	0
		Punt	ARI 44	1	44	Q2 0:07	1	B. Narveson: 36-yard FG	24	0
		Kickoff	GB 30	9	70	Q3 5:15	5	C. Watson: 44-yard pass from J.	31	13
		Fumble	GB 22	12	56	Q3 5:44	4	Love R. Doubs: 20-yard pass from J. Love Q4: B. Narveson: 41-yard FG	34	13
10/20	--	--	--	--	--	--	--	--	--	
10/27	--	--	--	--	--	--	--	--	--	
11/03	--	--	--	--	--	--	--	--	--	
11/17	--	--	--	--	--	--	--	--	--	
11/24	--	--	--	--	--	--	--	--	--	
11/28	--	--	--	--	--	--	--	--	--	
12/05	--	--	--	--	--	--	--	--	--	
12/15	--	--	--	--	--	--	--	--	--	
12/23	--	--	--	--	--	--	--	--	--	
12/29	--	--	--	--	--	--	--	--	--	
01/05	--	--	--	--	--	--	--	--	--	
AVG			7.2	55.2	3:28	2.8				
TOTALS			209	1,601	100:55	80				

DRIVE CHARTS - OPENING DRIVES

2024 REGULAR SEASON

		PACKERS								OPPONENT							
		FIRST HALF				SECOND HALF				FIRST HALF				SECOND HALF			
DATE	OPPONENT	PLAYS	YDS	TIME	RESULT	PLAYS	YDS	TIME	RESULT	PLAYS	YDS	TIME	RESULT	PLAYS	YDS	TIME	RESULT
09/06	at Philadelphia	6	22	3:20	Punt	6	70	2:14	TD	3	-5	0:54	INT	2	70	0:51	TD
09/15	Indianapolis	8	42	4:30	FG	7	23	3:55	FG	3	3	0:51	Punt	6	16	2:40	Downs
09/22	at Tennessee	6	70	2:35	TD	5	36	3:13	TD	10	70	5:10	TD	6	22	3:22	Downs
09/29	Minnesota	10	51	5:06	Miss FG	3	6	1:07	Punt	6	73	3:07	TD	7	62	3:35	INT
10/06	at L.A. Rams	3	-5	1:43	Punt	2	70	0:43	TD	3	7	1:27	Punt	5	46	3:02	FUM
10/13	Arizona	5	16	2:02	Punt	9	70	5:15	TD	3	1	1:32	Punt	9	53	5:57	FG

DRIVE EFFICIENCY - GAME-BY-GAME

2024 REGULAR SEASON GREEN BAY PACKERS DRIVES ENDED BY...
(THROUGH WEEK 6)

DATE	TEAMS	DRIVES	3/OUT	TD	FGA	FGM	PNT	DWN	TRN	SAF	CLK	POINTS	PTS/DRV	EFF
9/6	Green Bay	11	1	3	4	3	2	0	1	0	1	29	2.64	0.545
	at Philadelphia	11	4	4	2	2	2	0	3	0	0	34	3.09	0.545
9/15	Green Bay	10	2	1	4	3	3	0	1	0	1	16	1.60	0.400
	Indianapolis	10	1	1	2	1	3	1	3	0	0	10	1.00	0.200
9/22	Green Bay	10	3	2	3	3	5	0	0	0	0	23	2.30	0.500
	at Tennessee	11	3	2	0	0	4	1	3	0	1	14	1.27	0.182
9/29	Green Bay	15	5	4	2	0	3	2	4	0	2	29	1.93	0.267
	Minnesota	15	7	4	1	1	5	1	2	0	2	31	2.07	0.333
10/6	Green Bay	11	5	3	1	1	5	0	1	0	1	24	2.18	0.364
	at L.A. Rams	9	1	2	0	0	3	2	2	0	0	13	1.44	0.222
10/13	Green Bay	11	1	4	3	2	1	0	1	0	1	34	3.09	0.545
	Arizona	10	4	1	2	2	4	0	3	0	0	13	1.30	0.300
10/20	Green Bay	--	--	--	--	--	--	--	--	--	--	--	--	--
	Houston	--	--	--	--	--	--	--	--	--	--	--	--	--
10/27	Green Bay	--	--	--	--	--	--	--	--	--	--	--	--	--
	at Jacksonville	--	--	--	--	--	--	--	--	--	--	--	--	--
11/3	Green Bay	--	--	--	--	--	--	--	--	--	--	--	--	--
	Detroit	--	--	--	--	--	--	--	--	--	--	--	--	--
11/17	Green Bay	--	--	--	--	--	--	--	--	--	--	--	--	--
	at Chicago	--	--	--	--	--	--	--	--	--	--	--	--	--
11/24	Green Bay	--	--	--	--	--	--	--	--	--	--	--	--	--
	San Francisco	--	--	--	--	--	--	--	--	--	--	--	--	--
11/28	Green Bay	--	--	--	--	--	--	--	--	--	--	--	--	--
	Miami	--	--	--	--	--	--	--	--	--	--	--	--	--
12/5	Green Bay	--	--	--	--	--	--	--	--	--	--	--	--	--
	at Detroit	--	--	--	--	--	--	--	--	--	--	--	--	--
12/15	Green Bay	--	--	--	--	--	--	--	--	--	--	--	--	--
	at Seattle	--	--	--	--	--	--	--	--	--	--	--	--	--
12/23	Green Bay	--	--	--	--	--	--	--	--	--	--	--	--	--
	New Orleans	--	--	--	--	--	--	--	--	--	--	--	--	--
12/29	Green Bay	--	--	--	--	--	--	--	--	--	--	--	--	--
	at Minnesota	--	--	--	--	--	--	--	--	--	--	--	--	--
1/5	Green Bay	--	--	--	--	--	--	--	--	--	--	--	--	--
	Chicago	--	--	--	--	--	--	--	--	--	--	--	--	--
TOTALS	PACKERS	68	17	17	17	12	19	2	8	0	4	155	2.28	0.426
	OPPONENTS	66	20	14	7	6	21	5	16	0	3	115	1.74	0.303

YARDS GAINED BY DOWN

PACKERS 2024 REGULAR SEASON YARDS GAINED BY DOWN																									
PACKERS												OPPONENT													
		1ST DOWN			2ND DOWN			3RD DOWN			4TH DOWN			1ST DOWN			2ND DOWN			3RD DOWN			4TH DOWN		
Date	Opponent	Att	Yds	Avg	Att	Yds	Avg	Att	Yds	Avg	Att	Yds	Avg	Att	Yds	Avg	Att	Yds	Avg	Att	Yds	Avg			
09/06	at Philadelphia	27	219	8.1	19	74	3.9	11	119	10.8	1	2	2.0	32	128	4.0	27	219	8.1	14	56	4.0	1	7	7.0
09/15	Indianapolis	28	147	5.3	22	108	4.9	17	139	8.2	0	0	0.0	27	215	8.0	15	58	3.9	9	54	6.0	2	11	5.5
09/22	at Tennessee	25	170	6.8	20	105	5.3	14	121	8.6	0	0	0.0	26	159	6.1	17	61	3.6	9	17	1.9	1	0	0.0
09/29	Minnesota	35	261	7.5	25	171	6.8	12	54	4.5	2	0	0.0	31	216	7.0	21	66	3.1	11	92	8.4	1	0	0.0
10/06	at L.A. Rams	27	112	4.1	23	206	9.0	8	10	1.3	0	0	0.0	30	161	5.4	26	136	5.2	16	67	4.2	4	6	1.5
10/13	Arizona	31	175	5.6	26	185	7.1	12	63	5.3	1	14	14.0	25	167	6.7	20	128	6.4	10	18	1.8	0	0	0.0
10/20	Houston	--	--	--	--	--	--	--	--	--	--	--	--	--	--	--	--	--	--	--	--	--	--	--	--
10/27	at Jacksonville	--	--	--	--	--	--	--	--	--	--	--	--	--	--	--	--	--	--	--	--	--	--	--	--
11/03	Detroit	--	--	--	--	--	--	--	--	--	--	--	--	--	--	--	--	--	--	--	--	--	--	--	--
11/17	at Chicago	--	--	--	--	--	--	--	--	--	--	--	--	--	--	--	--	--	--	--	--	--	--	--	--
11/24	San Francisco	--	--	--	--	--	--	--	--	--	--	--	--	--	--	--	--	--	--	--	--	--	--	--	--
11/28	Miami	--	--	--	--	--	--	--	--	--	--	--	--	--	--	--	--	--	--	--	--	--	--	--	--
12/05	at Detroit	--	--	--	--	--	--	--	--	--	--	--	--	--	--	--	--	--	--	--	--	--	--	--	--
12/15	at Seattle	--	--	--	--	--	--	--	--	--	--	--	--	--	--	--	--	--	--	--	--	--	--	--	--
12/23	New Orleans	--	--	--	--	--	--	--	--	--	--	--	--	--	--	--	--	--	--	--	--	--	--	--	--
12/29	at Minnesota	--	--	--	--	--	--	--	--	--	--	--	--	--	--	--	--	--	--	--	--	--	--	--	--
01/05	Chicago	--	--	--	--	--	--	--	--	--	--	--	--	--	--	--	--	--	--	--	--	--	--	--	--
TOTALS		173	1,084	6.3	135	849	6.3	74	506	6.8	4	16	4.0	171	1,046	6.1	126	668	5.3	69	304	4.4	9	24	2.7

THIRD-DOWN EFFICIENCY

PACKERS 2024 REGULAR SEASON THIRD-DOWN EFFICIENCY

PACKERS												
Date	Opponent	3rd & 1	3rd & 2	3rd & 3	3rd & 4	3rd & 5	3rd & 6	3rd & 7	3rd & 8	3rd & 9	3rd & 10+	Total
09/06	at Philadelphia	0/1	0/0	0/0	0/0	1/3	1/3	0/0	0/0	0/0	1/4	3/11
09/15	Indianapolis	2/2	1/1	1/1	1/1	4/4	0/1	0/1	0/0	1/1	0/5	10/17
09/22	at Tennessee	0/0	1/2	0/2	0/0	0/2	1/2	1/2	0/0	0/0	2/4	5/14
09/29	Minnesota	1/1	1/1	0/1	0/1	0/0	1/2	0/1	0/0	0/0	1/5	4/12
10/06	at L.A. Rams	0/0	0/1	0/0	0/0	0/0	0/0	0/1	0/0	0/0	1/6	1/8
10/13	Arizona	1/1	0/1	1/1	2/3	3/4	0/1	0/0	0/0	0/0	0/1	7/12
10/20	Houston	--	--	--	--	--	--	--	--	--	--	--
10/27	at Jacksonville	--	--	--	--	--	--	--	--	--	--	--
11/03	Detroit	--	--	--	--	--	--	--	--	--	--	--
11/17	at Chicago	--	--	--	--	--	--	--	--	--	--	--
11/24	San Francisco	--	--	--	--	--	--	--	--	--	--	--
11/28	Miami	--	--	--	--	--	--	--	--	--	--	--
12/05	at Detroit	--	--	--	--	--	--	--	--	--	--	--
12/15	at Seattle	--	--	--	--	--	--	--	--	--	--	--
12/23	New Orleans	--	--	--	--	--	--	--	--	--	--	--
12/29	at Minnesota	--	--	--	--	--	--	--	--	--	--	--
01/05	Chicago	--	--	--	--	--	--	--	--	--	--	--
TOTALS		4/5	3/6	2/5	3/5	8/13	3/9	1/5	0/0	1/1	5/25	30/74
		80.0%	50.0%	40.0%	60.0%	61.5%	33.3%	20.0%	0.0%	100.0%	20.0%	40.5%
		3RD & 1-3: 9/16 = 56.3%			3RD & 4-6: 14/27 = 51.9%			3RD & 7-10+: 7/31 = 22.6%				

OPPONENT 2024 REGULAR SEASON THIRD-DOWN EFFICIENCY

OPPONENT												
Date	Opponent	3rd & 1	3rd & 2	3rd & 3	3rd & 4	3rd & 5	3rd & 6	3rd & 7	3rd & 8	3rd & 9	3rd & 10+	Total
09/06	at Philadelphia	2/4	0/1	0/0	0/0	0/0	0/1	1/2	1/3	0/0	0/3	4/14
09/15	Indianapolis	1/2	0/0	0/0	0/0	0/0	0/0	0/1	0/2	0/0	1/4	2/9
09/22	at Tennessee	1/1	0/0	1/2	0/0	0/0	0/0	0/1	0/1	1/1	0/3	3/9
09/29	Minnesota	1/4	0/0	0/0	0/0	0/0	0/1	0/1	0/1	0/0	3/4	4/11
10/06	at L.A. Rams	6/6	0/0	1/3	0/1	1/1	0/1	0/0	0/0	0/0	0/4	8/16
10/13	Arizona	1/2	1/1	2/2	0/0	0/1	0/2	0/1	0/0	0/1	0/0	4/10
10/20	Houston	--	--	--	--	--	--	--	--	--	--	--
10/27	at Jacksonville	--	--	--	--	--	--	--	--	--	--	--
11/03	Detroit	--	--	--	--	--	--	--	--	--	--	--
11/17	at Chicago	--	--	--	--	--	--	--	--	--	--	--
11/24	San Francisco	--	--	--	--	--	--	--	--	--	--	--
11/28	Miami	--	--	--	--	--	--	--	--	--	--	--
12/05	at Detroit	--	--	--	--	--	--	--	--	--	--	--
12/15	at Seattle	--	--	--	--	--	--	--	--	--	--	--
12/23	New Orleans	--	--	--	--	--	--	--	--	--	--	--
12/29	at Minnesota	--	--	--	--	--	--	--	--	--	--	--
01/05	Chicago	--	--	--	--	--	--	--	--	--	--	--
TOTALS		12/19	1/2	4/7	0/1	1/2	0/5	1/6	1/7	1/2	4/18	25/69
		63.2%	50.0%	57.1%	0.0%	50.0%	0.0%	16.7%	14.3%	50.0%	22.2%	36.2%
		3RD & 1-3: 17/28 = 60.7%			3RD & 4-6: 1/8 = 12.5%			3RD & 7-10+: 7/33 = 21.2%				

FOURTH-DOWN EFFICIENCY

2024 REGULAR SEASON FOURTH-DOWN EFFICIENCY

		PACKERS						OPPONENT					
Date	Opponent	4th & 1	4th & 2	4th & 3	4th & 4	4th & 5+	Total	4th & 1	4th & 2	4th & 3	4th & 4	4th & 5+	Total
09/06	at Philadelphia	0/0	1/1	0/0	0/0	0/0	1/1	0/0	0/0	1/1	0/0	0/0	1/1
09/15	Indianapolis	0/0	0/0	0/0	0/0	0/0	0/0	0/0	0/0	0/0	0/1	1/1	1/2
09/22	at Tennessee	0/0	0/0	0/0	0/0	0/0	0/0	0/0	0/1	0/0	0/0	0/0	0/1
09/29	Minnesota	0/0	0/0	0/0	0/0	0/2	0/2	0/1	0/0	0/0	0/0	0/0	0/1
10/06	at L.A. Rams	0/0	0/0	0/0	0/0	0/0	0/0	2/2	0/0	0/0	0/1	0/1	2/4
10/13	Arizona	1/1	0/0	0/0	0/0	0/0	1/1	0/0	0/0	0/0	0/0	0/0	0/0
10/20	Houston	--	--	--	--	--	--	--	--	--	--	--	--
10/27	at Jacksonville	--	--	--	--	--	--	--	--	--	--	--	--
11/03	Detroit	--	--	--	--	--	--	--	--	--	--	--	--
11/17	at Chicago	--	--	--	--	--	--	--	--	--	--	--	--
11/24	San Francisco	--	--	--	--	--	--	--	--	--	--	--	--
11/28	Miami	--	--	--	--	--	--	--	--	--	--	--	--
12/05	at Detroit	--	--	--	--	--	--	--	--	--	--	--	--
12/15	at Seattle	--	--	--	--	--	--	--	--	--	--	--	--
12/23	New Orleans	--	--	--	--	--	--	--	--	--	--	--	--
12/29	at Minnesota	--	--	--	--	--	--	--	--	--	--	--	--
01/05	Chicago	--	--	--	--	--	--	--	--	--	--	--	--
TOTALS		1/1	1/1	0/0	0/0	0/2	2/4	2/3	0/1	1/1	0/2	1/2	4/9
		100.0%	100.0%	0.0%	0.0%	0.0%	50.0%	66.7%	0.0%	100.0%	0.0%	50.0%	44.4%

INSIDE THE 20

DATE	OPPONENT	OFFENSE	DEFENSE
09/06	at Philadelphia	FG - 31 yards FG - 23 yards TD - Pass FG - 26 yards	TD - Pass TD - Run FG - 38 yards TD - Run Interception FG - 21 yards
09/15	Indianapolis	TD - Pass Fumble FG - 34 yards	FG - 34 yards TD - Pass
09/22	at Tennessee	TD - Run FG - 21 yards FG - 26 yards	TD - Pass TD - Pass
09/29	Minnesota	Missed FG TD - Pass TD - Pass TD - Pass TD - Pass TD - Pass	TD - Pass TD - Run TD - Pass FG - 33 yards Downs
10/06	at L.A. Rams	TD - Run FG - 46 yards TD - Pass	Downs TD - Run TD - Pass
10/13	Arizona	TD - Pass TD - Pass FG - 36 yards End of Game	TD - Pass FG - 38 yards Fumble
10/20	Houston	--	--
10/27	at Jacksonville	--	--
11/03	Detroit	--	--
11/17	at Chicago	--	--
11/24	San Francisco	--	--
11/28	Miami	--	--
12/05	at Detroit	--	--
12/15	at Seattle	--	--
12/23	New Orleans	--	--
12/29	at Minnesota	--	--
01/05	Chicago	--	--

OFFENSE DEFENSE		
Inside the 20	22	21
Scores	19	17
Touchdowns	11	12
Field Goals	8	5
Total Points in 20	102	98
Fumbles	1	1
Interceptions	0	1
Missed Field Goals	1	0
Lost on Downs	0	2
End of Half/Game	1	0
TDs Outside	6	2
Red-Zone Percentage	50.0	57.1

GOAL-TO-GO SITUATIONS

DATE	OPPONENT	OFFENSE	DEFENSE
09/06	at Philadelphia	Field Goal - 23 yards TD - Pass	Field Goal - 21 yards
09/15	Indianapolis	Fumble	TD - Pass
09/22	at Tennessee	TD - Run Field Goal - 21 yards	TD - Pass
09/29	Minnesota	TD - Pass	TD - Pass TD - Run TD - Pass
10/06	at L. A. Rams	TD - Run TD - Pass	Lost on Downs TD - Run TD - Pass
10/13	Arizona	TD - Pass	TD - Pass
10/20	Houston	--	--
10/27	at Jacksonville	--	--
11/03	Detroit	--	--
11/17	at Chicago	--	--
11/24	San Francisco	--	--
11/28	Miami	--	--
12/05	at Detroit	--	--
12/15	at Seattle	--	--
12/23	New Orleans	--	--
12/29	at Minnesota	--	--
01/05	Chicago	--	--

	OFFENSE	DEFENSE
Goal-To-Go Situations	9	10
Scores	8	9
Touchdowns	6	8
Field Goals	2	1
Total Points	48	58
Fumbles	1	0
Interceptions	0	0
Missed Field Goals	0	0
Missed Field Goals (G2G)	0	0
Lost on Downs	0	1
End of Half/Game	0	0
Goal-to-Go Percentage	66.7	80.0

BIG PLAYS OF 20+ YARDS

2024 REGULAR SEASON - BIG PLAYS OF 20+ YARDS

DATE	OPPONENT	QTR	PACKERS PLAYER	RUN	PASS	DOWN	RESULT	QTR	OPP. PLAYER	RUN	PASS	DOWN	RESULT
09/06	at Philadelphia	2	Jayden Reed run	33		1-10-PHI 33	TD	2	Jalen Hurts -> A.J. Brown	20		3-8-PHI 32	TD
		2	Jordan Love -> Jayden Reed		70	3-10-GB 30	TD	2	Jalen Hurts -> DeVonta Smith	25		2-9-GB 47	TD
		3	Jordan Love -> Tucker Kraft		29	1-10-PHI 45	TD	2	Jalen Hurts -> Dallas Goedert	21		3-7-PHI 39	FG
		3	Josh Jacobs run	22		1-10-PHI 47	Miss FG	3	Jalen Hurts -> A.J. Brown	67		2-9-PHI 33	TD
09/15	Indianapolis	4	Josh Jacobs run	32		1-10-GB 13	FG	3	Saquon Barkley run	34		1-10-PHI 33	INT
		4	Jordan Love -> Jayden Reed	26		3-5-50	FG						
		4	Jordan Love -> Jayden Reed	33		1-10-GB 16	Game						
		1	Josh Jacobs run	34		1-20-GB 35	FG	3	Anthony Richardson -> Mo Alie-Cox	22		1-10-GB 43	FG
09/22	at Tennessee	1	Jayden Reed run	22		1-10-GB 18	TD	3	Jonathan Taylor run	29		1-10-IND 34	Miss FG
		1	Malik Willis -> Romeo Doubs	39		3-5-GB 45	FG	4	Anthony Richardson -> Adonai Mitchell	30		1-10-IND 30	INT
		4	Malik Willis run	21		1-10-IND 20	INT	4	Anthony Richardson run	21		3-10-IND 20	INT
		1	Malik Willis -> Jayden Reed	30		1-10-GB 30	TD	1	Will Lewis -> Josh Whyte	23		1-10-TEN 30	TD
09/29	Minnesota	1	Malik Willis -> Christian Watson	30		3-8-TEN 26	TD	1	Will Lewis -> Tyler Boyd	20		3-9-GB 25	TD
		1	Malik Willis run	20		3-2-GB 38	FG	3	Will Lewis -> Tyjae Spears	29		1-10-TEN 32	TD
		1	Malik Willis run	29		1-10-TEN 31	FG	3	Will Lewis -> DeAndre Hopkins	20		1-10-TEN 30	FUM
		2	Malik Willis -> Tucker Kraft	21		1-10-GB 18	Punt						
10/06	at L.A. Rams	2	Malik Willis -> Christian Watson	37		3-18-50	FG	4	Sam Darnold -> Justin Jefferson	27		2-2-GB 45	FG
		3	Malik Willis -> Emanuel Wilson	30		2-15-TEN 30	TD						
		1	Jordan Love -> Jayden Reed	24		2-8-MIN 40	Miss FG	1	Sam Darnold -> Jalen Nailor	31		3-14-MIN 40	TD
		2	Jordan Love -> Romeo Doubs	20		1-10-GB 30	Miss FG	1	Sam Darnold -> Jordan Addison	29		1-10-GB 29	TD
10/10	at Philadelphia	2	Jordan Love -> Tucker Kraft	21		3-10-GB 30	Downs	3	Sam Darnold -> Jordan Addison	25		3-10-MIN 18	INT
		4	Jordan Love -> Bo Melton	28		2-7-GB 45	TD	4	Sam Darnold -> Justin Jefferson	27		2-2-GB 45	FG
		4	Jordan Love -> Dontayvion Wicks	36		1-10-GB 30	INT						
		4	Jordan Love -> Jayden Reed	21		1-10-GB 20	TD						
10/13	Arizona	4	Jordan Love -> Jayden Reed	42		1-10-GB 41	TD						
		1	Jordan Love -> Jayden Reed	53		2-10-GB 45	TD	1	Matthew Stafford -> Tutu Atwell	24		2-2-LAR 38	Downs
		3	Jordan Love -> Tucker Kraft	66		2-6-GB 34	TD	1	Kyren Williams run	30		1-10-GB 38	Downs
		3	Jordan Love -> Josh Jacobs	21		2-8-LAR 41	TD	3	Matthew Stafford -> Jordan Whittington	31		3-1-LAR 38	FUM
10/20	at Philadelphia	2	Jordan Love -> Ben Sims	28		2-6-GB 15	FG	2	Kyle Murray -> Trey McBride	27		1-10-GB 37	TD
		2	Jordan Love -> Christian Watson	44		1-10-ARI 44	TD	3	Trey Benson run	20		1-10-GB 45	FG
		3	Jordan Love -> Romeo Doubs	29		3-4-ARI 20	TD						
10/27													
11/03													
11/17													
11/24													
11/28													
12/05													
12/15													
12/23													
12/29													
01/05													
TOTALS				38 - 961 (32.0), 6 TDS (7 RUNS, 1 TD, 23 PASSES, 5 TDS)					22 - 605 (27.5), 2 TDS (5 RUNS, 0 TDS, 17 PASSES, 2 TDS)				

BIG PLAYS: RUSH 10+, RECEPTIONS 20+, RETURNS 30+

DATE	OPPONENT	RUSHES				RECEPTIONS				RETURNS			
		GAIN	PLAYER	QTR	RESULT	GAIN	PLAYER	QTR	RESULT	GAIN	PLAYER	QTR	RESULT
09/06	at Philadelphia	14	Emanuel Wilson	2'	TD	70t	Jayden Reed	2	TD				
		18	Emanuel Wilson	2'	TD	29	Tucker Kraft	3	TD				
		33t	Jayden Reed	2'	TD	26	Jayden Reed	4	FG				
		22	Josh Jacobs	3	Miss FG	33	Jayden Reed	4	Game				
		32	Josh Jacobs	4	FG								
09/15	Indianapolis	12	Josh Jacobs	1'	FG	39	Romeo Doubs	4	FG				
		34	Josh Jacobs	1'	FG								
		22	Jayden Reed	1'	TD								
		16	Bo Melton	1'	TD								
		12	Malik Willis	1'	TD								
		15	Jayden Reed	1'	Fumble								
		19	Malik Willis	2'	Fumble								
		16	Josh Jacobs	2'	Punt								
		12	Josh Jacobs	4	Miss FG								
		09/22	at Tennessee	20	Malik Willis					1'	FG	30	Jayden Reed
29	Malik Willis			1'	FG	30	Christian Watson	1'	TD				
10	Emanuel Wilson			2	Punt	21	Tucker Kraft	2	Punt				
15	Jayden Reed			2	FG	37	Christian Watson	2	FG				
10	Josh Jacobs			4	FG	30t	Emanuel Wilson	3	TD				
09/29	Minnesota	13	Josh Jacobs	1	Miss FG	24	Jayden Reed	1	Miss FG				
		11	Josh Jacobs	4	TD	20	Romeo Doubs	2	Miss FG				
						21	Tucker Kraft	2	Downs				
						28	Bo Melton	4	TD				
						36	Dontayvion Wicks	4	INT				
						21	Jayden Reed	4'	TD				
						42	Jayden Reed	4	TD				
10/06	at L.A. Rams	11	Josh Jacobs	1	TD	53	Jayden Reed	1	TD				
		11	Jayden Reed	3	TD	66t	Tucker Kraft	3	TD				
		12	Jordan Love	4	Punt	21	Josh Jacobs	3	TD				
		13	Josh Jacobs	4	Punt								
10/13	Arizona	14	Josh Jacobs	1'	TD	28	Ben Sims	2	FG	39	Keisean Nixon (PR)	2	Punt
		16	Bo Melton	1'	TD	44t	Christian Watson	2	TD				
		11	Bo Melton	4'	Game	20t	Romeo Doubs	3	TD				
		13	Emanuel Wilson	4'	Game								
		16	Emanuel Wilson	4'	Game								
		11	Chris Brooks	4'	Game								
10/20	Houston	--	--	--	--	--	--	--	--	--	--	--	
10/27	at Jacksonville	--	--	--	--	--	--	--	--	--	--	--	
11/03	Detroit	--	--	--	--	--	--	--	--	--	--	--	
11/17	at Chicago	--	--	--	--	--	--	--	--	--	--	--	
11/24	San Francisco	--	--	--	--	--	--	--	--	--	--	--	
11/28	Miami	--	--	--	--	--	--	--	--	--	--	--	
12/05	at Detroit	--	--	--	--	--	--	--	--	--	--	--	
12/15	at Seattle	--	--	--	--	--	--	--	--	--	--	--	
12/23	New Orleans	--	--	--	--	--	--	--	--	--	--	--	
12/29	at Minnesota	--	--	--	--	--	--	--	--	--	--	--	
TBD	Chicago	--	--	--	--	--	--	--	--	--	--	--	

* -- result within the same drive

BIG-YARDAGE GAMES

2024 REGULAR SEASON BIG-YARDAGE GAMES

100-YARD PASS RECEIVERS

DATE	OPPONENT	PLAYER	REC.	YDS.	AVG.	LG	TD
9/6	at Philadelphia	Jayden Reed	4	138	34.5	70t	1
9/29	vs. Minnesota	Jayden Reed	7	139	19.9	42	1

100-YARD RUSHERS

DATE	OPPONENT	PLAYER	ATT.	YDS.	AVG.	LG	TD
9/15	vs. Indianapolis	Josh Jacobs	32	151	4.7	34	0

300-YARD PASSERS

DATE	OPPONENT	PLAYER	ATT.	YDS.	COMP.	LG	TD
9/29	vs. Minnesota	Jordan Love	54	389	32	42	4

2024 OPPONENTS BIG-YARDAGE GAMES

100-YARD PASS RECEIVERS

DATE	OPPONENT	PLAYER	REC.	YDS.	AVG.	LG	TD
9/6	at Philadelphia	A.J. Brown	5	119	23.8	67t	1

100-YARD RUSHERS

DATE	OPPONENT	PLAYER	ATT.	YDS.	AVG.	LG	TD
9/6	at Philadelphia	Saquon Barkley	24	109	4.5	34	2
9/15	vs. Indianapolis	Jonathan Taylor	12	103	8.6	29	0
10/6	at L.A. Rams	Kyren Williams	22	102	4.6	30	1

COMPLETIONS BY DISTANCE

2024 REGULAR SEASON

DATE	OPPONENT	QUARTERBACK	LOSS	0-9	10-19	20-29	30-39	40-49	50+
09/06	at Philadelphia	Love	--	9 (1)	4	2	1	--	1 (1)
09/15	Indianapolis	Willis	1	7	3 (1)	--	1	--	--
09/22	at Tennessee	Willis	--	7	1	1	4 (1)	--	--
09/29	Minnesota	Love	1	16 (1)	8 (3)	5	1	1	--
10/06	at L.A. Rams	Love	1	6 (1)	5	1	--	--	2 (1)
10/13	Arizona	Love	--	12 (1)	7 (1)	2 (1)	--	1 (1)	--
10/20	Houston	--	--	--	--	--	--	--	--
10/27	at Jacksonville	--	--	--	--	--	--	--	--
11/03	Detroit	--	--	--	--	--	--	--	--
11/17	at Chicago	--	--	--	--	--	--	--	--
11/24	San Francisco	--	--	--	--	--	--	--	--
11/28	Miami	--	--	--	--	--	--	--	--
12/05	at Detroit	--	--	--	--	--	--	--	--
12/15	at Seattle	--	--	--	--	--	--	--	--
12/23	New Orleans	--	--	--	--	--	--	--	--
12/29	at Minnesota	--	--	--	--	--	--	--	--
01/05	Chicago	--	--	--	--	--	--	--	--
PLAYER TOTALS		Love	2	43 (4)	24 (4)	10 (1)	2	2 (1)	3 (2)
		Willis	1	14	4 (1)	1	5 (1)	--	--
TEAM TOTALS			3	57 (4)	28 (5)	11 (1)	7 (1)	2 (1)	3 (2)

WEEKLY INDIVIDUAL STATISTICAL LEADERS

2024 REGULAR SEASON GREEN BAY PACKERS WEEK-BY-WEEK LEADERS (THROUGH WEEK 6)																			
DATE	OPPONENT	SCORING		PASSING YARDS		CARRIES		RUSHING YARDS		RECEPTIONS		RECEIVING YARDS		TACKLES		SOLO TACKLES		SACKS	
		PLAYER	NO.	PLAYER	NO.	PLAYER	NO.	PLAYER	NO.	PLAYER	NO.	PLAYER	NO.	PLAYER	NO.	PLAYER	NO.	PLAYER	NO.
09/06	at Eagles	J. Reed	12	J. Love	260	J. Jacobs	16	J. Jacobs	84	R. Doubs	4	J. Reed	138	J. Bullard	11	J. Bullard	7	K. Nixon	1.0
09/15	Colts	B. Narveson	10	M. Willis	122	J. Jacobs	32	J. Jacobs	151	R. Doubs	3	R. Doubs	62	Q. Walker	6	Q. Walker	6	D. Wyatt	1.0
09/22	at Titans	B. Narveson	12	M. Willis	202	J. Jacobs	14	M. Willis	73	J. Reed	4	C. Watson	67	I. McDuffie	9	I. McDuffie	6	D. Wyatt	2.0
09/29	Vikings	D. Wicks	12	J. Love	389	J. Jacobs	9	J. Jacobs	51	J. Reed	7	J. Reed	139	Q. Walker	8	Q. Walker	6	Q. Walker	1.0
10/06	at Rams	T. Kraft	12	J. Love	224	J. Jacobs	19	J. Jacobs	73	J. Reed	4	T. Kraft	88	E. Williams	10	Q. Walker	6	K. Brooks	1.5
10/13	Cardinals	R. Doubs	12	J. Love	258	J. Jacobs	18	J. Jacobs	62	J. Reed	6	C. Watson	68	Q. Walker	11	Q. Walker	10	--	--
10/20	Texans	--	--	--	--	--	--	--	--	--	--	--	--	--	--	--	--	--	--
10/27	at Jaguars	--	--	--	--	--	--	--	--	--	--	--	--	--	--	--	--	--	--
11/03	Lions	--	--	--	--	--	--	--	--	--	--	--	--	--	--	--	--	--	--
11/17	at Bears	--	--	--	--	--	--	--	--	--	--	--	--	--	--	--	--	--	--
11/24	49ers	--	--	--	--	--	--	--	--	--	--	--	--	--	--	--	--	--	--
11/28	Dolphins	--	--	--	--	--	--	--	--	--	--	--	--	--	--	--	--	--	--
12/05	at Lions	--	--	--	--	--	--	--	--	--	--	--	--	--	--	--	--	--	--
12/15	at Seahawks	--	--	--	--	--	--	--	--	--	--	--	--	--	--	--	--	--	--
12/23	Saints	--	--	--	--	--	--	--	--	--	--	--	--	--	--	--	--	--	--
12/29	at Vikings	--	--	--	--	--	--	--	--	--	--	--	--	--	--	--	--	--	--
01/05	Bears	--	--	--	--	--	--	--	--	--	--	--	--	--	--	--	--	--	--
MOST TIMES LED (INCLUDING TIES)		B. NARVESON	2	J. LOVE	4	J. JACOBS	6	J. JACOBS	5	J. REED	5	C. WATSON	2	Q. WALKER	4	Q. WALKER	5	K. NIXON	2
																		D. WYATT	

OPPONENTS																			
DATE	OPPONENT	SCORING		PASSING YARDS		CARRIES		RUSHING YARDS		RECEPTIONS		RECEIVING YARDS		TACKLES		SOLO TACKLES		SACKS	
		PLAYER	NO.	PLAYER	NO.	PLAYER	NO.	PLAYER	NO.	PLAYER	NO.	PLAYER	NO.	PLAYER	NO.	PLAYER	NO.	PLAYER	NO.
09/06	at Eagles	S. Barkley	18	J. Hurts	278	S. Barkley	24	S. Barkley	109	D. Smith	7	A. Brown	119	Z. Baun	15	Z. Baun	11	Z. Baun	2.0
09/15	Colts	A. Pierce	6	A. Richardson	204	J. Taylor	12	J. Taylor	103	A. Pierce	5	A. Pierce	56	N. Cross	15	N. Cross	10	--	--
09/22	at Titans	D. Hopkins	6	W. Lewis	260	T. Pollard	6	T. Pollard	14	D. Hopkins	6	D. Hopkins	73	E. Jones IV	12	E. Jones IV	10	K. Murray Jr.	2.0
09/29	Vikings	J. Addison	12	S. Darnold	275	A. Jones Sr.	22	A. Jones Sr.	93	J. Jefferson	6	J. Jefferson	85	B. Cashman	11	B. Cashman	6	P. Jones II	1.0
10/06	at Rams	K. Williams	6	M. Stafford	260	K. Williams	22	K. Williams	102	C. Parkinson	7	J. Whittington	89	K. Curl	8	Q. Lake	5	K. Turner	2.0
		D. Robinson		J. McCollough						J. Whittington		C. Rozeboom		K. Turner					
10/13	Cardinals	C. Ryland	7	K. Murray	214	K. Murray	7	T. Benson	26	T. McBride	8	T. McBride	96	K. Barnes	9	K. Barnes	8	--	--
10/20	Texans	--	--	--	--	--	--	--	--	--	--	--	--	--	--	--	--	--	--
10/27	at Jaguars	--	--	--	--	--	--	--	--	--	--	--	--	--	--	--	--	--	--
11/03	Lions	--	--	--	--	--	--	--	--	--	--	--	--	--	--	--	--	--	--
11/17	at Bears	--	--	--	--	--	--	--	--	--	--	--	--	--	--	--	--	--	--
11/24	49ers	--	--	--	--	--	--	--	--	--	--	--	--	--	--	--	--	--	--
11/28	Dolphins	--	--	--	--	--	--	--	--	--	--	--	--	--	--	--	--	--	--
12/05	at Lions	--	--	--	--	--	--	--	--	--	--	--	--	--	--	--	--	--	--
12/15	at Seahawks	--	--	--	--	--	--	--	--	--	--	--	--	--	--	--	--	--	--
12/23	Saints	--	--	--	--	--	--	--	--	--	--	--	--	--	--	--	--	--	--
12/29	at Vikings	--	--	--	--	--	--	--	--	--	--	--	--	--	--	--	--	--	--
01/05	Bears	--	--	--	--	--	--	--	--	--	--	--	--	--	--	--	--	--	--

TURNOVER CHART

2024 REGULAR SEASON - DEFENSIVE TAKEAWAYS

DATE	OPPONENT	TAKEAWAY	QTR.	SCORE	YD-LINE	RESULT
09/06	at Philadelphia	X. McKinney INT (J. Hurts)	1	0-0	PHI-36	FG
		D. Wyatt FR (J. Hurts fumble)	1	3-0	PHI-13	FG
		J. Alexander INT (J. Hurts)	4	26-31	GB-(-4)	FG
09/15	Indianapolis	X. McKinney INT (A. Richardson)	1	10-0	GB-13	Fumble
		E. Wilson INT (A. Richardson)	4	16-3	GB-25	Missed FG
		E. Williams INT (A. Richardson)	4	16-10	GB-7	EOG
09/22	at Tennessee	J. Alexander INT (W. Levis)	1	17-7	TEN-35	TD
		L. Van Ness FR (K. Enagbare FF)	3	27-14	GB-47	Punt
		X. McKinney INT (W. Levis)	4	30-14	GB-18	Punt
09/29	Minnesota	X. McKinney INT (S. Darnold)	3	7-28	GB-2	Punt
		E. Cooper FR (K. Nixon FF)	4	14-28	MIN-24	TD
10/06	at L.A. Rams	X. McKinney FR (K. Enagbare FF)	3	10-13	GB-23	TD
		X. McKinney INT (M. Stafford)	3	17-13	GB-18	TD
10/13	Arizona	K. Brooks FR (K. Brooks FF)	3	31-13	ARZ-30	Missed FG
		J. Alexander FR (E. Williams FF)	3	31-13	GB-22	FG
		K. Clark FR (K. Murray fumble)	4	34-13	GB-21	EOG
10/20	--	--	--	--	--	--
10/27	--	--	--	--	--	--
11/03	--	--	--	--	--	--
11/17	--	--	--	--	--	--
11/24	--	--	--	--	--	--
11/28	--	--	--	--	--	--
12/05	--	--	--	--	--	--
12/15	--	--	--	--	--	--
12/23	--	--	--	--	--	--
12/29	--	--	--	--	--	--
01/05	--	--	--	--	--	--

2024 REGULAR SEASON - OFFENSIVE GIVEAWAYS

DATE	OPPONENT	TAKEAWAY	QTR.	SCORE	YD-LINE	RESULT
09/06	at Philadelphia	J. Love INT (R. Blankenship)	3	26-24	GB-25	TD
09/15	Indianapolis	J. Jacobs fumble (Z. Franklin FF; L. Latu FR: touchback)	2	10-0	IND-(-3)	Punt
09/22	at Tennessee	None				
09/29	Minnesota	J. Love INT (K. Grugier-Hill)	1	0-14	GB-46	TD
		J. Love INT (S. Griffin)	2	0-21	GB-32	TD
		J. Love INT (B. Murphy Jr.: touchback)	4	22-31	MIN-(-4)	Punt
		T. Kraft fumble (B. Murphy Jr. FF; C. Bynum FR)	4	22-31	GB-42	Downs
10/06	at L.A. Rams	J. Love INT (J. McCollough)	2	7-13	GB-4	TD
10/13	Arizona	J. Love INT (S. Murphy-Bunting)	2	24-7	GB-45	FG
10/20	--	--	--	--	--	--
10/27	--	--	--	--	--	--
11/03	--	--	--	--	--	--
11/17	--	--	--	--	--	--
11/24	--	--	--	--	--	--
11/28	--	--	--	--	--	--
12/05	--	--	--	--	--	--
12/15	--	--	--	--	--	--
12/23	--	--	--	--	--	--
12/29	--	--	--	--	--	--
01/05	--	--	--	--	--	--

2024 REGULAR SEASON - SPECIAL TEAMS/MISC TAKEAWAYS

DATE	OPPONENT	TAKEAWAY	QTR.	SCORE	YD-LINE	RESULT
09/29	Minnesota	B. Melton FR (J. Nailor fumble)	2	0-28	MIN-3	TD

2024 REGULAR SEASON - TURNOVERS

Offense:	8 Giveaways 30 Points (4 TD, 1 FG)	Ratio +9 (17 takes, 8 gives)
	Defense:	
Special Teams:	0 Giveaways 0 Points (0 TD, 0 FG)	Points Off Turnovers Ratio +18 (48 scored, 30 allowed)
	1 Takeaway	
	7 Points (1 TD, 0 FG)	

TAKEAWAY/GIVEAWAY CHART

DATE	OPPONENT	GB +/- RATIO	GB TAKES	POINTS OFF TAKES	GB GIVES	POINTS OFF GIVES	POINTS OFF TO RATIO
09/06	at Philadelphia	+2	3 (1 FUM, 2 INT)	9	1 (0 FUM, 1 INT)	7	+2
09/15	Indianapolis	+2	3 (0 FUM, 3 INT)	0	1 (1 FUM, 0 INT)	0	0
09/22	at Tennessee	+3	3 (1 FUM, 2 INT)	7	0 (0 FUM, 0 INT)	0	+7
09/29	Minnesota	-1	3 (2 FUM, 1 INT)	15	4 (1 FUM, 3 INT)	14	+1
10/06	at L.A. Rams	+1	2 (1 FUM, 1 INT)	14	1 (0 FUM, 1 INT)	6	+8
10/13	Arizona	+2	3 (3 FUM, 0 INT)	3	1 (0 FUM, 1 INT)	3	0
10/20		--	--	--	--	--	--
10/27		--	--	--	--	--	--
11/03		--	--	--	--	--	--
11/17		--	--	--	--	--	--
11/24		--	--	--	--	--	--
11/28		--	--	--	--	--	--
12/05		--	--	--	--	--	--
12/15		--	--	--	--	--	--
12/23		--	--	--	--	--	--
12/29		--	--	--	--	--	--
TBD		--	--	--	--	--	--
TOTALS		+9	17 (8 FUM, 9 INT)	48	8 (2 FUM, 6 INT)	30	+18

TEAM HIGHS AND LOWS

2024 REGULAR SEASON GREEN BAY PACKERS OFFENSIVE HIGHS AND LOWS
(THROUGH WEEK 6)

HIGH	DATE	OPPONENT	CATEGORY	OPPONENT	DATE	LOW
34	10/13	vs. Arizona	Points	vs. Indianapolis	9/15	16
22	9/29	vs. Minnesota	Points in a Quarter	vs. Indianapolis	9/15	0
				at L.A. Rams	9/29	
24	10/13	vs. Arizona	Points in a Half	vs. Indianapolis	10/6	6
4	9/29	vs. Minnesota	Total Touchdowns	vs. Indianapolis	9/15	1
74	9/29	vs. Minnesota	Total Plays	at Philadelphia	9/6	58
				at L.A. Rams	10/6	
465	9/29	vs. Minnesota	Total Net Yards	at L.A. Rams	10/6	328
27	10/13	vs. Arizona	Total First Downs	at Tennessee	9/22	16
13	9/15	vs. Indianapolis	First Downs Rushing	vs. Minnesota	9/29	3
19	9/29	vs. Minnesota	First Downs Passing	vs. Indianapolis	9/15	6
				at Tennessee	9/22	
3	9/6	at Philadelphia	First-Down Penalties	vs. Indianapolis	9/15	0
58.8%	9/15	vs. Indianapolis	Third-Down Efficiency	at L.A. Rams	10/6	12.5%
7.1	9/6	at Philadelphia	Average Yards Per Play	vs. Indianapolis	9/15	5.7
				at L.A. Rams	10/6	
261	9/15	vs. Indianapolis	Total Net Yards Rushing	vs. Minnesota	9/29	86
53	9/15	vs. Indianapolis	Rushing Attempts	vs. Minnesota	9/29	19
7.8	9/6	at Philadelphia	Rushing Average Yards	at L.A. Rams	10/6	4.2
1	9/6	at Philadelphia	Rushing Touchdowns	vs. Indianapolis	9/15	0
				vs. Minnesota	9/29	
				vs. Arizona	10/13	
379	9/29	vs. Minnesota	Total Net Yards Passing	vs. Indianapolis	9/15	122
54	9/29	vs. Minnesota	Passing Attempts	vs. Indianapolis	9/15	14
32	9/29	vs. Minnesota	Passing Completions	vs. Indianapolis	9/15	12
4	9/29	vs. Minnesota	Passing Touchdowns	vs. Indianapolis	9/15	1
				at Tennessee	9/22	
8.7	9/15	vs. Indianapolis	Passing Yards Average	at Philadelphia	9/15	6.8
3	9/29	vs. Minnesota	Passes Thrown for Interception	vs. Indianapolis	9/15	0
				at Tennessee	9/22	
3	9/22	at Tennessee	Times Sacked	vs. Indianapolis	9/15	0
				vs. Arizona	10/13	
3	9/22	at Tennessee	QB Sacks	vs. Indianapolis	9/15	0
				vs. Arizona	10/13	
22	10/6	at L.A. Rams	Sack Yards Lost	vs. Indianapolis	9/15	0
				vs. Arizona	10/13	
5	9/22	at Tennessee	Total Punts	vs. Arizona	10/13	1
244	9/22	at Tennessee	Total Punt Yards	vs. Arizona	10/13	46
60	9/29	vs. Minnesota	Punt Gross Average Yards	at Philadelphia	9/6	37
56.7	9/29	vs. Minnesota	Punt Net Average Yards	at Tennessee	9/22	36
3	10/13	vs. Arizona	Punt Returns	at Philadelphia	9/6	0
				at L.A. Rams	10/6	
47	10/13	vs. Arizona	Punt Return Yards	at Philadelphia	9/6	0
				vs. Indianapolis	9/15	
				at L.A. Rams	10/6	
15.7	10/13	vs. Arizona	Punt Return Yards Average	at Philadelphia	9/6	0.0
				vs. Indianapolis	9/15	
2	10/13	vs. Arizona	Kickoff Returns	vs. Indianapolis	9/15	0
				at Tennessee	9/22	
				vs. Minnesota	9/29	
				at L.A. Rams	10/6	
60	10/13	vs. Arizona	Kickoff Return Yards	vs. Indianapolis	9/15	0
				at Tennessee	9/22	
				vs. Minnesota	9/29	
				at L.A. Rams	10/6	
10	9/6	at Philadelphia	Total Penalties	vs. Arizona	10/13	5
75	9/22	at Tennessee	Penalty Yards	at L.A. Rams	10/6	39
2	9/15	vs. Indianapolis	Total Fumbles	at Tennessee	9/22	0
				vs. Arizona	10/13	
1	9/15	vs. Indianapolis	Fumbles Lost	at Philadelphia	9/6	0
				at Tennessee	9/22	
				at L.A. Rams	10/6	
				vs. Arizona	10/13	
40:11	9/15	vs. Indianapolis	Time of Possession	at Philadelphia	9/6	27:13
4	9/29	vs. Minnesota	Turnovers	at Tennessee	9/22	0
78,335	9/29	vs. Minnesota	Attendance	at Philadelphia	9/6	47,236

TEAM HIGHS AND LOWS

2024 REGULAR SEASON GREEN BAY PACKERS DEFENSIVE HIGHS AND LOWS
(THROUGH WEEK 6)

HIGH	DATE	OPPONENT	CATEGORY	OPPONENT	DATE	LOW
34	9/6	at Philadelphia	Points	vs. Indianapolis	9/15	10
17	9/6	at Philadelphia	Points in a Quarter	at Philadelphia	9/6	0
				vs. Indianapolis	9/15	
				at Tennessee	9/22	
				vs. Minnesota	9/29	
				at L.A. Rams	10/6	
				vs. Arizona	10/13	
28	9/29	vs. Minnesota	Points in a Half	vs. Indianapolis	9/15	0
4	9/6	at Philadelphia	Total Touchdowns	vs. Indianapolis	9/15	1
				vs. Arizona	10/13	
76	10/6	at L.A. Rams	Total Plays	vs. Indianapolis	9/15	53
				at Tennessee	9/22	
410	9/6	at Philadelphia	Total Net Yards	at Tennessee	9/22	237
25	9/6	at Philadelphia	Total First Downs	vs. Arizona	10/13	16
12	10/6	at L.A. Rams	First Downs Rushing	at Tennessee	9/22	3
14	9/6	at Philadelphia	First Downs Passing	vs. Arizona	10/13	8
3	9/6	at Philadelphia	First-Down Penalties	vs. Indianapolis	9/15	1
				at Tennessee	9/22	
				at L.A. Rams	10/6	
50.0%	10/6	at L.A. Rams	Third-Down Efficiency	vs. Indianapolis	9/15	22.2%
6.4	9/15	vs. Indianapolis	Average Yards Per Play	at Tennessee	9/22	4.5
144	9/6	at Philadelphia	Total Net Yards Rushing	at Tennessee	9/22	33
38	9/6	at Philadelphia	Rushing Attempts	at Tennessee	9/22	11
7.8	9/15	vs. Indianapolis	Rushing Average Yards	at Tennessee	9/22	3
2	9/6	at Philadelphia	Rushing Touchdowns	vs. Indianapolis	9/15	0
				at Tennessee	9/22	
				vs. Arizona	10/13	
266	9/6	at Philadelphia	Total Net Yards Passing	vs. Indianapolis	9/15	198
45	10/6	at L.A. Rams	Passing Attempts	vs. Minnesota	9/29	28
29	10/6	at L.A. Rams	Passing Completions	vs. Indianapolis	9/15	17
3	9/29	vs. Minnesota	Passing Touchdowns	vs. Indianapolis	9/15	1
				at L.A. Rams	10/6	
				vs. Arizona	10/13	
8.5	9/29	vs. Minnesota	Passing Yards Average	at Tennessee	9/22	4.9
				at L.A. Rams	10/6	
3	9/15	vs. Indianapolis	Passes Thrown for Interception	vs. Arizona	10/13	0
8	9/22	at Tennessee	Times Sacked	vs. Arizona	10/13	0
8	9/22	at Tennessee	QB Sacks	vs. Arizona	10/13	0
56	9/22	at Tennessee	Sack Yards Lost	vs. Arizona	10/13	0
5	9/29	vs. Minnesota	Total Punts	at Philadelphia	9/6	2
225	9/29	vs. Minnesota	Total Punt Yards	at Philadelphia	9/6	101
53.7	9/15	vs. Indianapolis	Punt Gross Average Yards	at L.A. Rams	10/6	43
50.5	9/6	at Philadelphia	Punt Net Average Yards	vs. Arizona	10/13	36
2	9/22	at Tennessee	Punt Returns	at Philadelphia	9/6	0
				vs. Indianapolis	9/15	
				vs. Arizona	10/13	
24	9/22	at Tennessee	Punt Return Yards	at Philadelphia	9/6	0
				vs. Indianapolis	9/15	
				at L.A. Rams	10/6	
				vs. Arizona	10/13	
12.0	9/22	at Tennessee	Punt Return Yards Average	at Philadelphia	9/6	0.0
				vs. Indianapolis	9/15	
				at L.A. Rams	10/6	
				vs. Arizona	10/13	
6	10/13	vs. Arizona	Kickoff Returns	vs. Indianapolis	9/15	0
156	10/13	vs. Arizona	Kickoff Return Yards	vs. Indianapolis	9/15	0
13	10/13	vs. Arizona	Total Penalties	at Tennessee	9/22	2
100	10/13	vs. Arizona	Penalty Yards	at Tennessee	9/22	15
3	9/15	vs. Indianapolis	Total Fumbles	at Tennessee	9/22	1
				at L.A. Rams	10/6	
3	10/13	vs. Arizona	Fumbles Lost	vs. Indianapolis	9/15	0
32:47	9/6	at Philadelphia	Time of Possession	vs. Indianapolis	9/15	19:49
3	9/6	at Philadelphia	Turnovers	at L.A. Rams	10/6	2
78,335	9/29	vs. Minnesota	Attendance	at Philadelphia	9/6	47,236

INDIVIDUAL SINGLE-GAME HIGHS

2024 REGULAR SEASON PACKERS INDIVIDUAL SINGLE-GAME HIGHS

Touchdowns	2	Romeo Doubs	vs. Cardinals	10/13	3	Saquon Barkley	at Eagles	09/06
		Tucker Kraft	at Rams	10/06				
		Dontayvion Wicks	vs. Vikings	09/29				
		Jayden Reed	at Eagles	09/06				
Passes Attempted	54	Jordan Love	vs. Vikings	09/29	45	Matthew Stafford	at Rams	10/06
Passes Completed	32	Jordan Love	vs. Vikings	09/29	29	Matthew Stafford	at Rams	10/06
Completion Percentage	85.7	Malik Willis	vs. Colts	09/15	76.4	Will Levis	at Titans	09/22
Passing Yards	389	Jordan Love	vs. Vikings	09/29	278	Jalen Hurts	at Eagles	09/06
Yards Per Attempt	10.6	Malik Willis	at Titans	09/22	9.8	Sam Darnold	vs. Vikings	09/29
Touchdown Passes	4	Jordan Love	vs. Cardinals	10/13	3	Sam Darnold	vs. Vikings	09/29
		Jordan Love	vs. Vikings	09/29				
Pass Receptions	7	Jayden Reed	vs. Vikings	09/29	8	Trey McBride	vs. Cardinals	10/13
Receiving Yards	139	Jayden Reed	vs. Vikings	09/29	119	A.J. Brown	at Eagles	09/06
Touchdown Receptions	2	Romeo Doubs	vs. Cardinals	10/13	1	Michael Wilson	vs. Cardinals	10/13
		Tucker Kraft	at Rams	10/06		Demarcus Robinson	at Rams	10/06
		Dontayvion Wicks	vs. Vikings	09/29		Jordan Addison	vs. Vikings	09/29
						Justin Jefferson	vs. Vikings	09/29
						Josh Oliver	vs. Vikings	09/29
						DeAndre Hopkins	at Titans	09/22
						Nick Vannett	at Titans	09/22
						Alec Pierce	vs. Colts	09/15
						Saquon Barkley	at Eagles	09/06
						A.J. Brown	at Eagles	09/06
Rushing Yards	151	Josh Jacobs	vs. Colts	09/15	109	Saquon Barkley	at Eagles	09/06
Rushing Attempts	32	Josh Jacobs	vs. Colts	09/15	24	Saquon Barkley	at Eagles	09/06
Rushing Average	7.7	Emanuel Wilson	vs. Cardinals	10/13	8.6	Jonathan Taylor	vs. Colts	09/15
Rushing Touchdowns	1	Josh Jacobs	at Rams	10/06	2	Saquon Barkley	at Eagles	09/06
		Malik Willis	at Titans	09/22				
		Jayden Reed	at Eagles	09/06				
Yards From Scrimmage	171	Jayden Reed	at Eagles	09/06	139	Aaron Jones Sr.	vs. Vikings	09/29
Combined Net Yards	171	Jayden Reed	at Eagles	09/06	139	Aaron Jones Sr.	vs. Vikings	09/29
Interceptions Made	1	Xavier McKinney	at Rams	10/06	1	Sean Murphy-Bunting	vs. Cardinals	10/13
		Xavier McKinney	vs. Vikings	09/29		Jaylen McCollough	at Rams	10/06
		Jaire Alexander	at Titans	09/22		Shaq Griffin	vs. Vikings	09/29
		Xavier McKinney	at Titans	09/22		Kamu Grugier-Hill	vs. Vikings	09/29
		Xavier McKinney	vs. Colts	09/15		Byron Murphy Jr.	vs. Vikings	09/29
		Evan Williams	vs. Colts	09/15		Reed Blankenship	at Eagles	09/06
		Eric Wilson	vs. Colts	09/15				
		Jaire Alexander	at Eagles	09/06				
		Xavier McKinney	at Eagles	09/06				
Interceptions Thrown	3	Jordan Love	vs. Vikings	09/29	3	Anthony Richardson	vs. Colts	09/15
INT Return Yards	35	Jaire Alexander	at Titans	09/22	28	Shaq Griffin	vs. Vikings	09/29
Tackles	11	Quay Walker	vs. Cardinals	10/13	15	Nick Cross	vs. Colts	09/15
		Jaron Bullard	at Eagles	09/06		Zack Baun	at Eagles	09/06
		Quay Walker	at Eagles	09/06				
Sacks	2.0	Preston Smith	at Titans	09/22	2.0	Kobie Turner	at Rams	10/06
		Devonte Wyatt	at Titans	09/22		Kenneth Murray Jr.	at Titans	09/22
						Zack Baun	at Eagles	09/06
Punts	5	Daniel Whelan	at Rams	10/06	5	Ryan Wright	vs. Vikings	09/29
		Daniel Whelan	at Titans	09/22				
Punts Inside the 20	3	Daniel Whelan	vs. Colts	09/15	3	Ethan Evans	at Rams	10/06
						Ryan Wright	vs. Vikings	09/29
Punting Average	60.0	Daniel Whelan	vs. Vikings	09/29	53.7	Rigoberto Sanchez	vs. Colts	09/15
Punt Returns	2	Keisean Nixon	vs. Cardinals	10/13	2	J'ha'Quan Jackson	at Titans	09/22
		Jayden Reed	at Titans	09/22				
Punt Return Yards	39	Keisean Nixon	vs. Cardinals	10/13	24	J'ha'Quan Jackson	at Titans	09/22
Kickoff Returns	2	Keisean Nixon	vs. Cardinals	10/13	3	DeeJay Dallas	vs. Cardinals	10/13
						Blake Corum	at Rams	10/06
						J'ha'Quan Jackson	at Titans	09/22
Kickoff Return Yards	60	Keisean Nixon	vs. Cardinals	10/13	84	J'ha'Quan Jackson	at Titans	09/22
Field Goals Attempted	4	Brayden Narveson	vs. Colts	09/15	2	Chad Ryland	vs. Cardinals	10/13
		Brayden Narveson	at Eagles	09/06		Matt Gay	vs. Colts	09/15
						Jake Elliott	at Eagles	09/06
Field Goals Made	3	Brayden Narveson	at Titans	09/22	2	Chad Ryland	vs. Cardinals	10/13
		Brayden Narveson	vs. Colts	09/15		Jake Elliott	at Eagles	09/06
		Brayden Narveson	at Eagles	09/06				

2024 REGULAR SEASON GREEN BAY PACKERS LONGEST PLAYS

Run From Scrimmage	34	Josh Jacobs	vs. Colts	09/15	34	Saquon Barkley	at Eagles	09/06
Touchdown Run	33	Jayden Reed	at Eagles	09/06	11	Saquon Barkley	at Eagles	09/06
Passing Long	70	Jordan Love	at Eagles	09/06	67	Jalen Hurts	at Eagles	09/06
Touchdown Pass Long	70	Jordan Love	at Eagles	09/06	67	Jalen Hurts	at Eagles	09/06
Pass Reception	70	Jayden Reed	at Eagles	09/06	67	A.J. Brown	at Eagles	09/06
Touchdown Reception	70	Jayden Reed	at Eagles	09/06	67	A.J. Brown	at Eagles	09/06
Interception Return	35	Jaire Alexander	at Titans	09/22	28	Shaq Griffin	vs. Vikings	09/29
Longest INT Return for TD	35	Jaire Alexander	at Titans	09/22	4	Jaylen McCollough	at Rams	10/06
Longest Opponent's Fumble Return	7	Xavier McKinney	at Rams	10/06				
Punt Return	39	Keisean Nixon	vs. Cardinals	10/13	13	J'ha'Quan Jackson	at Titans	09/22
Kickoff Return	37	Keisean Nixon	vs. Cardinals	10/13	33	J'ha'Quan Jackson	at Titans	09/22
Punt	74	Daniel Whelan	vs. Vikings	09/29	59	Rigoberto Sanchez	vs. Colts	09/15
Field Goal	47	Brayden Narveson	at Titans	09/22	40	Chad Ryland	vs. Cardinals	10/13
Field Goal Attempt	49	Brayden Narveson	vs. Vikings	09/29	50	Matt Gay	vs. Colts	09/15

TEAM RECORD WHEN...

PACKERS REGULAR SEASON RECORD WHEN...

CATEGORY	2024		2024	
	SEASON	FROM 1992	SEASON	FROM 1992
	W-L-T	W-L-T	W-L-T	W-L-T
PACKERS AT HOME	2-1	195-63-2	ON SUNDAY NIGHT	0-0 36-18
PACKERS ON THE ROAD	2-1	132-129	ON THURSDAY NIGHT	0-0 14-12
PACKERS ON GRASS	2-2	267-115-2	ON MONDAY NIGHT	0-0 30-24
PACKERS ON ARTIFICIAL TURF	2-0	60-77	ON SATURDAY	0-0 6-1
PACKERS IN DOMES	0-0	44-45		
PACKERS OUTDOORS	3-2	269-141-2	KICKOFF AT 12:00 CDT	3-1 168-94-2
			KICKOFF AT 3:00/3:05/3:15/3:35 CDT	1-0 72-41
PACKERS SCORE FIRST	4-1	210-74-2		
OPPONENT SCORES FIRST	0-1	115-118	VS. NFC	2-2 247-139-2
			VS. OWN DIVISION OVERALL	0-1 140-71-2
PACKERS LEAD AFTER 1ST QUARTER	4-1	182-52-1	VS. OWN DIVISION AT HOME	0-1 80-25-2
PACKERS TRAIL AFTER 1ST QUARTER	0-1	69-91	VS. OWN DIVISION ON THE ROAD	0-0 60-46
PACKERS LEAD AT HALFTIME	3-1	250-48-2	VS. AFC	2-0 80-53
PACKERS TRAIL AT HALFTIME	1-1	60-124-1		
SCORE TIED AT HALFTIME	0-0	17-19	OPPONENTS HAVE 100-YARD RUSHER	2-1 58-62-1
PACKERS LEAD AFTER 3RD QUARTER	4-0	275-33-2	WITH A 300-YARD PASSER	0-1 87-42
PACKERS TRAIL AFTER 3RD QUARTER	0-2	34-151-1	VERSUS A 100-YARD RECEIVER	0-1 98-71-2
GAME GOES TO OVERTIME	0-0	13-9-2	VERSUS A 300-YARD PASSER	0-0 51-35-2
			WITH A 100-YARD RECEIVER	0-2 67-45
PACKERS HAVE 100-YARD RUSHER	1-0	91-21-1		
PACKERS HAVE 300 NET PASSING YARDS	0-1	86-42		
PACKERS HAVE 100-YARD RECEIVER	0-2	149-62		

THE LAST TIME

BY PACKERS

BY OPPONENT

PASSING

* Never Has Happened *	500+ YARDS PASSING	503 yards, Philip Rivers vs. San Diego, 10/18/15
54 att., Jordan Love vs. Minnesota, 09/29/24	40+ PASS ATTEMPTS	45 att., Matthew Stafford @ L.A. Rams, 10/06/24
54 att., Jordan Love vs. Minnesota, 09/29/24	50+ PASS ATTEMPTS	53 att., Mitchell Trubisky vs. Chicago, 12/15/19
429 yards, Aaron Rodgers vs. Oakland, 10/20/19	400+ YARDS PASSING	463 yards, Dak Prescott @ Dallas, 10/06/19
389 yards, Jordan Love vs. Minnesota, 09/29/24	300+ YARDS PASSING	312 yards, Bryce Young @ Carolina, 12/24/23
* Never Has Happened *	SEVEN TOUCHDOWN PASSES	* Never Has Happened *
6 tds, Aaron Rodgers (1. 4. 73. 40. 56. 18) vs. Chicago, 11/09/14	SIX TOUCHDOWN PASSES	6 tds, Tommy Kramer (23. 13. 36. 2. 17. 7) @ Minnesota, 09/28/86
5 tds, Aaron Rodgers vs. Oakland, 10/20/19	FIVE TOUCHDOWN PASSES	5 tds, Jameis Winston @ New Orleans, 09/12/21
4 tds, Jordan Love: (5. 10. 44. 20) vs. Arizona, 10/13/24	FOUR TOUCHDOWN PASSES	4 tds, Baker Mayfield: (19. 26. 2. 52) vs. Tampa Bay, 12/17/23
3 tds, Jordan Love: (33. 25. 9) @ Minnesota, 12/31/23	THREE TOUCHDOWN PASSES	3 tds, Sam Darnold: (29. 2. 14) vs. Minnesota, 09/29/24
* Never Has Happened *	SEVEN INTERCEPTIONS THROWN	* Never Has Happened *
6, Tom O'Malley vs. Detroit, 09/17/50	SIX INTERCEPTIONS THROWN	6, Don Horn vs. Denver, 09/26/71
5 ints, Brett Favre @ Cincinnati, 10/30/05	FIVE INTERCEPTIONS THROWN	5 ints, Russell Wilson vs. Seattle, 12/11/16
4 ints, Brett Favre vs. Chicago, 12/25/05	FOUR INTERCEPTIONS THROWN	4 ints, Baker Mayfield vs. Cleveland, 12/25/21
3 ints, Jordan Love vs. Minnesota, 09/29/24	THREE INTERCEPTIONS THROWN	3 ints, Anthony Richardson vs. Indianapolis, 09/15/24
2 ints, Jordan Love @ Pittsburgh, 11/12/23	TWO INTERCEPTIONS THROWN	2 ints, Will Levis @ Tennessee, 09/22/24

RUSHING

* Never Has Happened *	300+ YARDS RUSHING	* Never Has Happened *
218 yards, Ahman Green vs. Denver, 12/28/03	200+ YARDS RUSHING	210 yards, Adrian Peterson vs. Minnesota, 12/02/12
151 yards, Josh Jacobs vs. Indianapolis, 09/15/24	150-199 YARDS RUSHING	157 yards, Jalen Hurts @ Philadelphia, 11/27/22
151 yards, Josh Jacobs vs. Indianapolis, 09/15/24	100+ YARDS RUSHING	102 yards, Kyren Williams @ L.A. Rams, 10/06/24
111 yards, Aaron Jones vs. Chicago, 01/07/24	100-149 YARDS RUSHING	102 yards, Kyren Williams @ L.A. Rams, 10/06/24
106 yards/106 yards, DeShawn Wynn/Ryan Grant vs. Detroit, 12/28/08	TWO 100-YARD RUSHERS	157 yards/143 yards, Jalen Hurts/Miles Sanders @ Philadelphia, 11/27/22
151 yards, Josh Jacobs vs. Indianapolis, 09/15/24	75+ YARDS RUSHING	102 yards, Kyren Williams @ L.A. Rams, 10/06/24
62 yards/54 yards, Josh Jacobs/Emanuel Wilson vs. Arizona, 10/13/24	50-74 YARDS RUSHING	71 yards, Tommy DeVito @ N.Y. Giants, 12/11/23
* Never Has Happened *	FIVE TOUCHDOWNS RUSHING	* Never Has Happened *
4 tds, Aaron Jones: (18. 3. 5. 1) @ Dallas, 10/06/19	FOUR TOUCHDOWNS RUSHING	4 tds, DeAngelo Williams: (1. 1. 1. 1) vs. Carolina, 11/30/08
3 tds, Aaron Jones: (5. 1. 13) vs. Carolina, 11/10/19	THREE TOUCHDOWNS RUSHING	3 tds, David Montgomery: (3. 2. 1) vs. Detroit, 09/28/23
2 tds, AJ Dillon: (8. 1) vs. L.A. Rams, 12/19/22	TWO TOUCHDOWNS RUSHING	2 tds, Saquon Barkley: (11. 2) @ Philadelphia, 09/06/24
Brandon Jackson: (6. 4)/Ryan Grant: (3. 56) vs. Seattle, 12/27/09	TWO PLAYERS WITH TWO TDS RUSHING	Tony Dorsett (9. 33)/Robert Newhouse (14. 3) vs. Dallas, 11/17/78
1 td, Edgar Bennett (3. 1. 13)/Reggie Cobb (9)/ Brett Favre (36) @ Chicago, 10/31/94	THREE PLAYERS WITH ONE TD RUSHING	1 td, Alfred Anderson (8)/Ted Brown (12)/Darrin Nelson (12) vs. Minnesota, 12/07/86
32 att., Josh Jacobs vs. Indianapolis, 09/15/24	30+ RUSHING ATTEMPTS	32 att., David Montgomery vs. Detroit, 09/28/23
* Never Has Happened *	40+ RUSHING ATTEMPTS	40 att., Shaun Alexander @ Seattle, 11/27/06
* Never Has Happened *	400+ YARDS RUSHING (TEAM)	* Never Has Happened *
303 yards, Green Bay 37, Baltimore Colts 14 @ Green Bay, 10/18/53	300+ YARDS RUSHING (TEAM)	363 yards, Philadelphia 40, Green Bay 33 @ Philadelphia, 11/27/22
261 yards, Green Bay 16, Indianapolis 10 vs. Indianapolis, 09/15/24	200+ YARDS RUSHING (TEAM)	363 yards, Philadelphia 40, Green Bay 33 @ Philadelphia, 11/27/22

RECEIVING

123 yards/115 yards, Marquez Valdes-Scantling/Davante Adams @ Minnesota, 11/21/21	TWO 100-YARD RECEIVERS	143 yards/103 yards, Jaylen Waddle/Tyreek Hill @ Miami, 12/25/22
139 yards, Jayden Reed vs. Minnesota, 09/29/24	100+ YARDS RECEIVING	119 yards, A.J. Brown @ Philadelphia, 09/06/24
206 yards, Davante Adams @ Cincinnati, 10/10/21	200+ YARDS RECEIVING	226 yards, Amari Cooper @ Dallas, 10/06/19
* Never Has Happened *	300+ YARDS RECEIVING	* Never Has Happened *

THE LAST TIME

* Never Has Happened *	FIVE TOUCHDOWN RECEPTIONS	* Never Has Happened *
4 tds, Sterling Sharpe (1, 36, 30, 5) @ Dallas, 11/24/94	FOUR TOUCHDOWN RECEPTIONS	* Never Has Happened *
3 tds, Christian Watson: (58, 39, 7) vs. Dallas, 11/13/22	THREE TOUCHDOWN RECEPTIONS	3 tds, Vincent Jackson: (23, 5, 29) @ San Diego, 11/06/11
2 tds, Romeo Doubs: (10, 20) vs. Arizona, 10/13/24	TWO TOUCHDOWN RECEPTIONS	2 tds, DJ Chark Jr.: (11, 10) @ Carolina, 12/24/23
Randall Cobb: (22, 3)/Jordy Nelson: (3, 11) @ Chicago, 09/28/14	TWO PLAYERS WITH TWO TD RECEPTIONS	Hassan Jones (36, 17)/Steven Jordan (23, 2) @ Minnesota, 09/28/86
206 yards, Davante Adams @ Cincinnati, 10/10/21	150+ YARDS RECEIVING	155 yards, Chris Godwin vs. Tampa Bay, 12/17/23
10 , Robert Tonyan vs. N.Y. Jets, 10/16/22	10 OR MORE RECEPTIONS	10 , Chris Godwin vs. Tampa Bay, 12/17/23

COMBINED YARDS

111 yards/316 yards, Aaron Jones/Jordan Love vs. Chicago, 01/07/24	100-YARD RUSHER AND 300-YARD PASSER	108 yards/307 yards, Christian McCaffrey/Kyle Allen vs. Carolina, 11/10/19
139 yards/389 yards, Jayden Reed/Jordan Love vs. Minnesota, 09/29/24	100-YARD RECEIVER AND 300-YARD PASSER	155 yards/381 yards, Chris Godwin/Baker Mayfield vs. Tampa Bay, 12/17/23
111 yards/112 yards, Aaron Jones/Jayden Reed vs. Chicago, 01/07/24	100-YARD RUSHER AND 100-YARD RECEIVER	109 yards/119 yards, Saquon Barkley/A.J. Brown @ Philadelphia, 09/06/24
111 yards/316 yards/112 yards, Aaron Jones/Jordan Love Jayden Reed vs. Chicago, 01/07/24	100-YARD RUSHER, 300-YARD PASSER, 100-YARD RECEIVER	108 yards/307 yards/120 yards, Christian McCaffrey/Kyle Allen DJ Moore vs. Carolina, 11/10/19
132 yards/178/128 yards, James Starks/James Jones/Randall Cobb vs. Washington, 09/15/13	100-YARD RUSHER/TWO 100-YARD RECEIVERS	137 yards/116/102 yards, Rob Kelley/Pierre Garcon/Jamison Crowder @ Washington, 11/20/16
123/115 yards/385 yards, Marquez Valdes-Scantling/Davante Adams/Aaron Rodgers @ Minnesota, 11/21/21	TWO 100-YARD RECEIVERS/300-YARD PASSER	143/103 yards/310 yards, Jaylen Waddle/Tyreek Hill/Tua Tagovailoa @ Miami, 12/25/22

DEFENSE

35 yards, Jaire Alexander: (:58) (Shotgun) 8-W.Lewis pass short right intended for 10-D.Hopkins INTERCEPTED by 23-J.Alexander at TEN 35. 23-J.Alexander for 35 yards, TOUCHDOWN. @ Tennessee, 09/22/24	INTERCEPTED PASS RETURNED FOR A TOUCHDOWN	4 yards, Jaylen McCollough: (2:12) (Shotgun) 10-J.Love pass short right INTERCEPTED by 39-J.McCollough (0-B.Young) at GB 4. 39-J.McCollough for 4 yards, TOUCHDOWN. @ L.A. Rams, 10/06/24
27 yards, Jonathan Owens: (2:23) (Shotgun) 16-J.Goff sacked at DET 19 for -4 yards (52-R.Gary), FUMBLES (52-R.Gary) [52-R.Gary], RECOVERED by GB-34-J.Owens at DET 27. 34-J.Owens for 27 yards, TOUCHDOWN. The Replay Official reviewed the fumble ruling, and the play was Upheld. The ruling on the field stands. @ Detroit, 11/23/23	FUMBLE RETURNED FOR A TOUCHDOWN	15 yards, Desmond Trufant: (14:17) (Shotgun) 12-A.Rodgers sacked at GB 21 for -9 yards (44-V.Beasley), FUMBLES (44-V.Beasley) [44-V.Beasley], RECOVERED by ATL-21-D.Trufant at GB 15. 21-D.Trufant for 15 yards, TOUCHDOWN. The Replay Official reviewed the backward pass ruling, and the play was Upheld. The ruling on the field stands. @ Atlanta, 09/17/17
Joshiah Deguara: (:15) (Punt formation) 6-J.Gillan left end ran oh in End Zone for -3 yards, SAFETY (81-J.Deguara). Penalty on NYG-27-J.Pinnock/Offensive Holding, declined. vs. N.Y. Giants, 10/09/22	SAFETY SCORED	Mark Barron: (2:54) 33-A.Jones up the middle tackled in End Zone for -1 yards, SAFETY (26-M.Barron). @ L.A. Rams, 10/28/18

Green Bay 17, Seattle 0 vs. Seattle, 11/14/21	SHUTOUT	Detroit 31, Green Bay 0 vs. Detroit, 12/30/18
* Never Has Happened *	SIX-SACK GAME	* Never Has Happened *
5.0 sk, Vonnie Holliday vs. Buffalo, 12/22/02	FIVE-SACK GAME	5.0 sk, Antwan Odom vs. Cincinnati, 09/20/09
4.0 sk, Kabeer Gbaja-Biamila @ Chicago, 01/02/05	FOUR-SACK GAME	4.0 sk, Chris Clemons @ Seattle, 09/24/12
3.0 sk, Rashan Gary @ Detroit, 11/23/23	THREE-SACK GAME	3.0 sk, Ezekiel Ansah @ Detroit, 12/31/17
2.0 sk/2.0 sk, Devonte Wyatt/Preston Smith @ Tennessee, 09/22/24	TWO-SACK GAME	2.0 sk, Kobie Turner @ L.A. Rams, 10/06/24
* Never Has Happened *	TWO INTERCEPTIONS BY TEAMMATES	Deltha O'Neal: (0:21)/Odell Thurman: (0:10) @ Cincinnati, 10/30/05
2 fr, Morgan Burnett @ Detroit, 11/28/13	TWO OPPONENT FUMBLE RECOVERIES	2 fr, Eric Kendricks @ Minnesota, 12/23/19
75t yards, Darnell Savage vs. Minnesota, 01/01/23	70+ YARD INTERCEPTION RETURN	75t yards, William Jackson III vs. Cincinnati, 09/24/17
2 ints, Rudy Ford vs. Dallas, 11/13/22	TWO INTERCEPTIONS	2 ints, Robert Spillane @ Las Vegas, 10/09/23
3 ints, Tom Flynn vs. Detroit, 10/28/84	THREE INTERCEPTIONS	3 ints, Vencie Glenn @ Minnesota, 12/27/92
4 ints, Willie Buchanon @ San Diego, 09/24/78	FOUR INTERCEPTIONS	* Never Has Happened *
24 yards, Detroit 40, Green Bay 10 @ Detroit, 11/28/13	LESS THAN 25 RUSHING YARDS	16 yards, Green Bay 20, Tampa Bay 3 @ Tampa Bay, 12/21/14
27 yards, Detroit 34, Green Bay 20 vs. Detroit, 09/28/23	LESS THAN 50 RUSHING YARDS	33 yards, Green Bay 30, Tennessee 14 @ Tennessee, 09/22/24
89 yards, Green Bay 34, Arizona 13 vs. Arizona, 10/13/24	LESS THAN 100 RUSHING YARDS	86 yards, Minnesota 31, Green Bay 29 vs. Minnesota, 09/29/24
* Never Has Happened *	LESS THAN 50 NET PASSING YARDS	48 yards, Green Bay 27, Chicago 10 vs. Chicago, 09/18/22
96 yards, Green Bay 24, Carolina 16 vs. Carolina, 12/19/20	LESS THAN 100 NET PASSING YARDS	84 yards, Green Bay 24, L.A. Rams 12 vs. L.A. Rams, 12/19/22
122 yards, Green Bay 16, Indianapolis 10 vs. Indianapolis, 09/15/24	LESS THAN 150 NET PASSING YARDS	117 yards, Green Bay 17, Chicago 9 vs. Chicago, 01/07/24

THE LAST TIME

139 yards, Green Bay 23, Minnesota 10 @ Minnesota, 12/23/19	LESS THAN 150 YARDS NET OFFENSE	140 yards, Denver 29, Green Bay 10 @ Denver, 11/01/15
192 yards, Green Bay 17, Chicago 9 vs. Chicago, 01/07/24	LESS THAN 200 YARDS NET OFFENSE	198 yards, San Francisco 37, Green Bay 8 @ San Francisco, 11/24/19
237 yards, Green Bay 30, Tennessee 14 @ Tennessee, 09/22/24	LESS THAN 300 YARDS NET OFFENSE	270 yards, Minnesota 24, Green Bay 10 vs. Minnesota, 10/29/23
3 to, Green Bay 34, Arizona 13 vs. Arizona, 10/13/24	FORCED THREE-PLUS TURNOVERS	4 to, Minnesota 31, Green Bay 29 vs. Minnesota, 09/29/24
4 to, Minnesota 31, Green Bay 29 vs. Minnesota, 09/29/24	FORCED FOUR-PLUS TURNOVERS	4 to, Green Bay 41, Minnesota 17 vs. Minnesota, 01/01/23
5 to, Baltimore 23, Green Bay 0 vs. Baltimore, 11/19/17	FORCED FIVE-PLUS TURNOVERS	6 to, Green Bay 38, Seattle 10 vs. Seattle, 12/11/16
1 to, Green Bay 34, Arizona 13 vs. Arizona, 10/13/24	AT LEAST ONE TURNOVER	3 to, Green Bay 34, Arizona 13 vs. Arizona, 10/13/24
SPECIAL TEAMS		
105 yards, Keisean Nixon: 1-G.Joseph kicks 70 yards from MIN 35 to GB -5, 25-K.Nixon for 105 yards, TOUCHDOWN. vs. Minnesota, 01/01/23	KICKOFF RETURNED FOR A TOUCHDOWN	99 yards, Andre Roberts: 2-M.Crosby kicks 64 yards from GB 35 to NYJ 1, 19-A.Roberts for 99 yards, TOUCHDOWN. @ N.Y. Jets, 12/23/18
55 yards, Micah Hyde: (5:04) 6-S.Martin punts 45 yards to GB 45, Center-48-D.Muhlbach, 33-M.Hyde for 55 yards, TOUCHDOWN. vs. Detroit, 12/28/14	PUNT RETURNED FOR A TOUCHDOWN	76 yards, Rashid Shaheed: (10:47) 19-D.Whelan punts 40 yards to NO 24, Center-42-M.Orzech, 22-R.Shaheed for 76 yards, TOUCHDOWN. vs. New Orleans, 09/24/23
57 yards, Willie Buchanan (Chester Marcol, Kicker) @ New Orleans, 12/17/72	BLOCKED FIELD GOAL RETURNED FOR A TOUCHDOWN	61 yards, Shawn Springs: (8:10) R.Longwell 50 yard field goal is BLOCKED (L.King), Center-R.Davis, Holder-M.Hasselbeck, RECOVERED by SEA-S.Springs at SEA 39. S.Springs for 61 yards, TOUCHDOWN. vs. Seattle, 11/01/99
Geronimo Allison: (7:33) 6-M.Wile punt is BLOCKED by 81-G.Allison, Center-47-K.McDermott, RECOVERED by GB-37-J.Jackson at MIN -1, TOUCHDOWN. vs. Minnesota, 09/16/18	BLOCKED PUNT RETURNED FOR A TOUCHDOWN	Micheal Clemons: (5:52) 16-P.O'Donnell punt is BLOCKED by 72-M.Clemons, Center-56-J.Coco, RECOVERED by NYJ-39.W.Parks at GB 20, 39-W.Parks for 20 yards, TOUCHDOWN. vs. N.Y. Jets, 10/16/22
53 yards, Anders Carlson: (7:56) 17-A.Carlson 53 yard field goal is GOOD, Center-42-M.Orzech, Holder-19-D.Whelan. @ Carolina, 12/24/23	MADE FIELD GOAL OF 50 YARDS OR LONGER	50 yards, Cairo Santos: (8:59) 8-C.Santos 50 yard field goal is GOOD, Center-48-P.Scales, Holder-16-T.Gill. vs. Chicago, 01/07/24
47 yards, Mason Crosby: (15:00) 2-M.Crosby 47 yard field goal is BLOCKED (85-D.Williams), Center-56-J.Coco, Holder-16-P.O'Donnell. vs. N.Y. Jets, 10/16/22	BLOCKED FIELD GOAL	44 yards, Greg Joseph: (9:50) 1-G.Joseph 44 yard field goal is BLOCKED (94-K.Brooks), Center-42-A.DePaola, Holder-14-R.Wright, RECOVERED by GB-34-J.Owens at GB 21, 34-J.Owens pushed ob at GB 44 for 23 yards (1-G.Joseph). vs. Minnesota, 10/29/23
Pat O'Donnell: (11:59) 16-P.O'Donnell punt is BLOCKED by 44-J.Metellus, Center-56-J.Coco, recovered by GB-6-D.Leavitt at GB 4, 6-D.Leavitt to GB 1 for -3 yards (91-P.Jones). vs. Minnesota, 01/01/23	BLOCKED PUNT	Matt Wile: (7:33) 6-M.Wile punt is BLOCKED by 81-G.Allison, Center-47-K.McDermott, RECOVERED by GB-37-J.Jackson at MIN -1, TOUCHDOWN. vs. Minnesota, 09/16/18
Green Bay 17, Chicago 9 vs. Chicago, 01/07/24	NO PUNTS	Green Bay 24, Washington 10 vs. Washington, 10/24/21
Anders Carlson: 17-A.Carlson extra point is No Good, Wide Left, Center-42-M.Orzech, Holder-19-D.Whelan. @ Minnesota, 12/31/23	MISSED POINT AFTER TOUCHDOWN ATTEMPT	Eddy Piñeiro/Eddy Piñeiro: 4-E.Pineiro extra point is No Good, Wide Left, Center-44-J.Jansen, Holder-10-J.Hekker. 4-E.Pineiro extra point is No Good, Wide Left, Center-44-J.Jansen, Holder-10-J.Hekker. @ Carolina, 12/24/23
Joshua Karty [Colby Wooden blocked]: 16-J.Karty extra point is Blocked (96-C.Wooden), Center-47-A.Ward, Holder-42-E.Evans. @ L.A. Rams, 10/06/24	POINT AFTER TOUCHDOWN ATTEMPT BLOCKED	Anders Carlson [Patrick Peterson blocked]: 17-A.Carlson extra point is Blocked (20-P.Peterson), Center-42-M.Orzech, Holder-19-D.Whelan. @ Pittsburgh, 11/12/23
Jermaine Whitehead: 2-M.Crosby kicks inside 14 yards from GB 35 to GB 49. RECOVERED by GB-35-J.Whitehead. @ Detroit, 12/31/17	SUCCESSFUL ONSIDE KICK	Khalil Herbert: 2-C.Santos kicks inside 19 yards from CHI 35 to GB 46. RECOVERED by CHI-24-K.Herbert. vs. Chicago, 12/12/21
4 fg, Mason Crosby: (36, 46, 28, 26) @ Miami, 12/25/22	FOUR FIELD GOALS	4 fg, Wil Lutz: (32, 29, 35, 52) @ Denver, 10/22/23
5 fg, Mason Crosby: (37, 40, 31, 48, 36) vs. Minnesota, 09/16/18	FIVE FIELD GOALS	5 fg, Matt Prater: (26, 22, 41, 51, 54) vs. Detroit, 10/14/19
* Never Has Happened *	SIX FIELD GOALS	* Never Has Happened *
53 yards, Anders Carlson: (:22) 17-A.Carlson 32 yard field goal is GOOD, Center-42-M.Orzech, Holder-19-D.Whelan. @ Carolina, 12/24/23	50-59 YARD FIELD GOAL	50 yards, Cairo Santos: (13:07) 8-C.Santos 35 yard field goal is GOOD, Center-48-P.Scales, Holder-16-T.Gill. vs. Chicago, 01/07/24
* Never Has Happened *	60+ YARD FIELD GOAL	63 yards, David Akers: (:02) 2-D.Akers 63 yard field goal is GOOD, Center-86-B.Jennings, Holder-4-A.Lee. vs. San Francisco, 09/09/12
3 fg, Brayden Narveson: (:21, 26, 47) @ Tennessee, 09/22/24	THREE FIELD GOALS	3 fg, Cairo Santos: (:50, 39, 35) vs. Chicago, 01/07/24
65 yards, Trevor Davis @ Cleveland, 12/10/17	50-69 YARD PUNT RETURN	62 yards, Devin Hester @ Chicago, 09/27/10
75t yards, Micah Hyde vs. Philadelphia, 11/16/14	70-89 YARD PUNT RETURN	76t yards, Rashid Shaheed vs. New Orleans, 09/24/23
93t yards, Micah Hyde @ Minnesota, 10/27/13	90+ YARD PUNT RETURN	97t yards, Jakeem Grant Sr. vs. Chicago, 12/12/21
63 yds, Daniel Whelan @ Tennessee, 09/22/24	60-69 YARD PUNT	68 yds, Ryan Wright @ Minnesota, 12/31/23
74 yds, Daniel Whelan vs. Minnesota, 09/29/24	70+ YARD PUNT	73 yds, Jon Ryan @ Seattle, 09/24/12
10 punts, Jon Ryan vs. New England, 11/19/06	PUNTED 10+ TIMES	10 punts, Chris Kluge vs. Minnesota, 12/21/06

THE LAST TIME

51 yards, Keisean Nixon vs. L.A. Rams, 11/05/23	50-69 YARD KICKOFF RETURN	68 yards, Trenton Cannon @ San Francisco, 09/26/21
70 yards, Jeff Janis @ Minnesota, 11/22/15	70-89 YARD KICKOFF RETURN	71 yards, Jamal Agnew @ Detroit, 12/13/20
105+ yards, Keisean Nixon vs. Minnesota, 01/01/23	90+ YARD KICKOFF RETURN	99+ yards, Andre Roberts @ N.Y. Jets, 12/23/18
TEAM/MISCELLANEOUS		
437 yards, Green Bay 437, Arizona 303 vs. Arizona, 10/13/24	400+ TOTAL YARDS OF OFFENSE	410 yards, Green Bay 414, Philadelphia 410 @ Philadelphia, 09/06/24
522 yards, Green Bay 522, Minnesota 382 @ Minnesota, 09/13/20	500+ TOTAL YARDS OF OFFENSE	500 yards, Philadelphia 500, Green Bay 342 @ Philadelphia, 11/27/22
ST: (6:33) (Shotgun) K.Cousins pass short middle intended for T.Hockenson INTERCEPTED by D.Savage (R.Douglas) at GB 25. D.Savage for 75 yards, TOUCHDOWN.DEF: (2:48) (Shotgun) A.Rodgers pass deep right to R.Tonyan for 21 yards, TOUCHDOWN.DEF: (15:00) A.Dillon left tackle for 2 yards, TOUCHDOWN.DEF: (9:31) A.Rodgers scrambles right end for 2 yards, TOUCHDOWN.OFF: G.Joseph kicks 70 yards from MIN 35 to GB -5. K.Nixon for 105 yards, TOUCHDOWN. vs. Minnesota, 01/01/23	TOUCHDOWN ON OFFENSE, DEFENSE AND SPECIAL TEAMS	ST: (8:52) (Shotgun) J.Freeman pass short right to D.Ward for 6 yards, TOUCHDOWN.ST: (11:44) (Shotgun) J.Freeman pass short left to K.Winslow for 7 yards, TOUCHDOWN.ST: (4:20) (Shotgun) J.Freeman pass short right to S.Stroughler for 7 yards, TOUCHDOWN.DEF: (5:2) (Shotgun) A.Rodgers pass deep left intended for D.Driver INTERCEPTED by T.Jackson at GB 35. T.Jackson for 35 yards, TOUCHDOWN.OFF: (12:09) (Punt formation) J.Kapinos punt is BLOCKED by G.Hays, Center-B.Goode, RECOVERED by TB-R.Barber at GB 31. R.Barber for 31 yards, TOUCHDOWN. @ Tampa Bay, 11/08/09
Jordan Love: TWO-POINT CONVERSION ATTEMPT. 10-J.Love pass to 85-T.Kraft is complete. ATTEMPT SUCCEEDS. vs. Minnesota, 09/29/24	MADE TWO-POINT CONVERSION	Raheem Blackshear: TWO-POINT CONVERSION ATTEMPT. 3-R.Blackshear rushes left end. ATTEMPT SUCCEEDS. @ Carolina, 12/24/23
Josh Jacobs: 77-J.Morgan reported in as eligible. TWO-POINT CONVERSION ATTEMPT. 8-J.Jacobs rushes left tackle. ATTEMPT FAILS. @ Philadelphia, 09/06/24	FAILED TWO-POINT CONVERSION	Tutu Atwell: TWO-POINT CONVERSION ATTEMPT. 5-T.Atwell rushes left end. ATTEMPT FAILS. @ L.A. Rams, 10/06/24
Green Bay 53, Philadelphia 20 vs. Philadelphia, 11/16/14	50+ POINTS	New Orleans 51, Green Bay 29 @ New Orleans, 11/24/08
Green Bay 41, Minnesota 17 vs. Minnesota, 01/01/23	40+ POINTS	Philadelphia 40, Green Bay 33 @ Philadelphia, 11/27/22
Green Bay 31, Dallas 28 vs. Dallas, 11/13/22	OVERTIME WIN	Indianapolis 34, Green Bay 31 @ Indianapolis, 11/22/20
Indianapolis 34, Green Bay 31 @ Indianapolis, 11/22/20	OVERTIME LOSS	Green Bay 31, Dallas 28 vs. Dallas, 11/13/22
Minnesota 29, Green Bay 29 vs. Minnesota, 09/16/18	OVERTIME TIE	Minnesota 29, Green Bay 29 vs. Minnesota, 09/16/18
Green Bay 20, Detroit 6 @ Detroit, 11/23/23	20 FIRST-QUARTER POINTS	Tennessee 21, Green Bay 0 @ Tennessee, 11/13/16
Green Bay 21, Chicago 0 vs. Chicago, 09/18/22	20 SECOND-QUARTER POINTS	Chicago 24, Green Bay 21 vs. Chicago, 12/12/21
Green Bay 20, Minnesota 0 @ Minnesota, 10/23/11	20 THIRD-QUARTER POINTS	Arizona 21, Green Bay 8 @ Arizona, 12/27/15
Green Bay 22, Minnesota 3 vs. Minnesota, 09/29/24	20 FOURTH-QUARTER POINTS	Minnesota 24, Green Bay 14 @ Minnesota, 09/13/20
Green Bay 17, Seattle 0 vs. Seattle, 11/14/21	SHUTOUT AT HOME	Detroit 31, Green Bay 0 vs. Detroit, 12/30/18
Green Bay 9, N.Y. Jets 0 @ N.Y. Jets, 10/31/10	SHUTOUT ON THE ROAD	* Never Has Happened *
Green Bay 31, Dallas 28 vs. Dallas, 11/13/22	OVERTIME WIN AT HOME	Miami 23, Green Bay 20 vs. Miami, 10/17/10
Green Bay 25, Cincinnati 22 @ Cincinnati, 10/10/21	OVERTIME WIN ON THE ROAD	Indianapolis 34, Green Bay 31 @ Indianapolis, 11/22/20
10 pen, Green Bay 30, Tennessee 14 @ Tennessee, 09/22/24	10 PENALTIES	13 pen, Green Bay 34, Arizona 13 vs. Arizona, 10/13/24
0 pen, Detroit 37, Green Bay 30 @ Detroit, 01/09/22	NO PENALTIES	0 pen, Tampa Bay 38, Green Bay 10 @ Tampa Bay, 10/18/20
0 to, Green Bay 30, Tennessee 14 @ Tennessee, 09/22/24	NO TURNOVERS	0 to, Green Bay 17, Chicago 9 vs. Chicago, 01/07/24
3 td, Green Bay 24, L.A. Rams 19 (6:52) (Shotgun) J.Jacobs right end for 2 yards, TOUCHDOWN. The Replay Official reviewed the runner broke the plane ruling, and the play was Upheld. The ruling on the field stands. (11:26) (Shotgun) J.Love pass deep left to T.Kraft for 66 yards, TOUCHDOWN. (4:00) (Shotgun) J.Love pass short left to T.Kraft for 7 yards, TOUCHDOWN. @ L.A. Rams, 10/06/24	THREE TOTAL TOUCHDOWNS	3 td, Green Bay 24, L.A. Rams 19 (9:51) K.Williams up the middle for 1 yard, TOUCHDOWN. (2:12) (Shotgun) J.Love pass short right INTERCEPTED by J.McCollough [B.Young] at GB 4. J.McCollough for 4 yards, TOUCHDOWN. (3:34) M.Stafford pass short right to D.Robinson for 1 yard, TOUCHDOWN. @ L.A. Rams, 10/06/24
4 td, Green Bay 34, Arizona 13 (9:00) (Shotgun) J.Love pass short right to J.Reed for 5 yards, TOUCHDOWN. (15:00) (Shotgun) J.Love pass short right to R.Doubs for 10 yards, TOUCHDOWN. ** Injury Update: ARZ-Ma.Wilson has returned to the game. (4:39) J.Love pass deep middle to C.Watson for 44 yards, TOUCHDOWN. (3:54) (Shotgun) J.Love pass deep right to R.Doubs for 20 yards, TOUCHDOWN. vs. Arizona, 10/13/24	FOUR TOTAL TOUCHDOWNS	4 td, Minnesota 31, Green Bay 29 (11:59) (Shotgun) S.Darnold pass deep right to J.Addison for 29 yards, TOUCHDOWN. Penalty on GB-K.Enagbare, Defensive Offside, declined. (1:41) S.Darnold pass short left to J.Oliver for 2 yards, TOUCHDOWN. (11:54) J.Addison right end for 7 yards, TOUCHDOWN. (5:32) (Shotgun) S.Darnold pass short right to J.Jefferson for 14 yards, TOUCHDOWN. vs. Minnesota, 09/29/24
40:11 TOP, Green Bay 16, Indianapolis 10 vs. Indianapolis, 09/15/24	OVER 40:00 TIME OF POSSESSION (NON-OT)	40:26 TOP, Detroit 40, Green Bay 10 @ Detroit, 11/28/13
vs. Indianapolis, 09/15/24	NO SACKS/NO INTERCEPTIONS ALLOWED	vs. Arizona, 10/13/24
(7, 7, 14, 14, 7 Points), Green Bay 35, Detroit 17 vs. Detroit, 09/20/21	SCORE TOUCHDOWN IN EACH QUARTER	(7, 7, 6, 7 Points), Tennessee 27, Green Bay 17 vs. Tennessee, 11/17/22
31 (first half), Green Bay 34, Detroit 27 vs. Detroit, 09/25/16	30 ONE-HALF POINTS	35 (first half), Tennessee 47, Green Bay 25 @ Tennessee, 11/13/16

THE LAST TIME

Green Bay 34, Arizona 13 vs. Arizona, 10/13/24

WON GAME BY 20+ POINTS

New Orleans 38, Green Bay 3 @ New Orleans, 09/12/21

TRANSACTIONS BY DATE

DATE	POS.	PLAYER	TRANSACTION
10/14	WR	TJ Luther	Placed on practice squad; injured
10/12	FB	Andrew Beck	Elevated from the practice squad to the active roster for gameday
10/11	TE	John FitzPatrick	Signed to the active roster from the Atlanta Falcons' practice squad
10/11	TE	Luke Musgrave	Placed on injured reserve
10/10	CB	Robert Rochell	Signed to practice squad
10/7	CB	Robert Rochell	Released
10/5	FB	Andrew Beck	Elevated from the practice squad to the active roster for gameday
10/5	WR	Romeo Doubs	Placed on the reserve/suspended list by the club for one game
10/5	CB	Robert Rochell	Signed to active roster from practice squad
9/28	CB	Kamal Hadden	Elevated from the practice squad to the active roster for gameday
9/28	CB	Robert Rochell	Elevated from the practice squad to the active roster for gameday
9/26	TE	Messiah Swinson	Signed to practice squad
9/24	TE	Johnny Lumpkin	Released from practice squad
9/21	QB	Sean Clifford	Elevated from the practice squad to the active roster for gameday
9/21	CB	Robert Rochell	Elevated from the practice squad to the active roster for gameday
9/18	WR	Cornelius Johnson	Signed to practice squad
9/17	RB	Chris Brooks	Signed to active roster from practice squad
9/17	RB	MarShawn Lloyd	Placed on injured reserve
9/14	QB	Sean Clifford	Elevated from the practice squad to the active roster for gameday
9/10	TE	Johnny Lumpkin	Signed to practice squad
9/10	WR	TJ Luther	Signed to practice squad
9/10	RB	La'Mical Perine	Released from practice squad
9/10	WR	Jalen Wayne	Released from practice squad
9/6	RB	Ellis Merriweather	Elevated from the practice squad to the active roster for gameday
9/3	RB	Chris Brooks	Signed to practice squad
9/3	TE	Messiah Swinson	Contract terminated by player
8/30	FB	Andrew Beck	Signed to practice squad
8/30	CB	Kamal Hadden	Signed to practice squad
8/30	RB	Nate McCrary	Placed on practice squad/injured reserve
8/30	RB	La'Mical Perine	Signed to practice squad
8/29	S	Omar Brown	Signed to practice squad
8/29	K	Brayden Narveson	Claimed off waivers from the Tennessee Titans
8/29	LB	Chris Russell	Signed to practice squad
8/28	WR	Jalen Wayne	Signed to practice squad
8/28	DL	Deslin Alexandre	Signed to practice squad
8/28	QB	Sean Clifford	Signed to practice squad
8/28	DL	James Ester	Signed to practice squad
8/28	K	Alex Hale	Signed to practice squad
8/28	WR	Julian Hicks	Signed to practice squad
8/28	G/T	Donovan Jennings	Signed to practice squad
8/28	K	Greg Joseph	Released
8/28	CB	Kalen King	Signed to practice squad
8/28	RB	Nate McCrary	Signed to practice squad
8/28	RB	Ellis Merriweather	Signed to practice squad
8/28	CB	Robert Rochell	Signed to practice squad
8/28	G/C	Lectus Smith	Signed to practice squad
8/28	TE	Messiah Swinson	Signed to practice squad
8/27	DL	Deslin Alexandre	Released
8/27	DL	Brevin Allen	Released
8/27	DL	Keshawn Banks	Released
8/27	K	Anders Carlson	Released
8/27	QB	Sean Clifford	Released
8/27	CB	LJ Davis	Waived/injured
8/27	TE	Tyler Davis	Placed on injured reserve
8/27	RB	AJ Dillon	Placed on injured reserve
8/27	WR	Grant DuBose	Released
8/27	DL	James Ester	Released
8/27	DL	Jonathan Ford	Placed on injured reserve/designated for return
8/27	LB	Ralen Goforth	Waived/injured
8/27	CB	Gemon Green	Released
8/27	K	Alex Hale	Released
8/27	WR	Julian Hicks	Released
8/27	G/T	Donovan Jennings	Released
8/27	S	Anthony Johnson Jr.	Released
8/27	T	Caleb Jones	Released
8/27	CB	Kalen King	Released
8/27	RB	Nate McCrary	Released
8/27	RB	Ellis Merriweather	Released
8/27	DL	Zach Morton	Released
8/27	G/T	Royce Newman	Released
8/27	TE	Henry Pearson	Released
8/27	QB	Michael Pratt	Released
8/27	CB	Robert Rochell	Released
8/27	LB	Chris Russell	Released
8/27	S	Benny Sapp III	Released
8/27	DL	Keonte Schad	Released
8/27	G/C	Lectus Smith	Released

8/27	WR	Dimitri Stanley	Released
8/27	TE	Messiah Swinson	Released
8/27	T	Luke Tenuta	Released
8/27	WR	Samori Toure	Released
8/27	DL	Spencer Waega	Released
8/27	WR	Jalen Wayne	Released
8/27	LB	Kristian Welch	Released
8/27	TE	Joel Wilson	Released
8/27	LB	Christian Young	Released
8/22	DL	Keonte Schad	Signed
8/21	DL	Kenneth Odumegwu	Released
8/20	RB	Jarveon Howard	Waived/injured
8/20	FB	Henry Pearson	Signed
8/14	LS	Peter Bowden	Released
8/14	S	Tyler Coyle	Released
8/14	RB	Nate McCrary	Signed
8/14	LB	Chris Russell	Signed
8/7	DL	Brevin Allen	Signed
8/7	CB	Don Callis	Waived/injured
8/7	DL	Zach Morton	Signed
8/7	WR	Rory Starkey	Waived/injured
8/5	QB	Jacob Eason	Released
7/30	LS	Peter Bowden	Signed
7/30	CB	Don Callis	Signed
7/30	CB	LJ Davis	Signed
7/30	CB	Zyon Gilbert	Released
7/30	FB	Henry Pearson	Released
7/30	K	James Turner	Released
7/27	QB	Jordan Love	Signed contract extension
7/23	LS	Peter Bowden	Released
7/23	QB	Jacob Eason	Signed
7/21	DL	Kenny Clark	Signed contract extension
7/19	WR	Alex McGough	Waived/injured
7/19	WR	Rory Starkey	Signed
7/19	WR	Jalen Wayne	Signed
6/24	K	James Turner	Claimed off waivers from the Detroit Lions
6/19	K	Jack Podlesny	Released
6/13	T/G	Jordan Morgan	Signed
6/3	S	Javon Bullard	Signed
5/23	LB	Edgerrin Cooper	Signed
5/14	OL	Travis Glover	Signed
5/14	LB	Ty Ron Hopper	Signed
5/14	RB	MarShawn Lloyd	Signed
5/14	OL	Jacob Monk	Signed
5/14	S	Kitan Oladapo	Signed
5/14	S	Evan Williams	Signed
5/13	DL	Spencer Waega	Claimed off waivers from the San Francisco 49ers
5/6	WR	Julian Hicks	Signed
5/6	CB	Anthony Johnson	Released
5/6	DL	Deandre Johnson	Released
5/6	WR	Thyrick Pitts	Waived/injured
5/6	OL	Lectus Smith	Signed
5/6	WR	Dimitri Stanley	Signed
5/3	LS	Peter Bowden	Signed
5/3	DL	James Ester	Signed
5/3	LB	Ralen Goforth	Signed
5/3	RB	Jarveon Howard	Signed
5/3	OL	Donovan Jennings	Signed
5/3	CB	Kalen King	Signed
5/3	QB	Michael Pratt	Signed
5/3	TE	Messiah Swinson	Signed
4/18	T	Andre Dillard	Signed
4/10	CB	Gemon Green	Signed
3/28	K	Greg Joseph	Signed
3/23	LB	Eric Wilson	Re-signed
3/19	CB	Robert Rochell	Re-signed
3/15	RB	AJ Dillon	Re-signed
3/15	CB	Keisean Nixon	Re-signed
3/14	RB	Josh Jacobs	Signed
3/14	S	Xavier McKinney	Signed
3/14	LB	Kristian Welch	Re-signed
3/13	LB	DeVondre Campbell	Released
3/12	CB	Corey Ballentine	Re-signed
3/12	TE	Tyler Davis	Re-signed
3/11	T	David Bakhtiari	Released
3/11	RB	Aaron Jones	Released
1/24	K	Jack Podlesny	Signed
1/22	LB	Keshawn Banks	Signed
1/22	S	Tyler Coyle	Signed
1/22	WR	Grant DuBose	Signed
1/22	DL	Jonathan Ford	Signed
1/22	CB	Zyon Gilbert	Signed
1/22	CB	Anthony Johnson	Signed
1/22	QB	Alex McGough	Signed
1/22	RB	Ellis Merriweather	Signed
1/22	LB	Aron Mosby	Signed
1/22	LB	Kenneth Odumegwu	Signed

TRANSACTIONS BY DATE

1/22	FB	Henry Pearson	Signed
1/22	WR	Thyrick Pitts	Signed

1/22	T	Kadeem Telfort	Signed
1/22	TE	Joel Wilson	Signed

TRANSACTIONS BY PLAYER

Alexandre, Deslin - DL 8/27/24 Released 8/28/24 Signed to practice squad	Davis, LJ - CB 7/30/24 Signed 8/27/24 Waived/injured	Hopper, Ty'Ron - LB 5/14/24 Signed
Allen, Brevin - DL 8/7/24 Signed 8/27/24 Released	Davis, Tyler - TE 3/12/24 Re-signed 8/27/24 Placed on injured reserve	Howard, Jarveon - RB 5/3/24 Signed 8/20/24 Waived/injured
Bakhtiari, David - T 3/11/24 Released	Dillard, Andre - T 4/18/24 Signed	Jacobs, Josh - RB 3/14/24 Signed
Ballentine, Corey - CB 3/12/24 Re-signed	Dillon, AJ - RB 3/15/24 Re-signed 8/27/24 Placed on injured reserve	Jennings, Donovan - G/T 5/3/24 Signed 8/27/24 Released 8/28/24 Signed to practice squad
Banks, Keshawn - DL 1/22/24 Signed 8/27/24 Released	Doubs, Romeo - WR 10/5/24 Placed on the reserve/suspended list by the club for one game	Johnson, Anthony - CB 1/22/24 Signed 5/6/24 Released
Beck, Andrew - FB 8/30/24 Signed to practice squad 10/5/24 Elevated from the practice squad to the active roster for gameday 10/12/24 Elevated from the practice squad to the active roster for gameday	DuBose, Grant - WR 1/22/24 Signed 8/27/24 Released	Johnson, Cornelius - WR 9/18/24 Signed to practice squad
Bowden, Peter - LS 5/3/24 Signed 7/23/24 Released 7/30/24 Signed 8/14/24 Released	Ester, James - DL 5/3/24 Signed 8/27/24 Released 8/28/24 Signed to practice squad	Johnson Jr., Anthony - S 8/27/24 Released
Brooks, Chris - RB 9/3/24 Signed to practice squad 9/17/24 Signed to active roster from practice squad	Eason, Jacob - QB 7/23/24 Signed 8/5/24 Released	Johnson, Deandre - DL 5/6/24 Released
Brown, Omar - S 8/29/24 Signed to practice squad	FitzPatrick, John - TE 10/11/24 Signed to the active roster from the Atlanta Falcons' practice squad	Jones, Aaron - RB 3/11/24 Released
Bullard, Javon - S 6/3/24 Signed	Ford, Jonathan - DL 1/22/24 Signed 8/27/24 Placed on injured reserve/designated for return	Jones, Caleb - T 8/27/24 Released
Callis, Don - CB 7/30/24 Signed 8/7/24 Waived/injured	Gilbert, Zyon - CB 1/22/24 Signed 7/30/24 Released	Jones, Trente - OL 5/13/24 Placed on reserve/retired list
Campbell, De'Vondre - LB 3/13/24 Released	Glover, Travis - T 5/14/24 Signed	Joseph, Greg - K 3/28/24 Signed 8/28/24 Released
Carlson, Anders - K 8/27/24 Released	Goforth, Ralen - LB 5/3/24 Signed 8/27/24 Waived/injured	King, Kalen - CB 5/3/24 Signed 8/27/24 Released 8/28/24 Signed to practice squad
Clark, Kenny - DL 7/21/24 Signed contract extension	Green, Gemon - CB 4/10/24 Signed 8/27/24 Released	Lloyd, MarShawn - RB 5/14/24 Signed 9/17/24 Placed on injured reserve
Clifford, Sean - QB 8/27/24 Released 8/28/24 Signed to practice squad 9/14/24 Elevated from the practice squad to the active roster for gameday 9/21/24 Elevated from the practice squad to the active roster for gameday	Hadden, Kamal - CB 8/30/24 Signed to practice squad 9/28/24 Elevated from the practice squad to the active roster for gameday	Love, Jordan - QB 7/27/24 Signed contract extension
Cooper, Edgerrin - LB 5/23/24 Signed	Hale, Alex - K 8/7/24 Signed 8/27/24 Released 8/28/24 Signed to practice squad	Lumpkin, Johmmy - TE 9/10/24 Signed to practice squad 9/24/24 Released from practice squad
Coyle, Tyler - S 1/22/24 Signed 8/14/24 Released	Hicks, Julian - WR 5/6/24 Signed 8/27/24 Released 8/28/24 Signed to practice squad	Luther, TJ - WR 9/10/24 Signed to practice squad 10/14/24 Placed on practice squad; injured
		Mathews, Rodney - DL 5/3/24 Signed 5/9/24 Released
		McCrary, Nate - RB 8/14/24 Signed 8/27/24 Released 8/28/24 Signed to practice squad 8/30/24 Placed on practice squad/injured reserve

McGough, Alex - WR 1/22/24 Signed 7/19/24 Waived/injured		9/28/24 Elevated from the practice squad to the active roster for gameday	Willis, Malik - QB 8/27/24 Acquired via trade from Tennessee Titans
McKinney, Xavier - S 3/14/24 Signed	10/5/24	Signed to the active roster from practice squad	Wilson, Eric - LB 3/23/24 Re-signed
Merriweather, Ellis - RB 1/22/24 Signed 8/27/24 Released 8/28/24 Signed to practice squad 9/6/24 Elevated from the practice squad to the active roster for gameday	10/7/24 10/9/24	Released Signed to practice squad	Wilson, Joel - TE 1/22/24 Signed 8/27/24 Released
Monk, Jacob - C/G 5/14/24 Signed			Young, Christian - LB 8/27/24 Released
Morgan, Jordan - T/G 6/13/24 Signed			
Mosby, Arron - DL 1/22/24 Signed			
Morton, Zach - DL 8/7/24 Signed 8/27/24 Released			
Musgrave, Luke - TE 10/11/24 Placed on injured reserve			
Narveson, Brayden - K 8/29/24 Claimed off waivers from Tennessee Titans			
Newman, Royce - G/T 8/27/24 Released			
Nixon, Keisean - CB 3/15/24 Re-signed			
Odumegwu, Kenneth - DL 1/22/24 Signed 8/21/24 Released			
Oladapo, Kitan - S 5/14/24 Signed			
Pearson, Henry - TE 1/22/24 Signed 7/30/24 Released 8/20/24 Signed 8/27/24 Released			
Perine, La'Mical - RB 8/30/24 Signed to practice squad 9/10/24 Released from practice squad			
Pitts, Thyrick - WR 1/22/24 Signed 5/6/24 Waived/injured			
Podlesny, Jack - K 1/24/24 Signed 6/19/24 Released			
Pratt, Michael - QB 5/3/24 Signed 8/27/24 Released			
Rochell, Robert - CB 3/19/24 Re-signed 8/27/24 Released 8/28/24 Signed to practice squad 9/21/24 Elevated from the practice squad to the active roster for gameday			
Russell, Chris - LB 8/14/24 Signed 8/27/24 Released 8/29/24 Signed to practice squad			
Sapp III, Benny - S 8/27/24 Released			
Schad, Keonte - DL 8/22/24 Signed 8/27/24 Released			
Smith, Lecitus - G/C 5/6/24 Signed 8/27/24 Released 8/28/24 Signed to practice squad			
Stanley, Dimitri - WR 5/6/24 Signed 8/27/24 Released			
Starkey, Rory - WR 7/19/24 Signed 8/7/24 Waived/injured			
Swinson, Messiah - TE 5/3/24 Signed 8/27/24 Released 8/28/24 Signed to practice squad 9/3/24 Contract terminated by player 9/26/24 Signed to practice squad			
Telfort, Kadeem - T 1/22/24 Signed			
Tenuta, Luke - T 8/27/24 Released			
Toure, Samori - WR 8/27/24 Released			
Turner, James - K 6/24/24 Claimed off waivers from Detroit Lions 7/30/24 Released			
Waage, Spencer - DL 5/13/24 Claimed off waivers from San Francisco 49ers 8/27/24 Released			
Wayne, Jalen - WR 7/19/24 Signed 8/27/24 Released 8/28/24 Signed to practice squad 9/10/24 Released from practice squad			
Welch, Kristian - LB 3/14/24 Re-signed 8/27/24 Released			
Williams, Evan - S 5/14/24 Signed			



GAME SUMMARIES



GAME SUMMARY [LAST MATCHUP]



35

2020 WEEK 7

Green Bay Packers 35, Houston Texans 20

12,618 NRG Stadium Houston, Texas Oct 25, 2020



20

Green Bay Packers	7	14	7	7	—	35
Houston Texans	0	0	7	13	—	20

Houston Texans Starters

OFFENSE	DEFENSE
QB 4 D. Watson	DE 99 J. Watt
RB 31 D. Johnson	DT 92 B. Dunn
TE 85 P. Brown	DT 96 P. Hall
WR 15 W. Fuller V	LB 59 W. Mercilus
WR 13 B. Cooks	LB 41 Z. Cunningham
TE 87 D. Fells	LB 50 T. Adams
LT 78 L. Tunsil	DE 91 C. Watkins
LG 64 S. Kelemete	CB 21 B. Roby
C 66 N. Martin	CB 26 V. Hargreaves III
RG 73 Z. Fulton	S 20 J. Reid
RT 71 T. Howard	S 23 E. Murray

Green Bay Packers Starters

OFFENSE	DEFENSE
WR 17 D. Adams	DE 94 D. Lowry
LT 77 B. Turner	NT 97 K. Clark
LG 74 E. Jenkins	OLB 91 P. Smith
C 63 C. Linsley	ILB 51 K. Barnes
RG 62 L. Patrick	ILB 54 K. Martin
RT 71 R. Wagner	OLB 55 Z. Smith
TE 89 M. Lewis	CB 23 J. Alexander
TE 85 R. Tonyan	CB 37 J. Jackson
WR 83 M. Valdes-Scantling	CB 39 C. Sullivan
QB 12 A. Rodgers	S 31 A. Amos
RB 30 J. Williams	S 25 W. Redmond

SCORING DRIVES

TEAM	QTR	TIME	SCORING PLAY	GB	HOU
Packers	1	09:21	D.Adams 3 yd. pass from A.Rodgers (M.Crosby kick) (10-75, 5:39)	7	0
Packers	2	13:33	J.Sternberger 3 yd. pass from A.Rodgers (M.Crosby kick) (9-88, 4:37)	14	0
Packers	2	00:14	M.Taylor 1 yd. pass from A.Rodgers (M.Crosby kick) (9-69, 2:24)	21	0
Texans	3	08:55	Da.Johnson 3 yd. pass from D.Watson (K.Fairbairn kick) (11-75, 6:05)	21	7
Packers	3	04:44	D.Adams 45 yd. pass from A.Rodgers (M.Crosby kick) (8-75, 4:11)	28	7
Texans	4	14:12	K.Fairbairn 38 yd. Field Goal (7-47, 3:36)	28	10
Texans	4	09:56	K.Fairbairn 29 yd. Field Goal (7-11, 2:12)	28	13
Packers	4	03:40	J.Williams 1 yd. run (M.Crosby kick) (7-46, 3:18)	35	13
Texans	4	01:33	W.Fuller 6 yd. pass from D.Watson (K.Fairbairn kick) (9-75, 2:07)	35	20

GREEN BAY PACKERS

PASSING	ATT	CP	YDS	SK/YD	TD	LG	INT	RTG
Aaron Rodgers	34	23	283	0/0	4	45t	0	132.4
TOTAL	34	23	283	0/0	4	45t	0	132.4

RUSHING	ATT	YDS	AVG	LG	TD
Jamaal Williams	19	77	4.1	13	1
AJ Dillon	5	11	2.2	5	0
Marquez Valdes-Scantling	1	9	9.0	9	0
Tim Boyle	2	-1	-0.5	0	0
TOTAL	27	96	3.6	13	1

RECEIVING	NO	YDS	AVG	LG	TD
Davante Adams	13	196	15.1	45t	2
Jamaal Williams	4	37	9.3	17	0
Robert Tonyan	2	32	16.0	31	0
Malik Taylor	2	6	3.0	5	1
Marcedes Lewis	1	9	9.0	9	0
Jace Sternberger	1	3	3.0	3t	1
TOTAL	23	283	12.3	45t	4

TOP DEFENSE	TOT	SOLO	AST	SCK	YDS	INT
Krys Barnes	8	4	4	1.0	5.0	0
Raven Greene	7	5	2	0.0	0.0	0
Kamal Martin	6	6	0	0.0	0.0	0

FIELD GOALS	FGM/FGA	PERCENT	RESULTS
No Field Goals			

HOUSTON TEXANS

PASSING	ATT	CP	YDS	SK/YD	TD	LG	INT	RTG
Deshawn Watson	39	29	309	3/23	2	30	0	114.2
TOTAL	39	29	309	3/23	2	30	0	114.2

RUSHING	ATT	YDS	AVG	LG	TD
David Johnson	14	42	3.0	13	0
Deshawn Watson	7	38	5.4	14	0
Duke Johnson	1	-1	-1.0	-1	0
TOTAL	22	79	3.6	14	0

RECEIVING	NO	YDS	AVG	LG	TD
Randall Cobb	8	95	11.9	28	0
Brandin Cooks	7	60	8.6	12	0
Duke Johnson	5	43	8.6	30	0
David Johnson	4	42	10.5	16	1
Will Fuller V	3	35	11.7	24	1
Kenny Stills	2	34	17.0	18	0
TOTAL	29	309	10.7	30	2

TOP DEFENSE	TOT	SOLO	AST	SCK	YDS	INT
Zach Cunningham	11	4	7	0.0	0.0	0
Tyrell Adams	10	5	5	0.0	0.0	0
Eric Murray	6	4	2	0.0	0.0	0

FIELD GOALS	FGM/FGA	PERCENT	RESULTS
Ka'imi Fairbairn	2-3	66.7	41WL, 38G, 29G
TOTAL	2-3	66.0	

Team Statistics

First Downs	22
3rd-Down Eff. (Made/Att/Pct)	7/12/58%
4th-Down Eff. (Made/Att/Pct)	0/0/0%
Total Net Yards	379
Total Plays	61
Yards Per Play	6.2
Rushes/Net Yards	27/96
Net Passing	283
Pass Attempts/Completions	34/23
Had Intercepted	0
Sacked/Yards Lost	0/0
Punts/Average	5/41.4
Penalties/Yards	5/40
Fumbles/Lost	0/0
Possession Time	28:54

Packers

Texans

First Downs	20
3rd-Down Eff. (Made/Att/Pct)	6/14/43%
4th-Down Eff. (Made/Att/Pct)	0/1/0%
Total Net Yards	365
Total Plays	64
Yards Per Play	5.7
Rushes/Net Yards	22/79
Net Passing	286
Pass Attempts/Completions	39/29
Had Intercepted	0
Sacked/Yards Lost	0/3
Punts/Average	4/51.3
Penalties/Yards	6/55
Fumbles/Lost	0/2
Possession Time	31:06

National Football League Game Summary

NFL Copyright © 2024 by The National Football League. All rights reserved. This summary and play-by-play is for the express purpose of assisting media in their coverage of the game; any other use of this material is prohibited without the written permission of the National Football League.

Date: Sunday, 10/13/2024

Arizona Cardinals at Green Bay Packers

Start Time: 12:02 PM EDT

at Lambeau Field, Green Bay, WI

Game Day Weather

Game Weather: Rain
Open Stadium on SISGrass

Temp: 50° F (10.0° C) Humidity: 86%, Wind: E 4 mph
Wind Chill: 49

Officials

Referee: Kemp, Alex (55)
Line Judge: Baynes, Allen (56)
Back Judge: Helverson, Scott (93)

Umpire: Morton, Mike (89)
Field Judge: Petty, Sean (28)
Replay Official: Frye, Gerald (0)

Down Judge: Richeson, Robert (100)
Side Judge: van Pham, Lo (99)

Lineups

Arizona Cardinals

Offense

WR 18 M.Harrison
LT 70 P.Johnson
LG 62 E.Brown
C 72 H.Froholdt
RG 63 T.Colon
RT 68 K.Beachum
TE 85 T.McBride
TE 84 E.Higgins
TE 87 T.Reiman
QB 1 K.Murray
RB 6 J.Conner

Defense

DL 92 B.Nichols
NT 98 R.Lopez
DL 91 L.Collier
OLB 45 D.Gardeck
ILB 7 K.White
ILB 2 Ma.Wilson
OLB 25 Z.Collins
CB 24 S.Thomas
CB 23 S.Murphy-Bunting
S 34 J.Thompson
S 3 B.Baker

Green Bay Packers

Offense

WR 9 C.Watson
TE 85 T.Kraft
LT 63 R.Walker
LG 74 E.Jenkins
C 71 J.Myers
RG 75 S.Rhyan
RT 50 Z.Tom
TE 89 B.Sims
WR 11 J.Reed
QB 10 J.Love
RB 8 J.Jacobs

Defense

DE 91 P.Smith
DT 97 K.Clark
DT 93 T.Slaton
DE 52 R.Gary
LB 58 I.McDuffie
LB 7 Q.Walker
LB 45 Er.Wilson
CB 23 J.Alexander
CB 25 K.Nixon
S 29 X.McKinney
S 20 J.Bullard

Substitutions

WR 0 Z.Pascal, WR 4 G.Dortch, P 12 B.Gillikin, CB 13 K.Clark, WR 14 Mi.Wilson, CB 16 M.Melton, RB 20 D.Dallas, CB 21 G.Williams, RB 31 E.Demercado, S 32 J.Blount, RB 33 T.Benson, K 38 C.Ryland, S 42 D.Taylor-Demerson, OLB 43 J.Luketa, ILB 44 O.Pappoe, LS 46 A.Brewer, ILB 51 K.Barnes, DL 55 D.Stills, OLB 58 J.Okwara, OL 59 J.Gaines, OL 67 C.Heck, OL 74 J.Adams, WR 89 X.Weaver, DL 95 K.Tonga, DL 96 N.Jones

Substitutions

WR 13 D.Wicks, WR 18 M.Heath, P 19 D.Wheat, CB 21 E.Stokes, CB 24 C.Valentine, CB 26 C.Ballentine, RB 30 C.Brooks, RB 31 Em.Wilson, S 33 E.Williams, S 39 Z.Anderson, LS 42 M.Orzech, K 44 B.Narveson, FB 47 A.Beck, DL 53 A.Mosby, DL 55 K.Enagbare, LB 56 E.Cooper, LB 59 T.Hopper, C/G 62 J.Monk, T 76 K.Telfort, T/G 77 J.Morgan, WR 80 B.Melton, WR 87 R.Doubs, DL 90 L.Van Ness, DL 94 K.Brooks, DL 96 C.Wooden

Did Not Play

QB 15 C.Tune

Did Not Play

QB 2 M.Willis

Not Active

K 5 M.Prater, CB 30 D.Hall, OLB 52 V.Dimukeje, OLB 54 X.Thomas, TE 81 T.Vokolek

Not Active

S 27 K.Oladapo, DL 57 B.Cox, T 73 A.Dillard, T 79 T.Glover, TE 86 J.FitzPatrick, DL 95 D.Wyatt

Field Goals (made) & missed)

C.Ryland (38) (40) B.Narveson (36) 44WR (41)

		1	2	3	4	OT	Total
VISITOR:	Arizona Cardinals	0	10	3	0	0	13
HOME:	Green Bay Packers	7	17	7	3	0	34

Scoring Plays

Team	Qtr	Time	Play Description (Extra Point) (Drive Info)	Visitor	Home
Packers	1	8:55	J.Reed 5 yd. pass from J.Love (B.Narveson kick) (5-44, 2:31)	0	7
Packers	2	14:55	R.Doubs 10 yd. pass from J.Love (B.Narveson kick) (11-80, 6:42)	0	14
Packers	2	6:32	B.Narveson 36 yd. Field Goal (12-72, 6:48)	0	17
Packers	2	4:32	C.Watson 44 yd. pass from J.Love (B.Narveson kick) (1-44, 0:07)	0	24
Cardinals	2	1:56	Mi.Wilson 18 yd. pass from K.Murray (C.Ryland kick) (6-70, 2:36)	7	24
Cardinals	2	0:04	C.Ryland 38 yd. Field Goal (9-25, 1:00)	10	24
Cardinals	3	9:03	C.Ryland 40 yd. Field Goal (9-25, 5:57)	13	24
Packers	3	3:48	R.Doubs 20 yd. pass from J.Love (B.Narveson kick) (9-70, 5:15)	13	31
Packers	4	9:28	B.Narveson 41 yd. Field Goal (12-56, 5:44)	13	34

National Football League Game Summary

NFL Copyright © 2024 by The National Football League. All rights reserved. This summary and play-by-play is for the express purpose of assisting media in their coverage of the game; any other use of this material is prohibited without the written permission of the National Football League.

Paid Attendance: 77,773

Time: 3:03

Arizona Cardinals vs Green Bay Packers
10/13/2024 at Lambeau Field

Final Individual Statistics

Arizona Cardinals							Green Bay Packers										
RUSHING	ATT	YDS	AVG	LG	TD		RUSHING	ATT	YDS	AVG	LG	TD					
T.Benson	5	26	5.2	20	0		J.Jacobs	18	62	3.4	14	0					
E.Demercado	4	25	6.3	8	0		Em.Wilson	7	54	7.7	16	0					
J.Conner	7	24	3.4	9	0		B.Melton	2	27	13.5	16	0					
K.Murray	7	14	2.0	5	0		C.Brooks	4	21	5.3	11	0					
							J.Love	5	13	2.6	6	0					
							T.Kraft	1	2	2.0	2	0					
							J.Reed	1	0	0.0	0	0					
Total	23	89	3.9	20	0		Total	38	179	4.7	16	0					
PASSING	ATT	CMP	YDS	SK/YD	TD	LG	IN	RT	PASSING	ATT	CMP	YDS	SK/YD	TD	LG	IN	RT
K.Murray	32	22	214	0/0	1	27	0	97.7	J.Love	32	22	258	0/0	4	44	1	119.5
Total	32	22	214	0/0	1	27	0	97.7	Total	32	22	258	0/0	4	44	1	119.5
PASS RECEIVING	TAR	REC	YDS	AVG	LG	TD			PASS RECEIVING	TAR	REC	YDS	AVG	LG	TD		
T.McBride	8	8	96	12.0	27	0			J.Reed	6	6	28	4.7	7	1		
E.Demercado	7	5	39	7.8	13	0			C.Watson	4	3	68	22.7	44	1		
J.Conner	5	4	22	5.5	9	0			R.Doubs	4	3	49	16.3	20	2		
G.Dortch	5	3	36	12.0	16	0			J.Jacobs	3	3	28	9.3	14	0		
Mi.Wilson	4	2	21	10.5	18	1			B.Sims	2	2	38	19.0	28	0		
M.Harrison	2	0	0	0.0	0	0			T.Kraft	4	2	13	6.5	8	0		
X.Weaver	1	0	0	0.0	0	0			Em.Wilson	2	1	19	19.0	19	0		
									D.Wicks	3	1	9	9.0	9	0		
									B.Melton	2	1	6	6.0	6	0		
									A.Beck	1	0	0	0.0	0	0		
Total	32	22	214	9.7	27	1			Total	31	22	258	11.7	44	4		
INTERCEPTIONS		NO	YDS	AVG	LG	TD			INTERCEPTIONS		NO	YDS	AVG	LG	TD		
S.Murphy-Bunting		1	0	0.0	0	0					0	0	0	0	0		
Total		1	0	0.0	0	0			Total		0	0	0	0	0		
PUNTING	NO	YDS	AVG	NET	TB	IN20	LG		PUNTING	NO	YDS	AVG	NET	TB	IN20	LG	
B.Gillikin	4	211	52.8	36.0	1	1	58		D.Whelan	1	46	46.0	46.0	0	1	46	
Total	4	211	52.8	36.0	1	1	58		Total	1	46	46.0	46.0	0	1	46	
PUNT RETURNS		NO	YDS	AVG	FC	LG	TD		PUNT RETURNS		NO	YDS	AVG	FC	LG	TD	
[OUT OF BOUNDS]		1	0	0.0	0	0	0		K.Nixon		2	39	19.5	0	39	0	
									J.Reed		1	8	8.0	0	8	0	
									[TOUCHBACK]		1	0	0.0	0	0	0	
Total		0	0	0.0	0	0	0		Total		3	47	15.7	0	39	0	
KICKOFF RETURNS		NO	YDS	AVG	FC	LG	TD		KICKOFF RETURNS		NO	YDS	AVG	FC	LG	TD	
D.Dallas		3	79	26.3	0	29	0		K.Nixon		2	60	30.0	0	37	0	
E.Demercado		2	48	24.0	0	26	0		[TOUCHBACK]		2	0	0.0	0	0	0	
G.Dortch		1	29	29.0	0	29	0										
[TOUCHBACK]		1	0	0.0	0	0	0										
Total		6	156	26.0	0	29	0		Total		2	60	30.0	0	37	0	

Arizona Cardinals

FUMBLES

	FUM	LOST	OWN-REC	YDS	TD	FORCED	OPP-REC	YDS	TD	OUT-BDS
J.Conner	1	1	0	0	0	0	0	0	0	0
G.Dortch	1	1	0	0	0	0	0	0	0	0
K.Murray	1	1	0	-3	0	0	0	0	0	0
Total	3	3	0	-3	0	0	0	0	0	0

Green Bay Packers

FUMBLES

	FUM	LOST	OWN-REC	YDS	TD	FORCED	OPP-REC	YDS	TD	OUT-BDS
K.Brooks	0	0	0	0	0	1	1	0	0	0
E.Williams	0	0	0	0	0	1	0	0	0	0

Arizona Cardinals vs Green Bay Packers
10/13/2024 at Lambeau Field

Final Individual Statistics

J.Alexander	0	0	0	0	0	0	1	0	0	0
K.Clark	0	0	0	0	0	0	1	0	0	0
Total	0	0	0	0	0	2	3	0	0	0

Arizona Cardinals vs Green Bay Packers
10/13/2024 at Lambeau Field

Final Team Statistics

	Visitor Cardinals	Home Packers
TOTAL FIRST DOWNS	16	27
By Rushing	5	9
By Passing	8	15
By Penalty	3	3
THIRD DOWN EFFICIENCY	4-10-40,0%	7-12-58,3%
FOURTH DOWN EFFICIENCY	0-0-0,0%	1-1-100,0%
TOTAL NET YARDS	303	437
Total Offensive Plays (inc. times thrown passing)	55	70
Average gain per offensive play	5.5	6.2
NET YARDS RUSHING	89	179
Total Rushing Plays	23	38
Average gain per rushing play	3.9	4.7
Tackles for a loss-number and yards	2-3	3-3
NET YARDS PASSING	214	258
Times thrown - yards lost attempting to pass	0-0	0-0
Gross yards passing	214	258
PASS ATTEMPTS-COMPLETIONS-HAD INTERCEPTED	32-22-0	32-22-1
Avg gain per pass play (inc.# thrown passing)	6.7	8.1
KICKOFFS Number-In End Zone-Touchbacks	4-4-2	7-3-1
PUNTS Number and Average	4-52,8	1-46,0
Had Blocked	0	0
FGs - PATs Had Blocked	0-0	0-0
Net Punting Average	36.0	46.0
TOTAL RETURN YARDAGE (Not Including Kickoffs)	0	47
No. and Yards Punt Returns	0-0	3-47
No. and Yards Kickoff Returns	6-156	2-60
No. and Yards Interception Returns	1-0	0-0
PENALTIES Number and Yards	13-100	5-40
FUMBLES Number and Lost	3-3	0-0
TOUCHDOWNS	1	4
Rushing	0	0
Passing	1	4
EXTRA POINTS Made-Attempts	1-1	4-4
Kicking Made-Attempts	1-1	4-4
FIELD GOALS Made-Attempts	2-2	2-3
RED ZONE EFFICIENCY	1-3-33%	2-4-50%
GOAL TO GO EFFICIENCY	1-1-100%	1-1-100%
SAFETIES	0	0
FINAL SCORE	13	34
TIME OF POSSESSION	23:25	36:35

Arizona Cardinals vs Green Bay Packers
10/13/2024 at Lambeau Field

Ball Possession And Drive Chart

Arizona Cardinals

#	Time Recd	Time Lost	Time Poss	How Ball Obtained	Drive Began	# Play	Yds Gain	Yds Pen	Net Yds	1st Down	Last Scrm	How Given Up
1	12:58	11:26	1:32	Punt	ARZ 8	3	1	0	1	0	ARZ 9	Punt
2	8:55	6:37	2:18	Kickoff	ARZ 35	5	21	0	21	1	GB 44	Punt
3	14:55	13:20	1:35	Kickoff	ARZ 30	3	5	0	5	0	ARZ 35	Punt
4	6:32	4:39	1:53	Kickoff	ARZ 22	3	7	0	7	0	ARZ 29	Punt
5	4:32	1:56	2:36	Kickoff	ARZ 30	6	60	10	70	4	* GB 18	Touchdown
6	1:04	0:04	1:00	Interception	GB 45	9	40	-15	25	2	* GB 20	Field Goal
7	15:00	9:03	5:57	Kickoff	ARZ 26	9	63	-10	53	3	GB 21	Field Goal
8	3:48	2:57	0:51	Kickoff	ARZ 26	2	4	0	4	0	ARZ 30	Fumble
9	2:04	0:12	1:52	Missed FG	ARZ 34	6	43	0	43	2	GB 39	Fumble
10	9:28	5:37	3:51	Kickoff	ARZ 28	11	56	-5	51	4	* GB 18	Fumble

(294) Average ARZ 29

Green Bay Packers

#	Time Recd	Time Lost	Time Poss	How Ball Obtained	Drive Began	# Play	Yds Gain	Yds Pen	Net Yds	1st Down	Last Scrm	How Given Up
1	15:00	12:58	2:02	Kickoff	GB 30	5	11	5	16	1	GB 46	Punt
2	11:26	8:55	2:31	Punt	ARZ 44	5	39	5	44	3	* ARZ 5	Touchdown
3	6:37	14:55	6:42	Punt	GB 20	11	85	-5	80	5	* ARZ 10	Touchdown
4	13:20	6:32	6:48	Punt	GB 10	12	72	0	72	3	* ARZ 18	Field Goal
5	4:39	4:32	0:07	Punt	ARZ 44	1	44	0	44	1	ARZ 44	Touchdown
6	1:56	1:04	0:52	Kickoff	GB 22	4	15	0	15	1	GB 37	Interception
7	0:04	0:00	0:04	Kickoff		0	0	0	0	0		End of Half
8	9:03	3:48	5:15	Kickoff	GB 30	9	60	10	70	5	ARZ 20	Touchdown
9	2:57	2:04	0:53	Fumble	ARZ 30	4	4	0	4	0	ARZ 26	Missed FG
10	0:12	9:28	5:44	Fumble	GB 22	12	46	10	56	4	ARZ 22	Field Goal
11	5:37	0:00	5:37	Fumble	GB 21	10	61	0	61	4	* ARZ 17	End of Game

(337) Average GB 34

*** inside opponent's 20**

Time of Possession by Quarter

Visitor	1st	2nd	3rd	4th	OT	Total
Arizona Cardinals	3:50	7:04	8:40	3:51		23:25
Home Green Bay Packers	11:10	7:56	6:20	11:09		36:35

Kickoff Drive No.-Start Average

Cardinals: 7 - ARZ 28 Packers: 3 - GB 27

Arizona Cardinals vs Green Bay Packers
10/13/2024 at Lambeau Field

Final Defensive Statistics

Arizona Cardinals	Regular Defensive Plays										Special Teams					Misc				
	TKL	AST	COMB	SK	/ YDS	TFL	Q	IN	PD	FF	FR	TKL	AST	FF	FR	BL	TKL	AST	FF	FR
K.Barnes	8	1	9	0	0	1	0	0	0	0	0	0	0	0	0	0	0	0	0	0
B.Baker	4	4	8	0	0	0	0	0	0	0	0	0	0	0	0	0	0	0	0	0
Ma.Wilson	3	4	7	0	0	0	0	0	1	0	0	0	0	0	0	0	0	0	0	0
N.Jones	2	5	7	0	0	0	0	0	0	0	0	0	0	0	0	0	0	0	0	0
J.Thompson	5	1	6	0	0	0	1	0	0	0	0	0	0	0	0	0	0	0	0	0
Z.Collins	3	3	6	0	0	0	0	0	0	0	0	0	0	0	0	0	0	0	0	0
K.Tonga	1	4	5	0	0	0	0	0	0	0	0	0	0	0	0	0	0	0	0	0
R.Lopez	3	1	4	0	0	1	0	0	0	0	0	0	0	0	0	0	0	0	0	0
D.Stills	2	2	4	0	0	0	0	0	0	0	0	0	0	0	0	0	0	0	0	0
M.Melton	3	0	3	0	0	0	0	0	0	0	0	1	0	0	0	0	0	0	0	0
D.Gardeck	2	1	3	0	0	1	0	0	0	0	0	1	0	0	0	0	0	0	0	0
S.Murphy-Bunting	1	2	3	0	0	0	0	1	1	0	0	0	0	0	0	0	0	0	0	0
L.Collier	1	2	3	0	0	0	0	0	0	0	0	0	0	0	0	0	0	0	0	0
K.White	0	3	3	0	0	0	0	0	0	0	0	0	0	0	0	0	0	0	0	0
G.Williams	1	1	2	0	0	0	0	0	1	0	0	0	0	0	0	0	0	0	0	0
S.Thomas	1	0	1	0	0	0	0	0	1	0	0	0	0	0	0	0	0	0	0	0
J.Luketa	1	0	1	0	0	0	0	0	0	0	0	1	1	0	0	0	0	0	0	0
B.Nichols	1	0	1	0	0	0	0	0	0	0	0	0	0	0	0	0	0	0	0	0
O.Pappoe	1	0	1	0	0	0	0	0	0	0	0	0	0	0	0	0	0	0	0	0
J.Okwara	0	1	1	0	0	0	1	0	1	0	0	0	0	0	0	0	0	0	0	0
B.Gillikin	0	0	0	0	0	0	0	0	0	0	0	1	0	0	0	0	0	0	0	0
J.Blount	0	0	0	0	0	0	0	0	0	0	0	0	1	0	0	0	0	0	0	0
D.Dallas	0	0	0	0	0	0	0	0	0	0	0	0	1	0	0	0	0	0	0	0
Total	43	35	78	0	0	3	2	1	5	0	0	4	3	0	0	0	0	0	0	0

TKL = Tackle AST = Assist COMB = Combined QH=QB Hit IN = Interception PD = Pass Defense FF = Forced Fumble FR = Fumble Recovery

Green Bay Packers	Regular Defensive Plays										Special Teams					Misc				
	TKL	AST	COMB	SK	/ YDS	TFL	QH	IN	PD	FF	FR	TKL	AST	FF	FR	BL	TKL	AST	FF	FR
Q.Walker	10	1	11	0	0	1	0	0	0	0	0	0	0	0	0	0	0	0	0	0
J.Bullard	6	1	7	0	0	0	0	0	0	0	0	1	0	0	0	0	0	0	0	0
E.Cooper	5	2	7	0	0	0	0	0	0	0	0	1	0	0	0	0	0	0	0	0
E.Williams	4	0	4	0	0	1	0	0	0	1	0	0	0	0	0	0	0	0	0	0
X.McKinney	4	0	4	0	0	0	0	0	0	0	0	0	0	0	0	0	0	0	0	0
Er.Wilson	2	1	3	0	0	0	0	0	0	0	0	0	0	0	0	0	0	0	0	0
I.McDuffie	2	1	3	0	0	0	0	0	0	0	0	0	0	0	0	0	0	0	0	0
R.Gary	1	2	3	0	0	0	1	0	0	0	0	0	0	0	0	0	0	0	0	0
K.Nixon	1	2	3	0	0	0	0	0	1	0	0	0	0	0	0	0	0	0	0	0
J.Alexander	1	0	1	0	0	0	0	0	1	0	1	0	0	0	0	0	0	0	0	0
K.Brooks	1	0	1	0	0	0	0	0	0	1	1	0	0	0	0	0	0	0	0	0
P.Smith	1	0	1	0	0	0	0	0	0	0	0	0	0	0	0	0	0	0	0	0
K.Enagbare	1	0	1	0	0	0	0	0	0	0	0	0	0	0	0	0	0	0	0	0
K.Clark	0	1	1	0	0	0	0	0	0	0	1	0	0	0	0	0	0	0	0	0
T.Slaton	0	1	1	0	0	0	0	0	0	0	0	0	0	0	0	0	0	0	0	0
T.Hopper	0	0	0	0	0	0	0	0	0	0	0	2	1	0	0	0	0	0	0	0
Z.Anderson	0	0	0	0	0	0	0	0	0	0	0	1	0	0	0	0	0	0	0	0
B.Melton	0	0	0	0	0	0	0	0	0	0	0	0	1	0	0	0	0	0	0	0
R.Doubs	0	0	0	0	0	0	0	0	0	0	0	0	0	0	0	0	1	0	0	0
Total	39	12	51	0	0	2	1	0	2	2	3	5	2	0	0	0	1	0	0	0

Arizona Cardinals vs Green Bay Packers
10/13/2024 at Lambeau Field

First Half Summary

PERIOD SCORES

Cardinals	0	10	=	10
Packers	7	17	=	24

TIME OF POSSESSION

Cardinals	10:54
Packers	19:06

Scoring Plays

Team	Qtr	Time	Play Description (Extra Point) (Drive Info)	Visitor	Home
Packers	1	8:55	J.Reed 5 yd. pass from J.Love (B.Narveson kick) (5-44, 2:31)	0	7
Packers	2	14:55	R.Doubs 10 yd. pass from J.Love (B.Narveson kick) (11-80, 6:42)	0	14
Packers	2	6:32	B.Narveson 36 yd. Field Goal (12-72, 6:48)	0	17
Packers	2	4:32	C.Watson 44 yd. pass from J.Love (B.Narveson kick) (1-44, 0:07)	0	24
Cardinals	2	1:56	Mi.Wilson 18 yd. pass from K.Murray (C.Ryland kick) (6-70, 2:36)	7	24
Cardinals	2	0:04	C.Ryland 38 yd. Field Goal (9-25, 1:00)	10	24

TOTAL FIRST DOWNS

Arizona Cardinals	7	Green Bay Packers	14
-------------------	---	-------------------	----

First Downs Rushing-Passing-by Penalty

1 - 4 - 2	2 - 12 - 0
-----------	------------

THIRD DOWN EFFICIENCY

1-6-16.7%	3-6-50.0%
-----------	-----------

TOTAL NET YARDS

134	266
-----	-----

Total Offensive Plays

28	37
----	----

NET YARDS RUSHING

31	72
----	----

NET YARDS PASSING

103	194
-----	-----

Gross Yards Passing

103	194
-----	-----

Times thrown-yards lost attempting to pass

0-0	0-0
-----	-----

Pass Attempts-Completions-Had Intercepted

17 - 9 - 0	22 - 16 - 1
------------	-------------

Punts-Number and Average

4 - 52.8	1 - 46.0
----------	----------

Penalties-Number and Yards

7 - 55	3 - 30
--------	--------

Fumbles-Number and Lost

0 - 0	0 - 0
-------	-------

Red Zone Efficiency

1-2-50%	2-3-67%
---------	---------

Average Drive Start

ARZ 30	GB 32
--------	-------

Arizona Cardinals

Green Bay Packers

RUSHING						RUSHING					
	ATT	YDS	AVG	LG	TD		ATT	YDS	AVG	LG	TD
J.Conner	7	24	3.4	9	0	J.Jacobs	11	46	4.2	14	0
K.Murray	3	6	2.0	4	0	B.Melton	1	16	16.0	16	0
T.Benson	1	1	1.0	1	0	Em.Wilson	1	7	7.0	7	0
						J.Love	1	3	3.0	3	0
						J.Reed	1	0	0.0	0	0
Total	11	31	2.8	9	0	Total	15	72	4.8	16	0

PASSING									PASSING								
	ATT	CMP	YDS	SK/YD	TD	LG	IN	RT		ATT	CMP	YDS	SK/YD	TD	LG	IN	RT
K.Murray	17	9	103	0/0	1	27	0	91.1	J.Love	22	16	194	0/0	3	44	1	120.1
Total	17	9	103	0/0	1	27	0	91.1	Total	22	16	194	0/0	3	44	1	120.1

PASS RECEIVING								PASS RECEIVING												
	TAR	REC	YDS	AVG	LG	TD		TAR	REC	YDS	AVG	LG	TD		TAR	REC	YDS	AVG	LG	TD
T.McBride	3	3	48	16.0	27	0	J.Reed	5	5	24	4.8	7	1							
Mi.Wilson	4	2	21	10.5	18	1	C.Watson	3	2	58	29.0	44	1							
J.Conner	3	2	18	9.0	9	0	R.Doubs	2	2	29	14.5	19	1							
E.Demercado	3	2	16	8.0	9	0	J.Jacobs	2	2	14	7.0	9	0							
G.Dortch	2	0	0	0.0	0	0	T.Kraft	3	2	13	6.5	8	0							
M.Harrison	2	0	0	0.0	0	0	B.Sims	1	1	28	28.0	28	0							
							Em.Wilson	2	1	19	19.0	19	0							
							D.Wicks	3	1	9	9.0	9	0							
							B.Melton	1	0	0	0.0	0	0							
Total	17	9	103	11.4	27	1	Total	22	16	194	12.1	44	3							

Arizona Cardinals

Regular Defensive Plays

Special Teams

Misc

Arizona Cardinals vs Green Bay Packers at Lambeau Field

First Quarter

10/13/2024

Play By Play

ARZ wins the coin toss and elects to defer. GB elects to Receive, and ARZ elects to defend the north goal.

C.Ryland kicks 65 yards from ARZ 35 to end zone, Touchback to the GB 30.

Green Bay Packers at 15:00

- 1-10-GB 30 (15:00) *PENALTY on ARZ-L.Collier, Neutral Zone Infraction, 5 yards, enforced at GB 30 - No Play.*
- 1-5-GB 35 (15:00) J.Jacobs left guard to GB 37 for 2 yards (Z.Collins).
- 2-3-GB 37 (14:25) (Shotgun) J.Love pass short left to J.Reed pushed ob at GB 41 for 4 yards (S.Thomas) P1
- 1-10-GB 41 (13:56) J.I.love pass incomplete short left to T.Kraft (J.Okwara).
- 2-10-GB 41 (13:52) (Shotgun) J.Jacobs up the middle to GB 46 for 5 yards (R.Lopez; K.White).
- 3-5-GB 46 (13:10) (No Huddle, Shotgun) J.Love pass incomplete deep right to D.Wicks [J.Thompson].
- 4-5-GB 46 (13:05) D.Whelan punts 46 yards to ARZ 8, Center-M.Orzech, out of bounds.

Timeout at 12:58.

Arizona Cardinals at 12:58

- 1-10-ARZ 8 (12:58) J.Conner left end to ARZ 10 for 2 yards (K.Nixon; Er.Wilson).
- 2-8-ARZ 10 (12:17) J.Conner right end pushed ob at ARZ 9 for -1 yards (Q.Walker).
- 3-9-ARZ 9 (11:43) (Shotgun) K.Murray pass incomplete short right to M.Harrison.
- 4-9-ARZ 9 (11:40) B.Gillikin punts 58 yards to GB 33, Center-A.Brewer. J.Reed to GB 41 for 8 yards (D.Gardeck, J.Blount).
PENALTY on ARZ-J.Blount, Face Mask, 15 yards, enforced at GB 41.

Timeout at 11:26.

Green Bay Packers at 11:26

- 1-10-ARZ 44 (11:26) (Shotgun) J.Jacobs right end to ARZ 30 for 14 yards (Ma.Wilson; N.Jones) R2
- 1-10-ARZ 30 (10:43) *PENALTY on ARZ-Z.Collins, Neutral Zone Infraction, 5 yards, enforced at ARZ 30 - No Play.*
- 1-5-ARZ 25 (10:30) B.Melton left end to ARZ 9 for 16 yards (B.Baker, N.Jones) R3
- 1-9-ARZ 9 (9:49) J.Jacobs right tackle to ARZ 5 for 4 yards (N.Jones; S.Murphy-Bunting).
- 2-5-ARZ 5 (9:04) (Shotgun) J.Love pass incomplete short left to D.Wicks.
- 3-5-ARZ 5 (9:00) (Shotgun) **J.Love pass short right to J.Reed for 5 yards, TOUCHDOWN.** P4
B.Narveson extra point is GOOD. Center-M.Orzech, Holder-D.Whelan.

Timeout at 08:55.

ARZ 0 GB 7, 5 plays, 44 yards, 1 penalty, 2:31 drive, 6:05 elapsed

B.Narveson kicks 58 yards from GB 35 to ARZ 7. D.Dallas to ARZ 35 for 28 yards (Z.Anderson).

Arizona Cardinals at 8:55, (1st play from scrimmage 8:49)

- 1-10-ARZ 35 (8:49) K.Murray pass short left to J.Conner to ARZ 44 for 9 yards (Er.Wilson).
- 2-1-ARZ 44 (8:15) J.Conner left end to GB 47 for 9 yards (R.Gary) R1
- 1-10-GB 47 (7:36) J.Conner right tackle to GB 44 for 3 yards (R.Gary; L.McDuffie).
- 2-7-GB 44 (6:56) (Shotgun) K.Murray pass incomplete short right to J.Conner.
- 3-7-GB 44 (6:53) (Shotgun) K.Murray pass incomplete short right to Mi.Wilson (K.Nixon).
- 4-7-GB 44 (6:48) B.Gillikin punts 44 yards to end zone, Center-A.Brewer, Touchback.

Timeout at 06:37.

Green Bay Packers at 6:37

- 1-10-GB 20 (6:37) J.Love pass deep right to R.Doubs to GB 39 for 19 yards (M.Melton) P5
- 1-10-GB 39 (5:54) (Shotgun) J.Reed right end to GB 39 for no gain (B.Baker; Ma.Wilson).
- 2-10-GB 39 (5:15) (Shotgun) J.Love pass short right to Em.Wilson to ARZ 42 for 19 yards (J.Thompson, S.Murphy-Bunting) P6
- 1-10-ARZ 42 (4:32) J.Love pass incomplete short left to Em.Wilson [J.Okwara].
- 2-10-ARZ 42 (4:26) Em.Wilson left tackle to ARZ 35 for 7 yards (B.Nichols, B.Baker).
- 3-3-ARZ 35 (3:47) (Shotgun) J.Love pass short right to D.Wicks to ARZ 26 for 9 yards (K.White; B.Baker) P7
- 1-10-ARZ 26 (3:06) J.Jacobs right tackle to ARZ 24 for 2 yards (N.Jones, D.Stills).
- 2-8-ARZ 24 (2:23) (Shotgun) J.Love pass short left to J.Jacobs to ARZ 15 for 9 yards (M.Melton) P8
- 1-10-ARZ 15 (1:43) J.Love scrambles left end to ARZ 12 for 3 yards (J.Thompson).
- 2-7-ARZ 12 (1:00) J.Jacobs left tackle to ARZ 3 for 9 yards (Ma.Wilson). ARZ-Ma.Wilson was injured during the play.
PENALTY on GB-E.Jenkins, Illegal Use of Hands, 10 yards, enforced at ARZ 12 - No Play.

Timeout at 00:55.

Arizona Cardinals vs Green Bay Packers at Lambeau Field

2-17-ARZ 22 (-41) (Shotgun) J.Love pass short left to J.Reed to ARZ 15 for 7 yards (D.Gardeck, K.White).

3-10-ARZ 15 (-02) (Shotgun) PENALTY on ARZ-Z.Collins, Neutral Zone Infraction, 5 yards, enforced at ARZ 15 - No Play.

END OF QUARTER

	Score	Time	First Downs				Efficiencies	
		Poss	R	P	X	T	3 Down	4 Down
Arizona Cardinals	0	3:50	1	0	0	1	0/2	0/0
Green Bay Packers	7	11:10	2	6	0	8	2/3	0/0

Arizona Cardinals vs Green Bay Packers at Lambeau Field

Second Quarter

10/13/2024

Play By Play

Green Bay Packers continued.

3-5-ARZ 10 (15:00) (Shotgun) J.Love pass short right to R.Doubs for 10 yards, TOUCHDOWN. ** Injury Update: ARZ-Ma.Wilson has returned to the game. P9
 B.Narveson extra point is GOOD, Center-M.Orzech, Holder-D.Whelan.

ARZ 0 GB 14, 11 plays, 80 yards, 1 penalty, 6:42 drive, 0:05 elapsed

B.Narveson kicks 65 yards from GB 35 to end zone, Touchback to the ARZ 30.

Arizona Cardinals at 14:55

1-10-ARZ 30 (14:55) K.Murray scrambles right end pushed ob at ARZ 34 for 4 yards (Er.Wilson).
 2-6-ARZ 34 (14:19) (Shotgun) T.Benson right guard to ARZ 35 for 1 yard (E.Cooper).
 3-5-ARZ 35 (13:36) (Shotgun) K.Murray pass incomplete short left to G.Dortch [R.Gary].
 4-5-ARZ 35 (13:28) B.Gillikin punts 55 yards to GB 10, Center-A.Brewer. K.Nixon to GB 10 for no gain (M.Melton).

Timeout at 13:20.

Green Bay Packers at 13:20

1-10-GB 10 (13:20) J.Jacobs left end to GB 15 for 5 yards (L.Collier).
 2-5-GB 15 (12:36) (Shotgun) J.Love pass deep left to B.Sims pushed ob at GB 43 for 28 yards (Ma.Wilson). P10
Penalty on ARZ-M.Melton, Defensive Holding, declined.
1-10-GB 43 (12:11) (Shotgun) J.Jacobs left tackle to GB 47 for 4 yards (R.Lopez, J.Okwara).
 2-6-GB 47 (11:27) (Shotgun) J.Love pass short middle to T.Kraft to ARZ 45 for 8 yards (K.Barnes). P11
1-10-ARZ 45 (10:48) (Shotgun) J.Love pass short left to J.Reed to ARZ 39 for 6 yards (Ma.Wilson).
 2-4-ARZ 39 (10:03) (Shotgun) J.Jacobs up the middle to ARZ 37 for 2 yards (Z.Collins).
 3-2-ARZ 37 (9:24) (Shotgun) J.Jacobs left guard to ARZ 36 for 1 yard (D.Stills, K.Tonga).

Timeout #1 by GB at 08:44.

** Injury Update: ARZ-K.White return is Questionable.

4-1-ARZ 36 (8:44) (Shotgun) J.Love pass short middle to C.Watson to ARZ 22 for 14 yards (S.Murphy-Bunting). P12
1-10-ARZ 22 (8:06) J.Jacobs left tackle to ARZ 20 for 2 yards (Ma.Wilson; L.Collier).

** Injury Update: GB-D.Wicks return is Questionable.

2-8-ARZ 20 (7:24) (Shotgun) J.Love pass short right to J.Reed to ARZ 18 for 2 yards (K.Barnes).
 3-6-ARZ 18 (6:41) (No Huddle, Shotgun) J.Love pass incomplete deep left to C.Watson (G.Williams).
 4-6-ARZ 18 (6:36) B.Narveson 36 yard field goal is GOOD, Center-M.Orzech, Holder-D.Whelan.

Timeout at 06:32.

ARZ 0 GB 17, 12 plays, 72 yards, 6:48 drive, 8:28 elapsed

B.Narveson kicks 67 yards from GB 35 to ARZ -2. E.Demercao MUFFS catch, and recovers at ARZ 0. E.Demercao to ARZ 22 for 22 yards (E.Cooper).

Arizona Cardinals at 6:32, (1st play from scrimmage 6:28)

1-10-ARZ 22 (6:28) (Shotgun) K.Murray pass incomplete short left to M.Harrison (J.Alexander). ARZ-M.Harrison was injured during the play.
 2-10-ARZ 22 (6:25) K.Murray pass short middle to J.Conner to ARZ 31 for 9 yards (Q.Walker).
 3-1-ARZ 31 (5:39) (Shotgun) K.Murray left end to ARZ 29 for -2 yards (E.Williams).
 ** Injury Update: ARZ-B.Nichols is Out of the game.
 4-3-ARZ 29 (5:08) B.Gillikin punts 51 yards to GB 20, Center-A.Brewer. J.Reed to GB 22 for 2 yards (Z.Pascal). FUMBLES (Z.Pascal), RECOVERED by ARZ-O.Papooe at GB 23.
Penalty on GB-Z.Anderson, Offensive Holding, offsetting, enforced at ARZ 29 - No Play.
Penalty on ARZ-D.Dallas, Horse Collar Tackle, offsetting.
 4-3-ARZ 29 (4:54) B.Gillikin punts 54 yards to GB 17, Center-A.Brewer. K.Nixon pushed ob at ARZ 44 for 39 yards (B.Gillikin).

Green Bay Packers at 4:39

1-10-ARZ 44 (4:39) J.Love pass deep middle to C.Watson for 44 yards, TOUCHDOWN. P13
 B.Narveson extra point is GOOD, Center-M.Orzech, Holder-D.Whelan.

Timeout at 04:32.

ARZ 0 GB 24, 1 plays, 44 yards, 0:07 drive, 10:28 elapsed

B.Narveson kicks 64 yards from GB 35 to ARZ 1. D.Dallas to ARZ 30 for 29 yards (T.Hopper).

Arizona Cardinals at 4:32, (1st play from scrimmage 4:26)

** Injury Update: GB-J.Reed return is Questionable.
 1-10-ARZ 30 (4:26) (Shotgun) J.Conner left guard to ARZ 31 for 1 yard (X.McKinney).
 2-9-ARZ 31 (3:47) (Shotgun) K.Murray scrambles right end ran ob at ARZ 35 for 4 yards (J.Bullard).

Arizona Cardinals vs Green Bay Packers at Lambeau Field

	<i>PENALTY on GB-J.Alexander, Unnecessary Roughness, 15 yards, enforced at ARZ 35.</i>	X2
<u>1-10-50</u>	(3:17) J.Conner right end pushed ob at GB 42 for 8 yards (X.McKinney).	
	<i>PENALTY on GB-K.Nixon, Illegal Use of Hands, 5 yards, enforced at GB 42.</i>	X3
<u>1-10-GB 37</u>	(3:05) (Shotgun) K.Murray pass deep right to T.McBride to GB 10 for 27 yards (X.McKinney, K.Nixon).	P4
<u>1-10-GB 10</u>	(2:16) (Shotgun) J.Conner left end pushed ob at GB 1 for 9 yards (J.Bullard).	
	<i>PENALTY on ARZ-E.Higgins, Offensive Holding, 10 yards, enforced at GB 8.</i>	
Two-Minute Warning		
1-18-GB 18	(2:00) (Shotgun) K.Murray pass deep middle to Mi.Wilson for 18 yards, TOUCHDOWN.	P5
	C.Ryland extra point is GOOD, Center-A.Brewer, Holder-B.Gillikin.	

ARZ 7 GB 24, 6 plays, 70 yards, 2 penalties, 2:36 drive, 13:04 elapsed

C.Ryland kicks 66 yards from ARZ 35 to GB -1. K.Nixon to GB 22 for 23 yards (J.Luketa).

Green Bay Packers at 1:56, (1st play from scrimmage 1:50)

1-10-GB 22	(1:50) (Shotgun) J.Jacobs right guard to GB 27 for 5 yards (D.Stills). ** Injury Update: GB-J.Reed has returned to the game.	
2-5-GB 27	(1:17) (Shotgun) J.Love pass short left to J.Jacobs pushed ob at GB 32 for 5 yards (G.Williams).	P14
	** Injury Update: ARZ-J.Blount return is Questionable.	
1-10-GB 32	(1:13) (Shotgun) J.Love pass short left to T.Kraft pushed ob at GB 37 for 5 yards (O.Pappoe).	
2-5-GB 37	(1:08) (Shotgun) J.Love pass short right intended for B.Melton INTERCEPTED by S.Murphy-Bunting at GB 45. S.Murphy-Bunting to GB 45 for no gain (R.Doubs).	

Arizona Cardinals at 1:04

1-10-GB 45	(1:04) (Shotgun) K.Murray scrambles right end pushed ob at GB 39 for 6 yards (K.Enagbare).	
	<i>PENALTY on ARZ-E.Brown, Offensive Holding, 10 yards, enforced at GB 45 - No Play.</i>	
1-20-ARZ 45	(:58) (Shotgun) K.Murray pass short middle to E.Demercedo to GB 48 for 7 yards (E.Cooper).	
	Timeout #1 by ARZ at 00:52.	
2-13-GB 48	(:52) (Shotgun) K.Murray pass short right to T.McBride to GB 35 for 13 yards (Q.Walker).	P6
<u>1-10-GB 35</u>	(:36) (No Huddle, Shotgun) K.Murray pass short right to T.McBride pushed ob at GB 27 for 8 yards (Q.Walker).	
2-2-GB 27	(:29) (Shotgun) K.Murray pass incomplete short right to G.Dortch.	
3-2-GB 27	(:25) (Shotgun) K.Murray pass short left to Mi.Wilson to GB 24 for 3 yards (J.Alexander).	P7
	Timeout #2 by ARZ at 00:20.	
<u>1-10-GB 24</u>	(:20) (Shotgun) K.Murray pass incomplete short left to E.Demercedo.	
2-10-GB 24	(:17) (Shotgun) K.Murray pass short middle to E.Demercedo to GB 15 for 9 yards (E.Williams, E.Cooper).	
	Timeout #3 by ARZ at 00:12.	
3-1-GB 15	(:12) (Shotgun) <i>PENALTY on ARZ-K.Beachum, False Start, 5 yards, enforced at GB 15 - No Play.</i>	
3-6-GB 20	(:12) (Shotgun) K.Murray pass incomplete deep left to Mi.Wilson.	
	Timeout #2 by GB at 00:07.	
4-6-GB 20	(:07) C.Ryland 38 yard field goal is GOOD, Center-A.Brewer, Holder-B.Gillikin.	

ARZ 10 GB 24, 9 plays, 25 yards, 1:00 drive, 14:56 elapsed

C.Ryland kicks 66 yards from ARZ 35 to GB -1. K.Nixon to GB 36 for 37 yards (J.Luketa; D.Dallas).

END OF QUARTER

	Score	Time Poss	First Downs				Efficiencies	
			R	P	X	T	3 Down	4 Down
Arizona Cardinals	10	7:04	0	4	2	6	1/4	0/0
Green Bay Packers	24	7:56	0	6	0	6	1/3	1/1

Arizona Cardinals vs Green Bay Packers at Lambeau Field

Third Quarter

10/13/2024

Play By Play

ARZ elects to Receive, and GB elects to defend the South goal.

B.Narveson kicks 68 yards from GB 35 to ARZ -3. G.Dortch to ARZ 26 for 29 yards (T.Hopper).

Arizona Cardinals at 15:00, (1st play from scrimmage 14:54)

1-10-ARZ 26	(14:54) T.Benson right end to ARZ 27 for 1 yard (Q.Walker; R.Gary).	
2-9-ARZ 27	(14:16) (Shotgun) K.Murray pass short middle to T.McBride to ARZ 39 for 12 yards (L.McDuffie).	P8
	** Injury Update: GB-D.Wicks is Out of the game.	
1-10-ARZ 39	(13:30) T.Benson left guard to ARZ 42 for 3 yards (K.Clark; T.Slaton).	
2-7-ARZ 42	(12:46) (Shotgun) K.Murray pass short middle to T.McBride to GB 45 for 13 yards (J.Bullard).	P9
<u>1-10-GB 45</u>	(12:05) (Shotgun) T.Benson right guard pushed ob at GB 25 for 20 yards (K.Nixon).	R10
<u>1-10-GB 25</u>	(11:21) <i>PENALTY on ARZ, Delay of Game, 5 yards, enforced at GB 25 - No Play.</i>	
1-15-GB 30	(11:02) T.Benson left end to GB 29 for 1 yard (P.Smith).	
2-14-GB 29	(10:26) (Shotgun) K.Murray pass short right to E.Higgins to GB 25 for 4 yards (Q.Walker; E.Cooper).	
	<i>PENALTY on ARZ-K.Beachum, Illegal Formation, 5 yards, enforced at GB 29 - No Play.</i>	
2-19-GB 34	(9:57) (Shotgun) K.Murray pass short left to E.Demercedo to GB 21 for 13 yards (Q.Walker; E.Cooper).	
3-6-GB 21	(9:12) (Shotgun) K.Murray pass incomplete deep right to X.Weaver.	
4-6-GB 21	(9:07) C.Ryland 40 yard field goal is GOOD, Center-A.Brewer, Holder-B.Gillikin.	

Timeout at 09:03.

ARZ 13 GB 24, 9 plays, 53 yards, 5:57 drive, 5:57 elapsed

Arizona Cardinals

** Injury Update: ARZ-M.Harrison is Out of the game.

C.Ryland kicks 65 yards from ARZ 35 to end zone, Touchback to the GB 30. ** Injury Update: ARZ-J.Blount has returned to the game.

Green Bay Packers at 9:03

1-10-GB 30	(9:03) J.Jacobs left guard to GB 36 for 6 yards (J.Thompson; B.Baker).	
2-4-GB 36	(8:17) J.Jacobs right guard to GB 35 for -1 yards (R.Lopez).	
3-5-GB 35	(7:47) (No Huddle, Shotgun) J.Love scrambles up the middle to GB 41 for 6 yards (K.Barnes).	R15
	<i>PENALTY on ARZ-S.Murphy-Bunting, Defensive Holding, 5 yards, enforced at GB 41.</i>	
<u>1-10-GB 46</u>	(7:20) J.Love pass short middle to J.Jacobs ran ob at ARZ 40 for 14 yards (J.Thompson).	P17
<u>1-10-ARZ 40</u>	(6:41) J.Jacobs right end to ARZ 41 for -1 yards (K.Barnes).	
2-11-ARZ 41	(5:58) J.Love pass short right to B.Sims pushed ob at ARZ 31 for 10 yards (Z.Collins).	
3-1-ARZ 31	(5:17) (Shotgun) J.Love pass short left to Em.Wilson to ARZ 33 for -2 yards (Ma.Wilson, D.Stills) [J.Okwara].	
	<i>PENALTY on ARZ-S.Murphy-Bunting, Defensive Holding, 5 yards, enforced at ARZ 31 - No Play.</i>	
<u>1-10-ARZ 26</u>	(4:46) J.Love pass incomplete short right.	X18
2-10-ARZ 26	(4:42) (Shotgun) J.Love pass short middle to B.Melton to ARZ 20 for 6 yards (B.Baker).	
3-4-ARZ 20	(3:54) (Shotgun) J.Love pass deep right to R.Doubs for 20 yards, TOUCHDOWN.	P19
	B.Narveson extra point is GOOD, Center-M.Orzech, Holder-D.Whelan.	

Timeout at 03:48.

ARZ 13 GB 31, 9 plays, 70 yards, 2 penalties, 5:15 drive, 11:12 elapsed

B.Narveson kicks 61 yards from GB 35 to ARZ 4. D.Dallas to ARZ 26 for 22 yards (J.Bullard).

Arizona Cardinals at 3:48, (1st play from scrimmage 3:42)

1-10-ARZ 26	(3:42) K.Murray pass short middle to J.Conner to ARZ 30 for 4 yards (E.Cooper).	
2-6-ARZ 30	(3:05) K.Murray pass short left to J.Conner to ARZ 28 for -2 yards (K.Brooks). FUMBLES (K.Brooks), RECOVERED by GB-K.Brooks at ARZ 30.	

Green Bay Packers at 2:57

1-10-ARZ 30	(2:57) J.Love pass incomplete short right to R.Doubs (S.Thomas).	
2-10-ARZ 30	(2:54) (Shotgun) J.Love pass incomplete short left to A.Beck (Ma.Wilson).	
3-10-ARZ 30	(2:50) (Shotgun) J.Love pass short left to J.Reed to ARZ 26 for 4 yards (Ma.Wilson; Z.Collins).	
4-6-ARZ 26	(2:09) B.Narveson 44 yard field goal is No Good, Wide Right, Center-M.Orzech, Holder-D.Whelan.	

Timeout at 02:04.

Arizona Cardinals

** Injury Update: ARZ-E.Brown return is Questionable.

Arizona Cardinals at 2:04

Arizona Cardinals vs Green Bay Packers at Lambeau Field

1-10-ARZ 34 (2:04) (Shotgun) K.Murray scrambles left end ran ob at ARZ 35 for 1 yard (J.Bullard).

2-9-ARZ 35 (1:37) (No Huddle, Shotgun) K.Murray pass short middle to E.Demercado to ARZ 41 for 6 yards (Q.Walker).

3-3-ARZ 41 (1:17) (No Huddle, Shotgun) E.Demercado up the middle to ARZ 47 for 6 yards (E.Cooper, J.Bullard). R11

1-10-ARZ 47 (:59) (No Huddle, Shotgun) K.Murray pass short right to T.McBride to GB 45 for 8 yards (Q.Walker).

2-2-GB 45 (:41) (No Huddle, Shotgun) K.Murray pass short right to T.McBride pushed ob at GB 39 for 6 yards (X.McKinney). P12

1-10-GB 39 (:21) (No Huddle, Shotgun) K.Murray pass short left to G.Dortch to GB 23 for 16 yards (E.Williams). FUMBLES (E.Williams), touched at GB 23, RECOVERED by GB-J.Alexander at GB 22.

Green Bay Packers at 0:12

1-10-GB 22 (:12) (Shotgun) J.Jacobs right end pushed ob at GB 25 for 3 yards (Ma.Wilson).

END OF QUARTER

	Score	Time Poss	First Downs				Efficiencies	
			R	P	X	T	3 Down	4 Down
Arizona Cardinals	13	8:40	2	3	0	5	1/2	0/0
Green Bay Packers	31	6:20	1	2	2	5	2/3	0/0

Arizona Cardinals vs Green Bay Packers at Lambeau Field

Fourth Quarter

10/13/2024

Play By Play

Green Bay Packers continued.

2-7-GB 25	(15:00) (Shotgun) J.Jacobs up the middle to GB 28 for 3 yards (K.Tonga; D.Stills).	
3-4-GB 28	(14:19) (No Huddle, Shotgun) J.Love scrambles left end to GB 34 for 6 yards (K.Barnes). <i>PENALTY on ARZ-K.Barnes, Unnecessary Roughness, 15 yards, enforced at GB 34.</i>	R20 X21
<u>1-10-GB 49</u>	(13:49) Em.Wilson left end to ARZ 46 for 5 yards (B.Baker, N.Jones).	
2-5-ARZ 46	(13:12) (Shotgun) Em.Wilson up the middle to ARZ 42 for 4 yards (K.Barnes, N.Jones).	
3-1-ARZ 42	(12:55) (No Huddle) J.Love pass incomplete deep left to T.Kraft. <i>Penalty on GB, Illegal Formation, offsetting, enforced at ARZ 42 - No Play.</i> <i>Penalty on ARZ, Defensive Too Many Men on Field, offsetting.</i> ** Injury Update: ARZ-S.Murphy-Bunting is Out of the game.	
3-1-ARZ 42	(12:51) (Shotgun) Direct snap to T.Kraft. T.Kraft up the middle to ARZ 40 for 2 yards (K.Barnes). GB-J.Myers was injured during the play.	R22
Timeout at 12:23.		
<u>1-10-ARZ 40</u>	(12:13) (Shotgun) J.Jacobs up the middle to ARZ 33 for 7 yards (N.Jones).	
2-3-ARZ 33	(11:33) (Shotgun) <i>PENALTY on GB-S.Rhyan, False Start, 5 yards, enforced at ARZ 33 - No Play.</i>	
2-8-ARZ 38	(11:33) (Shotgun) J.Love pass short right to C.Watson pushed ob at ARZ 28 for 10 yards (M.Melton). ARZ-S.Thomas was injured during the play.	P23
Timeout at 11:11.		
<u>1-10-ARZ 28</u>	(11:04) J.Jacobs left guard to ARZ 29 for -1 yards (D.Gardeck).	
2-11-ARZ 29	(10:22) (Shotgun) C.Brooks left guard to ARZ 22 for 7 yards (L.Collier; K.Tonga). ** Injury Update: ARZ-S.Thomas has returned to the game.	
3-4-ARZ 22	(9:38) (Shotgun) J.Love pass incomplete short right to T.Kraft. <i>Penalty on GB-R.Walker, Offensive Holding, declined.</i>	
4-4-ARZ 22	(9:32) B.Narveson 41 yard field goal is GOOD, Center-M.Orzech, Holder-D.Whelan. ** Injury Update: GB-J.Myers has returned to the game.	
Timeout at 09:28.		

ARZ 13 GB 34, 12 plays, 56 yards, 1 penalty, 5:44 drive, 5:32 elapsed

B.Narveson kicks 63 yards from GB 35 to ARZ 2. E.Demercedo to ARZ 28 for 26 yards (B.Melton; T.Hopper).

Arizona Cardinals at 9:28, (1st play from scrimmage 9:23)

1-10-ARZ 28	(9:23) (Shotgun) K.Murray pass short right to G.Dortch to ARZ 33 for 5 yards (J.Bullard).	
2-5-ARZ 33	(9:02) (No Huddle, Shotgun) K.Murray scrambles left end ran ob at ARZ 35 for 2 yards (J.Bullard).	
3-3-ARZ 35	(8:41) (No Huddle, Shotgun) E.Demercedo right end to ARZ 42 for 7 yards (I.McDuffie).	R13
<u>1-10-ARZ 42</u>	(8:23) (No Huddle, Shotgun) K.Murray pass incomplete short right. <i>PENALTY on GB-L.Van Ness, Defensive Holding, 5 yards, enforced at ARZ 42 - No Play.</i>	X14
<u>1-10-ARZ 47</u>	(8:15) (Shotgun) K.Murray pass incomplete short middle to E.Demercedo.	
2-10-ARZ 47	(8:11) (Shotgun) K.Murray pass short middle to T.McBride to GB 44 for 9 yards (Q.Walker).	
3-1-GB 44	(7:48) (No Huddle, Shotgun) E.Demercedo right guard to GB 40 for 4 yards (K.Enagbare).	R15
<u>1-10-GB 40</u>	(7:17) (No Huddle, Shotgun) E.Demercedo up the middle to GB 32 for 8 yards (E.Cooper).	
2-2-GB 32	(6:53) (No Huddle, Shotgun) K.Murray pass short right to G.Dortch to GB 17 for 15 yards (Q.Walker).	P16
<u>1-10-GB 17</u>	(6:31) (No Huddle, Shotgun) K.Murray pass short middle to E.Demercedo to GB 13 for 4 yards (Q.Walker).	
2-6-GB 13	(6:12) (No Huddle, Shotgun) K.Murray left end ran ob at GB 5 for 8 yards (E.Williams). <i>PENALTY on ARZ-Z.Pascal, Offensive Holding, 10 yards, enforced at GB 8.</i>	
2-11-GB 18	(5:43) (Shotgun) K.Murray FUMBLES (Aborted) at GB 22, RECOVERED by GB-K.Clark at GB 21.	

Green Bay Packers at 5:37

1-10-GB 21	(5:37) Em.Wilson left guard to GB 24 for 3 yards (R.Lopez, Z.Collins).	
2-7-GB 24	(4:49) (Shotgun) B.Melton right end to GB 35 for 11 yards (J.Thompson). Timeout #1 by ARZ at 04:42.	R24
<u>1-10-GB 35</u>	(4:42) (Shotgun) Em.Wilson left end to GB 41 for 6 yards (D.Gardeck; K.Barnes). Timeout #2 by ARZ at 04:35.	
2-4-GB 41	(4:35) (Shotgun) Em.Wilson right guard to ARZ 46 for 13 yards (J.Luketa).	R25
<u>1-10-ARZ 46</u>	(3:49) (Shotgun) C.Brooks right end to ARZ 43 for 3 yards (K.Barnes, K.Tonga).	
2-7-ARZ 43	(3:06) (Shotgun) Em.Wilson right end to ARZ 27 for 16 yards (J.Thompson, G.Williams).	R26
<u>1-10-ARZ 27</u>	(2:20) (Shotgun) C.Brooks right end to ARZ 27 for no gain (K.Tonga, Z.Collins).	
Two-Minute Warning		
2-10-ARZ 27	(2:00) C.Brooks right end to ARZ 16 for 11 yards (B.Baker).	R27

Arizona Cardinals vs Green Bay Packers at Lambeau Field

1-10-ARZ 16 (1:14) J.Love kneels to ARZ 17 for -1 yards.

2-11-ARZ 17 (:33) J.Love kneels to ARZ 18 for -1 yards.

END OF QUARTER

	Score	Time	First Downs				Efficiencies	
		Poss	R	P	X	T	3 Down	4 Down
Arizona Cardinals	13	3:51	2	1	1	4	2/2	0/0
Green Bay Packers	34	11:09	6	1	1	8	2/3	0/0

Miscellaneous Statistics Report

Arizona Cardinals vs Green Bay Packers
10/13/2024 at Lambeau Field

Ten Longest Plays for Arizona Cardinals

Yards	Qtr	Play Start	Play Description
27	2	1-10-GB 37	(3:05) (Shotgun) K.Murray pass deep right to T.McBride to GB 10 for 27 yards (X.McKinney, K.Nixon).
20	3	1-10-GB 45	(12:05) (Shotgun) T.Benson right guard pushed ob at GB 25 for 20 yards (K.Nixon).
19	2	2-9-ARZ 31	(3:47) (Shotgun) K.Murray scrambles right end ran ob at ARZ 35 for 4 yards (J.Bullard). PENALTY on GB-J.Alexander, Unnecessary Roughness, 15 yards, enforced at ARZ 35.
18	2	1-18-GB 18	(2:00) (Shotgun) K.Murray pass deep middle to Mi.Wilson for 18 yards, TOUCHDOWN.
15	4	2-2-GB 32	(6:53) (No Huddle, Shotgun) K.Murray pass short right to G.Dortch to GB 17 for 15 yards (Q.Walker).
13	2	1-10-50	(3:17) J.Conner right end pushed ob at GB 42 for 8 yards (X.McKinney). PENALTY on GB-K.Nixon, Illegal Use of Hands, 5 yards, enforced at GB 42.
13	2	2-13-GB 48	(:52) (Shotgun) K.Murray pass short right to T.McBride to GB 35 for 13 yards (Q.Walker).
13	3	2-7-ARZ 42	(12:46) (Shotgun) K.Murray pass short middle to T.McBride to GB 45 for 13 yards (J.Bullard).
13	3	2-19-GB 34	(9:57) (Shotgun) K.Murray pass short left to E.Demercado to GB 21 for 13 yards (Q.Walker, E.Cooper).
12	3	2-9-ARZ 27	(14:16) (Shotgun) K.Murray pass short middle to T.McBride to ARZ 39 for 12 yards (J.McDuffie).

Ten Longest Plays for Green Bay Packers

Yards	Qtr	Play Start	Play Description
44	2	1-10-ARZ 44	(4:39) J.Love pass deep middle to C.Watson for 44 yards, TOUCHDOWN.
28	2	2-5-GB 15	(12:36) (Shotgun) J.Love pass deep left to B.Sims pushed ob at GB 43 for 28 yards (Ma.Wilson).
21	4	3-4-GB 28	(14:19) (No Huddle, Shotgun) J.Love scrambles left end to GB 34 for 6 yards (K.Barnes).
20	3	3-4-ARZ 20	(3:54) (Shotgun) J.Love pass deep right to R.Doubs for 20 yards, TOUCHDOWN.
19	1	1-10-GB 20	(6:37) J.Love pass deep right to R.Doubs for 19 yards (M.Melton).
19	1	2-10-GB 39	(5:15) (Shotgun) J.Love pass short right to Em.Wilson to ARZ 42 for 19 yards (J.Thompson, S.Murphy-Bunting).
16	1	1-5-ARZ 25	(10:30) B.Melton left end to ARZ 9 for 16 yards (B.Baker, N.Jones).
16	4	2-7-ARZ 43	(3:06) (Shotgun) Em.Wilson right end to ARZ 27 for 16 yards (J.Thompson, G.Williams).
14	1	1-10-ARZ 44	(11:26) (Shotgun) J.Jacobs right end to ARZ 30 for 14 yards (Ma.Wilson; N.Jones).
14	2	4-1-ARZ 36	(8:44) (Shotgun) J.Love pass short middle to C.Watson to ARZ 22 for 14 yards (S.Murphy-Bunting).

Touchdown Scoring Information

		Offense	Defense	Special Teams
VISITOR	Arizona Cardinals	1	0	0
HOME	Green Bay Packers	4	0	0

Player Scoring Information

Club	Player	TD	Rush TD	Rec TD	KO TD	Punt TD	Int TD	Fum TD	Misc TD	FG	XP	2Pt Rush	2Pt Rec	Sfty	Points
ARZ	C.Ryland	0	0	0	0	0	0	0	0	2	1	0	0	0	7
ARZ	Mi.Wilson	0	0	1	0	0	0	0	0	0	0	0	0	0	6
GB	R.Doubs	0	0	2	0	0	0	0	0	0	0	0	0	0	12
GB	B.Narveson	0	0	0	0	0	0	0	0	2	4	0	0	0	10
GB	J.Reed	0	0	1	0	0	0	0	0	0	0	0	0	0	6
GB	C.Watson	0	0	1	0	0	0	0	0	0	0	0	0	0	6

Possession Detail

	First Half		Second Half		Game	
	Visitor	Home	Visitor	Home	Visitor	Home
Largest Lead	0	24	0	21	0	24
Drives Leading	0	5	0	4	0	9
Time of Possession Leading	0:00	14:33	0:00	17:29	0:00	32:02
Largest Deficit	-24	0	-21	0	-24	0
Drives Trailing	5	0	4	0	9	0
Time of Possession Trailing	9:22	0:00	12:31	0:00	21:53	0:00
Times Score Tied Up		0		0		0
Lead Changes		1		0		1

Playtime Percentage

Percent of playtime per player on offense, defense and special teams (Unofficial)

Arizona Cardinals

Green Bay Packers

		Offense	Defense	Special Teams				Offense	Defense	Special Teams			
H.Frohldt	C	58	100%	3	11%	R.Walker	T	73	100%	7	26%		
P.Johnson	T	58	100%	3	11%	Z.Tom	T	73	100%	7	26%		
K.Beachum	T	58	100%			E.Jenkins	G	73	100%				
K.Murray	QB	58	100%			J.Love	QB	73	100%				
Mi.Wilson	WR	55	95%			J.Myers	C	68	93%	5	19%		
T.McBride	TE	54	93%			T.Kraft	TE	60	82%	7	26%		
T.Colon	C	53	91%	3	11%	R.Doubs	WR	54	74%				
X.Weaver	WR	41	71%			J.Jacobs	RB	46	63%				
E.Brown	C	40	69%	3	11%	C.Watson	WR	44	60%				
G.Dortch	WR	36	62%	3	11%	S.Rhyan	G	40	55%	7	26%		
E.Demercado	RB	31	53%	5	19%	J.Reed	WR	39	53%	3	11%		
I.Adams	G	23	40%	3	11%	J.Morgan	T	38	52%	7	26%		
E.Higgins	TE	18	31%	14	52%	B.Sims	TE	28	38%	4	15%		
J.Conner	RB	16	28%			B.Melton	WR	27	37%	6	22%		
T.Reiman	TE	12	21%	10	37%	Em.Wilson	RB	23	32%				
T.Benson	RB	11	19%			M.Heath	WR	17	23%	4	15%		
Z.Pascal	WR	8	14%	17	63%	C.Brooks	RB	10	14%	4	15%		
M.Harrison	WR	8	14%			D.Wicks	WR	10	14%				
B.Baker	SS		73	100%	7	26%	A.Beck	FB	7	10%	5	19%	
J.Thompson	FS		73	100%			K.Nixon	CB		58	100%	10	37%
Ma.Wilson	LB		67	92%		X.McKinney	FS		58	100%	8	30%	
K.Barnes	LB		54	74%	21	78%	Q.Walker	LB		58	100%	4	15%
G.Williams	CB		54	74%	7	26%	J.Bullard	SS		54	93%	10	37%
S.Murphy-Bunting	CB		50	68%	6	22%	J.Alexander	CB		46	79%		
L.Collier	DT		49	67%			K.Clark	DT		44	76%		
M.Melton	CB		48	66%	16	59%	E.Williams	SS		38	66%	11	41%
S.Thomas	CB		47	64%			E.Cooper	LB		38	66%	7	26%
D.Stills	DT		39	53%	7	26%	R.Gary	DE		38	66%		
R.Lopez	NT		38	52%	7	26%	P.Smith	DE		30	52%		
Z.Collins	LB		35	48%			K.Brooks	DT		29	50%	8	30%
N.Jones	DT		32	44%	7	26%	K.Enagbare	DE		27	47%	9	33%
J.Okwara	LB		27	37%	11	41%	L.Van Ness	DE		26	45%	9	33%
K.Tonga	NT		26	36%			I.McDuffie	LB		26	45%	5	19%
D.Gardeck	LB		24	33%	17	63%	C.Wooden	DT		19	33%	8	30%
K.White	LB		21	29%			T.Slaton	DT		18	31%	10	37%
J.Luketa	LB		20	27%	18	67%	E.Stokes	CB		16	28%		
B.Nichols	DT		17	23%			Er.Wilson	LB		14	24%	20	74%
O.Pappoe	LB		8	11%	22	81%	C.Ballentine	CB		1	2%	20	74%
K.Clark	CB		1	1%	9	33%	Z.Anderson	FS			16	59%	
D.Taylor-Demerson	FS			19	70%	T.Hopper	LB				15	56%	
D.Dallas	RB			17	63%	B.Narveson	K				14	52%	
J.Bbunt	FS			13	48%	A.Mosby	DE				11	41%	
A.Brewer	LS			8	30%	C.Valentine	CB				11	41%	
B.Gillikin	P			8	30%	D.Whelan	P				8	30%	
C.Ryland	K			7	26%								

C.Heck	T	3	11%	M.Orzech	LS	8	30%
J.Gaines	G	3	11%	K.Telfort	T	7	26%
				J.Monk	C	2	7%



UPDATED BIOGRAPHIES



JAIRE ALEXANDER

23

CORNERBACK
LOUISVILLE

Seventh NFL Season | Seventh Packers Season



Ht: 5-10 | Wt: 196 | Born: February 9, 1997 | NFL Games Played/Started: 75/73 | Acquired: D1-18

AT A GLANCE

- » Dating back to the start of his career (2018), is tied for No. 1 in the NFL in postseason interceptions (three in seven games).
- » Earned second-team All-Pro Honors from *The Associated Press* in 2022 for the second time (2020), joining Charles Woodson (four) and Herb Adderley (seven) as the only Packers cornerbacks to be named to multiple AP All-Pro teams.
- » Named to his second career Pro Bowl in 2022, becoming the 13th defensive back in franchise history to be named to multiple Pro Bowls.
- » According to Stathead.com, became the sixth Packers defensive back to earn multiple Pro Bowl honors in the first five years of his career and the first since S Nick Collins (2008-09).
- » Named to the All-NFC team by the Pro Football Writers of America in 2020 and 2022.
- » Has led the team in passes defended four times (14 in 2022, 13 in 2020, career-high 23 in 2019, 15 in 2018).
- » Was named to the PFWA's All-Rookie team in 2018, becoming just the second Packers CB to be honored since 1974 (CB Casey Hayward, 2012).
- » Earned second-team All-Atlantic Coast Conference recognition as a sophomore in 2016 after posting a team-high five INTs (tied for No. 11 in the country) along with a career-best 39 tackles (31 solo) and 14 passes defended.

2024 SEASON: Has started all four contests he has played in (missed Weeks 4-5 due to quadricep/groin injuries), recording 12 tackles (11 solo), two interceptions (tied for No. 6 in the NFL), an interception return for a TD and five passes defended (No. 2 on the team)...Became the first Packer with multiple interceptions, an interception return for a TD and four-plus passes defended in the first three games of the season since S Nick Collins and CB Charles Woodson both did it in 2008...**At Philadelphia (Sept. 6):** Played all 76 defensive snaps, posting four tackles (all solo) and a team-best two passes defended, and picked off QB Jalen Hurts early in the fourth quarter in the end zone. It was the second time in his career he registered an interception in Week 1 (2020)...**At Indianapolis (Sept. 15):** Was one of three defenders to play all 56 snaps, posting two tackles (both solo) and a pass defended...**At Tennessee (Sept. 22):** Saw action on 53 of 54 defensive snaps, recording five tackles (four solo), a pass defended and jumped a route to pick off QB Will Levis late in the first quarter and returned it 35 yards for his first career TD...**Vs. Minnesota (Sept. 29):** Inactive (quadricep/groin)...**At L.A. Rams (Oct. 6):** Inactive (groin)...**Vs. Arizona (Oct. 13):** Played on 46 defensive snaps, recording a tackle (solo), a pass defended and a fumble recovery when he jumped on a WR Greg Dortch fumble at the Green Bay 22 that was punched out by S Evan Williams late in the third quarter.

REGULAR-SEASON COMPARISON: DEFENSIVE - HOUSTON TEXANS

DATE	OPP	W/L	GP/GS	TACKLES				SACK	YDS.	INT	TFL	PD	QBH	TD	MISC		
				TOT	SOLO	ASST	FF								FR		
10/25/20	GB @ HST	W	S	0	0	0	0.0	0.0	0	0	1	0	0	0	0	0	
TOTALS		1/0	1/1	0	0	0	0.0	0.0	0	0	1	0	0	0	0		

JAIRE ALEXANDER'S NFL REGULAR-SEASON DEFENSIVE STATISTICS

YEAR	TEAM	GP	GS	TK	S	TACKLES				INTERCEPTIONS							ST			MISC								
						A	TFL	YDS	SK	YDS	QBH	NO	YDS	LG	TD	PD	FF	FR	TD	YDS	TK	S	A	FF	FR	S	A	
2018	Packers	13	11	76	61	15	3	27	0.5	3.0	1	1	27	27	0	15	0	0	0	0	0	2	2	0	0	2	0	0
2019	Packers	16	16	63	41	22	2	4	0.0	0.0	0	2	37	37	0	23	1	1	0	0	0	0	0	0	0	0	0	0
2020	Packers	15	15	51	40	11	2	6	1.0	4.0	1	1	-4	0	13	1	0	0	0	0	0	0	0	0	0	0	0	0
2021	Packers	4	4	13	9	4	0	0	0.0	0.0	0	1	30	30	0	3	0	0	0	0	0	0	0	0	0	0	0	0
2022	Packers	16	16	56	43	13	4	11	0.0	0.0	0	5	59	29	0	14	0	0	0	0	0	0	0	0	0	0	0	0
2023	Packers	7	7	27	23	4	1	2	0.0	0.0	0	0	0	0	5	1	0	0	0	0	0	0	0	0	0	0	0	0
2024	Packers	4	4	12	11	1	0	0	0.0	0.0	0	2	52	35	1	5	0	1	0	0	0	0	0	0	0	0	0	0
NFL TOTALS		75	73	298	228	70	12	50	1.5	7.0	2	12	201	37	1	78	3	2	0	0	2	2	0	0	2	0	0	0

JAIRE ALEXANDER'S NFL POSTSEASON DEFENSIVE STATISTICS

YEAR	TEAM	GP	GS	TK	S	TACKLES				INTERCEPTIONS							ST			MISC								
						A	TFL	YDS	SK	YDS	QBH	NO	YDS	LG	TD	PD	FF	FR	TD	YDS	TK	S	A	FF	FR	S	A	
2019	Packers	2	2	13	10	3	0	0	0.0	0.0	0	0	0	0	1	0	0	0	0	0	0	0	0	0	0	0	0	0
2020	Packers	2	2	4	3	1	1	3	0.0	0.0	0	2	16	16	0	3	0	0	0	0	0	0	0	0	0	0	0	0
2021	Packers	1	0	0	0	0	0	0	0.0	0.0	0	0	0	0	0	0	0	0	0	0	0	0	0	0	0	0	0	0
2023	Packers	2	2	12	7	5	0	0	0.0	0.0	0	1	0	0	1	0	0	0	0	0	0	0	0	0	0	0	0	0
NFL TOTALS		7	6	29	20	9	1	3	0.0	0.0	0	3	16	16	0	5	0	0	0	0	0	0	0	0	0	0	0	0

SINGLE-GAME HIGHS: DEFENSIVE

Total Tackles 12 vs. Atlanta Falcons, Dec 09, 2018
 10 vs. Minnesota Vikings, Sep 16, 2018
Solo Tackles 10 vs. Atlanta Falcons, Dec 09, 2018
 7 vs. Dallas Cowboys, Nov 13, 2022
 ...2 more at 7.
Sacks 1.0 at Minnesota Vikings, Sep 13, 2020
 0.5 vs. Minnesota Vikings, Sep 16, 2018
Passes Defensed 5 at Los Angeles Rams, Oct 28, 2018
 4 at Buffalo Bills, Oct 30, 2022
 ...1 more at 4.
Forced Fumbles 1 at Carolina Panthers, Dec 24, 2023
 1 at Chicago Bears, Jan 03, 2021
 ...1 more at 1.

Fumble Recoveries 1 vs. Arizona Cardinals, Oct 13, 2024
 1 vs. Denver Broncos, Sep 22, 2019
Tackles For Loss 2 at Chicago Bears, Dec 04, 2022
 1 vs. New York Giants, Oct 09, 2022
 ...8 more at 1.
Interceptions 1 at Tennessee Titans, Sep 22, 2024
 1 at Philadelphia Eagles, Sep 06, 2024
 ...10 more at 1.
Interception Return Yards 37 at Dallas Cowboys, Oct 06, 2019
 35 at Tennessee Titans, Sep 22, 2024
Safeties 1 at Minnesota Vikings, Sep 13, 2020

2024 GXG REGULAR SEASON (PACKERS)

DATE	OPPONENT	P/S	TK	S	A	SK	YDS	INT	PD	FF	FR
09/06	at Eagles	S	4	4	0	0.0	0.0	1	2	0	0
09/15	Colts	S	2	2	0	0.0	0.0	0	1	0	0
09/22	at Titans	S	5	4	1	0.0	0.0	1	1	0	0
09/29	Vikings										
10/06	at Rams										
10/13	Cardinals	S	1	1	0	0.0	0.0	0	1	0	1
2024 TOTALS		4-4	12	11	1	0.0	0.0	2	5	0	1

ZAYNE ANDERSON

39 SAFETY BRIGHAM YOUNG

Second NFL Season | Second Packers Season



Ht: 6-2 | Wt: 206 | Born: January 3, 1997 | NFL Games Played/Started: 23/0 | Acquired: W-23 (Buf.)

AT A GLANCE

- » Claimed off waivers by the Green Bay Packers from the Buffalo Bills after the 2023 training camp and set career highs in games played (10) and special teams tackles (four, tied for No. 4 on the team).
- » Originally signed as an undrafted free agent in 2021 by the Kansas City Chiefs and spent time on the Chiefs' practice squad in 2021-22, appearing in seven games and posting a tackle on special teams during the regular season.
- » Has also played in five postseason contests (two for the Packers and three for the Chiefs), totaling two tackles on special teams and one (solo) on defense.
- » Appeared in 50 games as a linebacker/defensive back at Brigham Young (2015-20), recording 162 tackles. Redshirted in 2018 and medically redshirted in 2019, serving as a team captain both seasons.

2024 SEASON: Has played in all six games and is tied for the team lead with four special teams tackles...**At Philadelphia (Sept. 6):** Appeared on 18 special teams snaps, recording one tackle on kickoff coverage...**vs. Indianapolis (Sept. 15):** Played 14 snaps on special teams...**At Tennessee (Sept. 22):** Appeared on 19 special teams snaps...**vs. Minnesota (Sept. 29):** Played 17 snaps on special teams, recording one tackle on kickoff coverage...**At L.A. Rams (Oct. 6):** Appeared on 16 special teams snaps, recording a tackle on kickoff coverage...**vs. Arizona (Oct. 13):** Played 16 snaps on special teams, recording one tackle on kickoff coverage.

ZAYNE ANDERSON'S NFL REGULAR-SEASON DEFENSIVE STATISTICS

YEAR	TEAM	GP	GS	TACKLES					INTERCEPTIONS							ST			MISC													
				TK	S	A	TFL	YDS	SK	YDS	QBH	NO	YDS	LG	TD	PD	FF	FR	TD	YDS	TK	S	A	FF	FR	S	A					
2021	Chiefs	4	0	0	0	0	0	0	0	0.0	0.0	0	0	0	0	0	0	0	0	0	0	0	0	0	1	1	0	0	0	0	0	0
2022	Chiefs	3	0	0	0	0	0	0	0	0.0	0.0	0	0	0	0	0	0	0	0	0	0	0	0	0	0	0	0	0	0	0	0	0
2023	Packers	10	0	0	0	0	0	0	0	0.0	0.0	0	0	0	0	0	0	0	0	0	0	0	0	0	4	3	1	0	0	0	0	0
2024	Packers	6	0	0	0	0	0	0	0	0.0	0.0	0	0	0	0	0	0	0	0	0	0	0	0	0	4	4	0	0	0	0	0	0
NFL TOTALS		23	0	0	0	0	0	0	0	0.0	0.0	0	0	0	0	0	0	0	0	0	0	0	0	0	9	8	1	0	0	0	0	0

ZAYNE ANDERSON'S NFL POSTSEASON DEFENSIVE STATISTICS

YEAR	TEAM	GP	GS	TACKLES					INTERCEPTIONS							ST			MISC														
				TK	S	A	TFL	YDS	SK	YDS	QBH	NO	YDS	LG	TD	PD	FF	FR	TD	YDS	TK	S	A	FF	FR	S	A						
2021	Chiefs	3	0	0	0	0	0	0	0	0.0	0.0	0	0	0	0	0	0	0	0	0	0	0	0	0	1	1	0	0	0	0	0	0	0
2023	Packers	2	0	1	1	0	0	0	0.0	0.0	0	0	0	0	0	0	0	0	0	0	0	0	0	0	1	1	0	0	0	0	0	0	0
NFL TOTALS		5	0	1	1	0	0	0	0.0	0.0	0	0	0	0	0	0	0	0	0	0	0	0	0	0	2	2	0	0	0	0	0	0	

SINGLE-GAME HIGHS: SPECIAL TEAMS

- Special Teams Tackles
- 1 at Philadelphia Eagles, Sep 06, 2024
 - 1 vs. Chicago Bears, Jan 07, 2024
 - 1 vs. Los Angeles Chargers, Nov 19, 2023
 - 1 at Pittsburgh Steelers, Nov 12, 2023
 - 1 vs. Los Angeles Rams, Nov 05, 2023
 - ...1 more at 1.

2024 GXG REGULAR SEASON (PACKERS)

DATE	OPPONENT	P/S	TK	S	A	SK	YDS	INT	PD	FF	FR
09/06	at Eagles	P	0	0	0	0.0	0.0	0	0	0	0
09/15	Colts	P	0	0	0	0.0	0.0	0	0	0	0
09/22	at Titans	P	0	0	0	0.0	0.0	0	0	0	0
09/29	Vikings	P	0	0	0	0.0	0.0	0	0	0	0
10/06	at Rams	P	0	0	0	0.0	0.0	0	0	0	0
10/13	Cardinals	P	0	0	0	0.0	0.0	0	0	0	0
2024 TOTALS		6-0	0	0	0	0.0	0.0	0	0	0	0

COREY BALLENTINE

26

CORNERBACK
WASHBURN

Sixth NFL Season | Third Packers Season



Ht: 5-11 | Wt: 196 | Born: April 13, 1996 | NFL Games Played/Started: 60/11 | Acquired: FA-22

AT A GLANCE

- » Last name is pronounced bal-en-tine.
- » Started each of the last two seasons on the Packers' practice squad and finished on the active roster, playing in eight games in 2022 and seeing action in 14 games with a career-best six starts in 2023 as well as playing in both 2023 postseason contests.
- » Prior to joining the Packers, the former sixth-round pick played for the N.Y. Giants (2019-20), N.Y. Jets (2020) and Detroit Lions (2021) while spending the 2022 offseason and training camp with the Atlanta Falcons.
- » In his first four NFL seasons, recorded 36 tackles (28 solo), two passes defended and a QB hit as well as 15 tackles and a forced fumble on special teams. Also returned 36 kickoffs for 855 yards (23.8 avg.) with a long of 66 yards.
- » Was one of only six players in the league to register a kickoff return of 50-plus yards in both 2019 and 2020.
- » Named the Cliff Harris Award winner as the small-college defensive player of the year as a senior and was the first player from Washburn and one of only three NCAA Division II players to be selected for the 2019 Reese's Senior Bowl.

2024 SEASON: Has played in all six games, making one start and recording two tackles (both solo)...Has posted one tackle on special teams...**At Philadelphia (Sept. 6):** Appeared on 18 special teams snaps...**Vs. Indianapolis (Sept. 15):** Played 13 snaps on special teams...**At Tennessee (Sept. 22):** Played one snap on defense and 18 on special teams...**Vs. Minnesota (Sept. 29):** Started in place of injured CB Jaire Alexander (quadriceps/groin), playing 37 snaps on defense and recording two tackles (both solo). Also played seven snaps on special teams...**At L.A. Rams (Oct. 6):** Played two snaps on defense and a team-high 18 on special teams, recording a tackle on punt coverage...**Vs. Arizona (Oct. 13):** Appeared on a team-high 20 special teams snaps and one defensive snap.

COREY BALLENTINE'S NFL REGULAR-SEASON DEFENSIVE STATISTICS

YEAR	TEAM	GP	GS	TACKLES							INTERCEPTIONS							ST			MISC							
				TK	S	A	TFL	YDS	SK	YDS	QBH	NO	YDS	LG	TD	PD	FF	FR	TD	YDS	TK	S	A	FF	FR	S	A	
2019	Giants	13	2	25	20	5	0	0	0.0	0.0	1	0	0	0	0	0	2	0	0	0	0	0	1	10	0	0	0	0
2020	Giants	9	2	10	8	2	0	0	0.0	0.0	0	0	0	0	0	0	0	0	0	0	0	0	6	5	1	0	0	0
2020	Jets	6	0	0	0	0	0	0	0.0	0.0	0	0	0	0	0	0	0	0	0	0	0	0	4	4	0	0	0	0
2020	TOTAL	15	2	10	8	2	0	0	0.0	0.0	0	0	0	0	0	0	0	0	0	0	0	10	9	1	0	0	0	0
2021	Lions	4	0	0	0	0	0	0	0.0	0.0	0	0	0	0	0	0	0	0	0	0	0	0	0	0	0	0	0	0
2022	Packers	8	0	1	0	1	0	0	0.0	0.0	0	0	0	0	0	0	0	0	0	0	0	0	4	4	0	1	0	0
2023	Packers	14	6	39	27	12	0	0	0.0	0.0	0	1	0	0	0	7	0	0	0	0	0	0	4	13	0	0	0	0
2024	Packers	6	1	2	2	0	0	0	0.0	0.0	0	0	0	0	0	0	0	0	0	0	0	0	1	1	0	0	0	0
NFL TOTALS		60	11	77	57	20	0	0	0.0	0.0	1	1	0	0	0	9	0	0	0	0	0	20	16	4	1	0	0	0

COREY BALLENTINE'S NFL POSTSEASON DEFENSIVE STATISTICS

YEAR	TEAM	GP	GS	TACKLES							INTERCEPTIONS							ST			MISC								
				TK	S	A	TFL	YDS	SK	YDS	QBH	NO	YDS	LG	TD	PD	FF	FR	TD	YDS	TK	S	A	FF	FR	S	A		
2023	Packers	2	0	5	4	1	0	0	0.0	0.0	0	0	0	0	0	0	0	0	0	0	0	0	0	0	0	0	0	0	0
NFL TOTALS		2	0	5	4	1	0	0	0.0	0.0	0	0	0	0	0	0	0	0	0	0	0	0	0	0	0	0	0	0	

COREY BALLENTINE'S NFL REGULAR-SEASON RETURN STATISTICS

DATE	TEAM	RET.	KICKOFF RETURNS					PUNT RETURNS					
			YDS.	AVG.	LG	TD	NO.	FC	YDS.	AVG.	LG	TD	
2019	Giants	10	256	25.6	52	0	0	0	0	0.0	0	0	0
2020	Giants	9	191	21.2	28	0	0	0	0	0.0	0	0	0
2020	Jets	12	314	26.2	66	0	0	0	0	0.0	0	0	0
2020	TOTAL	21	505	24.0	66	0	0	0	0	0.0	0	0	0
2021	Lions	4	94	23.5	26	0	0	0	0	0.0	0	0	0
2022	Packers	1	0	0.0	0	0	0	0	0	0.0	0	0	0
2023	Packers	0	0	0.0	0	0	0	0	0	0.0	0	0	0
2024	Packers	0	0	0.0	0	0	0	0	0	0.0	0	0	0
NFL TOTALS		36	855	23.8	66	0	0	0	0	0.0	0	0	0

SINGLE-GAME HIGHS: DEFENSIVE

Total Tackles 10 vs. Kansas City Chiefs, Dec 03, 2023
 9 vs. Pittsburgh Steelers, Sep 14, 2020
 ...1 more at 9.

Solo Tackles 8 at Chicago Bears, Nov 24, 2019
 7 vs. Pittsburgh Steelers, Sep 14, 2020

Passes Defensed 3 at Minnesota Vikings, Dec 31, 2023
 2 at Pittsburgh Steelers, Nov 12, 2023

Interceptions 1 at Minnesota Vikings, Dec 31, 2023

Special Teams Tackles 3 vs. Cleveland Browns, Dec 27, 2020
 3 vs. Washington Football Team, Oct 18, 2020

Special Teams Forced Fumbles 1 vs. Dallas Cowboys, Nov 13, 2022

SINGLE-GAME HIGHS: RETURNS

All-Purpose Yards 100 at Seattle Seahawks, Dec 13, 2020
 94 at Chicago Bears, Oct 03, 2021

Kickoff Returns 4 at Chicago Bears, Oct 03, 2021
 3 at Seattle Seahawks, Dec 13, 2020
 ...1 more at 3.

Kickoff Return Yards 100 at Seattle Seahawks, Dec 13, 2020
 94 at Chicago Bears, Oct 03, 2021

Longest Kickoff Return 66 at Seattle Seahawks, Dec 13, 2020
 52 vs. Minnesota Vikings, Oct 06, 2019

Kickoff Return Average 23.5 at Chicago Bears, Oct 03, 2021

Special Teams Tackles 3 vs. Cleveland Browns, Dec 27, 2020
 3 vs. Washington Football Team, Oct 18, 2020

2024 GXG REGULAR SEASON (PACKERS)

DATE OPPONENT	P/S	TK	S	A	SK	YDS	INT	PD	FF	FR
09/06 at Eagles	P	0	0	0	0.0	0.0	0	0	0	0
09/15 Colts	P	0	0	0	0.0	0.0	0	0	0	0
09/22 at Titans	P	0	0	0	0.0	0.0	0	0	0	0
09/29 Vikings	S	2	2	0	0.0	0.0	0	0	0	0
10/06 at Rams	P	0	0	0	0.0	0.0	0	0	0	0
10/13 Cardinals	P	0	0	0	0.0	0.0	0	0	0	0
2024 TOTALS	6-1	2	2	0	0.0	0.0	0	0	0	0

CHRIS BROOKS

30

RUNNING BACK
BRIGHAM YOUNG

Second NFL Season | First Packers Season



Ht: 6-1 | Wt: 219 | Born: January 11, 2000 | NFL Games Played/Started: 13/0 | Acquired: FA-24

AT A GLANCE

- Originally signed by the Miami Dolphins as an undrafted free agent on May 12, 2023. Played in nine games for the Dolphins as a rookie, recording 19 carries for 106 yards (5.6 avg.), and appeared in a postseason contest.
- Spent four years at the University of California-Berkeley (2018-21) before spending one season at BYU (2022), where he registered 130 carries for 817 yards (6.3 avg.) and six TDs. His rushing average ranked No. 4 in single-season school history.

2024 SEASON: Has appeared in four games, seeing time on offense and special teams...Has rushed for 24 yards on seven carries (3.4 avg.)...Was signed to the Packers' practice squad on Sept. 3 and then was signed to the active roster on Sept. 17...**At Tennessee (Sept. 22):** Played four snaps on offense and three on special teams in his Green Bay debut, carrying the ball three times for 3 yards (1.0 avg.)...**Vs. Minnesota (Sept. 29):** Appeared on six plays on special teams...**At L.A. Rams (Oct. 6):** Played eight snaps on special teams...**Vs. Arizona (Oct. 13):** Appeared on 10 plays on offense and four on special teams, posting a season-high 21 yards rushing on four carries (5.3 avg.), including an 11-yard run with just under two minutes remaining to close out the win.

CHRIS BROOKS' NFL REGULAR-SEASON RUSHING/RECEIVING STATISTICS

DATE	TEAM	GP	GS	RUSHING					RECEIVING				
				NO.	YDS.	AVG.	LG	TD	NO.	YDS.	AVG.	LG	TD
2023	Dolphins	9	0	19	106	5.6	52	0	0	0	0.0	0	0
2024	Packers	4	0	7	24	3.4	11	0	0	0	0.0	0	0
NFL TOTALS		13	0	26	130	5.0	52	0	0	0	0.0	0	0

CHRIS BROOKS' NFL POSTSEASON RUSHING/RECEIVING STATISTICS

DATE	TEAM	GP	GS	RUSHING					RECEIVING				
				NO.	YDS.	AVG.	LG	TD	NO.	YDS.	AVG.	LG	TD
2023	Dolphins	1	0	0	0	0.0	0	0	0	0	0.0	0	0
NFL TOTALS		1	0	0	0	0.0	0	0	0	0	0.0	0	0

SINGLE-GAME HIGHS: RUSHING/RECEIVING

Rush Attempts	9 vs. Denver Broncos, Sep 24, 2023	Longest Runs	52 vs. Denver Broncos, Sep 24, 2023
	6 vs. Carolina Panthers, Oct 15, 2023		28 vs. Carolina Panthers, Oct 15, 2023
Rushing Yards	66 vs. Denver Broncos, Sep 24, 2023	All-Purpose Yards	66 vs. Denver Broncos, Sep 24, 2023
	28 vs. Carolina Panthers, Oct 15, 2023		28 vs. Carolina Panthers, Oct 15, 2023
Rushing Average	7.3 vs. Denver Broncos, Sep 24, 2023	Scrimmage Yards	66 vs. Denver Broncos, Sep 24, 2023
			28 vs. Carolina Panthers, Oct 15, 2023

2024 GXG REGULAR SEASON (PACKERS)

DATE	OPPONENT	P/S	RUSHING					RECEIVING					
			NO.	YDS.	AVG.	LG	TD	NO.	YDS.	AVG.	LG	TD	
09/06	at Eagles												
09/15	Colts												
09/22	at Titans	P	3	3	1.0	3	0	0	0	0.0	0	0	
09/29	Vikings	P	0	0	0.0	0	0	0	0	0.0	0	0	
10/06	at Rams	P	0	0	0.0	0	0	0	0	0.0	0	0	
10/13	Cardinals	P	4	21	5.3	11	0	0	0	0.0	0	0	
2024 TOTALS		4-0	7	24	3.4	11	0	0	0	0.0	0	0	

KARL BROOKS

94

DEFENSIVE LINEMAN
BOWLING GREEN

Second NFL Season | Second Packers Season



Ht: 6-3 | Wt: 296 | Born: May 8, 2000 | NFL Games Played/Started: 23/0 | Acquired: D6a-23

AT A GLANCE

- » Became the first Packers rookie to register four-plus sacks (four) and multiple fumble recoveries (two) in a season since LB Clay Matthews in 2009 and was one of only two NFL rookies to accomplish that feat during the 2023 season, joining Buccaneers LB YaYa Diaby.
- » Became the first Green Bay rookie with two fumble recoveries in a season since CB Jaire Alexander in 2018.
- » Finished his Bowling Green career with 27½ career sacks to rank No. 3 all-time in program history.
- » Started all 52 games he played in over five seasons (2018-22) and served as a team captain for his final two seasons.
- » Selected first-team All-American by Pro Football Focus, honorable mention All-American by Pro Football Network and first-team All-MAC (PFF, PFN) in 2022 and earned third-team All-MAC honors and honorable mention All-MAC (PFF) in 2021.

2024 SEASON: Has played in all six games, recording 10 tackles (six solo), 1.5 sacks, a tackle for a loss, four quarterback hits, a forced fumble and a fumble recovery... **At Philadelphia (Sept. 6):** Played 20 snaps on defense, recording a career-high four tackles (two solo). Also appeared on eight special teams snaps... **Vs. Indianapolis (Sept. 15):** Played 23 snaps on defense and three on special teams... **At Tennessee (Sept. 22):** Posted a solo tackle and a QB hit on 26 defensive snaps. Also played two special teams snaps... **Vs. Minnesota (Sept. 29):** Played 27 snaps on defense, recording two tackles (one solo)... **At L.A. Rams (Oct. 6):** Played 46 snaps on defense, posting two tackles (one solo), a career-high 1.5 sacks, a tackle for a loss and three QB hits. Recorded a full sack of QB Matthew Stafford for a loss of 8 yards on third-and-6, forcing the Rams to punt early in the fourth quarter. Split a sack of Stafford with DL Preston Smith for a loss of 7 yards on second-and-5 with 1:17 left to play, forcing the Rams to use their final timeout and into a third-and-long situation. Also saw action on two special teams plays... **Vs. Arizona (Oct. 13):** Appeared on 29 defensive snaps, posting a solo tackle, a forced fumble and a fumble recovery. Tackled QB Kyle Murray and forced him to fumble, recovering the ball at the Arizona 30 in the third quarter.

KARL BROOKS' NFL REGULAR-SEASON DEFENSIVE STATISTICS

YEAR	TEAM	GP	GS	TACKLES							INTERCEPTIONS							ST			MISC							
				TK	S	A	TFL	YDS	SK	YDS	QBH	NO	YDS	LG	TD	PD	FF	FR	TD	YDS	TK	S	A	FF	FR	S	A	
2023	Packers	17	0	20	12	8	6	34	4.0	31.0	5	0	0	0	0	4	1	2	0	0	0	0	0	0	0	0	0	0
2024	Packers	6	0	10	6	4	1	8	1.5	11.5	4	0	0	0	0	1	1	0	0	0	0	0	0	0	0	0	0	
NFL TOTALS		23	0	30	18	12	7	42	5.5	42.5	9	0	0	0	0	4	2	3	0	0	0	0	0	0	0	0	0	

KARL BROOKS' NFL POSTSEASON DEFENSIVE STATISTICS

YEAR	TEAM	GP	GS	TACKLES							INTERCEPTIONS							ST			MISC						
				TK	S	A	TFL	YDS	SK	YDS	QBH	NO	YDS	LG	TD	PD	FF	FR	TD	YDS	TK	S	A	FF	FR	S	A
2023	Packers	2	0	3	0	3	0	0	0.0	0.0	1	0	0	0	0	0	0	0	0	0	0	0	0	0	0	0	0
NFL TOTALS		2	0	3	0	3	0	0	0.0	0.0	1	0	0	0	0	0	0	0	0	0	0	0	0	0	0	0	

SINGLE-GAME HIGHS: DEFENSIVE

Total Tackles 4 at Philadelphia Eagles, Sep 06, 2024
2 at Los Angeles Rams, Oct 06, 2024
...8 more at 2.

Solo Tackles 2 at Philadelphia Eagles, Sep 06, 2024
2 vs. Chicago Bears, Jan 07, 2024
...2 more at 2.

Sacks 1.5 at Los Angeles Rams, Oct 06, 2024
1.0 vs. Chicago Bears, Jan 07, 2024
...3 more at 1.0.

Passes Defensed 2 vs. Los Angeles Rams, Nov 05, 2023
1 vs. Detroit Lions, Sep 28, 2023
...1 more at 1.

Tackles For Loss 2 vs. Chicago Bears, Jan 07, 2024
1 at Los Angeles Rams, Oct 06, 2024
...4 more at 1.

2024 GYG REGULAR SEASON (PACKERS)

DATE	OPPONENT	P/S	TK	S	A	SK	YDS	INT	PD	FF	FR
09/06	at Eagles	P	4	2	2	0.0	0.0	0	0	0	0
09/15	Colts	P	0	0	0	0.0	0.0	0	0	0	0
09/22	at Titans	P	1	1	0	0.0	0.0	0	0	0	0
09/29	Vikings	P	2	1	1	0.0	0.0	0	0	0	0
10/06	at Rams	P	2	1	1	1.5	11.5	0	0	0	0
10/13	Cardinals	P	1	1	0	0.0	0.0	0	0	1	1
2024 TOTALS		6-0	10	6	4	1.5	11.5	0	0	1	1

JAVON BULLARD

20 SAFETY GEORGIA

Rookie



Ht: 5-10 | Wt: 198 | Born: September 5, 2002 | NFL Games Played/Started: 6/6 | Acquired: D2b-24

AT A GLANCE

- » Appeared in 40 games with 22 starts at defensive back for the Bulldogs, finishing his career with 114 tackles (80 solo), eight tackles for a loss, 3½ sacks, four interceptions, 12 passes defended and a fumble recovery.
- » Earned second-team All-Southeastern Conference honors from *The Associated Press* in 2023 after ranking No. 3 on the team with a career-high 56 tackles (39 solo) while adding two INTs and seven passes defended.
- » Was named the Defensive MVP of the 2022 College Football Playoff national title game after posting two INTs and a fumble recovery against TCU.
- » Appeared in 14 contests with 10 starts in 2022, posting 46 tackles (33 solo), a career-high 3½ sacks, a career-best seven tackles for a loss, two INTs and five passes defended.
- » Was a part of Georgia defenses that finished in the top 10 in the nation in scoring defense (No. 5 in both 2022 and 2023) and total defense (No. 9 in both 2022 and 2023) in both of his final two seasons.
- » Selected by the Packers in the second round (No. 58 overall) of the 2024 NFL Draft, just the third defensive back drafted by Green Bay out of the University of Georgia (DB Darryl Jones, fourth round in 1984; CB Eric Stokes, first round in 2021).
- » Was a four-time all-region selection at Baldwin High School (Milledgeville, Ga.), recording a team-high 74 tackles, seven tackles for a loss, 10 passes defended and two sacks as a senior in 2020.

2024 SEASON: Has started all six games, recording 34 tackles (22 solo), a tackle for a loss and a pass defended...Ranks No. 3 on the team in tackles...Is tied for No. 3 on the team in special teams tackles with two...**At Philadelphia (Sept. 6):** Started and played all 76 snaps on defense in his NFL debut, finishing tied for the team lead with 11 tackles (seven solo). His 11 tackles were the most by a rookie defensive back in the NFL in a season opener since Dolphins CB Xavier Howard (11) in 2016. Also saw action on 15 special teams snaps. Became just the sixth rookie safety to start in Week 1 for the Packers since the 1970 merger and the first since S Darnell Savage at Chicago in 2019...**Vs. Indianapolis (Sept. 15):** Started and played 42 snaps on defense, posting five tackles (three solo) and his first career pass defended. Broke up a pass intended for TE Kylen Granson in the fourth quarter. Also appeared on 12 special teams snaps...**At Tennessee (Sept. 22):** Started and played 49 snaps on defense and 12 on special teams...**Vs. Minnesota (Sept. 29):** Started and played 57 snaps on defense, posting four tackles (two solo) and his first career tackle for a loss. Chased down RB Aaron Jones and tackled him from behind for a loss of 2 yards on a first-down play in the third quarter...**At L.A. Rams (Oct. 6):** Started and played 57 snaps on defense, recording seven tackles (four solo). Also posted a tackle on special teams on kickoff coverage...**Vs. Arizona (Oct. 13):** Started and played 54 snaps on defense, posting seven tackles (six solo). Also saw action on 10 special teams snaps and recorded a tackle on kickoff coverage.

JAVON BULLARD'S NFL REGULAR-SEASON DEFENSIVE STATISTICS

YEAR	TEAM	GP	GS	TK	S	A	TACKLES					INTERCEPTIONS					ST			MISC								
							TFL	YDS	SK	YDS	QBH	NO	YDS	LG	TD	PD	FF	FR	TD	YDS	TK	S	A	FF	FR	S	A	
2024	Packers	6	6	34	22	12	1	2	0.0	0.0	0	0	0	0	0	0	1	0	0	0	0	2	2	0	0	0	0	0
NFL TOTALS		6	6	34	22	12	1	2	0.0	0.0	0	0	0	0	0	1	0	0	0	0	2	2	0	0	0	0	0	0

SINGLE-GAME HIGHS: DEFENSIVE

Total Tackles 11 at Philadelphia Eagles, Sep 06, 2024
7 vs. Arizona Cardinals, Oct 13, 2024
...1 more at 7.

Solo Tackles 7 at Philadelphia Eagles, Sep 06, 2024
6 vs. Arizona Cardinals, Oct 13, 2024

Passes Defended 1 vs. Indianapolis Colts, Sep 15, 2024

Tackles For Loss 1 vs. Minnesota Vikings, Sep 29, 2024

Special Teams Tackles 1 vs. Arizona Cardinals, Oct 13, 2024
1 at Los Angeles Rams, Oct 06, 2024

2024 GXG REGULAR SEASON (PACKERS)

DATE	OPPONENT	P/S	TK	S	A	SK	YDS	INT	PD	FF	FR
09/06	at Eagles	S	11	7	4	0	0	0	0	0	0
09/15	Colts	S	5	3	2	0	0	0	1	0	0
09/22	at Titans	S	0	0	0	0	0	0	0	0	0
09/29	Vikings	S	4	2	2	0	0	0	0	0	0
10/06	at Rams	S	7	4	3	0	0	0	0	0	0
10/13	Cardinals	S	7	6	1	0	0	0	0	0	0
2024 TOTALS		6-6	34	22	12	0	0	0	1	0	0

KENNY CLARK

97

DEFENSIVE LINEMAN
UCLA

Ninth NFL Season | Ninth Packers Season



Ht: 6-3 | Wt: 314 | Born: October 4, 1995 | NFL Games Played/Started: 129/115 | Acquired: D1-16

AT A GLANCE

- Has earned three trips to the Pro Bowl (2019, 2021, 2023), joining Henry Jordan (1960-61, 1963, 1966) as the only Packers defensive tackles to make three-plus Pro Bowls.
- With 34 career sacks, passed DE Vonnie Holiday and LB Nick Perry (32) for No. 10 and LB Bryce Paup (32½) for No. 9 on Green Bay's all-time list (since 1982). Trails LB Tony Bennett (36) for the No. 8 spot on the list.
- Has five career postseason sacks, No. 4 in team history (since 1982) and No. 6 in the NFL from 2019-23.
- Has led or tied for the lead on the defensive line in tackles in seven of his eight years with the Packers.
- His 34 sacks from 2017-23 ranked No. 2 on the team over that span (LB Preston Smith, 41½) and his seven forced fumbles led the Packers.
- Earned third-team All-America honors from *The Associated Press* and first-team All-Pacific-12 recognition from the coaches and media as a junior at UCLA in 2015.

2024 SEASON: Has started all six contests, posting 13 tackles (eight solo), a fumble recovery and two QB hits, and ranks No. 2 on the team with 13 NextGenStat QB pressures (TruMedia)...With seven career fumble recoveries, is tied for No. 7 among DE, DL, DT since 2016 (Stathead.com)...**At Philadelphia (Sept. 6):** Led the defensive line with 56 snaps played, recording two tackles (one solo) and tied for the team lead with three NGS QB pressures...**Vs. Indianapolis (Sept. 15):** Played on 35 defensive snaps, registering three tackles (two solo) and three NGS QB pressures (No. 2 on the team)...**At Tennessee (Sept. 22):** Saw action on 34 defensive snaps, recording a tackle (solo) and a NGS QB pressure...**Vs. Minnesota (Sept. 29):** Led the defensive line with 55 snaps played, posting a season-high four tackles (three solo), two of which were for no gain and one for a gain of a yard. Also posted two NGS QB pressures...**At L.A. Rams (Oct. 6):** Led the defensive line with 51 snaps played, recording two tackles (one solo), two QB hits and two NGS QB pressures. Both QB hits resulted in incompletions...**Vs. Arizona (Oct. 13):** Played 44 defensive snaps to lead the defensive line, registering a tackle (assist), two NGS QB pressures (tied for the team lead) and a fumble recovery when he beat the tackle to the inside to jump on QB Kyler Murray fumble at the Green Bay 21 that happened on a botched exchange with just under six minutes to play in the fourth quarter.

REGULAR-SEASON COMPARISON: DEFENSIVE - HOUSTON TEXANS

DATE	OPP	W/L	GP/GS	TACKLES							MISC					
				TOT	SOLO	ASST	SACK	YDS.	INT	TFL	PD	QBH	TD	FF	FR	
12/4/16	GB vs. HST	W	P	2	1	1	0.0	0.0	0	0	0	0	0	0	0	0
10/25/20	GB @ HST	W	S	1	1	0	0.0	0.0	0	0	0	0	0	0	0	0
TOTALS		2/0	2/1	3	2	1	0.0	0.0	0	0	0	0	0	0	0	0

KENNY CLARK'S NFL REGULAR-SEASON DEFENSIVE STATISTICS

YEAR	TEAM	GP	GS	TK	S	A	TACKLES					INTERCEPTIONS									
							TFL	YDS	SK	YDS	QBH	NO	YDS	LG	TD	PD	FF	FR	TD	YDS	
2016	Packers	16	2	33	14	19	1	1	0.0	0.0	2	0	0	0	0	2	0	2	0	2	
2017	Packers	15	15	78	39	39	6	24	4.5	26.5	6	0	0	0	0	1	2	0	0	0	
2018	Packers	13	13	73	46	27	11	48	6.0	43.0	9	0	0	0	0	3	1	2	0	0	
2019	Packers	16	16	89	52	37	11	34	6.0	36.5	28	0	0	0	0	0	1	0	0	0	
2020	Packers	13	13	42	28	14	3	14	2.0	12.0	6	0	0	0	0	0	0	0	0	0	
2021	Packers	16	16	48	27	21	6	34	4.0	46.0	13	0	0	0	0	0	0	1	0	0	
2022	Packers	17	17	53	27	26	5	17	4.0	24.0	10	0	0	0	0	0	1	1	0	0	
2023	Packers	17	17	44	22	22	9	47	7.5	48.5	16	0	0	0	0	3	2	0	0	0	
2024	Packers	6	6	13	8	5	0	0	0.0	0.0	2	0	0	0	0	0	0	1	0	0	
NFL TOTALS		129	115	473	263	210	52	219	34.0	236.5	92	0	0	0	0	9	7	7	0	2	

KENNY CLARK'S NFL POSTSEASON DEFENSIVE STATISTICS

YEAR	TEAM	GP	GS	TK	S	A	TACKLES					INTERCEPTIONS									
							TFL	YDS	SK	YDS	QBH	NO	YDS	LG	TD	PD	FF	FR	TD	YDS	
2016	Packers	3	0	9	5	4	1	2	0.0	0.0	0	0	0	0	0	0	0	0	0	0	0
2019	Packers	2	2	7	5	2	1	2	1.0	2.0	3	0	0	0	0	0	0	0	0	0	0
2020	Packers	2	2	11	6	5	2	11	2.5	15.5	3	0	0	0	0	0	0	0	0	0	0
2021	Packers	1	1	6	4	2	1	6	1.0	6.0	2	0	0	0	0	0	0	0	0	0	0
2023	Packers	2	2	7	4	3	1	1	0.5	3.5	2	0	0	0	0	0	0	0	0	0	0
NFL TOTALS		10	7	40	24	16	6	22	5.0	27.0	10	0	0	0	0	0	0	0	0	0	0

SINGLE-GAME HIGHS: DEFENSIVE

Total Tackles 10 at Washington Redskins, Sep 23, 2018
 10 at Minnesota Vikings, Oct 15, 2017

Solo Tackles 7 vs. Arizona Cardinals, Dec 02, 2018
 7 at Washington Redskins, Sep 23, 2018
 ...1 more at 7.

Sacks 2.0 vs. Tampa Bay Buccaneers, Dec 17, 2023
 2.0 at Tampa Bay Buccaneers, Sep 25, 2022
 ...4 more at 2.0.

Passes Defensed 1 at Minnesota Vikings, Dec 31, 2023
 1 vs. Tampa Bay Buccaneers, Dec 17, 2023
 ...7 more at 1.

Forced Fumbles 1 at Chicago Bears, Sep 10, 2023
 1 vs. Minnesota Vikings, Jan 01, 2023
 ...4 more at 1.

Fumble Recoveries 1 vs. Arizona Cardinals, Oct 13, 2024
 1 vs. Minnesota Vikings, Jan 01, 2023
 ...5 more at 1.

Tackles For Loss 4 at Los Angeles Rams, Oct 28, 2018
 3 vs. Chicago Bears, Dec 15, 2019

Longest Opp Fumble Return 2 vs. New York Giants, Oct 09, 2016

2024 GXG REGULAR SEASON (PACKERS)

DATE OPPONENT	P/S	TK	S	A	SK	YDS	INT	PD	FF	FR
09/06 at Eagles	S	2	1	1	0.0	0.0	0	0	0	0
09/15 Colts	S	3	2	1	0.0	0.0	0	0	0	0
09/22 at Titans	S	1	1	0	0.0	0.0	0	0	0	0
09/29 Vikings	S	4	3	1	0.0	0.0	0	0	0	0
10/06 at Rams	S	2	1	1	0.0	0.0	0	0	0	0
10/13 Cardinals	S	1	0	1	0.0	0.0	0	0	0	1
2024 TOTALS	6-6	13	8	5	0.0	0.0	0	0	0	1

EDGERRIN COOPER

56

LINEBACKER
TEXAS A&M

Rookie



Ht: 6-2 | Wt: 229 | Born: November 17, 2001 | NFL Games Played/Started: 6/0 | Acquired: D2A-24

AT A GLANCE

- » Saw action in 45 games with 21 starts in four seasons (2020-23) at Texas A&M, recording 205 tackles (111 solo), 30½ tackles for a loss, 8½ sacks, 17 QB hurries, two interceptions, eight passes defended, three forced fumbles and two fumble recoveries.
- » Received first-team All-America honors from the Walter Camp Football Foundation, *The Associated Press* and the American Football Coaches Association to become a consensus All-America selection in 2023. Also earned first-team All-America accolades from The Athletic, ESPN and CBS Sports.
- » Earned first-team All-SEC honors from the league's coaches in 2023 and was named the Defensive MVP at the annual team banquet.
- » Played in 23 total games in 2021-22, making nine starts and finishing No. 4 on the team in tackles in each of those seasons with 58 in 2021 and 61 in 2022.
- » Selected by the Packers with the first of two picks in the second round (No. 45 overall) of the 2024 NFL Draft, becoming just the second Texas A&M linebacker to be drafted by Green Bay (Johnny Holland, second round, No. 41 overall, 1987).
- » Was a three-year letterwinner at Covington (La.) High School, where he played running back and linebacker.

2024 SEASON: Has played in all six games, recording 23 tackles (15 solo), 1.5 sacks, two tackles for a loss, three quarterback hits, a pass defended and a fumble recovery...Is tied for No. 2 on the team in special teams tackles with three...**At Philadelphia (Sept. 6):** Made his NFL debut, playing 11 snaps on defense and recording three tackles (two solo) and a pass defended. Broke up a pass intended for WR A.J. Brown on the first play of the fourth quarter. Also saw action on seven special teams snaps and made a tackle on kickoff coverage that pinned Philadelphia inside its own 20...**Vs. Indianapolis (Sept. 15):** Appeared on seven defensive snaps, recording a solo tackle. Also played five snaps on special teams...**At Tennessee (Sept. 22):** Played 18 snaps on defense, recording three tackles (all assists), a QB hit and his first career shared sack. Combined with DL Kingsley Enagbare to sack QB Will Levis for a loss of 11 yards on third-and-long, forcing Tennessee to punt in the fourth quarter. Also played six snaps on special teams, recording a tackle on kickoff coverage...**Vs. Minnesota (Sept. 29):** Recorded his first career tackle for a loss and fumble recovery and posted four tackles (all solo) on 21 defensive snaps. In the fourth quarter, recovered QB Sam Darnold's fumble that was forced by CB Keisean Nixon and returned it 4 yards to set up the Packers' offense to score two plays later, making it a one-score game with 10:16 left. On Minnesota's next drive, tackle Darnold for a loss of 5 yards and helped hold the Vikings to just a field goal. Also saw action on five special teams plays...**At L.A. Rams (Oct. 6):** Played 30 snaps on defense, recording five tackles (three solo), his first career full sack, a tackle for a loss and two QB hits. Sacked QB Matthew Stafford for a loss of 9 yards on third-and-long in the second quarter, forcing the Rams to punt. Pressured Stafford on the Rams' final offensive play of the game, a pass on fourth-and-5 that fell incomplete and forced a turnover on downs to seal the game...**Vs. Arizona (Oct. 13):** Recorded a career-high seven tackles (five solo) on 38 defensive snaps. Also played seven snaps on special teams, posting a tackle on kickoff coverage.

EDGERRIN COOPER'S NFL REGULAR-SEASON DEFENSIVE STATISTICS

YEAR	TEAM	GP	GS	TACKLES					INTERCEPTIONS					ST					MISC								
				TK	S	A	TFL	YDS	SK	YDS	QBH	NO	YDS	LG	TD	PD	FF	FR	TD	YDS	TK	S	A	FF	FR	S	A
2024	Packers	6	0	23	15	8	2	14	1.5	14.5	3	0	0	0	1	0	1	0	4	3	2	1	0	0	0	0	0
NFL TOTALS		6	0	23	15	8	2	14	1.5	14.5	3	0	0	0	1	0	1	0	4	3	2	1	0	0	0	0	0

SINGLE-GAME HIGHS: DEFENSIVE

Total Tackles 7 vs. Arizona Cardinals, Oct 13, 2024
5 at Los Angeles Rams, Oct 06, 2024

Solo Tackles 5 vs. Arizona Cardinals, Oct 13, 2024
4 vs. Minnesota Vikings, Sep 29, 2024
1.0 at Los Angeles Rams, Oct 06, 2024
0.5 at Tennessee Titans, Sep 22, 2024

Fumble Recoveries 1 vs. Minnesota Vikings, Sep 29, 2024
Tackles For Loss 1 at Los Angeles Rams, Oct 06, 2024
1 vs. Minnesota Vikings, Sep 29, 2024

Special Teams Tackles 1 vs. Arizona Cardinals, Oct 13, 2024
1 at Tennessee Titans, Sep 22, 2024
...1 more at 1.

2024 GXG REGULAR SEASON (PACKERS)

DATE	OPPONENT	P/S	TK	S	A	SK	YDS	INT	PD	FF	FR
09/06	at Eagles	P	3	2	1	0.0	0.0	0	1	0	0
09/15	Colts	P	1	1	0	0.0	0.0	0	0	0	0
09/22	at Titans	P	3	0	3	0.5	5.5	0	0	0	0
09/29	Vikings	P	4	4	0	0.0	0.0	0	0	0	1
10/06	at Rams	P	5	3	2	1.0	9.0	0	0	0	0
10/13	Cardinals	P	7	5	2	0.0	0.0	0	0	0	0
2024 TOTALS		6-0	23	15	8	1.5	14.5	0	1	0	1

BRENTON COX JR.

57

DEFENSIVE LINEMAN
FLORIDA

Second NFL Season | Second Packers Season



Ht: 6-4 | Wt: 250 | Born: January 30, 2000 | NFL Games Played/Started: 4/0 | Acquired: FA-23

AT A GLANCE

- » Was active for five games, playing in four contests, and was inactive (healthy scratch) for the other 12 regular-season games as a rookie in 2023.
- » Originally signed by Green Bay as an undrafted free agent on May 5, 2023.
- » Spent one season at Georgia (2018) and three seasons at Florida (2020-22).
- » Appeared in 46 games with 34 starts during his collegiate career.
- » Registered 137 tackles (69 solo), 34 tackles for a loss, 15½ sacks, 40 QB hurries, 10 passes defended, a forced fumble and a fumble recovery.
- » Earned second-team All-SEC honors from *The Associated Press* after posting 41 tackles (21 solo), 9½ tackles for a loss, four sacks and a team-high 18 QB hurries in his first season at Florida (2020).

2024 SEASON: Has been inactive (healthy scratch) for all six games...**At Philadelphia (Sept. 6):** Inactive (healthy scratch)...**Vs. Indianapolis (Sept. 15):** Inactive (healthy scratch)...**At Tennessee (Sept. 22):** Inactive (healthy scratch)...**Vs. Minnesota (Sept. 29):** Inactive (healthy scratch)...**At L.A. Rams (Oct. 6):** Inactive (healthy scratch)...**Vs. Arizona (Oct. 13):** Inactive (healthy scratch).

BRENTON COX JR.'S NFL REGULAR-SEASON DEFENSIVE STATISTICS

YEAR	TEAM	GP	GS	TACKLES							INTERCEPTIONS							ST				MISC					
				TK	S	A	TFL	YDS	SK	YDS	QBH	NO	YDS	LG	TD	PD	FF	FR	TD	YDS	TK	S	A	FF	FR	S	A
2023	Packers	4	0	0	0	0	0	0	0	0.0	0.0	0	0	0	0	0	0	0	0	0	0	0	0	0	0	0	0
NFL TOTALS		4	0	0	0	0	0	0	0	0.0	0.0	0	0	0	0	0	0	0	0	0	0	0	0	0	0	0	0

2024 GXG REGULAR SEASON (PACKERS)

DATE	OPPONENT	P/S	TK	S	A	SK	YDS	INT	PD	FF	FR
09/06	at Eagles										
09/15	Colts										
09/22	at Titans										
09/29	Vikings										
10/06	at Rams										
10/13	Cardinals										
2024 TOTALS			0	0	0	0	0.0	0	0	0	0

TYLER DAVIS

84

TIGHT END
GEORGIA TECH

Fifth NFL Season | Fourth Packers Season



Ht: 6-4 | Wt: 252 | Born: April 2, 1997 | NFL Games Played/Started: 39/1 | Acquired: FA-21 (PS-Ind.)

AT A GLANCE

- » Played in all 17 games with one start in 2022, appearing on a team-high 342 plays on special teams and ranking No. 4 on the club with a career-high 10 tackles on special teams.
- » Appeared in 14 games for the Packers in 2021, recording four catches for 35 yards (8.8 avg.) along with five tackles on special teams.
- » Ranked No. 1 on the Packers in 2021-22 with 15 tackles on special teams over those two seasons.
- » Played in eight games as a rookie for the Jacksonville Jaguars in 2020, seeing time primarily on special teams.
- » Appeared in 48 games with 26 starts during his collegiate career (Connecticut, 2016-18; Georgia Tech, 2019), posting 64 catches for 648 yards (10.1 avg.) and eight TDs.
- » Posted six TD receptions as a junior at Connecticut in 2018, tied for the second most in a season in school history by a tight end.

2024 SEASON: Placed on injured reserve on Aug. 27.

TYLER DAVIS' NFL REGULAR-SEASON RECEIVING STATISTICS

DATE	TEAM	GP	GS	RECEIVING				TD
				NO.	YDS.	AVG.	LG	
2020	Jaguars	8	0	0	0	0.0	0	0
2021	Packers	14	0	4	35	8.8	22	0
2022	Packers	17	1	4	26	6.5	23	0
NFL TOTALS		39	1	8	61	7.6	23	0

TYLER DAVIS' NFL POSTSEASON RECEIVING STATISTICS

DATE	TEAM	GP	GS	RECEIVING				TD
				NO.	YDS.	AVG.	LG	
2021	Packers	1	0	0	0	0.0	0	0
NFL TOTALS		1	0	0	0	0.0	0	0

SINGLE-GAME HIGHS: RECEIVING

Receptions 2 at Tampa Bay Buccaneers, Sep 25, 2022
2 vs. Minnesota Vikings, Jan 02, 2022

Receiving Yards 26 at Tampa Bay Buccaneers, Sep 25, 2022
22 at Baltimore Ravens, Dec 19, 2021

Longest Receptions 23 at Tampa Bay Buccaneers, Sep 25, 2022
22 at Baltimore Ravens, Dec 19, 2021


Special Teams Tackles 2 vs. Minnesota Vikings, Jan 01, 2023
2 vs. Los Angeles Rams, Dec 19, 2022
...1 more at 2.

ANDRE DILLARD

73

TACKLE
WASHINGTON STATE

Sixth NFL Season | First Packers Season



Ht: 6-5 | Wt: 315 | Born: October 3, 1995 | NFL Games Played/Started: 62/19 | Acquired: FA-24

AT A GLANCE

- » Appeared in 16 games with a career-high 10 starts for the Tennessee Titans in 2023, with all 10 starts coming at left tackle.
- » Played in 59 games with 19 starts (18 at LT, one at RT) from 2019-23, spending his first four seasons in the NFL with the Philadelphia Eagles (2019-22).
- » Was selected by the Eagles in the first round (No. 22 overall) of the 2019 NFL Draft, becoming the first-ever Washington State offensive lineman to be drafted in the first round.
- » Earned first-team All-Pacific-12 honors as a senior in 2018 and was part of a line that helped the Cougars rank No. 8 in the nation in sacks allowed (13.0 in 13 games).
- » Helped Washington State rank in the top three in the country in passing yards in each of his final three seasons (No. 1 in 2018, No. 2 in 2017, No. 3 in 2016) as the Cougars ranked No. 1 in the nation in passing yards from 2016-18.

2024 SEASON: Has appeared in three games, seeing action on special teams...Dressed, but did not play in one contest and was inactive (healthy scratch) for two games...**At Philadelphia (Sept. 6):** Dressed, but did not see any action...**Vs. Indianapolis (Sept. 15):** Inactive (healthy scratch)...**At Tennessee (Sept. 22):** Appeared on seven plays on special teams in his Green Bay debut...**Vs. Minnesota (Sept. 29):** Played five snaps on special teams...**At L.A. Rams (Oct. 6):** Appeared on four snaps on special teams...**Vs. Arizona (Oct. 13):** Inactive (healthy scratch).

ANDRE DILLARD'S NFL REGULAR-SEASON STATISTICS

DATE	TEAM	GP	GS
2019	Eagles	16	4
2021	Eagles	15	5
2022	Eagles	12	0
2023	Titans	16	10
2024	Packers	3	0
NFL TOTALS		62	19

ANDRE DILLARD'S NFL POSTSEASON STATISTICS

DATE	TEAM	GP	GS
2019	Eagles	1	0
2021	Eagles	1	0
2022	Eagles	3	0
NFL TOTALS		5	0

AJ DILLON

28

RUNNING BACK
BOSTON COLLEGE

Fifth NFL Season | Fifth Packers Season



Ht: 6-0 | Wt: 247 | Born: May 2, 1998 | NFL Games Played/Started: 60/11 | Acquired: D2-20

AT A GLANCE

- » Ranked No. 2 on the team with 2,928 yards from scrimmage over the last three seasons (2021-23).
- » Was one of only two running backs in the league (Steelers RB Najee Harris) to rush for 750-plus yards and play in all 17 games in both 2021 and 2022.
- » Led the team with a career-best seven rushing TDs in 2022 despite starting only three games, the most rushing TDs by a Green Bay player with three or fewer starts since RB Vince Workman in 1991 (seven rushing TDs, zero starts).
- » Posted at least one rushing TD in five straight games in 2022 (Weeks 12-13, 15-17), tied for the fourth-longest streak in franchise history.
- » Posted a career-best 124 yards rushing and a career-high two TDs on 21 carries (5.9 avg.) in 2020 vs. Tennessee in Week 16, becoming the first rookie in franchise history to rush for 120-plus yards and two TDs in a game.
- » Was a three-time All-Atlantic Coast Conference first-team selection and finished his career as Boston College's all-time leader in rushing yards (4,238), rushing touchdowns (38) and all-purpose yards (4,618).

2024 SEASON: Placed on injured reserve on Aug. 27.

AJ DILLON'S NFL REGULAR-SEASON RUSHING/RECEIVING STATISTICS

DATE	TEAM	GP	GS	RUSHING					RECEIVING				
				NO.	YDS.	AVG.	LG	TD	NO.	YDS.	AVG.	LG	TD
2020	Packers	11	0	46	242	5.3	30t	2	2	21	10.5	16	0
2021	Packers	17	2	187	803	4.3	36	5	34	313	9.2	50	2
2022	Packers	17	3	186	770	4.1	27	7	28	206	7.4	17	0
2023	Packers	15	6	178	613	3.4	40	2	22	223	10.1	35	0
NFL TOTALS		60	11	597	2,428	4.1	40	16	86	763	8.9	50	2

AJ DILLON'S NFL POSTSEASON RUSHING/RECEIVING STATISTICS

DATE	TEAM	GP	GS	RUSHING					RECEIVING				
				NO.	YDS.	AVG.	LG	TD	NO.	YDS.	AVG.	LG	TD
2020	Packers	2	0	9	44	4.9	9	0	1	13	13.0	13	0
2021	Packers	1	0	7	25	3.6	6t	1	0	0	0.0	0	0
NFL TOTALS		3	0	16	69	4.3	9	1	1	13	13.0	13	0

SINGLE-GAME HIGHS: RUSHING/RECEIVING

Rush Attempts	21 vs. Seattle Seahawks, Nov 14, 2021 21 vs. Tennessee Titans, Dec 27, 2020	Receiving Yards	62 vs. Seattle Seahawks, Nov 14, 2021 49 at Cincinnati Bengals, Oct 10, 2021
Rushing Yards	124 vs. Tennessee Titans, Dec 27, 2020 93 at Chicago Bears, Dec 04, 2022	Receiving Average	12.7 at Detroit Lions, Nov 23, 2023 12.3 at Cincinnati Bengals, Oct 10, 2021
Rushing Average	8.0 at Philadelphia Eagles, Nov 27, 2022 7.8 at Pittsburgh Steelers, Nov 12, 2023	Longest Receptions	50 vs. Seattle Seahawks, Nov 14, 2021 35 at New York Giants, Dec 11, 2023
Longest Runs	40 at Pittsburgh Steelers, Nov 12, 2023 36 at Chicago Bears, Oct 17, 2021	Receiving TDs	1 vs. Los Angeles Rams, Nov 28, 2021 1 at Cincinnati Bengals, Oct 10, 2021
Rushing TDs	2 vs. Los Angeles Rams, Dec 19, 2022 2 vs. Minnesota Vikings, Jan 02, 2022 ...2 more at 2.	Most TDs	2 vs. Los Angeles Rams, Dec 19, 2022 2 vs. Minnesota Vikings, Jan 02, 2022 ...2 more at 2.
Receptions	6 at Minnesota Vikings, Nov 21, 2021 5 vs. Minnesota Vikings, Oct 29, 2023 ...2 more at 5.	Scrimmage Yards	129 vs. Tennessee Titans, Dec 27, 2020 128 vs. Seattle Seahawks, Nov 14, 2021

ROMEO DOUBS

87

WIDE RECEIVER
NEVADA

Third NFL Season | Third Packers Season



Ht: 6-2 | Wt: 204 | Born: April 13, 2000 | NFL Games Played/Started: 35/27 | Acquired: D4a-22

AT A GLANCE

- » Last name is pronounced DOBBS.
- » Is one of only three players in team history to post 100-plus catches, 1,000-plus receiving yards and 10-plus receiving TDs in his first two NFL seasons, joining WRs James Lofton (1978-79) and Sterling Sharpe (1988-89). Was the only player selected in the 2022 NFL Draft to hit those marks in the last two seasons.
- » Was tied for the team lead and tied for No. 8 in the NFL with eight receiving TDs in 2023, including seven receiving TDs in the red zone (No. 4 in the league).
- » Played in 13 games with seven starts as a rookie in 2022 and ranked No. 4 on the team with 42 catches for 425 yards (10.1 avg.) and three TDs (No. 4 on the team).
- » Posted 26 catches in the first six games in 2022, the most in franchise history by a rookie in the team's opening six contests.
- » Earned first-team All-Mountain West honors as a senior at Nevada in 2021 after tying for the conference lead with 11 receiving TDs and ranking No. 2 in receiving yards per game (100.8).
- » Led the Mountain West in receiving yards (1,002) as a junior in 2020 and was tied for the conference lead with nine TD catches. Among players with 50-plus catches, ranked No. 3 in the nation in yards per catch (17.3).

2024 SEASON: Has appeared in five games with four starts and ranks No. 3 on the team with 15 receptions for 218 yards (14.5 avg.) and two TDs, with 12 of his catches (80.0 pct.) going for first downs...Was placed on reserve/suspended by the club on Oct. 5 and did not play in Week 5 at the L.A. Rams...**At Philadelphia (Sept. 6):** Started and played 58 of 67 snaps, tying for the team lead with four receptions for 50 yards (12.5 avg.)...**Vs. Indianapolis (Sept. 15):** Started and played 55 of 70 snaps, pacing the team with 62 receiving yards on three catches (20.7 avg.), highlighted by a 39-yard grab on third down over CB Jaylon Jones early in the fourth quarter down to the Indianapolis 16...**At Tennessee (Sept. 22):** Started and played 46 of 63 snaps, posting an 18-yard reception...**Vs. Minnesota (Sept. 29):** Started and played 65 of 76 snaps, hauling in four passes for 39 yards (9.8 avg.)...**Vs. Arizona (Oct. 13):** Played 54 of 73 snaps, catching three passes for 49 yards (16.3 avg.) and two TDs to match his career high (at Chicago on Sept. 10, 2023). Hauled in a 10-yard TD catch early in the second quarter and added another late in the third quarter when he made a 20-yard grab.

ROMEO DOUBS' NFL REGULAR-SEASON RUSHING/RECEIVING STATISTICS

DATE	TEAM	GP	GS	RECEIVING				RUSHING					
				NO.	YDS.	AVG.	LG	TD	NO.	YDS.	AVG.	LG	TD
2022	Packers	13	7	42	425	10.1	26	3	1	11	11.0	11	0
2023	Packers	17	16	59	674	11.4	36	8	0	0	0.0	0	0
2024	Packers	5	4	15	218	14.5	39	2	0	0	0.0	0	0
NFL TOTALS		35	27	116	1,317	11.4	39	13	1	11	11.0	11	0

ROMEO DOUBS' NFL POSTSEASON RUSHING/RECEIVING STATISTICS

DATE	TEAM	GP	GS	RECEIVING				RUSHING					
				NO.	YDS.	AVG.	LG	TD	NO.	YDS.	AVG.	LG	TD
2023	Packers	2	2	10	234	23.4	46	1	0	0	0.0	0	0
NFL TOTALS		2	2	10	234	23.4	46	1	0	0	0.0	0	0

SINGLE-GAME HIGHS: RECEIVING

Receptions	9 vs. Detroit Lions, Sep 28, 2023	Longest Receptions	39 vs. Indianapolis Colts, Sep 15, 2024
Receiving Yards	8 at Tampa Bay Buccaneers, Sep 25, 2022	Receiving TDs	36 at Carolina Panthers, Dec 24, 2023
	95 vs. Detroit Lions, Sep 28, 2023		2 vs. Arizona Cardinals, Oct 13, 2024
	79 at Carolina Panthers, Dec 24, 2023		2 at Chicago Bears, Sep 10, 2023
Receiving Average	20.7 vs. Indianapolis Colts, Sep 15, 2024	Scrimmage Yards	95 vs. Detroit Lions, Sep 28, 2023
	19.8 at Carolina Panthers, Dec 24, 2023		79 at Carolina Panthers, Dec 24, 2023

2024 GXG REGULAR SEASON (PACKERS)

DATE	OPPONENT	P/S	RECEIVING				RUSHING					
			NO.	YDS.	AVG.	LG	TD	NO.	YDS.	AVG.	LG	TD
09/06	at Eagles	S	4	50	12.5	19	0	0	0	0.0	0	0
09/15	Colts	S	3	62	20.7	39	0	0	0	0.0	0	0
09/22	at Titans	S	1	18	18.0	18	0	0	0	0.0	0	0
09/29	Vikings	S	4	39	9.8	20	0	0	0	0.0	0	0
10/06	at Rams							DID NOT PLAY				
10/13	Cardinals	P	3	49	16.3	20t	2	0	0	0.0	0	0
2024 TOTALS		5-4	15	218	14.5	39	2	0	0	0.0	0	0

KINGSLEY ENAGBARE

55

DEFENSIVE LINEMAN
SOUTH CAROLINA

Third NFL Season | Third Packers Season



Ht: 6-4 | Wt: 258 | Born: January 18, 2000 | NFL Games Played/Started: 40/11 | Acquired: D5-22

AT A GLANCE

- » Last name is pronounced ee-nag-BAR-ee.
- » One of five players on Green Bay's defense to play in all 34 regular-season games in 2022-23.
- » Saw action in all 17 games with four starts in his second season (2023) and recorded a career-high 35 tackles (25 solo), two sacks, eight tackles for a loss (tied for No. 2 on the team), six quarterback hits, a pass defended, a forced fumble and a fumble recovery.
- » Played in all 17 games with seven starts as a rookie in 2022, registering 31 tackles (18 solo), three sacks, five tackles for a loss, eight QB hits and three passes defended.
- » Earned first-team All-Southeastern Conference honors and third-team All-America recognition from Pro Football Focus as a senior in 2021 after leading the team in tackles for a loss (seven), sacks (4½) and QB hurries (11).
- » Finished his junior season (2020) with a career-high six sacks on his way to earning first-team All-SEC honors from the coaches and second-team recognition from *The Associated Press*.

2024 SEASON: Has played in all six games, recording nine tackles (three solo), a tackle for a loss, 1.5 sacks, three quarterback hits and a career-high and team-leading two forced fumbles...**At Philadelphia (Sept. 6):** Played 30 snaps on defense and 17 on special teams...**Vs. Indianapolis (Sept. 15):** Appeared on 31 defensive snaps, recording an assisted tackle when he helped CB Carrington Valentine take down RB Jonathan Taylor after a gain of only 2 yards...**At Tennessee (Sept. 22):** Posted a season-high four tackles (one solo), a career-high 1.5 sacks, a tackle for a loss, two QB hits and a forced fumble on 22 defensive snaps. Sacked QB Will Levis and forced a fumble late in the third quarter, which was recovered by DL Lukas Van Ness. Split a sack of Levis with LB Edgerrin Cooper for a loss of 11 yards on third-and-long, forcing the Titans to punt midway through the fourth quarter. Also saw action on 11 special teams snaps...**Vs. Minnesota (Sept. 29):** Played 23 snaps on defense and 12 on special teams...**At L.A. Rams (Oct. 6):** Played 28 defensive snaps, posting three tackles (one solo), a QB hit and a forced fumble. Forced RB Kyren Williams to fumble on a run up the middle and S Xavier McKinney recovered the ball, returning it 7 yards and setting up a Green Bay TD two plays later. Also saw action on 10 special teams plays...**Vs. Arizona (Oct. 13):** Played 27 snaps on defense and nine on special teams, recording a solo tackle on defense.

KINGSLEY ENAGBARE'S NFL REGULAR-SEASON DEFENSIVE STATISTICS

YEAR	TEAM	GP	GS	TACKLES								INTERCEPTIONS								ST				MISC												
				TK	S	A	TFL	YDS	SK	YDS	QBH	NO	YDS	LG	TD	PD	FF	FR	TD	YDS	TK	S	A	FF	FR	S	A									
2022	Packers	17	7	31	18	13	5	17	3.0	8.0	8	0	0	0	0	3	0	0	0	0	0	0	0	0	0	0	0	0	0	0	0	0	0	0	0	0
2023	Packers	17	4	35	25	10	8	15	2.0	9.0	6	0	0	0	0	1	1	1	0	0	2	2	0	0	0	0	0	0	0	0	0	0	0	0	0	
2024	Packers	6	0	9	3	6	1	14	1.5	19.5	3	0	0	0	0	2	0	0	0	0	0	0	0	0	0	0	0	0	0	0	0	0	0	0	0	
NFL TOTALS		40	11	75	46	29	14	46	6.5	36.5	17	0	0	0	0	4	3	1	0	0	2	2	0	0	0	0	0	0	0	0	0	0	0	0	0	

KINGSLEY ENAGBARE'S NFL POSTSEASON DEFENSIVE STATISTICS

YEAR	TEAM	GP	GS	TACKLES								INTERCEPTIONS								ST				MISC											
				TK	S	A	TFL	YDS	SK	YDS	QBH	NO	YDS	LG	TD	PD	FF	FR	TD	YDS	TK	S	A	FF	FR	S	A								
2023	Packers	1	0	1	1	0	0	0	0.0	0.0	2	0	0	0	0	0	0	0	0	0	0	0	0	0	0	0	0	0	0	0	0	0	0	0	0
NFL TOTALS		1	0	1	1	0	0	0	0.0	0.0	2	0	0	0	0	0	0	0	0	0	0	0	0	0	0	0	0	0	0	0	0	0	0	0	0

SINGLE-GAME HIGHS: DEFENSIVE

Total Tackles	7 at Philadelphia Eagles, Nov 27, 2022 5 vs. Detroit Lions, Sep 28, 2023 ...1 more at 5.	Forced Fumbles	1 at Los Angeles Rams, Oct 06, 2024 1 at Tennessee Titans, Sep 22, 2024 ...1 more at 1.
Solo Tackles	4 vs. Detroit Lions, Sep 28, 2023 3 vs. New Orleans Saints, Sep 24, 2023 ...2 more at 3.	Tackles For Loss	2 vs. Chicago Bears, Jan 07, 2024 2 at Las Vegas Raiders, Oct 09, 2023 ...1 more at 2.
Sacks	1.5 at Tennessee Titans, Sep 22, 2024 1.0 vs. Tampa Bay Buccaneers, Dec 17, 2023 1.0 at Las Vegas Raiders, Oct 09, 2023 ...3 more at 1.0.	Special Teams Tackles	1 at Denver Broncos, Oct 22, 2023 1 at Atlanta Falcons, Sep 17, 2023
Passes Defended	1 at Chicago Bears, Sep 10, 2023 1 at Miami Dolphins, Dec 25, 2022 ...2 more at 1.		


2024 GXG REGULAR SEASON (PACKERS)

DATE	OPPONENT	P/S	TK	S	A	SK	YDS	INT	PD	FF	FR
09/06	at Eagles	P	0	0	0	0	0.0	0	0	0	0
09/15	Colts	P	1	0	1	0	0.0	0	0	0	0
09/22	at Titans	P	4	1	3	1.5	19.5	0	0	1	0
09/29	Vikings	P	0	0	0	0	0.0	0	0	0	0
10/06	at Rams	P	3	1	2	0	0	0	0	1	0
10/13	Cardinals	P	1	1	0	0	0.0	0	0	0	0
2024 TOTALS		6-0	9	3	6	1.5	19.5	0	0	2	0

JOHN FITZPATRICK

86

TIGHT END
GEORGIA



Third NFL Season | First Packers Season



Ht: 6-7 | Wt: 262 | Born: March 9, 2000 | NFL Games Played/Started: 9/0 | Acquired: FA-24 (PS-Atl.)

AT A GLANCE

- » Appeared in nine games for the Atlanta Falcons in 2023, posting a 12-yard reception.
- » Spent his entire rookie season (2022) on injured reserve after being drafted by the Falcons in the sixth round (No. 213 overall) of the 2022 NFL Draft.
- » Played in 38 games with 13 starts in three seasons at Georgia (2019-21) after redshirting in 2018, recording 17 catches for 200 yards (11.8 avg.) and a TD.

2024 SEASON: Has been active for one game, but did not play...Was signed to Green Bay's active roster from the Atlanta Falcons' practice squad on Oct. 11...**Vs. Arizona (Oct. 13):** Inactive (healthy scratch)

REGULAR-SEASON COMPARISON: RECEIVING - HOUSTON TEXANS

DATE	OPP	W/L	GP/GS	REC	YDS.	AVG.	TD	LG	TGTS	YAC
10/8/23	ATL vs. HST	W	P	0	0	0	0	0	0	0
TOTALS			1/0	1/0	0	0	0	0	0	0

JOHN FITZPATRICK'S NFL REGULAR-SEASON RUSHING/RECEIVING STATISTICS

DATE	TEAM	GP	GS	RECEIVING					RUSHING				
				NO.	YDS.	AVG.	LG	TD	NO.	YDS.	AVG.	LG	TD
2023	Falcons	9	0	1	12	12.0	12	0	0	0	0.0	0	0
NFL TOTALS		9	0	1	12	12.0	12	0	0	0	0.0	0	0

SINGLE-GAME HIGHS: RECEIVING

Receptions 1 at New Orleans Saints, Jan 07, 2024
 Receiving Yards 12 at New Orleans Saints, Jan 07, 2024
 Longest Receptions 12 at New Orleans Saints, Jan 07, 2024
 All-Purpose Yards 12 at New Orleans Saints, Jan 07, 2024

Special Teams Tackles 2 at Tennessee Titans, Oct 29, 2023
 1 at Detroit Lions, Sep 24, 2023
 Miscellaneous Tackles 1 at New Orleans Saints, Jan 07, 2024
 Scrimmage Yards 12 at New Orleans Saints, Jan 07, 2024

2024 GXG REGULAR SEASON (FALCONS/PACKERS)

DATE	OPPONENT	P/S	RECEIVING					RUSHING					
			NO.	YDS.	AVG.	LG	TD	NO.	YDS.	AVG.	LG	TD	
09/08	Steelers												
09/16	at Eagles												
09/22	Chiefs												
09/29	Saints												
10/03	Buccaneers												
10/13	Cardinals												
2024 TOTALS		0-0	0	0	0.0	0	0	0	0	0.0	0	0	

JONATHAN FORD

99

DEFENSIVE LINEMAN
MIAMI (FLA.)

Second NFL Season | Second Packers Season



Ht: 6-5 | Wt: 338 | Born: September 29, 1998 | Acquired: D7b-22

AT A GLANCE

- » Spent the entire 2023 season on Green Bay's practice squad and was inactive (healthy scratch) for the Packers for all 17 games as a rookie in 2022.
- » Appeared in 50 games with 30 starts in five seasons with the Hurricanes (2017-21), recording 60 tackles (21 solo), eight tackles for a loss, three sacks, a pass defended and a forced fumble.
- » In his final season with the Hurricanes in 2021, appeared in 10 games with eight starts, finishing with 14 tackles (four solo) and a tackle for a loss. Was selected to play in the NFLPA Collegiate Bowl in Pasadena, Calif., in January 2022.
- » Selected by the Packers with the second of four picks in the seventh round (No. 234 overall) of the 2022 NFL Draft, a pick acquired from Denver along with a fifth-round selection (No. 179 overall) in exchange for Green Bay's fifth-round pick (No. 171 overall).
- » Became just the second defensive player from the University of Miami (Fla.) to be drafted by the Packers, joining LB Jonathan Garvin (seventh round in 2020).

2024 SEASON: Placed on injured reserve/designated for return on Aug. 27.

RASHAN GARY

52

DEFENSIVE LINEMAN
MICHIGAN

Sixth NFL Season | Sixth Packers Season



Ht: 6-5 | Wt: 277 | Born: December 3, 1997 | NFL Games Played/Started: 79/48 | Acquired: D1a-19

AT A GLANCE

- » In 2023, was one of four NFL players with nine-plus sacks (nine), two-plus forced fumbles (two) and two-plus fumble recoveries (two) during the regular season.
- » From 2020-23, ranked in the top 10 among NFL linebackers in fumble recoveries (five, t-No. 4), QB hits per game (1.28, No. 5), QB hits (73, No. 7), sacks (29.5, t-No. 9), sacks per game (0.52, No. 9) and NextGenStats QB pressures (73, No. 10), according to TruMedia.
- » Started nine contests in 2022 before a knee injury ended his season. From Weeks 1-9, ranked in the top 10 among NFL linebackers in QB hits (12, t-No. 6), sacks (six, t-No. 8) and pressures (27, No. 9) according to TruMedia.
- » Led the team in both sacks (9½) and QB hits (28, No. 7 in the NFL) in 2021 and finished No. 5 among NFL LBs with 53 QB pressures according to NFL Next Gen Stats.
- » Finished No. 2 on the team with five sacks and tied for No. 2 on the team with 11 QB hits in 2020. Also appeared in both postseason contests, finishing with 1½ sacks (No. 2 on the team) and three QB hits (tied for No. 1 on the team).
- » Earned first-team All-Big Ten recognition from the league's coaches as a sophomore and as a junior at the University of Michigan, also earning second-team honors from *The Associated Press* in both of those seasons.

2024 SEASON: Has started all six contests, recording 14 tackles (eight solo), a tackle for a loss, a sack, three QB hits (tied for No. 3 on the team) and a pass defended, and is No. 1 on the team with 16 NextGenStat QB pressures (TruMedia)...**At Philadelphia (Sept. 6):** Played 49 defensive snaps, contributing three tackles (one solo), two QB hits, three NGS QB pressures, a tackle for a loss, a pass defended and beat T Lane Johnson around the corner to sack QB Jalen Hurts for a loss of 6 yards on a third-and-8 early in the third quarter to force a punt...**Vs. Indianapolis (Sept. 15):** Led the defensive line with 37 snaps played and finished No. 3 on the team with two NGS QB pressures...**At Tennessee (Sept. 22):** Led the defensive line with 37 snaps played and posted two tackles (one solo) and tied for the team lead with four NGS QB pressures. On three of his four pressures, the Packers recorded a sack and the other led to an incomplection...**Vs. Minnesota (Sept. 29):** Saw action on 45 defensive plays, recording four tackles (all solo) and tying for No. 2 on the team with two NGS QB pressures. All four tackles were within 3 yards of the line of scrimmage, including chasing down RB Aaron Jones outside for no gain on a third-and-1 at the Green Bay 4-yard line with just over three minutes to play in the game. The Packers stopped the Vikings on the ensuing play for a turnover on downs...**At L.A. Rams (Oct. 6):** Played 49 defensive snaps, registering two tackles (one solo) and tying for the team lead with three NGS QB pressures, which resulted in two incomplections, one on a third down and one on a fourth down, and a third-down sack by DL Karl Brooks...**Vs. Arizona (Oct. 13):** Saw action on 38 defensive snaps and finished with three tackles (one solo), a QB hit and two NGS QB pressures.

REGULAR-SEASON COMPARISON: DEFENSIVE - HOUSTON TEXANS

DATE	OPP	TACKLES										MISC			
		W	GP/GS	TOT	SOLO	ASST	SACK	YDS.	INT	TFL	PD	QBH	TD	FF	FR
10/25/20	GB @ HST	W	P	0	0	0	0.0	0.0	0	0	0	0	0	0	0
TOTALS		1/0	1/0	0	0	0	0.0	0.0	0	0	0	0	0	0	

RASHAN GARY'S NFL REGULAR-SEASON DEFENSIVE STATISTICS

YEAR	TEAM	GP	GS	TK	S	TACKLES					INTERCEPTIONS					ST			MISC														
						A	TFL	YDS	SK	YDS	QBH	NO	YDS	LG	TD	PD	FF	FR	TD	YDS	TK	S	A	FF	FR	S	A						
2019	Packers	16	0	30	14	16	3	16	2.0	13.0	7	0	0	0	0	0	1	0	0	0	0	0	0	0	0	0	0	0	0	0	0	0	
2020	Packers	15	4	35	19	16	5	27	5.0	31.0	11	0	0	0	1	0	1	0	1	0	0	0	0	0	0	0	0	0	0	0	0	0	
2021	Packers	16	16	47	27	20	8	52	9.5	71.0	28	0	0	0	2	1	0	0	0	0	0	0	0	0	0	0	0	0	0	0	0	0	0
2022	Packers	9	9	32	21	11	7	41	6.0	45.0	12	0	0	0	1	1	1	0	0	0	0	0	0	0	0	0	0	0	0	0	0	0	0
2023	Packers	17	13	44	23	21	7	46	9.0	47.5	22	0	0	0	2	2	2	0	0	0	0	0	0	0	0	0	0	0	0	0	0	0	0
2024	Packers	6	6	14	8	6	1	6	1.0	6.0	3	0	0	0	1	0	0	0	0	0	0	0	0	0	0	0	0	0	0	0	0	0	0
NFL TOTALS		79	48	202	112	90	31	188	32.5	213.5	83	0	0	0	5	5	6	0	1	0	0	0	0	0	0	0	0	0	0	0	0	0	0

RASHAN GARY'S NFL POSTSEASON DEFENSIVE STATISTICS

YEAR	TEAM	GP	GS	TK	S	TACKLES					INTERCEPTIONS					ST			MISC														
						A	TFL	YDS	SK	YDS	QBH	NO	YDS	LG	TD	PD	FF	FR	TD	YDS	TK	S	A	FF	FR	S	A						
2019	Packers	2	0	2	0	2	0	0	0.0	0.0	0	0	0	0	0	0	0	0	0	0	0	0	0	0	0	0	0	0	0	0	0	0	
2020	Packers	2	0	5	3	2	1	4	1.5	8.5	3	0	0	0	0	0	0	0	0	0	0	0	0	0	0	0	0	0	0	0	0	0	0
2021	Packers	1	1	4	4	0	3	10	2.0	10.0	3	0	0	0	0	0	0	0	0	0	0	0	0	0	0	0	0	0	0	0	0	0	0
2023	Packers	2	2	5	1	4	0	0	0.0	0.0	2	0	0	0	0	0	0	0	0	0	0	0	0	0	0	0	0	0	0	0	0	0	0
NFL TOTALS		7	3	16	8	8	4	14	3.5	18.5	8	0	0	0	0	0	0	0	0	0	0	0	0	0	0	0	0	0	0	0	0	0	0

SINGLE-GAME HIGHS: DEFENSIVE

Total Tackles 7 at Detroit Lions, Nov 23, 2023
 7 vs. New England Patriots, Oct 02, 2022
 ...2 more at 7.

Solo Tackles 5 at Detroit Lions, Nov 23, 2023
 4 vs. Minnesota Vikings, Sep 29, 2024
 ...3 more at 4.

Sacks 3.0 at Detroit Lions, Nov 23, 2023
 3.0 vs. New Orleans Saints, Sep 24, 2023

Passes Defensed 1 at Philadelphia Eagles, Sep 06, 2024
 1 vs. Chicago Bears, Jan 07, 2024
 ...3 more at 1.

Forced Fumbles 2 at Detroit Lions, Nov 23, 2023
 1 vs. New England Patriots, Oct 02, 2022
 ...2 more at 1.

Fumble Recoveries 1 at Detroit Lions, Nov 23, 2023
 1 vs. Los Angeles Chargers, Nov 19, 2023
 ...4 more at 1.

Tackles For Loss 3 vs. New Orleans Saints, Sep 24, 2023
 2 vs. New York Jets, Oct 16, 2022
 ...3 more at 2.

Longest Opp Fumble Return 1 at Chicago Bears, Jan 03, 2021

2024 GYG REGULAR SEASON (PACKERS)

DATE OPPONENT	P/S	TK	S	A	SK	YDS	INT	PD	FF	FR
09/06 at Eagles	S	3	1	2	1.0	6.0	0	1	0	0
09/15 Colts	S	0	0	0	0.0	0.0	0	0	0	0
09/22 at Titans	S	2	1	1	0.0	0.0	0	0	0	0
09/29 Vikings	S	4	4	0	0.0	0.0	0	0	0	0
10/06 at Rams	S	2	1	1	0.0	0.0	0	0	0	0
10/13 Cardinals	S	3	1	2	0.0	0.0	0	0	0	0
2024 TOTALS	6-6	14	8	6	1.0	6.0	0	1	0	0

TRAVIS GLOVER 79

TACKLE
GEORGIA STATE

Rookie



Ht: 6-6 | Wt: 317 | Born: August 17, 2000 | Acquired: D6-24

AT A GLANCE

- » Played in 59 games with 57 starts (35 at left tackle, 18 at right tackle and four at left guard) in five seasons at Georgia State (2019-23).
- » Made 45 consecutive starts to begin his career at Georgia State from 2019-2022 before missing a game due to injury late in the 2022 season.
- » Earned first-team All-Sun Belt Conference honors from the coaches and media as a senior in 2023.
- » Was named to the FWAA-Shaun Alexander Freshman All-America team in 2019, joining WR Penny Hart (2015) as the only honorees in program history.
- » Helped the Panthers to four bowl games in five seasons while being part of an offense that set single-season program records in multiple categories during his career.
- » Helped Georgia State rank No. 8 in the nation in rushing (209.2 ypg) from 2021-23.
- » Earned first-team all-state honors from the *Atlanta Journal-Constitution* and the Georgia Sportswriters Association and first-team All-Region 4-A recognition after helping Dooly County reach the state playoffs as a senior.

2024 SEASON: Has been inactive (healthy scratch) for all six games...**At Philadelphia (Sept. 6):** Inactive (healthy scratch)...**Vs. Indianapolis (Sept. 15):** Inactive (healthy scratch)...**At Tennessee (Sept. 22):** Inactive (healthy scratch)...**Vs. Minnesota (Sept. 29):** Inactive (healthy scratch)...**At L.A. Rams (Oct. 6):** Inactive (healthy scratch)...**Vs. Arizona (Oct. 13):** Inactive (healthy scratch).

RALEN GOFORTH

44

LINEBACKER
WASHINGTON

Rookie



Ht: 6-1 | Wt: 227 | Born: November 2, 2000 | Acquired: FA-24

AT A GLANCE

- » Signed by Green Bay as an undrafted free agent on May 3, 2024.
- » Appeared in 55 games with 18 starts in a combined five seasons at the University of Southern California (2019-22) and Washington (2023), recording 186 tackles (96 solo), eight tackles for a loss, an interception returned for a TD, five passes defended, a forced fumble and three fumble recoveries.
- » Played in all 15 games with one start in his lone season at Washington in 2023, recording 37 tackles (20 solo), four tackles for a loss, two passes defended and a fumble recovery.
- » Attended St. John Bosco High School (Bellflower, Calif.), helping his team advance to the CIF Division I championship game in 2018 after posting 103 tackles, seven tackles for a loss, six sacks, three passes defended and a fumble recovery as a senior.

2024 SEASON: Was waived/injured on Aug. 27 and reverted to injured reserve on Aug. 28.

MALIK HEATH

18

WIDE RECEIVER
MISSISSIPPI

Second NFL Season | Second Packers Season



Ht: 6-2 | Wt: 213 | Born: March 31, 2000 | NFL Games Played/Started: 18/2 | Acquired: FA-23

AT A GLANCE

- Started in the season opener last season at Chicago, becoming the first undrafted rookie to start at WR for the Packers in Week 1 since the 1970 AFL-NFL merger.
- Appeared in 13 games as a rookie last season, posting 15 catches for 125 yards (8.3 avg.) and a TD along with two tackles on special teams.
- Posted a career-high four catches for a career-best 46 yards (11.5 avg.) in just 11 snaps of work at Detroit in Week 12, including a career-long 16-yard grab.
- Earned third-team All-SEC honors from Pro Football Focus in 2022 after leading Ole Miss with 60 receptions for a team-high 971 yards (16.2 avg.) and five TDs.
- Played two seasons at Mississippi State (2020-21), appearing in 34 games with 21 starts during his three seasons in the SEC and posting 131 receptions for 1,720 yards (13.1 avg.) and 13 TDs.

2024 SEASON: Has appeared in five games with one start, seeing action on offense and special teams...Has registered four catches for 26 yards (6.5 avg.) and one tackle on special teams...**At Philadelphia (Sept. 6):** Inactive (healthy scratch)...**Vs. Indianapolis (Sept. 15):** Appeared on one play on special teams...**At Tennessee (Sept. 22):** Played 11 snaps on offense and four on special teams...**Vs. Minnesota (Sept. 29):** Played 10 snaps on offense, posting two catches for 12 yards (6.0 avg.), and registered a tackle on special teams in 10 snaps of action...**At L.A. Rams (Oct. 6):** Made his first start of the season and appeared on a season-high 45 snaps, hauling in two passes for 14 yards (7.0 avg.)...**Vs. Arizona (Oct. 13):** Played on 17 snaps on offense and four on special teams.

MALIK HEATH'S NFL REGULAR-SEASON RECEIVING STATISTICS

DATE	TEAM	GP	GS	RECEIVING				
				NO.	YDS.	AVG.	LG	TD
2023	Packers	13	1	15	125	8.3	16	1
2024	Packers	5	1	4	26	6.5	9	0
NFL TOTALS		18	2	19	151	7.9	16	1

MALIK HEATH'S NFL REGULAR-SEASON RETURN STATISTICS

DATE	TEAM	KICKOFF RETURNS					PUNT RETURNS					
		RET.	YDS.	AVG.	LG	TD	NO.	FC	YDS.	AVG.	LG	TD
2023	Packers	1	1	1.0	1	0	0	0	0	0.0	0	0
2024	Packers	0	0	0.0	0	0	0	0	0	0.0	0	0
NFL TOTALS		1	1	1.0	1	0	0	0	0	0.0	0	0

SINGLE-GAME HIGHS: RUSHING/RECEIVING

Receptions	4 at Detroit Lions, Nov 23, 2023 3 vs. Chicago Bears, Jan 07, 2024 ...1 more at 3.	Longest Kickoff Return	1 vs. Los Angeles Chargers, Nov 19, 2023
Receiving Yards	46 at Detroit Lions, Nov 23, 2023 29 vs. Tampa Bay Buccaneers, Dec 17, 2023 11.5 at Detroit Lions, Nov 23, 2023	Special Teams Tackles	2 vs. Los Angeles Chargers, Nov 19, 2023
Receiving Average	9.7 vs. Tampa Bay Buccaneers, Dec 17, 2023	Most TDs	1 at New York Giants, Dec 11, 2023
Longest Receptions	16 at Detroit Lions, Nov 23, 2023 15 vs. Tampa Bay Buccaneers, Dec 17, 2023 ...1 more at 15.	Scrimmage Yards	46 at Detroit Lions, Nov 23, 2023 29 vs. Tampa Bay Buccaneers, Dec 17, 2023
Receiving TDs	1 at New York Giants, Dec 11, 2023		

2024 GXG REGULAR SEASON (PACKERS)

DATE	OPPONENT	P/S	RECEIVING					RUSHING						
			NO.	YDS.	AVG.	LG	TD	NO.	YDS.	AVG.	LG	TD		
09/06	at Eagles													
09/15	Colts	P	0	0	0.0	0	0	0	0	0.0	0	0	0	0
09/22	at Titans	P	0	0	0.0	0	0	0	0	0.0	0	0	0	0
09/29	Vikings	P	2	12	6.0	9	0	0	0	0.0	0	0	0	0
10/06	at Rams	S	2	14	7.0	7	0	0	0	0.0	0	0	0	0
10/13	Cardinals	P	0	0	0.0	0	0	0	0	0.0	0	0	0	0
2024 TOTALS		5-1	4	26	6.5	9	0	0	0	0.0	0	0	0	0

TY'RON HOPPER

59

LINEBACKER
MISSOURI

Rookie



Ht: 6-2 | Wt: 228 | Born: April 26, 2001 | NFL Games Played/Started: 6/0 | Acquired: D3b-24

AT A GLANCE

- » Appeared in 51 games with 26 starts during his five seasons in the Southeastern Conference (Florida, 2019-21; Missouri, 2022-23), posting 214 tackles (135 solo), 31½ tackles for a loss, 9½ sacks, 13 QB hurries, an interception, 10 passes defended and two forced fumbles.
- » Earned second-team All-Southeastern Conference honors from the coaches in 2023, posting a team-high 55 tackles (36 solo), six tackles for a loss and three sacks through 10 games before an injury sidelined him for the final two contests of the regular season.
- » Was named one of five finalists for the Butkus Award in 2023, which honors the nation's most outstanding linebacker, as he became just the third Missouri player to be selected as a finalist (Sean Weatherspoon, 2008-09; Nick Bolton, 2020).
- » Led the team with 14 tackles for a loss and ranked No. 2 on the Tigers with a career-high 77 tackles (59 solo) in his first season at Missouri in 2022.
- » Selected by the Packers with the second of two picks in the third round (No. 91 overall) of the 2024 NFL Draft, just the second linebacker out of Missouri to be drafted by Green Bay (Bill Powell, seventh round in 1967).
- » As a senior at Roswell (Ga.) High School, posted 74 tackles, five interceptions, a forced fumble and a fumble recovery and was selected to play in the 2019 All-American Bowl.

2024 SEASON: Has played in all six games on special teams and is tied for the team lead with four special teams tackles...**At Philadelphia (Sept. 6):** Made his NFL debut, playing 14 snaps on special teams...**Vs. Indianapolis (Sept. 15):** Appeared on 10 special teams snaps...**At Tennessee (Sept. 22):** Played 13 snaps on special teams...**Vs. Minnesota (Sept. 29):** Appeared on 14 special teams plays and recorded his first career tackle on special teams on kickoff coverage...**At L.A. Rams (Oct. 6):** Played 11 special teams snaps...**Vs. Arizona (Oct. 13):** Appeared on 15 special teams snaps, recording a team-high and career-best three special teams tackles on kickoff coverage. Became the first Green Bay rookie with three special teams tackles in a game since CB Natrell Jamerson at the N.Y. Jets (12/23/18).

TY'RON HOPPER'S NFL REGULAR-SEASON DEFENSIVE STATISTICS

YEAR	TEAM	GP	GS	TACKLES					INTERCEPTIONS							ST				MISC							
				TK	S	A	TFL	YDS	SK	YDS	QBH	NO	YDS	LG	TD	PD	FF	FR	TD	YDS	TK	S	A	FF	FR	S	A
2024	Packers	6	0	0	0	0	0	0	0	0.0	0.0	0	0	0	0	0	0	0	0	0	4	2	2	0	0	0	0
NFL TOTALS		6	0	0	0	0	0	0	0	0.0	0.0	0	0	0	0	0	0	0	0	0	4	2	2	0	0	0	0

SINGLE-GAME HIGHS: DEFENSIVE

Special Teams Tackles

3 vs. Arizona Cardinals, Oct 13, 2024
1 vs. Minnesota Vikings, Sep 29, 2024

2024 GXG REGULAR SEASON (PACKERS)

DATE	OPPONENT	P/S	TK	S	A	SK	YDS	INT	PD	FF	FR
09/06	at Eagles	P	0	0	0	0.0	0.0	0	0	0	0
09/15	Colts	P	0	0	0	0.0	0.0	0	0	0	0
09/22	at Titans	P	0	0	0	0.0	0.0	0	0	0	0
09/29	Vikings	P	0	0	0	0.0	0.0	0	0	0	0
10/06	at Rams	P	0	0	0	0.0	0.0	0	0	0	0
10/13	Cardinals	P	0	0	0	0.0	0.0	0	0	0	0
2024 TOTALS		6-0	0	0	0	0.0	0.0	0	0	0	0

JOSH JACOBS

8

RUNNING BACK
ALABAMA

Sixth NFL Season | First Packers Season



Ht: 5-10 | Wt: 223 | Born: February 11, 1998 | NFL Games Played/Started: 79/78 | Acquired: UFA (LV)-24

AT A GLANCE

- » Ranks No. 2 in the NFL in rushing yards (6,009) and rushing first downs (308) and tied for No. 2 in rushing TDs (47) since entering the league in 2019.
- » Is one of six players in NFL history to post 5,500-plus rushing yards, 45-plus rushing TDs and 175-plus receptions in his first five seasons in the league (Emmitt Smith, Ricky Watters, Curtis Martin, LaDainian Tomlinson, Ezekiel Elliott).
- » Was the only RB in the league to register 1,100-plus yards from scrimmage and six-plus scrimmage TDs each of the last five seasons (2019-23).
- » Earned first-team All-Pro honors from *The Associated Press* and Pro Bowl recognition in 2022 after posting a league-high 1,653 rushing yards, becoming just the third player in Raiders history to win the league rushing title (Marcus Allen in 1985; Clem Daniels, AFL in 1963).
- » Was selected to his first career Pro Bowl in 2020 after rushing for 1,065 yards and 12 TDs on 273 attempts (3.9 avg.).
- » Was named the 2019 PFWA Offensive Rookie of the Year after setting a franchise rookie record with 1,150 rushing yards and seven TDs on 242 carries (4.8 avg.), including five 100-yard games, the most by a rookie in team history.
- » Played in 42 games during his three seasons at Alabama (2016-18), rushing for 1,491 yards and 16 TDs on 251 carries (5.9 avg.) while adding 18 kickoff returns for 514 yards and a TD as he finished his career ranked No. 3 in school history with an average of 28.6 yards per return.

2024 SEASON: Has started all six games and has posted a team-high 464 rushing yards and a TD on 108 carries (4.3 avg.)...Ranks No. 5 in the NFL in rushing yards and tied for No. 7 in yards from scrimmage (565)...Is tied for No. 8 in the NFL in explosive runs (12-plus yards) with nine...His rushing-yardage total of 235 yards in the first two games is the top mark in team history by a player in his first two games in a Green Bay uniform and the most by a Packer in the first two games of the season since RB Ahman Green (236 in 2001)...Has added 11 receptions for 101 yards (9.2 avg.)...**At Philadelphia (Sept. 6):** Started and led the team with 84 rushing yards on 16 carries (5.3 avg.) in his Green Bay debut, including 80 yards on 10 carries (8.0 avg.) in the second half. His 84 yards on the ground were the most by a Packer in his Green Bay debut dating back to 1950. Posted a 32-yard run early in the fourth quarter and added a pair of receptions for 20 yards (10.0 avg.)...**Vs. Indianapolis (Sept. 15):** Started and posted a team-high 151 rushing yards on 32 carries (4.7 avg.), including 128 rushing yards in the first half, the most by a Packer in a first half since Green registered 133 yards vs. Detroit on Sept. 9, 2001...**At Tennessee (Sept. 22):** Started and rushed for 43 yards on 14 attempts (3.1 avg.). Added a 5-yard reception, the 200th reception of his career in the regular season...**Vs. Minnesota (Sept. 29):** Started and led the team with 51 yards rushing on nine carries (5.7 avg.) while adding a season-high four receptions for 27 yards (6.8 avg.)...**At L.A. Rams (Oct. 6):** Started and led the team with 73 rushing yards on 19 carries (3.8 avg.), posting his first rushing TD in a Green Bay uniform when he scored from 2 yards out in the first quarter. Added a season-long 21-yard reception to the Los Angeles 20 in the third quarter...**Vs. Arizona (Oct. 13):** Started and paced the team with 62 rushing yards on 18 carries (3.4 avg.) while adding three catches for 28 yards (9.3 avg.).

REGULAR-SEASON COMPARISON: RECEIVING/RUSHING - HOUSTON TEXANS

DATE	OPP	W/L	GP/GS	NO.	RUSHING				NO.	YDS.	RECEIVING					
					YDS.	AVG.	LG	TD			AVG.	LG	TD	TGTS	YAC	
10/27/19	OAK @ HST	L	S	15	66	4.4	23	0	2	15	7.5	8	0	2	18	
10/23/22	LV vs. HST	W	S	20	143	7.2	15t	3	3	12	4.0	5	0	4	20	
TOTALS			1/1	2/2	35	209	6.0	23	3	5	27	5.4	8	0	6	38

JOSH JACOBS' NFL REGULAR-SEASON RUSHING/RECEIVING STATISTICS

DATE	TEAM	GP	GS	RUSHING				RECEIVING					
				NO.	YDS.	AVG.	LG	TD	NO.	YDS.	AVG.	LG	TD
2019	Raiders	13	13	242	1,150	4.8	51	7	20	166	8.3	28	0
2020	Raiders	15	15	273	1,065	3.9	28t	12	33	238	7.2	29	0
2021	Raiders	15	14	217	872	4.0	28	9	54	348	6.4	29	0
2022	Raiders	17	17	340	1,653	4.9	86t	12	53	400	7.5	43	0
2023	Raiders	13	13	233	805	3.5	63t	6	37	296	8.0	21	0
2024	Packers	6	6	108	464	4.3	34	1	11	101	9.2	21	0
NFL TOTALS		79	78	1,413	6,009	4.3	86t	47	208	1,549	7.4	43	0

JOSH JACOBS' NFL POSTSEASON RUSHING/RECEIVING STATISTICS

DATE	TEAM	GP	GS	RUSHING				RECEIVING					
				NO.	YDS.	AVG.	LG	TD	NO.	YDS.	AVG.	LG	TD
2021	Raiders	1	1	13	83	6.4	35	0	4	44	11.0	15	0
NFL TOTALS		1	1	13	83	6.4	35	0	4	44	11.0	15	0

SINGLE-GAME HIGHS: RUSHING/RECEIVING

Rush Attempts 33 at Seattle Seahawks, Nov 27, 2022
 32 vs. Indianapolis Colts, Sep 15, 2024
Rushing Yards 229 at Seattle Seahawks, Nov 27, 2022
 154 at Kansas City Chiefs, Oct 10, 2022
Rushing Average 8.3 vs. Kansas City Chiefs, Sep 15, 2019
 7.3 at Kansas City Chiefs, Oct 10, 2022
Longest Runs 86t at Seattle Seahawks, Nov 27, 2022
 63t vs. Kansas City Chiefs, Nov 26, 2023
Rushing TDs 3 vs. Houston Texans, Oct 23, 2022
 3 at Carolina Panthers, Sep 13, 2020
Receptions 9 vs. Washington Football Team, Dec 05, 2021
 8 at Los Angeles Chargers, Oct 01, 2023

Receiving Yards 81 at Los Angeles Chargers, Oct 01, 2023
 74 at Seattle Seahawks, Nov 27, 2022
Receiving Average 17.0 at Denver Broncos, Nov 20, 2022
 14.0 at Cleveland Browns, Dec 20, 2021
Longest Receptions 43 at Denver Broncos, Nov 20, 2022
 29 at Denver Broncos, Oct 17, 2021
 ...1 more at 29.
Most TDs 3 vs. Houston Texans, Oct 23, 2022
 3 at Carolina Panthers, Sep 13, 2020
Scrimmage Yards 303 at Seattle Seahawks, Nov 27, 2022
 193 at Kansas City Chiefs, Oct 10, 2022

2024 GXG REGULAR SEASON (PACKERS)

DATE	OPPONENT	P/S	RUSHING					RECEIVING					
			NO.	YDS.	AVG.	LG	TD	NO.	YDS.	AVG.	LG	TD	
09/06	at Eagles	S	16	84	5.3	32	0	2	20	10.0	11	0	
09/15	Colts	S	32	151	4.7	34	0	0	0	0.0	0	0	
09/22	at Titans	S	14	43	3.1	10	0	1	5	5.0	5	0	
09/29	Vikings	S	9	51	5.7	13	0	4	27	6.8	9	0	
10/06	at Rams	S	19	73	3.8	13	1	1	21	21.0	21	0	
10/13	Cardinals	S	18	62	3.4	14	0	3	28	9.3	14	0	
2024 TOTALS			6-6	108	464	4.3	34	1	11	101	9.2	21	0

ELGTON JENKINS

74

GUARD/TACKLE
MISSISSIPPI STATE

Sixth NFL Season | Sixth Packers Season



Ht: 6-5 | Wt: 311 | Born: December 26, 1995 | NFL Games Played/Started: 76/74 | Acquired: D2-19

AT A GLANCE

- » Has appeared in 76 career games with 74 starts and has started games at four different positions on the line (57 at LG, eight at LT, six at RT, three at C).
- » In 2022, started all 15 games he appeared in (10 at LG and five at RT) and earned Pro Bowl recognition for the second time (replacement for Eagles G Landon Dickerson).
- » Was selected to his first career Pro Bowl in 2020, becoming just the third offensive lineman in team history to be named to the Pro Bowl within his first two seasons in the NFL (Deral Teteak, 1952; Charley Brock, 1940).
- » Started games at three different positions in 2020 (12 at LG, three at C, one at RT), becoming the first Green Bay offensive lineman to start a game at guard, center and tackle in the same season since the 1970 AFL-NFL merger.
- » Was named to the PFWA All-Rookie team in 2019, only the second Packers guard to be selected since 1974 (Daryn Colledge, 2006), after appearing in all 16 games with 14 starts at LG.
- » Selected by the Packers in the second round (No. 44 overall) of the 2019 NFL Draft out of Mississippi State, where he opened games at four different spots on the line (26 at C, five at LT, two at LG, one at RT).

2024 SEASON: Has started all six games at LG and has helped the offense rank No. 2 in the NFL in rushing (167.2 ypg), explosive plays (55) and explosive runs (24), No. 4 in total offense (400.0 ypg) and yards per play (6.22), tied for No. 2 in sacks allowed (eight) and No. 6 in yards per carry (5.07)...**At Philadelphia (Sept. 6):** Started at LG and played all 67 snaps, taking over at center for the final two plays of the game for an injured Josh Myers. Helped protect QB Jordan Love as he was sacked just once on the evening and cleared holes for Green Bay to register 163 rushing yards on just 21 carries (7.8 avg.)...**Vs. Indianapolis (Sept. 15):** Started at LG and played all 70 snaps. Was part of a line that did not allow a sack of QB Malik Willis and cleared the way for the Packers' 261 rushing yards on 53 carries (4.9 avg.), the highest rushing-yardage total in a game by Green Bay since Sep. 28, 2003, vs. Denver (262 yards)...**At Tennessee (Sept. 22):** Started at LG and played all 63 snaps, helping to clear the way for the Packers' 188 rushing yards on 37 attempts (5.1 avg.), bringing their total over their past two games to 449 rushing yards, the most over a two-game span by Green Bay in a single season since Nov. 2-10, 2003 (502 yards)...**Vs. Minnesota (Sept. 29):** Started at LG and helped the offense register a season-high 465 total yards as Love posted single-game career highs for passing yards (389), passing TDs (four) and completions (32)...**At L.A. Rams (Oct. 6):** Started at LG and played all 59 snaps, helping to clear the way for the Packers' 126 rushing yards and a TD on 30 carries (4.2 avg.)...**Vs. Arizona (Oct. 13):** Started at LG and played all 73 snaps, sliding over to center for five plays early in the fourth quarter for an injured Myers. Helped to clear the way for the Packers' 437 total yards and was part of a line that did not allow a sack of Love as he tied his career high with four TD passes.

ELGTON JENKINS' NFL REGULAR-SEASON STATISTICS

DATE	TEAM	GP	GS
2019	Packers	16	14
2020	Packers	16	16
2021	Packers	8	8
2022	Packers	15	15
2023	Packers	15	15
2024	Packers	6	6
NFL TOTALS		76	74

ELGTON JENKINS' NFL POSTSEASON STATISTICS

DATE	TEAM	GP	GS
2019	Packers	2	2
2020	Packers	2	2
2023	Packers	2	2
NFL TOTALS		6	6

TUCKER KRAFT

85

TIGHT END
SOUTH DAKOTA STATE

Second NFL Season | Second Packers Season



Ht: 6-5 | Wt: 259 | Born: November 3, 2000 | NFL Games Played/Started: 23/14 | Acquired: D3-23

AT A GLANCE

- » Posted the second-most receiving yards (355) and the third-most receptions (31) by a rookie tight end in team history last season.
- » Ranked No. 3 in the NFL in receiving yards and No. 4 in receptions among rookie TEs in 2023, and among TEs with 20-plus catches, ranked No. 1 among rookies and No. 8 in the league in yards per catch (11.5 avg.).
- » In Weeks 14-17 last season, became the first Green Bay tight end since the 1970 merger to register four-plus receptions and 45-plus receiving yards in four straight games in a single season.
- » Selected by the Packers in the third round (No. 78 overall) of the 2023 NFL Draft, becoming the fourth-highest pick in South Dakota State history. Was the first Jackrabbit drafted by the Packers since G Adam Timmerman (seventh round, No. 230 overall) in 1995.
- » Earned numerous All-America honors (third-team recognition in 2022; first- and second-team honors in 2021) and was a first-team All-Missouri Valley Football Conference selection in each of his last two seasons at South Dakota State.
- » Ranked in the top 10 among FCS tight ends in receptions (92, No. 4), receiving yards (1,128, No. 5) and receiving TDs (nine, t-No. 7) in 2021-22.

2024 SEASON: Has started all six games and ranks No. 2 on the team with 18 receptions for 231 yards (12.8 avg.) and three TDs (tied for team lead)...Is one of only four tight ends in the league (George Kittle, Cole Kmet, Isaiah Likely) to post 15-plus receptions, 200-plus receiving yards and three-plus receiving TDs this season...Ranks No. 8 in the NFL among tight ends in receiving yards and is tied for No. 2 in TD catches...Is tied for No. 5 among TEs in explosive catches (16-plus yards) with five...Per TruMedia, ranks No. 2 in the league among tight ends in yards after the catch with 185...Has helped the offense rank No. 2 in the NFL in rushing (167.2 ypg), explosive plays (55) and explosive runs (24)...**At Philadelphia (Sept. 6):** Started and played 64 of 67 snaps, hauling in two passes for 37 yards (18.5 avg.) and helping to clear the way for the Packers' 163 rushing yards on 21 carries (7.8 avg.)...**Vs. Indianapolis (Sept. 15):** Started and played 56 of 70 snaps, catching two passes for 16 yards (8.0 avg.) and helping to block for the Packers' 261 rushing yards on 53 carries (4.9 avg.), the highest rushing-yardage total in a game by Green Bay since Sept. 28, 2003, vs. Denver (262 yards)...**At Tennessee (Sept. 22):** Started and played 42 of 63 snaps, posting a pair of catches for 24 yards (12.0 avg.) and helping to block for the Packers' 188 rushing yards on 37 carries (5.1 avg.). Added a tackle on special teams...**Vs. Minnesota (Sept. 29):** Started and played 65 of 76 snaps, matching his career high with six receptions for 53 yards (8.8 avg.) and a 13-yard TD grab with 10:16 remaining in the game...**At L.A. Rams (Oct. 6):** Started and played 50 of 59 snaps, finishing with a career-high 88 receiving yards and a career-best two TDs on four catches (22.0 avg.). Scored on a career-long 66-yard catch early in the third quarter, tied for the third-longest TD catch by a Green Bay TE in the Super Bowl era behind only Paul Coffman's 78-yarder (Oct. 28, 1979) and Tom Crabtree's 72-yarder (Nov. 4, 2012). Added a 7-yard TD grab later in the third quarter...**Vs. Arizona (Oct. 13):** Started and played 60 of 73 snaps, catching two passes for 13 yards (6.5 avg.).

TUCKER KRAFT'S NFL REGULAR-SEASON RECEIVING STATISTICS

DATE	TEAM	GP	GS	RECEIVING				
				NO.	YDS.	AVG.	LG	TD
2023	Packers	17	8	31	355	11.5	43	2
2024	Packers	6	6	18	231	12.8	66t	3
NFL TOTALS		23	14	49	586	12.0	66t	5

TUCKER KRAFT'S NFL POSTSEASON RECEIVING STATISTICS

DATE	TEAM	GP	GS	RECEIVING				
				NO.	YDS.	AVG.	LG	TD
2023	Packers	2	2	5	24	4.8	10	1
NFL TOTALS		2	2	5	24	4.8	10	1

SINGLE-GAME HIGHS: RUSHING/RECEIVING

Longest Runs	2 vs. Arizona Cardinals, Oct 13, 2024	Receiving TDs	2 at Los Angeles Rams, Oct 06, 2024
Receptions	6 vs. Minnesota Vikings, Sep 29, 2024		1 vs. Minnesota Vikings, Sep 29, 2024
	6 at Minnesota Vikings, Dec 31, 2023		...2 more at 1.
Receiving Yards	88 at Los Angeles Rams, Oct 06, 2024	Special Teams Tackles	1 vs. Los Angeles Rams, Nov 05, 2023
	64 at New York Giants, Dec 11, 2023		1 vs. Minnesota Vikings, Oct 29, 2023
Receiving Average	22.0 at Los Angeles Rams, Oct 06, 2024	Most TDs	...1 more at 1.
	16.0 at New York Giants, Dec 11, 2023		2 at Los Angeles Rams, Oct 06, 2024
Longest Receptions	66t at Los Angeles Rams, Oct 06, 2024	Scrimmage Yards	1 vs. Minnesota Vikings, Sep 29, 2024
	43 at New York Giants, Dec 11, 2023		...2 more at 1.
			88 at Los Angeles Rams, Oct 06, 2024
			64 at New York Giants, Dec 11, 2023

2024 GXG REGULAR SEASON (PACKERS)

DATE	OPPONENT	P/S	RECEIVING					RUSHING				
			NO.	YDS.	AVG.	LG	TD	NO.	YDS.	AVG.	LG	TD
09/06	at Eagles	S	2	37	18.5	29	0	0	0	0.0	0	0
09/15	Colts	S	2	16	8.0	17	0	0	0	0.0	0	0
09/22	at Titans	S	2	24	12.0	21	0	0	0	0.0	0	0
09/29	Vikings	S	6	53	8.8	21	1	0	0	0.0	0	0
10/06	at Rams	S	4	88	22.0	66t	2	0	0	0.0	0	0
10/13	Cardinals	S	2	13	6.5	8	0	1	2	2.0	2	0
2024 TOTALS		6-6	18	231	12.8	66t	3	1	2	2.0	2	0

MARSHAWN LLOYD

32

RUNNING BACK
SOUTHERN CALIFORNIA

Rookie



Ht: 5-9 | Wt: 220 | Born: January 5, 2001 | NFL Games Played/Started: 1/0 | Acquired: D3a-24

AT A GLANCE

- Spent three years at the University of South Carolina (2020-22) before transferring to the University of Southern California for a season (2023).
- Appeared in 32 games with 14 starts during his three collegiate seasons, registering 1,621 rushing yards and 19 TDs on 291 carries (5.6 avg.) along with 34 receptions for 452 yards (13.3 avg.) and two TDs.
- Earned All-Pacific-12 honorable mention in 2023 after recording 820 rushing yards and nine TDs on 116 carries, an average of 7.07 yards per carry that ranked No. 11 in the nation.
- Selected by the Packers with the first of two picks in the third round (No. 88 overall) of the 2024 NFL Draft, becoming just the second running back from the University of Southern California to be drafted by Green Bay (Al Carmichael, No. 7 overall in 1953).
- Was a four-year letterman at DeMatha High School (Hyattsville, Md.) and was selected for The Opening Finals, the Under Armour All-American Bowl and the Polynesian Bowl.

2024 SEASON: Has played in one game and has rushed for 15 yards on six carries (2.5 avg.)...Was placed on injured reserve (ankle) on Sept. 17...**At Philadelphia (Sept. 6):** Inactive (hamstring)...**Vs. Indianapolis (Sept. 15):** Made his NFL debut, appearing on 10 snaps and rushing for 15 yards on six carries (2.5 avg.).

MARSHAWN LLOYD'S NFL REGULAR-SEASON RUSHING/RECEIVING STATISTICS

DATE	TEAM	GP	GS	RUSHING					RECEIVING				
				NO.	YDS.	AVG.	LG	TD	NO.	YDS.	AVG.	LG	TD
2024	Packers	1	0	6	15	2.5	5	0	1	3	3.0	3	0
NFL TOTALS		1	0	6	15	2.5	5	0	1	3	3.0	3	0

SINGLE-GAME HIGHS: RUSHING/RECEIVING

Rush Attempts 6 vs. Indianapolis Colts, Sep 15, 2024
 Rushing Yards 15 vs. Indianapolis Colts, Sep 15, 2024
 Longest Runs 5 vs. Indianapolis Colts, Sep 15, 2024
 4 vs. Indianapolis Colts, Sep 15, 2024

Longest Receptions 3 vs. Indianapolis Colts, Sep 15, 2024
 All-Purpose Yards 15 vs. Indianapolis Colts, Sep 15, 2024
 Scrimmage Yards 15 vs. Indianapolis Colts, Sep 15, 2024

2024 GXG REGULAR SEASON (PACKERS)

DATE	OPPONENT	P/S	RUSHING					RECEIVING					
			NO.	YDS.	AVG.	LG	TD	NO.	YDS.	AVG.	LG	TD	
09/06	at Eagles												
09/15	Colts	P	6	15	2.5	5	0	1	3	3.0	3	0	
09/22	at Titans												
09/29	Vikings												
10/06	at Rams												
10/13	Cardinals												
2024 TOTALS		1-0	6	15	2.5	5	0	1	3	3.0	3	0	

JORDAN LOVE

10

QUARTERBACK
UTAH STATE

Fifth NFL Season | Fifth Packers Season



Ht: 6-4 | Wt: 219 | Born: November 2, 1998 | NFL Games Played/Started: 31/22 | Acquired: D1-20

AT A GLANCE

- ▶ Became just the third quarterback in NFL history to post 4,000-plus passing yards (4,159) and 32-plus passing TDs (32) in his first season with multiple starts, joining Kurt Warner (1999) and Patrick Mahomes (2018).
- ▶ Became the first QB to help lead the Packers to the postseason in his first full year as a starter since at least 1950, when the league began recording starts for every player.
- ▶ Was one of four QBs (Dak Prescott, Brock Purdy, Baker Mayfield) to rank in the top 10 in the league in passing TDs (No. 2), passing yards (No. 7) and TD/INT ratio (No. 7, 2.91) in 2023.
- ▶ His 32 passing TDs were the fourth most by a QB in his first season with multiple starts, trailing only Mahomes (50 in 2018), Warner (41 in 1999) and Daunte Culpepper (33 in 2000).
- ▶ Threw for multiple TD passes with no INTs in a league-high nine games in 2023, tied for No. 1 in NFL history (Purdy) for the most by a QB in his first 18 career starts.
- ▶ Over the final eight games last season, completed 196 of 279 passes (70.3 pct.) for 2,150 yards and 18 TDs with one INT for a 112.7 rating, joining Aaron Rodgers (Nov. 14, 2021-Jan. 9, 2022) as the only Green Bay QBs to post 2,150-plus passing yards, 18-plus passing TDs, one/zero interceptions and a completion percentage of 70-plus over an eight-game span in a single season.
- ▶ Finished his career at Utah State ranked No. 2 in school history in passing yards (8,600), completions (689) and attempts (1,125), tied for No. 2 in TD passes (60), and No. 3 in completion percentage (61.2) despite playing just three seasons.
- ▶ Earned honorable mention All-Mountain West recognition as a junior in 2019 after setting a single-season school record with 293 completions and posting 3,402 passing yards, the second most in a season in school history. As a sophomore in 2018, set Utah State single-season records for TD passes (32), passing yards (3,567) and 300-yard passing games (seven).

2024 SEASON: Has started all four games he has appeared in and has thrown for 1,131 yards and 12 TDs with six INTs on 86-of-146 passing (58.9 pct.) for a 93.7 rating...Leads the NFL in TD percentage (8.2) and is tied for No. 2 in the NFL in TD passes...Is tied for No. 8 in the league in completions of 25-plus yards (11)...Has rushed for 29 yards on nine carries (3.2 avg.)...Was sidelined for two games (Weeks 2-3) due to a knee injury...**At Philadelphia (Sept. 6):** Threw for 260 yards and two TDs on 17-of-34 passing (50.0 pct.) with one INT for an 83.0 rating. Connected with WR Jayden Reed on a 70-yard TD pass with just over five minutes remaining in the third quarter, the longest TD pass of his career and the second-longest completion of his career. Sustained a knee injury with six seconds remaining in the game and was sidelined for the final two plays of the game...**Vs. Indianapolis (Sept. 15):** Inactive (knee), the first game he had missed due to injury in his career...**At Tennessee (Sept. 22):** Inactive (knee)...**Vs. Minnesota (Sept. 29):** Threw for a career-high 389 yards and a career-best four TDs on 32-of-54 passing (59.3 pct.), with the 32 completions being a single-game career high. Became just the third QB in team history to post 375-plus passing yards, four-plus TD pass and 30-plus completions in a game (Matt Flynn, Jan. 1, 2012; Aaron Rodgers, Sept. 15, 2013). Posted 271 passing yards in the second half, the most in his career in either half, along with three TD passes and one INT for a 114.7 rating...**At L.A. Rams (Oct. 6):** Connected on 15 of 26 passes (57.7 pct.) for 224 yards and two TDs with one INT for a 95.7 rating, the 11th time in his last 12 games that he has thrown multiple TD passes. Threw a 66-yard TD pass to TE Tucker Kraft in the third quarter and found WR Jayden Reed on a 53-yard completion in the first quarter, the first time in his career that he had completed a pair of 50-yard passes in a game...**Vs. Arizona (Oct. 13):** Tied his career high with four TD passes, connecting on 22 of 32 passes (68.8 pct.) for 258 yards with one INT for a 119.5 rating. Became the first Green Bay QB since Brett Favre in 1995 to throw four-plus TD passes in back-to-back games at Lambeau Field in the same season. It marked his eighth straight game with multiple TD passes, the second-longest streak in team history behind only Aaron Rodgers' 13-game streak in 2011. Threw three TD passes in the first half for the first time in his career.

JORDAN LOVE'S NFL REGULAR-SEASON PASSING/RUSHING STATISTICS

DATE	TEAM	PASSING													RUSHING				
		GP	GS	ATT.	CMP.	PCT.	YDS	AVG.	TD	INT.	LG	SK	LST	RATE	NO.	YDS.	AVG.	LG	TD
2021	Packers	6	1	62	36	58.1	411	6.6	2	3	62t	3	23	68.7	12	27	2.3	10	0
2022	Packers	4	0	21	14	66.7	195	9.3	1	0	63t	0	0	112.2	1	-1	-1.0	0	0
2023	Packers	17	17	579	372	64.2	4,159	7.2	32	11	77	30	242	96.1	50	247	4.9	37	4
2024	Packers	4	4	146	86	58.9	1,131	7.7	12	6	70t	4	37	93.7	9	29	3.2	12	0
TOTALS		31	22	808	508	62.9	5,896	7.3	47	20	77	37	302	94.0	72	302	4.2	37	4

JORDAN LOVE'S NFL POSTSEASON PASSING/RUSHING STATISTICS

DATE	TEAM	PASSING													RUSHING				
		GP	GS	ATT.	CMP.	PCT.	YDS	AVG.	TD	INT.	LG	SK	LST	RATE	NO.	YDS.	AVG.	LG	TD
2023	Packers	2	2	55	37	67.3	466	8.5	5	2	46	0	0	108.6	6	2	0.3	3	0
TOTALS		2	2	55	37	67.3	466	8.5	5	2	46	0	0	108.6	6	2	0.3	3	0

SINGLE-GAME HIGHS: QUARTERBACK

Pass Attempts	54 vs. Minnesota Vikings, Sep 29, 2024 44 vs. New Orleans Saints, Sep 24, 2023	Passer Rating	146.8 at Philadelphia Eagles, Nov 27, 2022 128.6 vs. Chicago Bears, Jan 07, 2024
Pass Completions	32 vs. Minnesota Vikings, Sep 29, 2024 29 vs. Tampa Bay Buccaneers, Dec 17, 2023	Rush Attempts	9 vs. New Orleans Saints, Sep 24, 2023 5 vs. Arizona Cardinals, Oct 13, 2024 ...1 more at 5.
Yards Passing	389 vs. Minnesota Vikings, Sep 29, 2024 322 vs. Los Angeles Chargers, Nov 19, 2023	Rushing Yards	39 at Detroit Lions, Nov 23, 2023 39 vs. New Orleans Saints, Sep 24, 2023
TD Passes	4 vs. Arizona Cardinals, Oct 13, 2024 4 vs. Minnesota Vikings, Sep 29, 2024	Rushing Average	4.3 vs. New Orleans Saints, Sep 24, 2023
Long Passes	77 at Las Vegas Raiders, Oct 09, 2023 70t at Philadelphia Eagles, Sep 06, 2024	Longest Runs	37 at Detroit Lions, Nov 23, 2023 26 at Las Vegas Raiders, Oct 09, 2023
Completion Percentage	84.4 vs. Chicago Bears, Jan 07, 2024 76.9 vs. Los Angeles Rams, Nov 05, 2023	Rushing TDs	1 at Minnesota Vikings, Dec 31, 2023 1 at Carolina Panthers, Dec 24, 2023 ...2 more at 1.

2024 GXG REGULAR SEASON (PACKERS)

DATE	OPPONENT	P/S	PASSING											RUSHING			
			ATT	CMP	YDS	PCT	Y/A	Y/C	TD	INT	LG	SK/YD	RATE	ATT	YDS	LG	TD
09/06	at Eagles	S	34	17	260	50.0	7.6	15.3	2	1	70t	1/5	83.0	0	0	0	0
09/15	Colts		INACTIVE/INJURY														
09/22	at Titans		INACTIVE/INJURY														
09/29	Vikings	S	54	32	389	59.3	7.2	12.2	4	3	42	1/10	83.0	1	6	6	0
10/06	at Rams	S	26	15	224	57.7	8.6	14.9	2	1	66t	2/22	95.7	3	10	12	0
10/13	Cardinals	S	32	22	258	68.8	8.1	11.7	4	1	44t	0/0	119.5	5	13	6	0
2024 TOTALS		4-4	146	86	1,131	58.9	7.7	13.2	12	6	70t	4/37	93.7	9	29	12	0

ISAIAH MCDUFFIE

58

LINEBACKER
BOSTON COLLEGE

Fourth NFL Season | Fourth Packers Season



Ht: 6-1 | Wt: 227 | Born: July 21, 1999 | NFL Games Played/Started: 52/15 | Acquired: D6b-21

AT A GLANCE

- » Played in 16 games in 2023 and set career highs in games started (eight), tackles (82, No. 2 on the team), solo tackles (52, tied for No. 3 on the team), tackles for a loss (five) and QB hits (three), and recorded the first half-sack and pass defended of his career. Also appeared in both postseason contests and made his first career playoff start.
- » Saw action in all 17 games in 2022 and made his first career start. Posted 30 tackles (19 solo) on defense and was tied for the team lead with a career-high 13 special teams tackles.
- » Played in 13 games as a rookie and registered two tackles on special teams while also appearing in the postseason contest, where he recorded a special teams tackle.
- » Earned second-team All-Atlantic Coast Conference honors in 2020 after ranking No. 5 in the nation and No. 2 in the ACC with a career-best 107 tackles (54 solo).
- » A two-way performer at linebacker and running back who played for his dad, head coach Stevenson McDuffie, at Bennett High School in Buffalo, N.Y. Was a three-time captain and finished with school records for single-season tackles (161), single-game tackles (29), career touchdowns (70) and career rushing yards (5,529).

2024 SEASON: Has started all five games, recording 34 tackles (17 solo), a shared sack, three quarterback hits and a career-high two passes defended...Ranks No. 2 on the team in tackles...Has posted one tackle on special teams...**At Philadelphia (Sept. 6):** Started and played 74 of 76 snaps on defense, recording six tackles (three solo) and a QB hit. Also saw action on nine special teams snaps...**Vs. Indianapolis (Sept. 15):** Started and played 50 of 56 snaps on defense, recording four tackles (three solo), a QB hit and a pass defended. Broke up a pass intended for RB Jonathan Taylor on third down on the Colts' first drive of the game, forcing Indianapolis to punt. Hit QB Anthony Richardson, forcing an incompleton to WR Michael Pittman Jr. on the Colts' first drive of the second half...**At Tennessee (Sept. 22):** Started and played 42 snaps on defense, leading the team with a season-high nine tackles (six solo), a shared sack and a QB hit. Helped LB Quay Walker sack QB Will Levis on fourth-and-2 to force a turnover on downs and give the Packers' offense the ball at the Tennessee 36...**Vs. Minnesota (Sept. 29):** Started and played 52 snaps on defense, recording six tackles (two solo) and a pass defended. Deflected a pass intended for WR Justin Jefferson on the Vikings' first drive of the game. Also appeared on 10 special teams snaps, posting a tackle on punt coverage...**At L.A. Rams (Oct. 6):** Started and played 46 snaps on defense, finishing with nine tackles (three solo) to tie his season high. Also saw action on seven special teams plays...**Vs. Arizona (Oct. 13):** Started and played 26 defensive snaps, posting three tackles (two solo). Also appeared on five special teams snaps.

ISAIAH MCDUFFIE'S NFL REGULAR-SEASON DEFENSIVE STATISTICS

YEAR	TEAM	GP	GS	TACKLES					INTERCEPTIONS										ST				MISC								
				TK	S	A	TFL	YDS	SK	YDS	QBH	NO	YDS	LG	TD	PD	FF	FR	TD	YDS	TK	S	A	FF	FR	S	A				
2021	Packers	13	0	0	0	0	0	0	0	0.0	0.0	0	0	0	0	0	0	0	0	0	0	0	0	0	2	0	2	0	0	0	0
2022	Packers	17	1	30	19	11	0	0	0.0	0.0	0	0	0	0	0	0	0	0	0	0	0	0	0	0	13	8	5	0	1	0	0
2023	Packers	16	8	82	52	30	5	8	0.5	5.0	3	0	0	0	0	1	0	0	0	0	0	0	0	0	4	4	0	0	0	0	0
2024	Packers	6	6	37	19	18	0	0	0.5	0.0	3	0	0	0	0	2	0	0	0	0	0	0	0	0	1	1	0	0	0	0	0
NFL TOTALS		52	15	149	90	59	5	8	1.0	5.0	6	0	0	0	0	3	0	0	0	0	0	0	0	0	20	13	7	0	1	0	0

ISAIAH MCDUFFIE'S NFL POSTSEASON DEFENSIVE STATISTICS

YEAR	TEAM	GP	GS	TACKLES					INTERCEPTIONS										ST				MISC								
				TK	S	A	TFL	YDS	SK	YDS	QBH	NO	YDS	LG	TD	PD	FF	FR	TD	YDS	TK	S	A	FF	FR	S	A				
2021	Packers	1	0	0	0	0	0	0	0.0	0.0	0	0	0	0	0	0	0	0	0	0	0	0	0	0	1	1	0	0	0	0	0
2023	Packers	2	1	4	3	1	0	0	0.0	0.0	0	0	0	0	0	0	0	0	0	0	0	0	0	0	2	2	0	0	0	0	0
NFL TOTALS		3	1	4	3	1	0	0	0.0	0.0	0	0	0	0	0	0	0	0	0	0	0	0	0	0	3	3	0	0	0	0	0

SINGLE-GAME HIGHS: DEFENSIVE

Total Tackles	12 vs. Dallas Cowboys, Nov 13, 2022 11 at Detroit Lions, Nov 23, 2023	Passes Defended	1 vs. Minnesota Vikings, Sep 29, 2024 1 vs. Indianapolis Colts, Sep 15, 2024 ...1 more at 1.
Solo Tackles	7 at Pittsburgh Steelers, Nov 12, 2023 7 at Denver Broncos, Oct 22, 2023 ...1 more at 7.	Tackles For Loss	2 vs. Los Angeles Rams, Nov 05, 2023 1 at Carolina Panthers, Dec 24, 2023 ...2 more at 1.
Sacks	0.5 at Tennessee Titans, Sep 22, 2024 0.5 at Minnesota Vikings, Dec 31, 2023	Special Teams Tackles	2 vs. Detroit Lions, Sep 28, 2023 2 vs. Detroit Lions, Jan 08, 2023 ...1 more at 2.

2024 GXG REGULAR SEASON (PACKERS)

DATE	OPPONENT	P/S	TK	S	A	SK	YDS	INT	PD	FF	FR
09/06	at Eagles	S	6	3	3	0	0.0	0	0	0	0
09/15	Colts	S	4	3	1	0	0.0	0	1	0	0
09/22	at Titans	S	9	6	3	0.5	0.0	0	0	0	0
09/29	Vikings	S	6	2	4	0	0.0	0	1	0	0
10/06	at Rams	S	9	3	6	0	0.0	0	0	0	0
10/13	Cardinals	S	3	2	1	0	0.0	0	0	0	0
2024 TOTALS		6-6	37	19	18	0.5	0.0	0	2	0	0

XAVIER MCKINNEY

29 SAFETY ALABAMA

Fifth NFL Season | First Packers Season



Ht: 6-0 | Wt: 201 | Born: August 9, 1999 | NFL Games Played/Started: 55/52 | Acquired: UFA (NYG)-24

AT A GLANCE

- » First name is pronounced ZAY-vier.
- » Was one of only two NFL players (S Jordan Whitehead) to register 250-plus tackles (254), eight-plus interceptions (eight) and 25-plus passes defended (26) over the past three seasons (2021-23).
- » Ranked No. 2 in the NFL (per STATS) among NFL safeties in passes defended (26) over the past three seasons (2021-23) behind only Justin Simmons (27).
- » In 2023, was one of only four players in the league (Antoine Winfield Jr., Julian Love, Quincy Williams) to post 100-plus tackles (116), 10-plus passes defended (11), a forced fumble (one) and a fumble recovery (two). Was the first Giant to hit those marks in a season since DB Terrell Thomas in 2010.
- » Was tied for the league lead among safeties with a career-high five INTs in 2021.
- » During his four seasons with the Giants, helped the defense rank No. 10 in the NFL over that span in opponent passer rating (89.0) and tied for No. 7 in TD passes allowed (91).
- » As a junior at Alabama in 2019, earned first-team All-Southeastern Conference honors from the coaches and media and was named a semifinalist for the Jim Thorpe Award, presented annually to the nation's top defensive back.

2024 SEASON: Has started all six contests and has posted 23 tackles (16 solo), a tackle for a loss, six passes defended (No. 1 on the team), a fumble recovery and a league-best five interceptions...Became the first player in team history to register an INT in each of his first five games in a Green Bay uniform...Is the first NFL player since the 1970 merger with an INT in each of his first five games with a team...His streak of five straight games with an INT tied for the longest streak in franchise history (Irv Comp in 1943)...Is the fourth NFL player since 1970 with a takeaway in each of his team's first five games of a season, joining Trevon Diggs (2021), Brian Russell (2003) and Lemar Parrish (1979)...Dating back to last season, had at least one INT in six games (Week 18 of 2023 and Weeks 1-5 of 2024), tied with eight other players for the longest INT streak since the 1970 merger...Tied for the sixth-longest streak in NFL history behind only Tom Morrow (eight in 1962-63) and four players with seven...His seven INTs over six games tied for the most in the NFL since 2010 over a six-game span with Cowboys CB Trevon Diggs (2021) and Chiefs CB Marcus Peters (2015-16)...**At Philadelphia (Sept. 6):** Played all 76 defensive snaps in his Packer debut, posting four tackles (three solo), a pass defended and intercepted QB Jalen Hurts when he undercut a deep pass early in the first quarter, returning it 17 yards to the Philadelphia 19-yard line. It was his fourth interception in five regular-season games against the Eagles, the most he has against one team. Tied Dallas CB Trevon Diggs for the most interceptions against Philadelphia since 2020...**Vs. Indianapolis (Sept. 15):** Was one of three players to play all 56 defensive snaps, recording four tackles (three solo), a tackle for a loss, a pass defended and picked off QB Anthony Richardson on an overthrow deep over the middle, returning it 18 yards to the Green Bay 31-yard line. On third-and-1 on the first play of the fourth quarter, tracked down RB Trey Sermon on an option play for a loss of 4 yards, forcing a 50-yard field goal that missed wide left...**At Tennessee (Sept. 22):** One of two defenders to play all 54 defensive snaps, recording four tackles (three solo) and a pass defended, and leaped into the air on a deep ball down the sideline to intercept QB Will Levis at the Green Bay 18-yard line with just over two minutes to play in the game...**Vs. Minnesota (Sept. 29):** One of two Packers to see action on all 68 defensive snaps, posting four tackles (two solo), an interception and a pass defended. With 10:24 left in the third quarter and the Vikings on the Green Bay 20-yard line, intercepted a pass to the sideline at the Green Bay 2 when he jumped to cut in front of RB Aaron Jones...**At L.A. Rams (Oct. 6):** One of four Packers to play on all 78 defensive snaps, recording three tackles (two solo), an interception, two passes defended and a fumble recovery. Both takeaways came in the third quarter on back-to-back drives and each led to a TD on the Packers' ensuing drive. Became the first Packer to have an INT and an opponent fumble recovery in a quarter since Charles Woodson (third quarter) at Carolina in Week 2 of 2011...**Vs. Arizona (Oct. 13):** One of three Packers to play all 58 defensive snaps, recording four tackles (all solo for a season high).

XAVIER MCKINNEY'S NFL REGULAR-SEASON DEFENSIVE STATISTICS

YEAR	TEAM	GP	GS	TK	S	TACKLES					INTERCEPTIONS										ST			MISC							
						A	TFL	YDS	SK	YDS	QBH	NO	YDS	LG	TD	PD	FF	FR	TD	YDS	TK	S	A	FF	FR	S	A				
2020	Giants	6	4	24	14	10	1	3	0.0	0.0	0	1	0	0	0	1	0	0	0	0	0	0	0	1	0	1	0	0	0	0	0
2021	Giants	17	16	93	59	34	1	2	0.0	0.0	0	5	64	41t	1	10	0	0	0	0	0	0	0	0	0	0	0	0	0	0	0
2022	Giants	9	9	44	28	16	2	8	1.0	8.0	1	0	0	0	0	5	1	0	0	0	0	0	0	1	10	0	0	0	0	0	0
2023	Giants	17	17	116	78	38	2	2	0.5	3.0	1	3	22	18	0	11	1	2	0	0	0	0	0	0	0	0	0	0	0	0	0
2024	Packers	6	6	23	16	7	1	4	0.0	0.0	0	5	63	28	0	6	0	1	0	7	1	10	0	0	0	0	0	0	0	0	0
NFL TOTALS		55	52	300	195	105	7	19	1.5	11.0	2	14	149	41t	1	33	2	3	0	7	3	21	0	0	0	0	0	0	0	0	0

XAVIER MCKINNEY'S NFL POSTSEASON DEFENSIVE STATISTICS

YEAR	TEAM	GP	GS	TK	S	TACKLES					INTERCEPTIONS										ST			MISC							
						A	TFL	YDS	SK	YDS	QBH	NO	YDS	LG	TD	PD	FF	FR	TD	YDS	TK	S	A	FF	FR	S	A				
2022	Giants	2	2	16	8	8	1	1	1.0	6.0	0	0	0	0	0	2	1	0	0	0	0	0	0	0	0	0	0	0	0	0	0
NFL TOTALS		2	2	16	8	8	1	1	1.0	6.0	0	0	0	0	0	2	1	0	0	0	0	0	0	0	0	0	0	0	0	0	0

SINGLE-GAME HIGHS: DEFENSIVE

Total Tackles 13 at Washington Commanders, Nov 19, 2023
 10 at Philadelphia Eagles, Dec 25, 2023
 ...3 more at 10.

Solo Tackles 8 at Washington Commanders, Nov 19, 2023
 8 at Dallas Cowboys, Nov 12, 2023

Sacks 1.0 at Seattle Seahawks, Oct 30, 2022
 0.5 at Philadelphia Eagles, Dec 25, 2023

Passes Defensed 3 vs. Philadelphia Eagles, Jan 07, 2024
 2 at Los Angeles Rams, Oct 06, 2024
 ...3 more at 2.

Forced Fumbles 1 at Miami Dolphins, Oct 08, 2023
 1 at Jacksonville Jaguars, Oct 23, 2022

Fumble Recoveries 1 at Los Angeles Rams, Oct 06, 2024
 1 vs. Green Bay Packers, Dec 11, 2023
 ...1 more at 1.

Tackles For Loss 1 vs. Indianapolis Colts, Sep 15, 2024
 1 vs. Los Angeles Rams, Dec 31, 2023
 ...5 more at 1.

Interceptions 2 vs. Philadelphia Eagles, Jan 07, 2024
 2 vs. Las Vegas Raiders, Nov 07, 2021
 ...1 more at 2.

Interception Return Yards 41 vs. Las Vegas Raiders, Nov 07, 2021
 23 vs. Los Angeles Rams, Oct 17, 2021

Special Teams Tackles 1 vs. Chicago Bears, Oct 02, 2022

Longest Opp Fumble Return 1 at Cincinnati Bengals, Nov 29, 2020
 7 at Los Angeles Rams, Oct 06, 2024

2024 GXG REGULAR SEASON (PACKERS)

DATE OPPONENT	P/S	TK	S	A	SK	YDS	INT	PD	FF	FR
09/06 at Eagles	S	4	3	1	0.0	0.0	1	1	0	0
09/15 Colts	S	4	3	1	0.0	0.0	1	1	0	0
09/22 at Titans	S	4	3	1	0.0	0.0	1	1	0	0
09/29 Vikings	S	4	1	3	0.0	0.0	1	1	0	0
10/06 at Rams	S	3	2	1	0.0	0.0	1	2	0	1
10/13 Cardinals	S	4	4	0	0.0	0.0	0	0	0	0
2024 TOTALS	6-6	23	16	7	0.0	0.0	5	6	0	1

BO MELTON

80

WIDE RECEIVER
RUTGERS

First NFL Season | First Packers Season



Ht: 5-11 | Wt: 189 | Born: May 18, 1999 | NFL Games Played/Started: 11/1 | Acquired: FA-22 (PS-Sea.)

AT A GLANCE

- » Appeared in five games with one start for the Packers last season, posting 16 receptions for 218 yards (13.6 avg.) and a TD along with three carries for 21 yards (7.0 avg.).
- » Made his first NFL start at Minnesota in Week 17 and posted a career-high six catches for a career-best 105 yards (17.5 avg.) and a TD, becoming the first Packer to post 100-plus receiving yards and a receiving TD in his first NFL start since WR Jarrett Boykin in 2013.
- » Was signed to Green Bay's active roster from Seattle's practice squad on Dec. 27, 2022.
- » Was selected by the Seahawks in the seventh round (No. 229 overall) of the 2022 NFL Draft, the first WR from Rutgers to be drafted since Leonte Carroo (third round) by the Miami Dolphins in 2016.
- » Appeared in 56 games with 42 starts in five seasons at Rutgers (2017-21), finishing his career ranked No. 3 in school history in games played, No. 6 in receptions (164), tied for No. 8 in 100-yard receiving games (five) and No. 10 in receiving yards (2,011).

2024 SEASON: Has appeared in all six games, seeing time on offense and special teams...Has posted three catches for 46 yards (15.3 avg.) and 35 rushing yards on four carries (8.8 avg.)...Has added a tackle and a fumble recovery on special teams...**At Philadelphia (Sept. 6):** Appeared on eight plays on offense and nine on special teams...**Vs. Indianapolis (Sept. 15):** Played 16 snaps on offense and seven on special teams...**At Tennessee (Sept. 22):** Appeared on 17 plays on offense and six on special teams...**Vs. Minnesota (Sept. 29):** Played 11 snaps on offense and hauled in a 28-yard pass early in the fourth quarter. Also appeared on 14 plays on special teams and recovered a muffed punt by Vikings WR Jalen Nailor with under a minute remaining in the first half, giving Green Bay the ball at the Minnesota 3 to set up a TD two plays later...**At L.A. Rams (Oct. 6):** Appeared on a season-high 29 snaps on offense and one on special teams, posting a 12-yard reception...**Vs. Arizona (Oct. 13):** Played 27 snaps on offense and six on special teams, posting a career-high 27 rushing yards on two carries (13.6 avg.) while adding a 6-yard reception. Added a special teams tackle.

BO MELTON'S NFL REGULAR-SEASON RECEIVING STATISTICS

DATE	TEAM	GP	GS	RECEIVING				
				NO.	YDS.	AVG.	LG	TD
2023	Packers	5	1	16	218	13.6	37	1
2024	Packers	6	0	3	46	15.3	28	0
NFL TOTALS		11	1	19	264	13.9	37	1

BO MELTON'S NFL POSTSEASON RECEIVING STATISTICS

DATE	TEAM	GP	GS	RECEIVING				
				NO.	YDS.	AVG.	LG	TD
2023	Packers	2	0	2	26	13.0	19t	1
NFL TOTALS		2	0	2	26	13.0	19t	1

SINGLE-GAME HIGHS: RUSHING/RECEIVING

Rush Attempts 2 vs. Arizona Cardinals, Oct 13, 2024
2 vs. Indianapolis Colts, Sep 15, 2024
...1 more at 2.

Rushing Yards 27 vs. Arizona Cardinals, Oct 13, 2024
14 vs. Chicago Bears, Jan 07, 2024

Longest Runs 16 vs. Arizona Cardinals, Oct 13, 2024
16 vs. Indianapolis Colts, Sep 15, 2024

Receptions 6 at Minnesota Vikings, Dec 31, 2023
5 vs. Chicago Bears, Jan 07, 2024

Receiving Yards 105 at Minnesota Vikings, Dec 31, 2023
62 vs. Chicago Bears, Jan 07, 2024

Receiving Average 17.5 at Minnesota Vikings, Dec 31, 2023
12.4 vs. Chicago Bears, Jan 07, 2024

Longest Receptions 37 at Minnesota Vikings, Dec 31, 2023
28 vs. Minnesota Vikings, Sep 29, 2024
...1 more at 28.

Receiving TDs 1 at Minnesota Vikings, Dec 31, 2023

Special Teams Tackles 1 at Minnesota Vikings, Dec 31, 2023

Most TDs 1 at Minnesota Vikings, Dec 31, 2023

Scrimmage Yards 105 at Minnesota Vikings, Dec 31, 2023
76 vs. Chicago Bears, Jan 07, 2024

2024 GXG REGULAR SEASON (PACKERS)

DATE	OPPONENT	P/S	RECEIVING					RUSHING				
			NO.	YDS.	AVG.	LG	TD	NO.	YDS.	AVG.	LG	TD
09/06	at Eagles	P	0	0	0.0	0	0	0	0	0.0	0	0
09/15	Colts	P	0	0	0.0	0	0	2	8	4.0	16	0
09/22	at Titans	P	0	0	0.0	0	0	0	0	0.0	0	0
09/29	Vikings	P	1	28	28.0	28	0	0	0	0.0	0	0
10/06	at Rams	P	1	12	12.0	12	0	0	0	0.0	0	0
10/13	Cardinals	P	1	6	6.0	6	0	2	27	13.5	16	0
2024 TOTALS		6-0	3	46	15.3	28	0	4	35	8.8	16	0

JACOB MONK 62

CENTER/GUARD
DUKE

Rookie



Ht: 6-3 | Wt: 308 | Born: June 4, 2001 | NFL Games Played/Started: 6/0 | Acquired: D5a-24

AT A GLANCE

- » Appeared in 59 games with 58 starts in his five seasons at Duke, opening games at three different spots on the offensive line (34 at right guard, 12 at center, 12 at right tackle).
- » Earned second-team All-Atlantic Coast honors in 2023 and twice earned All-ACC honorable mention (2021-22) while also being a two-time team captain (2022-23).
- » Anchored an offensive line that helped the Blue Devils rank tied for No. 24 in the nation in sacks allowed per game in 2023 (1.31, 17 sacks in 13 games).
- » In 2022, helped clear the way for Duke to register a school-record 31 rushing TDs as the Blue Devils also ranked No. 1 in the ACC in sacks allowed (17).
- » In 2019, became the first true freshman to start a season opener on the offensive line for Duke since Bryan Morgan in 2007.
- » Selected by the Packers with the first of two picks in the fifth round (No. 163 overall) of the 2024 NFL Draft, becoming the first offensive lineman from Duke to be drafted by Green Bay.
- » Was a three-year team captain and a three-time all-conference selection at Corinth Holders High School in Wendell, N.C.

2024 SEASON: Has appeared in all six games, seeing time on special teams...**At Philadelphia (Sept. 6):** Appeared on seven plays on special teams in his NFL debut...**Vs. Indianapolis (Sept. 15):** Played five snaps on special teams...**At Tennessee (Sept. 22):** Appeared on seven plays on special teams...**Vs. Minnesota (Sept. 29):** Played five snaps on special teams...**At L.A. Rams (Oct. 6):** Played four snaps on special teams...**Vs. Arizona (Oct. 13):** Appeared on two snaps on special teams.

JACOB MONK'S NFL REGULAR-SEASON STATISTICS

DATE	TEAM	GP	GS
2024	Packers	6	0
NFL TOTALS		6	0

JORDAN MORGAN

77

TACKLE/GUARD
ARIZONA

Rookie



Ht: 6-5 | Wt: 311 | Born: August 4, 2001 | NFL Games Played/Started: 3/0 | Acquired: D1-24

AT A GLANCE

- » Appeared in 41 games with 37 starts at left tackle during his five seasons at the University of Arizona, starting all 33 games he played in over his final three seasons.
- » Earned first-team All-Pacific-12 honors from *The Associated Press* and from the coaches in 2023, helping the Wildcats rank No. 20 in the nation in total offense (448.0 ypg), No. 8 in passing offense (308.3 ypg) and No. 18 in scoring offense (34.6 ppg).
- » Allowed only two sacks in 787 snaps of work in 2023 as he led the Arizona offensive line in total blocking grade (84.3), run-blocking grade (77.0) and pass-blocking grade (87.3), per Pro Football Focus.
- » Helped the Wildcats post a 10-3 record in 2023, a nine-win improvement from 2021, the largest win improvement over two years in the history of the program.
- » Started all 10 games he played in at LT during the 2022 season, taking home first-team AP All-Pac-12 recognition after allowing just one sack in 670 snaps of action and helping Arizona rank No. 6 in the nation in passing offense (318.4 ypg).
- » Selected by the Packers in the first round (No. 25 overall) of the 2024 NFL Draft, the first offensive lineman from the University of Arizona to be picked in the first round since John Fina (No. 27 overall) by Buffalo in 1992.
- » Earned all-state honors at Marana High School (Tucson, Ariz.), helping lead the team to three consecutive appearances in the state playoffs (2016-18).

2024 SEASON: Has played in three games, seeing action on offense...Was sidelined for three games (Weeks 3-5) due to a shoulder injury...**At Philadelphia (Sept. 6):** Rotated with Sean Rhyan at RG, appearing on 28 of 67 snaps as he played one out of every three series...**Vs. Indianapolis (Sept. 15):** Rotated with Rhyan at RG in the first half, playing two series (20 snaps) before sustaining a shoulder injury that sidelined him for the second half...**At Tennessee (Sept. 22):** Inactive (shoulder)...**Vs. Minnesota (Sept. 29):** Inactive (shoulder)...**Vs. Arizona (Oct. 13):** Returned to action, appearing on 38 snaps on offense as he rotated with Rhyan at RG. Helped protect QB Jordan Love as he was not sacked on the afternoon and as he tied his career high with four TD passes.

JORDAN MORGAN'S NFL REGULAR-SEASON STATISTICS

DATE	TEAM	GP	GS
2024	Packers	3	0
NFL TOTALS		3	0

ARRON MOSBY 53

DEFENSIVE LINEMAN
FRESNO STATE

Second NFL Season | First Packers Season



Ht: 6-3 | Wt: 250 | Born: April 13, 1999 | NFL Games Played/Started: 8/0 | Acquired: W-23 (Car.)

AT A GLANCE

- » Second-year player out of Fresno State, originally signed with the Carolina Panthers as an undrafted free agent in 2022.
- » He spent his rookie season on the Panthers' practice squad and active roster, appearing in three games.
- » In college, Mosby played in 58 games over five seasons with the Bulldogs (2017-21). As a senior, he led the team with 15.5 tackles for a loss, tied for the sixth most in a season in program history.

2024 SEASON: Has played in five games on special teams, recording one tackle...Has been inactive for one game...**At Philadelphia (Sept. 6):** Inactive...**Vs. Indianapolis (Sept. 15):** Made his Packers debut, appearing on eight special teams snaps...**At Tennessee (Sept. 22):** Played 17 snaps on special teams...**Vs. Minnesota (Sept. 29):** Appeared on 12 special teams snaps...**At L.A. Rams (Oct. 6):** Saw action on 13 special teams snaps, recording a tackle on kickoff coverage...**Vs. Arizona (Oct. 13):** Played 11 snaps on special teams.

ARRON MOSBY'S NFL REGULAR-SEASON DEFENSIVE STATISTICS

YEAR	TEAM	GP	GS	TACKLES							INTERCEPTIONS							ST				MISC					
				TK	S	A	TFL	YDS	SK	YDS	QBH	NO	YDS	LG	TD	PD	FF	FR	TD	YDS	TK	S	A	FF	FR	S	A
2022	Panthers	3	0	1	1	0	0	0	0.0	0.0	0	0	0	0	0	0	0	0	0	0	0	0	0	0	0	0	0
2024	Packers	5	0	0	0	0	0	0	0.0	0.0	0	0	0	0	0	0	0	0	0	0	1	1	0	0	0	0	
NFL TOTALS		8	0	1	1	0	0	0	0.0	0.0	0	0	0	0	0	0	0	0	0	0	1	1	0	0	0	0	


2024 GXG REGULAR SEASON (PACKERS)

DATE	OPPONENT	P/S	TK	S	A	SK	YDS	INT	PD	FF	FR	
09/06	at Eagles		INACTIVE									
09/15	Colts	P	0	0	0	0	0.0	0	0	0	0	
09/22	at Titans	P	0	0	0	0	0.0	0	0	0	0	
09/29	Vikings	P	0	0	0	0	0.0	0	0	0	0	
10/06	at Rams	P	0	0	0	0	0.0	0	0	0	0	
10/13	Cardinals	P	0	0	0	0	0.0	0	0	0	0	
2024 TOTALS		5-0	0	0	0	0	0.0	0	0	0	0	

LUKE MUSGRAVE

88

TIGHT END
OREGON STATE



Second NFL Season | Second Packers Season



Ht: 6-6 | Wt: 253 | Born: September 2, 2000 | NFL Games Played/Started: 15/11 | Acquired: D2a-23

AT A GLANCE

- » Tied the franchise rookie record (Bubba Franks, 2000) for the most receptions by a tight end with 34 despite missing six contests due to injury last season.
- » Finished with 352 receiving yards last season, good for No. 3 among rookie TEs in team history behind only Franks (363 in 2000) and Tucker Kraft (355 in 2023).
- » Ranked No. 3 in the NFL among rookie tight ends in receptions and yards per reception (min. 20 rec.) and No. 4 in receiving yards in 2023.
- » Ranked No. 2 among Pacific-12 tight ends and No. 8 among tight ends in the Power Five in yards per reception (14.3) in 2021-22.
- » Set career highs in games played (13), games started (nine), receptions (22) and receiving yards (304) in 2021. Also blocked a punt and returned it 27 yards for a TD.
- » Became the highest-drafted tight end out of Oregon State in school history and was the highest-drafted TE by Green Bay since Franks (first round, No. 14 overall) in 2000.

2024 SEASON: Has appeared in four games with two starts and has posted five catches for 22 yards (4.4 avg.)...Dressed for the Week 5 contest, but did not play...Was placed on injured reserve (ankle) on Oct. 11...**At Philadelphia (Sept. 6):** Appeared on 17 plays on offense...**Vs. Indianapolis (Sept. 15):** Started and played 31 of 70 snaps, posting a 6-yard catch and helping to block for the Packers' 261 rushing yards on 53 carries (4.9 avg.), the highest rushing-yardage total in a game by Green Bay since Sept. 28, 2003, vs. Denver (262 yards)...**At Tennessee (Sept. 22):** Appeared on 35 of 63 offensive snaps and recorded a 3-yard catch...**Vs. Minnesota (Sept. 29):** Played 25 snaps and caught three passes for 13 yards (4.3 avg.)...**At L.A. Rams (Oct. 6):** Was active, but did not see any action after dealing with an ankle injury during the week.

LUKE MUSGRAVE'S NFL REGULAR-SEASON RECEIVING STATISTICS

DATE	TEAM	GP	GS	RECEIVING				TD
				NO.	YDS.	AVG.	LG	
2023	Packers	11	9	34	352	10.4	37	1
2024	Packers	4	2	5	22	4.4	6	0
NFL TOTALS		15	11	39	374	9.6	37	1

LUKE MUSGRAVE'S NFL POSTSEASON RECEIVING STATISTICS

DATE	TEAM	GP	GS	RECEIVING				TD
				NO.	YDS.	AVG.	LG	
2023	Packers	2	1	6	66	11.0	38t	1
NFL TOTALS		2	1	6	66	11.0	38t	1

SINGLE-GAME HIGHS: RECEIVING

Receptions	6 at Las Vegas Raiders, Oct 09, 2023	Receiving TDs	1 vs. Los Angeles Rams, Nov 05, 2023
	6 vs. New Orleans Saints, Sep 24, 2023	Most TDs	1 vs. Los Angeles Rams, Nov 05, 2023
Receiving Yards	64 at Pittsburgh Steelers, Nov 12, 2023	Scrimmage Yards	64 at Pittsburgh Steelers, Nov 12, 2023
	51 vs. Los Angeles Rams, Nov 05, 2023		51 vs. Los Angeles Rams, Nov 05, 2023
Receiving Average	17.0 vs. Los Angeles Rams, Nov 05, 2023		
	16.7 at Chicago Bears, Sep 10, 2023		
Longest Receptions	37 at Chicago Bears, Sep 10, 2023		
	36 at Pittsburgh Steelers, Nov 12, 2023		

2024 GXG REGULAR SEASON (PACKERS)

DATE	OPPONENT	P/S	RECEIVING					RUSHING				
			NO.	YDS.	AVG.	LG	TD	NO.	YDS.	AVG.	LG	TD
09/06	at Eagles	S	0	0	0.0	0	0	0	0	0.0	0	0
09/15	Colts	S	1	6	6.0	6	0	0	0	0.0	0	0
09/22	at Titans	P	1	3	3.0	3	0	0	0	0.0	0	0
09/29	Vikings	P	3	13	4.3	5	0	0	0	0.0	0	0
10/06	at Rams		DID NOT PLAY									
10/13	Cardinals		INJURED RESERVE									
2024 TOTALS		4-2	5	22	4.4	6	0	0	0	0.0	0	0

JOSH MYERS

71

CENTER/GUARD
OHIO STATE

Fourth NFL Season | Fourth Packers Season



Ht: 6-5 | Wt: 310 | Born: July 16, 1998 | NFL Games Played/Started: 46/46 | Acquired: D2-21

AT A GLANCE

- » Started all 34 games at center in 2022-23, one of only two offensive linemen on the Packers (G Jon Runyan) to open every game over that span.
- » Was one of only six centers in the NFL (Jake Brendel, Mason Cole, Jason Kelce, Robert Hainsey, Luke Fortner) to start all 34 regular-season games over the past two seasons.
- » Part of a line that allowed just 62 sacks in 2022-23, tied for No. 4 in the NFL over that span.
- » Started all 17 games at center in 2022 and appeared on a team-high 1,047 offensive snaps.
- » In 2021, joined Corey Linsley (2014) as the only rookies to start at center for the Packers in the season opener since the 1970 AFL-NFL merger.
- » Played in 31 games in three years (2018-20) at Ohio State and started his final 21 contests at center for the Buckeyes. Was a part of teams that only lost one game each season he played, won three Big Ten titles and appeared in back-to-back College Football Playoffs (2019-20).
- » In 2020, earned second-team All-America honors from Sporting News and first-team All-Big Ten recognition from the coaches.

2024 SEASON: Has started all six games at C and has helped the offense rank No. 2 in the NFL in rushing (167.2 ypg), explosive plays (55) and explosive runs (24), No. 4 in total offense (400.0 ypg) and yards per play (6.22), tied for No. 2 in sacks allowed (eight) and No. 6 in yards per carry (5.07)...**At Philadelphia (Sept. 6):** Started at C and played 65 of 67 snaps, missing the final two plays due to injury. Helped protect QB Jordan Love as he was sacked just once on the evening and cleared holes for Green Bay to register 163 rushing yards on just 21 carries (7.8 avg.)...**Vs. Indianapolis (Sept. 15):** Started at C and played all 70 snaps. Was part of a line that did not allow a sack of QB Malik Willis and cleared the way for the Packers' 261 rushing yards on 53 carries (4.9 avg.), the highest rushing-yardage total in a game by Green Bay since Sept. 28, 2003, vs. Denver (262 yards)...**At Tennessee (Sept. 22):** Started at C and played all 63 snaps, helping to clear the way for the Packers' 188 rushing yards on 37 attempts (5.1 avg.), bringing their total over their past two games to 449 rushing yards, the most over a two-game span by Green Bay in a single season since Nov. 2-10, 2003 (502 yards)...**Vs. Minnesota (Sept. 29):** Started at C and played all 76 snaps, helping the offense register a season-high 465 total yards as Love posted single-game career highs for passing yards (389), passing TDs (four) and completions (32)...**At L.A. Rams (Oct. 6):** Started at C and played all 59 snaps, helping to clear the way for the Packers' 126 rushing yards and a TD on 30 carries (4.2 avg.)...**Vs. Arizona (Oct. 13):** Started at C and played 68 of 73 snaps, missing five plays early in the fourth quarter due to injury. Helped to clear the way for the Packers' 437 total yards and was part of a line that did not allow a sack of Love as he tied his career high with four TD passes.

JOSH MYERS' NFL REGULAR-SEASON STATISTICS

DATE	TEAM	GP	GS
2021	Packers	6	6
2022	Packers	17	17
2023	Packers	17	17
2024	Packers	6	6
NFL TOTALS		46	46

JOSH MYERS' NFL POSTSEASON STATISTICS

DATE	TEAM	GP	GS
2021	Packers	1	1
2023	Packers	2	2
NFL TOTALS		3	3

BRAYDEN NARVESON

44

KICKER
NORTH CAROLINA STATE

Rookie



Ht: 5-11 | Wt: 209 | Born: September 28, 1999 | NFL Games Played/Started: 6/0 | Acquired: W-24 (Ten.)

AT A GLANCE

- » Originally signed by the Titans as an undrafted free agent on May 10, 2024, but was released following training camp. In the preseason, he connected on 6 of 7 field goals and made both extra point attempts for Tennessee.
- » Appeared in 57 games during his collegiate career, playing his final season at N.C. State (2023) after three seasons (2020-22) at Western Kentucky and two seasons at Iowa State (2018-19).
- » Scored 409 points overall, converting 71 of 91 field goal attempts and all 196 extra point attempts in his college career.
- » Named a first team all-district, all-region and all-state honoree as a senior at Desert Mountain (Scottsdale, Ariz.) High School.

2024 SEASON: Has played in all six games, connecting on 12 of 17 field-goal attempts (70.6 pct.) and all 16 extra points...Of his 33 kickoffs, 17 have resulted in a touchback (51.5 pct.)...**At Philadelphia (Sept. 6):** Made three field goals (31, 23, 26) and both his extra points in his NFL debut. Connected on 31- and 23-yard FGs in the first quarter and added a 26-yard FG in the fourth quarter. Posted five touchbacks on seven kickoffs...**Vs. Indianapolis (Sept. 15):** Connected on 3 of 4 FGs and his lone extra point, recording a 46-yard FG in the first quarter. Posted a touchback on each of his five kickoffs...**At Tennessee (Sept. 22):** Connected on all three field-goal attempts (21, 26, 47) and all three extra points. Made a career-long 47-yard FG in the fourth quarter. Posted three touchbacks on six kickoffs...**Vs. Minnesota (Sept. 29):** Connected on all three extra points. Posted two touchbacks on four kickoffs...**At L.A. Rams (Oct. 6):** Made a 46-yard FG and all three extra points. Posted one touchback on four kickoffs...**Vs. Arizona (Oct. 13):** Connected on two of three FGs, posting a 36-yard FG in the second quarter and a 41-yard FG in the fourth quarter. Made all four extra points. Posted one touchback on seven kickoffs.

BRAYDEN NARVESON'S NFL REGULAR-SEASON KICKING STATISTICS

DATE	TEAM	GP	FGM	FGA	PCT.	LG	XP	XPA	PCT.	BLK	PTS
2024	Packers	6	12	17	70.6	47	16	16	100.0	0	52
NFL TOTALS		6	12	17	70.6	47	16	16	100.0	0	52

BRAYDEN NARVESON'S NFL REGULAR-SEASON FIELD-GOAL ACCURACY STATISTICS

DATE	TEAM	1-19	PCT.	20-29	PCT.	30-39	PCT.	40-49	PCT.	50+	PCT.
2024	Packers	0-0	0.0	4-4	100.0	3-4	75.0	5-9	55.6	0-0	0.0
NFL TOTALS		0-0	0.0	4-4	100.0	3-4	75.0	5-9	55.6	0-0	0.0

SINGLE-GAME HIGHS: KICKER

Field Goals Made	3 at Tennessee Titans, Sep 22, 2024 3 vs. Indianapolis Colts, Sep 15, 2024 ...1 more at 3.	PAT Attempts	4 vs. Arizona Cardinals, Oct 13, 2024 3 at Los Angeles Rams, Oct 06, 2024 ...2 more at 3.
Field Goal Attempts	4 vs. Indianapolis Colts, Sep 15, 2024 4 at Philadelphia Eagles, Sep 06, 2024	Points	12 at Tennessee Titans, Sep 22, 2024 11 at Philadelphia Eagles, Sep 06, 2024
Longest Field Goals Made	47 at Tennessee Titans, Sep 22, 2024 46 at Los Angeles Rams, Oct 06, 2024 ...1 more at 46.	Kickoff Average	65.3 at Philadelphia Eagles, Sep 06, 2024 65.0 vs. Indianapolis Colts, Sep 15, 2024 75.0 vs. Indianapolis Colts, Sep 15, 2024 75.0 at Philadelphia Eagles, Sep 06, 2024
Longest Field Goal Attempts	49 vs. Minnesota Vikings, Sep 29, 2024 47 at Tennessee Titans, Sep 22, 2024	Field Goal Percentage	75.0 at Philadelphia Eagles, Sep 06, 2024 5 vs. Indianapolis Colts, Sep 15, 2024 5 at Philadelphia Eagles, Sep 06, 2024
PATs Made	4 vs. Arizona Cardinals, Oct 13, 2024 3 at Los Angeles Rams, Oct 06, 2024 ...2 more at 3.	Touchbacks	5 at Philadelphia Eagles, Sep 06, 2024

2024 GXG REGULAR SEASON (PACKERS)

DATE	OPPONENT	P	FIELD GOALS				EXTRA POINTS				
			FGM	FGA	PCT	LG	XP	XPA	PCT	BLK	PTS
09/06	at Eagles	P	3	4	75.0	31	2	2	100.0	0	11
09/15	Colts	P	3	4	75.0	46	1	1	100.0	0	10
09/22	at Titans	P	3	3	100.0	47	3	3	100.0	0	12
09/29	Vikings	P	0	2	0.0	0	3	3	100.0	0	3
10/06	at Rams	P	1	1	100.0	46	3	3	100.0	0	6
10/13	Cardinals	P	2	3	66.7	41	4	4	100.0	0	10
2024 TOTALS			6	12	70.6	47	16	16	100.0	0	52

KEISEAN NIXON

25

CORNERBACK
SOUTH CAROLINA

Sixth NFL Season | Third Packers Season



Ht: 5-10 | Wt: 200 | Born: June 22, 1997 | NFL Games Played/Started: 80/23 | Acquired: FA-22

AT A GLANCE

- » First name is pronounced KEY-shawn.
- » Became the fourth kick returner to be named first-team All-Pro by *The Associated Press* in back-to-back years (2022-23), joining Cordarrelle Patterson (2019-20), Devin Hester (2006-07) and Mel Gray (1990-91). Was the first Packer to earn a spot on the AP All-Pro team at KR since the position was added in 1976.
- » Was also named to the All-NFL and All-NFC teams as a kick returner by the Pro Football Writers of America in both 2022 and 2023, and in 2023 he was selected to the NFLPA Players' All-Pro team as a kick returner. Became just the second kick returner in franchise history to be selected to the All-NFL team by the PFWA (KR Roell Preston in 1998).
- » In 2022-23, joined Al Carmichael (1956-57) as the only players in team history to lead the NFL in kickoff return yards in back-to-back seasons (min. 20 att.).
- » Ranked No. 2 in the NFL with an average of 28.83 yards per kickoff return in 2022, the best single-season mark in franchise history among players with 30-plus kickoff returns.
- » Spent the first three years of his career (2019-21) with the Raiders, appearing in 40 games with two starts.
- » Played two years at the University of South Carolina after transferring from Arizona Western College (Yuma, Ariz.), where he earned second-team All-America honors.

2024 SEASON: Has played in all six games with four starts, recording 27 tackles (21 solo), four tackles for a loss, a career-high two sacks, a career-best three quarterback hits, three passes defended and a forced fumble...Has returned three kickoffs for 84 yards (28.0 avg.) and three punts for 40 yards (13.3 avg.)...Ranks No. 4 on the team in tackles, No. 2 in tackles for a loss and No. 3 in sacks...**At Philadelphia (Sept. 6):** Saw action on 52 defensive snaps, recording six tackles (one solo), his first career full sack, two tackles for a loss, two quarterback hits and a pass defended. Brought down QB Jalen Hurts for a loss of 6 yards on first down near the end of the first half to help hold the Eagles to a field goal. Broke up a pass intended for WR Jahan Dotson early in the fourth quarter. Also appeared on 12 special teams snaps, returning one kickoff for 24 yards (24.0 avg.) in the fourth quarter...**Vs. Indianapolis (Sept. 15):** Started and played 47 snaps on defense, recording three tackles (all solo). Also appeared on seven special teams plays...**At Tennessee (Sept. 29):** Recorded two tackles (both solo) on 40 defensive snaps. Also saw action on five special teams plays...**Vs. Minnesota (Sept. 29):** Started and played 66 of 68 defensive snaps, recording seven tackles (five solo), a sack, a tackle for a loss, a QB hit and a forced fumble. Sacked QB Sam Darnold for a loss of 8 yards and forced him to fumble, one that was recovered by LB Edgerrin Cooper and led to a TD two plays later to make it a one-score game with 10:16 left. Also played 13 snaps on special teams and returned a punt for 1 yard...**At L.A. Rams (Oct. 6):** Started and played all 78 snaps on defense, recording five tackles (four solo), a tackle for a loss and a pass defended. Broke up a pass intended for WR Demarcus Robinson in the second quarter on second-and-3. Tackled WR Xavier Smith for a loss of 5 yards on a first-down pass play near the end of the third quarter. Also saw action on six special teams snaps...**Vs. Arizona (Oct. 13):** Started and played all 58 snaps on defense, recording three tackles (two solo) and a pass defended. Broke up a pass intended for WR Michael Wilson on a third-down play in the first quarter, forcing Arizona to punt. On special teams, returned a career-long 39-yard punt, which set up a 44-yard TD pass to WR Christian Watson on the next play. Also returned two kickoffs for 60 yards (30.0 avg.) with a season-long return of 37 yards.

REGULAR-SEASON COMPARISON: DEFENSIVE - HOUSTON TEXANS

DATE	OPP	W/L	GP/GS	TACKLES						INT	TFL	PD	QBH	TD	MISC		
				TOT	SOLO	ASST	SACK	YDS.	FF						FR		
10/27/19	OAK @ HST	L	P	0	0	0	0	0.0	0.0	0	0	0	0	0	0	0	0
TOTALS		0/1	1/0	0	0	0	0	0.0	0.0	0	0	0	0	0	0	0	0

REGULAR-SEASON COMPARISON: KICK RETURNS - HOUSTON TEXANS

DATE	OPP	W/L	GP/GS	NO.	YDS.	AVG.	LG	TD
10/27/19	OAK @ HST	L	P	0	0	0	0	0
TOTALS		0/1	1/0	0	0	0	0	0

REGULAR-SEASON COMPARISON: PUNT RETURNS - HOUSTON TEXANS

DATE	OPP	W/L	GP/GS	NO.	YDS.	AVG.	LG	TD
10/27/19	OAK @ HST	L	P	0	0	0	0	0
TOTALS		0/1	1/0	0	0	0	0	0

KEISEAN NIXON'S NFL REGULAR-SEASON DEFENSIVE STATISTICS

YEAR	TEAM	GP	GS	TK	S	TACKLES						INTERCEPTIONS						ST			MISC						
						A	TFL	YDS	SK	YDS	QBH	NO	YDS	LG	TD	PD	FF	FR	TD	YDS	TK	S	A	FF	FR	S	A
2019	Raiders	14	0	3	3	0	0	0.0	0.0	0	0	0	0	1	0	0	0	0	0	0	9	9	0	0	0	0	0
2020	Raiders	15	1	9	6	3	0	0.0	0.0	1	0	0	0	0	0	0	0	0	0	0	5	3	2	0	0	0	0
2021	Raiders	11	1	8	6	2	0	0.0	0.0	1	0	0	0	0	0	0	0	0	0	0	4	1	3	0	0	0	0
2022	Packers	17	4	17	14	3	1	2.0	0.0	0	1	1	1	1	1	0	0	0	0	0	6	4	2	0	0	0	0
2023	Packers	17	13	79	58	21	3	8.0	4.0	1	1	2	2	0	6	0	0	0	0	0	1	1	0	0	2	0	0
2024	Packers	6	4	27	21	6	4	22.2	14.0	3	0	0	0	3	1	0	0	0	0	0	0	0	0	0	0	0	0
NFL TOTALS		80	23	143	108	35	8	32.2	18.0	6	2	3	2	0	12	2	0	0	0	0	25	18	7	0	2	0	0

KEISEAN NIXON'S NFL POSTSEASON DEFENSIVE STATISTICS

YEAR	TEAM	GP	TACKLES							INTERCEPTIONS							ST				MISC						
			GS	TK	S	A	TFL	YDS	SK	YDS	QBH	NO	YDS	LG	TD	PD	FF	FR	TD	YDS	TK	S	A	FF	FR	S	A
2021	Raiders	1	0	0	0	0	0	0	0	0	0	0	0	0	0	0	0	0	0	0	2	0	2	0	0	0	0
2023	Packers	2	1	16	10	6	1	6	1.0	6.0	1	0	0	0	2	0	0	0	0	0	0	0	0	0	0	0	
NFL TOTALS		3	1	16	10	6	1	6	1.0	6.0	1	0	0	0	2	0	0	0	0	0	2	0	2	0	0	0	

KEISEAN NIXON'S NFL REGULAR-SEASON RETURN STATISTICS

DATE	TEAM	RET.	KICKOFF RETURNS				PUNT RETURNS					
			YDS.	AVG.	LG	TD	NO.	FC	YDS.	AVG.	LG	TD
2019	Raiders	3	63	21.0	26	0	0	0	0	0.0	0	0
2020	Raiders	3	21	7.0	18	0	0	0	0	0.0	0	0
2021	Raiders	0	0	0.0	0	0	0	0	0	0.0	0	0
2022	Packers	35	1,009	28.8	105t	1	11	0	140	12.7	24	0
2023	Packers	30	782	26.1	51	0	14	1	95	6.8	34	0
2024	Packers	3	84	28.0	37	0	3	0	40	13.3	39	0
NFL TOTALS		74	1,959	26.5	105t	1	28	1	275	9.8	39	0

KEISEAN NIXON'S NFL POSTSEASON RETURN STATISTICS

DATE	TEAM	RET.	KICKOFF RETURNS				PUNT RETURNS					
			YDS.	AVG.	LG	TD	NO.	FC	YDS.	AVG.	LG	TD
2021	Raiders	0	0	0.0	0	0	0	0	0	0.0	0	0
2023	Packers	2	97	48.5	73	0	0	0	0	0.0	0	0
NFL TOTALS		2	97	48.5	73	0	0	0	0	0.0	0	0

SINGLE-GAME HIGHS: DEFENSIVE

Total Tackles 11 at Minnesota Vikings, Dec 31, 2023
7 vs. Minnesota Vikings, Sep 29, 2024
...4 more at 7.

Solo Tackles 7 at Minnesota Vikings, Dec 31, 2023
6 at Philadelphia Eagles, Sep 06, 2024
...3 more at 6.

Sacks 1.0 vs. Minnesota Vikings, Sep 29, 2024
1.0 at Philadelphia Eagles, Sep 06, 2024

Passes Defensed 2 vs. Minnesota Vikings, Oct 29, 2023
1 vs. Arizona Cardinals, Oct 13, 2024
...9 more at 1.

Forced Fumbles 1 vs. Minnesota Vikings, Sep 29, 2024
1 at Tampa Bay Buccaneers, Sep 25, 2022

Tackles For Loss 2 at Philadelphia Eagles, Sep 06, 2024
1 at Los Angeles Rams, Oct 06, 2024
...5 more at 1.

Interceptions 1 vs. Kansas City Chiefs, Dec 03, 2023
1 at Chicago Bears, Dec 04, 2022

Special Teams Fumble Recoveries 1 at New York Giants, Dec 11, 2023
1 vs. Los Angeles Chargers, Nov 19, 2023

SINGLE-GAME HIGHS: SPECIAL TEAMS

Kickoff Returns 5 at Pittsburgh Steelers, Nov 12, 2023
5 vs. Detroit Lions, Sep 28, 2023
...3 more at 5.

Kickoff Return Yards 172 at Philadelphia Eagles, Nov 27, 2022
139 at Pittsburgh Steelers, Nov 12, 2023
105t vs. Minnesota Vikings, Jan 01, 2023
93 at Miami Dolphins, Dec 25, 2022

Punt Return Yards 39 vs. Arizona Cardinals, Oct 13, 2024
38 vs. Detroit Lions, Jan 08, 2023

Longest Punt Return 39 vs. Arizona Cardinals, Oct 13, 2024
34 vs. Detroit Lions, Sep 28, 2023

Punt Returns 4 vs. Detroit Lions, Jan 08, 2023
2 vs. Arizona Cardinals, Oct 13, 2024
...6 more at 2.

Punt Return Average 9.5 vs. Detroit Lions, Jan 08, 2023

Kickoff Return Average 34.4 at Philadelphia Eagles, Nov 27, 2022
27.8 at Pittsburgh Steelers, Nov 12, 2023

Special Teams Tackles 3 at Los Angeles Chargers, Dec 22, 2019
2 at Washington Commanders, Oct 23, 2022
...3 more at 2.

2024 GXG REGULAR SEASON (PACKERS)

DATE	OPPONENT	P/S	TK	S	A	SK	YDS	INT	PD	FF	FR
09/06	at Eagles	P	7	6	1.0	6.0	0	1	0	0	0
09/15	Colts	S	3	3	0.0	0.0	0	0	0	0	0
09/22	at Titans	P	2	2	0.0	0.0	0	0	0	0	0
09/29	Vikings	S	7	5	1.0	8.0	0	1	0	1	0
10/06	at Rams	S	5	4	1.0	0.0	0	1	0	0	0
10/13	Cardinals	S	3	1	2.0	0.0	0	1	0	0	0
2024 TOTALS		6-4	27	21	6	2.0	14.0	0	3	1	0

2024 GXG REGULAR SEASON (PACKERS)

DATE	OPPONENT	P/S	KICKOFF RETURNS						PUNT RETURNS						W/L	SCORE
			RET	YDS	AVG	LG	TD	NO	FC	YDS	AVG	LG	TD			
09/06	at Eagles	P	1	24	24.0	24	0	0	0	0	0.0	0	0	0	L	29-34
09/15	Colts	S	0	0	0.0	0	0	0	0	0	0.0	0	0	0	W	16-10
09/22	at Titans	P	0	0	0.0	0	0	0	0	0	0.0	0	0	0	W	30-14
09/29	Vikings	S	0	0	0.0	0	0	1	0	1	1.0	1	0	L	29-31	
10/06	at Rams	S	0	0	0.0	0	0	0	0	0	0.0	0	0	W	24-19	
10/13	Cardinals	S	2	60	30.0	37	0	2	0	39	19.5	39	0	W	34-13	
2024 TOTALS		6-4	3	84	28.0	37	0	3	0	40	13.3	39	0	4-2		

KITAN OLADAPO

27

SAFETY
OREGON STATE

Rookie



Ht: 6-2 | Wt: 216 | Born: October 10, 2000 | NFL Games Played/Started: 2/0 | Acquired: D5b-24

AT A GLANCE

- » Name is pronounced kuh-TAWN oh-luh-DAPP-oh.
- » Played in 46 games with 38 starts in five seasons (2019-23) at Oregon State, recording 248 tackles (145 solo), 15½ tackles for a loss, 6½ sacks, five QB hurries, three INTs, 27 passes defended, two forced fumbles and a fumble recovery.
- » Earned first-team All-America honors from Pro Football Focus and first-team All-Pacific-12 recognition from *The Associated Press* in 2023.
- » Started all 26 games over his final two seasons and finished No. 2 on the team in tackles in both of those seasons, including a career-best 80 tackles in 2022 on his way to earning first-team AP All-Pac-12 recognition.
- » Selected by the Packers with the second of two picks in the fifth round (No. 169 overall) of the 2024 NFL Draft, becoming just the second Oregon State defensive back to be drafted by the Packers (DB Tim Smith, eighth round in 1980).
- » Earned first-team all-state honors at Central Catholic High School (Portland Ore.), helping the Rams win a state title in 2017.

2024 SEASON: Has played in two games, seeing time on special teams...Has been inactive (healthy scratch) for four games...**At Philadelphia (Sept. 6):** Made his NFL debut, appearing on six special teams snaps...**Vs. Indianapolis (Sept. 15):** Inactive (healthy scratch)...**At Tennessee (Sept. 22):** Inactive (healthy scratch)...**Vs. Minnesota (Sept. 29):** Inactive (healthy scratch)...**At L.A. Rams (Oct. 6):** Appeared on three special teams snaps...**Vs. Arizona (Oct. 13):** Inactive (healthy scratch).

KITAN OLADAPO'S NFL REGULAR-SEASON DEFENSIVE STATISTICS

YEAR	TEAM	GP	GS	TACKLES							INTERCEPTIONS							ST				MISC					
				TK	S	A	TFL	YDS	SK	YDS	QBH	NO	YDS	LG	TD	PD	FF	FR	TD	YDS	TK	S	A	FF	FR	S	A
2024	Packers	2	0	0	0	0	0	0	0	0.0	0.0	0	0	0	0	0	0	0	0	0	0	0	0	0	0	0	0
NFL TOTALS		2	0	0	0	0	0	0	0	0.0	0.0	0	0	0	0	0	0	0	0	0	0	0	0	0	0	0	

2024 GXG REGULAR SEASON (PACKERS)

DATE	OPPONENT	P/S	TK	S	A	SK	YDS	INT	PD	FF	FR
09/06	at Eagles	P	0	0	0	0.0	0.0	0	0	0	0
09/15	Colts		INACTIVE								
09/22	at Titans		INACTIVE								
09/29	Vikings		INACTIVE								
10/06	at Rams	P	0	0	0	0.0	0.0	0	0	0	0
10/13	Cardinals		INACTIVE								
2024 TOTALS		2-0	0	0	0	0.0	0.0	0	0	0	0

MATT ORZECH

42

LONG SNAPPER
AZUSA PACIFIC

Fifth NFL Season | Second Packers Season



Ht: 6-3 | Wt: 245 | Born: April 12, 1995 | NFL Games Played/Started: 73/0 | Acquired: UFA (LAR)-23

AT A GLANCE

- » Last name is pronounced OR-zick.
- » Appeared in 67 regular-season games during his first four seasons in the league, handling snapping duties for all 17 contests for the Packers last season, for all 34 games for the Los Angeles Rams in 2021-22 and all 16 games for the Jacksonville Jaguars in 2019.
- » Helped Rams K Matt Gay connect on 60 of 64 field goals in 2021-22, a 93.8 percentage that ranked No. 2 in the NFL over that span.
- » Handled snapping duties for the Packers during both 2023 playoff contests and for the Rams for all four of their postseason games in 2021 as the team captured a world title with a win over the Cincinnati Bengals in Super Bowl LVI.
- » As a rookie with Jacksonville in 2019, helped K Josh Lambo set a single-season team record for field goals made (33) and P Logan Cooke lead the NFL with a franchise-record net punting average of 44.5 yards.
- » Played in 46 games with eight starts during his five seasons at Azusa Pacific (2013-15, 2017-18), seeing time at tight end and long snapper.

2024 SEASON: Has played in all six games, handling the snapping duties for all punts and placements...**At Philadelphia (Sept. 6):** Played 10 special teams snaps, handling the snapping duties for all punts and placements. Helped rookie K Brayden Narveson connect on three field goals (31, 23, 26) and two extra points in his NFL debut...**Vs. Indianapolis (Sept. 15):** Appeared on eight special teams snaps, handling the snapping duties for all punts and placements. Helped Narveson make three FGs (46, 42, 34) and his lone extra point. Also snapped for P Daniel Whelan, who placed a season-high three punts inside the 20...**At Tennessee (Sept. 22):** Played 13 special teams snaps, handling the snapping duties for all punts and placements. Helped Narveson connect on all three field goals (21, 26, 47) and all three extra points, including a career-long 47-yard FG in the fourth quarter. Also snapped for Whelan, who recorded a season-long punt of 63 yards...**Vs. Minnesota (Sept. 29):** Played eight special teams snaps, handling the snapping duties for all punts and placements. Snapped for Whelan, who recorded a career-long 74-yard punt. Helped Narveson connect on all three extra points...**At L.A. Rams (Oct. 6):** Appeared on nine special teams snaps, handling the snapping duties for all punts and placements. Helped Narveson connect on a 46-yard FG and all three extra points...**Vs. Arizona (Oct. 13):** Played eight special teams snaps, handling the snapping duties for all punts and placements. Snapped for Narveson who connected on two FGs (36, 41) and all four extra points. Helped Whelan place his lone punt of the game inside the 20.

MATT ORZECH'S NFL REGULAR-SEASON STATISTICS

DATE	TEAM	GP
2019	Jaguars	16
2021	Rams	17
2022	Rams	17
2023	Packers	17
2024	Packers	6
NFL TOTALS		73

MATT ORZECH'S NFL POSTSEASON STATISTICS

DATE	TEAM	GP
2021	Rams	4
2023	Packers	2
NFL TOTALS		6

2024 GXG REGULAR SEASON (PACKERS)

DATE	OPPONENT	P/S	RECEIVING					RUSHING					
			NO.	YDS.	AVG.	LG	TD	NO.	YDS.	AVG.	LG	TD	
09/06	at Eagles	P	0	0	0.0	0	0	0	0	0.0	0	0	0
09/15	Colts	P	0	0	0.0	0	0	0	0	0.0	0	0	0
09/22	at Titans	P	0	0	0.0	0	0	0	0	0.0	0	0	0
09/29	Vikings	P	0	0	0.0	0	0	0	0	0.0	0	0	0
10/06	at Rams	P	0	0	0.0	0	0	0	0	0.0	0	0	0
10/13	Cardinals	P	0	0	0.0	0	0	0	0	0.0	0	0	0
2024 TOTALS			6-0	0	0	0.0	0	0	0	0	0.0	0	0

JAYDEN REED

11

WIDE RECEIVER
MICHIGAN STATE

Second NFL Season | Second Packers Season



Ht: 5-11 | Wt: 187 | Born: April 28, 2000 | NFL Games Played/Started: 22/17 | Acquired: D2b-23

AT A GLANCE

- ▶▶ Became the first NFL player since the 1970 AFL-NFL merger to post 80-plus receptions (81), 1,000-plus receiving yards (1,129), 10-plus receiving TDs (10) and 200-plus rushing yards (210) in his first 20 NFL games.
- ▶▶ Set a franchise rookie record with 64 receptions in 2023, eclipsing WR Sterling Sharpe's mark of 55 catches in 1988.
- ▶▶ Tied for the team lead with eight receiving TDs last season, the third most by a rookie in team history, and posted a team-best 793 receiving yards as he became the first rookie to lead the Packers in catches and receiving yards since Sharpe in 1988.
- ▶▶ Became the first rookie in NFL history to post 100-plus rushing yards (119), multiple rushing TDs (two), 60-plus receptions, 750-plus receiving yards and eight-plus receiving TDs.
- ▶▶ Was one of only three players in the NFL last season (Cowboys WR CeeDee Lamb, Raiders WR Jakobi Meyers) to post eight-plus receiving TDs and multiple rushing TDs and was just the third rookie WR in NFL history to hit those marks in a season (Ray Ramsey, 1947; Chase Claypool, 2020).
- ▶▶ Played three seasons at Michigan State (2020-22), finishing his career ranked No. 6 in school history in receptions (147) and tied for No. 7 in TD catches (18).
- ▶▶ Earned first-team All-America honors from the American Football Coaches Association as a junior in 2021 as an all-purpose player after leading the Big Ten in punt return TDs (two) and ranking No. 2 in the conference in all-purpose yards (128.8 ypg).

2024 SEASON: Has played in all six games with four starts and has posted a team-high 27 catches for a team-best 442 yards (16.4 avg.) and three TDs...Ranks No. 7 in the league in receiving yards and No. 13 in yards per catch...Became only the third player in franchise history (Don Hutson, three in 1942 and two in 1945; Lofton, two in 1983) to register two games with 135-plus receiving yards in the first four games of the season...Has added 110 rushing yards and a TD on nine carries (12.2 avg.) and became only the sixth player in NFL history and the first since 49ers RB Roger Craig in 1985 to post 400-plus receiving yards and 100-plus rushing yards in the first five games of a season...Leads all NFL wide receivers with the 110 rushing yards, with five of his nine attempts going for 10-plus yards...Ranks No. 3 in the league among WRs and No. 9 among all players in yards from scrimmage (552)...is tied for No. 2 in the NFL in explosive plays this season (14) behind only Texans WR Nico Collins (17)...**At Philadelphia (Sept. 6):** Played 48 snaps and led the team with 138 yards on four receptions (34.5 avg.), highlighted by a career-long 70-yard TD catch with 5:11 remaining in the third quarter. It marked his second TD of the night as he posted a career-long 33-yard TD run early in the second quarter, becoming the first Packer since the 1970 AFL-NFL merger and just the fifth NFL player since 1970 to register a TD catch of 70-plus yards and a TD run of 30-plus yards in the same game. Became the first NFL player to post a TD catch of 30-plus yards and a TD run of 30-plus yards in a season opener since Browns RB Jim Brown in 1963. Became the first NFL wide receiver to record a TD run of 30-plus yards in back-to-back seasons since Eagles WR DeSean Jackson and Jets WR Brad Smith in 2009-10. Became the first Green Bay WR to register 135-plus receiving yards and 30-plus rushing yards in a game since Max McGee at Philadelphia on Nov. 11, 1962. Became the first NFL wide receiver with 170-plus yards from scrimmage (171), a rushing TD and a receiving TD in the same game since Broncos WR Javon Walker at Pittsburgh on Nov. 5, 2006...**Vs. Indianapolis (Sept. 15):** Appeared on 39 snaps and posted two receptions for 9 yards (4.5 avg.) and 37 rushing yards on two attempts (18.5 avg.), becoming the first Green Bay WR since the 1970 merger to register 30-plus rushing yards in back-to-back games...**At Tennessee (Sept. 22):** Started and played 36 of 63 snaps, pacing the team with four receptions for 50 yards (12.5 avg.), highlighted by a 30-yard catch over the middle on Green Bay's first play from scrimmage. Added 19 rushing yards on two carries (9.5 avg.)...**Vs. Minnesota (Sept. 29):** Started and played 59 of 76 snaps, leading the team with a career-high 139 yards receiving and a TD on seven catches (19.9 avg.). Caught a 15-yard TD pass with 15 seconds remaining in the first half. Posted a 42-yard grab down to the Minnesota 17 with 1:35 remaining in the game...**At L.A. Rams (Oct. 6):** Started and played 49 of 55 snaps, hauling in four passes for 78 yards (19.5 avg.), highlighted by a 53-yard catch down to the Los Angeles 2 in the first quarter that set up a TD on the next play. Added 19 rushing yards on two carries (9.5 avg.)...**Vs. Arizona (Oct. 13):** Started and played 39 snaps, leading the team with six receptions for 28 yards (4.7 avg.) and a TD. Got the Packers on the board with a 5-yard TD reception midway through the first quarter.

JAYDEN REED'S NFL REGULAR-SEASON RUSHING/RECEIVING STATISTICS

DATE	TEAM	GP	GS	RECEIVING					RUSHING				
				NO.	YDS.	AVG.	LG	TD	NO.	YDS.	AVG.	LG	TD
2023	Packers	16	13	64	793	12.4	59	8	11	119	10.8	32t	2
2024	Packers	6	4	27	442	16.4	70t	3	9	110	12.2	33t	1
NFL TOTALS		22	17	91	1,235	13.6	70t	11	20	229	11.5	33t	3

JAYDEN REED'S NFL POSTSEASON RUSHING/RECEIVING STATISTICS

DATE	TEAM	GP	GS	RECEIVING					RUSHING				
				NO.	YDS.	AVG.	LG	TD	NO.	YDS.	AVG.	LG	TD
2023	Packers	2	1	4	35	8.8	27	0	1	9	9.0	9	0
NFL TOTALS		2	1	4	35	8.8	27	0	1	9	9.0	9	0

JAYDEN REED'S NFL REGULAR-SEASON RETURN STATISTICS

DATE	TEAM	PUNT RETURNS					
		NO.	FC	YDS.	AVG.	LG	TD
2023	Packers	11	14	94	8.5	35	0
2024	Packers	4	8	23	5.8	12	0
NFL TOTALS		15	22	117	7.8	35	0

JAYDEN REED'S NFL POSTSEASON RETURN STATISTICS

		PUNT RETURNS					
DATE	TEAM	NO.	FC	YDS.	AVG.	LG	TD
2023	Packers	2	4	16	8.0	12	0
NFL TOTALS		2	4	16	8.0	12	0

SINGLE-GAME HIGHS: RUSHING/RECEIVING/RETURNS

Rush Attempts	4 at New York Giants, Dec 11, 2023 3 vs. Los Angeles Chargers, Nov 19, 2023	Longest Receptions	70t at Philadelphia Eagles, Sep 06, 2024 59 vs. Chicago Bears, Jan 07, 2024
Rushing Yards	46 vs. Los Angeles Chargers, Nov 19, 2023 38 at New York Giants, Dec 11, 2023	Receiving TDs	2 at Minnesota Vikings, Dec 31, 2023 2 at Atlanta Falcons, Sep 17, 2023
Longest Runs	33t at Philadelphia Eagles, Sep 06, 2024 32t vs. Los Angeles Chargers, Nov 19, 2023	Punt Return Yards	54 at Chicago Bears, Sep 10, 2023 22 vs. Los Angeles Rams, Nov 05, 2023
Rushing TDs	1 at New York Giants, Dec 11, 2023 1 vs. Los Angeles Chargers, Nov 19, 2023	Longest Punt Return	35 at Chicago Bears, Sep 10, 2023 22 vs. Los Angeles Rams, Nov 05, 2023
Receptions	8 at New York Giants, Dec 11, 2023 7 vs. Minnesota Vikings, Sep 29, 2024	Punt Returns	3 at Chicago Bears, Sep 10, 2023 2 at Tennessee Titans, Sep 22, 2024 ...2 more at 2.
Receiving Yards	139 vs. Minnesota Vikings, Sep 29, 2024 138 at Philadelphia Eagles, Sep 06, 2024	Most TDs	2 at Philadelphia Eagles, Sep 06, 2024 2 at Minnesota Vikings, Dec 31, 2023 ...1 more at 2.
Receiving Average	34.5 at Philadelphia Eagles, Sep 06, 2024 28.0 vs. Chicago Bears, Jan 07, 2024	Scrimmage Yards	171 at Philadelphia Eagles, Sep 06, 2024 141 vs. Minnesota Vikings, Sep 29, 2024

2024 GXG REGULAR SEASON (PACKERS)

DATE	OPPONENT	P/S	RECEIVING					RUSHING				
			NO.	YDS.	AVG.	LG	TD	NO.	YDS.	AVG.	LG	TD
09/06	at Eagles	P	4	138	34.5	70t	1	1	33	33.0	33t	1
09/15	Colts	P	2	9	4.5	9	0	2	37	18.5	22	0
09/22	at Titans	S	4	50	12.5	30	0	2	19	9.5	15	0
09/29	Vikings	S	7	139	19.9	42	1	1	2	2.0	2	0
10/06	at Rams	S	4	78	19.5	53	0	2	19	9.5	11	0
10/13	Cardinals	S	6	28	4.7	7	1	1	0	0.0	0	0
2024 TOTALS		6-4	27	442	16.4	70t	3	9	110	12.2	33t	1

SEAN RHYAN

75

GUARD
UCLA

Third NFL Season | Third Packers Season



Ht: 6-5 | Wt: 321 | Born: September 15, 2000 | NFL Games Played/Started: 19/6 | Acquired: D3-22

AT A GLANCE

- » Played in 12 contests for the Packers in 2023, splitting time at right guard with Jon Runyan for the final four regular-season games and both playoff contests.
- » Part of a line that did not allow a sack in the playoffs, the first time in franchise history that the Packers did not give up a sack in back-to-back games in a single postseason.
- » Selected by the Packers in the third round (No. 92 overall) of the 2022 NFL Draft, becoming the first UCLA offensive lineman to be drafted by Green Bay since C Mike Flanagan (third round) in 1996.
- » Started all 31 games he appeared in at LT during his three years at UCLA, helping the Bruins rank No. 2 in the Pac-12 with an average of 193.5 rushing yards per game from 2019-21.
- » Earned first-team All-Pac-12 honors from the league's coaches and Phil Steele's College Football as a junior in 2021 as UCLA ranked No. 14 in the nation in rushing offense (215.1 ypg).

2024 SEASON: Has started all six games at RG and has helped the offense rank No. 2 in the NFL in rushing (167.2 ypg), explosive plays (55) and explosive runs (24), No. 4 in total offense (400.0 ypg) and yards per play (6.22), tied for No. 2 in sacks allowed (eight) and No. 6 in yards per carry (5.07)...**At Philadelphia (Sept. 6):** Started at RG and played 42 of 67 snaps, rotating with Jordan Morgan at RG. Moved over to LG for the final two plays of the game after G Elgton Jenkins slid over to center in place of an injured Josh Myers. Helped protect QB Jordan Love as he was sacked just once on the evening and cleared holes for Green Bay to register 163 rushing yards on just 21 carries (7.8 avg.)...**Vs. Indianapolis (Sept. 15):** Started at RG and played 50 of 70 snaps, appearing on offense on eight of 10 drives with Morgan rotating in for two in the first half. Was part of a line that did not allow a sack of QB Malik Willis and cleared the way for the Packers' 261 rushing yards on 53 carries (4.9 avg.), the highest rushing-yardage total in a game by Green Bay since Sept. 28, 2003, vs. Denver (262 yards)...**At Tennessee (Sept. 22):** Started at RG and played all 63 snaps, helping to clear the way for the Packers' 188 rushing yards on 37 attempts (5.1 avg.), bringing their total over their past two games to 449 rushing yards, the most over a two-game span by Green Bay in a single season since Nov. 2-10, 2003 (502 yards)...**Vs. Minnesota (Sept. 29):** Started at RG and helped the offense register a season-high 465 total yards as Love posted single-game career highs for passing yards (389), passing TDs (four) and completions (32)...**At L.A. Rams (Oct. 6):** Started at RG and played all 59 snaps, helping to clear the way for the Packers' 126 rushing yards and a TD on 30 carries (4.2 avg.)...**Vs. Arizona (Oct. 13):** Started at RG and played 40 of 73 snaps as he rotated with Morgan at RG. Played his Moved over to LG for five snaps early in the fourth quarter with Jenkins sliding over to C for an injured Myers. Helped to clear the way for the Packers' 437 total yards and was part of a line that did not allow a sack of Love as he tied his career high with four TD passes.

SEAN RHYAN'S NFL REGULAR-SEASON STATISTICS

DATE	TEAM	GP	GS
2022	Packers	1	0
2023	Packers	12	0
2024	Packers	6	6
NFL TOTALS		19	6

SEAN RHYAN'S NFL POSTSEASON STATISTICS

DATE	TEAM	GP	GS
2023	Packers	2	0
NFL TOTALS		2	0

BEN SIMS 89

TIGHT END
BAYLOR

Second NFL Season | Second Packers Season



Ht: 6-5 | Wt: 250 | Born: May 16, 2000 | NFL Games Played/Started: 23/2 | Acquired: W-23 (Min.)

AT A GLANCE

- » Played in all 17 games with one start for Green Bay as a rookie last season, posting four catches for 21 yards (5.3 avg.) and a TD.
- » Registered his first NFL touchdown catch vs. Kansas City in Week 13, capping off Green Bay's opening drive with a 1-yard TD grab from QB Jordan Love.
- » Signed with the Minnesota Vikings as an undrafted free agent in May 2023 and was claimed off waivers by the Packers on Aug. 31, 2023.
- » Among tight ends at Baylor, finished No. 1 in school history in receiving TDs (12), No. 2 in receptions (78) and No. 4 in receiving yards (785).
- » Earned All-Big 12 honorable mention from the conference's coaches in 2022 after catching 31 passes for 255 yards (8.2 avg.) and three TDs.
- » Caught nine TD passes in 2021, the most by a tight end in a season in school history.

2024 SEASON: Has appeared in all six games with one start, seeing time on offense and special teams...Has posted two catches for 38 yards (19.0 avg.)...**At Philadelphia (Sept. 6):** Appeared on one play on offense and eight on special teams...**Vs. Indianapolis (Sept. 15):** Played six snaps on offense and two on special teams...**At Tennessee (Sept. 22):** Appeared on two plays on offense and three on special teams...**Vs. Minnesota (Sept. 29):** Played two snaps on offense and six on special teams...**At L.A. Rams (Oct. 6):** Appeared on 19 snaps on offense and four on special teams...**Vs. Arizona (Oct. 13):** Made his first start of the season, appearing on 28 snaps and posting a career-high two catches for a career-best 38 yards (19.0 avg.), highlighted by a 28-yard grab down the sideline early in the second quarter.

BEN SIMS' NFL REGULAR-SEASON RECEIVING STATISTICS

DATE	TEAM	GP	GS	RECEIVING				
				NO.	YDS.	AVG.	LG	TD
2023	Packers	17	1	4	21	5.3	12	1
2024	Packers	6	1	2	38	19.0	28	0
NFL TOTALS		23	2	6	59	9.8	28	1

BEN SIMS' NFL POSTSEASON RECEIVING STATISTICS

DATE	TEAM	GP	GS	RECEIVING				
				NO.	YDS.	AVG.	LG	TD
2023	Packers	2	0	1	4	4.0	4	0
NFL TOTALS		2	0	1	4	4.0	4	0

SINGLE-GAME HIGHS: RECEIVING

Receptions	2 vs. Arizona Cardinals, Oct 13, 2024 1 at Minnesota Vikings, Dec 31, 2023 ...3 more at 1.	Receiving TDs	1 vs. Kansas City Chiefs, Dec 03, 2023
Receiving Yards	38 vs. Arizona Cardinals, Oct 13, 2024 12 at Las Vegas Raiders, Oct 09, 2023	All-Purpose Yards	38 vs. Arizona Cardinals, Oct 13, 2024 12 at Las Vegas Raiders, Oct 09, 2023
Longest Receptions	28 vs. Arizona Cardinals, Oct 13, 2024 12 at Las Vegas Raiders, Oct 09, 2023	Most TDs	1 vs. Kansas City Chiefs, Dec 03, 2023

2024 GXG REGULAR SEASON (PACKERS)

DATE	OPPONENT	P/S	RECEIVING					RUSHING				
			NO.	YDS.	AVG.	LG	TD	NO.	YDS.	AVG.	LG	TD
09/06	at Eagles	P	0	0	0.0	0	0	0	0	0.0	0	0
09/15	Colts	P	0	0	0.0	0	0	0	0	0.0	0	0
09/22	at Titans	P	0	0	0.0	0	0	0	0	0.0	0	0
09/29	Vikings	P	0	0	0.0	0	0	0	0	0.0	0	0
10/06	at Rams	P	0	0	0.0	0	0	0	0	0.0	0	0
10/13	Cardinals	S	2	38	19.0	28	0	0	0	0.0	0	0
2024 TOTALS		6-1	2	38	19.0	28	0	0	0	0.0	0	0

T.J. SLATON

93

DEFENSIVE LINEMAN
FLORIDA

Fourth NFL Season | Fourth Packers Season



Ht: 6-4 | Wt: 330 | Born: October 3, 1997 | NFL Games Played/Started: 57/25 | Acquired: D5a-21

AT A GLANCE

- » Was the only defensive player to appear in all 54 games for the Packers (including postseason) from 2021-23.
- » In his first three seasons, recorded 103 tackles (51 solo), four tackles for a loss, a sack, four QB hits, four passes defended and a blocked FG.
- » Has appeared in three postseason contests with two starts.
- » Set career highs in 2023 in games started (17), tackles (49) and solo tackles (22) while tying his career-best mark in tackles for a loss (two), QB hits (two) and passes defended (two).
- » Played in 45 games with 14 starts in four seasons at Florida (2017-20), recording 98 tackles (34 solo), 3½ sacks, 10 tackles for a loss, nine QB hurries, a pass defended and a fumble recovery.

2024 SEASON: Has started all six games, recording 12 tackles (four solo) and two quarterback hits... **At Philadelphia (Sept. 6):** Started and played 40 snaps on defense, leading the defensive line with five tackles (one solo). Also appeared on 12 special teams snaps... **Vs. Indianapolis (Sept. 15):** Started and played 19 snaps on defense, recording an assisted tackle when he helped DL Kenny Clark stop RB Jonathan Taylor after a gain of only a yard on a run up the middle. Also appeared on eight special teams snaps... **At Tennessee (Sept. 22):** Started and played 15 snaps on defense and nine on special teams... **Vs. Minnesota (Sept. 29):** Started and played 33 snaps on defense, recording two tackles (both assists) and a QB hit. Also saw action on 11 special teams snaps... **At L.A. Rams (Oct. 6):** Started and played 27 snaps on defense, posting three tackles (all solo) and a QB hit. Made back-to-back tackles on RB Blake Corum on first- and second-and-goal to keep Corum from scoring in the second quarter. Helped force an incompletion when he pressured QB Matthew Stafford on a deep pass intended for WR Tutu Atwell in the third quarter. Also saw action on six special teams plays... **Vs. Arizona (Oct. 13):** Started and appeared on 18 defensive snaps, posting an assisted tackle when he helped DL Kenny Clark take down RB Trey Benson after a short gain. Also played 10 special teams snaps.

T.J. SLATON'S NFL REGULAR-SEASON DEFENSIVE STATISTICS

YEAR	TEAM	GP	GS	TACKLES					INTERCEPTIONS							ST			MISC									
				TK	S	A	TFL	YDS	SK	YDS	QBH	NO	YDS	LG	TD	PD	FF	FR	TD	YDS	TK	S	A	FF	FR	S	A	
2021	Packers	17	0	23	14	9	0	0	1.0	4.5	2	0	0	0	0	0	0	0	0	0	0	0	0	0	0	0	0	0
2022	Packers	17	2	31	15	16	2	0	0.0	0.0	0	0	0	0	0	2	0	0	0	0	0	0	0	0	0	0	0	0
2023	Packers	17	17	49	22	27	2	4	0.0	0.0	2	0	0	0	2	0	0	0	0	0	1	1	0	0	0	0	0	0
2024	Packers	6	6	12	4	8	0	0	0.0	0.0	2	0	0	0	0	0	0	0	0	0	0	0	0	0	0	0	0	0
NFL TOTALS		57	25	115	55	60	4	4	1.0	4.5	6	0	0	0	4	0	0	0	0	0	1	1	0	0	0	0	0	0

T.J. SLATON'S NFL POSTSEASON DEFENSIVE STATISTICS

YEAR	TEAM	GP	GS	TACKLES					INTERCEPTIONS							ST			MISC									
				TK	S	A	TFL	YDS	SK	YDS	QBH	NO	YDS	LG	TD	PD	FF	FR	TD	YDS	TK	S	A	FF	FR	S	A	
2021	Packers	1	0	1	1	0	1	2	0.0	0.0	0	0	0	0	0	0	0	0	0	0	0	0	0	0	0	0	0	0
2023	Packers	2	2	6	4	2	0	0	0.0	0.0	0	0	0	0	0	0	0	0	0	0	0	0	0	0	0	0	0	0
NFL TOTALS		3	2	7	5	2	1	2	0.0	0.0	0	0	0	0	0	0	0	0	0	0	0	0	0	0	0	0	0	0

SINGLE-GAME HIGHS: DEFENSIVE

Total Tackles 9 vs. Minnesota Vikings, Oct 29, 2023
8 at Pittsburgh Steelers, Nov 12, 2023
4 at Pittsburgh Steelers, Nov 12, 2023

Solo Tackles 4 vs. Minnesota Vikings, Oct 29, 2023
0.5 at Cincinnati Bengals, Oct 10, 2021
0.5 at San Francisco 49ers, Sep 26, 2021

Passes Defended 2 vs. Minnesota Vikings, Jan 01, 2023
1 vs. Kansas City Chiefs, Dec 03, 2023
...1 more at 1.

Tackles For Loss 2 vs. Minnesota Vikings, Oct 29, 2023
1 vs. Minnesota Vikings, Jan 01, 2023
...1 more at 1.

2024 GXG REGULAR SEASON (PACKERS)

DATE	OPPONENT	P/S	TK	S	A	SK	YDS	INT	PD	FF	FR
09/06	at Eagles	S	5	1	4	0.0	0.0	0	0	0	0
09/15	Colts	S	1	0	1	0.0	0.0	0	0	0	0
09/22	at Titans	S	0	0	0	0.0	0.0	0	0	0	0
09/29	Vikings	S	2	0	2	0.0	0.0	0	0	0	0
10/06	at Rams	S	3	3	0	0.0	0.0	0	0	0	0
10/13	Cardinals	S	1	0	1	0.0	0.0	0	0	0	0
2024 TOTALS		6-6	12	4	8	0.0	0.0	0	0	0	0

PRESTON SMITH

91

DEFENSIVE LINEMAN
MISSISSIPPI STATE

10th NFL Season | Sixth Packers Season



Ht: 6-5 | Wt: 265 | Born: November 17, 1992 | NFL Games Played/Started: 152/135 | Acquired: UFA (Was.)-19

AT A GLANCE

- » Is tied for No. 1 in the NFL among defensive players in games played (152) since 2015.
- » With 43½ sacks as a Packer, passed Ezra Johnson for No. 6 on Green Bay's all-time list. His 43½ sacks since 2019 lead the team.
- » Was one of only two NFL players (T.J. Watt) to register 65-plus sacks (66), five-plus interceptions (five) and five-plus forced fumbles (nine) from 2015-23.
- » Was one of only 11 players in the NFL to post eight-plus sacks each of the last three seasons (2021-23).
- » Is the only active player in the NFL with 30-plus tackles and four-plus sacks in each of the last nine seasons (2015-23).
- » Played in 64 games with 50 starts for the Washington Redskins (2015-18), including starts in all 48 games over his final three seasons with the team.
- » Played collegiately at Mississippi State from 2011-14. As a senior, earned first-team All-SEC honors from the league's coaches and became the first player in conference history to be named SEC Defensive Lineman of the Week for three consecutive weeks.

2024 SEASON: Has started all six contests, recording 14 tackles (six solo) and 2.5 sacks (No. 2 on the team), and is tied for No. 3 on team with 10 NextGenStat QB pressures (TruMedia)...**At Philadelphia (Sept. 6):** Played 54 defensive snaps, posting two tackles (one solo) and two NGS QB pressures (TruMedia). Both tackles came on QB Jalen Hurts, stopping him for no gain and teaming with CB Kevian Nixon to bring Hurts down for a loss of 3 yards...**Vs. Indianapolis (Sept. 15):** Saw action on 28 defensive snaps, recording a tackle (solo) and a NGS QB pressure...**At Tennessee (Sept. 22):** Played 33 defensive snaps, registering three tackles (all solo), two tackles for a loss, two QB hits, two sacks for a total loss of 17 yards and four NGS QB pressures. It was his 11th regular-season game (eighth as a Packer) with two-plus sacks...**Vs. Minnesota (Sept. 29):** Played in his 150th career game and saw action on 44 defensive snaps, posting two tackles (both assists) and a NGS QB pressure. Took on a chip from the tight end before beating the tackle to the inside to pressure QB Sam Darnold on an incomplection on third-and-8 in the second quarter...**At L.A. Rams (Oct. 6):** Played 39 defensive snaps and recorded four tackles (all assists), a half-sack, a QB hit and two NGS QB pressures. With just over a minute to play in the game, spun inside to combine with DL Karl Brooks on a sack of QB Matthew Stafford to make it third-and-12...**Vs. Arizona (Oct. 13):** Saw action on 30 defensive snaps and recorded a tackle (solo) when he worked off the tight end to take RB Trey Benson down for a 1-yard gain early in the third quarter.

REGULAR-SEASON COMPARISON: DEFENSIVE - HOUSTON TEXANS

DATE	OPP	W/L	GP/GS	TACKLES					SACK	YDS.	INT	TFL	PD	QBH	MISC		
				TOT	SOLO	ASST	FF	FR							TD	FF	FR
11/18/18	WAS vs. HST	L	S	4	2	2	2	1.0	12.0	1	1	1	2	0	0	0	
10/25/20	GB @ HST	W	S	3	2	1	0.0	0.0	0	1	0	0	0	0	0		
TOTALS		1/1	2/2	7	4	3	1.0	12.0	1	2	1	2	0	0	0		

PRESTON SMITH'S NFL REGULAR-SEASON DEFENSIVE STATISTICS

YEAR	TEAM	GP	GS	TK	S	TACKLES					INTERCEPTIONS					ST			MISC							
						A	TFL	YDS	SK	YDS	QBH	NO	YDS	LG	TD	PD	FF	FR	TD	YDS	TK	S	A	FF	FR	S
2015	Redskins	16	2	30	20	10	6	39	8.0	77.0	10	0	0	0	4	2	1	0	0	5	4	1	0	0	0	
2016	Redskins	16	16	38	22	16	8	37	4.5	31.5	12	1	22	22	0	3	0	0	0	0	0	0	0	0	0	
2017	Redskins	16	16	42	31	11	10	48	8.0	40.5	21	2	26	18	0	3	1	1	0	12	0	0	0	0	0	
2018	Redskins	16	16	53	30	23	5	26	4.0	32.5	16	1	3	3	0	3	0	1	1	1	0	0	0	0	0	
2019	Packers	16	16	75	42	33	11	69	12.0	88.0	29	1	5	5	3	1	0	0	0	0	0	0	0	0	0	
2020	Packers	16	13	42	29	13	7	25	4.0	24.0	11	0	0	0	3	0	1	1	14	0	0	0	0	0	0	
2021	Packers	16	16	38	25	13	9	55	9.0	65.0	17	0	0	0	2	2	1	0	6	0	0	0	0	0	0	
2022	Packers	17	17	59	38	21	9	49	8.5	64.0	20	0	0	0	1	1	0	0	0	0	0	0	0	0	0	
2023	Packers	17	17	48	28	20	4	30	8.0	44.0	21	0	0	0	4	2	0	0	0	0	0	0	0	0	0	
2024	Packers	6	6	14	6	8	2	17	2.5	20.5	3	0	0	0	0	0	0	0	0	0	0	0	0	0	0	
NFL TOTALS		152	135	439	271	168	71	395	68.5	487.0	160	5	56	22	0	26	9	5	2	33	5	4	1	0	0	0

PRESTON SMITH'S NFL POSTSEASON DEFENSIVE STATISTICS

YEAR	TEAM	GP	GS	TK	S	TACKLES					INTERCEPTIONS					ST			MISC							
						A	TFL	YDS	SK	YDS	QBH	NO	YDS	LG	TD	PD	FF	FR	TD	YDS	TK	S	A	FF	FR	S
2015	Redskins	1	0	3	2	1	1	5	1.0	5.0	1	0	0	0	0	0	0	0	0	0	0	0	0	0	0	0
2019	Packers	2	2	7	4	3	1	6	2.0	6.0	3	0	0	0	0	0	0	0	0	0	0	0	0	0	0	0
2020	Packers	2	2	6	4	2	0	0	0.0	0.0	2	0	0	0	2	0	0	0	0	0	0	0	0	0	0	0
2021	Packers	1	1	9	6	3	0	0	0.0	0.0	0	0	0	0	0	0	0	0	0	0	0	0	0	0	0	0
2023	Packers	2	2	3	2	1	1	5	1.5	8.5	3	0	0	0	1	0	0	0	0	0	0	0	0	0	0	0
NFL TOTALS		8	7	28	18	10	3	16	4.5	19.5	9	0	0	0	3	0	0	0	0	0	0	0	0	0	0	0

SINGLE-GAME HIGHS: DEFENSIVE

Total Tackles 9 vs. Carolina Panthers, Nov 10, 2019
 9 at Los Angeles Chargers, Nov 03, 2019
Solo Tackles 7 vs. Carolina Panthers, Nov 10, 2019
 6 at Los Angeles Chargers, Nov 03, 2019
 ...1 more at 6.
Sacks 3.0 vs. Denver Broncos, Sep 22, 2019
 3.0 at Philadelphia Eagles, Dec 26, 2015
Passes Defensed 1 at Detroit Lions, Nov 23, 2023
 1 vs. Los Angeles Rams, Nov 05, 2023
 ...24 more at 1.
Forced Fumbles 1 at Minnesota Vikings, Dec 31, 2023
 1 vs. Minnesota Vikings, Oct 29, 2023
 ...7 more at 1.

Fumble Recoveries 1 vs. Los Angeles Rams, Nov 28, 2021
 1 vs. Chicago Bears, Nov 29, 2020
 ...3 more at 1.
Tackles For Loss 2 at Tennessee Titans, Sep 22, 2024
 2 vs. Los Angeles Rams, Dec 19, 2022
 ...13 more at 2.
Interceptions 1 vs. Minnesota Vikings, Sep 15, 2019
 1 vs. Houston Texans, Nov 18, 2018
 ...3 more at 1.
Interception Return Yards 22 vs. Minnesota Vikings, Nov 13, 2016
 18 vs. Arizona Cardinals, Dec 17, 2017

2024 GXG REGULAR SEASON (PACKERS)

DATE OPPONENT	P/S	TK	S	A	SK	YDS	INT	PD	FF	FR
09/06 at Eagles	S	2	1	1	0.0	0.0	0	0	0	0
09/15 Colts	S	2	1	1	0.0	0.0	0	0	0	0
09/22 at Titans	S	3	3	0	2.0	17.0	0	0	0	0
09/29 Vikings	S	2	0	2	0.0	0.0	0	0	0	0
10/06 at Rams	S	4	0	4	0.5	3.5	0	0	0	0
10/13 Cardinals	S	1	1	0	0.0	0.0	0	0	0	0
2024 TOTALS	6-6	14	6	8	2.5	20.5	0	0	0	0

ERIC STOKES

21

CORNERBACK
GEORGIA

Fourth NFL Season | Fourth Packers Season



Ht: 6-1 | Wt: 194 | Born: March 1, 1999 | NFL Games Played/Started: 34/30 | Acquired: D1-21

AT A GLANCE

- » Was limited to three games with two starts last season as he recovered from ankle/knee injuries from the 2022 season and a hamstring injury suffered in Week 7 of the 2023 season.
- » Started the first nine games of the 2022 season before ankle/knee injuries ended his season.
- » Played in 16 games with 14 starts as a rookie and recorded a team-high 14 passes defended, tied for No. 11 in the NFL and tied for No. 1 among NFL rookies in 2021.
- » For all NFL defensive backs targeted over 45 times in 2021, ranked No. 4 in the league in lowest completion percentage (49.5) when targeted (Stathead.com).
- » Started at CB in all nine regular-season games as a junior at Georgia in 2020, earning first-team All-Southeastern Conference honors from *The Associated Press* after finishing tied for No. 2 in the conference and tied for No. 8 in the nation with four interceptions.
- » Earned Class 4A honorable mention from the *Atlanta Journal-Constitution* as a senior at Eastside High School (Covington, Ga.) in 2016 after posting 20 tackles, two INTs and five passes defended.

2024 SEASON: Has started five of six contests, recording 22 tackles (15 solo)...**At Philadelphia (Sept. 6):** Played 67 defensive snaps, posting two tackles (one solo)...**Vs. Indianapolis (Sept. 15):** Saw action on 24 defensive snaps, recording a tackle (assist)...**At Tennessee (Sept. 22):** Played 53 of 54 defensive snaps and finished No. 3 on the team with five tackles (all solo). On second-and-15, came up on a screen play and tackled RB Tony Pollard for a 1-yard gain on a series that would result in a turnover on downs early in the third quarter, giving the Packers the ball at the Tennessee 36...**Vs. Minnesota (Sept. 29):** Saw action on 66 of 68 defensive snaps and tied for No. 2 on the team with a season-best seven tackles and tied for the team lead with six solo tackles. Took WR Jalen Nailor down for no gain on an end around on fourth-and-1 at the Green Bay 4 with just over two minutes to play in the game...**At L.A. Rams (Oct. 6):** Played 55 defensive snaps and tied his season high with seven tackles (three solo), including a solo stop on TE Colby Parkinson on third-and-12 with just over minute to play to force a fourth-and-5 that was not converted...**Vs. Arizona (Oct. 13):** Saw action on 16 defensive plays.

ERIC STOKES' NFL REGULAR-SEASON DEFENSIVE STATISTICS

YEAR	TEAM	GP	GS	TACKLES					INTERCEPTIONS										ST			MISC						
				TK	S	A	TFL	YDS	SK	YDS	QBH	NO	YDS	LG	TD	PD	FF	FR	TD	YDS	TK	S	A	FF	FR	S	A	
2021	Packers	16	14	55	43	12	0	0	0.0	0.0	0	1	0	0	0	14	0	0	0	0	0	0	0	0	0	0	0	0
2022	Packers	9	9	25	20	5	0	0	0.0	0.0	0	0	0	0	0	0	0	0	0	0	0	0	1	1	0	0	0	0
2023	Packers	3	2	6	5	1	1	0	0.0	0.0	0	0	0	0	0	0	0	0	0	0	0	0	0	0	0	0	0	0
2024	Packers	6	5	22	15	7	0	0	0.0	0.0	0	0	0	0	0	0	0	0	0	0	0	0	0	0	0	0	0	0
NFL TOTALS		34	30	108	83	25	1	0	0.0	0.0	0	1	0	0	0	14	0	0	0	0	0	0	1	1	0	0	0	0

ERIC STOKES' NFL POSTSEASON DEFENSIVE STATISTICS

YEAR	TEAM	GP	GS	TACKLES					INTERCEPTIONS										ST			MISC						
				TK	S	A	TFL	YDS	SK	YDS	QBH	NO	YDS	LG	TD	PD	FF	FR	TD	YDS	TK	S	A	FF	FR	S	A	
2021	Packers	1	1	4	3	1	0	0	0.0	0.0	0	0	0	0	0	0	0	0	0	0	0	0	0	0	0	0	0	0
NFL TOTALS		1	1	4	3	1	0	0	0.0	0.0	0	0	0	0	0	0	0	0	0	0	0	0	0	0	0	0	0	0

SINGLE-GAME HIGHS: DEFENSIVE

Total Tackles 8 vs. Pittsburgh Steelers, Oct 03, 2021
7 at Los Angeles Rams, Oct 06, 2024
...2 more at 7.

Solo Tackles 8 vs. Pittsburgh Steelers, Oct 03, 2021
7 at Baltimore Ravens, Dec 19, 2021

Passes Defended 2 vs. Los Angeles Rams, Nov 28, 2021
2 vs. Pittsburgh Steelers, Oct 03, 2021
...1 more at 2.

Interceptions 1 vs. Pittsburgh Steelers, Oct 03, 2021

2024 GXG REGULAR SEASON (PACKERS)

DATE	OPPONENT	P/S	TK	S	A	SK	YDS	INT	PD	FF	FR
09/06	at Eagles	S	2	1	1	0	0.0	0	0	0	0
09/15	Colts	S	1	0	1	0	0.0	0	0	0	0
09/22	at Titans	S	5	5	0	0	0.0	0	0	0	0
09/29	Vikings	S	7	6	1	0	0.0	0	0	0	0
10/06	at Rams	S	7	3	4	0	0.0	0	0	0	0
10/13	Cardinals	P	0	0	0	0	0.0	0	0	0	0
2024 TOTALS		6-5	22	15	7	0	0.0	0	0	0	0

KADEEM TELFORT 76

TACKLE
UAB

First NFL Season | First Packers Season



Ht: 6-7 | Wt: 322 | Born: November 10, 1998 | NFL Games Played/Started: 5/0 | Acquired: FA-23

AT A GLANCE

- » Spent the entire 2023 season on Green Bay's practice squad.
- » Originally signed by the Packers as an undrafted free agent on May 5, 2023.
- » Appeared in 31 games with 28 starts in three seasons at UAB (2020-22), earning first-team All-Conference USA honors in his final season as he helped the Blazers rank No. 8 in the country in rushing offense with an average of 235.6 yards per game.
- » Began his college career at the University of Florida (2017) and later went on to attend Garden City (Kan.) Community College in 2018 and Highland Community College (Freeport, Ill.) in 2019.
- » Attended Booker T. Washington High School (Miami, Fla.) as a senior, where he helped the Tornados to a semifinal appearance in the 2016 FHSAA Class 4A state playoffs.

2024 SEASON: Has appeared in five games, seeing time on special teams...**At Philadelphia (Sept. 6):** Inactive (healthy scratch)...**Vs. Indianapolis (Sept. 15):** Made his NFL regular-season debut, appearing on five snaps on special teams...**At Tennessee (Sept. 22):** Played seven snaps on special teams...**Vs. Minnesota (Sept. 29):** Appeared on five plays on special teams...**At L.A. Rams (Oct. 6):** Played four snaps on special teams...**Vs. Arizona (Oct. 13):** Appeared on seven plays on special teams.

KADEEM TELFORT'S NFL REGULAR-SEASON STATISTICS

DATE	TEAM	GP	GS
2024	Packers	5	0
NFL TOTALS		5	0

ZACH TOM 50

OFFENSIVE LINEMAN
WAKE FOREST

Third NFL Season | Third Packers Season



Ht: 6-4 | Wt: 304 | Born: March 26, 1999 | NFL Games Played/Started: 32/28 | Acquired: D4b-22

AT A GLANCE

- » Has appeared in 42 games with 28 starts in his first two-plus NFL seasons, opening games at three different spots on the offensive line (23 at RT, four at LT, one at LG).
- » Part of a line that has allowed 45 total sacks in the 28 games he has started, including 14 contests with one sack/zero sacks.
- » Started all 17 games at RT in 2023 and helped the Packers rank No. 3 in the NFL in sacks allowed (30) and No. 4 in sacks allowed per passing play (4.9 pct.).
- » Played in nine games with five starts as a rookie in 2022, opening four contests at LT and one at LG. Made his first NFL start at Washington in Week 7, becoming the first Green Bay rookie to start a game at LT since David Bakhtiari in 2013.
- » Appeared in 48 games with 37 starts (23 at LT, 14 at C) over the course of four seasons at Wake Forest (2018-21), giving up just two sacks in 3,107 collegiate snaps.
- » In 2021, earned second-team All-America honors from Phil Steele's College Football, The Athletic and the Football Writers Association of America and earned first-team All-Atlantic Coast Conference recognition from the coaches and media.

2024 SEASON: Has started all six games at RT and has helped the offense rank No. 2 in the NFL in rushing (167.2 ypg), explosive plays (55) and explosive runs (24), No. 4 in total offense (400.0 ypg) and yards per play (6.22), tied for No. 2 in sacks allowed (eight) and No. 6 in yards per carry (5.07)...**At Philadelphia (Sept. 6):** Started at RT and played all 67 snaps. Helped protect QB Jordan Love as he was sacked just once on the evening and cleared holes for Green Bay to register 163 rushing yards on just 21 carries (7.8 avg.)...**Vs. Indianapolis (Sept. 15):** Started at RT and played all 70 snaps. Was part of a line that did not allow a sack of QB Malik Willis and cleared the way for the Packers' 261 rushing yards on 53 carries (4.9 avg.), the highest rushing-yardage total in a game by Green Bay since Sept. 28, 2003, vs. Denver (262 yards)...**At Tennessee (Sept. 22):** Started at RT and played all 63 snaps, helping to clear the way for the Packers' 188 rushing yards on 37 attempts (5.1 avg.), bringing their total over their past two games to 449 rushing yards, the most over a two-game span by Green Bay in a single season since Nov. 2-10, 2003 (502 yards)...**Vs. Minnesota (Sept. 29):** Started at RT and helped the offense register a season-high 465 total yards as Love posted single-game career highs for passing yards (389), passing TDs (four) and completions (32)...**At L.A. Rams (Oct. 6):** Started at RT and played all 59 snaps, helping to clear the way for the Packers' 126 rushing yards and a TD on 30 carries (4.2 avg.)...**Vs. Arizona (Oct. 13):** Started at RT and played all 73 snaps. Helped to clear the way for the Packers' 437 total yards and was part of a line that did not allow a sack of Love as he tied his career high with four TD passes.

ZACH TOM'S NFL REGULAR-SEASON STATISTICS

DATE	TEAM	GP	GS
2022	Packers	9	5
2023	Packers	17	17
2024	Packers	6	6
NFL TOTALS		32	28

ZACH TOM'S NFL POSTSEASON STATISTICS

DATE	TEAM	GP	GS
2023	Packers	2	2
NFL TOTALS		2	2

CARRINGTON VALENTINE

24

CORNERBACK
KENTUCKY

Second NFL Season | Second Packers Season



Ht: 6-0 | Wt: 189 | Born: September 9, 2001 | NFL Games Played/Started: 21/12 | Acquired: D7a-23

AT A GLANCE

- » Led the team and ranked No. 7 among NFL rookies with nine passes defended last season. Dating back to 2000, became the sixth Packer rookie to post nine-plus passes defended and the first since CB Eric Stokes (14) in 2021.
- » Played in all 17 games with 12 starts and recorded 42 tackles (32 solo), nine passes defended and a fumble recovery as a rookie. Also started both postseason contests and was tied for No. 4 on the team with 12 tackles (nine solo).
- » Became the first Green Bay rookie to register two games (Weeks 9 and 11) with three-plus passes defended since CB Casey Hayward (2012).
- » Played in 35 career games with 25 straight starts to finish his career at Kentucky (2020-22). In 2022, led the Wildcats and ranked No. 9 in the Southeastern Conference in passes defended with 11.

2024 SEASON: Has played in four games, recording three tackles (all assists) and a pass defended...Has been inactive (ankle) for two games...**At Philadelphia (Sept. 6):** Appeared on nine snaps on defense and 16 on special teams...**Vs. Indianapolis (Sept. 15):** Played 32 snaps on defense, recording two tackles (both assists) and a pass defended. Broke up a deep pass intended for WR Michael Pittman Jr. in the fourth quarter...**At Tennessee (Sept. 22):** Inactive (ankle)...**Vs. Minnesota (Sept. 29):** Inactive (ankle)...**At L.A. Rams (Oct. 6):** Played 41 snaps on defense, recording an assisted tackle...**Vs. Arizona (Oct. 13):** Appeared on 11 special teams snaps.

CARRINGTON VALENTINE'S NFL REGULAR-SEASON DEFENSIVE STATISTICS

YEAR	TEAM	GP	GS	TACKLES							INTERCEPTIONS							ST			MISC						
				TK	S	A	TFL	YDS	SK	YDS	QBH	NO	YDS	LG	TD	PD	FF	FR	TD	YDS	TK	S	A	FF	FR	S	A
2023	Packers	17	12	42	32	10	0	0	0.0	0.0	0	0	0	0	0	9	0	1	0	50	2	1	1	0	0	0	0
2024	Packers	4	0	3	0	3	0	0	0.0	0.0	0	0	0	0	1	0	0	0	0	0	0	0	0	0	0	0	0
NFL TOTALS		21	12	45	32	13	0	0	0.0	0.0	0	0	0	0	10	0	1	0	50	2	1	1	0	0	0	0	0

CARRINGTON VALENTINE'S NFL POSTSEASON DEFENSIVE STATISTICS

YEAR	TEAM	GP	GS	TACKLES							INTERCEPTIONS							ST			MISC						
				TK	S	A	TFL	YDS	SK	YDS	QBH	NO	YDS	LG	TD	PD	FF	FR	TD	YDS	TK	S	A	FF	FR	S	A
2023	Packers	2	2	12	9	3	0	0	0.0	0.0	0	0	0	0	0	0	0	0	0	0	0	0	0	0	0	0	0
NFL TOTALS		2	2	12	9	3	0	0	0.0	0.0	0	0	0	0	0	0	0	0	0	0	0	0	0	0	0	0	0

SINGLE-GAME HIGHS: DEFENSIVE

Total Tackles 8 at Denver Broncos, Oct 22, 2023
5 vs. Tampa Bay Buccaneers, Dec 17, 2023

Solo Tackles 7 at Denver Broncos, Oct 22, 2023
4 vs. Tampa Bay Buccaneers, Dec 17, 2023
...2 more at 4.

Passes Defensed 3 vs. Los Angeles Chargers, Nov 19, 2023
3 vs. Los Angeles Rams, Nov 05, 2023

Fumble Recoveries 1 at New York Giants, Dec 11, 2023
Special Teams Tackles 2 vs. Minnesota Vikings, Oct 29, 2023

2024 GXG REGULAR SEASON (PACKERS)

DATE	OPPONENT	P/S	TK	S	A	SK	YDS	INT	PD	FF	FR	
09/06	at Eagles	P	0	0	0	0.0	0.0	0	0	0	0	
09/15	Colts	P	2	0	2	0.0	0.0	0	1	0	0	
09/22	at Titans		INACTIVE/INJURY									
09/29	Vikings		INACTIVE/INJURY									
10/06	at Rams	P	1	0	1	0.0	0.0	0	0	0	0	
10/13	Cardinals	P	0	0	0	0.0	0.0	0	0	0	0	
2024 TOTALS		4-0	3	0	3	0.0	0.0	0	1	0	0	

LUKAS VAN NESS

90

DEFENSIVE LINEMAN
IOWA

Second NFL Season | Second Packers Season



Ht: 6-5 | Wt: 272 | Born: July 6, 2001 | NFL Games Played/Started: 23/0 | Acquired: D1-23

AT A GLANCE

- » Saw action in all 17 games as a rookie, registering 32 tackles (24 solo), eight tackles for a loss (tied for No. 2 on the team), a pass defended, four sacks and 10 quarterback hits (No. 5 on the team).
- » Became the first Packers rookie to post four-plus sacks and eight-plus tackles for a loss since LB Clay Matthews in 2009.
- » Appeared in both postseason contests, recording five tackles (four solo), a sack, a tackle for a loss and a QB hit.
- » Earned second-team All-Big Ten honors from the conference's coaches and media as a redshirt sophomore in 2022, playing both end and tackle and recording 38 tackles (17 solo), a team-high 11 tackles for a loss and 6½ sacks (tied for team lead).
- » Earned first-team all-state honors from the *Champaign News Gazette* as a senior in 2019 at Barrington (Ill.) High School after posting 67 tackles, eight tackles for a loss, 17 QB pressures, five sacks, a forced fumble and a blocked punt.

2024 SEASON: Has played in all six contests, recording 12 tackles (10 solo), a sack, two tackles for a loss (tied for No. 4 on the team) and seven NextGenStat QB pressure (TruMedia)...**At Philadelphia (Sept. 6):** Recorded two tackles (both solo) on 19 defensive snaps...**vs. Indianapolis (Sept. 15):** Posted a tackle (solo), a tackle for a loss and a NGS QB pressure. With just over six minutes to play in the third quarter, worked down the line to drop RB Jonathan Taylor for a 3-yard loss on second-and-5. The Colts did not convert the ensuing third down and settled for a field goal...**At Tennessee (Sept. 22):** Played 22 defensive snaps and recorded a tackle (solo), a tackle for a loss, a QB hit, a sack and recovered a fumble on a sack by DL Kingsley Enagbare to give the Packers the ball at their own 47-yard line late in the third quarter. Sacked QB Will Levis for a loss of 4 yards on a third-and-3 to force a punt in the second quarter...**vs. Minnesota (Sept. 29):** Saw action on 24 plays on defense, posting three tackles (all solo) and two NGS QB pressures (tied for No. 2 on the team)...**At L.A. Rams (Oct. 6):** Played 42 defensive snaps and registered a career-high five tackles (three solo, tied career high). Three of his five stops were for 2 yard gains...**vs. Arizona (Oct. 13):** Saw action on 26 defensive snaps and tied for the team lead with two NGS QB Pressures.

LUKAS VAN NESS' NFL REGULAR-SEASON DEFENSIVE STATISTICS

YEAR	TEAM	GP	GS	TACKLES							INTERCEPTIONS							ST				MISC								
				TK	S	A	TFL	YDS	SK	YDS	QBH	NO	YDS	LG	TD	PD	FF	FR	TD	YDS	TK	S	A	FF	FR	S	A			
2023	Packers	17	0	32	24	8	8	40	4.0	31.0	10	0	0	0	0	1	0	0	0	0	0	0	0	0	0	0	0	0	0	0
2024	Packers	6	0	12	10	2	2	7	1.0	4.0	1	0	0	0	0	0	1	0	0	0	1	0	0	1	0	0	0	0	0	
NFL TOTALS		23	0	44	34	10	10	47	5.0	35.0	11	0	0	0	0	1	0	1	0	0	1	0	1	0	0	0	0	0	0	

LUKAS VAN NESS' NFL POSTSEASON DEFENSIVE STATISTICS

YEAR	TEAM	GP	GS	TACKLES							INTERCEPTIONS							ST				MISC							
				TK	S	A	TFL	YDS	SK	YDS	QBH	NO	YDS	LG	TD	PD	FF	FR	TD	YDS	TK	S	A	FF	FR	S	A		
2023	Packers	2	0	5	4	1	1	5	1.0	5.0	1	0	0	0	0	0	0	0	0	0	0	0	0	0	0	0	0	0	0
NFL TOTALS		2	0	5	4	1	1	5	1.0	5.0	1	0	0	0	0	0	0	0	0	0	0	0	0	0	0	0	0	0	0

SINGLE-GAME HIGHS: DEFENSIVE

Total Tackles	5 at Los Angeles Rams, Oct 06, 2024 4 vs. Tampa Bay Buccaneers, Dec 17, 2023	Fumble Recoveries	1 at Tennessee Titans, Sep 22, 2024
Solo Tackles	3 at Los Angeles Rams, Oct 06, 2024 3 vs. Minnesota Vikings, Sep 29, 2024 ...2 more at 3.	Tackles For Loss	1 vs. Chicago Bears, Jan 07, 2024 1 vs. Tampa Bay Buccaneers, Dec 17, 2023 ...6 more at 1.
Sacks	1.0 vs. Chicago Bears, Jan 07, 2024 1.0 vs. Tampa Bay Buccaneers, Dec 17, 2023 ...2 more at 1.0.	Special Teams Tackles	1 at Tennessee Titans, Sep 22, 2024
Passes Defensed	1 vs. Minnesota Vikings, Oct 29, 2023		

2024 GXG REGULAR SEASON (PACKERS)

DATE	OPPONENT	P/S	TK	S	A	SK	YDS	INT	PD	FF	FR
09/06	at Eagles	P	2	2	0	0	0.0	0	0	0	0
09/15	Colts	P	1	1	0	0	0.0	0	0	0	0
09/22	at Titans	P	1	1	0	1.0	4.0	0	0	0	1
09/29	Vikings	P	3	3	0	0	0.0	0	0	0	0
10/06	at Rams	P	5	3	2	0	0.0	0	0	0	0
10/13	Cardinals	P	0	0	0	0	0.0	0	0	0	0
2024 TOTALS		6-0	12	10	2	1.0	4.0	0	0	0	1

QUAY WALKER

7

LINEBACKER
GEORGIA

Third NFL Season | Third Packers Season



Ht: 6-4 | Wt: 241 | Born: May 8, 2000 | NFL Games Played/Started: 37/36 | Acquired: D1a-22

AT A GLANCE

- Is one of six NFL players with 275-plus tackles, five-plus sacks, 10-plus passes defended and three-plus forced fumbles since 2022.
- Is one of three Packers since the merger (1970) with 100-plus tackles in both of his first two NFL seasons (Nick Barnett, 2003-04; A.J. Hawk, 2006-07), per Stathead.
- Has led Green Bay in tackles for two straight seasons, tying for the third-longest streak for the Packers since 1975 (Nick Barnett, 2003-05; Blake Martinez, 2017-19).
- Ranked No. 2 among NFL rookies with a team-best 119 total tackles in 2022, the fifth most by a Green Bay rookie since 1975 (Johnnie Gray, 123 in 1975 / Nick Barnett, 134 in 2003 / A.J. Hawk, 155 in 2006 / Rich Wingo, 166 in 1979).
- Earned All-Rookie team honors from the Pro Football Writers of America, the first Green Bay inside LB to be selected to the team since Hawk in 2006.
- Started at LB in all 15 games as a senior in 2021, tying for No. 3 on the team with a career-high 67 tackles (39 solo) while adding 5½ tackles for a loss, 1½ sacks and 25 QB pressures. Was part of a Georgia defense that ranked No. 1 in the country in 2021 in points allowed (10.2 ppg), the top mark posted since Alabama (8.2 ppg) in 2011, and helped the Bulldogs win their first national championship since 1980.

2024 SEASON: Has started all six contests, posting a team-high 51 tackles (38 solo, tied for No. 4 in the NFL), 1.5 sacks, two QB hits, four tackles for a loss (tied for No. 2 on the team) and four NextGenStat QB pressures...Is one of six NFL players with 50-plus tackles and at least one sack this season...Has posted six-plus tackles in all every game this season...**At Philadelphia (Sept. 6):** Played all 76 defensive snaps and tied for the team lead in tackles (11) and solo tackles (seven). Five tackles were for gains of 3 yards or less, including bringing down RB Saquan Barkley for a loss of 2 yards with just under eight minutes to play in the fourth quarter...**Vs. Indianapolis (Sept. 15):** Was one of three defenders to play all 56 snaps, leading the team with six tackles (all solo)...**At Tennessee (Sept. 22):** One of two Packers to play all 54 defensive snaps, finishing No. 2 on the team with six tackles (three solo) and a QB hit, and registered a half-sack when he teamed with LB Isaiah McDuffie to chase down QB Will Levis on a fourth-and-2, giving Green Bay the ball at the Tennessee 36-yard line early in the third quarter. The ensuing drive resulted in a touchdown to put the Packers up, 27-7...**Vs. Minnesota (Sept. 29):** One of two Green Bay defenders to play all 68 snaps, leading the team with eight tackles (six solo), a tackle for a loss, a QB hit, a NGS QB pressure and blitzed up the middle, splitting the running back and guard to sack QB Sam Darnold for a loss of 13 yards in the third quarter. Dating back to last season, has four sacks in the last seven regular-season games...**At L.A. Rams (Oct. 6):** One of four Packers to play all 78 defensive snaps, tying for No. 2 on the team with nine tackles (six solo), a tackle for a loss and two NGS QB pressures. Worked down the line and then slashed through to team up with S Evan Williams and tackle RB Kyren Williams for a loss of 6 yards in the second quarter...**Vs. Arizona (Oct. 13):** One of three Packers to play all 58 defensive snaps, leading the team with 11 tackles (10 solo, tied career high) and a tackle for a loss. It marked the ninth 10-plus tackle game of his career during the regular season.

QUAY WALKER'S NFL REGULAR-SEASON DEFENSIVE STATISTICS

YEAR	TEAM	GP	GS	TACKLES										INTERCEPTIONS										ST			MISC		
				TK	S	A	TFL	YDS	SK	YDS	QBH	NO	YDS	LG	TD	PD	FF	FR	TD	YDS	TK	S	A	FF	FR	S	A		
2022	Packers	17	16	119	73	46	5	8	1.5	13.5	4	0	0	0	7	3	1	0	63	2	2	0	0	0	0	0	0	0	
2023	Packers	14	14	118	59	59	7	20	2.5	16.5	5	1	37	37	1	3	0	0	0	0	0	0	0	0	0	0	0		
2024	Packers	6	6	51	38	13	4	22	1.5	13.0	2	0	0	0	0	0	0	0	0	0	0	0	0	0	0	0	0		
NFL TOTALS		37	36	288	170	118	16	50	5.5	43.0	11	1	37	37	1	10	3	1	0	63	2	2	0	0	0	0	0		

QUAY WALKER'S NFL POSTSEASON DEFENSIVE STATISTICS

YEAR	TEAM	GP	GS	TACKLES										INTERCEPTIONS										ST			MISC		
				TK	S	A	TFL	YDS	SK	YDS	QBH	NO	YDS	LG	TD	PD	FF	FR	TD	YDS	TK	S	A	FF	FR	S	A		
2023	Packers	2	2	20	9	11	1	0	0.0	0.0	0	0	0	0	0	0	0	0	0	0	0	0	0	0	0	0	0		
NFL TOTALS		2	2	20	9	11	1	0	0.0	0.0	0	0	0	0	0	0	0	0	0	0	0	0	0	0	0	0	0		

SINGLE-GAME HIGHS: DEFENSIVE

Total Tackles	19 vs. Detroit Lions, Sep 28, 2023 17 at Atlanta Falcons, Sep 17, 2023 10 vs. Arizona Cardinals, Oct 13, 2024 10 vs. Detroit Lions, Sep 28, 2023	Fumble Recoveries	1 at Philadelphia Eagles, Nov 27, 2022 2 at Denver Broncos, Oct 22, 2023 1 at Los Angeles Rams, Oct 06, 2024 ...12 more at 1.
Solo Tackles	1.0 vs. Minnesota Vikings, Sep 29, 2024 1.0 vs. Chicago Bears, Jan 07, 2024 ...2 more at 1.0.	Tackles For Loss	1 at Chicago Bears, Sep 10, 2023 37 at Chicago Bears, Sep 10, 2023 1 vs. Tennessee Titans, Nov 17, 2022 1 vs. New England Patriots, Oct 02, 2022
Sacks	2 vs. Los Angeles Rams, Dec 19, 2022 1 at Atlanta Falcons, Sep 17, 2023 ...6 more at 1.	Interceptions	
Passes Defensed	1 vs. Los Angeles Rams, Dec 19, 2022 1 at Atlanta Falcons, Sep 17, 2023 ...6 more at 1.	Interception Return Yards	
Forced Fumbles	1 vs. Los Angeles Rams, Dec 19, 2022 1 at Buffalo Bills, Oct 30, 2022 ...1 more at 1.	Special Teams Tackles	

2024 GXG REGULAR SEASON (PACKERS)

DATE OPPONENT	P/S	TK	S	A	SK	YDS	INT	PD	FF	FR
09/06 at Eagles	S	11	7	4	0.0	0.0	0	0	0	0
09/15 Colts	S	6	6	0	0.0	0.0	0	0	0	0
09/22 at Titans	S	6	3	3	0.5	0.0	0	0	0	0
09/29 Vikings	S	8	6	2	1.0	13.0	0	0	0	0
10/06 at Rams	S	9	6	3	0.0	0.0	0	0	0	0
10/13 Cardinals	S	11	10	1	0.0	0.0	0	0	0	0
2024 TOTALS	6-6	51	38	13	1.5	13.0	0	0	0	0

RASHEED WALKER

63

TACKLE
PENN STATE

Third NFL Season | Third Packers Season



Ht: 6-6 | Wt: 324 | Born: February 13, 2000 | NFL Games Played/Started: 24/21 | Acquired: D7c-22

AT A GLANCE

- » Appeared in all 17 games with 15 starts at LT in 2023 and was part of a line that helped the Packers rank No. 3 in the NFL in sacks allowed (30) and No. 4 in sacks allowed per passing play (4.9 pct.).
- » His 15 starts last season were the most by a Green Bay offensive lineman selected in the seventh round within his first two NFL seasons since T Mark Tauscher started all 16 games in his second season (2001).
- » Selected by the Packers with the third of four picks in the seventh round (No. 249 overall) of the 2022 NFL Draft, becoming the first offensive lineman drafted by Green Bay out of Penn State since G Marco Rivera in 1996.
- » Appeared in 36 games over four seasons at Penn State (2018-21), starting the final 32 contests at LT.
- » Earned third-team All-Big Ten honors as a senior in 2021, helping the Nittany Lions feature a 3,000-yard passer (QB Sean Clifford, 3,107) and a 1,000-yard receiver (WR Jahan Dotson, 1,182) for only the second time in school history.

2024 SEASON: Has started all six games at LT and has helped the offense rank No. 2 in the NFL in rushing (167.2 ypg), explosive plays (55) and explosive runs (24), No. 4 in total offense (400.0 ypg) and yards per play (6.22), tied for No. 2 in sacks allowed (eight) and No. 6 in yards per carry (5.07)...**At Philadelphia (Sept. 6):** Started at LT and played all 67 snaps. Helped protect QB Jordan Love as he was sacked just once on the evening and cleared holes for Green Bay to register 163 rushing yards on just 21 carries (7.8 avg.)...**Vs. Indianapolis (Sept. 15):** Started at LT and played all 70 snaps. Was part of a line that did not allow a sack of QB Malik Willis and cleared the way for the Packers' 261 rushing yards on 53 carries (4.9 avg.), the highest rushing-yardage total in a game by Green Bay since Sept. 28, 2003, vs. Denver (262 yards)...**At Tennessee (Sept. 22):** Started at LT and played all 63 snaps, helping to clear the way for the Packers' 188 rushing yards on 37 attempts (5.1 avg.), bringing their total over their past two games to 449 rushing yards, the most over a two-game span by Green Bay in a single season since Nov. 2-10, 2003 (502 yards)...**Vs. Minnesota (Sept. 29):** Started at LT and helped the offense register a season-high 465 total yards as Love posted single-game career highs for passing yards (389), passing TDs (four) and completions (32)...**At L.A. Rams (Oct. 6):** Started at LT and played all 59 snaps, helping to clear the way for the Packers' 126 rushing yards and a TD on 30 carries (4.2 avg.)...**Vs. Arizona (Oct. 13):** Started at LT and played all 73 snaps. Helped to clear the way for the Packers' 437 total yards and was part of a line that did not allow a sack of Love as he tied his career high with four TD passes.

RASHEED WALKER'S NFL REGULAR-SEASON STATISTICS

DATE	TEAM	GP	GS
2022	Packers	1	0
2023	Packers	17	15
2024	Packers	6	6
NFL TOTALS		24	21

RASHEED WALKER'S NFL POSTSEASON STATISTICS

DATE	TEAM	GP	GS
2023	Packers	2	2
NFL TOTALS		2	2

CHRISTIAN WATSON

9

WIDE RECEIVER
NORTH DAKOTA STATE

Third NFL Season | Third Packers Season



Ht: 6-4 | Wt: 208 | Born: May 12, 1999 | NFL Games Played/Started: 28/25 | Acquired: D2-22

AT A GLANCE

- » Posted a team-high 12 TD receptions in 2022-23, the fifth most by a Packer in his first two NFL seasons behind only Billy Howton (17), Greg Jennings (15), Don Hutson (14) and Sterling Sharpe (13).
- » Led the team with seven TD catches in 2022, the fourth most in team history by a rookie behind only Howton (13 in 1952), Max McGee (nine in 1954) and Jayden Reed (eight in 2023).
- » In 2022, became only the third player in franchise history to that point to post seven-plus receiving TDs and multiple rushing TDs in a season, joining Johnny "Blood" McNally (1931) and Don Hutson (1941).
- » Posted eight TDs from scrimmage in Weeks 10-13 in 2022, tied for the most over a four-game span by a rookie WR in league history (Vikings WR Randy Moss, 1998).
- » Finished his career at North Dakota State ranked No. 2 in school history (min. 50 rec.) in yards per reception (20.4 avg.) and yards per kickoff return (26.4 avg.), No. 8 in receiving yards (2,140) and No. 10 in receptions (105).
- » Earned second-team All-America honors at wide receiver from *The Associated Press* as a senior in 2021 after leading the Bison with a career-high 43 catches for a career-best 801 yards (18.6 avg.) and seven TDs. Earned first-team AP All-America recognition at kickoff returner as a junior in 2020 after averaging 33.8 yards on 10 kickoff returns.

2024 SEASON: Has started all five games he has appeared in and has posted eight catches for 148 yards (18.5 avg.) and two TDs... **At Philadelphia (Sept. 6):** Started and played 42 of 67 snaps, posting three catches for 13 yards (4.3 avg.), highlighted by a 2-yard TD catch early in the second half... **Vs. Indianapolis (Sept. 15):** Started and appeared on 41 plays on offense... **At Tennessee (Sept. 22):** Started and played 34 of 63 snaps, leading the team with 67 yards receiving on two catches (33.5 avg.), posting a 37-yard grab down to the Tennessee 13 late in the first half on third-and-18 and a 30-yard leaping grab to the Tennessee 6 on third-and-6 on Green Bay's opening drive that helped set up a QB Malik Willis TD run two plays later. Became the first Packer to register two third-down catches of 30-plus yards each since WR Davante Adams did so at San Francisco on Nov. 5, 2020... **Vs. Minnesota (Sept. 29):** Started and played nine snaps before sustaining an ankle injury late in the first quarter that sidelined him for the remainder of the game... **At L.A. Rams (Oct. 6):** Inactive (ankle)... **Vs. Arizona (Oct. 13):** Started and played 44 snaps, leading the team with 68 yards receiving on three catches (22.7 avg.). Posted a 44-yard TD reception on a long pass from QB Jordan Love with 4:32 remaining in the first half to give the Packers a 24-0 lead.

CHRISTIAN WATSON'S NFL REGULAR-SEASON RUSHING/RECEIVING STATISTICS

DATE	TEAM	GP	GS	RECEIVING					RUSHING				
				NO.	YDS.	AVG.	LG	TD	NO.	YDS.	AVG.	LG	TD
2022	Packers	14	11	41	611	14.9	63t	7	7	80	11.4	46t	2
2023	Packers	9	9	28	422	15.1	77	5	4	11	2.8	13	0
2024	Packers	5	5	8	148	18.5	44t	2	0	0	0.0	0	0
NFL TOTALS		28	25	77	1,181	15.3	77	14	11	91	8.3	46t	2

CHRISTIAN WATSON'S NFL POSTSEASON RUSHING/RECEIVING STATISTICS

DATE	TEAM	GP	GS	RECEIVING					RUSHING				
				NO.	YDS.	AVG.	LG	TD	NO.	YDS.	AVG.	LG	TD
2023	Packers	2	0	2	20	10.0	11	0	0	0	0.0	0	0
NFL TOTALS		2	0	2	20	10.0	11	0	0	0	0.0	0	0

CHRISTIAN WATSON'S NFL REGULAR-SEASON RETURN STATISTICS

DATE	TEAM	RET.	KICKOFF RETURNS			
			YDS.	AVG.	LG	TD
2022	Packers	2	35	17.5	18	0
2023	Packers	0	0	0.0	0	0
2024	Packers	0	0	0.0	0	0
NFL TOTALS		2	35	17.5	18	0

SINGLE-GAME HIGHS: RUSHING/RECEIVING

Rush Attempts	2 vs. Kansas City Chiefs, Dec 03, 2023 2 vs. Detroit Lions, Jan 08, 2023	Receiving Yards	110 at Philadelphia Eagles, Nov 27, 2022 107 vs. Dallas Cowboys, Nov 13, 2022
Rushing Yards	46 at Chicago Bears, Dec 04, 2022 15 vs. Kansas City Chiefs, Dec 03, 2023 ...1 more at 15.	Receiving Average	30.3 at Las Vegas Raiders, Oct 09, 2023 27.5 at Philadelphia Eagles, Nov 27, 2022
Longest Runs	46t at Chicago Bears, Dec 04, 2022 15t vs. New England Patriots, Oct 02, 2022	Longest Receptions	77 at Las Vegas Raiders, Oct 09, 2023 63t at Philadelphia Eagles, Nov 27, 2022
Rushing TDs	1 at Chicago Bears, Dec 04, 2022 1 vs. New England Patriots, Oct 02, 2022	Receiving TDs	3 vs. Dallas Cowboys, Nov 13, 2022 2 vs. Kansas City Chiefs, Dec 03, 2023 ...1 more at 2.
Receptions	7 vs. Kansas City Chiefs, Dec 03, 2023 6 at Miami Dolphins, Dec 25, 2022	Scrimmage Yards	116 vs. Detroit Lions, Jan 08, 2023 110 at Philadelphia Eagles, Nov 27, 2022

2024 GXG REGULAR SEASON (PACKERS)

DATE	OPPONENT	P/S	RECEIVING					RUSHING				
			NO.	YDS.	AVG.	LG	TD	NO.	YDS.	AVG.	LG	TD
09/06	at Eagles	S	3	13	4.3	6	1	0	0	0.0	0	0
09/15	Colts	S	0	0	0.0	0	0	0	0	0.0	0	0
09/22	at Titans	S	2	67	33.5	37	0	0	0	0.0	0	0
09/29	Vikings	S	0	0	0.0	0	0	0	0	0.0	0	0
10/06	at Rams							INACTIVE/INJURY				
10/13	Cardinals	S	3	68	22.7	44t	1	0	0	0.0	0	0
2024 TOTALS		5-5	8	148	18.5	44t	2	0	0	0.0	0	0

DANIEL WHELAN

19

PUNTER
UC DAVIS

Second NFL Season | Second Packers Season



Ht: 6-5 | Wt: 216 | Born: February 10, 1999 | NFL Games Played/Started: 23/0 | Acquired: FA-23

AT A GLANCE

- » Averaged 46.2 yards per punt in 2023 in his first season with the Packers, the second-best single-season mark in team history behind only Corey Bojorquez (46.5 avg. in 2021).
- » Posted 22 punts of 50-plus yards last season, tied for the third most in a season by a Green Bay punter since 2000 behind only Jon Ryan (24 in 2006) and Justin Vogel (23 in 2017).
- » Became the first Irish-born player to play in the NFL since 1985 (Cardinals K Neil O'Donoghue).
- » Played for the D.C. Defenders in 2023, earning All-XFL honors after ranking No. 3 in the league in both punting average (45.6) and punts inside the 20 (11).
- » Played in 47 games in five seasons (2017-21) at UC-Davis, finishing his career ranked No. 1 in school history in punting average (44.0) and punts inside the 20 (86).
- » Moved to California with his mother when he was 13 years old and earned All-Southern Section and All-DeAnza League honors in both of his final two years at Rancho Mirage (Calif.) High School.

2024 SEASON: Has played in all six games, punting 19 times for 869 yards (45.7-yard gross average, 41.8-yard net average)...Has posted six punts of 50-plus yards...Has placed eight punts inside the 20...Recorded a long of 74 yards, which is the fourth-longest punt in the NFL this season...**Philadelphia (Sept. 6):** Punted twice for a total of 74 yards (37.0-yard gross and net average), placing one punt inside the 20 and recording a long of 41 yards...**Vs. Indianapolis (Sept. 15):** Punted three times for 139 yards (46.3-yard gross and net average) with a long of 59 yards in the third quarter that pinned the Colts at their own 16. Placed a season-high three punts inside the 20...**At Tennessee (Sept. 22):** Punted a season-high five times for 244 yards, averaging 48.8 yards (36.0-yard net average). Recorded a season-long punt of 63 yards in the fourth quarter, the second-longest punt of his career...**Vs. Minnesota (Sept. 29):** Punted three times for 180 yards, registering a 60.0-yard average, which was the top mark by a Green Bay punter (min. three punts) since Boyd Dowler recorded a 62.0-yard average on three punts vs. San Francisco on Oct. 21, 1962. Posted a 56.7-yard net average, which was the top mark by a Packers punter (since 1976) with three-plus punts in a game, topping Tim Masthay's mark of 55.3 yards on three punts at Minnesota on Oct. 23, 2011. His 56.7-yard net average was also the top mark by an NFL punter (min. three punts) since Seahawks P Michael Dickson averaged 57.5 yards on six punts at Denver on Sept. 9, 2018. Recorded a career-long 74-yard punt, which is the second-longest punt by a Packer (since 2000) behind only Corey Bojorquez's 82-yarder at Chicago on Oct. 17, 2021. Two of his three punts landed inside the 20...**At L.A. Rams (Oct. 6):** Matched his season high with five punts for 186 yards (37.2-yard gross and net average), recording a long of 41 yards and placing one punt inside the 20. Pinned the Rams are their own 9 on his 41-yard punt in the fourth quarter...**Vs. Arizona (Oct. 13):** Punted one time for 46 yards (46.0-yard gross and net average) in the first quarter and pinned the Cardinals at their own 8.

DANIEL WHELAN'S NFL REGULAR-SEASON PUNTING STATISTICS

DATE	TEAM	GP	GROSS			OPP.		NET					
			NO.	YDS.	AVG.	RET.	YDS.	YDS.	AVG.	TB	IN20	LG	BK
2023	Packers	17	57	2,634	46.2	23	270	2,264	39.7	5	18	68	0
2024	Packers	6	19	869	45.7	5	34	795	41.8	2	8	74	0
NFL TOTALS		23	76	3,503	46.1	28	304	3,059	40.3	7	26	74	0

DANIEL WHELAN'S NFL POSTSEASON PUNTING STATISTICS

DATE	TEAM	GP	GROSS			OPP.		NET					
			NO.	YDS.	AVG.	RET.	YDS.	YDS.	AVG.	TB	IN20	LG	BK
2023	Packers	2	4	155	38.8	0	0	155	38.8	0	3	42	0
NFL TOTALS		2	4	155	38.8	0	0	155	38.8	0	3	42	0

SINGLE-GAME HIGHS: PUNTER

Punts	5 at Los Angeles Rams, Oct 06, 2024 5 at Tennessee Titans, Sep 22, 2024 ...2 more at 5.	Net Punting Avg	56.7 vs. Minnesota Vikings, Sep 29, 2024 47.5 at Minnesota Vikings, Dec 31, 2023
Gross Punting Yards	259 vs. Detroit Lions, Sep 28, 2023 249 at Chicago Bears, Sep 10, 2023	Longest Punts	74 vs. Minnesota Vikings, Sep 29, 2024 68 at Chicago Bears, Sep 10, 2023
Gross Punting Avg	60.0 vs. Minnesota Vikings, Sep 29, 2024 51.8 vs. Minnesota Vikings, Oct 29, 2023 ...1 more at 51.8.	Inside the 20	4 at Detroit Lions, Nov 23, 2023 3 vs. Indianapolis Colts, Sep 15, 2024
Net Punting Yards	232 vs. Detroit Lions, Sep 28, 2023 193 at Chicago Bears, Sep 10, 2023		

2024 GXG REGULAR SEASON (PACKERS)

DATE	OPPONENT					OPP.	NET			TB	IN20	LG	BK	
			NO.	YDS.	AVG.	RET.	YDS.	YDS.	AVG					
09/06	at Eagles	P	2	74	37.0	0	0	74	37.0	0	1	41	0	
09/15	Colts	P	3	139	46.3	0	0	139	46.3	0	3	59	0	
09/22	at Titans	P	5	244	48.8	2	24	180	36.0	2	0	63	0	
09/29	Vikings	P	3	180	60.0	2	10	170	56.7	0	2	74	0	
10/06	at Rams	P	5	186	37.2	1	0	186	37.2	0	1	41	0	
10/13	Cardinals	P	1	46	46.0	0	0	46	46.0	0	1	46	0	
2024 TOTALS			6	19	869	45.7	5	34	795	41.8	2	8	74	0

DONTAYVION WICKS

13

WIDE RECEIVER
VIRGINIA

Second NFL Season | Second Packers Season



Ht: 6-1 | Wt: 206 | Born: June 16, 2001 | NFL Games Played/Started: 21/7 | Acquired: D5B-23

AT A GLANCE

- » Ranked No. 3 on the team with 39 receptions for 581 yards (14.9 avg.) and four TDs in 2023, finishing No. 2 in the league in yards per catch among rookies.
- » Posted a team-high 18 explosive receptions (16-plus yards), the most by a Packers rookie dating back to 2000 and tied for No. 4 among NFL rookies last season.
- » Of his 39 receptions, 18 went for 16-plus yards, a 46.2 percentage that ranked No. 4 in the NFL among players with two-plus catches a game. Dating back to 2000, his 46.2 mark was the top percentage posted by a Packer with 30-plus receptions.
- » Set the University of Virginia single-season school record for receiving yards with 1,203 yards on 57 catches (21.1 avg.) in 2021, surpassing WR Herman Moore's mark of 1,190 yards in 1990.
- » His average of 21.1 yards per reception in 2021 led the Atlantic Coast Conference and ranked No. 5 in the country.
- » Registered six 100-yard receiving games in 2021, tying WR Germane Crowell (1997) for the most in a season in school history.

2024 SEASON: Has appeared in all six games with one start and has posted 11 receptions for 133 yards (12.1 avg.) and three TDs (tied for No. 1 on the team)...Is tied for No. 10 in the NFL in TD receptions...**At Philadelphia (Sept. 6):** Appeared on 31 plays on offense...**vs. Indianapolis (Sept. 15):** Played 36 snaps and caught three passes for 26 yards (8.7 avg.), highlighted by a 14-yard TD grab from QB Malik Willis late in the first quarter, his fourth TD reception in his last four regular-season games...**At Tennessee (Sept. 22):** Appeared on 29 plays on offense...**vs. Minnesota (Sept. 29):** Played a season-high 58 snaps and posted a season-best five catches for a season-high 78 yards (15.6 avg.) and two TDs (tied career high). All five of his receptions came in the second half with both of his TD catches (6, 17 yards) coming in the fourth quarter...**At L.A. Rams (Oct. 6):** Started and played 45 of 59 snaps, hauling in two passes for 20 yards (10.0 avg.)...**vs. Arizona (Oct. 13):** Played 10 snaps, posting a 9-yard reception on a third down late in the first quarter to pick up a first down, before departing the game in the second quarter (shoulder).

DONTAYVION WICKS' NFL REGULAR-SEASON RECEIVING STATISTICS

DATE	TEAM	GP	GS	RECEIVING				
				NO.	YDS.	AVG.	LG	TD
2023	Packers	15	6	39	581	14.9	35	4
2024	Packers	6	1	11	133	12.1	36	3
NFL TOTALS		21	7	50	714	14.3	36	7

DONTAYVION WICKS' NFL POSTSEASON RECEIVING STATISTICS

DATE	TEAM	GP	GS	RECEIVING				
				NO.	YDS.	AVG.	LG	TD
2023	Packers	2	2	2	25	12.5	20t	1
NFL TOTALS		2	2	2	25	12.5	20t	1

SINGLE-GAME HIGHS: RUSHING/RECEIVING

Longest Runs 1 at Denver Broncos, Oct 22, 2023
Receptions 6 vs. Chicago Bears, Jan 07, 2024
 6 vs. Tampa Bay Buccaneers, Dec 17, 2023
Receiving Yards 97 vs. Tampa Bay Buccaneers, Dec 17, 2023
 91 vs. Los Angeles Chargers, Nov 19, 2023
Receiving Average 30.3 vs. Los Angeles Chargers, Nov 19, 2023
 17.0 at Pittsburgh Steelers, Nov 12, 2023

Longest Receptions 36 vs. Minnesota Vikings, Sep 29, 2024
 35 vs. Los Angeles Chargers, Nov 19, 2023
Receiving TDs 2 vs. Minnesota Vikings, Sep 29, 2024
 2 vs. Chicago Bears, Jan 07, 2024
Most TDs 2 vs. Minnesota Vikings, Sep 29, 2024
 2 vs. Chicago Bears, Jan 07, 2024
Scrimmage Yards 97 vs. Tampa Bay Buccaneers, Dec 17, 2023
 91 vs. Los Angeles Chargers, Nov 19, 2023

2024 GXG REGULAR SEASON (PACKERS)

DATE	OPPONENT	P/S	RECEIVING					RUSHING				
			NO.	YDS.	AVG.	LG	TD	NO.	YDS.	AVG.	LG	TD
09/06	at Eagles	P	0	0	0.0	0	0	0	0	0.0	0	0
09/15	Colts	P	3	26	8.7	14t	1	0	0	0.0	0	0
09/22	at Titans	P	0	0	0.0	0	0	0	0	0.0	0	0
09/29	Vikings	P	5	78	15.6	36	2	0	0	0.0	0	0
10/06	at Rams	S	2	20	10.0	10	0	0	0	0.0	0	0
10/13	Cardinals	P	1	9	9.0	9	0	0	0	0.0	0	0
2024 TOTALS		6-1	11	133	12.1	36	3	0	0	0.0	0	0

EVAN WILLIAMS

33 SAFETY OREGON

Rookie



Ht: 5-11 | Wt: 200 | Born: July 28, 2001 | NFL Games Played/Started: 6/1 | Acquired: D4-24

AT A GLANCE

- » Played four seasons at Fresno State (2019-22) and one season at Oregon (2023).
- » Overall, saw action in 52 games with 45 starts in five seasons (2019-23), recording 307 tackles (214 solo), 16 tackles for a loss, 5½ sacks, four QB hurries, four interceptions, 16 passes defended, four forced fumbles and five fumble recoveries.
- » Was selected to an all-conference team in each of his final four seasons in college.
- » Earned second-team All-Pacific-12 honors from the coaches and third-team All-Pac-12 recognition from Phil Steele's College Football in 2023 after leading the Ducks with 82 tackles (49 solo) and recording a career-high 4½ sacks (No. 2 on the team and No. 1 among Pac-12 defensive backs).
- » Selected by the Packers in the fourth round (No. 111 overall) of the 2024 NFL Draft, becoming the first University of Oregon defensive player to be drafted by Green Bay since DE Emery Barnes (18th round, No. 207 overall) in 1954.
- » Was named the CIF-Central Coast Section All-Around Player of the Year and the West Catholic Athletic League Player of the Year in 2018 at St. Francis High School (Mountain View, Calif.).

2024 SEASON: Has played in all six games with one start, recording 16 tackles (10 solo), a tackle for a loss, an interception, three passes defended and a forced fumble...Is one of only two NFL rookies with an interception and a forced fumble this season (Buccaneers DB Tykee Smith)...On special teams, has posted a tackle on kickoff coverage and recovered an onside kick...**At Philadelphia (Sept. 6):** Made his NFL debut, seeing action on 16 special teams snaps...**Vs. Indianapolis (Sept. 15):** Played 20 snaps on defense, recording two tackles (both solo), an interception and a pass defended. Snagged his first career interception on a Hall Mary attempt by QB Anthony Richardson to seal the victory for Green Bay. Became the first Packer to register an INT within his first two NFL games since S Jerron McMillian in 2012. Also contributed on special teams, playing 11 snaps and recovering an onside-kick attempt by the Colts late in the fourth quarter...**At Tennessee (Sept. 22):** Played 13 special teams snaps, posting a tackle on kickoff coverage. Also saw action on four defensive snaps...**Vs. Minnesota (Sept. 29):** Played 10 snaps on defense and 15 on special teams...**At L.A. Rams (Oct. 6):** Made his first career start, playing all 78 snaps on defense and leading the team with a career-high 10 tackles (four solo) and a career-best two passes defended. Recorded his first pass defended on a deep pass to WR Tutu Atwell in the third quarter. Broke up his second pass of the game on a short pass over the middle intended for TE Jordan Whittington on the Rams' final drive of the game. Also saw action on 11 special teams plays. Became the first Green Bay rookie with 10-plus tackles and multiple passes defended in a game since S Nick Collins (11/21/05)...**Vs. Arizona (Oct. 13):** Recorded his first career tackle for a loss and forced fumble to go along with four tackles (all solo) on 38 defensive snaps. Tackled QB Kyle Murray for a loss of 2 yards on third down to force Arizona to punt. In the third quarter, punched the ball loose from WR Greg Dortch, which was recovered by CB Jaire Alexander. Also saw action on 11 special teams snaps.

EVAN WILLIAMS' NFL REGULAR-SEASON DEFENSIVE STATISTICS

YEAR	TEAM	GP	TACKLES							INTERCEPTIONS										ST				MISC			
			GS	TK	S	A	TFL	YDS	SK	YDS	QBH	NO	YDS	LG	TD	PD	FF	FR	TD	YDS	TK	S	A	FF	FR	S	A
2024	Packers	6	1	16	10	6	1	2	0.0	0.0	0	1	1	1	0	3	1	0	0	0	1	1	0	0	0	0	0
NFL TOTALS		6	1	16	10	6	1	2	0.0	0.0	0	1	1	1	0	3	1	0	0	0	1	1	0	0	0	0	

SINGLE-GAME HIGHS: DEFENSIVE

Total Tackles	10 at Los Angeles Rams, Oct 06, 2024	Forced Fumbles	1 vs. Arizona Cardinals, Oct 13, 2024
	4 vs. Arizona Cardinals, Oct 13, 2024	Interceptions	1 vs. Indianapolis Colts, Sep 15, 2024
Solo Tackles	4 vs. Arizona Cardinals, Oct 13, 2024		
	4 at Los Angeles Rams, Oct 06, 2024		
Passes Defensed	2 at Los Angeles Rams, Oct 06, 2024		
	1 vs. Indianapolis Colts, Sep 15, 2024		

2024 GXG REGULAR SEASON (PACKERS)

DATE	OPPONENT	P/S	TK	S	A	SK	YDS	INT	PD	FF	FR
09/06	at Eagles	P	0	0	0	0	0.0	0	0	0	0
09/15	Colts	P	2	2	0	0	0.0	1	1	0	0
09/22	at Titans	P	0	0	0	0	0.0	0	0	0	0
09/29	Vikings	P	0	0	0	0	0.0	0	0	0	0
10/06	at Rams	S	10	4	6	0	0.0	0	2	0	0
10/13	Cardinals	P	4	4	0	0	0.0	0	0	1	0
2024 TOTALS		6-1	16	10	6	0	0.0	1	3	1	0

MALIK WILLIS

2

QUARTERBACK
LIBERTY

Third NFL Season | First Packers Season



Ht: 6-1 | Wt: 225 | Born: May 25, 1999 | NFL Games Played/Started: 14/5 | Acquired: T-24 (Ten.)

AT A GLANCE

- » Appeared in 11 regular-season games with three starts for the Tennessee Titans in 2022-23.
- » Originally selected by the Titans in the third round (No. 86 overall) of the 2022 NFL Draft.
- » Appeared in 38 games with 23 starts in four total collegiate seasons, playing two seasons at Liberty University (2020-21) after starting his collegiate career at Auburn (2017-18).
- » In his four collegiate seasons, completed 388 of 618 passes (62.8 pct.) for 5,191 yards and 48 TDs with 18 interceptions. He also rushed for 2,131 yards and 29 TDs on 366 career rushing attempts (5.8 avg.). His 74 total passing and rushing TDs in 2020-21 ranked No. 1 among all FBS players.
- » In his final season at Liberty University in 2021, completed 207 of 339 passes (61.1 pct.) for 2,862 yards and 27 touchdowns to go along with 197 rushing attempts for 878 yards (4.5 avg.) and 13 TDs.
- » Named the 2021 Bobby Bowden Trophy winner, which is presented annually to "a college football player who epitomizes a student-athlete of faith and conducts himself as an exemplary model in the classroom, on the field, on the campus and in the community."

2024 SEASON: Has played in three games with two starts, connecting on 25 of 34 passes (73.5 pct.) for 324 yards and two TDs with no INTs for a 122.6 rating...Ranks No. 3 on the team with 114 rushing yards and a TD on 12 carries (9.5 avg.)...Has posted a 127.1 passer rating on third down (12 of 17 for 190 yards and a TD) with an average of 11.18 yards per attempt...Became the first QB since the 1970 merger to post a 120-plus passer rating and 40-plus rushing yards in both of his first two starts with a team...Became only the 19th QB since the merger with a 120-plus passer rating in both of his first two starts with a team, joining Brad Johnson (1999 with Washington), Jeff George (1994 with Atlanta), Jim Plunkett (1980 with the Oakland Raiders) and John Hadl (1973 with the Los Angeles Rams)...**At Philadelphia (Sept. 6):** Took over for an injured Jordan Love (knee) for the final two plays of the game in his Green Bay debut and had one passing attempt...**Vs. Indianapolis (Sept. 15):** Made his first start in a Green Bay uniform with Love (knee) sidelined, connecting on 12 of 14 passes (pct.) for 122 yards and a TD with no INTs for a 126.8 rating. Late in the first quarter, threw his first TD pass in the NFL when he found WR Dontayvion Wicks for a 14-yard score. Completed 7 of 8 passes (87.5 pct.) for 94 yards and a TD for a 155.2 rating. on third down, including a 39-yard completion to WR Romeo Doubs to the Indianapolis 16 early in the fourth quarter on third-and-5. Added 41 rushing yards on six carries (6.8 avg.), highlighted by runs of 19 and 12 yards...**At Tennessee (Sept. 22):** Started for the second straight week in place of an injured Love (knee), posting a career-high 202 passing yards and a TD on 13-of-19 passing (68.4 pct.) along with a career-best 73 rushing yards and a TD on six carries (12.2 avg.). Became just the fourth QB in NFL history to post 200-plus passing yards, a passing TD, no INTs and a 120-plus passer rating along with 70-plus rushing yards, a rushing TD and an average of 12-plus yards per carry (Lamar Jackson, Sept. 18, 2022; Russell Wilson, Dec. 21, 2014; Randall Cunningham, Nov. 4, 1990). His rushing-yardage total was the second-best single-game mark by a QB in franchise history (since 1960) behind only QB Don Majkowski's 88-yard total at Detroit on Sept. 30, 1990. Capped off the opening drive of the game with a 5-yard TD run, a drive that featured a pair of 30-yard completions (30-yarder to WR Jayden Reed, 30-yarder to WR Christian Watson). Became the first NFL QB with 150-plus passing yards and 70-plus rushing yards (158/73) in a first half since Jackson (168/111) vs. Cincinnati on Oct. 13, 2019...**Vs. Minnesota (Sept. 29):** Served as the No. 2 QB, but did not see any action...**At L.A. Rams (Oct. 6):** Served as the No. 2 QB, but did not see any action...**Vs. Arizona (Oct. 13):** Was the No. 2 QB, but did not see any play.

REGULAR-SEASON COMPARISON: PASSING - HOUSTON TEXANS

DATE	OPP	W/L	GP/GS	C	ATT	YDS.	AVG.	TD	LG	INT	SK	SKYD	RTG
10/30/22	TEN @ HST	W	S	6	10	55	5.5	0	16	1	3	15	35.4
12/24/22	TEN vs. HST	L	S	14	23	99	4.3	0	15	2	4	11	34.5
TOTALS		1/1	2/2	20	33	154	4.7	0	16	3	7	26	--

MALIK WILLIS' NFL REGULAR-SEASON PASSING/RUSHING STATISTICS

DATE	TEAM	GP	GS	PASSING										RUSHING					
				ATT.	CMP.	PCT.	YDS.	AVG.	TD	INT.	LG	SK	LST	RATE	NO.	YDS.	AVG.	LG	TD
2022	Titans	8	3	61	31	50.8	276	4.5	0	3	48	10	49	42.8	27	123	4.6	17	1
2023	Titans	3	0	5	4	80.0	74	14.8	0	0	48	4	30	118.8	5	21	4.2	11	0
2024	Packers	3	2	34	25	73.5	324	9.5	2	0	39	4	16	122.7	12	114	9.5	29	1
TOTALS		14	5	100	60	60.0	674	6.7	2	3	48	18	95	74.3	44	258	5.9	29	2

SINGLE-GAME HIGHS: QUARTERBACK

Pass Attempts	23 vs. Houston Texans, Dec 24, 2022	Passer Rating	126.8 vs. Indianapolis Colts, Sep 15, 2024
	19 at Tennessee Titans, Sep 22, 2024		120.9 at Tennessee Titans, Sep 22, 2024
Pass Completions	14 vs. Houston Texans, Dec 24, 2022	Rush Attempts	8 at Kansas City Chiefs, Nov 06, 2022
	13 at Tennessee Titans, Sep 22, 2024		7 vs. Houston Texans, Dec 24, 2022
Yards Passing	202 at Tennessee Titans, Sep 22, 2024	Rushing Yards	73 at Tennessee Titans, Sep 22, 2024
	122 vs. Indianapolis Colts, Sep 15, 2024		43 vs. Houston Texans, Dec 24, 2022
TD Passes	1 at Tennessee Titans, Sep 22, 2024	Rushing Average	6.1 vs. Houston Texans, Dec 24, 2022
	1 vs. Indianapolis Colts, Sep 15, 2024		5.0 at Kansas City Chiefs, Nov 06, 2022
Long Passes	48 vs. Baltimore Ravens, Oct 15, 2023	Longest Runs	29 at Tennessee Titans, Sep 22, 2024
	48 at Kansas City Chiefs, Nov 06, 2022		20 at Tennessee Titans, Sep 22, 2024
Completion Percentage	68.4 at Tennessee Titans, Sep 22, 2024	Rushing TDs	1 vs. Houston Texans, Dec 24, 2022
	60.9 vs. Houston Texans, Dec 24, 2022		

2024 GXG REGULAR SEASON (PACKERS)

DATE	OPPONENT	P/S	PASSING											RUSHING			
			ATT	CMP	YDS	PCT	Y/A	Y/C	TD	INT	LG	SK/YD	RATE	ATT	YDS	LG	TD
09/06	at Eagles	P	1	0	0	0.0	0.0	0.0	0	0	0	1/4	39.6	0	0	0	0
09/15	Colts	S	14	12	122	85.7	8.7	10.2	1	0	39	0/0	126.8	6	41	19	0
09/22	at Titans	S	19	13	202	68.4	10.6	15.5	1	0	37	3/12	120.9	6	73	29	1
09/29	Vikings		DID NOT PLAY														
10/06	at Rams		DID NOT PLAY														
10/13	Cardinals		DID NOT PLAY														
2024 TOTALS		3-2	34	25	324	73.5	9.5	13.0	2	0	39	4/16	122.7	12	114	29	1

EMANUEL WILSON

31

RUNNING BACK
FORT VALLEY STATE

Second NFL Season | Second Packers Season



Ht: 5-10 | Wt: 226 | Born: May 8, 1999 | NFL Games Played/Started: 13/0 | Acquired: FA-23

AT A GLANCE

- ▶ Played in seven games for the Packers as a rookie last season, posting 85 rushing yards on 14 carries (6.1 avg.) while adding four receptions for 23 yards (5.8 avg.).
- ▶ Rushed for a career-best 43 yards on four carries (10.8 avg.) vs. the L.A. Rams in Week 9, including a career-long 31-yard run late in the fourth quarter, the longest run by a rookie RB for the Packers since Aaron Jones' 46-yarder vs. New Orleans on Oct. 22, 2017.
- ▶ Led Fort Valley State with 1,371 rushing yards and 17 TDs on 209 carries (6.6 avg.) in 2022 on his way to being named the Southern Intercollegiate Athletic Conference Player of the Year and the conference's Offensive Player of the Year.
- ▶ Started all 17 games he appeared in at Fort Valley State (2021-22), rushing for 2,206 yards and 24 TDs on 356 carries (6.2 avg.) along with 35 receptions for 330 yards (9.4 avg.) and two TDs after beginning his career at Johnson C. Smith University in 2019.
- ▶ Was named the CIAA Freshman of the Year at Johnson C. Smith in 2019 after leading the team with 1,040 yards and 13 TDs on 159 carries (6.5 avg.).

2024 SEASON: Has appeared in all six games and ranks No. 2 on the team with 210 yards on 42 carries (5.0 avg.) while adding six catches for 47 yards (7.8 avg.) and a TD...**At Philadelphia (Sept. 6):** Rushed for 46 yards on just four carries (11.5 avg.), posting runs of 14 and 18 yards on Green Bay's second-quarter drive that was capped off with WR Jayden Reed's 33-yard TD run. Added two catches for 2 yards (1.0 avg.)...**Vs. Indianapolis (Sept. 15):** Played 13 snaps and posted 9 rushing yards on five carries (1.8 avg.)...**At Tennessee (Sept. 22):** Appeared on a career-high 26 offensive plays, rushing for 50 yards on 12 carries (4.5 avg.) while adding a career-best 35 receiving yards on two catches (17.5 avg.), highlighted by a 30-yard TD catch on a screen pass on the opening drive of the second half for his first career NFL touchdown. His 85 yards from scrimmage on the afternoon were a career high...**Vs. Minnesota (Sept. 29):** Played 30 snaps and rushed for 27 yards on eight carries (3.4 avg.)...**At L.A. Rams (Oct. 6):** Played 15 snaps and posted 24 yards rushing on six carries (4.0 avg.)...**Vs. Arizona (Oct. 13):** Appeared on 23 plays, rushing for a career-high 54 yards on just seven carries (7.7 avg.) while adding a 19-yard reception.

EMANUEL WILSON'S NFL REGULAR-SEASON RUSHING/RECEIVING STATISTICS

DATE	TEAM	GP	GS	RUSHING					RECEIVING				
				NO.	YDS.	AVG.	LG	TD	NO.	YDS.	AVG.	LG	TD
2023	Packers	7	0	14	85	6.1	31	0	4	23	5.8	9	0
2024	Packers	6	0	42	210	5.0	18	0	6	47	7.8	30t	1
NFL TOTALS		13	0	56	295	5.3	31	0	10	70	7.0	30t	1

EMANUEL WILSON'S NFL POSTSEASON RUSHING/RECEIVING STATISTICS

DATE	TEAM	GP	GS	RUSHING					RECEIVING				
				NO.	YDS.	AVG.	LG	TD	NO.	YDS.	AVG.	LG	TD
2023	Packers	2	0	12	36	3.0	8	0	1	11	11.0	11	0
NFL TOTALS		2	0	12	36	3.0	8	0	1	11	11.0	11	0

SINGLE-GAME HIGHS: RUSHING/RECEIVING

Rush Attempts	12 at Tennessee Titans, Sep 22, 2024 8 vs. Minnesota Vikings, Sep 29, 2024	Receiving Yards	35 at Tennessee Titans, Sep 22, 2024 19 vs. Arizona Cardinals, Oct 13, 2024
Rushing Yards	54 vs. Arizona Cardinals, Oct 13, 2024 50 at Tennessee Titans, Sep 22, 2024	Longest Receptions	30t at Tennessee Titans, Sep 22, 2024 19 vs. Arizona Cardinals, Oct 13, 2024
Rushing Average	7.7 vs. Arizona Cardinals, Oct 13, 2024 4.2 at Tennessee Titans, Sep 22, 2024	Receiving TDs	1 at Tennessee Titans, Sep 22, 2024
Longest Runs	31 vs. Los Angeles Rams, Nov 05, 2023 18 at Philadelphia Eagles, Sep 06, 2024	Most TDs	1 at Tennessee Titans, Sep 22, 2024
Receptions	2 at Tennessee Titans, Sep 22, 2024 2 at Philadelphia Eagles, Sep 06, 2024 ...1 more at 2.	Scrimmage Yards	85 at Tennessee Titans, Sep 22, 2024 73 vs. Arizona Cardinals, Oct 13, 2024

2024 GXG REGULAR SEASON (PACKERS)

DATE	OPPONENT	P/S	RUSHING					RECEIVING				
			NO.	YDS.	AVG.	LG	TD	NO.	YDS.	AVG.	LG	TD
09/06	at Eagles	P	4	46	11.5	18	0	2	2	1.0	2	0
09/15	Colts	P	5	9	1.8	4	0	0	0	0.0	0	0
09/22	at Titans	P	12	50	4.2	10	0	2	35	17.5	30t	1
09/29	Vikings	P	8	27	3.4	8	0	0	0	0.0	0	0
10/06	at Rams	P	6	24	4.0	7	0	1	-9	-9.0	-9	0
10/13	Cardinals	P	7	54	7.7	16	0	1	19	19.0	19	0
2024 TOTALS		6-0	42	210	5.0	18	0	6	47	7.8	30t	1

ERIC WILSON

45

LINEBACKER
CINCINNATI

Eighth NFL Season | Third Packers Season



Ht: 6-1 | Wt: 230 | Born: September 26, 1994 | NFL Games Played/Started: 114/30 | Acquired: FA-22 (PS-NO)

AT A GLANCE

- » In his first seven seasons in the NFL, appeared in 108 regular-season games with 27 starts for the Minnesota Vikings (2017-20), Philadelphia Eagles (2021), Houston Texans (2021) and Packers (2022-23), recording 278 tackles (147 solo), nine sacks, four interceptions, nine passes defended, two forced fumbles and three fumble recoveries.
- » Has played in six postseason contests with two starts, recording 13 tackles (five solo), a QB hit and two special teams tackles.
- » Ranks No. 4 in the NFL with 24 special teams tackles over the past two seasons (2022-23), per TruMedia.
- » Posted 50 special teams tackles from 2017-23, tied for No. 7 in the NFL among linebackers over that span (TruMedia).
- » Started a career-high 15 games for the Vikings in 2020 and posted career bests in tackles (121), sacks (three) and INTs (three), the only player in the NFL to register 100-plus tackles, three-plus sacks and three-plus INTs in 2020.

2024 SEASON: Has played in all six games with three starts, recording 12 tackles (eight solo), two tackles for a loss, an interception, a pass defended and a forced fumble...Is tied for No. 3 on the team in special teams tackles with two...**At Philadelphia (Sept. 6):** Made his first start as a Packer and played 15 snaps on defense, recording four tackles (three solo) and two tackles for a loss. Brought down RB Saquon Barkley for a loss of 5 yards on the Eagles' first play from scrimmage. Tackled Barkley again for a loss of a yard on a run up the middle in the second quarter. Also played a team-high 24 special teams snaps...**Vs. Indianapolis (Sept. 15):** Played eight snaps on defense, recording a solo tackle, an interception, a pass defended and a forced fumble. Forced RB Jonathan Taylor to fumble the ball out of bounds after a catch-and-run late in the third quarter. On the Colts' next drive early in the fourth quarter, intercepted QB Anthony Richardson's pass intended for WR Michael Pittman Jr. over the middle for his first INT as a Packer. Also played a team-high 17 special teams snaps...**At Tennessee (Sept. 22):** Started and played eight snaps on defense, posting a solo tackle. Also appeared on a team-high 21 special teams snaps and recorded a season-high two tackles, one on kickoff coverage and one on punt coverage...**Vs. Minnesota (Sept. 29):** Played 26 snaps on defense, recording two tackles (one solo). Also saw action on a team-high 24 special teams snaps...**At L.A. Rams (Oct. 6):** Recorded an assisted tackle on defense and saw action on 16 special teams snaps...**Vs. Arizona (Oct. 13):** Started and played 14 snaps on defense, posting three tackles (two solo). Also played a team-high 20 snaps on special teams.

REGULAR-SEASON COMPARISON: DEFENSIVE - HOUSTON TEXANS

DATE	OPP	W/L	GP/GS	TACKLES							MISC						
				TOT	SOLO	ASST	SACK	YDS.	INT	TFL	PD	QBH	TD	FF	FR		
10/4/20	MIN @ HST	W	S	9	3	6	0.0	0.0	0	0	0	0	0	0	0	0	0
TOTALS		1/0	1/1	9	3	6	0.0	0.0	0	0	0	0	0	0	0	0	0

ERIC WILSON'S NFL REGULAR-SEASON DEFENSIVE STATISTICS

YEAR	TEAM	GP	GS	TK	S	TACKLES							INTERCEPTIONS							ST			MISC							
						A	TFL	YDS	SK	YDS	QBH	NO	YDS	LG	TD	PD	FF	FR	TD	YDS	TK	S	A	FF	FR	S	A			
2017	Vikings	16	0	0	0	0	0	0	0.0	0.0	0	0	0	0	0	0	0	0	0	0	0	0	0	8	5	3	1	0	0	0
2018	Vikings	16	4	32	23	9	4	18	2.0	13.0	5	0	0	0	0	0	0	0	0	0	0	0	0	10	8	2	0	0	0	0
2019	Vikings	16	6	57	32	25	6	28	3.0	24.0	5	0	0	0	0	0	0	0	0	0	0	0	0	5	4	1	0	1	0	0
2020	Vikings	16	15	121	62	59	8	36	3.0	14.5	9	3	23	16	0	8	1	2	0	0	0	0	7	1	0	1	0	0	0	
2021	Eagles	7	2	43	18	25	1	3	0.0	0.0	1	1	7	7	0	1	0	0	0	0	0	0	0	0	0	0	0	0	0	0
2021	Texans	7	0	1	1	0	0	0	0.0	0.0	0	0	0	0	0	0	0	0	0	0	0	0	0	2	1	1	0	0	0	0
2021	TOTAL	14	2	44	19	25	1	3	0.0	0.0	1	1	7	7	0	1	0	0	0	0	0	0	0	2	1	1	0	0	0	0
2022	Packers	13	0	4	2	2	1	2	1.0	2.0	0	0	0	0	0	0	0	0	0	0	0	0	0	13	7	6	0	0	0	0
2023	Packers	17	0	20	9	11	0	0	0.0	0.0	1	0	0	0	0	0	0	0	0	0	0	0	0	11	7	4	0	0	0	0
2024	Packers	6	3	12	8	4	2	6	0.0	0.0	0	1	0	0	0	1	1	0	0	0	0	0	0	2	1	1	0	0	0	0
NFL TOTALS		114	30	290	155	135	22	93	9.0	53.5	21	5	30	16	0	10	2	2	0	0	0	0	7	52	33	19	1	1	0	0

ERIC WILSON'S NFL POSTSEASON DEFENSIVE STATISTICS

YEAR	TEAM	GP	GS	TK	S	TACKLES							INTERCEPTIONS							ST			MISC								
						A	TFL	YDS	SK	YDS	QBH	NO	YDS	LG	TD	PD	FF	FR	TD	YDS	TK	S	A	FF	FR	S	A				
2017	Vikings	2	0	0	0	0	0	0	0.0	0.0	0	0	0	0	0	0	0	0	0	0	0	0	0	1	0	1	0	0	0	0	
2019	Vikings	2	2	13	9	4	0	0	0.0	0.0	1	0	0	0	0	0	0	0	0	0	0	0	0	0	0	0	0	0	0	0	0
2023	Packers	2	0	5	4	1	0	0	0.0	0.0	0	0	0	0	0	0	0	0	0	0	0	0	0	1	1	0	0	1	0	0	0
NFL TOTALS		6	2	18	13	5	0	0	0.0	0.0	1	0	0	0	0	0	0	0	0	0	0	0	0	2	1	1	0	1	0	0	0

SINGLE-GAME HIGHS: DEFENSIVE

Total Tackles 13 vs. Detroit Lions, Nov 08, 2020
 12 vs. Chicago Bears, Dec 29, 2019
Solo Tackles 8 vs. Detroit Lions, Nov 08, 2020
 7 vs. Chicago Bears, Dec 29, 2019
 ...1 more at 7.
Sacks 2.0 vs. Oakland Raiders, Sep 22, 2019
 1.0 at Buffalo Bills, Oct 30, 2022
 ...5 more at 1.0.
Passes Defensed 2 at New Orleans Saints, Dec 25, 2020
 1 vs. Indianapolis Colts, Sep 15, 2024
 ...7 more at 1.
Forced Fumbles 1 vs. Green Bay Packers, Sep 13, 2020
Fumble Recoveries 1 at Green Bay Packers, Nov 01, 2020
 1 vs. Atlanta Falcons, Oct 18, 2020
Tackles For Loss 3 at Detroit Lions, Dec 23, 2018
 2 at Detroit Lions, Jan 03, 2021
 ...3 more at 2.

Interceptions 1 vs. Indianapolis Colts, Sep 15, 2024
 1 vs. Kansas City Chiefs, Oct 03, 2021
 ...3 more at 1.
Interception Return Yards 16 vs. Detroit Lions, Nov 08, 2020
 7 vs. Kansas City Chiefs, Oct 03, 2021
 ...1 more at 7.
Special Teams Tackles 3 at Detroit Lions, Nov 06, 2022
 2 at Tennessee Titans, Sep 22, 2024
 ...9 more at 2.
Special Teams Forced Fumbles 1 vs. Cincinnati Bengals, Dec 17, 2017
Special Teams Fumble Recoveries 1 vs. Denver Broncos, Nov 17, 2019
Longest Opp Fumble Return 4 at Green Bay Packers, Nov 01, 2020
 3 vs. Atlanta Falcons, Oct 18, 2020

2024 GXG REGULAR SEASON (PACKERS)

DATE OPPONENT	P/S	TK	S	A	SK	YDS	INT	PD	FF	FR
09/06 at Eagles	S	4	3	1	0.0	0.0	0	0	0	0
09/15 Colts	P	1	1	0	0.0	0.0	1	1	1	0
09/22 at Titans	S	1	1	0	0.0	0.0	0	0	0	0
09/29 Vikings	P	2	1	1	0.0	0.0	0	0	0	0
10/06 at Rams	P	1	0	1	0.0	0.0	0	0	0	0
10/13 Cardinals	S	3	2	1	0.0	0.0	0	0	0	0
2024 TOTALS	6-3	12	8	4	0.0	0.0	1	1	1	0

COLBY WOODEN

96

DEFENSIVE LINEMAN
AUBURN

Second NFL Season | Second Packers Season



Ht: 6-4 | Wt: 273 | Born: December 21, 2000 | NFL Games Played/Started: 20/0 | Acquired: D4-23

AT A GLANCE

- » Played in all 17 regular-season games as a rookie and registered 17 tackles (10 solo), a half-sack, a tackle for a loss and two QB hits.
- » Appeared in both 2023 postseason contests, recording three tackles (one solo) and a QB hit on defense and adding a blocked field goal on special teams.
- » Appeared in 40 games with 36 starts in four seasons with Auburn, finishing his career with 152 tackles (91 solo), 30 tackles for a loss, 15 sacks, 23 QB hurries, six passes defended, three forced fumbles and three fumble recoveries.
- » Earned first-team all-state honors at Archer High School (Lawrenceville, Ga.), where he helped the Tigers advance to the Class 7A state semifinals.

2024 SEASON: Has played in three games, recording three tackles (all assists)...Has blocked an extra point on special teams...Has been inactive (healthy scratch) for three games...**At Philadelphia (Sept. 6):** Played two snaps on special teams...**Vs. Indianapolis (Sept. 15):** Inactive (healthy scratch)...**At Tennessee (Sept. 22):** Inactive (healthy scratch)...**Vs. Minnesota (Sept. 29):** Inactive (healthy scratch)...**At L.A. Rams (Oct. 6):** Played 30 snaps on defense, recording three tackles (all assists). Appeared on three special teams plays and blocked an extra point in the second quarter, the first blocked extra point by Green Bay since CB Tony Brown vs. Minnesota on Sept. 15, 2019...**Vs. Arizona (Oct. 13):** Played 19 snaps on defense and eight on special teams.

COLBY WOODEN'S NFL REGULAR-SEASON DEFENSIVE STATISTICS

YEAR	TEAM	GP	GS	TACKLES							INTERCEPTIONS							ST			MISC						
				TK	S	A	TFL	YDS	SK	YDS	QBH	NO	YDS	LG	TD	PD	FF	FR	TD	YDS	TK	S	A	FF	FR	S	A
2023	Packers	17	0	17	10	7	1	2	0.5	5.0	2	0	0	0	0	0	0	0	0	0	0	0	0	0	0	0	0
2024	Packers	3	0	3	0	3	0	0	0.0	0.0	0	0	0	0	0	0	0	0	0	0	0	0	0	0	0	0	
NFL TOTALS		20	0	20	10	10	1	2	0.5	5.0	2	0	0	0	0	0	0	0	0	0	0	0	0	0	0	0	

COLBY WOODEN'S NFL POSTSEASON DEFENSIVE STATISTICS

YEAR	TEAM	GP	GS	TACKLES							INTERCEPTIONS							ST			MISC					
				TK	S	A	TFL	YDS	SK	YDS	QBH	NO	YDS	LG	TD	PD	FF	FR	TD	YDS	TK	S	A	FF	FR	S
2023	Packers	2	0	3	1	2	0	0	0.0	0.0	1	0	0	0	0	0	0	0	0	0	0	0	0	0	0	0
NFL TOTALS		2	0	3	1	2	0	0	0.0	0.0	1	0	0	0	0	0	0	0	0	0	0	0	0	0	0	

SINGLE-GAME HIGHS: DEFENSIVE

Total Tackles 4 vs. Detroit Lions, Sep 28, 2023
3 at Los Angeles Rams, Oct 06, 2024
...1 more at 3.

Solo Tackles 2 at New York Giants, Dec 11, 2023
2 at Denver Broncos, Oct 22, 2023
...1 more at 2.

Tackles For Loss 1 vs. Detroit Lions, Sep 28, 2023

2024 GXG REGULAR SEASON (PACKERS)

DATE	OPPONENT	P/S	TK	S	A	SK	YDS	INT	PD	FF	FR	
09/06	at Eagles	P	0	0	0	0	0.0	0	0	0	0	
09/15	Colts		INACTIVE									
09/22	at Titans		INACTIVE									
09/29	Vikings		INACTIVE									
10/06	at Rams	P	3	0	3	0	0.0	0	0	0	0	
10/13	Cardinals	P	0	0	0	0	0.0	0	0	0	0	
2024 TOTALS		3-0	3	0	3	0	0.0	0	0	0	0	

DEVONTE WYATT

95

DEFENSIVE LINEMAN
GEORGIA

Third NFL Season | Third Packers Season



Ht: 6-3 | Wt: 304 | Born: March 31, 1998 | NFL Games Played/Started: 37/5 | Acquired: D1b-22

AT A GLANCE

- » Set career marks for games played (17), games started (five), tackles (36), solo tackles (18), tackles for a loss (six, tied for No. 4 on the team), sacks (5½, No. 4 on the team) and QB hits (11, No. 4 on the team), and registered his first career fumble recovery in 2023.
- » Appeared in 16 games as a rookie in 2022 and recorded 15 tackles (eight solo), 1½ sacks, three QB hits, a pass defended and a forced fumble.
- » Was one of only two rookie defensive linemen (Dallas DE Sam Williams) to record at least one sack, one forced fumble and three QB hits in 2022 (Stathead.com).
- » Earned second-team All-America honors from *The Associated Press*, first-team All-SEC recognition from the coaches and second-team AP All-SEC honors in 2021.
- » Attended Towers High School (Decatur, Ga.) and earned Class 3A all-state honors as a senior in 2016 from the *Atlanta Journal-Constitution* and the Georgia Sportswriters Association.

2024 SEASON: Has played in four games, recording 10 tackles (eight solo), six tackles for a loss, three sacks, five quarterback hits and a fumble recovery...Ranks No. 1 on the team in tackles for a loss, sacks and QB hits...Is tied for No. 3 in the NFL in tackles for a loss...Is the only Green Bay defensive lineman since 2008 to register three-plus sacks and six-plus tackles for a loss in the first four games of a season...Has been inactive (ankle) for one game...**At Philadelphia (Sept. 6):** Played 36 snaps on defense, recording a solo tackle, a tackle for a loss and a fumble recovery. Recovered a fumbled snap by QB Jalen Hurts in the first quarter that gave Green Bay the ball at the Philadelphia 13 and the drive resulted in a field goal to extend the lead. Brought down RB Saquon Barkley for a loss of 3 yards on a run up the middle in the fourth quarter...**Vs. Indianapolis (Sept. 15):** Appeared on 25 defensive snaps, recording two tackles (both solo), two tackles for a loss, a sack and two QB hits. Tackled RB Jonathan Taylor for a loss of a yard on a run up the middle in the second quarter. Tackled QB Anthony Richardson for a loss of 6 yards on second-and-10 and the Colts turned it over on downs two plays later...**At Tennessee (Sept. 22):** Played 26 defensive snaps, tying his career high in total tackles (four) and tackles for a loss (two) and set new career highs in sacks (two) and QB hits (three). Became the first Green Bay defensive lineman with two-plus sacks and three-plus QB hits in a game since DL Kenny Clark at the L.A. Rams on Oct. 28, 2018. Sacked QB Will Levis for a loss of 5 yards on a first-down play in the third quarter, leading to a Tennessee punt three plays later. Brought down Levis again for a loss of 5 yards on second-and-8 in the fourth quarter, another drive that ended in a punt two plays later...**Vs. Minnesota (Sept. 29):** Played 25 snaps on defense, recording three tackles (two solo) and a tackle for a loss before exiting in the fourth quarter with an injury. Tackled RB Aaron Jones for a loss of 1 yard in the first quarter...**At L.A. Rams (Oct. 6):** Inactive (ankle)...**Vs. Arizona (Oct. 13):** Inactive (ankle).

DEVONTE WYATT'S NFL REGULAR-SEASON DEFENSIVE STATISTICS

YEAR	TEAM	GP	GS	TACKLES							INTERCEPTIONS							ST			MISC						
				TK	S	A	TFL	YDS	SK	YDS	QBH	NO	YDS	LG	TD	PD	FF	FR	TD	YDS	TK	S	A	FF	FR	S	A
2022	Packers	16	0	15	8	7	0	0	1.5	6.5	3	0	0	0	0	1	1	0	0	0	0	0	0	0	0	0	0
2023	Packers	17	5	36	18	18	6	37	5.5	35.5	11	0	0	0	0	0	1	0	0	0	0	0	0	0	0	0	0
2024	Packers	4	0	10	8	2	6	21	3.0	16.0	5	0	0	0	0	0	1	0	0	0	0	0	0	0	0	0	0
NFL TOTALS		37	5	61	34	27	12	58	10.0	58.0	19	0	0	0	0	1	1	2	0	0	0	0	0	0	0	0	0

DEVONTE WYATT'S NFL POSTSEASON DEFENSIVE STATISTICS

YEAR	TEAM	GP	GS	TACKLES							INTERCEPTIONS							ST			MISC						
				TK	S	A	TFL	YDS	SK	YDS	QBH	NO	YDS	LG	TD	PD	FF	FR	TD	YDS	TK	S	A	FF	FR	S	A
2023	Packers	2	1	2	2	0	0	0	0.0	0.0	0	0	0	0	0	0	0	0	0	0	0	0	0	0	0	0	0
NFL TOTALS		2	1	2	2	0	0	0	0.0	0.0	0	0	0	0	0	0	0	0	0	0	0	0	0	0	0	0	0

SINGLE-GAME HIGHS: DEFENSIVE

Total Tackles 4 at Tennessee Titans, Sep 22, 2024
4 at New York Giants, Dec 11, 2023
...1 more at 4.
Solo Tackles 4 at New York Giants, Dec 11, 2023
3 at Tennessee Titans, Sep 22, 2024
...2 more at 3.
Sacks 2.0 at Tennessee Titans, Sep 22, 2024
1.5 at Chicago Bears, Sep 10, 2023
Passes Defensed 1 at Detroit Lions, Nov 06, 2022

Forced Fumbles 1 vs. Detroit Lions, Jan 08, 2023
Fumble Recoveries 1 vs. Minnesota Vikings, Oct 29, 2023
Tackles For Loss 2 at Tennessee Titans, Sep 22, 2024
2 vs. Indianapolis Colts, Sep 15, 2024
...2 more at 2.

2024 GXG REGULAR SEASON (PACKERS)

DATE	OPPONENT	P/S	TK	S	A	SK	YDS	INT	PD	FF	FR
09/06	at Eagles	P	1	1	0	0	0	0	0	0	1
09/15	Colts	P	2	2	0	1	6	0	0	0	0
09/22	at Titans	P	4	3	1	2	10	0	0	0	0
09/29	Vikings	P	3	2	1	0	0	0	0	0	0
10/06	at Rams	INACTIVE/INJURY									
10/13	Cardinals	INACTIVE/INJURY									
2024 TOTALS	4-0		10	8	2	3	16	0	0	0	1