



## WEEKLY MEDIA INFORMATION PACKET

GREEN BAY PACKERS  
VS.  
NEW YORK GIANTS

WEEK 5

SUNDAY, OCT. 9, 2022  
8:30 A.M. CT

TOTTENHAM HOTSPUR STADIUM



# THE DOPE SHEET

OFFICIAL PROGRAM AND PUBLICATION, ACME-PACKERS FOOTBALL TEAM.

Packers Communications • Lambeau Field Atrium • 1265 Lombardi Avenue • Green Bay, WI 54304  
920/569-7500 • 920/569-7201 fax

Jason Wahlers, Sarah Quick, Tom Fanning, Nate LoCascio

## VOL. XXIV; NO. 9

## REGULAR SEASON - WEEK 5

### PACKERS AND GIANTS FACE OFF OVERSEAS

The Green Bay Packers (3-1) travel across the Atlantic Ocean to take on the New York Giants (3-1) this Sunday.



- The Packers will become the 32nd NFL team to play in London since 2007. It is the first London matchup between two teams with winning records.
- The game will be played at Tottenham Hotspur Stadium in London with a local kickoff of 2:30 p.m. It is the largest football club stadium in London, with a capacity of 62,850.
- While it is the first regular-season game outside of the country for the Packers, it will be the sixth game overall that Green Bay has played outside the United States. Previously, The Packers played internationally during the preseason on three occasions: in Toronto in 1997, Tokyo in 1998 and Winnipeg in 2019; and on Christmas Day in 1932 and on New Year's Day in 1933 the Packers played two games as part of a team-sanctioned barnstorming trip to Hawa'i to play two local teams, which at the time was a territory of the United States.
- The Packers (785) and Giants (709) are two of the three winningest teams (Chicago, 785) in NFL history in terms of regular season victories.
- Including the postseason, the Packers have won each of the last three matchups against the Giants, scoring over 30 points in both of the last two games (31, 38).
- Five of the last six games between the two teams (including playoffs) have been decided by 14-plus points, with each team winning three times.
- The Packers return to the states to host the New York Jets in Week 6, marking the second time Green Bay has played the New York teams in back-to-back weeks (Weeks 2-3 in 1985).

### AGAINST THE NFC

- The Packers are 2-1 versus NFC teams this season, a .667 winning percentage that is **tied for No. 3 in the NFC**.
- Under Head Coach **Matt LaFleur**, Green Bay is 31-8 against the NFC in the regular season, a .795 winning percentage that **leads the NFC** (New Orleans Saints are No. 2 at 27-13, .675) and ranks **No. 3 in the NFL** over that span (Kansas City Chiefs, 14-1, .933 / Baltimore Ravens, 11-2, .846)
- The Packers' point differential of plus-212 against NFC teams since 2019 ranks **No. 4 in the league**.
- QB **Aaron Rodgers** leads the NFL (min. 100 pass att.) since 2019 in passer rating (121.2) and TD passes (35) against NFC teams.
- In his last 14 games against NFC teams, Rodgers has 31 passing TDs and three INTs.
- Dating back to 2020, Rodgers has registered a passer rating of 100-plus in 20 of 27 games played against NFC teams, including a passer rating of 120-plus in 15 contests.

### WITH THE CALL

The game will be broadcast by the NFL Network and will also be simulcast on WLUX-TV in the Green Bay market and by WTMJ-TV in the Milwaukee market. Play-by-play man **Kevin Kugler** joins analyst **Mark Sanchez** with **Stacey Dales** and **Laura Okmin** reporting from the sidelines.

- Westwood One Sports will be broadcasting on radio to a national audience with **Bill Rosinski** (play-by-play) and **Derek Rackley** (analyst) on the call and **Scott Graham** hosting pregame and halftime shows.
- All Packers games can be heard on the Packers Radio Network, which is made up of 49 stations in Wisconsin, Michigan, Minnesota, Illinois and South Dakota. This year, the Packers transitioned to a new flagship station in Milwaukee, iHeartRadio Milwaukee's 97.3 The Game WRNW. For a full listing of radio affiliates, go to [packers.com/video/radio-network](http://packers.com/video/radio-network). **Wayne Larrivee** (play-by-play) and two-time Packers Pro Bowler **Larry McCarren** (analyst) call the action. McCarren first joined the team's broadcasts in 1995 and enters his 28th season calling Packers games. After originally being paired together in 1999, McCarren and Larrivee enter their 24th season of broadcasts together. They surpassed Jim Irwin and Max McGee for the most regular-season and postseason games broadcast for the Packers with 313 at the 2018 season opener against Chicago.
- The Packers' radio broadcast is also available on a mobile device through the Packers app or [packers.com](http://packers.com) for anyone that lives in the state of Wisconsin. If you live outside the state, you can stream the game broadcast from a desktop computer through [packers.com](http://packers.com). It is also available via subscription on Sirius Satellite Radio or NFL Plus ([nfl.com/plus](http://nfl.com/plus)).

### REGULAR SEASON

Date	Opponent	Time (CT)	TV/Att.
Sun., Sept. 11	at Minnesota Vikings	L, 23-7	66,959
Sun., Sept. 18	CHICAGO BEARS	W, 27-10	78,350
Sun., Sept. 25	at Tampa Bay Buccaneers	W, 14-12	69,197
Sun., Oct. 2	NEW ENGLAND PATRIOTS (Gold Pkg.)	W, 27-24 (OT)	78,317
Sun., Oct. 9	vs. NEW YORK GIANTS (Tottenham)	8:30 a.m.	NFLN
Sun., Oct. 16	NEW YORK JETS	*12 p.m.	FOX
Sun., Oct. 23	at Washington Commanders	*12 p.m.	FOX
Sun., Oct. 30	at Buffalo Bills	*7:20 p.m.	NBC
Sun., Nov. 6	at Detroit Lions	*12 p.m.	FOX
Sun., Nov. 13	DALLAS COWBOYS	*3:25 p.m.	FOX
Thu., Nov. 17	TENNESSEE TITANS (Gold Pkg.)	7:15 p.m.	Prime Video
Sun., Nov. 27	at Philadelphia Eagles	*7:20 p.m.	NBC
Sun., Dec. 4	at Chicago Bears	*12 p.m.	FOX
Sun., Dec. 11	BYE		
Mon., Dec. 19	LOS ANGELES RAMS	*7:15 p.m.	ESPN/ABC
Sun., Dec. 25	at Miami Dolphins	12 p.m.	FOX
Sun., Jan. 1	MINNESOTA VIKINGS	*3:25 p.m.	CBS
Sat./Sun., Jan. 7/8	DETROIT LIONS	TBD	TBD

\*—Start time and broadcast may shift due to NFL flexible scheduling

### NFL POSTSEASON DATES

Jan. 14-16	AFC and NFC Wild Card Playoffs
Jan. 21-22	AFC and NFC Divisional Playoffs
Jan. 29	AFC and NFC Championship Games
Feb. 12	Super Bowl LVII, State Farm Stadium, Glendale, AZ



## HEAD COACH MATT LAFLEUR

### LAFLEUR LEADS THE PACK

Head Coach **Matt LaFleur** (la-flew-er) has led the Packers to three straight NFC North titles, is the only coach in franchise history to post 10-plus wins in each of his first three seasons with the team and is the only coach in NFL history to win at least 12 games (13) in each of his first three seasons as an NFL head coach (Elias Sports Bureau).

- ▶ Per the Elias Sports Bureau, LaFleur has the highest winning percentage by a head coach in NFL history (min. 50 games):

Head Coach	Highest Career Reg.-Season Winning Pct. (Min. 50 Games)
1. Matt LaFleur	42-11 (.792)
2. Guy Chamberlin	58-16-7 (.784)
3. John Madden	103-32-7 (.759)
4. Vince Lombardi	96-34-6 (.738)
5. Ray Flaherty	54-21-3 (.720)

\*from 1921-71, tie games were not included in winning percentage

- ▶ Dating back to 2019, the Packers have the best regular-season record in the NFL:

Team	Regular-Season Record (Since 2019)
1. Green Bay	42-11 (.792)
2. Kansas City	41-12 (.774)
3. Buffalo	37-16 (.698)
4t. Baltimore	35-18 (.660)
4t. New Orleans	35-18 (.660)

- ▶ The Packers are 20-6 in one-score games under LaFleur, a .769 winning percentage that ranks No. 1 in the NFL since 2019.
- ▶ LaFleur (39-10, .796, 2019-21) passed George Seifert (38-10, .791, 1989-91) for the most wins by an NFL head coach in his first three seasons in the league (per the Elias Sports Bureau).
- ▶ LaFleur's 39 wins from 2019-21 tied for the second most by a coach over any three-season span in league history behind only Mike Ditka's 40 wins with Chicago from 1985-87 (Elias).
- ▶ LaFleur is the only head coach in NFL history to post 13-plus wins in three straight seasons (Elias).
- ▶ LaFleur has guided the Packers to a 24-2 record (.923) in the regular season at Lambeau Field, the top home mark in the NFL since 2019 (No. 2 is Kansas City, 19-7, .731).
- ▶ LaFleur (23-2) tied Guy Chamberlin (23-1-1) for the most wins in NFL history by a head coach in his first 25 regular-season home games (Elias).
- ▶ 2019-21 was the first time Green Bay won seven-plus games in three straight seasons at Lambeau Field since doing it in three straight years from 2010-12.
- ▶ LaFleur tied Seifert for the third fastest to 40 wins by a head coach in NFL history (51 games) behind only Paul Brown (47) and Chuck Knox (50).
- ▶ LaFleur (33) tied for the second-most wins by a head coach in his first 40 regular-season games (Chamberlin, 34; Brown, 33).
- ▶ LaFleur reached 30 wins in his first 37 games as a head coach, tied for the third fastest in NFL history (Brown, 37) to reach the 30-win mark (Elias), trailing Seifert (36) and Chamberlin (35).
- ▶ LaFleur led Green Bay to a 20-5 record in his first 25 regular-season games, which tied for No. 4 in NFL history for the most wins by a head coach in his first 25 regular-season games (Elias).
- ▶ According to Elias, LaFleur was the sixth head coach since 1970 to lead his team to the conference champi-

onship game in both of his first two seasons as a head coach (2019-20), joining Jim Harbaugh (2011-12), Rex Ryan (2009-10), Barry Switzer (1994-95), Seifert (1989-90) and Don McCafferty (1970-71).

- ▶ LaFleur became just the second NFL head coach since the league went to a divisional format in 1967 to win 13-plus games and a division title in both of his first two seasons (2019-20), joining Seifert (1989-90).
- ▶ LaFleur (26) posted the second-most wins in NFL history by a coach in his first two seasons (2019-20) behind only Seifert (28 in 1989-90).
- ▶ LaFleur guided the Packers to 26 wins in 2019-20 after the Packers won 13 games in 2017-18. That was the biggest two-season win improvement by a head coach in franchise history from the two seasons prior to him taking over, eclipsing the previous mark held by Vince Lombardi (15 victories in 1959-60 after the Packers won four games in 1957-58).
- ▶ LaFleur led the biggest one-year win improvement in franchise history in 2019:

Seasons	Win Improvement
1. 2018 (6) to 2019 (13)	+7
2t. 1928 (6) to 1929 (12)	+6
2t. 1958 (1) to 1959 (7)	+6
2t. 1971 (4) to 1972 (10)	+6
2t. 1988 (4) to 1989 (10)	+6

- ▶ LaFleur is 16-4 (.800) against the NFC North, giving him the best record in the NFC North/Central (min. 10 games) according to Elias:

Coach	NFC North/Central Record
1. Matt LaFleur	16-4 (.800)
2. Mike Ditka	58-25 (.699)
3. Bud Grant	80-36-3 (.688)
4. Mike McCarthy	51-23-2 (.684)
5. Jim Caldwell	16-8 (.667)

- ▶ LaFleur's winning percentage of .917 (11-1) against division opponents in 2019-20 tied for the second best by a coach in his first two seasons as head coach, dating back to 1970 (Mike Tomlin, 11-1, .917 in 2007-08 / Mariucci, 15-1, .938 in 1997-98).
- ▶ Among head coaches who began their career since 1970, LaFleur was the first one to win their first seven road divisional games (Elias).
- ▶ LaFleur is the only coach in NFL history (Elias) to win his first seven games against the Bears (Dennis Green won his first six for Minnesota in 1992-94).
- ▶ Under LaFleur, Green Bay is 37-1 when forcing at least one turnover, a .974 winning percentage that ranks No. 1 in the NFL since 2019.
- ▶ Under LaFleur, the Packers are 22-1 (.957) when posting two-plus takeaways in a game and have a plus-43 turnover margin (58/15) in those contests.
- ▶ The Packers are 30-0 under LaFleur when they win the takeaway battle. In those wins, Green Bay has turned the ball over a total of nine times and created 63 turnovers for a turnover differential of plus-54. The Packers have scored 913 points in those wins (30.4 ppg) while allowing 567 points (18.9 ppg), and have scored 30-plus points in 17 of those games.
- ▶ Green Bay's 30 games with a positive turnover differential led the NFL from 2019-21 and were the second most in team history over a three-season span (31 in 2009-11).

**Two years after he co-founded the Packers with Curly Lambeau, George Calhoun began writing a piece called The Dope Sheet, which served as the official press release from 1921-24.**



## NOTES AFTER WEEK 4

- ▶ The Packers have started the season either 3-1 or 4-0 each of the last four seasons, one of only two teams in the NFL to do so each season from 2019-22 (Buffalo Bills).
- ▶ In the Super Bowl era, the only other time the Packers posted a 3-1/4-0 start in four-plus consecutive seasons was when they did so in five straight seasons from 1995-99.
- ▶ Week 4 was the Packers' 785th regular-season victory in team history, tied with the Chicago Bears for No. 1 in NFL annals.
- ▶ It was also Green Bay's 250th regular-season win at Lambeau Field.
- ▶ The Packers have won 15 consecutive home games dating back to Week 10 of the 2020 season and are the fourth franchise (New England, Baltimore, St. Louis Rams) and sixth team overall to win at least 15 consecutive home games since 2000. It is the **third-longest home winning streak** in team history (25 from 1995-98; 20 from 1929-32).
- ▶ Green Bay posted a season-high 443 yards of offense in Week 4, their most since Week 17 last season vs. Minnesota (481).
- ▶ The Packers allowed just one sack in each of the last two games.
- ▶ Green Bay rushed for 199 yards on 35 carries (5.7 avg.) in Week 4, giving the Packers 580 rushing yards on 116 carries (5.0 avg.) this season. That is the second most by Green Bay through the first four games (since 2000) behind only its 603 in 2020.
- ▶ The Week 4 win was the 15th straight home game with five or fewer penalties, the longest NFL streak since Green Bay did so in 19 straight games from 1954-57 (Elias).
- ▶ Green Bay held New England to 3-11 (27.3 pct.) in Week 4, held Tampa Bay to 2-11 (18.2 pct.) on third down in Week 3 and in Week 2, allowed one third-down conversion (1 for 7), its fewest given up in a game since Dec. 13, 2015, vs. Dallas (one).
- ▶ Green Bay has allowed its opponents to convert 33 percent or less of its third downs in four straight games, the second-longest streak by the Packers since 2000 behind only a five-game streak in 2007.
- ▶ Green Bay has registered an opponent third-down percentage of 23.8 this season, the top mark by the Packers through the first four games (31.6 pct. in 2004) dating back to 2000.
- ▶ Green Bay leads the NFL in third-down defense this season:

Team	Opponent Third-Down Percentage
1. <b>Green Bay</b>	<b>23.8</b>
2. N.Y. Giants	29.4
3. Cincinnati	30.2

- ▶ Dating back to last season, the Packers have not allowed more than four third-down conversions in each of their last six games. That is the longest streak for Green Bay since a seven-game streak (Week 9, Weeks 11-16) in 2010.
- ▶ The Packers' defense ranks in the top five in the NFL in opponent drives failing to produce a first down this season (Trumedia):

Team	Opponent Drives Failing To Produce A First Down
1. Philadelphia	47.7 (21-44)
2. San Francisco	45.5 (20-44)
3. <b>Green Bay</b>	<b>42.9 (18-42)</b>
4. Tampa Bay	40.4 (19-47)

- ▶ The Packers also rank in the top 10 in the NFL in the following categories:

Team	First Downs Allowed Per Game
1. San Francisco	14.3
2. <b>Green Bay</b>	<b>16.5</b>
3. Buffalo	17.0

Team	Passing Yards Allowed Per Game
1. Buffalo	150.8
2. San Francisco	161.3
3. <b>Green Bay</b>	<b>168.0</b>
4. Chicago	168.5

Team	Sacks Per Pass Attempt
1. San Francisco	11.63
2. Buffalo	11.40
3. Philadelphia	10.74
4. Dallas	10.56
4. <b>Green Bay</b>	<b>10.38</b>

Team	Total Yards Allowed Per Game
1t. Buffalo	234.5
1t. San Francisco	234.5
3. Philadelphia	277.3
4. Denver	284.8
5. <b>Green Bay</b>	<b>294.8</b>

Team	First Downs Allowed Per Game
1. San Francisco	16.0
2. <b>Green Bay</b>	<b>16.5</b>
3. Buffalo	17.0
4t. Cincinnati	17.8
4t. Tampa Bay	17.8

Team	Total Yards Per Game
1. Detroit	436.8
2. Philadelphia	435.5
3. Buffalo	412.5
4t. Cleveland	384.8
4t. Kansas City	384.8
6. <b>Green Bay</b>	<b>377.5</b>

Team	Average Time of Possession
1. Cleveland	35:38
2. Cincinnati	33:57
3. Philadelphia	33:41
4. Washington	32:45
5. Arizona	32:42
6. <b>Green Bay</b>	<b>32:40</b>

Team	Points Per Game Allowed
1. San Francisco	11.5
2. Buffalo	14.5
3. Dallas	15.5
4. Jacksonville	16.8
5. Denver	17.0
6. Tampa Bay	17.1
7. <b>Green Bay</b>	<b>17.3</b>

Team	Rushing Yards Per Game
1. N.Y. Giants	192.5
2. Cleveland	187.3
3. Chicago	177.3
4. Atlanta	168.0
5. Philadelphia	165.3
6. Detroit	164.0
7. <b>Green Bay</b>	<b>145.0</b>

## MORE NOTES AFTER WEEK 4

- The Packers have won 11 straight games at Lambeau Field vs. AFC teams when **Aaron Rodgers** starts at quarterback.
- Rodgers, who has 455 career regular-season TD passes and 45 career postseason TD passes, became the **fifth player all-time with at least 500 career TD passes**, including the postseason, joining Tom Brady (716), Drew Brees (608), Peyton Manning (579) and Brett Favre (552).
- LB **Rashan Gary** is the first Packer to register at least one sack in each of the first four games of the season since DE Cullen Jenkins in 2010. Gary is just the fourth Green Bay player to accomplish the feat (DEs Kabeer Gbaja-Biamila in 2001 and Sean Jones in 1994).
- Gary's current streak of four straight games with a sack is **tied for No. 3 in team history** behind only five-game streaks by LB Tim Harris (1989) and Gbaja-Biamila (2000-01).
- P **Pat O'Donnell** has 11 punts landed inside the 20-yard line this season, tied for the most in team history (since 1976) through four games (Tim Masthay, 2012) and **tied for No. 1 in the NFL** this season:

Player	Punts Landed Inside The 20-Yard Line
1t. Pat O'Donnell, GB	11
1t. Cameron Johnston, HOU	11
3t. Two players	10

- WR **Romeo Doubs** had a TD reception in back-to-back games (Weeks 3-4), becoming the first Packers rookie to do so since TE Richard Rodgers in 2014 and the first rookie WR since Greg Jennings in 2006.
- Doubs ranks **No. 3 in the NFL** in receptions among rookies this season:

Player	Receptions By A Rookie (2022)
1. Chris Olave, NO	21
2. Garrett Wilson, NYJ	20
3. <b>Romeo Doubs, GB</b>	19
4. Drake London, ATL	18
5. Breece Hall, NYJ	15

- The 19 receptions by Doubs are the most by a Green Bay rookie through the first four games of a season.
- RB **Aaron Jones** rushed for 110 yards on 16 carries (6.9 avg.) in Week 4, his 11th career 100-yard rushing game on 20 or fewer attempts. That is the most by a Packer (since 1950) as he moved past FB Jim Taylor (10 games).
- Jones has an average of 6.8 yards per carry this season, the best in team history (min. 40 att.) through the first four games of a season (since 1946). The previous high was 6.0 by Taylor (60-360) in 1961.
- Jones is the first Packer with two 100-yard rushing games in the team's first four games since RB Ahman Green in 2004.
- Jones ranks in the top five in the NFL in 15-plus-yard runs this season:

Player	15-Plus-Yard Runs (2022)
1. Saquon Barkley, NYG	8
2. Nick Chubb, CLE	7
3t. <b>Aaron Jones, GB</b>	6
3t. Lamar Jackson, BAL	6

- Jones ranks **No. 7 in the NFL** with 327 rushing yards this season on 48 carries. His 6.8 yards per carry average ranks **No. 3 in the NFL** (min. 6.25 att/team game).

- WR **Allen Lazard** posted a team-high 116 receiving yards on a team-best six catches (19.3 avg.) in Week 4, the second-best yardage output of his career (146 yards at New Orleans in 2020 in Week 3).
- WR **Christian Watson** posted the first TD of his NFL career on a 15-yard run in Week 4.

## OWNING OCTOBER

- Green Bay won its first October game this season, a 27-24 victory over the New England Patriots in overtime. The Packers were one of four NFL teams to be undefeated in October last season (5-0).
- Under Head Coach **Matt LaFleur**, the Packers are at the top or near the top in the NFL in overall record, home record and away record in October:

Team	October Record (Since 2019)
1. Green Bay	12-1 (.923)
2. New Orleans	10-2 (.833)
3. Baltimore	9-2 (.818)
4. Arizona	11-4 (.733)
5. Pittsburgh	8-3 (.727)

Team	October Record At Home (Since 2019)
1. Green Bay	6-0 (1.000)
2. Tennessee	6-2 (.750)
3t. New Orleans	5-2 (.714)
3t. Pittsburgh	5-2 (.714)

Team	October Record On The Road (Since 2019)
1. Arizona	7-2 (.778)
2t. Green Bay	6-1 (.857)
2t. Kansas City	6-1 (.857)
4. San Francisco	5-1 (.833)

- The Packers have a plus-80 point differential in October since 2019, **tied for No. 6 in the NFL**.
- Since 2019, Green Bay has turned the ball over 10 times in the month of October, tied with the Arizona Cardinals for the fewest giveaways over that span.
- Dating back to 2008, Green Bay is 40-13 in the month of October, a .755 winning percentage that ranks **No. 3 in the NFL** over that span (New England, 45-14, .763 / New Orleans, 41-13, .759).
- Dating back to 2019, QB **Aaron Rodgers** ranks in the top 10 in the NFL in the month of October (min. 100 pass att.) in passer rating (108.9, **No. 4**), TD passes (31, **No. 2**), 25-plus yards completions (40, **t-No. 4**), completions (294, **No. 5**), and TD/INT percentage (6.20, **No. 2**).
- Among quarterbacks with 600-plus pass attempts, Rodgers has the **top passer rating in October in NFL history**:

Player	Passer Rating In October (Min. 600 Pass Att.)
1. <b>Aaron Rodgers, GB</b>	108.0
2. Russell Wilson, SEA/DEN	103.0
3. Dak Prescott, DAL	102.0
4. Tom Brady, NE/TB	101.7
5. Peyton Manning, IND/DEN	100.0

- RB **Aaron Jones** has posted 11 total TDs in the month of October since 2019 (six rushing, five receiving), **tied for No. 4 in the NFL** over that span.





## THE DOPE ON THIS WEEK'S

### OPPONENT:

Packers vs Giants:

Regular season, all-time: 29-23-2

All-time, postseason: 5-3

Streaks: Green Bay has won the last three matchups (including playoffs).

Last meeting, regular season:

Dec. 1, 2019, MetLife Stadium, Packers won, 31-13



### COACHES CAPSULES

**Matt LaFleur:** 44-14-0, .759; (2-3 postseason); 4th NFL season

**Brian Daboll:** 3-1-0, .750; (0-0 postseason); 1st NFL season

**Head to Head:** LaFleur 0-0 vs. Daboll

**vs. Opponent:** LaFleur 1-0 vs. Giants; Daboll 0-0 vs. Packers

**MATT LAFLEUR**...In his fourth season as the Packers' 15th head coach.

► In his 14th season in the NFL, having previously served as an offensive coordinator for two seasons (L.A. Rams, 2017; Tennessee, 2018), a quarterbacks coach for six seasons (Washington, 2010-13; Atlanta, 2015-16), and an offensive assistant for two seasons (Houston, 2008-09).

► In his first three seasons leading the Packers, he has authored one of the greatest starts to a head-coaching career in NFL history. With a 13-4 record in 2021, he led the Packers to a third straight NFC North crown while also earning the No. 1 seed in the NFC for the second consecutive season.

► Became the first coach in NFL history to post 13-plus wins in three straight seasons and his 39 wins from 2019-21 passed George Seifert (38) for the most wins by an NFL head coach in his first three seasons in the league (Elias Sports Bureau). His 39 wins are also tied for the second most by a coach over any three-season span in league history, trailing only Mike Ditka's 40 wins with the Chicago Bears 1985-87 (Elias).

► Has guided the Packers to a 22-2 record (.917) in the regular season at Lambeau Field, the top home mark in the NFL from 2019-21 and the best home winning percentage by a Packers head coach in his first three seasons. His 22 wins at home were also the most in NFL history by a coach in his first three seasons.

► In his first season leading the Packers in 2019, became the first coach in club history to lead the team to the playoffs in his debut season. Also led the largest one-year win improvement in team history (plus-seven wins).

**BRIAN DABOLL**...In his first season the Giants' 20th head coach.

► Joined the Giants after serving the past four seasons (2018-21) as the Buffalo Bills' offensive coordinator.

► Has 20 years of NFL coaching experience, including 11 seasons with the New England Patriots (2000-06, 2013-16) in a variety of roles as he helped the Patriots win five Super Bowls.

► Served as the quarterbacks coach for the N.Y. Jets in 2007-08 and was an offensive coordinator for the Cleveland Browns (2009-10), Miami Dolphins (2011) and Kansas City Chiefs (2012).

► In 2020, was voted the NFL Assistant Coach of the Year by *The Associated Press* after the Bills finished 13-3 and ended the Patriots' streak of 11 consecutive division titles. QB Josh Allen finished second in the NFL Most Valuable Player voting after setting Buffalo single-season franchise records with 4,544 yards, 37 TD passes, a 69.2 completion percentage and a 107.2 passer rating.

► Helped the University of Alabama to its 17th national championship as he served as the offensive coordinator and quarterback coach in 2017.

### THE PACKERS-GIANTS SERIES

► After New York won the first matchup, 6-0, in 1928, Green Bay followed up by winning six of the next seven contests.

► Green Bay's five-game winning streak from 1961-69 included two NFL title games and is the longest streak of the series.

► New York and Green Bay have met in the NFL Championship five times (1938, '39, '44, '61 and '62) with Green Bay winning each except 1938.

► The Packers and Giants have met three times in the postseason during the Super Bowl era. The teams met in the 2007 NFC Championship, the NFC Divisional round in the 2011 postseason and the NFC Wild Card round in the 2016 playoffs.

### NOTABLE CONNECTIONS

Packers LB Rashaan Gary attended Paramus Catholic (N.J.) High School and was born in Plainfield, N.J. Packers TE Josh Nijman was born in Orange, N.J., and attended Columbia High School in Maplewood, N.J. Packers TE Tyler Davis was born in Bellmore, N.Y., and attended high school there at Mepham High. Packers CB Rasul Douglas attended East Orange (N.J.) High School. Packers LB Isaiah McDuffie was born in Buffalo, N.Y., and attended Bennett High School in Buffalo. Packers special teams coordinator Rich Bisaccia was born in Yonkers, N.Y. Packers outside linebackers coach Jason Brovovich is from Clarence, N.Y. Brovovich played two seasons at Alfred State College before playing on the defensive line at SUNY Cortland, where he would go onto coach the defensive line and serve as the strength coach from 2001-03 and defensive coordinator from 2008-10. Packers running backs coach Ben Sirmans is from East Orange, N.J. Packers senior analyst John Donovan is from River Edge, N.J. Packers defensive quality control coach Justin Hood got his first opportunity in the NFL as a Bill Walsh intern for the Giants in August 2013. Packers assistant quarterbacks coach Connor Lewis worked in the football and analytics department for the Giants in 2014. Packers director of player engagement Grey Ruegamer played four seasons with the Giants and was on their Super Bowl XLII championship team. Giants LB Jaylon Smith appeared in two games for Green Bay in 2021. Giants G Ben Bredeson was born in Hartland, Wis., and attended high school there at Arrowhead. Packers head coach Matt LaFleur coached on the Atlanta Falcons' staff with Giants assistant defensive line coach Bryan Cox and defensive backs coach Jerome Henderson. Henderson also coached on the Dallas Cowboys' staff with Bisaccia. Packers quarterbacks coach Tom Clements and Giants defensive coordinator Don Martindale coached on the staff together at Notre Dame in 1994-95. Packers strength and conditioning assistant Thadeus Jackson was an athletic training intern in 2003 for New England when Giants head coach Brian Daboll was a wide receivers coach for the Patriots. Packers coaching assistant Quinshon Odom assisted with the Bills' running backs in training camp in 2021 as a Bill Walsh intern when Daboll was Buffalo's offensive coordinator. Giants wide receivers coach Mike Groh coached the same position for Chicago in 2015 while Packers S Adrian Amos and P Pat O'Donnell played for the Bears. Giants offensive line coach Bobby Johnson was the position coach for Packers TE Marcedes Lewis with the Jaguars in 2012. Giants assistant offensive line coach Tony Soprano Jr. was an assistant offensive line coach with Jacksonville in 2017 while Lewis played for the Jaguars. Giants running backs coach DeAndre Smith coached the same position at Utah State in 2018 when Packers LB Tipa Galeai and QB Jordan Love played for the Aggies. Packers DL Jarran Reed and Giants G Mark Glowinski were teammates in Seattle from 2016-17. Packers LB Preston Smith and Giants CB Fabian Moreau played together in Washington from 2017-18. Former college teammates include: Packers S Rudy Ford and Giants WR Darius Slayton (Auburn); Packers WR Amari Rodgers and Giants DL Dexter Lawrence (Clemson); Packers DL T.J. Slaton and Giants WR Kadarious Toney (Florida); Packers CB Eric Stokes, LB Quay Walker, DL Devonte Wyatt and Giants LB Tae Crowder, LB Azeez Ojulari and T Andrew Thomas (Georgia).

### LAST MEETING, REGULAR SEASON

Dec. 1, 2019, MetLife Stadium, Packers won, 31-13

► Packers QB Aaron Rodgers completed 21 of 33 passes for 243 yards and four touchdowns for a 125.4 passer rating. It marked his second career game with four TD passes and zero INTs against the Giants (also on Dec. 26, 2010), tied for the most in NFL history by a quarterback vs. the Giants.

► WR Allen Lazard posted the first 100-yard receiving game of his career, hauling in three receptions for 103 yards (34.3 avg.), including a 37-yard TD grab late in the first quarter.

► WR Davante Adams registered two TD catches (8, 17 yards) and TE Marcedes Lewis scored on a 1-yard TD grab in the fourth quarter.

► The Packers matched their season high with three interceptions on the afternoon with S Darnell Savage and CBs Tramon Williams and Kevin King all picking off QB Daniel Jones.



## A LOOK AT THE SCHEDULE

The Green Bay Packers' 2022 NFL schedule will feature 17 regular-season games and three preseason games. It is highlighted by five prime-time contests (subject to flexible scheduling) on the original schedule for the ninth straight year (2014-22), seven games against 2021 playoff teams and five contests versus division winners from last year.

▶ With the three-game preseason schedule implemented last season, the Packers will alternate between hosting one and two preseason games each year. This year, the Packers hosted only one preseason game and it was designated as the Packers Give Back Game, with a benefiting charity to be highlighted through the game and surrounding activities.

▶ The Packers opened the season at the Minnesota Vikings, marking the fourth straight year and the eighth time in the last 10 seasons that Green Bay has started the season on the road. It was also just the second time ever that Green Bay played at Minnesota in Week 1 (2020).

▶ Week 2 bought a division opponent at home for the fifth consecutive season when the Packers and Chicago Bears faced off. The game was played on Sunday night, marking the second straight year the home opener was in prime time and the 17th consecutive regular season that the Packers and Bears squared off in a prime-time game.

▶ It was the third time in the last four seasons that Green Bay has opened up with two division opponents (2019-20).

▶ The Packers went back on the road in Week 3 as they traveled to face the Tampa Bay Buccaneers, marking the third straight year that Green Bay opened the season with two of the first three games on the road.

▶ Week 4 brought the Packers back to Lambeau Field for a matchup with the New England Patriots. Green Bay won the game, giving them their second straight victory over the Patriots at Lambeau Field (2014).

▶ For the first time in franchise history, Green Bay will travel to London, where it will face off against the New York Giants in Week 5.

▶ The Packers return to the states to host the New York Jets in Week 6, marking the first time since 2010 that Green Bay plays both New York teams in the same season.

▶ The Packers finish October and start November with three straight road games, marking just the third time this century (2012 and 2016) that Green Bay plays three straight contests on the road. The Packers travel to play the Washington Commanders in Week 7, the Buffalo Bills in Week 8 and the Detroit Lions in Week 9. The Week 8 matchup is the first prime-time game between the Packers and Bills.

▶ Green Bay will return to Lambeau for back-to-back home games in Weeks 10-11, first hosting the Dallas Cowboys and then playing on Thursday night against the Tennessee Titans. It is the first time Green Bay will play an AFC opponent in a Thursday night contest.

▶ Weeks 12 and 13 will be on the road to end a run of a five road trips in seven games.

▶ The Packers first go east to play the Philadelphia Eagles in the first Sunday night matchup between the two teams and then travel to Chicago to take on the Bears.

▶ For the first time since 2014, Green Bay enters its bye (Week 14) after a road game. It is the latest bye ever for Green Bay, and it is just the fifth time since 1990 that the Packers have had a bye in Week 10 or later (Week 13 in 2021, Week 11 in 2019, Week 10 in 2012 and 2010).

▶ Green Bay will end the regular season with three of its last four at home for the first time since 2011.

▶ In Week 15, the Packers host the Los Angeles Rams on *Monday Night Football*, marking the latest MNF contest ever at Lambeau Field.

▶ For the second straight year and for the fourth time in franchise history, the Packers will play on Christmas. It will be the first time Green Bay will play on the road on the holiday, as it travels to Florida to face the Miami Dolphins.

▶ The Packers will finish the regular season the same way they started it, against two division opponents. Green Bay will end the regular season with back-to-back NFC North games for the fifth time in the last seven seasons. It is the first time ever that Green Bay will play two regular-season home games in January.

▶ In Week 17, the Minnesota Vikings come to town and the regular season will end on either Saturday or Sunday with a visit from the Detroit Lions in Week 18.

### ▶ A closer look at the 2022 opponents:

Home Games	Last Overall		Last Lambeau Field
	'21 Record	Meeting/Result	Meeting/Result
Bears	6-11	12/12/21, W, 45-30	12/12/21, W, 45-30
Patriots	10-7	11/4/18, L, 31-17	11/30/14, W, 26-21
New York Jets	4-13	12/23/18, W, 44-38OT	9/14/14, W, 31-24
Cowboys	12-5	10/6/19, W, 34-24	10/16/16, L, 30-16
Titans	12-5	12/27/20, W, 40-14	12/27/20, W, 40-14
Los Angeles Rams	12-5	11/28/21, W, 36-28	11/28/21, W, 36-28
Vikings	8-9	1/2/22, W, 37-10	1/2/22, W, 37-10
Lions	3-13-1	1/9/22, L, 37-30	9/20/21, W, 35-17
Totals	67-68-1	(.496)	

Road Games	Last Overall		Last Meeting
	'21 Record	Meeting/Result	at Site/Result
Vikings	8-9	1/2/22, W, 37-10	11/21/21, L, 34-31
Buccaneers	13-4	1/24/21, L, 31-26	10/18/20, L, 38-10
New York Giants	4-13	12/1/19, W, 31-13	12/1/19, W, 31-13
Commanders	7-10	10/24/21, W, 24-10	9/23/18, L, 31-17
Bills	11-6	9/30/18, W, 22-0	12/14/14, L, 21-13
Lions	3-13-1	1/9/22, L, 37-30	1/9/22, L, 37-30
Eagles	9-8	12/6/20, W, 30-16	11/28/16, W, 27-13
Bears	6-11	12/12/21, W, 45-30	10/17/21, W 24-14
Dolphins	9-8	11/11/18, W, 31-12	10/12/14, W, 27-14
Totals	70-82-1	(.461)	
Overall	137-150-2	(.478)	

+ — NFC Wild Card Playoff

^ — NFC Divisional Playoff

\* — NFC Championship

## CONSECUTIVE-SELLOUT STREAK

Due to health-and-safety concerns, the Packers made the decision to first not have fans at home games and then to sell a limited number tickets to a few home games in 2020 due to the pandemic, which put a pause to the franchise's sellout streak. The Packers were happy to welcome back full crowds for the 2021 season and after Week 4 against the New England Patriots in 2022, the sellout streak moved to 359 regular-season games (not including replacement games).

► The league's longest-tenured stadium, Lambeau Field is hosting its 66th season of football in 2022. For the victory over Seattle in the Divisional round of the 2019 playoffs, 78,998 Packers fans filled Lambeau Field for the second-highest paid attendance in stadium history (79,704 in the Divisional round of the 2014 playoffs versus Dallas).

► Across American professional sports, only Boston's Fenway Park (1912) and Chicago's Wrigley Field (1914) have longer tenures.

## PRONUNCIATION GUIDE

### PLAYERS

Ramiz Ahmed	ruh-MEEZ ah-med
Jaire Alexander	.ji-air
Adrian Amos	.AY-miss
David Bakhtiari	bock-tee-R-ee
De'Vondre Campbell	duh-VONN-dray
Josiah Deguara	.duh-gwa-rah
Romeo Doubs	.DOBBBS
Rasul Douglas	rah-sool
Kingsley Enagbare	.ee-nag-BAR-ee
Travis Fulgham	full-gum
Tipa Galeai	tee-puh nah-lee-eye
La'Darius Hamilton	.luh-DAIR-ee-us
Shemar Jean-Charles	john charles
Elgton Jenkins	.EL-ton
Dallin Leavitt	DAL-in LEV-it
Allen Lazard	.luh-ZARD
Yosh Nijman	rhymes with Josh NY-man
Keisean Nixon	KEY-shawn
Jarran Reed	.JAIR-in
Kiondre Thomas	.kee-ON-dray
Robert Tonyan	.TUN-yin
Samori Toure	suh-MORE-ee too-ray
Juwann Winfree	juh-wann

### COACHES/FRONT OFFICE

Rich Bisaccia	bis-SOTCH-ee-uh
Tom Clements	KLEMM-ints
Wendel Davis	.WEN-del
Ryan Downard	DOWN-erd
Brian Gutekunst	.GOO-tuh-kunst
Matt LaFleur	la-flew-er
Mark Lovat	.luh-VOTT
Ryan Mahaffey	muh-HAFF-ee
Kirk Olivadotti	ah-luh-vuh-DOT-ee
Jason Rebrovich	reb-row-vitch
Adam Stenavich	.STEN-uh-vitch

## PACKERS IN WEEKLY 2022 TEAM RANKINGS

After Week	Opp.	NFL Offense			NFL Defense		
		Total	Rush	Pass	Total	Rush	Pass
1	@MIN	19	15	16	25	21	24
2	CHI	11	6	20	10	27	4
3	@TB	12	9	19	6	18	7
4	NE	6	7	16	5	22	3
GB in 2021		10	18	8	9	11	10
GB in 2020		5	8	9	9	13t	7
GB in 2019		18	15	17	18	23	14
GB in 2018		12	22	9	18	22	12
GB in 2017		26	17	25	22	17	23
GB in 2016		8	20	7	22	8	31
GB in 2015		23	12	25t	15	21	6
GB in 2014		6	11	8	15	23	10
GB in 2013		3	7	6	25	25	24
GB in 2012		13	20	9	11	17	11
GB in 2011		3	27	3	32	14	32
GB in 2010		9	24	5	5	18	5
GB in 2009		6	14	7	2	1	5
GB in 2008		8	17	8	20	26	12
GB in 2007		2	21	2	11	14	12
GB in 2006		9	23	8	12	13	17
GB in 2005		18	30	7	7	23	1
GB in 2004		3	10	3	25	14	25
GB in 2003		4	3	16	17	10	23
GB in 2002		12	12	10	12	21	3
GB in 2001		6	21	3	12	16	15
GB in 2000		15	23	8	15	8	19
GB in 1999		9	21	7	19	22	18
GB in 1998		5	25	3	4	4	10
GB in 1997		4	12	3	7	20	8
GB in 1996		5	11	5	1	4	1
GB in 1995		7	26	3	14	7	21
GB in 1994		9	19	9	6	3	15
GB in 1993		19	22	18	2	8	7
GB in 1992		15	21	9	23	16	23





## BRIAN GUTEKUNST INTERVIEWS

- ▶ One-on-one interviews with Gutekunst should be arranged through Jason Wahlers (920-569-7210).

## MATT LaFLEUR PRESS CONFERENCES

- ▶ During the regular season, LaFleur generally will be available in-person to media in the media auditorium on Monday, Wednesday, Thursday, Friday and after games.
- ▶ One-on-one interviews with LaFleur should be arranged through Jason Wahlers (920-569-7210).

## PLAYER INTERVIEWS

- ▶ During the regular season, players on the active roster will be available in-person to media in the locker room generally on Monday, Wednesday, Thursday, Friday and following games.
- ▶ All interviews with players on the practice squad or injured reserve need to be requested and approved through the communications department.
- ▶ At the conclusion of all games, players will be made available following the NFL's standard "cooling-off" period.
- ▶ Any requests to interview players other than on the aforementioned days should be directed to a member of the Packers' communications department.

## ASSISTANT COACH AVAILABILITY

- ▶ Coordinators – Adam Stenavich (offense), Joe Barry (defense) and Rich Bisaccia (special teams) – will continue to serve as primary spokesmen in their respective areas.
- ▶ During the regular season, coordinators will be available in-person to a limited number of media in the media auditorium once a week. Offensive and defensive position coaches generally will be available in-person. Specific availability will be included in our weekly advisory.
- ▶ Following games, LaFleur will be the only coach available to the media.
- ▶ Position coaches are available for questions on specific players and their position group only. Broader interview topics need to be directed to the respective coordinators.
- ▶ No assistant coach should be contacted directly by telephone (at his desk, home or on his cell phone), or by email. All interviews must be arranged through the communications department.
- ▶ Sarah Quick (920-569-7213) serves as the primary contact for assistant coaches. In her absence, feel free to contact another member of the communications staff.

## PRACTICE ACCESS, PHOTOGRAPHY AND SOCIAL-MEDIA GUIDELINES

- ▶ During the regular season, practices will be open to local media who regularly cover the team for designated periods during the beginning of each session. Also as in prior years, photo/video opportunities will be limited to the beginning portions of practice.
- ▶ The team reserves the right to limit photography/video to certain periods for competitive reasons. This restriction applies to both training-camp and regular-season practices.
- ▶ During practice periods in which B-roll and still photography are NOT permitted, the media may not utilize camera phones, either. The communications staff will alert the media of the permissible "shooting" periods before and during each practice.
- ▶ Video of practice or press conferences by an individual

or media outlet can be posted on social-media sites in compliance with the NFL online-content policy.

- ▶ No live-streaming or live broadcast of practice or press conferences or open locker room is permitted by an individual or media outlet at any time on any platform.
- ▶ NO entries about specific schemes, personnel groupings or anything that might be related in any way to game planning. If you have ANY questions about this, please ask a member of the Packers' communications staff before posting.
- ▶ NO entries regarding "football communications," including specific exchanges between coaches and players that might be overheard. Acknowledgement that the conversation occurred is acceptable, but we ask that the details of the conversation be withheld.
- ▶ NO detailed speculation as to the potential nature or severity of an injury. Once again, acknowledging that an injury occurred and providing general details (i.e., "right leg ..." or "left wrist ...") is permitted, but anything beyond that would be purely speculative and possibly inaccurate.
- ▶ Media are NOT permitted to photograph or shoot b-roll of injured players rehabbing on the practice field.
- ▶ Photographers (video and still) are asked to avoid filming, photographing, printing and/or airing any shots of any injury situation, while the injury occurs, while trainers attend to/treat the injured player, and while the player is leaving the field, either on his own or with aid. This includes minor injuries.

## ONLINE-CONTENT POLICY

- ▶ Accredited Organizations may supplement its traditional media distribution platform (e.g., newspaper, television, radio) with other new media distribution platforms that it controls (e.g., websites, official social media accounts, applications, podcasts), provided that, with respect to such new media distribution platforms: (i) any use of film or video or digital still images is limited to a reasonable amount or number (as applicable), and used only to illustrate or support news and editorial coverage of the Game or Event (as opposed to use in connection with or on commercial products (e.g., apparel, posters, commemorative programs, or other types of souvenir or other merchandise, or sponsored content) purposes; (ii) any use of film or video or digital still images is not used to create Simulated Video of game action; (iii) no video of game action is used (except that, if the Accredited Organization is a television broadcaster, Game or Event highlights may be shown as part of a single, non-archived, online "simulcast" of any regularly scheduled television news programming the Accredited Organization may broadcast, provided it adheres to the limits on such broadcasts set forth below); and (iv) use of non-game audio and video content obtained as a result of credentialed card access (e.g., press conferences, training camp, practice and/or interviews at NFL venues or events): (1) must be limited to 90 seconds maximum per day (180 seconds maximum -- 90 seconds per Member Club -- in two-Member Club markets), (2) may not be posted or streamed "live" or in real time in any form or medium and may not be archived (i.e., made available for on-demand public access for more than 24 hours after posting, etc.), (3) may appear only in an editorial context (i.e., no sponsorship, merchandising or advertising integrated with or around the content, including digital advertising, etc.), and (4) must be accompanied by links back to NFL.com and to the applicable Member Club's web site.

## INJURY INFORMATION

- All injury information will be issued by Head Coach Matt LaFleur. Please do not address injury questions to another coach or staff member.

## CELL PHONES

- The team does not tolerate cell-phone distractions at practice. Please set all phones to off or vibrate. Phone conversations are strongly discouraged, but if necessary, should be conducted well away from the field.

## POOL REPORTER

- As assigned by the Professional Football Writers of America (PFWA), the Green Bay pool reporter for the 2021 season is Rob Demovsky of ESPN.com. Pete Dougherty of the *Green Bay Press-Gazette* is the alternate.

## MISCELLANEOUS

- All items brought to practice (cameras, bags, tripods, equipment, etc.) should be stored against the wall, away from the field, for safety reasons.
- Food is not allowed during practice.
- Any equipment not stored should be held at all times; when avoiding oncoming action, it is important that anything in your possession moves as you move.
- No players or coaches may be actively engaged in conversation or interviewed while practice is in progress.

## CREDENTIALS

- All credential requests may be requested through Sarah Quick, assistant director of communications, via email: [quicks@packers.com](mailto:quicks@packers.com). Credentials will not be mailed, unless the requesting outlet provides a Federal Express or UPS number, and if scheduled in advance, should be picked up in person at the Packers' corporate offices, located in the Lambeau Field Atrium. Credentials not obtained prior to gameday will be left at Media Will Call on the south side of the stadium near the Invisalign Gate. Media Will Call opens three hours prior to kickoff.

## PHOTO CREDENTIALS

- Photo credentials will not be issued to freelance photographers unless on a specific assignment from an accredited organization. Credentials are not provided to "grips" due to space limitations.

## GAME-CREDENTIAL DEADLINES

- Following are credential application deadlines for the Packers' regular-season games. All written requests should be directed to Sarah Quick via email at [quicks@packers.com](mailto:quicks@packers.com).
- vs. New York Giants (London) – apply through [NFLcommunications.com](http://NFLcommunications.com).
- vs. New York Jets – Wednesday, Oct. 12 by 5 p.m.
- at Washington Commanders – Monday, Oct. 17 by 10 a.m.
- at Buffalo Bills – Monday, Oct. 24 by 10 a.m.
- at Detroit Lions – Monday, Oct. 31 by 10 a.m.
- vs. Dallas Cowboys – Wednesday, Nov. 9 by 5 p.m.
- vs. Tennessee Titans – Monday, Nov. 14 by 5 p.m.
- at Philadelphia Eagles – Monday, Nov. 21 by 10 a.m.
- at Chicago Bears – Monday, Nov. 28 by 10 a.m.
- vs. Los Angeles Rams – Wednesday, Dec. 14 by 5 p.m.
- at Miami Dolphins – Monday, Dec. 19 by 10 a.m.
- vs. Minnesota Vikings – Wednesday, Dec. 28 by 5 p.m.
- vs. Detroit Lions – Tuesday, Jan. 3 by 5 p.m.

# ROSTER/ALPHABETICAL

NO.	NAME	POS	HT	WT	DOB	EXP	COLLEGE	HOMETOWN	HOW ACQ
23	Alexander, Jaire	CB	5-10	196	2/9/1997	5	Louisville	Charlotte, N.C.	D1-18
31	Amos, Adrian	S	6-0	214	4/29/1993	8	Penn State	Baltimore, Md.	UFA (Chi.)-19
69	Bakhtiar, David	T	6-4	310	9/30/1991	10	Colorado	San Mateo, Calif.	D4a-13
59	Campbell, De Vondre	LB	6-3	232	7/1/1993	7	Minnesota	Fort Myers, Fla.	FA-21
24	Carpenter, Tariq	S	6-3	230	12/28/1998	R	Georgia Tech	Ludowici, Ga.	D7a-22
97	Clark, Kenny	DL	6-3	314	10/4/1995	7	UCLA	Rialto, Calif.	D1-16
18	Cobb, Randall	WR	5-10	192	8/22/1990	12	Kentucky	Alcoa, Tenn.	T-21 (Hou.)
56	Coco, Jack	LS	6-2	248	10/9/1998	R	Georgia Tech	Johns Creek, Ga.	FA-22
2	Crosby, Mason	K	6-1	207	9/3/1984	16	Colorado	Georgetown, Texas	D6c-07
84	Davis, Tyler	TE	6-4	252	4/2/1997	3	Georgia Tech	Belmont, N.Y.	FA-21 (PS-Ind.)
81	Dequara, Josiah	TE	6-2	238	2/4/1997	3	Cincinnati	Folsom, Calif.	D3-20
28	Dillon, AJ	RB	6-0	247	5/12/1998	3	Boston College	Groton, Mass.	D2-20
87	Doubs, Romeo	WR	6-2	204	4/13/2000	R	Nevada	Los Angeles, Calif.	D4a-22
29	Douglas, Rasul	CB	6-2	209	8/29/1994	6	West Virginia	East Orange, N.J.	FA-21 (PS-Ani.)
55	Enagbare, Kingsley	LB	6-4	258	1/18/2000	R	South Carolina	Atlanta, Ga.	D5-22
99	Ford, Jonathan	DL	6-5	338	9/29/1998	R	Miami (Fla.)	Fort Lauderdale, Fla.	D7b-22
20	Ford, Rudy	S	6-0	210	11/1/1994	6	Auburn	New Hope, Ala.	FA-22
40	Galeali, Tipa	LB	6-5	229	2/26/1997	2	Utah State	Eules, Texas	FA-20
53	Garvin, Jonathan	LB	6-4	257	7/28/1999	3	Miami (Fla.)	Lake Worth, Fla.	D7b-20
52	Gary, Rashan	LB	6-5	277	12/3/1997	4	Michigan	Paramus, N.J.	D1a-19
67	Hanson, Jake	C/G	6-4	296	4/29/1997	2	Oregon	Eureka, Calif.	D6b-20
22	Jean-Charles, Shemar	CB	5-10	184	6/20/1998	2	Appalachian State	Miramar, Fla.	D5b-21
74	Jenkins, Elgton	G/T	6-5	311	12/26/1995	4	Mississippi State	Clarksdale, Miss.	D2-19
33	Jones, Aaron	RB	5-9	208	12/5/1994	6	Texas-El Paso	El Paso, Texas	D5b-17
13	Lazard, Allen	WR	6-5	227	12/1/1995	4	Iowa State	Urbandale, Iowa	FA-18 (PS-Jax.)
6	Leavitt, Dallin	S	5-10	195	8/8/1984	4	Utah State	Portland, Ore.	FA-22
89	Lewis, Mercedes	TE	6-6	267	5/19/1984	17	UCLA	Long Beach, Calif.	FA-18
10	Love, Jordan	QB	6-4	219	11/2/1998	3	Utah State	Bakersfield, Calif.	D1-20
94	Lowry, Dean	DL	6-6	296	6/9/1997	7	Northwestern	Rockford, Ill.	D4b-16
58	McDuffie, Isaiah	LB	6-1	227	7/21/1999	2	Boston College	Buffalo, N.Y.	D6b-21
71	Myers, Josh	C/G	6-5	310	7/16/1998	2	Ohio State	Miamisburg, Ohio	D2-21
70	Newman, Royce	G/T	6-5	310	8/17/1997	2	Mississippi	Nashville, Ill.	FA-21
73	Nijman, Yosh	T	6-7	314	1/2/1996	3	Virginia Tech	Maplewood, N.J.	FA-22
25	Nixon, Keisean	CB	5-10	200	6/22/1997	4	South Carolina	Compton, Calif.	FA-22
16	O'Donnell, Pat	P	6-4	220	2/22/1991	9	Miami (Fla.)	The Wood, Fla.	UFA (Chi.)-22
90	Reed, Jarran	T/G	6-3	307	12/6/1992	7	Alabama	Goldsboro, N.C.	UFA (KG)-22
75	Rhyan, Sean	CB	6-5	321	9/15/2000	R	UCLA	San Juan Capistrano, Calif.	D3-22
12	Rodgers, Aaron	QB	6-2	225	12/2/1993	18	California	Chico, Calif.	D1-05
8	Rodgers, Amari	WR	5-9	212	9/23/1999	2	Clemson	Knoxville, Tenn.	D3-21
76	Runyan, Jon	G	6-4	307	8/8/1997	3	Michigan	Philadelphia, Pa.	D6a-20
26	Savage, Darnell	S	5-11	198	7/30/1997	4	Maryland	Bear, Del.	D1b-19
93	Slaton, T.J.	DL	6-4	330	10/3/1997	2	Florida	Plantation, Fla.	D5a-21
91	Stokes, Preston	LB	6-5	265	11/3/1992	8	Mississippi State	Stone Mountain, Ga.	UFA (Was.)-19
21	Stokes, Eric	CB	6-0	194	3/1/1998	2	Georgia	Covington, Ga.	D1-21
27	Taylor, Patrick	RB	6-2	217	4/29/1998	2	Memphis	Humble, Texas	FA-20
50	Tom, Zach	OL	6-4	304	3/26/1999	R	Wake Forest	Baton Rouge, La.	D4b-22
85	Tourea, Robert	TE	6-5	240	4/30/1994	5	Indiana State	McHenry, Ill.	FA-17
83	Tourea, Samori	WR	6-1	191	3/24/1998	R	Nebraska	Portland, Ore.	D7a-22
7	Walker, Quay	LB	6-4	241	5/8/2000	R	Georgia	Cordele, Ga.	D1a-22
63	Walker, Rasheed	T	6-6	324	5/12/2000	R	Penn State	Waldorf, Md.	D7c-22
9	Watson, Christian	WR	6-4	208	5/12/1999	R	North Dakota State	Tampa, Fla.	D2-22
45	Wilson, Eric	LB	6-1	230	9/26/1994	6	Cincinnati	Redford Charter TWP, Mich.	FA-22 (PS-N0)
95	Wyatt, Devonte	DL	6-3	304	3/31/1998	R	Georgia	Decatur, Ga.	D1b-22

## Injured Reserve (2)

51	Barnes, Krys	LB	6-2	229	4/2/1998	3	UCLA	Bakersfield, Calif.	FA-20
11	Watkins, Sammy	WR	6-1	211	6/14/1993	9	Clemson	Fort Myers, Fla.	UFA (Bal.)-22

## Non-Football Illness (NFI) (1)

72	Jones, Caleb	T	6-9	370	2/10/1999	R	Indiana	Indianapolis, Ind.	FA-22
----	--------------	---	-----	-----	-----------	---	---------	--------------------	-------

## Practice Squad (16)

34	Abernathy, Micah	S	6-0	195	2/10/1997	1	Tennessee	Norcross, Ga.	FA-22
45	Ahmed, Ramiz	K	5-11	182	7/27/1995	1	Nevada	Las Vegas, Nev.	FA-22
35	Ballentine, Corey	CB	5-11	196	4/13/1996	4	Washburn	Topeka, Kan.	FA-22
80	Beyer, Shaun	TE	6-5	250	11/11/1996	1	Iowa	Cedar Rapids, Iowa	FA-22
19	Etling, Danny	QB	6-3	220	7/22/1994	1	Louisiana State	Terre Haute, Ind.	FA-21
41	Franklin, Benjie	CB	6-0	172	10/22/1996	R	Tarleton State	Houston, Texas	FA-22
86	Fulgham, Travis	WR	6-2	211	9/13/1995	3	Old Dominion	Ashburn, Va.	W-22 (Den.)
39	Goodson, Tyler	RB	5-9	197	11/10/2000	R	Iowa	Suwanee, Ga.	FA-22
54	Hamilton, La'Darius	LB	6-2	261	1/18/1998	2	North Texas	Corrigan, Texas	FA-21 (PS-TB)
96	Hefflin, Jack	DL	6-3	304	3/8/1998	2	Iowa	Prophetstown, Ill.	FA-21
49	Jones, Kobe	LB	6-3	255	5/10/1998	1	Mississippi State	Starkville, Miss.	FA-22
98	Stayton, Chris	DL	6-4	307	8/6/1996	1	Syracuse	Crete, Ill.	W-21 (SF)
48	Thomas, DQ	LB	6-2	216	12/4/1998	R	Middle Tennessee	Oxford, Miss.	FA-22
43	Thomas, Kiondre	CB	6-0	185	2/7/1998	1	Kansas State	Fort Smith, Ark.	FA-22
57	Wilborn, Ray	LB	6-3	230	4/1/1997	1	Ball State	Lansing, Mich.	FA-21
88	Winfree, Juwan	WR	6-1	210	9/4/1996	3	Colorado	Conglewood, N.J.	FA-20

## Reserve/PUP (1)

32	Hill, Kylin	RB	5-10	214	8/18/1998	2	Mississippi State	Columbus, Miss.	D7-21
----	-------------	----	------	-----	-----------	---	-------------------	-----------------	-------

# ROSTER/NUMERICAL

NO.	NAME	POS	HT	WT	DOB	EXP	COLLEGE	HOMETOWN	HOW ACQ
2	Mason Crosby	K	6-1	207	9/3/1984	16	Colorado	Georgetown, Texas	D6c-07
6	Dallin Leavitt	S	5-10	195	8/8/1994	4	Utah State	Portland, Ore.	FA-22
7	Quay Walker	LB	6-4	241	5/8/2000	R	Georgia	Cordele, Ga.	D1a-22
8	Amari Rodgers	WR	5-9	212	9/23/1999	2	Clemson	Knoxville, Tenn.	D3-21
9	Christian Watson	WR	6-4	208	5/12/1999	R	North Dakota State	Tampa, Fla.	D2-22
10	Jordan Love	QB	6-4	219	11/2/1998	3	Utah State	Bakersfield, Calif.	D1-20
12	Aaron Rodgers	QB	6-2	225	12/2/1983	18	California	Chico, Calif.	D1-05
13	Allen Lazard	WR	6-5	227	12/11/1995	4	Iowa State	Urbandale, Iowa	FA-18 (PS-Jax.)
16	Pat O'Donnell	P	6-4	220	2/22/1991	9	Miami (Fla.)	Lake Worth, Fla.	UFA (Chi.)-19
18	Randall Cobb	WR	5-10	192	8/22/1990	12	Kentucky	Alcoa, Tenn.	T-21 (Hou.)
20	Rudy Ford	S	6-0	210	11/1/1994	6	Auburn	New Hope, Ala.	FA-22
21	Eric Stokes	CB	6-0	194	3/1/1999	2	Georgia	Covington, Ga.	D1-21
22	Shemar Jean-Charles	CB	5-10	184	6/20/1998	2	Appalachian State	Miramar, Fla.	D5b-21
23	Jaire Alexander	CB	5-10	196	2/9/1997	5	Louisville	Charlotte, N.C.	D1-18
24	Tariq Carpenter	S	6-3	230	12/28/1998	R	Georgia Tech	Ludowici, Ga.	D7a-22
25	Keisean Nixon	CB	5-10	200	6/22/1997	4	South Carolina	Compton, Calif.	FA-22
26	Darnell Savage	S	5-11	198	7/30/1997	4	Maryland	Bear, Del.	D1b-19
27	Patrick Taylor	RB	6-2	217	4/29/1998	2	Memphis	Humble, Texas	FA-20
28	AJ Dillon	RB	6-0	247	5/29/1996	3	Boston College	Groton, Mass.	D2-20
29	Rasul Douglas	CB	6-2	209	8/29/1994	6	West Virginia	East Orange, N.J.	FA-21 (PS-Ari.)
31	Adrian Amos	S	6-0	214	4/23/1993	8	Penn State	Baltimore, Md.	UFA (Chi.)-19
33	Aaron Jones	RB	5-9	208	12/2/1993	6	Texas-El Paso	El Paso, Texas	D5b-17
40	Tipa Galeai	LB	6-5	229	2/26/1997	2	Utah State	Eufess, Texas	FA-20
45	Eric Wilson	LB	6-1	230	9/26/1999	6	Cincinnati	Redford Charter TWP, Mich.	FA-22 (PS-Ari.)
50	Zach Tom	OL	6-4	304	3/26/1999	R	Wake Forest	Baton Rouge, La.	D4b-22
52	Rashan Gary	LB	6-5	277	12/3/1997	4	Michigan	Paramus, N.J.	D1a-19
53	Jonathan Garvin	LB	6-4	257	7/28/1999	3	Miami (Fla.)	Lake Worth, Fla.	D7b-20
55	Kingsley Enagbare	LB	6-4	258	1/18/2000	R	South Carolina	Atlanta, Ga.	D5-22
56	Jack Coco	LS	6-2	248	10/9/1998	R	Georgia Tech	Johns Creek, Ga.	FA-22
58	Isiah McDuffie	LB	6-1	227	7/1/1999	2	Boston College	Buffalo, N.Y.	D6b-21
59	DeVondre Campbell	LB	6-3	232	7/1/1993	7	Minnesota	Fort Myers, Fla.	FA-21
63	Rashed Walker	T	6-6	324	4/29/1997	R	Penn State	Waldorf, Md.	D7c-22
67	Jake Hanson	C/G	6-4	296	6/24/1997	2	Oregon	Eureka, Calif.	D6b-20
69	David Bakhtiari	T	6-4	310	9/30/1991	10	Colorado	San Mateo, Calif.	D4a-13
70	Royce Newman	G/T	6-5	310	8/17/1997	2	Mississippi	Nashville, Ill.	D4a-21
71	Josh Myers	C/G	6-5	310	7/16/1998	2	Ohio State	Miamisburg, Ohio	D2-21
73	Yosh Nijman	T	6-7	314	1/2/1996	3	Virginia Tech	Maplewood, N.J.	FA-19
74	Elgton Jenkins	G/T	6-5	311	12/26/1995	4	Mississippi State	Clarksdale, Miss.	D2-19
75	Sean Rhyan	T/G	6-5	321	9/15/2000	R	UCLA	San Juan Capistrano, Calif.	D3-22
76	Jon Runyan	G	6-4	307	8/8/1997	3	Michigan	Philadelphia, Pa.	D6a-20
81	Josiah Deguara	TE	6-2	238	2/14/1997	3	Cincinnati	Folsom, Calif.	D3-20
83	Samori Toure	WR	6-1	191	3/24/1998	R	Nebraska	Portland, Ore.	D7-22
84	Tyler Davis	TE	6-4	252	4/2/1997	3	Georgia Tech	Bellmore, N.Y.	FA-21 (PS-Ind.)
85	Robert Tonyan	TE	6-5	240	4/30/1994	5	Indiana State	Mchenry, Ill.	FA-17
87	Romeo Doubs	WR	6-2	204	4/13/2000	R	Nevada	Los Angeles, Calif.	D4a-22
89	Marcedes Lewis	TE	6-6	267	5/19/1984	17	UCLA	Long Beach, Calif.	FA-18
90	Jarran Reed	DL	6-3	307	12/16/1992	7	Alabama	Goldsboro, N.C.	UFA (KC)-22
91	Preston Smith	LB	6-5	265	11/17/1992	8	Mississippi State	Stone Mountain, Ga.	UFA (Was.)-19
93	T.J. Slaton	DL	6-4	330	10/3/1997	2	Florida	Plantation, Fla.	D5a-21
94	Dean Lowry	DL	6-6	296	6/9/1994	7	Northwestern	Rockford, Ill.	D4b-16
95	Devonte Wyatt	DL	6-3	304	3/31/1998	R	Georgia	Decatur, Ga.	D1b-22
97	Kenny Clark	DL	6-3	314	10/4/1995	7	UCLA	Rialto, Calif.	D1-16
99	Jonathan Ford	DL	6-5	338	9/29/1998	R	Miami (Fla.)	Fort Lauderdale, Fla.	D7b-22
Injured Reserve (2)									
11	Sammy Watkins	WR	6-1	211	6/14/1993	9	Clemson	Fort Myers, Fla.	UFA (Bal.)-22
51	Krys Barnes	LB	6-2	229	4/2/1998	3	UCLA	Bakersfield, Calif.	FA-20
Non-Football Illness (NFI) (1)									
72	Caleb Jones	T	6-9	370	2/10/1999	R	Indiana	Indianapolis, Ind.	FA-22
Practice Squad (16)									
19	Danny Eting	QB	6-3	220	7/22/1994	1	Louisiana State	Terre Haute, Ind.	FA-21
34	Micah Abernathy	S	6-0	195	2/10/1997	1	Tennessee	Norcross, Ga.	FA-22
35	Corey Ballentine	CB	5-11	196	4/13/1996	4	Washburn	Topeka, Kan.	FA-22
39	Tyler Goodson	RB	5-9	197	11/10/2000	R	Iowa	Suwanee, Ga.	FA-22
41	Benjie Franklin	CB	6-0	172	10/22/1996	R	Tarleton State	Houston, Texas	FA-22
43	Kiondre Thomas	CB	6-0	185	2/7/1998	1	Kansas State	Fort Smith, Ark.	FA-22
45	Ramiz Ahmed	K	5-11	182	7/27/1995	1	Nevada	Las Vegas, Nv.	FA-22
48	DQ Thomas	LB	6-2	216	12/4/1998	R	Middle Tennessee	Oxford, Miss.	FA-22
49	Kobe Jones	LB	6-3	255	5/10/1998	1	Mississippi State	Starkville, Miss.	FA-22
54	La'Darius Hamilton	LB	6-2	261	1/18/1998	2	North Texas	Corrigan, Texas	FA-21 (PS-TB)
57	Ray Wilborn	LB	6-3	230	4/1/1997	1	Ball State	Lansing, Mich.	FA-21
80	Shaun Beyer	TE	6-5	250	11/1/1996	1	Iowa	Cedar Rapids, Iowa	FA-22
86	Travis Fulgham	WR	6-2	211	9/13/1995	3	Old Dominion	Ashburn, Va.	W-22 (Den.)
88	Juwann Winfree	WR	6-1	210	9/4/1996	3	Colorado	Englewood, N.J.	FA-20
96	Jack Hefflin	DL	6-3	304	3/8/1998	2	Iowa	Prophetstown, Ill.	FA-21
98	Chris Slayton	DL	6-4	307	8/6/1996	1	Syracuse	Crete, Ill.	W-21 (SF)
Reserve/PUP (1)									
32	Kylin Hill	RB	5-10	214	8/18/1998	2	Mississippi State	Columbus, Miss.	D7-21

# ROSTER/POSITIONAL

NO.	NAME	POS.	HT.	WT.	AGE	EXP.	COLLEGE	HOMETOWN	HOW ACQ.
<b>QUARTERBACKS (2)</b>									
10	Jordan Love	QB	6-4	219	23	3	Utah State	Bakersfield, Calif.	D1-20
12	Aaron Rodgers	QB	6-2	225	38	18	California	Chico, Calif.	D1-05
<b>RUNNING BACKS (3)</b>									
27	Patrick Taylor	RB	6-2	217	24	2	Memphis	Humble, Texas	FA-20
28	AJ Dillon	RB	6-0	247	24	3	Boston College	Groton, Mass.	D2-20
33	Aaron Jones	RB	5-9	208	27	6	Texas-El Paso	El Paso, Texas	D5b-17
<b>WIDE RECEIVERS (6)</b>									
8	Amari Rodgers	WR	5-9	212	23	2	Clemson	Knoxville, Tenn.	D3-21
9	Christian Watson	WR	6-4	208	23	R	North Dakota State	Tampa, Fla.	D2-22
13	Allen Lazard	WR	6-5	227	26	4	Iowa State	Urbandale, Iowa	FA-18 (PS-Jax.)
18	Randall Cobb	WR	5-10	192	32	12	Kentucky	Alcoa, Tenn.	T-21 (Hou.)
83	Samori Toure	WR	6-1	191	24	R	Nebraska	Portland, Ore.	D7d-22
87	Romeo Doubs	WR	6-2	204	22	R	Nevada	Los Angeles, Calif.	D4a-22
<b>TIGHT ENDS (4)</b>									
81	Josiah Deguara	TE	6-2	238	25	3	Cincinnati	Folsom, Calif.	D3-20
84	Tyler Davis	TE	6-4	252	25	3	Georgia Tech	Bellmore, N.Y.	FA-21 (PS-Ind.)
85	Robert Tonyan	TE	6-5	240	28	5	Indiana State	McHenry, Ill.	FA-17
89	Marcedes Lewis	TE	6-6	267	38	17	UCLA	Long Beach, Calif.	FA-18
<b>OFFENSIVE LINE (10)</b>									
50	Zach Tom	OL	6-4	304	23	R	Wake Forest	Baton Rouge, La.	D4b-22
63	Rasheed Walker	T	6-6	324	22	R	Penn State	Waldorf, Md.	D7c-22
67	Jake Hanson	C/G	6-4	296	25	2	Oregon	Eureka, Calif.	D6b-20
69	David Bakhtiari	T	6-4	310	31	10	Colorado	San Mateo, Calif.	D4a-13
70	Royce Newman	G/T	6-5	310	25	2	Mississippi	Nashville, Ill.	D4-21
71	Josh Myers	C/G	6-5	310	24	2	Ohio State	Miamisburg, Ohio	D2-21
73	Yosh Nijman	T	6-7	314	26	3	Virginia Tech	Maplewood, N.J.	FA-19
74	Elgton Jenkins	G/T	6-5	311	26	4	Mississippi State	Clarksdale, Miss.	D2-19
75	Sean Rhyan	T/G	6-5	321	22	R	UCLA	San Juan Capistrano, Calif.	D3-22
76	Jon Runyan	G	6-4	307	25	3	Michigan	Philadelphia, Pa.	D6a-20
<b>LINEBACKERS (9)</b>									
7	Quay Walker	LB	6-4	241	22	R	Georgia	Cordele, Ga.	D1a-22
40	Tipa Galeai	LB	6-5	229	25	2	Utah State	Eules, Texas	FA-20
45	Eric Wilson	LB	6-1	230	28	6	Cincinnati	Redford Charter TWP, Mich.	FA-22 (PS-NO)
52	Rashan Gary	LB	6-5	277	24	4	Michigan	Paramus, N.J.	D1a-19
53	Jonathan Garvin	LB	6-4	257	23	3	Miami (Fla.)	Lake Worth, Fla.	D7b-20
55	Kingsley Enagbare	LB	6-4	258	22	R	South Carolina	Atlanta, Ga.	D5-22
58	Isaiah McDuffie	LB	6-1	227	23	2	Boston College	Buffalo, N.Y.	D6b-21
59	De'Vondre Campbell	LB	6-3	232	29	7	Minnesota	Fort Myers, Fla.	FA-21
91	Preston Smith	LB	6-5	265	29	8	Mississippi State	Stone Mountain, Ga.	UFA (Was.)-19
<b>DEFENSIVE BACKS (10)</b>									
6	Dallin Leavitt	S	5-10	195	28	4	Utah State	Portland, Ore.	FA-22
20	Rudy Ford	S	6-0	210	27	6	Auburn	New Hope, Ala.	FA-22
21	Eric Stokes	CB	6-0	194	23	2	Georgia	Covington, Ga.	D1-21
22	Shemar Jean-Charles	CB	5-10	184	24	2	Appalachian State	Miramar, Fla.	D5b-21
23	Jaire Alexander	CB	5-10	196	25	5	Louisville	Charlotte, N.C.	D1-18
24	Tariq Carpenter	S	6-3	230	23	R	Georgia Tech	Ludowici, Ga.	D7a-22
25	Keisean Nixon	CB	5-10	200	25	4	South Carolina	Compton, Calif.	FA-22
26	Darnell Savage	S	5-11	198	25	4	Maryland	Bear, Del.	D1b-19
29	Rasul Douglas	CB	6-2	209	28	6	West Virginia	East Orange, N.J.	FA-21 (PS-Ari.)
31	Adrian Amos	S	6-0	214	29	8	Penn State	Baltimore, Md.	UFA (Chi.)-19
<b>DEFENSIVE LINE (6)</b>									
90	Jarran Reed	DL	6-3	307	29	7	Alabama	Goldsboro, N.C.	UFA (KC)-22
93	T.J. Slaton	DL	6-4	330	25	2	Florida	Plantation, Fla.	D5a-21
94	Dean Lowry	DL	6-6	296	28	7	Northwestern	Rockford, Ill.	D4b-16
95	Devonte Wyatt	DL	6-3	304	24	R	Georgia	Decatur, Ga.	D1b-22
97	Kenny Clark	DL	6-3	314	27	7	UCLA	Rialto, Calif.	D1-16
99	Jonathan Ford	DL	6-5	338	24	R	Miami (Fla.)	Fort Lauderdale, Fla.	D7b-22
<b>SPECIALISTS (3)</b>									
2	Mason Crosby	K	6-1	207	38	16	Colorado	Georgetown, Texas	D6c-07
16	Pat O'Donnell	P	6-4	220	31	9	Miami (Fla.)	Lake Worth, Fla.	UFA (Chi.)-22
56	Jack Coco	LS	6-2	248	23	R	Georgia Tech	Johns Creek, Ga.	FA-22



# ROSTER/HOW BUILT

YEAR	DRAFTTEES (34)	FREE AGENTS (10)	COLLEGE FREE AGENTS			
			(4)	TRADES/WAIVERS (1)	PRACTICE SQUAD (4)	SUP. DRAFT (0)
2005	QB A. Rodgers (1)					
2007	K M. Crosby (6c)					
2013	T D. Bakhtiari (4a)					
2016	DL K. Clark (1) DL D. Lowry (4b)					
2017	RB A. Jones (5b)	TE R. Tonyan (FA-17)				
2018	CB J. Alexander (1)	TE M. Lewis (FA-18)			WR A. Lazard (FA-18 PS-Jax.)	
2019	LB R. Gary (1a) S D. Savage (1b) G/T E. Jenkins (2)	S A. Amos (UFA Chi. -19) LB P. Smith (UFA Was. -19)	T Y. Nijman (FA-19)			
2020	QB J. Love (1) RB A. Dillon (2) TE J. Deguara (3) G J. Runyan (6a) C/G J. Hanson (6b) LB J. Garvin (7b)		LB T. Galeai (FA-20) RB P. Taylor (FA-20)			
2021	CB E. Stokes (1) C/G J. Myers (2) WR A. Rodgers (3) G/T R. Newman (4) DL T. Slaton (5a) CB S. Jean-Charles (5b) LB I. McDuffie (6b)	LB D. Campbell (FA-21)		WR R. Cobb (T-21 Hou.)	TE T. Davis (FA-21 PS-Ind.) CB R. Douglas (FA-21 PS-Ari.)	
2022	LB Q. Walker (1a) DL D. Wyatt (1b) WR C. Watson (2) T/G S. Rhyan (3) WR R. Doubs (4a) OL Z. Tom (4b) LB K. Enagbare (5) S T. Carpenter (7a) DL J. Ford (7b) T R. Walker (7c) WR S. Toure (7d)	S R. Ford (FA-22) S D. Leavitt (FA-22) CB K. Nixon (FA-22) P P. O'Donnell (UFA Chi. -22) DL J. Reed (UFA KC -22)	LS J. Coco (FA-22)		LB E. Wilson (FA-22 PS-NO)	



# DEPTH CHART

Unofficial, Oct. 4, 2022

## OFFENSE

WR:	13	Allen Lazard	<u>9</u>	<u>Christian Watson</u>	
WR:	<u>87</u>	<u>Romeo Doubs</u>	<u>83</u>	<u>Samori Toure</u>	
LT:	69	David Bakhtiari	73	Yosh Nijman	
LG:	76	Jon Runyan	<u>50</u>	<u>Zach Tom</u>	
C:	71	Josh Myers	67	Jake Hanson	
RG:	70	Royce Newman	<u>75</u>	<u>Sean Rhyan</u>	
RT:	74	Elgton Jenkins	<u>63</u>	<u>Rasheed Walker</u>	
TE:	89	Marcedes Lewis	85	Robert Tonyan	81 Josiah Deguara
					84 Tyler Davis
WR:	18	Randall Cobb	8	Amari Rodgers	
QB:	12	Aaron Rodgers	10	Jordan Love	
RB:	33	Aaron Jones	28	AJ Dillon	27 Patrick Taylor

## DEFENSE

DE:	94	Dean Lowry	<u>95</u>	<u>Devonte Wyatt</u>	
NT:	97	Kenny Clark	93	T.J. Slaton	<u>99</u> <u>Jonathan Ford</u>
DE:	90	Jarran Reed	<u>95</u>	<u>Devonte Wyatt</u>	
OLB:	91	Preston Smith	53	Jonathan Garvin	40 Tipa Galeai
ILB:	59	De’Vondre Campbell	58	Isaiah McDuffie	
ILB:	<u>7</u>	<u>Quay Walker</u>	45	Eric Wilson	
OLB:	52	Rashan Gary	<u>55</u>	<u>Kingsley Enagbare</u>	
CB:	23	Jaire Alexander	29	Rasul Douglas	22 Shemar Jean-Charles
CB:	21	Eric Stokes	25	Keisean Nixon	
S:	31	Adrian Amos	6	Dallin Leavitt	<u>24</u> <u>Tariq Carpenter</u>
S:	26	Darnell Savage	20	Rudy Ford	

## SPECIAL TEAMS

K:	2	Mason Crosby			
P:	16	Pat O’Donnell			
H:	16	Pat O’Donnell			
PR:	8	Amari Rodgers	18	Randall Cobb	<u>87</u> <u>Romeo Doubs</u>
KR:	8	Amari Rodgers	25	Keisean Nixon	
LS:	<u>56</u>	<u>Jack Coco</u>			

## Rookies are underlined ##

## COACH LOCATIONS AT LAMBEAU FIELD

► **Coaches’ Box:** Ryan Downard (safeties), Ryan Mahaffey (assistant offensive line), Wendel Davis (defensive quality control), John Donovan (senior analyst), Ramsen Golpashin (offensive quality control), Justin Hood (defensive quality control), Connor Lewis (assistant quarterbacks) and Quinshon Odom (coaching assistant - minority fellowship).

► **Sideline:** Joe Barry (defensive coordinator), Rich Bisaccia (special teams coordinator), Adam Stenavich (offensive coordinator), Chris Gizzi (strength & conditioning coordinator), Jerry Gray (defensive backs/passing game coordinator), Jerry Montgomery (defensive line/running game coordinator), Jason Vrable (wide receivers/passing game coordinator), Luke Butkus (offensive line), Tom Clements (quarterbacks), John Dunn (tight ends), Kirk Olivadotti (inside linebackers), Jason Rebrovich (outside linebackers), Ben Sirmans (running backs), Byron Storer (assistant special teams) and Micheal Spurlock (special teams quality control).

# GAME-BY-GAME STARTERS

## 2022 REGULAR SEASON

### OFFENSE

DATE	OPPONENT	WR	TE	LT	LG	C	RG	RT	TE	WR	QB	RB
9/11	at Minnesota	S. Watkins	R. Tonyan	Y. Nijman	J. Runyan	J. Myers	J. Hanson	R. Newman	M. Lewis	C. Watson	A. Rodgers	A. Jones
9/18	Chicago	S. Watkins/ R. Cobb	--	Y. Nijman	J. Runyan	J. Myers	R. Newman	E. Jenkins	M. Lewis	A. Lazard	A. Rodgers	A. Jones
9/25	at Tampa Bay	B. Doubs	--	D. Bakhtiari	J. Runyan	J. Myers	R. Newman	E. Jenkins	M. Lewis/ R. Tonyan	A. Lazard	A. Rodgers	A. Jones
10/2	New England	A. Lazard	--	D. Bakhtiari	J. Runyan	J. Myers	R. Newman	E. Jenkins	M. Lewis	B. Doubs	A. Rodgers	A. Dillon/ A. Jones
10/9	N.Y. Giants	--	--	--	--	--	--	--	--	--	--	--
10/16	N.Y. Jets	--	--	--	--	--	--	--	--	--	--	--
10/23	at Washington	--	--	--	--	--	--	--	--	--	--	--
10/30	at Buffalo	--	--	--	--	--	--	--	--	--	--	--
11/6	at Detroit	--	--	--	--	--	--	--	--	--	--	--
11/13	Dallas	--	--	--	--	--	--	--	--	--	--	--
11/17	Tennessee	--	--	--	--	--	--	--	--	--	--	--
11/27	at Philadelphia	--	--	--	--	--	--	--	--	--	--	--
12/4	at Chicago	--	--	--	--	--	--	--	--	--	--	--
12/19	L.A. Rams	--	--	--	--	--	--	--	--	--	--	--
12/25	at Miami	--	--	--	--	--	--	--	--	--	--	--
1/1	Minnesota	--	--	--	--	--	--	--	--	--	--	--
1/8	Detroit	--	--	--	--	--	--	--	--	--	--	--



# GAME-BY-GAME STARTERS

## 2022 REGULAR SEASON

### DEFENSE

DATE	OPPONENT	DE	NT	DE	OLB	OLB	ILB	ILB	CB	CB	S	S	CB
9/11	at Minnesota	D. Lowry	K. Clark	J. Reed	P. Smith	R. Gary	D. Campbell	<u>Q. Walker</u>	J. Alexander	E. Stokes	A. Amos	D. Savage	--
9/18	Chicago	D. Lowry	K. Clark	--	P. Smith	R. Gary	D. Campbell	<u>Q. Walker</u>	J. Alexander	E. Stokes	A. Amos	D. Savage	R. Douglas
9/25	at Tampa Bay	D. Lowry	K. Clark	J. Reed	P. Smith	R. Gary	D. Campbell	--	J. Alexander/ R. Douglas/ E. Stokes	--	A. Amos/ D. Savage	--	--
10/2	New England	D. Lowry	K. Clark	--	P. Smith	R. Gary	D. Campbell	<u>Q. Walker</u>	R. Douglas/ E. Stokes/ K. Nixon	--	A. Amos/ D. Savage	--	--
10/9	N.Y. Giants	--	--	--	--	--	--	--	--	--	--	--	--
10/16	N.Y. Jets	--	--	--	--	--	--	--	--	--	--	--	--
10/23	at Washington	--	--	--	--	--	--	--	--	--	--	--	--
10/30	at Buffalo	--	--	--	--	--	--	--	--	--	--	--	--
11/6	at Detroit	--	--	--	--	--	--	--	--	--	--	--	--
11/13	Dallas	--	--	--	--	--	--	--	--	--	--	--	--
11/17	Tennessee	--	--	--	--	--	--	--	--	--	--	--	--
11/27	at Philadelphia	--	--	--	--	--	--	--	--	--	--	--	--
12/4	at Chicago	--	--	--	--	--	--	--	--	--	--	--	--
12/19	L.A. Rams	--	--	--	--	--	--	--	--	--	--	--	--
12/25	at Miami	--	--	--	--	--	--	--	--	--	--	--	--
1/1	Minnesota	--	--	--	--	--	--	--	--	--	--	--	--
1/8	Detroit	--	--	--	--	--	--	--	--	--	--	--	--

Rookies underlined.

# PLAYER PARTICIPATION

2022 REGULAR SEASON GREEN BAY PACKERS PLAYER PARTICIPATION																						
	@ MI N	CHI	@ TB	NE	NY G	NYJ 6	@ WA S	@ BU F	@ DE T	DAL	TEN	@ PH I	@ CH I	LAR	@ MI A	MI N	DE T					
PLAYERS	9/11	9/18	9/25	10/2	10/9	10/16	10/23	10/30	11/6	11/13	11/17	11/27	12/4	12/19	12/25	1/1	1/8	G P	G S	DN P	I N	
M. Aernathy	P	PS	PS	PS	-	-	-	-	-	-	-	-	-	-	-	-	-	1	0	0	0	
R. Ahmed	PS	PS	PS	PS	-	-	-	-	-	-	-	-	-	-	-	-	-	0	0	0	0	
J. Alexander	CB	CB	CB	N	-	-	-	-	-	-	-	-	-	-	-	-	-	3	3	0	1	
A. Amos	S	S	S	S	-	-	-	-	-	-	-	-	-	-	-	-	-	4	4	0	0	
D. Bakhtiari	N	N	LT	LT	-	-	-	-	-	-	-	-	-	-	-	-	-	2	2	0	2	
K. Barnes	P	IR	IR	IR	-	-	-	-	-	-	-	-	-	-	-	-	-	1	0	0	0	
M. Brown	NOT	PS	NOT	NOT	-	-	-	-	-	-	-	-	-	-	-	-	-	0	0	0	0	
D. Campbell	LB	ILB	LB	ILB	-	-	-	-	-	-	-	-	-	-	-	-	-	4	4	0	0	
T. Carpenter	N	N	X	P	-	-	-	-	-	-	-	-	-	-	-	-	-	1	0	1	2	
K. Clark	DL	NT	NT	NT	-	-	-	-	-	-	-	-	-	-	-	-	-	4	4	0	0	
R. Cobb	P	WR	P	P	-	-	-	-	-	-	-	-	-	-	-	-	-	4	1	0	0	
J. Coco	P	P	P	P	-	-	-	-	-	-	-	-	-	-	-	-	-	4	0	0	0	
M. Crosby	P	P	P	P	-	-	-	-	-	-	-	-	-	-	-	-	-	4	0	0	0	
T. Davis	P	P	P	P	-	-	-	-	-	-	-	-	-	-	-	-	-	4	0	0	0	
J. Deguara	P	P	P	P	-	-	-	-	-	-	-	-	-	-	-	-	-	4	0	0	0	
A. Dillon	P	P	P	RB	-	-	-	-	-	-	-	-	-	-	-	-	-	4	1	0	0	
R. Doubs	P	P	WR	WR	-	-	-	-	-	-	-	-	-	-	-	-	-	4	2	0	0	
R. Douglas	P	CB	CB	CB	-	-	-	-	-	-	-	-	-	-	-	-	-	4	3	0	0	
K. Enagbare	P	P	P	P	-	-	-	-	-	-	-	-	-	-	-	-	-	4	0	0	0	
D. Etling	PS	PS	PS	PS	-	-	-	-	-	-	-	-	-	-	-	-	-	0	0	0	0	
J. Ford	N	N	N	N	-	-	-	-	-	-	-	-	-	-	-	-	-	0	0	0	4	
R. Ford	P	P	P	P	-	-	-	-	-	-	-	-	-	-	-	-	-	4	0	0	0	
T. Galeai	P	P	P	P	-	-	-	-	-	-	-	-	-	-	-	-	-	4	0	0	0	
J. Garvin	P	P	P	P	-	-	-	-	-	-	-	-	-	-	-	-	-	4	0	0	0	
R. Gary	OLB	OLB	OLB	OLB	-	-	-	-	-	-	-	-	-	-	-	-	-	4	4	0	0	
T. Goodson	PS	PS	PS	PS	-	-	-	-	-	-	-	-	-	-	-	-	-	0	0	0	0	
L. Hamilton	PS	PS	PS	PS	-	-	-	-	-	-	-	-	-	-	-	-	-	0	0	0	0	
J. Hanson	RG	P	P	P	-	-	-	-	-	-	-	-	-	-	-	-	-	4	1	0	0	
J. Heflin	PS	PS	PS	PS	-	-	-	-	-	-	-	-	-	-	-	-	-	0	0	0	0	
K. Hill	R/PUP	R/PUP	R/PUP	R/PUP	-	-	-	-	-	-	-	-	-	-	-	-	-	0	0	0	0	
S. Jean-Charles	N	P	P	P	-	-	-	-	-	-	-	-	-	-	-	-	-	3	0	0	1	
E. Jenkins	N	G	RT	RT	-	-	-	-	-	-	-	-	-	-	-	-	-	3	3	0	1	
A. Jones	RB	RB	RB	RB	-	-	-	-	-	-	-	-	-	-	-	-	-	4	4	0	0	
C. Jones	PS	N	N	NFI	-	-	-	-	-	-	-	-	-	-	-	-	-	0	0	0	2	
K. Jones	PS	PS	PS	PS	-	-	-	-	-	-	-	-	-	-	-	-	-	0	0	0	0	
A. Lazard	N	WR	WR	WR	-	-	-	-	-	-	-	-	-	-	-	-	-	3	3	0	1	
D. Leavitt	P	P	P	P	-	-	-	-	-	-	-	-	-	-	-	-	-	4	0	0	0	
M. Lewis	TE	TE	TE	TE	-	-	-	-	-	-	-	-	-	-	-	-	-	4	4	0	0	
J. Love	P	X	X	X	-	-	-	-	-	-	-	-	-	-	-	-	-	1	0	3	0	
D. Lowry	DE	DE	DL	DE	-	-	-	-	-	-	-	-	-	-	-	-	-	4	4	0	0	
I. McDuffie	P	P	P	P	-	-	-	-	-	-	-	-	-	-	-	-	-	4	0	0	0	
J. Myers	C	C	C	C	-	-	-	-	-	-	-	-	-	-	-	-	-	4	4	0	0	
R. Newman	RT	RT	RG	RG	-	-	-	-	-	-	-	-	-	-	-	-	-	4	4	0	0	
Y. Nijman	LT	LT	P	P	-	-	-	-	-	-	-	-	-	-	-	-	-	4	2	0	0	
K. Nixon	P	P	P	CB	-	-	-	-	-	-	-	-	-	-	-	-	-	4	1	0	0	
P. O'Donnell	P	P	P	P	-	-	-	-	-	-	-	-	-	-	-	-	-	4	0	0	0	
J. Reed	DL	P	DE	P	-	-	-	-	-	-	-	-	-	-	-	-	-	4	2	0	0	
S. Rhyan	X	N	N	N	-	-	-	-	-	-	-	-	-	-	-	-	-	0	0	1	3	
Aaron Rodgers	QB	QB	QB	QB	-	-	-	-	-	-	-	-	-	-	-	-	-	4	4	0	0	
Amari Rodgers	P	P	P	P	-	-	-	-	-	-	-	-	-	-	-	-	-	4	0	0	0	
J. Runyan	LG	LG	LG	LG	-	-	-	-	-	-	-	-	-	-	-	-	-	4	4	0	0	
D. Savage	S	S	S	S	-	-	-	-	-	-	-	-	-	-	-	-	-	4	4	0	0	
T. Slaton	P	P	P	P	-	-	-	-	-	-	-	-	-	-	-	-	-	4	0	0	0	
C. Slayton	PS	PS	PS	PS	-	-	-	-	-	-	-	-	-	-	-	-	-	0	0	0	0	
P. Smith	LB	LB	OLB	OLB	-	-	-	-	-	-	-	-	-	-	-	-	-	4	4	0	0	
E. Stokes	CB	CB	CB	CB	-	-	-	-	-	-	-	-	-	-	-	-	-	4	4	0	0	
P. Taylor	PS	P	P	P	-	-	-	-	-	-	-	-	-	-	-	-	-	3	0	0	0	
D. Thomas	NOT	NOT	PS	PS	-	-	-	-	-	-	-	-	-	-	-	-	-	0	0	0	0	
K. Thomas	PS	PS	PS	X	-	-	-	-	-	-	-	-	-	-	-	-	-	0	0	1	0	
Z. Tom	P	X	X	X	-	-	-	-	-	-	-	-	-	-	-	-	-	1	0	3	0	
R. Tonyan	TE	P	TE	P	-	-	-	-	-	-	-	-	-	-	-	-	-	4	2	0	0	
S. Toure	N	N	N	N	-	-	-	-	-	-	-	-	-	-	-	-	-	0	0	0	4	
Q. Walker	ILB	ILB	P	ILB	-	-	-	-	-	-	-	-	-	-	-	-	-	4	3	0	0	
R. Walker	X	X	N	N	-	-	-	-	-	-	-	-	-	-	-	-	-	0	0	2	2	
S. Watkins	WR	WR	IR	IR	-	-	-	-	-	-	-	-	-	-	-	-	-	2	2	0	0	
C. Watson	WR	P	N	P	-	-	-	-	-	-	-	-	-	-	-	-	-	3	1	0	1	
R. Wilborn	PS	PS	PS	PS	-	-	-	-	-	-	-	-	-	-	-	-	-	0	0	0	0	
J. Winfree	P	PS	P	PS	-	-	-	-	-	-	-	-	-	-	-	-	-	2	0	0	0	
D. Wyatt	P	P	P	P	-	-	-	-	-	-	-	-	-	-	-	-	-	4	0	0	0	

## LEGEND:

CAPS-Starter, P-Player was a substitution, N-On Inactive List, X=Did Not Play (Non-injury), R/PUP=Reserve/PUP, IR=Injured Reserve, NOT=Not on Roster, PS=Practice Squad, NFI=Non-Football Illness (NFI)



## WEEKLY INACTIVES

9/11/22 at Minnesota: D.Bakhtiari, T.Carpenter, J.Ford, S.Jean-Charles, E.Jenkins,  
A. Lazard, S.Toure

9/18/22 vs. Chicago: D.Bakhtiari, T.Carpenter, J.Ford, C.Jones, S.Rhyan, S.Toure

9/25/22 at Tampa Bay: J.Ford, C.Jones, S.Rhyan, S.Toure, R.Walker, C.Watson

10/2/22 vs. New England: J.Alexander, J.Ford, S.Rhyan, S.Toure, R.Walker

**SEASON TOTALS:** J.Ford (4), S.Toure (4), S.Rhyan (3), D.Bakhtiari (2), T.Carpenter (2), J.Alexander (1), S.Jean-Charles (1), E. Jenkins (1), C.Jones (2), A.Lazard (1), R.Walker (2), C.Watson (1)



# **Supplemental Stats**



# TEAM STATS

GREEN BAY PACKERS / REGULAR SEASON WEEK 4 / THROUGH SUNDAY, OCTOBER 2, 2022

WON 3, LOST 1				
09/11	L	7-23	at Minnesota	66,959
09/18	W	27-10	Chicago	78,350
09/25	W	14-12	at Tampa Bay	69,197
10/02	W	27-24 (OT)	New England	78,317

## 2022 TEAM STATISTICS

FIRST DOWNS		85	66						
Rushing		34	27						
Passing		46	35						
Penalty		5	4						
Third Down-Made/Att		20/47	10/42						
Third Down Efficiency		42.6%	23.8%						
Fourth Down-Made/Att		1/3	2/3						
Fourth Down Efficiency		33.3%	66.7%						
TOTAL NET YARDS		1,510	1,179						
Avg. Per Game		377.5	294.8						
Total Plays		259	219						
Avg. Per Play		5.8	5.4						
NET YARDS RUSHING		580	507						
Avg. Per Game		145.0	126.8						
Total Rushes		116	102						
Avg. Per Rush		5.0	5.0						
NET YARDS PASSING		930	672						
Avg. Per Game		232.5	168.0						
Sacked/Yards Lost		9/70	11/82						
Gross Yards		1,000	754						
Attempts/Completions		134/93	106/76						
Pct. of Completion		69.4%	71.7%						
Had Intercepted		3	3						
PUNTS/AVERAGE		18/47.2	22/47.3						
Net Punting Average		41.6	42.6						
PUNT RETURN/AVG.		8/8.0	6/13.7						
KICKOFF RETURN/AVG.		5/20.8	11/24.6						
INTERCEPTION RETURN/AVG.		1/0.0	3/13.3						
PENALTIES/YARDS		17/140	23/185						
FUMBLES/BALL LOST		8/4	5/3						
TOUCHDOWNS		9	7						
Rushing		3	2						
Passing		6	4						
Returns		0	1						
EXTRA POINTS/ATTEMPTS		9/9	6/6						
TWO POINT CONVERSION/ATT.		0/1	0/0						
FIELD GOALS/ATTEMPTS		4/4	7/7						
AVG. TIME OF POSSESSION		32.43	27.17						
SCORE BY PERIODS									
TEAM	Q1	Q2	Q3	Q4	OT	PTS			
10	35	17	10	3		75			
OPPONENTS	20	17	16	16	0	69			
SCORING									
	TD	RU	PA	RT	K-PAT	FG	2PT	S	PTS
Mason Crosby	0	0	0	0	9/9	4/4	0	0	21
Romeo Doubs	2	0	2	0	0/0	0/0	0	0	12
Aaron Jones	2	1	1	0	0/0	0/0	0	0	12
Allen Lazard	2	0	2	0	0/0	0/0	0	0	12
AJ Dillon	1	1	0	0	0/0	0/0	0	0	6
Robert Tonyan	1	0	1	0	0/0	0/0	0	0	6
Christian Watson	1	1	0	0	0/0	0/0	0	0	6
TEAM	9	3	6	0	9/9	4/4	0	0	75
OPPONENTS	7	2	4	1	6/6	7/7	0	0	69

2-PT Conv: TM 0-0, OPP 0-1

**SACKS:** Rashan Gary 5.0, Preston Smith 2.5, Kenny Clark 2.0, Jarran Reed 1.0, Dean Lowry 0.5, **TM** 11.0, **OPP** 9.0 **FUM/LOST:** Aaron Rodgers 2/2, Romeo Doubs 2/1, Aaron Jones 1/1, Randall Cobb 1/0, Amari Rodgers 1/0, Josh Myers 1/0, **TM** 8/4, **OPP** 5/3

	ATT	CMP	YDS	CMP%	YDS/ATT	TD	TD%	INT	INT%	LONG	SACK	LOST	RATING
Aaron Rodgers	129	89	935	69.0	7.2	6	4.7	3	2.3	55	9	70	95.6
Jordan Love	5	4	65	80.0	13.0	0	0.0	0	0.0	25	0	0	118.8
TEAM	134	93	1,000	69.4	7.5	6	4.5	3	2.2	55	9	70	96.6
OPPONENTS	106	76	754	71.7	7.1	4	3.8	1	0.9	64	11	82	100.1

	NO.	YDS	AVG	LONG	TD
Aaron Jones	48	327	6.8	36	1
AJ Dillon	57	211	3.7	14	1
Christian Watson	2	22	11.0	15t	1
Romeo Doubs	1	11	11.0	11	0
Aaron Rodgers	9	9	1.1	7	0
TEAM	116	580	5.0	36	3
OPPONENTS	102	507	5.0	28	2

	TAR	NO.	YDS	AVG	LONG	TD
Romeo Doubs	24	19	184	9.0	23	2
Allen Lazard	17	12	174	14.0	32	2
Robert Tonyan	16	13	106	8.0	23	1
Aaron Jones	16	12	81	6.0	22	1
AJ Dillon	14	9	69	7.0	12	0
Randall Cobb	12	10	150	15.0	40	0
Christian Watson	10	6	51	8.0	25	0
Sammy Watkins	7	6	111	18.0	55	0
Tyler Davis	4	3	29	9.0	23	0
Josiah Deguara	3	2	28	14.0	15	0
Juwann Winfree	3	1	17	17.0	17	0
TEAM	126	93	1,000	10.8	55	6
OPPONENTS	102	76	754	9.9	64	4

	NO.	YDS	AVG	LONG	TD
Jaire Alexander	1	0	0.0	0	0
TEAM	1	0	0.0	0	0
OPPONENTS	3	40	13.3	40t	1

	FUM	LST	FF	REC	TD
Aaron Rodgers	2	1	0	1	0
Romeo Doubs	2	1	0	1	0
Aaron Jones	1	1	0	0	0
Josh Myers	1	0	0	0	0
Randall Cobb	1	0	0	0	0
Amari Rodgers	1	0	0	1	0
AJ Dillon	0	0	0	1	0
Elgton Jenkins	0	0	0	1	0
TEAM	8	4	0	4	0
OPPONENTS	5	3	0	1	0

	NO.	YDS	AVG	NET	TD	IN	LG	B
Pat O'Donnell	18	850	47.2	41.6	1	11	72	0
TEAM	18	850	47.2	41.6	1	11	72	0
OPPONENTS	22	1,041	47.3	42.6	2	7	62	0

	RET	FC	YDS	AVG	LONG	TD
Amari Rodgers	8	10	64	8.0	20	0
TEAM	8	10	64	8.0	20	0
OPPONENTS	6	7	82	13.7	29	0

	NO.	YDS	AVG	LONG	TD
Amari Rodgers	5	104	20.8	34	0
TEAM	5	104	20.8	34	0
OPPONENTS	11	271	24.6	37	0

	1-19	20-29	30-39	40-49	50+
Mason Crosby	0/0	1/1	2/2	1/1	0/0
TEAM	0/0	1/1	2/2	1/1	0/0
OPPONENTS	0/0	2/2	1/1	3/3	1/1

Mason Crosby: (-) (40G, 28G) (-) (38G, 31G)  
OPP: (28G, 56G, 29G) (44G) (45G, 45G) (37G)

# DEFENSIVE STATS

## 2022 REGULAR SEASON GREEN BAY PACKERS DEFENSIVE STATS (THROUGH WEEK 4)

PLAYER	TKL.	AST.	COMB	TFL	SACKS/SK. YDS.	QBH	FR	FF	INT./YDS.	PD
D. Campbell	21	15	36	2	0.0/0.0	0	0	0	0/0	1
Q. Walker	17	8	25	1	0.0/0.0	0	0	1	0/0	1
R. Gary	11	8	19	5	5.0/38.0	6	1	1	0/0	0
R. Douglas	16	1	17	2	0.0/0.0	0	0	0	0/0	2
J. Reed	10	6	16	2	1.0/9.0	1	1	0	0/0	0
D. Lowry	8	8	16	0	0.5/3.0	3	0	0	0/0	0
K. Clark	8	7	15	3	2.0/14.0	5	0	0	0/0	0
D. Savage	11	2	13	1	0.0/0.0	0	1	0	0/0	0
A. Amos	8	5	13	2	0.0/0.0	1	0	0	0/0	1
P. Smith	7	6	13	2	2.5/18.0	6	0	0	0/0	0
E. Stokes	10	2	12	0	0.0/0.0	0	0	0	0/0	0
J. Alexander	6	2	8	1	0.0/0.0	0	0	0	1/0	1
R. Ford	6	1	7	0	0.0/0.0	0	0	0	0/0	0
K. Nixon	6	1	7	0	0.0/0.0	1	0	1	0/0	0
K. Enagbare	2	0	2	0	0.0/0.0	0	0	0	0/0	0
T. Slaton	1	1	2	0	0.0/0.0	0	0	0	0/0	0
D. Wyatt	1	1	2	0	0.0/0.0	0	0	0	0/0	0
I. McDuffie	1	0	1	0	0.0/0.0	0	0	0	0/0	0
J. Garvin	0	0	0	0	0.0/0.0	1	0	0	0/0	0
TOTALS	150	74	224	21	11.0/82.0	24	3	3	1/0	6

## DEFENSIVE SCORES

INT (0)

FR (0)

Safety (0)

## SPECIAL TEAMS BIG PLAYS

FR (0)

REGULAR SEASON DEFENSIVE AND SPECIAL TEAMS STATISTICS ARE BASED ON PRESS BOX STATISTICS.

# SPECIAL TEAMS STATS

2022 REGULAR SEASON SPECIAL TEAMS STATS								
PLAYER	TACKLES	SOLO	ASSISTS	FOR FUMBLES	FUMBLE REC	BLKD FG	BLKD PAT	BLKD PUNT
Dallin Leavitt	4	2	2	0	0	0	0	0
Tyler Davis	3	2	1	0	0	0	0	0
Tipa Galeai	3	1	2	0	0	0	0	0
Isaiah McDuffie	3	2	1	0	0	0	0	0
Rasul Douglas	2	1	1	0	0	0	0	0
Rudy Ford	1	1	0	0	0	0	0	0
Shemar Jean-Charles	1	0	1	0	0	0	0	0
Keisean Nixon	1	1	0	0	0	0	0	0
Eric Stokes	1	1	0	0	0	0	0	0
Patrick Taylor	1	1	0	0	0	0	0	0
Quay Walker	1	1	0	0	0	0	0	0
Amari Rodgers	0	0	0	0	1	0	0	0
2022 TOTALS	21	13	8	0	1	0	0	0
OPPONENTS	17	10	7	0	0	0	0	0



# OPPONENT STATS

NEW YORK GIANTS / REGULAR SEASON WEEK 4 / THROUGH SUNDAY, OCTOBER 2, 2022

WON 3, LOST 1			BRIAN DABOLL (4 GAMES)		
09/11	W	21-20	at Tennessee	67	805
09/18	W	19-16	Carolina	73	843
09/26	L	16-23	Dallas	79	445
10/02	W	20-12	Chicago	74	044

2022 TEAM STATISTICS			NYG	OPP.
----------------------	--	--	-----	------

<b>FIRST DOWNS</b>			<b>80</b>	<b>76</b>
Rushing			43	25
Passing			28	38
Penalty			9	13
Third Down-Made/Att			17/53	15/51
Third Down Efficiency			32.1%	29.4%
Fourth Down-Made/Att			2/3	2/2
Fourth Down Efficiency			66.7%	100.0%

<b>TOTAL NET YARDS</b>			<b>1,328</b>	<b>1,329</b>
Avg. Per Game			332.0	332.3
Total Plays			256	235
Avg. Per Play			5.2	5.7

<b>NET YARDS RUSHING</b>			<b>770</b>	<b>564</b>
Avg. Per Game			192.5	141.0
Total Rushes			134	111
Avg. Per Rush			5.7	5.1

<b>NET YARDS PASSING</b>			<b>558</b>	<b>765</b>
Avg. Per Game			139.5	191.3
Sacked/Yards Lost			14/84	9/35
Gross Yards			642	800
Attempts/Completions			108/68	115/66
Pct. of Completion			63.0%	57.4%
Had Intercepted			3	0

<b>PUNTS/AVERAGE</b>			<b>19/51.1</b>	<b>20/49.8</b>
Net Punting Average			41.3	45.4

<b>PUNT RETURN/AVG.</b>			<b>9/7.6</b>	<b>9/14.0</b>
-------------------------	--	--	--------------	---------------

<b>KICKOFF RETURN/AVG.</b>			<b>4/18.5</b>	<b>8/22.0</b>
----------------------------	--	--	---------------	---------------

<b>INTERCEPTION RETURN/AVG.</b>			<b>0/0.0</b>	<b>3/1.3</b>
---------------------------------	--	--	--------------	--------------

<b>PENALTIES/YARDS</b>			<b>31/219</b>	<b>25/223</b>
------------------------	--	--	---------------	---------------

<b>FUMBLES/BALL LOST</b>			<b>4/2</b>	<b>11/6</b>
--------------------------	--	--	------------	-------------

<b>TOUCHDOWNS</b>			<b>7</b>	<b>5</b>
Rushing			4	1
Passing			3	4
Returns			0	0

<b>EXTRA POINTS/ATTEMPTS</b>			<b>5/5</b>	<b>5/5</b>
------------------------------	--	--	------------	------------

<b>TWO POINT CONVERSION/ATT.</b>			<b>1/2</b>	<b>0/0</b>
----------------------------------	--	--	------------	------------

<b>FIELD GOALS/ATTEMPTS</b>			<b>9/11</b>	<b>12/14</b>
-----------------------------	--	--	-------------	--------------

<b>AVG. TIME OF POSSESSION</b>			<b>30:52</b>	<b>29:08</b>
--------------------------------	--	--	--------------	--------------

SCORE BY PERIODS			Q1	Q2	Q3	Q4	OT	PTS
TEAM			13	10	33	20	0	76
OPPONENTS			16	18	24	13	0	71

SCORING			TD	RU	PA	RT	K-PAT	FG	2PT	S	PTS
G. Gano			0	0	0	0	5/5	9/11	0	0	32
S. Barkley			2	2	0	0	0/0	0/0	1	0	14
D. Jones			2	2	0	0	0/0	0/0	0	0	12
D. Bellinger			1	0	1	0	0/0	0/0	0	0	6
C. Myarick			1	0	1	0	0/0	0/0	0	0	6
S. Shepard			1	0	1	0	0/0	0/0	0	0	6
TEAM			7	4	3	0	5/5	9/11	1	0	76
OPPONENTS			5	1	4	0	5/5	12/14	0	0	71

<b>2-PT Conv:</b> S. Barkley 1, J. Gillan 0, <b>TM</b> 1-2, <b>OPP</b> 0-0		
--	--	--

<b>SACKS:</b> D. Lawrence II 2.0, A. Ojulari 1.0, O. Ximines 1.0, J. Ward 1.0, T. Crowder 1.0, T. Fox 1.0, J. Love 1.0, <b>TM</b> 8.0, <b>OPP</b> 14.0 <b>FUM/LOST:</b> D. Jones 1/1, R. James 1/1, T. Taylor 1/0, S. Barkley 1/0, <b>TM</b> 4/2, <b>OPP</b> 11/6		
---	--	--

PASSING			ATT	CMP	YDS	CMP%	YDS/ATT	TD	TD%	INT	INT%	LONG	SACK	LOST	RATING
D. Jones			105	67	631	63.8	6.0	3	2.9	2	1.9	651	14	84	81.9
T. Taylor			3	1	11	33.3	3.7	0	0.0	1	33.3	11	0	0	5.6
TEAM			108	68	642	63.0	5.9	3	2.8	3	2.8	651	14	84	77.0
OPPONENTS			115	66	800	57.4	7.0	4	3.5	0	0.0	56	9	35	90.5

RUSHING			NO.	YDS	AVG	LONG	TD
S. Barkley			84	463	5.5	68	2
D. Jones			31	193	6.2	211	2
M. Breida			10	41	4.1	13	0
T. Taylor			3	30	10.0	13	0
K. Toney			2	23	11.5	19	0
G. Brightwell			2	14	7.0	14	0
R. James			2	6	3.0	4	0
TEAM			134	770	5.7	68	4
OPPONENTS			111	564	5.1	49	1

RECEIVING			TAR	NO.	YDS	AVG	LONG	TD
S. Shepard			24	13	154	11.0	65t	1
R. James			20	15	155	10.0	16	0
S. Barkley			17	15	107	7.0	21	0
D. Sills V			10	6	62	10.0	24	0
D. Bellinger			9	8	79	9.0	20	1
K. Golladay			6	2	22	11.0	15	0
T. Hudson			5	3	40	13.0	18	0
K. Toney			3	2	0	0.0	2	0
D. Clayton			2	1	11	11.0	11	0
C. Myarick			2	2	7	3.0	6	1
W. Robinson			1	1	5	5.0	5	0
M. Breida			1	0	0	0.0	0	0
TEAM			100	68	642	9.4	65t	3
OPPONENTS			108	66	800	12.1	56	4

INTERCEPTIONS			NO.	YDS	AVG	LONG	TD
OPPONENTS			3	4	1.3	7	0

FUMBLES			FUM	LST	FF	REC	TD
D. Jones			1	1	0	0	0
R. James			1	1	0	0	0
S. Barkley			1	0	0	0	0
T. Taylor			1	0	0	0	0
TEAM			4	2	0	0	0
OPPONENTS			11	6	0	3	0

PUNTING			NO.	YDS	AVG	NET	TB	IN	LG	B
J. Gillan			19	970	51.1	41.3	3	6	69	0
TEAM			19	970	51.1	41.3	3	6	69	0
OPPONENTS			20	996	49.8	45.4	1	12	66	0

PUNT RETURNS			RET	FC	YDS	AVG	LONG	TD
R. James			9	8	68	7.6	22	0
TEAM			9	8	68	7.6	22	0
OPPONENTS			9	3	126	14.0	46	0

KICKOFF RETURNS			NO.	YDS	AVG	LONG	TD
G. Brightwell			4	74	18.5	24	0
TEAM			4	74	18.5	24	0
OPPONENTS			8	176	22.0	36	0

FIELD GOALS			1-19	20-29	30-39	40-49	50+
G. Gano			0/0	0/0	2/3	3/4	4/4
TEAM			0/0	0/0	2/3	3/4	4/4
OPPONENTS			0/0	5/5	4/4	3/4	0/1

G. Gano: (-) (36G, 33G, 51G, 56G) (47B, 42G, 51G, 51G) (44G, 43G, 37LU)  
**OPP:** (46G, 23G, 47WL) (31G, 32G, 38G) (26G, 28G, 59WL, 44G) (29G, 22G, 40G, 35G)

# OFFENSE - TEAM STATS - GAME-BY-GAME

## 2022 REGULAR SEASON PACKERS GAME-BY-GAME OFFENSE

	09/11 @ MIN	09/18 CHI	09/25 @ TB	10/02 NE	10/09 NYG	10/16 NYJ	10/23 @ WAS	10/30 @ BUF	11/06 @ DET	11/13 DAL	11/17 TEN	11/27 @ PHI	12/04 @ CHI	12/19 LAR	12/25 @ MIA	01/01 MIN	01/08 DET	Totals
<b>FIRST DOWNS</b>																		
Total	21	26	14	24														85
Rushing	8	13	3	10														34
Passing	13	10	11	12														46
Penalty	0	3	0	2														5
<b>THIRD DOWNS</b>																		
Attempts	9	9	15	14														47
Converted	3	5	6	6														20
Percentage	33.3%	55.6%	40.0%	42.9%														42.6%
<b>FOURTH DOWNS</b>																		
Attempts	2	0	0	1														3
Converted	0	0	0	1														1
Percentage	0.0%	0	0	100.0%														33.3%
<b>TOT. OFFENSE</b>																		
Net Yards	338	414	315	443														1,510
Plays	61	66	61	71														259
Avg./Play	5.5	6.3	5.2	6.2														5.8
<b>RUSHING</b>																		
Net Yards	111	203	67	199														580
Rush. Att.	18	38	25	35														116
Avg./Att.	6.2	5.3	2.7	5.7														5.0
<b>PASSING</b>																		
Net Yards	227	211	248	244														930
Attempts	39	25	35	35														134
Completions	26	19	27	21														93
Intercepted	1	0	1	1														3
Gross Yards	260	234	255	251														1,000
Sacked	4.0	3.0	1.0	1.0														9.0
Yards Lost	33	23	7	7														70
<b>ADVANCES</b>																		
Rushes	18	38	25	35														116
Completions	26	19	27	21														93
Totals	44	57	52	56														209
Total Drives	11	9	12	14														46
<b>PENALTIES</b>																		
Number	2	3	8	4														17
Yards	10	25	65	40														140
<b>FUMBLES</b>																		
Number	1	3	2	2														8
Lost	1	1	1	1														4
<b>PUNTING</b>																		
Yards	179	122	339	210														850
Punts	4	2	7	5														18
Net Avg.	43.0	51.0	44.7	32.2														41.6
Gross Avg.	44.8	61.0	48.4	42.0														47.2
<b>SCORING</b>																		
Points	7	27	14	27														75
Q1	0	3	7	0														10
Q2	0	21	7	7														35
Q3	7	0	0	10														17
Q4	0	3	0	7														10
OT	0	0	0	3														3
TD Rushing	1	1	0	1														3
TD Passing	0	2	2	2														6
TD KO Returns	0	0	0	0														0
TD Punt Returns	0	0	0	0														0
TD Sp. Teams	0	0	0	0														0
TD Def. Returns	0	0	0	0														0
FG Attempts	0	2	0	2														4
FG Made	0	2	0	2														4
Safety	0	0	0	0														0
2-Pt Attempts	0	0	0	0														0
2-Pt Made	0	0	0	0														0
TOP	28:37	37:15	33:25	36:49														34:01

# DEFENSE - TEAM STATS - GAME-BY-GAME

2022 REGULAR SEASON PACKERS GAME-BY-GAME DEFENSE																		
	09/11 @ MIN	09/18 CHI	09/25 @ TB	10/02 NE	10/09 NYG	10/16 NYJ	10/23 @ WAS	10/30 @ BUF	11/06 @ DET	11/13 DAL	11/17 TEN	11/27 @ PHI	12/04 @ CHI	12/19 LAR	12/25 @ MIA	01/01 MIN	01/08 DET	Totals
<b>FIRST DOWNS</b>																		
Total	19	11	19	17														66
Rushing	7	9	1	10														27
Passing	12	2	15	6														35
Penalty	0	0	3	1														4
<b>THIRD DOWNS</b>																		
Attempts	13	7	11	11														42
Converted	4	1	2	3														10
Percentage	30.8%	14.3%	18.2%	27.3%														23.8%
<b>FOURTH DOWNS</b>																		
Attempts	1	1	1	0														3
Converted	1	0	1	0														2
Percentage	100.0%	0.0%	100.0%	0														66.7%
<b>TOT. OFFENSE</b>																		
Net Yards	395	228	285	271														1,179
Plays	61	41	59	58														219
Avg./Play	6.5	5.6	4.8	4.7														5.4
<b>RUSHING</b>																		
Net Yards	126	180	34	167														507
Rush. Att.	28	27	14	33														102
Avg./Att.	4.5	6.7	2.4	5.1														5.0
<b>PASSING</b>																		
Net Yards	269	48	251	104														672
Attempts	32	11	42	21														106
Completions	23	7	31	15														76
Intercepted	0	1	0	0														1
Gross Yards	277	70	271	136														754
Sacked	1.0	3.0	3.0	4.0														11.0
Yards Lost	8	22	20	32														82
<b>ADVANCES</b>																		
Rushes	28	27	14	33														102
Completions	23	7	31	15														76
Totals	51	34	45	48														178
Total Drives	10	9	12	11														42
<b>PENALTIES</b>																		
Number	3	7	6	7														23
Yards	20	50	40	75														185
<b>FUMBLES</b>																		
Number	0	1	3	1														5
Lost	0	0	2	1														3
<b>PUNTING</b>																		
Yards	232	198	297	314														1,041
Punts	5	4	6	7														22
Net Avg.	44.0	44.5	46.0	37.6														42.6
Gross Avg.	46.4	49.5	49.5	44.9														47.3
<b>SCORING</b>																		
Points	23	10	12	24														69
Q1	7	7	3	3														20
Q2	10	0	0	7														17
Q3	3	3	3	7														16
Q4	3	0	6	7														16
OT	0	0	0	0														0
TD Rushing	0	1	0	1														2
TD Passing	2	0	1	1														4
TD KO Returns	0	0	0	0														0
TD Punt Returns	0	0	0	0														0
TD Sp. Teams	0	0	0	0														0
TD Def. Returns	0	0	0	1														1
FG Attempts	3	1	2	1														7
FG Made	3	1	2	1														7
Safety	0	0	0	0														0
2-Pt Attempts	0	0	1	0														1
2-Pt Made	0	0	0	0														0
TOP	31:23	22:45	26:35	33:11														28:28

# SACKS / QB HITS / PASSES DEFENSED

## 2022 REGULAR SEASON

QUARTERBACK SACKS			
DATE	OPPONENT	SACKS	PLAYERS
09/11	at Minnesota	1.0	Rashan Gary 1.0-8.0
09/18	Chicago	3.0	Preston Smith 2.0-15.0, Rashan Gary 1.0-7.0
09/25	at Tampa Bay	3.0	Kenny Clark 2.0-14.0, Rashan Gary 1.0-6.0
10/02	New England	4.0	Rashan Gary 2.0-17.0, Jarran Reed 1.0-9.0, Dean Lowry 0.5-3.0, Preston Smith 0.5-3.0
10/09	N.Y. Giants	--	--
10/16	N.Y. Jets	--	--
10/23	at Washington	--	--
10/30	at Buffalo	--	--
11/06	at Detroit	--	--
11/13	Dallas	--	--
11/17	Tennessee	--	--
11/27	at Philadelphia	--	--
12/04	at Chicago	--	--
12/19	L.A. Rams	--	--
12/25	at Miami	--	--
01/01	Minnesota	--	--
01/08	Detroit	--	--
<b>TOTALS</b>		<b>11.0</b>	<b>82</b> RASHAN GARY 5.0-38.0, PRESTON SMITH 2.5-18.0, KENNY CLARK 2.0-14.0, JARRAN REED 1.0-9.0, DEAN LOWRY 0.5-3.0

QUARTERBACK HITS			
DATE	OPPONENT	QBH	PLAYERS
09/11	at Minnesota	8	Kenny Clark 2, Rashan Gary 2, Dean Lowry 2, Preston Smith 2
09/18	Chicago	5	Preston Smith 3, Kenny Clark 1, Rashan Gary 1
09/25	at Tampa Bay	4	Kenny Clark 2, Adrian Amos 1, Rashan Gary 1
10/02	New England	7	Rashan Gary 2, Jonathan Garvin 1, Dean Lowry 1, Keisean Nixon 1, Jarran Reed 1, Preston Smith 1
10/09	N.Y. Giants	--	--
10/16	N.Y. Jets	--	--
10/23	at Washington	--	--
10/30	at Buffalo	--	--
11/06	at Detroit	--	--
11/13	Dallas	--	--
11/17	Tennessee	--	--
11/27	at Philadelphia	--	--
12/04	at Chicago	--	--
12/19	L.A. Rams	--	--
12/25	at Miami	--	--
01/01	Minnesota	--	--
01/08	Detroit	--	--
<b>TOTALS</b>		<b>24</b>	<b>PRESTON SMITH 6, RASHAN GARY 6, KENNY CLARK 5, DEAN LOWRY 3, ADRIAN AMOS 1, JONATHAN GARVIN 1, JARRAN REED 1, KEISEAN NIXON 1</b>

PASSES DEFENSED			
DATE	OPPONENT	PD	PLAYERS
09/11	at Minnesota	1	Adrian Amos 1
09/18	Chicago	2	Jaire Alexander 1, Quay Walker 1
09/25	at Tampa Bay	3	Rasul Douglas 2, De'Vondre Campbell 1
10/02	New England	0	--
10/09	N.Y. Giants	--	--
10/16	N.Y. Jets	--	--
10/23	at Washington	--	--
10/30	at Buffalo	--	--
11/06	at Detroit	--	--
11/13	Dallas	--	--
11/17	Tennessee	--	--
11/27	at Philadelphia	--	--
12/04	at Chicago	--	--
12/19	L.A. Rams	--	--
12/25	at Miami	--	--
01/01	Minnesota	--	--
01/08	Detroit	--	--
<b>TOTALS</b>		<b>6</b>	<b>RASUL DOUGLAS 2, JAIRE ALEXANDER 1, ADRIAN AMOS 1, DE'VONDRE CAMPBELL 1, QUAY WALKER 1</b>

INTERCEPTIONS - FUMBLES

INTERCEPTIONS (AS OF OCT 4, 2022, 3:14 AM CDT) 2022 : REGULAR SEASON

PACKERS INTERCEPTIONS		
PLAYERS	TIMES	WHERE/WHEN
Jaire Alexander	1	1 Chicago - (9/18)
2022 TOTALS	1	

(AS OF OCT 4, 2022, 3:14 AM CDT) 2022 : REGULAR SEASON

PLAYER	FUMBLES	LOST	OWN RECOVERED	OWN REC YARDS	FUMBLED GAMES
AJ Dillon	0	0	1	0	0 - vs Chicago (9/18);
Josh Myers	1	0	0	-13	0 - vs Chicago (9/18);
Aaron Rodgers	2	2	0	-3	1 - at Minnesota (9/11); 1 - vs Chicago (9/18);
Amani Rodgers	1	0	1	0	0 - vs Chicago (9/18);
Aaron Jones	1	1	0	0	1 - at Tampa Bay (9/25);
Romeo Doubs	2	1	1	0	0 - at Tampa Bay (9/25); 1 - vs New England (10/2);
Elgton Jenkins	0	0	1	0	0 - vs New England (10/2);
Randall Cobb	1	0	0	0	0 - vs New England (10/2);
2022 TOTALS	8	4	4	-16	--

# INDIVIDUAL GXG STATS: PASSING

## 2022 REGULAR SEASON INDIVIDUAL GAME-BY-GAME STATS

PASSING:		JORDAN LOVE												
DATE	OPP.	ATT	CMP	YDS	CMP%	Y/A	Y/C	TD	TD%	INT	INT%	LG	SK/YD	RATE
09/11	at Minnesota	5	4	65	80.0%	13.0	16.3	0	0.0%	0	0.0%	25	0/0	118.8
09/18	Chicago													
09/25	at Tampa Bay													
10/02	New England													
10/09	N.Y. Giants													
10/16	N.Y. Jets													
10/23	at Washington													
10/30	at Buffalo													
11/06	at Detroit													
11/13	Dallas													
11/17	Tennessee													
11/27	at Philadelphia													
12/04	at Chicago													
12/19	L.A. Rams													
12/25	at Miami													
01/01	Minnesota													
01/08	Detroit													
TOTALS		5	4	65	80.0%	13.0	16.3	0	0.0%	0	0.0%	25	0/0	118.8
CAREER TOTALS		67	40	476	59.7%	7.1	0.0	2	3.0%	3	4.5%	62t	3/23	72.7

PASSING:		AARON RODGERS												
DATE	OPP.	ATT	CMP	YDS	CMP%	Y/A	Y/C	TD	TD%	INT	INT%	LG	SK/YD	RATE
09/11	at Minnesota	34	22	195	64.7%	5.7	8.9	0	0.0%	1	2.9%	23	4/33	67.6
09/18	Chicago	25	19	234	76.0%	9.4	12.3	2	8.0%	0	0.0%	55	3/23	131.1
09/25	at Tampa Bay	35	27	255	77.1%	7.3	9.4	2	5.7%	1	2.9%	40	1/7	103.9
10/02	New England	35	21	251	60.0%	7.2	12.0	2	5.7%	1	2.9%	32	1/7	89.1
10/09	N.Y. Giants													
10/16	N.Y. Jets													
10/23	at Washington													
10/30	at Buffalo													
11/06	at Detroit													
11/13	Dallas													
11/17	Tennessee													
11/27	at Philadelphia													
12/04	at Chicago													
12/19	L.A. Rams													
12/25	at Miami													
01/01	Minnesota													
01/08	Detroit													
TOTALS		129	89	935	69.0%	7.2	10.5	6	4.7%	3	2.3%	55	9/70	95.6
CAREER TOTALS		7,247	4,740	56,295	65.4%	7.8	0.0	455	6.3%	96	1.3%	93t	507/3,408	104.4

INDIVIDUAL GXG STATS: RUSHING

2022 REGULAR SEASON INDIVIDUAL GAME-BY-GAME STATS																
RUSHING:		AJ DILLON					ROMEO DOUBS					AARON JONES				
DATE	OPP.	NO.	YDS	AVG	LG	TD	NO.	YDS	AVG	LG	TD	NO.	YDS	AVG	LG	TD
09/11	at Minnesota	10	45	4.5	14	1	1	11	11.0	11	0	5	49	9.8	29	0
09/18	Chicago	18	61	3.4	11	0	0	0	0.0	--	0	15	132	8.8	36	1
09/25	at Tampa Bay	12	32	2.7	7	0	0	0	0.0	--	0	12	36	3.0	10	0
10/02	New England	17	73	4.3	13	0	0	0	0.0	--	0	16	110	6.9	20	0
10/09	N.Y. Giants															
10/16	N.Y. Jets															
10/23	at Washington															
10/30	at Buffalo															
11/06	at Detroit															
11/13	Dallas															
11/17	Tennessee															
11/27	at Philadelphia															
12/04	at Chicago															
12/19	L.A. Rams															
12/25	at Miami															
01/01	Minnesota															
01/08	Detroit															
TOTALS		57	211	3.7	14	1	1	11	11.0	11	0	48	327	6.8	36	1
CAREER TOTALS		290	1,256	4.3	36	8	1	11	11.0	11	0	870	4,490	5.2	771	42

RUSHING:		AARON RODGERS					CHRISTIAN WATSON				
DATE	OPP.	NO.	YDS	AVG	LG	TD	NO.	YDS	AVG	LG	TD
09/11	at Minnesota	1	-1	-1.0	-1	0	1	7	7.0	7	0
09/18	Chicago	5	10	2.0	7	0	0	0	0.0	--	0
09/25	at Tampa Bay	1	-1	-1.0	-1	0	ON INACTIVE LIST				
10/02	New England	1	1	1.0	1	0	1	15	15.0	15t	1
10/09	N.Y. Giants										
10/16	N.Y. Jets										
10/23	at Washington										
10/30	at Buffalo										
11/06	at Detroit										
11/13	Dallas										
11/17	Tennessee										
11/27	at Philadelphia										
12/04	at Chicago										
12/19	L.A. Rams										
12/25	at Miami										
01/01	Minnesota										
01/08	Detroit										
TOTALS		8	9	1.1	7	0	2	22	11.0	15t	1
CAREER TOTALS		693	3,381	4.9	35	34	2	22	11.0	15t	1

# INDIVIDUAL GXG STATS: RECEIVING

2022 REGULAR SEASON INDIVIDUAL GAME-BY-GAME STATS																
RECEIVING:		RANDALL COBB					TYLER DAVIS					JOSIAH DEGUARA				
DATE	OPP.	NO.	YDS	AVG	LG	TD	NO.	YDS	AVG	LG	TD	NO.	YDS	AVG	LG	TD
09/11	at Minnesota	2	14	7.0	8	0	1	3	3.0	3	0	2	28	14.0	15	0
09/18	Chicago	3	37	12.3	20	0	0	0	0.0	--	0	0	0	0.0	--	0
09/25	at Tampa Bay	2	57	28.5	40	0	2	26	13.0	23	0	0	0	0.0	--	0
10/02	New England	3	42	14.0	24	0	0	0	0.0	--	0	0	0	0.0	--	0
10/09	N.Y. Giants															
10/16	N.Y. Jets															
10/23	at Washington															
10/30	at Buffalo															
11/06	at Detroit															
11/13	Dallas															
11/17	Tennessee															
11/27	at Philadelphia															
12/04	at Chicago															
12/19	L.A. Rams															
12/25	at Miami															
01/01	Minnesota															
01/08	Detroit															
TOTALS		10	150	15.0	40	0	3	29	9.7	23	0	2	28	14.0	15	0
CAREER TOTALS		601	7,318	12.2	751	52	7	64	9.1	23	0	28	285	10.2	621	2

RECEIVING:		AJ DILLON					ROMEO DOUBS					AARON JONES				
DATE	OPP.	NO.	YDS	AVG	LG	TD	NO.	YDS	AVG	LG	TD	NO.	YDS	AVG	LG	TD
09/11	at Minnesota	5	46	9.2	12	0	4	37	9.3	23	0	3	27	9.0	22	0
09/18	Chicago	1	6	6.0	6	0	2	27	13.5	20	0	3	38	12.7	15	1
09/25	at Tampa Bay	2	6	3.0	7	0	8	73	9.1	21	1	3	11	3.7	8	0
10/02	New England	1	11	11.0	11	0	5	47	9.4	16	1	3	5	1.7	4	0
10/09	N.Y. Giants															
10/16	N.Y. Jets															
10/23	at Washington															
10/30	at Buffalo															
11/06	at Detroit															
11/13	Dallas															
11/17	Tennessee															
11/27	at Philadelphia															
12/04	at Chicago															
12/19	L.A. Rams															
12/25	at Miami															
01/01	Minnesota															
01/08	Detroit															
TOTALS		9	69	7.7	12	0	19	184	9.7	23	2	12	81	6.8	22	1
CAREER TOTALS		45	403	9.0	50	2	19	184	9.7	23	2	195	1,529	7.8	671	13

RECEIVING:		ALLEN LAZARD					ROBERT TONYAN					SAMMY WATKINS				
DATE	OPP.	NO.	YDS	AVG	LG	TD	NO.	YDS	AVG	LG	TD	NO.	YDS	AVG	LG	TD
09/11	at Minnesota	ON INACTIVE LIST					3	36	12.0	23	0	3	18	6.0	9	0
09/18	Chicago	2	13	6.5	8	1	2	11	5.5	9	0	3	93	31.0	55	0
09/25	at Tampa Bay	4	45	11.3	26	1	6	37	6.2	9	0	INJURED RESERVE				
10/02	New England	6	116	19.3	32	0	2	22	11.0	20	1	INJURED RESERVE				
10/09	N.Y. Giants															
10/16	N.Y. Jets															
10/23	at Washington															
10/30	at Buffalo															
11/06	at Detroit															
11/13	Dallas															
11/17	Tennessee															
11/27	at Philadelphia															
12/04	at Chicago															
12/19	L.A. Rams															
12/25	at Miami															
01/01	Minnesota															
01/08	Detroit															
TOTALS		12	174	14.5	32	2	13	106	8.2	23	1	6	111	18.5	55	0
CAREER TOTALS		121	1,622	13.4	72	16	97	1,073	11.1	541	16	354	5,170	14.6	84	34





# INDIVIDUAL GXG STATS: RECEIVING

RECEIVING:		CHRISTIAN WATSON				
DATE	OPP.	NO.	YDS	AVG	LG	TD
09/11	at Minnesota	2	34	17.0	25	0
09/18	Chicago	3	9	3.0	9	0
09/25	at Tampa Bay	ON INACTIVE LIST				
10/02	New England	1	8	8.0	8	0
10/09	N.Y. Giants					
10/16	N.Y. Jets					
10/23	at Washington					
10/30	at Buffalo					
11/06	at Detroit					
11/13	Dallas					
11/17	Tennessee					
11/27	at Philadelphia					
12/04	at Chicago					
12/19	L.A. Rams					
12/25	at Miami					
01/01	Minnesota					
01/08	Detroit					
TOTALS		6	51	8.5	25	0
CAREER TOTALS		6	51	8.5	25	0

## INDIVIDUAL GXG STATS: DEFENSIVE

			2022 REGULAR SEASON INDIVIDUAL DEFENSIVE GAME-BY-GAME STATS																																			
			JAIRE ALEXANDER												ADRIAN AMOS												DE'VONDE CAMPBELL											
DATE	OPP.		S	A	TK	TFL	TFLY	SK	SKY	INT	FR	PR	PD	S	A	TK	TFL	TFLY	SK	SKY	INT	FR	PR	PD	S	A	TK	TFL	TFLY	SK	SKY	INT	FR	PR	PD			
09/11	at Minnesota		4	1	5	0	0	0.0	0.0	0	0	0	0	0	2	1	3	0	0	0.0	0.0	0	0	0	0	1	5	6	11	1	0	0.0	0.0	0	0	0	0	
09/18	Chicago		2	1	3	1	3	0.0	0.0	1	0	0	0	1	3	2	5	0	0	0.0	0.0	0	0	0	0	0	2	2	4	0	0	0.0	0.0	0	0	0	0	
09/25	at Tampa Bay		0	0	0	0	0	0.0	0.0	0	0	0	0	1	2	3	1	3	0.0	0.0	0	0	0	1	0	8	6	14	1	1	0.0	0.0	0	0	0	0		
10/02	New England	ON INACTIVE LIST												2	0	2	1	2	0.0	0.0	0	0	0	0	0	6	1	7	0	0	0.0	0.0	0	0	0	0		
10/09	N.Y. Giants																																					
10/16	N.Y. Jets																																					
10/23	at Washington																																					
10/30	at Buffalo																																					
11/06	at Detroit																																					
11/13	Dallas																																					
11/17	Tennessee																																					
11/27	at Philadelphia																																					
12/04	at Chicago																																					
12/19	L.A. Rams																																					
12/25	at Miami																																					
01/01	Minnesota																																					
01/08	Detroit																																					
TOTALS			6	2	8	1	3	0.0	0.0	1	0	0	1	8	5	13	2	5	0.0	0.0	0	0	0	1	1	21	15	36	2	1	0.0	0.0	0	0	0	0	1	
CAREER TOTALS			157	54	211	8	40	1.5	7.0	6	1	2	2	556	425	125	581	25	61	5.0	25.0	0	9	4	3	7	425	218	643	33	125	9.5	69.5	5	2	8	19	25

		KENNY CLARK												RASUL DOUGLAS												KINGSLEY ENAGBARE												
DATE	OPP.	S	A	TK	TFL	TFly	SK	SKY	INT	FB	FF	PR	PD	S	A	TK	TFL	TFly	SK	SKY	INT	FB	FF	PR	PD	S	A	TK	TFL	TFly	SK	SKY	INT	FB	FF	PR	PD	
09/11	at Minnesota	3	1	4	1	0	0.0	0.0	0	0	0	2	0	4	0	4	0	0	0.0	0.0	0	0	0	0	0	2	0	2	0	0	0.0	0.0	0	0	0	0	0	0
09/18	Chicago	0	1	1	0	0	0.0	0.0	0	0	0	1	0	2	0	2	1	4	0.0	0.0	0	0	0	0	0	0	0	0	0	0.0	0.0	0	0	0	0	0	0	
09/25	at Tampa Bay	3	1	4	2	14	2.0	14.0	0	0	0	2	0	8	0	8	0	0	0.0	0.0	0	0	0	2	0	0	0	0	0	0.0	0.0	0	0	0	0	0	0	
10/02	New England	2	4	6	0	0			0	0	0	0	0	2	1	3	1	1	0.0	0.0	0	0	0	0	0	0	0	0	0	0.0	0.0	0	0	0	0	0	0	
10/09	N.Y. Giants																																					
10/16	N.Y. Jets																																					
10/23	at Washington																																					
10/30	at Buffalo																																					
11/06	at Detroit																																					
11/13	Dallas																																					
11/17	Tennessee																																					
11/27	at Philadelphia																																					
12/04	at Chicago																																					
12/19	L.A. Rams																																					
12/25	at Miami																																					
01/01	Minnesota																																					
01/08	Detroit																																					
TOTALS		8	7	15	3	14	2.0	14.0	0	0	0	5	0	16	1	17	2	5	0.0	0.0	0	0	0	2	2	0	2	0	0	0.0	0.0	0	0	0	0	0	0	
CAREER TOTALS		214	164	378	41	169	24.5	178.0	0	5	4	69	6	208	39	247	13	29	0.0	0.0	10	0	1	1	49	2	0	2	0	0	0.0	0.0	0	0	0	0	0	

		RUDY FORD												JONATHAN GARVIN												RASHAN GARY													
DATE	OPP.	S	A	TK	TFL	TFLY	SK	SKY	INT	FR	FF	PR	PD	S	A	TK	TFL	TFLY	SK	SKY	INT	FR	FF	PR	PD	S	A	TK	TFL	TFLY	SK	SKY	INT	FR	FF	PR	PD		
09/11	at Minnesota	0	0	0	0	0	0.0	0.0	0	0	0	0	0	0	0	0	0	0.0	0.0	0	0	0	0	0	0	0	3	4	7	1	8	1.0	8.0	0	0	0	2	0	
09/18	Chicago	0	0	0	0	0	0.0	0.0	0	0	0	0	0	0	0	0	0	0.0	0.0	0	0	0	0	0	0	2	0	2	2	12	1.0	7.0	0	0	0	1	0		
09/25	at Tampa Bay	0	0	0	0	0	0.0	0.0	0	0	0	0	0	0	0	0	0	0.0	0.0	0	0	0	0	0	0	2	1	3	1	6	1.0	6.0	0	0	0	1	0		
10/02	New England	6	1	7	0	0	0.0	0.0	0	0	0	0	0	0	0	0	0	0.0	0.0	0	0	0	0	0	1	0	4	3	7	1	8	2.0	17.0	0	1	1	2	0	
10/09	N.Y. Giants																																						
10/16	N.Y. Jets																																						
10/23	at Washington																																						
10/30	at Buffalo																																						
11/06	at Detroit																																						
11/13	Dallas																																						
11/17	Tennessee																																						
11/27	at Philadelphia																																						
12/04	at Chicago																																						
12/19	L.A. Rams																																						
12/25	at Miami																																						
01/01	Minnesota																																						
01/08	Detroit																																						
TOTALS		6	1	7	0	0	0.0	0.0	0	0	0	0	0	0	0	0	0	0.0	0.0	0	0	0	0	0	1	0	11	8	19	5	34	5.0	38.0	0	1	1	6	0	
CAREER TOTALS		49	18	67	2	2	0.5	2.5	1	0	0	2	3	17	7	24	1	4	1.5	7.5	0	0	0	6	0	6	71	60	131	21	129	21.5	153.0	0	6	4	3	52	1

		DEAN LOWRY												ISAIAH MCDUFFIE												KEISEAN NIXON												
DATE	OPP.	S	A	TK	TFL	Y	SK	SKY	INT	FR	FF	PR	PD	S	A	TK	TFL	Y	SK	SKY	INT	FR	FF	PR	PD	S	A	TK	TFL	Y	SK	SKY	INT	FR	FF	PR	PD	
09/11	at Minnesota	2	1	3	0	0	0.0	0.0	0	0	0	0	2	0	1	0	1	0	0	0.0	0.0	0	0	0	0	0	0	1	0	1	0	0	0.0	0.0	0	0	0	0
09/18	Chicago	4	1	5	0	0	0.0	0.0	0	0	0	0	0	0	0	0	0	0	0.0	0.0	0	0	0	0	0	0	0	0	0	0	0	0.0	0.0	0	0	0	0	
10/05	at Tampa Bay	1	2	3	0	0	0.0	0.0	0	0	0	0	0	0	0	0	0	0	0.0	0.0	0	0	0	0	0	0	0	0	0	0	0	5	1	6	0	0	0	
10/02	New England	1	4	5	0	0	0.5	3.0	0	0	0	0	1	0	0	0	0	0	0.0	0.0	0	0	0	0	0	0	0	0	0	0	0	0.0	0.0	0	0	0	1	
10/09	N.Y. Giants																																					
10/16	N.Y. Jets																																					
10/23	at Washington																																					
10/30	at Buffalo																																					
11/06	at Detroit																																					
11/13	Dallas																																					
11/17	Tennessee																																					
11/27	at Philadelphia																																					
12/04	at Chicago																																					
12/19	L.A. Rams																																					
12/25	at Miami																																					
01/01	Minnesota																																					
01/08	Detroit																																					
TOTALS		8	8	16	0	0	0.5	3.0	0	0	0	0	3	0	1	0	1	0	0	0.0	0.0	0	0	0	0	0	6	1	7	0	0	0.0	0.0	0	0	1	1	
CAREER TOTALS		148	113	261	26	136	15.5	127.0	1	4	1	38	15	1	0	1	0	0	0	0.0	0.0	0	0	0	0	0	21	5	27	0	0	0.0	0.0	0	0	1	3	

# INDIVIDUAL GXG STATS: DEFENSIVE

		JARRAN REED												DARNELL SAVAGE												T.J. SLATON												
DATE	OPP.	S	A	TK	TFL	TFL Y	SK	SKY	INT	FR	FF	PR	PD	S	A	TK	TFL	TFL Y	SK	SKY	INT	FR	FF	PR	PD	S	A	TK	TFL	TFL Y	SK	SKY	INT	FR	FF	PR	PD	
09/11	at Minnesota	3	1	4	1	0	0.0	0.0	0	0	0	0	0	2	0	2	0	0	0.0	0.0	0	0	0	0	0	0	0	1	1	0	0	0.0	0.0	0	0	0	0	0
09/18	Chicago	2	1	3	0	0	0.0	0.0	0	0	0	0	0	6	0	6	0	0	0.0	0.0	0	0	0	0	0	0	0	0	0	0	0.0	0.0	0	0	0	0	0	
09/25	at Tampa Bay	1	0	1	0	0	0.0	0.0	0	1	0	0	0	1	0	1	0	0	0.0	0.0	0	1	0	0	0	0	0	0	0	0	0.0	0.0	0	0	0	0	0	
10/02	New England	4	4	8	1	9	1.0	9.0	0	0	0	1	0	2	2	4	1	2	0.0	0.0	0	0	0	0	0	1	0	1	0	0	0.0	0.0	0	0	0	0	0	
10/09	N.Y. Giants																																					
10/16	N.Y. Jets																																					
10/23	at Washington																																					
10/30	at Buffalo																																					
11/06	at Detroit																																					
11/13	Dallas																																					
11/17	Tennessee																																					
11/27	at Philadelphia																																					
12/04	at Chicago																																					
12/19	L.A. Rams																																					
12/25	at Miami																																					
01/01	Minnesota																																					
01/08	Detroit																																					
TOTALS		10	6	16	2	9	1.0	9.0	0	1	0	1	0	11	2	13	1	2	0.0	0.0	0	1	0	0	0	1	1	2	0	0	0.0	0.0	0	0	0	0	0	
CAREER TOTALS		133	120	253	26	134	25.5	164.0	0	4	5	71	7	156	56	212	7	19	1.0	10.0	8	2	2	3	28	15	10	25	0	0	1.0	4.5	0	0	0	2	0	

		PRESTON SMITH												ERIC STOKES												QUAY WALKER												
DATE	OPP	S	A	TK	TFL	TFL Y	SK	SKY	INT	FR	FF	PR	PD	S	A	TK	TFL	TFL Y	SK	SKY	INT	FR	FF	PR	PD	S	A	TK	TFL	TFL Y	SK	SKY	INT	FR	FF	PR	PD	
09/11	at Minnesota	2	1	3	0	0	0.0	0.0	0	0	0	2	0	3	1	4	0	0	0.0	0.0	0	0	0	0	0	0	7	1	8	0	0	0.0	0.0	0	0	0	0	0
09/18	Chicago	4	3	7	2	15	2.0	15.0	0	0	0	3	0	1	1	2	0	0	0.0	0.0	0	0	0	0	0	3	2	5	0	0	0.0	0.0	0	0	0	0	1	
09/25	at Tampa Bay	0	0	0	0	0	0.0	0.0	0	0	0	0	0	1	0	1	0	0	0.0	0.0	0	0	0	0	0	3	2	5	0	0	0.0	0.0	0	0	1	0	0	
10/02	New England	1	2	3	0	0	0.5	3.0	0	0	0	1	0	5	0	5	0	0	0.0	0.0	0	0	0	0	0	4	3	7	1	2	0.0	0.0	0	0	0	0	0	
10/09	N.Y. Giants																																					
10/16	N.Y. Jets																																					
10/23	at Washington																																					
10/30	at Buffalo																																					
11/06	at Detroit																																					
11/13	Dallas																																					
11/17	Tennessee																																					
11/27	at Philadelphia																																					
12/04	at Chicago																																					
12/19	L.A. Rams																																					
12/25	at Miami																																					
01/01	Minnesota																																					
01/08	Detroit																																					
TOTALS		7	6	13	2	15	2.5	18.0	0	0	0	6	0	10	2	12	0	0	0.0	0.0	0	0	0	0	0	17	8	25	1	2	0.0	0.0	0	0	1	0	1	
CAREER TOTALS		206	125	331	58	314	52.0	376.5	5	5	6	122	21	53	14	67	0	0	0.0	0.0	1	0	0	0	14	17	8	25	1	2	0.0	0.0	0	0	1	0	1	

		DEVONTE WYATT																	
DATE	OPP.	S	A	TK	TFL	TFL Y	SK	SKY	INT	FR	FF	PR	PD						
09/11	at Minnesota	0	1	1	0	0	0.0	0.0	0	0	0	0	0						
09/18	Chicago	0	0	0	0	0	0.0	0.0	0	0	0	0	0						
09/25	at Tampa Bay	0	0	0	0	0	0.0	0.0	0	0	0	0	0						
10/02	New England	1	0	1	0	0	0.0	0.0	0	0	0	0	0						
10/09	N.Y. Giants																		
10/16	N.Y. Jets																		
10/23	at Washington																		
10/30	at Buffalo																		
11/06	at Detroit																		
11/13	Dallas																		
11/17	Tennessee																		
11/27	at Philadelphia																		
12/04	at Chicago																		
12/19	L.A. Rams																		
12/25	at Miami																		
01/01	Minnesota																		
01/08	Detroit																		
TOTALS		1	1	2	0	0	0.0	0.0	0	0	0	0	0						
CAREER TOTALS		1	1	2	0	0	0.0	0.0	0	0	0	0	0						

INDIVIDUAL GXG STATS: PUNTING

2022 REGULAR SEASON INDIVIDUAL GAME-BY-GAME STATS									
PUNTING:		PAT O'DONNELL							
DATE	OPP.	NO.	YDS	AVG	TB	IN 20	LG	NET	BLK
09/11	at Minnesota	4	179	44.8	0	3	53	43.0	0
09/18	Chicago	2	122	61.0	1	1	72	51.0	0
09/25	at Tampa Bay	7	339	48.4	0	5	63	44.7	0
10/02	New England	5	210	42.0	0	2	48	32.2	0
10/09	N.Y. Giants								
10/16	N.Y. Jets								
10/23	at Washington								
10/30	at Buffalo								
11/06	at Detroit								
11/13	Dallas								
11/17	Tennessee								
11/27	at Philadelphia								
12/04	at Chicago								
12/19	L.A. Rams								
12/25	at Miami								
01/01	Minnesota								
01/08	Detroit								
TOTALS		18	850	47.2	1	11	72	41.6	0

INDIVIDUAL GXG STATS: KICKOFF RETURNS

2022 REGULAR SEASON INDIVIDUAL GAME-BY-GAME STATS						
KICKOFF RETURNS:		AMARI RODGERS				
DATE	OPP.	NO.	YDS	AVG	LG	TD
09/11	at Minnesota	1	14	14.0	14	0
09/18	Chicago	1	24	24.0	24	0
09/25	at Tampa Bay	0	0	0.0	0	0
10/02	New England	3	66	22.0	34	0
10/09	N.Y. Giants					
10/16	N.Y. Jets					
10/23	at Washington					
10/30	at Buffalo					
11/06	at Detroit					
11/13	Dallas					
11/17	Tennessee					
11/27	at Philadelphia					
12/04	at Chicago					
12/19	L.A. Rams					
12/25	at Miami					
01/01	Minnesota					
01/08	Detroit					
TOTALS		5	104	20.8	34	0

INDIVIDUAL GXG STATS: PUNT RETURNS

2022 REGULAR SEASON INDIVIDUAL GAME-BY-GAME STATS						
PUNT RETURNS:		AMARI RODGERS				
DATE	OPP.	NO.	YDS	AVG	LG	TD
09/11	at Minnesota	1	12	12.0	12	4
09/18	Chicago	3	20	6.7	20	1
09/25	at Tampa Bay	2	21	10.5	14	3
10/02	New England	2	11	5.5	7	2
10/09	N.Y. Giants					
10/16	N.Y. Jets					
10/23	at Washington					
10/30	at Buffalo					
11/06	at Detroit					
11/13	Dallas					
11/17	Tennessee					
11/27	at Philadelphia					
12/04	at Chicago					
12/19	L.A. Rams					
12/25	at Miami					
01/01	Minnesota					
01/08	Detroit					
TOTALS		8	64	8.0	20	10

# SCORING DRIVES

## PACKERS 2022 REGULAR SEASON SCORING DRIVES

DATE	OPPONENT	ACQUIRED	DRIVE				FIRST		SCORING PLAY	GB	OPP
			START	PLAYS	YARDS	Q TIME	DOWNS				
09/11	at Minnesota	Kickoff	GB 25	7	75	Q3 4:30	4		A. Dillon: 2-yard run	7	20
09/18	Chicago	Kickoff	GB 25	13	53	Q1 6:27	4		M. Crosby: 40-yard FG	3	0
		Kickoff	GB 25	9	75	Q1 4:43	5		Q2: A. Jones: 15-yard run	10	7
		Punt	GB 46	9	54	Q2 5:35	4		A. Jones: 8-yard pass from A.	17	7
		Punt	GB 33	7	67	Q2 2:38	4		Rodgers	24	7
		Downs	GB 1	10	89	Q4 5:39	3		A. Lazard: 5-yard pass from A. Rodgers M. Crosby: 28-yard FG	27	10
09/25	at Tampa Bay	Kickoff	GB 25	10	75	Q1 6:04	4		R. Doubs: 5-yard pass from A.	7	3
		Punt	GB 29	12	71	Q1 6:49	5		Rodgers Q2: A. Lazard: 6-yard pass from A. Rodgers	14	3
10/02	New England	Punt	50	6	50	Q1 3:03	4		Q2: C. Watson: 15-yard run	7	3
		Kickoff	yard	10	81	Q3 5:40	4		R. Tonyan: 20-yard pass from A.	14	10
		Kickoff	line	8	59	Q3 4:47	3		Rodgers	17	17
		Kickoff	GB 19	9	75	Q4 5:00	4		M. Crosby: 38-yard FG	24	24
		Punt	GB 21	12	77	OT 6:47	4		R. Doubs: 13-yard pass from A. Rodgers M. Crosby: 31-yard FG	27	24
10/09	N.Y. Giants	--	--	--	--	--	--	--	--	--	--
10/16	N.Y. Jets	--	--	--	--	--	--	--	--	--	--
10/23	at Washington	--	--	--	--	--	--	--	--	--	--
10/30	at Buffalo	--	--	--	--	--	--	--	--	--	--
11/06	at Detroit	--	--	--	--	--	--	--	--	--	--
11/13	Dallas	--	--	--	--	--	--	--	--	--	--
11/17	Tennessee	--	--	--	--	--	--	--	--	--	--
11/27	at Philadelphia	--	--	--	--	--	--	--	--	--	--
12/04	at Chicago	--	--	--	--	--	--	--	--	--	--
12/19	L.A. Rams	--	--	--	--	--	--	--	--	--	--
12/25	at Miami	--	--	--	--	--	--	--	--	--	--
01/01	Minnesota	--	--	--	--	--	--	--	--	--	--
01/08	Detroit	--	--	--	--	--	--	--	--	--	--
AVG			9.4	69.3	5:12		4.0				
TOTALS			122	901	67:42		52				

DRIVE CHARTS - OPENING DRIVES

2022 REGULAR SEASON																	
		PACKERS								OPPONENT							
		FIRST HALF				SECOND HALF				FIRST HALF				SECOND HALF			
DATE	OPPONENT	PLAYS	YDS	TIME	RESULT	PLAYS	YDS	TIME	RESULT	PLAYS	YDS	TIME	RESULT	PLAYS	YDS	TIME	RESULT
09/11	at Minnesota	5	13	1:49	Punt	5	15	2:54	FUM	10	78	5:43	TD	4	-5	2:20	FG
09/18	Chicago	13	53	6:27	FG	6	55	3:47	FUM	7	71	3:56	TD	3	7	2:00	Punt
09/25	at Tampa Bay	10	75	6:04	TD	4	7	2:14	Punt	10	48	5:55	FG	5	29	1:28	FUM
10/02	New England	2	25	0:53	FUM	10	81	5:40	TD	10	56	5:15	FG	7	75	4:28	TD



# DRIVE EFFICIENCY - GAME-BY-GAME

2022 REGULAR SEASON GREEN BAY PACKERS DRIVES ENDED BY... (THROUGH WEEK 4)														
DATE	TEAMS	DRIVES	3/OUT	TD	FGA	FGM	PNT	DWN	TRN	SAF	CLK	POINTS	PTS/DRV	EFF
9/11	Green Bay at Minnesota	11	3	1	0	0	4	2	2	0	2	7	0.64	0.091
		10	2	2	3	3	5	0	0	0	0	23	2.30	0.500
9/18	Green Bay Chicago	9	1	3	2	2	2	0	1	0	1	27	3.00	0.556
		9	6	1	1	1	4	1	1	0	1	10	1.11	0.222
9/25	Green Bay at Tampa Bay	12	7	2	0	0	7	0	2	0	1	14	1.17	0.167
		12	5	1	2	2	6	0	2	0	1	12	1.00	0.250
10/2	Green Bay New England	14	5	3	2	2	5	0	2	0	2	27	1.93	0.357
		11	4	2	1	1	7	0	1	0	0	17	1.55	0.273
10/9	Green Bay N.Y. Giants	--	--	--	--	--	--	--	--	--	--	--	--	--
		--	--	--	--	--	--	--	--	--	--	--	--	--
10/16	Green Bay N.Y. Jets	--	--	--	--	--	--	--	--	--	--	--	--	--
		--	--	--	--	--	--	--	--	--	--	--	--	--
10/23	Green Bay at Washington	--	--	--	--	--	--	--	--	--	--	--	--	--
		--	--	--	--	--	--	--	--	--	--	--	--	--
10/30	Green Bay at Buffalo	--	--	--	--	--	--	--	--	--	--	--	--	--
		--	--	--	--	--	--	--	--	--	--	--	--	--
11/6	Green Bay at Detroit	--	--	--	--	--	--	--	--	--	--	--	--	--
		--	--	--	--	--	--	--	--	--	--	--	--	--
11/13	Green Bay Dallas	--	--	--	--	--	--	--	--	--	--	--	--	--
		--	--	--	--	--	--	--	--	--	--	--	--	--
11/17	Green Bay Tennessee	--	--	--	--	--	--	--	--	--	--	--	--	--
		--	--	--	--	--	--	--	--	--	--	--	--	--
11/27	Green Bay at Philadelphia	--	--	--	--	--	--	--	--	--	--	--	--	--
		--	--	--	--	--	--	--	--	--	--	--	--	--
12/4	Green Bay at Chicago	--	--	--	--	--	--	--	--	--	--	--	--	--
		--	--	--	--	--	--	--	--	--	--	--	--	--
12/19	Green Bay L.A. Rams	--	--	--	--	--	--	--	--	--	--	--	--	--
		--	--	--	--	--	--	--	--	--	--	--	--	--
12/25	Green Bay at Miami	--	--	--	--	--	--	--	--	--	--	--	--	--
		--	--	--	--	--	--	--	--	--	--	--	--	--
1/1	Green Bay Minnesota	--	--	--	--	--	--	--	--	--	--	--	--	--
		--	--	--	--	--	--	--	--	--	--	--	--	--
1/8	Green Bay Detroit	--	--	--	--	--	--	--	--	--	--	--	--	--
		--	--	--	--	--	--	--	--	--	--	--	--	--
TOTALS	PACKERS	46	16	9	4	4	18	2	7	0	6	75	1.63	0.283
	OPPONENTS	42	17	6	7	7	22	1	4	0	2	62	1.48	0.310



# YARDS GAINED BY DOWN

PACKERS 2022 REGULAR SEASON YARDS GAINED BY DOWN																									
PACKERS													OPPONENT												
		1ST DOWN			2ND DOWN			3RD DOWN			4TH DOWN			1ST DOWN			2ND DOWN			3RD DOWN			4TH DOWN		
Date	Opponent	Att	Yds	Avg	Att	Yds	Avg	Att	Yds	Avg	Att	Yds	Avg	Att	Yds	Avg	Att	Yds	Avg	Att	Yds	Avg	Att	Yds	Avg
09/11	at Minnesota	30	146	4.9	20	173	8.7	9	19	2.1	2	0	0.0	27	232	8.6	20	100	5.0	13	58	4.5	1	5	5.0
09/18	Chicago	32	163	5.1	25	212	8.5	9	39	4.3	0	0	0.0	19	97	5.1	14	98	7.0	7	61	8.7	1	0	0.0
09/25	at Tampa Bay	26	132	5.1	20	122	6.1	15	64	4.3	0	0	0.0	28	161	5.8	19	106	5.6	11	14	1.3	1	4	4.0
10/02	New England	34	201	5.9	22	136	6.2	14	89	6.4	1	17	17.0	26	116	4.5	21	131	6.2	11	24	2.2	0	0	0.0
10/09	N.Y. Giants	--	--	--	--	--	--	--	--	--	--	--	--	--	--	--	--	--	--	--	--	--	--	--	--
10/16	N.Y. Jets	--	--	--	--	--	--	--	--	--	--	--	--	--	--	--	--	--	--	--	--	--	--	--	--
10/23	at Washington	--	--	--	--	--	--	--	--	--	--	--	--	--	--	--	--	--	--	--	--	--	--	--	--
10/30	at Buffalo	--	--	--	--	--	--	--	--	--	--	--	--	--	--	--	--	--	--	--	--	--	--	--	--
11/06	at Detroit	--	--	--	--	--	--	--	--	--	--	--	--	--	--	--	--	--	--	--	--	--	--	--	--
11/13	Dallas	--	--	--	--	--	--	--	--	--	--	--	--	--	--	--	--	--	--	--	--	--	--	--	--
11/17	Tennessee	--	--	--	--	--	--	--	--	--	--	--	--	--	--	--	--	--	--	--	--	--	--	--	--
11/27	at Philadelphia	--	--	--	--	--	--	--	--	--	--	--	--	--	--	--	--	--	--	--	--	--	--	--	--
12/04	at Chicago	--	--	--	--	--	--	--	--	--	--	--	--	--	--	--	--	--	--	--	--	--	--	--	--
12/19	L.A. Rams	--	--	--	--	--	--	--	--	--	--	--	--	--	--	--	--	--	--	--	--	--	--	--	--
12/25	at Miami	--	--	--	--	--	--	--	--	--	--	--	--	--	--	--	--	--	--	--	--	--	--	--	--
01/01	Minnesota	--	--	--	--	--	--	--	--	--	--	--	--	--	--	--	--	--	--	--	--	--	--	--	--
01/08	Detroit	--	--	--	--	--	--	--	--	--	--	--	--	--	--	--	--	--	--	--	--	--	--	--	--
TOTALS		122	642	5.3	87	643	7.4	47	211	4.5	3	17	5.7	100	606	6.1	74	435	5.9	42	157	3.7	3	9	3.0

# THIRD-DOWN EFFICIENCY

## PACKERS 2022 REGULAR SEASON THIRD-DOWN EFFICIENCY

PACKERS												
Date	Opponent	3rd & 1	3rd & 2	3rd & 3	3rd & 4	3rd & 5	3rd & 6	3rd & 7	3rd & 8	3rd & 9	3rd & 10+	Total
09/11	at Minnesota	1 / 2	0 / 0	0 / 0	1 / 1	1 / 1	0 / 0	0 / 4	0 / 1	0 / 0	0 / 0	3 / 9
09/18	Chicago	0 / 0	1 / 1	0 / 0	1 / 1	0 / 0	0 / 0	1 / 1	1 / 1	0 / 0	1 / 5	5 / 9
09/25	at Tampa Bay	1 / 1	0 / 2	1 / 2	1 / 2	0 / 3	1 / 1	1 / 2	1 / 1	0 / 0	0 / 1	6 / 15
10/02	New England	1 / 1	1 / 2	2 / 3	0 / 1	0 / 0	1 / 1	0 / 1	0 / 2	0 / 2	1 / 1	6 / 14
10/09	N.Y. Giants	--	--	--	--	--	--	--	--	--	--	--
10/16	N.Y. Jets	--	--	--	--	--	--	--	--	--	--	--
10/23	at Washington	--	--	--	--	--	--	--	--	--	--	--
10/30	at Buffalo	--	--	--	--	--	--	--	--	--	--	--
11/06	at Detroit	--	--	--	--	--	--	--	--	--	--	--
11/13	Dallas	--	--	--	--	--	--	--	--	--	--	--
11/17	Tennessee	--	--	--	--	--	--	--	--	--	--	--
11/27	at Philadelphia	--	--	--	--	--	--	--	--	--	--	--
12/04	at Chicago	--	--	--	--	--	--	--	--	--	--	--
12/19	L.A. Rams	--	--	--	--	--	--	--	--	--	--	--
12/25	at Miami	--	--	--	--	--	--	--	--	--	--	--
01/01	Minnesota	--	--	--	--	--	--	--	--	--	--	--
01/08	Detroit	--	--	--	--	--	--	--	--	--	--	--
TOTALS		3 / 4	2 / 5	3 / 5	3 / 5	1 / 4	2 / 2	2 / 8	2 / 5	0 / 2	2 / 7	20 / 47
		75.0%	40.0%	60.0%	60.0%	25.0%	100.0%	25.0%	40.0%	0.0%	28.6%	42.6%
		3RD & 1-3: 8 / 14 = 57.1%			3RD & 4-6: 6 / 11 = 54.5%			3RD & 7-10+: 6 / 22 = 27.3%				

## OPPONENT 2022 REGULAR SEASON THIRD-DOWN EFFICIENCY

OPPONENT												
Date	Opponent	3rd & 1	3rd & 2	3rd & 3	3rd & 4	3rd & 5	3rd & 6	3rd & 7	3rd & 8	3rd & 9	3rd & 10+	Total
09/11	at Minnesota	2 / 2	0 / 2	0 / 0	0 / 0	1 / 1	0 / 1	1 / 2	0 / 1	0 / 1	0 / 3	4 / 13
09/18	Chicago	0 / 0	0 / 1	0 / 0	0 / 0	1 / 1	0 / 1	0 / 0	0 / 0	0 / 0	0 / 4	1 / 7
09/25	at Tampa Bay	2 / 3	0 / 0	0 / 0	0 / 0	0 / 1	0 / 0	0 / 1	0 / 0	0 / 1	0 / 5	2 / 11
10/02	New England	1 / 1	0 / 0	2 / 3	0 / 0	0 / 1	0 / 0	0 / 0	0 / 2	0 / 0	0 / 4	3 / 11
10/09	N.Y. Giants	--	--	--	--	--	--	--	--	--	--	--
10/16	N.Y. Jets	--	--	--	--	--	--	--	--	--	--	--
10/23	at Washington	--	--	--	--	--	--	--	--	--	--	--
10/30	at Buffalo	--	--	--	--	--	--	--	--	--	--	--
11/06	at Detroit	--	--	--	--	--	--	--	--	--	--	--
11/13	Dallas	--	--	--	--	--	--	--	--	--	--	--
11/17	Tennessee	--	--	--	--	--	--	--	--	--	--	--
11/27	at Philadelphia	--	--	--	--	--	--	--	--	--	--	--
12/04	at Chicago	--	--	--	--	--	--	--	--	--	--	--
12/19	L.A. Rams	--	--	--	--	--	--	--	--	--	--	--
12/25	at Miami	--	--	--	--	--	--	--	--	--	--	--
01/01	Minnesota	--	--	--	--	--	--	--	--	--	--	--
01/08	Detroit	--	--	--	--	--	--	--	--	--	--	--
TOTALS		5 / 6	0 / 3	2 / 3	0 / 0	2 / 4	0 / 2	1 / 3	0 / 3	0 / 2	0 / 16	10 / 42
		83.3%	0.0%	66.7%	0.0%	50.0%	0.0%	33.3%	0.0%	0.0%	0.0%	23.8%
		3RD & 1-3: 7 / 12 = 58.3%			3RD & 4-6: 2 / 6 = 33.3%			3RD & 7-10+: 1 / 24 = 4.2%				

# FOURTH-DOWN EFFICIENCY

2022 REGULAR SEASON FOURTH-DOWN EFFICIENCY													
PACKERS							OPPONENT						
Date	Opponent	4th & 1	4th & 2	4th & 3	4th & 4	4th & 5+	Total	4th & 1	4th & 2	4th & 3	4th & 4	4th & 5+	Total
09/11	at Minnesota	0 / 2	0 / 0	0 / 0	0 / 0	0 / 0	0 / 2	1 / 1	0 / 0	0 / 0	0 / 0	0 / 0	1 / 1
09/18	Chicago	0 / 0	0 / 0	0 / 0	0 / 0	0 / 0	0 / 0	0 / 1	0 / 0	0 / 0	0 / 0	0 / 0	0 / 1
09/25	at Tampa Bay	0 / 0	0 / 0	0 / 0	0 / 0	0 / 0	0 / 0	1 / 1	0 / 0	0 / 0	0 / 0	0 / 0	1 / 1
10/02	New England	1 / 1	0 / 0	0 / 0	0 / 0	0 / 0	1 / 1	0 / 0	0 / 0	0 / 0	0 / 0	0 / 0	0 / 0
10/09	N.Y. Giants	--	--	--	--	--	--	--	--	--	--	--	--
10/16	N.Y. Jets	--	--	--	--	--	--	--	--	--	--	--	--
10/23	at Washington	--	--	--	--	--	--	--	--	--	--	--	--
10/30	at Buffalo	--	--	--	--	--	--	--	--	--	--	--	--
11/06	at Detroit	--	--	--	--	--	--	--	--	--	--	--	--
11/13	Dallas	--	--	--	--	--	--	--	--	--	--	--	--
11/17	Tennessee	--	--	--	--	--	--	--	--	--	--	--	--
11/27	at Philadelphia	--	--	--	--	--	--	--	--	--	--	--	--
12/04	at Chicago	--	--	--	--	--	--	--	--	--	--	--	--
12/19	L.A. Rams	--	--	--	--	--	--	--	--	--	--	--	--
12/25	at Miami	--	--	--	--	--	--	--	--	--	--	--	--
01/01	Minnesota	--	--	--	--	--	--	--	--	--	--	--	--
01/08	Detroit	--	--	--	--	--	--	--	--	--	--	--	--
TOTALS		1 / 3	0 / 0	0 / 0	0 / 0	0 / 0	1 / 3	2 / 3	0 / 0	0 / 0	0 / 0	0 / 0	2 / 3
		33.3%	0.0%	0.0%	0.0%	0.0%	33.3%	66.7%	0.0%	0.0%	0.0%	0.0%	66.7%



# INSIDE THE 20

DATE	OPPONENT	OFFENSE	DEFENSE
09/11	at Minnesota	Downs TD - Run Downs	TD - Pass FG - 28 yards FG - 29 yards
09/18	Chicago	FG - 40 yards TD - Run TD - Pass TD - Pass FG - 28 yards	TD - Run Downs
09/25	at Tampa Bay	TD - Pass TD - Pass Fumble	TD - Pass
10/02	New England	TD - Run TD - Pass TD - Pass FG - 31 yards	FG - 37 yards TD - Run
10/09	N.Y. Giants	--	--
10/16	N.Y. Jets	--	--
10/23	at Washington	--	--
10/30	at Buffalo	--	--
11/06	at Detroit	--	--
11/13	Dallas	--	--
11/17	Tennessee	--	--
11/27	at Philadelphia	--	--
12/04	at Chicago	--	--
12/19	L.A. Rams	--	--
12/25	at Miami	--	--
01/01	Minnesota	--	--
01/08	Detroit	--	--

OFFENSE DEFENSE		
Inside the 20	15	8
Scores	12	7
Touchdowns	9	4
Field Goals	3	3
Total Points in 20	72	36
Fumbles	1	0
Interceptions	0	0
Missed Field Goals	0	0
Lost on Downs	2	1
End of Half/Game	0	0
TDs Outside	0	2
Red-Zone Percentage	60.0	50.0

# GOAL-TO-GO SITUATIONS

DATE	OPPONENT	OFFENSE	DEFENSE
09/11	at Minnesota	Lost on Downs	Field Goal - 29 yards
09/18	Chicago	NONE	Lost on Downs
09/25	at Tampa Bay	TD - Pass Fumble	TD - Pass
10/02	New England	NONE	TD - Run
10/09	N.Y. Giants	--	--
10/16	N.Y. Jets	--	--
10/23	at Washington	--	--
10/30	at Buffalo	--	--
11/06	at Detroit	--	--
11/13	Dallas	--	--
11/17	Tennessee	--	--
11/27	at Philadelphia	--	--
12/04	at Chicago	--	--
12/19	L.A. Rams	--	--
12/25	at Miami	--	--
01/01	Minnesota	--	--
01/08	Detroit	--	--

OFFENSE DEFENSE		
Goal-To-Go Situations	3	4
Scores	1	3
Touchdowns	1	2
Field Goals	0	1
Total Points	7	16
Fumbles	1	0
Interceptions	0	0
Missed Field Goals	0	0
Lost on Downs	1	1
End of Half/Game	0	0
Goal-to-Go Percentage	33.3	50.0



# BIG PLAYS OF 20+ YARDS

## 2022 REGULAR SEASON - BIG PLAYS OF 20+ YARDS

DATE	OPPONENT	QTR	PACKERS PLAYER	RUN	PASS	DOWN	RESULT	QTR	OPP. PLAYER	RUN	PASS	DOWN	RESULT
09/11	at Minnesota	2	Aaron Rodgers -> Robert Tonyan		23	1-10-GB 20	Downs	1	Kirk Cousins -> Justin Jefferson	20	3-5-MIN 39		TD
		2	Aaron Rodgers -> Aaron Jones		22	2-7-GB 46	Downs	1	Kirk Cousins -> Justin Jefferson	22	2-5-GB 36		TD
		3	Aaron Jones run	29		2-6-GB 29	TD	2	Kirk Cousins -> Justin Jefferson	64	1-10-MIN 23		FG
		4	Aaron Rodgers -> Romeo Doubs		23	2-19-GB 22	Punt	2	<b>Kirk Cousins -&gt; Justin Jefferson</b>	<b>361</b>	1-10-GB 36		TD
		4	Jordan Love -> Christian Watson		25	2-10-GB 48	Game	4	Kirk Cousins -> Adam Thielen	22	1-10-MIN 16		FG
09/18	Chicago							4	Kirk Cousins -> Justin Jefferson	21	3-7-MIN 41		FG
		1	Aaron Rodgers -> Sammy Watkins		24	1-10-CHI 38	TD	1	Justin Fields -> Equanimeous St. Brown	30	2-10-CHI 45		TD
		2	Aaron Rodgers -> Romeo Doubs		20	2-28-CHI 42	TD	4	David Montgomery run	28	2-20-CHI 25		Downs
		2	Aaron Rodgers -> Randall Cobb		20	2-7-CHI 34	TD	4	Khalil Herbert run	27	1-10-GB 47		Downs
		3	Aaron Jones run	36		1-10-GB 26	FUM						
09/25	at Tampa Bay	4	Aaron Rodgers -> Sammy Watkins		55	2-11-GB 12	FG						
		1	Aaron Rodgers -> Romeo Doubs		21	2-2-GB 46	TD	1	Tom Brady -> Breshad Perriman	24	1-10-TB 25		FG
		2	Aaron Rodgers -> Tyler Davis		23	3-1-TB 29	TD	4	Tom Brady -> Jaelon Darden	25	1-10-TB 25		Punt
		2	Aaron Rodgers -> Randall Cobb		40	1-10-GB 39	FUM						
		4	Aaron Rodgers -> Allen Lazard		26	2-4-GB 32	Punt						
10/02	New England	1	Aaron Rodgers -> Allen Lazard		24	1-10-GB 25	FUM	1	Brian Hoyer -> Nelson Agholor	27	2-4-GB 46		FG
		1	Aaron Jones run	20		2-5-GB 25	Punt	3	<b>Bailey Zappe -&gt; DeVante Parker</b>	<b>251</b>	1-15-GB 25		TD
		3	Aaron Rodgers -> Allen Lazard		32	3-10-GB 19	TD	4	Bailey Zappe -> Nelson Agholor	21	2-8-GB 30		TD
		3	<b>Aaron Rodgers -&gt; Robert Tonyan</b>		<b>201</b>	2-19-NE 20	TD						
		4	Aaron Rodgers -> Randall Cobb		24	3-6-GB 29	TD						
10/09	N.Y. Giants	5	Aaron Rodgers -> Allen Lazard		22	2-7-GB 13	FG						
10/16	N.Y. Jets												
10/23	at Washington												
10/30	at Buffalo												
11/06	at Detroit												
11/13	Dallas												
11/17	Tennessee												
11/27	at Philadelphia												
12/04	at Chicago												
12/19	L.A. Rams												
12/25	at Miami												
01/01	Minnesota												
01/08	Detroit												

TOTALS 20 - 529 (26.5), 1 TDS (3 RUNS, 0 TDS, 17 PASSES, 1 TD)

14 - 392 (28.0), 2 TDS (2 RUNS, 0 TDS, 12 PASSES, 2 TDS)

# BIG PLAYS: RUSH 10+, RECEPTIONS 20+, RETURNS 30+

DATE	OPPONENT	RUSHES				RECEPTIONS				RETURNS			
		GAIN	PLAYER	QTR	RESULT	GAIN	PLAYER	QTR	RESULT	GAIN	PLAYER	QTR	RESULT
09/11	at Minnesota	10	Aaron Jones	1	Punt	23	Robert Tonyan	2'	Downs				
		14	AJ Dillon	3	Fumble	22	Aaron Jones	2'	Downs				
		29	Aaron Jones	3'	TD	23	Romeo Doubs	4	Punt				
		11	AJ Dillon	3'	TD	25	Christian Watson	4	Game				
		11	Romeo Doubs	3	TD								
09/18	Chicago	15t	Aaron Jones	2	TD	24	Sammy Watkins	1	TD				
		14	Aaron Jones	2	TD	20	Romeo Doubs	2	TD				
		36	Aaron Jones	3'	Fumble	20	Randall Cobb	2	TD				
		11	AJ Dillon	3'	Fumble	55	Sammy Watkins	4	FG				
		18	Aaron Jones	4	FG								
09/25	at Tampa Bay	10	Aaron Jones	1	TD	21	Romeo Doubs	1	TD				
						23	Tyler Davis	2	TD				
						40	Randall Cobb	2	Fumble				
						26	Allen Lazard	4	Punt				
10/02	New England	20	Aaron Jones	1	Punt	24	Allen Lazard	1	Fumble	34	Amari Rodgers (KR)	2	Half
		10	Aaron Jones	1'	TD	32	Allen Lazard	3'	TD				
		10	Aaron Jones	2'	TD	20t	Robert Tonyan	3'	TD				
		15t	Christian Watson	2'	TD	24	Randall Cobb	4	TD				
		12	Aaron Jones	3'	TD	22	Allen Lazard	5	FG				
		17	Aaron Jones	3'	TD								
		13	AJ Dillon	4	TD								
10/09	N.Y. Giants	--	--	--	--	--	--	--	--	--	--	--	--
10/16	N.Y. Jets	--	--	--	--	--	--	--	--	--	--	--	--
10/23	at Washington	--	--	--	--	--	--	--	--	--	--	--	--
10/30	at Buffalo	--	--	--	--	--	--	--	--	--	--	--	--
11/06	at Detroit	--	--	--	--	--	--	--	--	--	--	--	--
11/13	Dallas	--	--	--	--	--	--	--	--	--	--	--	--
11/17	Tennessee	--	--	--	--	--	--	--	--	--	--	--	--
11/27	at Philadelphia	--	--	--	--	--	--	--	--	--	--	--	--
12/04	at Chicago	--	--	--	--	--	--	--	--	--	--	--	--
12/19	L.A. Rams	--	--	--	--	--	--	--	--	--	--	--	--
12/25	at Miami	--	--	--	--	--	--	--	--	--	--	--	--
01/01	Minnesota	--	--	--	--	--	--	--	--	--	--	--	--
01/08	Detroit	--	--	--	--	--	--	--	--	--	--	--	--

-- result within the same drive





# BIG-YARDAGE GAMES

## 2022 REGULAR SEASON BIG-YARDAGE GAMES

### 100-YARD PASS RECEIVERS

DATE	OPPONENT	PLAYER	REC.	YDS.	AVG.	LG	TD
10/2	vs. New England	Allen Lazard	6	116	19.3	32	0

### 100-YARD RUSHERS

DATE	OPPONENT	PLAYER	ATT.	YDS.	AVG.	LG	TD
9/18	vs. Chicago	Aaron Jones	15	132	8.8	36	1
10/2	vs. New England	Aaron Jones	16	110	6.9	20	0

## 2022 OPPONENTS BIG-YARDAGE GAMES

### 100-YARD PASS RECEIVERS

DATE	OPPONENT	PLAYER	REC.	YDS.	AVG.	LG	TD
9/11	at Minnesota	Justin Jefferson	9	184	20.4	64	2

### 100-YARD RUSHERS

DATE	OPPONENT	PLAYER	ATT.	YDS.	AVG.	LG	TD
9/18	vs. Chicago	David Montgomery	15	122	8.1	28	0



# COMPLETIONS BY DISTANCE

## 2022 REGULAR SEASON

DATE	OPPONENT	QUARTERBACK	LOSS	0-9	10-19	20-29	30-39	40-49	50+
09/11	at Minnesota	Love	--	--	3	1	--	--	--
		Rodgers	--	17	2	3	--	--	--
09/18	Chicago	Rodgers	1	11 (2)	3	3	--	--	1
09/25	at Tampa Bay	Rodgers	2	19 (2)	2	3	--	1	--
10/02	New England	Rodgers	--	10	6 (1)	4 (1)	1	--	--
10/09	N.Y. Giants	--	--	--	--	--	--	--	--
10/16	N.Y. Jets	--	--	--	--	--	--	--	--
10/23	at Washington	--	--	--	--	--	--	--	--
10/30	at Buffalo	--	--	--	--	--	--	--	--
11/06	at Detroit	--	--	--	--	--	--	--	--
11/13	Dallas	--	--	--	--	--	--	--	--
11/17	Tennessee	--	--	--	--	--	--	--	--
11/27	at Philadelphia	--	--	--	--	--	--	--	--
12/04	at Chicago	--	--	--	--	--	--	--	--
12/19	L.A. Rams	--	--	--	--	--	--	--	--
12/25	at Miami	--	--	--	--	--	--	--	--
01/01	Minnesota	--	--	--	--	--	--	--	--
01/08	Detroit	--	--	--	--	--	--	--	--
PLAYER TOTALS		Love	--	--	3	1	--	--	--
		Rodgers	3	57 (4)	13 (1)	13 (1)	1	1	1
TEAM TOTALS			3	57 (4)	16 (1)	14 (1)	1	1	1

# WEEKLY INDIVIDUAL STATISTICAL LEADERS

2022 REGULAR SEASON GREEN BAY PACKERS WEEK-BY-WEEK LEADERS (THROUGH WEEK 4)															
DATE	OPPONENT	SCORING		PASSING YARDS		CARRIES		RUSHING YARDS		RECEPTIONS		RECEIVING YARDS		TACKLES	
		PLAYER	NO.	PLAYER	NO.	PLAYER	NO.	PLAYER	NO.	PLAYER	NO.	PLAYER	NO.	PLAYER	NO.
09/11	at Vikings	A. Dillon	6	A. Rodgers	195	A. Dillon	10	A. Jones	49	A. Dillon	5	A. Dillon	46	D. Campbell	11
09/18	Bears	A. Jones	12	A. Rodgers	234	A. Dillon	18	A. Jones	132	C. Watson	3	S. Watkins	93	P. Smith	7
										R. Cobb A. Jones S. Watkins					
09/25	at Buccaneers	A. Lazard	6	A. Rodgers	255	A. Dillon	12	A. Jones	36	R. Doubs	8	R. Doubs	73	D. Campbell	14
		R. Doubs				A. Jones								D. Campbell	R. Douglas
10/02	Patriots	M. Crosby	9	A. Rodgers	251	A. Dillon	17	A. Jones	110	A. Lazard	6	A. Lazard	116	J. Reed	8
														D. Campbell	R. Ford
10/09	Giants	--	--	--	--	--	--	--	--	--	--	--	--	--	--
10/16	Jets	--	--	--	--	--	--	--	--	--	--	--	--	--	--
10/23	at Commanders	--	--	--	--	--	--	--	--	--	--	--	--	--	--
10/30	at Bills	--	--	--	--	--	--	--	--	--	--	--	--	--	--
11/06	at Lions	--	--	--	--	--	--	--	--	--	--	--	--	--	--
11/13	Cowboys	--	--	--	--	--	--	--	--	--	--	--	--	--	--
11/17	Titans	--	--	--	--	--	--	--	--	--	--	--	--	--	--
11/27	at Eagles	--	--	--	--	--	--	--	--	--	--	--	--	--	--
12/04	at Bears	--	--	--	--	--	--	--	--	--	--	--	--	--	--
12/19	Rams	--	--	--	--	--	--	--	--	--	--	--	--	--	--
12/25	at Dolphins	--	--	--	--	--	--	--	--	--	--	--	--	--	--
01/01	Vikings	--	--	--	--	--	--	--	--	--	--	--	--	--	--
01/08	Lions	--	--	--	--	--	--	--	--	--	--	--	--	--	--
MOST TIMES LED (INCLUDING TIES)		A. DILLON A. JONES A. LAZARD R. DOUBS M. CROSBY	1	A. RODGERS	4	A. DILLON	4	A. JONES	4	C. WATSON R. COBB A. JONES S. WATKINS A. DILLON R. DOUBS A. LAZARD	1	S. WATKINS	1	D. CAMPBELL	2
														D. CAMPBELL	2
														R. GARY	2

OPPONENTS															
DATE	OPPONENT	SCORING		PASSING YARDS		CARRIES		RUSHING YARDS		RECEPTIONS		RECEIVING YARDS		TACKLES	
		PLAYER	NO.	PLAYER	NO.	PLAYER	NO.	PLAYER	NO.	PLAYER	NO.	PLAYER	NO.	PLAYER	NO.
09/11	at Vikings	J. Jefferson	12	K. Cousins	277	D. Cook	20	D. Cook	90	J. Jefferson	9	J. Jefferson	184	J. Hicks	14
														J. Hicks	9
09/18	Bears	J. Fields	6	J. Fields	70	D. Montgomery	15	D. Montgomery	122	D. Montgomery	2	E. St. Brown	39	N. Morrow	11
						Montgomery				E. St. Brown				N. Morrow	J. Brisker
09/25	at Buccaneers	R. Gage Jr.	6	T. Brady	271	L. Fournette	12	L. Fournette	35	R. Gage Jr.	12	R. Gage Jr.	87	M. Edwards	13
		R. Suicop												M. Edwards	9
10/02	Patriots	D. Harris	6	B. Zappe	99	D. Harris	18	D. Harris	86	R. Stevenson	4	N. Agholor	46	J. Bentley	9
		D. Parker J. Jones N. Folk												A. Phillips	6
														D. McCourty	M. Judon
10/09	Giants	--	--	--	--	--	--	--	--	--	--	--	--	--	--
10/16	Jets	--	--	--	--	--	--	--	--	--	--	--	--	--	--
10/23	at Commanders	--	--	--	--	--	--	--	--	--	--	--	--	--	--
10/30	at Bills	--	--	--	--	--	--	--	--	--	--	--	--	--	--
11/06	at Lions	--	--	--	--	--	--	--	--	--	--	--	--	--	--
11/13	Cowboys	--	--	--	--	--	--	--	--	--	--	--	--	--	--
11/17	Titans	--	--	--	--	--	--	--	--	--	--	--	--	--	--
11/27	at Eagles	--	--	--	--	--	--	--	--	--	--	--	--	--	--
12/04	at Bears	--	--	--	--	--	--	--	--	--	--	--	--	--	--
12/19	Rams	--	--	--	--	--	--	--	--	--	--	--	--	--	--
12/25	at Dolphins	--	--	--	--	--	--	--	--	--	--	--	--	--	--
01/01	Vikings	--	--	--	--	--	--	--	--	--	--	--	--	--	--
01/08	Lions	--	--	--	--	--	--	--	--	--	--	--	--	--	--

# TURNOVER CHART

## 2022 REGULAR SEASON - DEFENSIVE TAKEAWAYS

DATE	OPPONENT	TAKEAWAY	QTR.	SCORE	YD-LINE	RESULT
09/11	at Minnesota	None				
09/18	Chicago	J. Alexander INT (J. Fields)	4	27-10	CHI-39	EOG
09/25	at Tampa Bay	D. Savage FR (O. Walker FF) J. Reed FR (K. Nixon FF)	2 3	14-3 14-3	GB-25 GB-49	Punt Punt
10/02	New England	R. Gary FR (R. Gary FF)	2	7-3	GB-31	INT
10/09	N.Y. Giants	--	--	--	--	--
10/16	N.Y. Jets	--	--	--	--	--
10/23	at Washington	--	--	--	--	--
10/30	at Buffalo	--	--	--	--	--
11/06	at Detroit	--	--	--	--	--
11/13	Dallas	--	--	--	--	--
11/17	Tennessee	--	--	--	--	--
11/27	at Philadelphia	--	--	--	--	--
12/04	at Chicago	--	--	--	--	--
12/19	L.A. Rams	--	--	--	--	--
12/25	at Miami	--	--	--	--	--
01/01	Minnesota	--	--	--	--	--
01/08	Detroit	--	--	--	--	--

## 2022 REGULAR SEASON - OFFENSIVE GIVEAWAYS

DATE	OPPONENT	TAKEAWAY	QTR.	SCORE	YD-LINE	RESULT
09/11	at Minnesota	A. Rodgers INT (H. Smith) A. Rodgers fumble (J. Hicks FF; D. Tomlinson FR)	2 3	0-17 0-17	MIN-30 GB-33	Punt FG
09/18	Chicago	A. Rodgers fumble (M. Pennel Jr. FR)	3	24-7	CHI-31	FG
09/25	at Tampa Bay	A. Jones fumble (V. Veazey FF; L. Ryan FR: touchback) A. Rodgers INT (L. Ryan)	2 3	14-3 14-3	TB-0 GB-47	Fumble FG
10/02	New England	R. Doubs fumble (J. Jones FF; J. Jones FR) A. Rodgers INT (J. Jones)	1 2	0-3 7-10	GB-49 GB-40	Punt TD
10/09	N.Y. Giants	--	--	--	--	--
10/16	N.Y. Jets	--	--	--	--	--
10/23	at Washington	--	--	--	--	--
10/30	at Buffalo	--	--	--	--	--
11/06	at Detroit	--	--	--	--	--
11/13	Dallas	--	--	--	--	--
11/17	Tennessee	--	--	--	--	--
11/27	at Philadelphia	--	--	--	--	--
12/04	at Chicago	--	--	--	--	--
12/19	L.A. Rams	--	--	--	--	--
12/25	at Miami	--	--	--	--	--
01/01	Minnesota	--	--	--	--	--
01/08	Detroit	--	--	--	--	--

## 2022 REGULAR SEASON - TURNOVERS

<b>Offense:</b>	7 Giveaways 16 Points (1 TD, 3 FG)	<b>Ratio</b> -3 (4 takes, 7 gives)
<b>Defense:</b>	4 Takeaways 0 Points (0 TD, 0 FG)	
<b>Special Teams:</b>	0 Giveaways 0 Points (0 TD, 0 FG)	<b>Points Off Turnovers Ratio</b> -16 (0 scored, 16 allowed)
	0 Takeaways 0 Points (0 TD, 0 FG)	

## TAKEAWAY/GIVEAWAY CHART

DATE	OPPONENT	GB +/- RATIO	GB TAKES	POINTS OFF TAKES	GB GIVES	POINTS OFF GIVES	POINTS OFF TO RATIO
09/11	at Minnesota	-2	0 (0 FUM, 0 INT)	0	2 (1 FUM, 1 INT)	3	-3
09/18	Chicago	0	1 (0 FUM, 1 INT)	0	1 (1 FUM, 0 INT)	3	-3
09/25	at Tampa Bay	0	2 (2 FUM, 0 INT)	0	2 (1 FUM, 1 INT)	3	-3
10/02	New England	-1	1 (1 FUM, 0 INT)	0	2 (1 FUM, 1 INT)	7	-7
10/09	N.Y. Giants	--	--	--	--	--	--
10/16	N.Y. Jets	--	--	--	--	--	--
10/23	at Washington	--	--	--	--	--	--
10/30	at Buffalo	--	--	--	--	--	--
11/06	at Detroit	--	--	--	--	--	--
11/13	Dallas	--	--	--	--	--	--
11/17	Tennessee	--	--	--	--	--	--
11/27	at Philadelphia	--	--	--	--	--	--
12/04	at Chicago	--	--	--	--	--	--
12/19	L.A. Rams	--	--	--	--	--	--
12/25	at Miami	--	--	--	--	--	--
01/01	Minnesota	--	--	--	--	--	--
01/08	Detroit	--	--	--	--	--	--
TOTALS		-3	4 (3 FUM, 1 INT)	0	7 (4 FUM, 3 INT)	16	-16

# INDIVIDUAL SINGLE-GAME HIGHS

## 2022 REGULAR SEASON PACKERS INDIVIDUAL SINGLE-GAME HIGHS

<b>Touchdowns</b>	2	Aaron Jones	vs. Bears	09/18	2	Justin Jefferson	at Vikings	09/11
<b>Passes Attempted</b>	35	Aaron Rodgers	vs. Patriots	10/02	42	Tom Brady	at Buccaneers	09/25
		Aaron Rodgers	at Buccaneers	09/25				
<b>Passes Completed</b>	27	Aaron Rodgers	at Buccaneers	09/25	31	Tom Brady	at Buccaneers	09/25
<b>Completion Percentage</b>	77.1	Aaron Rodgers	at Buccaneers	09/25	73.8	Tom Brady	at Buccaneers	09/25
<b>Passing Yards</b>	255	Aaron Rodgers	at Buccaneers	09/25	277	Kirk Cousins	at Vikings	09/11
<b>Yards Per Attempt</b>	13.0	Jordan Love	at Vikings	09/11	8.7	Kirk Cousins	at Vikings	09/11
<b>Touchdown Passes</b>	2	Aaron Rodgers	vs. Patriots	10/02	2	Kirk Cousins	at Vikings	09/11
		Aaron Rodgers	at Buccaneers	09/25				
		Aaron Rodgers	vs. Bears	09/18				
<b>Pass Receptions</b>	8	Romeo Doubs	at Buccaneers	09/25	12	Russell Gage Jr.	at Buccaneers	09/25
<b>Receiving Yards</b>	116	Allen Lazard	vs. Patriots	10/02	184	Justin Jefferson	at Vikings	09/11
<b>Touchdown Receptions</b>	1	Romeo Doubs	vs. Patriots	10/02	2	Justin Jefferson	at Vikings	09/11
		Robert Tonyan	vs. Patriots	10/02				
		Romeo Doubs	at Buccaneers	09/25				
		Allen Lazard	at Buccaneers	09/25				
		Aaron Jones	vs. Bears	09/18				
		Allen Lazard	vs. Bears	09/18				
<b>Rushing Yards</b>	132	Aaron Jones	vs. Bears	09/18	122	David Montgomery	vs. Bears	09/18
<b>Rushing Attempts</b>	18	AJ Dillon	vs. Bears	09/18	20	Daivon Cook	at Vikings	09/11
<b>Rushing Average</b>	8.8	Aaron Jones	vs. Bears	09/18	8.1	David Montgomery	vs. Bears	09/18
<b>Rushing Touchdowns</b>	1	Christian Watson	vs. Patriots	10/02	1	Damien Harris	vs. Patriots	10/02
		Aaron Jones	vs. Bears	09/18		Justin Fields	vs. Bears	09/18
		AJ Dillon	at Vikings	09/11				
<b>Yards From Scrimmage</b>	170	Aaron Jones	vs. Bears	09/18	184	Justin Jefferson	at Vikings	09/11
<b>Combined Net Yards</b>	170	Aaron Jones	vs. Bears	09/18	184	Justin Jefferson	at Vikings	09/11
<b>Interceptions Made</b>	1	Jaire Alexander	vs. Bears	09/18	1	Jack Jones	vs. Patriots	10/02
						Logan Ryan	at Buccaneers	09/25
						Harrison Smith	at Vikings	09/11
<b>Interceptions Thrown</b>	1	Aaron Rodgers	vs. Patriots	10/02	1	Justin Fields	vs. Bears	09/18
		Aaron Rodgers	at Buccaneers	09/25				
		Aaron Rodgers	at Vikings	09/11				
<b>INT Return Yards</b>					40	Jack Jones	vs. Patriots	10/02
<b>Tackles</b>	14	De Vondre Campbell	at Buccaneers	09/25	14	Jordan Hicks	at Vikings	09/11
<b>Sacks</b>	2.0	Rashan Gary	vs. Patriots	10/02	2.0	Trevis Gipson	vs. Bears	09/18
		Kenny Clark	at Buccaneers	09/25				
		Preston Smith	vs. Bears	09/18				
<b>Punts</b>	7	Pat O'Donnell	at Buccaneers	09/25	7	Jake Bailey	vs. Patriots	10/02
<b>Punts Inside the 20</b>	5	Pat O'Donnell	at Buccaneers	09/25	3	Ryan Wright	at Vikings	09/11
<b>Punting Average</b>	61.0	Pat O'Donnell	vs. Bears	09/18	49.5	Jake Camarda	at Buccaneers	09/25
						Trenton Gill	vs. Bears	09/18
<b>Punt Returns</b>	3	Amari Rodgers	vs. Bears	09/18	3	Jaelon Darden	at Buccaneers	09/25
<b>Punt Return Yards</b>	21	Amari Rodgers	at Buccaneers	09/25	49	Marcus Jones	vs. Patriots	10/02
<b>Kickoff Returns</b>	3	Amari Rodgers	vs. Patriots	10/02	4	Marcus Jones	vs. Patriots	10/02
						Trestan Ebner	vs. Bears	09/18
<b>Kickoff Return Yards</b>	66	Amari Rodgers	vs. Patriots	10/02	111	Marcus Jones	vs. Patriots	10/02
<b>Field Goals Attempted</b>	2	Mason Crosby	vs. Patriots	10/02	3	Greg Joseph	at Vikings	09/11
		Mason Crosby	vs. Bears	09/18				
<b>Field Goals Made</b>	2	Mason Crosby	vs. Patriots	10/02	3	Greg Joseph	at Vikings	09/11
		Mason Crosby	vs. Bears	09/18				

## 2022 REGULAR SEASON GREEN BAY PACKERS LONGEST PLAYS

<b>Run From Scrimmage</b>	36	Aaron Jones	vs. Bears	09/18	28	David Montgomery	vs. Bears	09/18
<b>Touchdown Run</b>	15	Christian Watson	vs. Patriots	10/02	5	Damien Harris	vs. Patriots	10/02
		Aaron Jones	vs. Bears	09/18				
<b>Passing Long</b>	55	Aaron Rodgers	vs. Bears	09/18	64	Kirk Cousins	at Vikings	09/11
<b>Touchdown Pass Long</b>	20	Aaron Rodgers	vs. Patriots	10/02	36	Kirk Cousins	at Vikings	09/11
<b>Pass Reception</b>	55	Sammy Watkins	vs. Bears	09/18	64	Justin Jefferson	at Vikings	09/11
<b>Touchdown Reception</b>	20	Robert Tonyan	vs. Patriots	10/02	36	Justin Jefferson	at Vikings	09/11
<b>Interception Return</b>					40	Jack Jones	vs. Patriots	10/02
<b>Longest INT Return for TD</b>					40	Jack Jones	vs. Patriots	10/02
<b>Longest Opponent's Fumble Return</b>	2	Darnell Savage	at Buccaneers	09/25				
<b>Punt Return</b>	20	Amari Rodgers	vs. Bears	09/18	29	Marcus Jones	vs. Patriots	10/02
<b>Kickoff Return</b>	34	Amari Rodgers	vs. Patriots	10/02				
<b>Punt</b>	72	Pat O'Donnell	vs. Bears	09/18	62	Jake Bailey	vs. Patriots	10/02
						Jake Camarda	at Buccaneers	09/25
<b>Field Goal</b>	40	Mason Crosby	vs. Bears	09/18	56	Greg Joseph	at Vikings	09/11
<b>Field Goal Attempt</b>	40	Mason Crosby	vs. Bears	09/18	56	Greg Joseph	at Vikings	09/11

# TEAM RECORD WHEN...

## PACKERS REGULAR SEASON RECORD WHEN...

CATEGORY	2022		CATEGORY	2022	
	SEASON	FROM 1992		SEASON	FROM 1992
	W-L-T	W-L-T		W-L-T	W-L-T
PACKERS AT HOME	2-0	185-55-2	ON SUNDAY NIGHT	1-0	34-15
PACKERS ON THE ROAD	1-1	124-119	ON THURSDAY NIGHT	0-0	14-10
PACKERS ON GRASS	3-0	254-102-2	ON MONDAY NIGHT	0-0	29-22
PACKERS ON ARTIFICIAL TURF	0-1	55-72	ON SATURDAY	0-0	6-1
PACKERS IN DOMES	0-0	44-43			
PACKERS OUTDOORS	0-0	251-126-2	KICKOFF AT 12:00 CDT	0-0	159-86-2
			KICKOFF AT 3:00/3:05/3:15/3:35 CDT	2-1	67-40
PACKERS SCORE FIRST	1-0	199-67-2			
OPPONENT SCORES FIRST	2-1	108-107	VS. NFC	2-1	234-127-2
			VS. OWN DIVISION OVERALL	1-1	134-66-2
PACKERS LEAD AFTER 1ST QUARTER	1-0	171-44-1	VS. OWN DIVISION AT HOME	1-0	78-21-2
PACKERS TRAIL AFTER 1ST QUARTER	2-1	65-84	VS. OWN DIVISION ON THE ROAD	0-1	56-45
PACKERS LEAD AT HALFTIME	2-0	238-42-2	VS. AFC	1-0	75-47
PACKERS TRAIL AT HALFTIME	1-1	56-113-1			
SCORE TIED AT HALFTIME	0-0	15-18	OPPONENTS HAVE 100-YARD RUSHER	1-0	54-56-1
PACKERS LEAD AFTER 3RD QUARTER	2-0	261-29-2	WITH A 300-YARD PASSER	0-0	85-41
PACKERS TRAIL AFTER 3RD QUARTER	0-1	31-137-1	VERSUS A 100-YARD RECEIVER	0-1	94-67-2
GAME GOES TO OVERTIME	1-0	12-9-2	VERSUS A 300-YARD PASSER	0-0	48-33-2
			WITH A 100-YARD RECEIVER	1-0	64-41
PACKERS HAVE 100-YARD RUSHER	2-0	85-20-1	OPPONENTS HAVE 100-YARD RECEIVER	0-1	39-47
PACKERS HAVE 300 NET PASSING YARDS	0-0	85-41			
PACKERS HAVE 100-YARD RECEIVER	1-0	146-58			

# THE LAST TIME

## BY PACKERS

## BY OPPONENT

### PASSING

* Never Has Happened *	500 YARDS PASSING	503 yards, Philip Rivers vs. San Diego, 10/18/15
45 att., Aaron Rodgers vs. L.A. Rams, 11/28/21	40+ PASS ATTEMPTS	42 att., Tom Brady @ Tampa Bay, 09/25/22
55 att., Aaron Rodgers @ Detroit, 12/29/19	50+ PASS ATTEMPTS	53 att., Mitchell Trubisky vs. Chicago, 12/15/19
429 yards, Aaron Rodgers vs. Oakland, 10/20/19	400 YARDS PASSING	463 yards, Dak Prescott @ Dallas, 10/06/19
341 yards, Aaron Rodgers vs. Chicago, 12/12/21	300 YARDS PASSING	302 yards, Matthew Stafford vs. L.A. Rams, 11/28/21
* Never Has Happened *	SEVEN TOUCHDOWN PASSES	* Never Has Happened *
6 tds, Aaron Rodgers (1, 4, 73, 40, 56, 18) vs. Chicago, 11/09/14	SIX TOUCHDOWN PASSES	6 tds, Tommy Kramer (23, 13, 36, 2, 17, 7) @ Minnesota, 09/28/86
5 tds, Aaron Rodgers vs. Oakland, 10/20/19	FIVE+ TOUCHDOWN PASSES	5 tds, Jameis Winston @ New Orleans, 09/12/21
5 tds, Aaron Rodgers: (21, 2, 37, 3, 74) vs. Oakland, 10/20/19	FIVE TOUCHDOWN PASSES	5 tds, Jameis Winston: (3, 1, 10, 8, 55) @ New Orleans, 09/12/21
4 tds, Aaron Rodgers: (2, 38, 23, 3) vs. Chicago, 12/12/21	FOUR TOUCHDOWN PASSES	4 tds, Kirk Cousins: (14, 3, 75, 22) vs. Minnesota, 09/16/18
3 tds, Aaron Rodgers: (11, 9, 1) vs. Cleveland, 12/25/21	THREE TOUCHDOWN PASSES	3 tds, Matthew Stafford: (79, 6, 54) vs. L.A. Rams, 11/28/21
* Never Has Happened *	SEVEN+ INTERCEPTIONS THROWN	* Never Has Happened *
6, Tom O'Malley vs. Detroit, 09/17/50	SIX INTERCEPTIONS THROWN	6, Don Horn vs. Denver, 09/26/71
5 ints, Brett Favre @ Cincinnati, 10/30/05	FIVE INTERCEPTIONS THROWN	5 ints, Russell Wilson vs. Seattle, 12/11/16
4 ints, Brett Favre vs. Chicago, 12/25/05	FOUR INTERCEPTIONS THROWN	4 ints, Baker Mayfield vs. Cleveland, 12/25/21
3 ints, Aaron Rodgers @ Carolina, 12/17/17	THREE INTERCEPTIONS THROWN	3 ints, Daniel Jones @ N.Y. Giants, 12/01/19
2 ints, Jordan Love @ Detroit, 01/09/22	TWO INTERCEPTIONS THROWN	2 ints, Justin Fields vs. Chicago, 12/12/21

### RUSHING

* Never Has Happened *	300 YARDS RUSHING	* Never Has Happened *
218 yards, Ahman Green vs. Denver, 12/28/03	200+ YARDS RUSHING	210 yards, Adrian Peterson vs. Minnesota, 12/02/12
218 yards, Ahman Green vs. Denver, 12/28/03	200 YARDS RUSHING	210 yards, Adrian Peterson vs. Minnesota, 12/02/12
168 yards, Aaron Jones vs. Detroit, 09/20/20	150-199 YARDS RUSHING	163 yards, Dalvin Cook vs. Minnesota, 11/01/20
110 yards, Aaron Jones vs. New England, 10/02/22	100 YARDS RUSHING	122 yards, David Montgomery vs. Chicago, 09/18/22
110 yards, Aaron Jones vs. New England, 10/02/22	100-149 YARDS RUSHING	122 yards, David Montgomery vs. Chicago, 09/18/22
106 yards/106 yards, DeShawn Wynn/Ryan Grant vs. Detroit, 12/28/08	TWO 100-YARD RUSHERS	149 yards/101 yards, Tony Dorsett/Robert Newhouse vs. Dallas, 11/12/78
* Never Has Happened *	FIVE TOUCHDOWNS RUSHING	* Never Has Happened *
4 tds, Aaron Jones: (18, 3, 5, 1) @ Dallas, 10/06/19	FOUR TOUCHDOWNS RUSHING	4 tds, DeAngelo Williams: (1, 1, 1, 1) vs. Carolina, 11/30/08
3 tds, Aaron Jones: (5, 1, 13) vs. Carolina, 11/10/19	THREE TOUCHDOWNS RUSHING	3 tds, Dalvin Cook: (21, 1, 1) vs. Minnesota, 11/01/20
2 tds, AJ Dillon: (4, 7) vs. Minnesota, 01/02/22	TWO TOUCHDOWNS RUSHING	2 tds, Tyler Huntley: (3, 8) @ Baltimore, 12/19/21
Brandon Jackson: (6, 4)/Ryan Grant: (3, 56) vs. Seattle, 12/27/09	TWO PLAYERS WITH TWO TD RUSHING	Tony Dorsett (9, 33)/Robert Newhouse (14, 3) vs. Dallas, 11/12/78
1 td, Edgar Bennett (3, 1, 13)/Reggie Cobb (9)/ Brett Favre (36) @ Chicago, 10/31/94	THREE PLAYERS WITH ONE TD RUSHING	1 td, Alfred Anderson (8)/Ted Brown (12)/Darrin Nelson (12) vs. Minnesota, 12/07/86
168 yards, Aaron Jones vs. Detroit, 09/20/20	150 YARDS RUSHING	163 yards, Dalvin Cook vs. Minnesota, 11/01/20
31 att., Ryan Grant vs. Indianapolis, 10/19/08	30+ RUSHING ATTEMPTS	30 att., Dalvin Cook vs. Minnesota, 11/01/20
73 yards, AJ Dillon vs. New England, 10/02/22	50-74 YARDS RUSHING	66 yards, Rhamondre Stevenson vs. New England, 10/02/22
110 yards, Aaron Jones vs. New England, 10/02/22	75+ YARDS RUSHING	86 yards, Damien Harris vs. New England, 10/02/22
31 att., Ryan Grant vs. Indianapolis, 10/19/08	30-39 RUSHING ATTEMPTS	30 att., Dalvin Cook vs. Minnesota, 11/01/20
* Never Has Happened *	40+ RUSHING ATTEMPTS	40 att., Shaun Alexander @ Seattle, 11/27/06
* Never Has Happened *	400 YARDS RUSHING (TEAM)	* Never Has Happened *
303 yards, Green Bay 37, Baltimore Colts 14 @ Green Bay, 10/18/53	300 YARDS RUSHING (TEAM)	313 yards, Dallas 42, Green Bay 14 @ Milwaukee, 11/12/78
203 yards, Green Bay 27, Chicago 10 vs. Chicago, 09/18/22	200 YARDS RUSHING (TEAM)	219 yards, Green Bay 24, Cleveland 22 vs. Cleveland, 12/25/21
203 yards, Green Bay 27, Chicago 10 vs. Chicago, 09/18/22	200-299 YARDS RUSHING (TEAM)	219 yards, Green Bay 24, Cleveland 22 vs. Cleveland, 12/25/21



# THE LAST TIME

203 yards, Green Bay 27, Chicago 10 vs. Chicago, 09/18/22	200+ YARDS RUSHING (TEAM)	219 yards, Green Bay 24, Cleveland 22 vs. Cleveland, 12/25/21
* Never Has Happened *	300+ YARDS RUSHING (TEAM)	* Never Has Happened *
RECEIVING		
123 yards/115 yards, Marquez Valdes-Scantling/Davante Adams @ Minnesota, 11/21/21	TWO 100-YARD RECEIVERS	109 yards/101 yards, Amon-Ra St. Brown/Kalif Raymond @ Detroit, 01/09/22
* Never Has Happened *	FIVE TOUCHDOWN RECEPTIONS	* Never Has Happened *
4 tds, Sterling Sharpe (1, 36, 30, 5) @ Dallas, 11/24/94	FOUR TOUCHDOWN RECEPTIONS	* Never Has Happened *
3 tds, Aaron Jones: (4, 1, 11) vs. Detroit, 09/20/21	THREE TOUCHDOWN RECEPTIONS	3 tds, Vincent Jackson: (23, 5, 29) @ San Diego, 11/06/11
2 tds, Allen Lazard: (1, 29) @ Detroit, 01/09/22	TWO TOUCHDOWN RECEPTIONS	2 tds, Justin Jefferson: (5, 36) @ Minnesota, 09/11/22
Randall Cobb: (22, 3)/Jordy Nelson: (3, 11) @ Chicago, 09/28/14	TWO PLAYERS WITH TWO TD RECEPTIONS	Hassan Jones (36, 17)/Steven Jordan (23, 2) @ Minnesota, 09/28/86
206 yards, Davante Adams @ Cincinnati, 10/10/21	150 YARDS RECEIVING	184 yards, Justin Jefferson @ Minnesota, 09/11/22
11, Davante Adams vs. Minnesota, 01/02/22	10 OR MORE RECEPTIONS	12, Russell Gage Jr. @ Tampa Bay, 09/25/22
116 yards, Allen Lazard vs. New England, 10/02/22	100-149 YARDS RECEIVING	109 yards/101 yards, Amon-Ra St. Brown/Kalif Raymond @ Detroit, 01/09/22
173 yards, Davante Adams @ San Francisco, 11/05/20	150-199 YARDS RECEIVING	184 yards, Justin Jefferson @ Minnesota, 09/11/22
206 yards, Davante Adams @ Cincinnati, 10/10/21	200-299 YARDS RECEIVING	226 yards, Amari Cooper @ Dallas, 10/06/19
* Never Has Happened *	300+ YARDS RECEIVING	* Never Has Happened *
COMBINED YARDS		
103 yards/344 yards, Aaron Jones/Aaron Rodgers @ Cincinnati, 10/10/21	100-YARD RUSHER AND 300-YARD PASSER	108 yards/307 yards, Christian McCaffrey/Kyle Allen vs. Carolina, 11/10/19
121 yards/341 yards, Davante Adams/Aaron Rodgers vs. Chicago, 12/12/21	100-YARD RECEIVER AND 300-YARD PASSER	169 yards/341 yards, Justin Jefferson/Kirk Cousins @ Minnesota, 11/21/21
110 yards/116 yards, Aaron Jones/Allen Lazard vs. New England, 10/02/22	100-YARD RUSHER AND 100-YARD RECEIVER	108 yards/120 yards, Christian McCaffrey/DJ Moore vs. Carolina, 11/10/19
103 yards/344 yards/206 yards, Aaron Jones/Aaron Rodgers Davante Adams @ Cincinnati, 10/10/21	100-YARD RUSHER, 300-YARD PASSER, 100-YARD RECEIVER	108 yards/307 yards/120 yards, Christian McCaffrey/Kyle Allen DJ Moore vs. Carolina, 11/10/19
132 yards/178/128 yards, James Starks/James Jones/Randall Cobb vs. Washington, 09/15/13	100-YARD RUSHER/TWO 100-YARD RECEIVERS	137 yards/116/102 yards, Rob Kelley/Pierre Garcon/Jamison Crowder @ Washington, 11/20/16
123/115 yards/385 yards, Marquez Valdes-Scantling/Davante Adams/Aaron Rodgers @ Minnesota, 11/21/21	TWO 100-YARD RECEIVERS/300-YARD PASSER	125/118 yards/334 yards, Allen Robinson II/Anthony Miller/Mitchell Trubisky vs. Chicago, 12/15/19
DEFENSE		
55 yards, Rasul Douglas: (5:09) (Shotgun) 1-J.Fields pass short left intended for 11-D.Mooney INTERCEPTED by 29-R.Douglas at GB 45, 29-R.Douglas for 55 yards, TOUCHDOWN. vs. Chicago, 12/12/21	INTERCEPTED PASS RETURNED FOR A TOUCHDOWN	40 yards, Jack Jones: (:22) (No Huddle, Shotgun) 12-A.Rodgers pass short right intended for 13-A.Lazard INTERCEPTED by 13-Ja.Jones at GB 40, 13-Ja.Jones for 40 yards, TOUCHDOWN. vs. New England, 10/02/22
14 yards, Preston Smith: (3:20) (Shotgun) 10-M.Trubisky sacked at CHI 11 for -7 yards (55-Z.Smith). FUMBLES (55-Z.Smith) [55-Z.Smith], RECOVERED by GB-91-P.Smith at CHI 14. 91-P.Smith for 14 yards, TOUCHDOWN. vs. Chicago, 11/29/20	FUMBLE RETURNED FOR A TOUCHDOWN	15 yards, Desmond Trufant: (14:17) (Shotgun) 12-A.Rodgers sacked at GB 21 for -9 yards (44-V.Beasley). FUMBLES (44-V.Beasley) [44-V.Beasley], RECOVERED by ATL-21-D.Trufant at GB 15, 21-D.Trufant for 15 yards, TOUCHDOWN. The Replay Official reviewed the backward pass ruling, and the play was Upheld. The ruling on the field stands. @ Atlanta, 09/17/17
Jaire Alexander: (11:43) 8-K.Cousins sacked in End Zone for -4 yards, SAFETY (23-J.Alexander), @ Minnesota, 09/13/20	SAFETY SCORED	Mark Barron: (2:54) 33-A.Jones up the middle tackled in End Zone for -1 yards, SAFETY (26-M.Barron), @ L.A. Rams, 10/28/18
Green Bay 17, Seattle 0 vs. Seattle, 11/14/21	SHUTOUT	Detroit 31, Green Bay 0 vs. Detroit, 12/30/18
5.0 sk, Vonnie Holliday vs. Buffalo, 12/22/02	FIVE+ SACK GAME	5.0 sk, Antwan Odom vs. Cincinnati, 09/20/09
* Never Has Happened *	SIX+ SACK GAME	* Never Has Happened *
5.0 sk, Vonnie Holliday vs. Buffalo, 12/22/02	FIVE-SACK GAME	5.0 sk, Antwan Odom vs. Cincinnati, 09/20/09
4.0 sk, Kabeer Gbaja-Biamila @ Chicago, 01/02/05	FOUR-SACK GAME	4.0 sk, Chris Clemons @ Seattle, 09/24/12
3.0 sk, Za'Darius Smith vs. Atlanta, 10/05/20	THREE-SACK GAME	3.0 sk, Ezekiel Ansah @ Detroit, 12/31/17
2.0 sk, Rashan Gary vs. New England, 10/02/22	TWO-SACK GAME	2.0 sk, Trevis Gipson vs. Chicago, 09/18/22
* Never Has Happened *	TWO INTERCEPTIONS BY TEAMMATES	Deltha O'Neal: (0, 21)/Odell Thurman: (0, 10) @ Cincinnati, 10/30/05
2 fr, Morgan Burnett @ Detroit, 11/28/13	TWO OPPONENT FUMBLE RECOVERIES	2 fr, Eric Kendricks @ Minnesota, 12/23/19
82t yards, Casey Hayward vs. Chicago, 11/09/14	70+ YARD INTERCEPTION RETURN	75t yards, William Jackson III vs. Cincinnati, 09/24/17
2 ints, Rasul Douglas vs. Cleveland, 12/25/21	TWO INTERCEPTIONS	2 ints, Harrison Smith vs. Minnesota, 12/23/17
3 ints, Tom Flynn vs. Detroit, 10/28/84	THREE INTERCEPTIONS	3 ints, Vencie Glenn @ Minnesota, 12/27/92



# THE LAST TIME

4 ints, Willie Buchanan @ San Diego, 09/24/78	FOUR INTERCEPTIONS	* Never Has Happened *
24 yards, Detroit 40, Green Bay 10 @ Detroit, 11/28/13	LESS THAN 25 RUSHING YARDS	16 yards, Green Bay 20, Tampa Bay 3 @ Tampa Bay, 12/21/14
43 yards, New Orleans 38, Green Bay 3 @ New Orleans, 09/12/21	LESS THAN 50 RUSHING YARDS	34 yards, Green Bay 14, Tampa Bay 12 @ Tampa Bay, 09/25/22
34 yards, Green Bay 14, Tampa Bay 12 @ Tampa Bay, 09/25/22	LESS THAN 100 RUSHING YARDS	67 yards, Green Bay 14, Tampa Bay 12 @ Tampa Bay, 09/25/22
* Never Has Happened *	LESS THAN 50 NET PASSING YARDS	48 yards, Green Bay 27, Chicago 10 vs. Chicago, 09/18/22
96 yards, Green Bay 24, Carolina 16 vs. Carolina, 12/19/20	LESS THAN 100 NET PASSING YARDS	48 yards, Green Bay 27, Chicago 10 vs. Chicago, 09/18/22
104 yards, Green Bay 27, New England 24 vs. New England, 10/02/22	LESS THAN 150 NET PASSING YARDS	96 yards, Green Bay 24, Carolina 16 vs. Carolina, 12/19/20
139 yards, Green Bay 23, Minnesota 10 @ Minnesota, 12/23/19	LESS THAN 150 YARDS NET OFFENSE	140 yards, Denver 29, Green Bay 10 @ Denver, 11/01/15
139 yards, Green Bay 23, Minnesota 10 @ Minnesota, 12/23/19	LESS THAN 200 YARDS NET OFFENSE	198 yards, San Francisco 37, Green Bay 8 @ San Francisco, 11/24/19
271 yards, Green Bay 27, New England 24 vs. New England, 10/02/22	LESS THAN 300 YARDS NET OFFENSE	229 yards, New Orleans 38, Green Bay 3 @ New Orleans, 09/12/21
4 to, Green Bay 24, Cleveland 22 vs. Cleveland, 12/25/21	FORCED THREE+ TURNOVERS	3 to, Detroit 37, Green Bay 30 @ Detroit, 01/09/22
4 to, Indianapolis 34, Green Bay 31 @ Indianapolis, 11/22/20	FORCED FOUR TURNOVERS	4 to, Green Bay 24, Cleveland 22 vs. Cleveland, 12/25/21
5 to, Baltimore 23, Green Bay 0 vs. Baltimore, 11/19/17	FORCED FIVE+ TURNOVERS	6 to, Green Bay 38, Seattle 10 vs. Seattle, 12/11/16
2 to, Green Bay 27, New England 24 vs. New England, 10/02/22	AT LEAST ONE TURNOVER	1 to, Green Bay 27, New England 24 vs. New England, 10/02/22
SPECIAL TEAMS		
108 yards, Randall Cobb: 6-T.Morstead kicks 73 yards from NO 35 to GB -8. 18-R.Cobb for 108 yards, TOUCHDOWN. vs. New Orleans, 09/08/11	KICKOFF RETURNED FOR A TOUCHDOWN	99 yards, Andre Roberts: 2-M.Crosby kicks 64 yards from GB 35 to NYJ 1. 19-A.Roberts for 99 yards, TOUCHDOWN. @ N.Y. Jets, 12/23/18
55 yards, Micah Hyde: (5:04) 6-S.Martin punts 45 yards to GB 45, Center-48-D.Muhlbach, 33-M.Hyde for 55 yards, TOUCHDOWN. vs. Detroit, 12/28/14	PUNT RETURNED FOR A TOUCHDOWN	97 yards, Jakeem Grant Sr.: (1:54) 7-C.Bojorquez punts 47 yards to CHI 3, Center-46-S.Wirtel. 17-J.Grant for 97 yards, TOUCHDOWN. vs. Chicago, 12/12/21
57 yards, Willie Buchanan (Chester Marcol, Kicker) @ New Orleans, 12/17/72	BLOCKED FIELD GOAL RETURNED FOR A TOUCHDOWN	Lamar King: (8:10) 8-R.Longwell 50 yard field goal is BLOCKED (92-L.King), Center-60-R.Davis, Holder-11-M.Hasselbeck, RECOVERED by SEA-24-S.Springs at SEA 59. 24-S.Springs for 61 yards, TOUCHDOWN. PENALTY on GB-11-M.Hasselbeck, Unsportsmanlike Conduct, 15 yards, enforced between downs, vs. Seattle, 11/01/99
Geronimo Allison: (7:33) 6-M.Wile punt is BLOCKED by 81-G.Allison, Center-47-K.McDermott, RECOVERED by GB-37-J.Jackson at MIN -1. TOUCHDOWN. vs. Minnesota, 09/16/18	BLOCKED PUNT RETURNED FOR A TOUCHDOWN	Bryan Braman: (5:35) 8-T.Masthay punt is BLOCKED by 50-B.Braman, Center-61-B.Goode, RECOVERED by HST-11-D.Posey at GB 0. TOUCHDOWN. @ Houston, 10/14/12
54 yards, Mason Crosby: (13:22) 2-M.Crosby 54 yard field goal is GOOD, Center-46-S.Wirtel, Holder-7-C.Bojorquez. @ Minnesota, 11/21/21	MADE FIELD GOAL OF 50 YARDS OR LONGER	56 yards, Greg Joseph: (9:51) 1-G.Joseph 56 yard field goal is GOOD, Center-42-A.DePaola, Holder-14-R.Wright. @ Minnesota, 09/11/22
37 yards, Mason Crosby: (10:48) 2-M.Crosby 37 yard field goal is BLOCKED (97-A.Okafor), Center-46-S.Wirtel, Holder-7-C.Bojorquez. RECOVERED by KC-91-D.Nnadi at KC 19. @ Kansas City, 11/07/21	BLOCKED FIELD GOAL	42 yards, Chris Blewitt: (11:26) 12-C.Blewitt 42 yard field goal is BLOCKED (93-T.Slatoni), Center-54-C.Cheeseman, Holder-5-T.Way. vs. Washington, 10/24/21
JK Scott: (12:17) 6-J.Scott punt is BLOCKED by 38-B.Howell, Center-43-H.Bradley, RECOVERED by HST-51-D.Cole at GB 32. PENALTY on GB-29-K.Hollman, Illegal Use of Hands, 10 yards, enforced at GB 32. @ Houston, 10/25/20	BLOCKED PUNT	Matt Wile: (7:33) 6-M.Wile punt is BLOCKED by 81-G.Allison, Center-47-K.McDermott, RECOVERED by GB-37-J.Jackson at MIN -1. TOUCHDOWN. vs. Minnesota, 09/16/18
Mason Crosby: 2-M.Crosby extra point is No Good, Wide Right, Center-46-S.Wirtel, Holder-7-C.Bojorquez. @ Detroit, 01/09/22	MISSED POINT AFTER TOUCHDOWN ATTEMPT	Chris Naggar: 8-C.Naggar extra point is No Good, Wide Right, Center-47-C.Hughlett, Holder-2-D.Colquitt. vs. Cleveland, 12/25/21
Dan Bailey [Tony Brown blocked]: 5-D.Bailey extra point is Blocked (28-T.Brown), Center-58-A.Cutting, Holder-2-B.Colquitt. vs. Minnesota, 09/15/19	POINT AFTER TOUCHDOWN ATTEMPT BLOCKED	Mason Crosby [Ra'Shede Hageman blocked]: 2-M.Crosby extra point is Blocked (77-R.Hageman), Center-61-B.Goode, Holder-8-T.Masthay. vs. Atlanta, 12/08/14
Jermaine Whitehead: 2-M.Crosby kicks onside 14 yards from GB 35 to GB 49. RECOVERED by GB-35-J.Whitehead. @ Detroit, 12/31/17	SUCCESSFUL ONSIDE KICK	Khalil Herbert: 2-C.Santos kicks onside 19 yards from CHI 35 to GB 46. RECOVERED by CHI-24-K.Herbert. vs. Chicago, 12/12/21
5 fg, Mason Crosby: (37, 40, 31, 48, 36) vs. Minnesota, 09/16/18	FIVE FIELD GOALS	5 fg, Matt Prater: (26, 22, 41, 51, 54) vs. Detroit, 10/14/19
* Never Has Happened *	SIX FIELD GOALS	* Never Has Happened *
54 yards, Mason Crosby: (13:22) 2-M.Crosby 54 yard field goal is GOOD, Center-46-S.Wirtel, Holder-7-C.Bojorquez. @ Minnesota, 11/21/21	50-59 YARD FIELD GOAL	56 yards, Greg Joseph: (6:52) 1-G.Joseph 29 yard field goal is GOOD, Center-42-A.DePaola, Holder-14-R.Wright. @ Minnesota, 09/11/22
4 fg, Mason Crosby: (44, 44, 22, 49) @ Cincinnati, 10/10/21	FOUR FIELD GOALS	4 fg, Rodrigo Blankenship: (37, 32, 43, 39) @ Indianapolis, 11/22/20

# THE LAST TIME

\* Never Has Happened \*

	60+ YARD FIELD GOAL	63 yards, David Akers: (:02) 2-D Akers 63 yard field goal is GOOD, Center-86-B.Jennings, Holder-4-A.Lee, vs. San Francisco, 09/09/12
3 fg, Mason Crosby: (:35, 36, 37) vs. Minnesota, 01/02/22	THREE FIELD GOALS	3 fg, Greg Joseph: (:28, 56, 29) @ Minnesota, 09/11/22
65 yards, Trevor Davis @ Cleveland, 12/10/17	50-69 YARD PUNT RETURN	62t yards, Devin Hester @ Chicago, 09/27/10
75t yards, Micah Hyde vs. Philadelphia, 11/16/14	70-89 YARD PUNT RETURN	73t yards, Jalen Reagor vs. Philadelphia, 12/06/20
63 yds, Pat O'Donnell @ Tampa Bay, 09/25/22	60-69 YARD PUNT	62 yds, Jake Bailey vs. New England, 10/02/22
93t yards, Micah Hyde @ Minnesota, 10/27/13	90+ YARD PUNT RETURN	97t yards, Jakeem Grant Sr. vs. Chicago, 12/12/21
72 yds, Pat O'Donnell vs. Chicago, 09/18/22	70+ YARD PUNT	73 yds, Jon Ryan @ Seattle, 09/24/12
64 yards, Jeff Janis vs. Chicago, 11/26/15	50-69 YARD KICKOFF RETURN	68 yards, Trenton Cannon @ San Francisco, 09/26/21
10 punts, Jon Ryan vs. New England, 11/19/06	PUNTED 10+ TIMES	10 punts, Chris Kluwe vs. Minnesota, 12/21/06
70 yards, Jeff Janis @ Minnesota, 11/22/15	70-89 YARD KICKOFF RETURN	71 yards, Jamal Agnew @ Detroit, 12/13/20
108t yards, Randall Cobb vs. New Orleans, 09/08/11	90+ YARD KICKOFF RETURN	99t yards, Andre Roberts @ N.Y. Jets, 12/23/18
<b>TEAM/MISCELLANEOUS</b>		
522 yards, Green Bay 522, Minnesota 382 @ Minnesota, 09/13/20	500 TOTAL YARDS OF OFFENSE	563 yards, Dallas 563, Green Bay 335 @ Dallas, 10/06/19
443 yards, Green Bay 443, New England 271 vs. New England, 10/02/22	400 TOTAL YARDS OF OFFENSE	404 yards, Detroit 404, Green Bay 378 @ Detroit, 01/09/22
<p>ST: (6:07) (No Huddle, Shotgun) M.Sanchez pass short right intended for B.Celek INTERCEPTED by J.Peppers at GB 48. J.Peppers for 52 yards, TOUCHDOWN. PENALTY on PHI-M.Sanchez, Low Block, 15 yards, enforced between downs ST: (10:49) (No Huddle, Shotgun) M.Sanchez FUMBLES (Aborted) at GB 39, RECOVERED by GB-C.Hayward at PHI 49. C.Hayward for 49 yards, TOUCHDOWN.DEF: (14:52) (Shotgun) A.Rodgers pass short left to E.Lacy for 32 yards, TOUCHDOWN.DEF: (2:04) L.Taylor and J.Tretter reported in as eligible. E.Lacy right tackle for 1 yard, TOUCHDOWN.DEF: (3:38) (Shotgun) A.Rodgers pass short right to D.Adams for 6 yards, TOUCHDOWN.DEF: (10:45) (No Huddle, Shotgun) A.Rodgers pass deep right to J.Nelson for 27 yards, TOUCHDOWN.OFF: (2:18) D.Jones punts 50 yards to GB 25, Center-J.Dorenbos. M.Hyde for 75 yards, TOUCHDOWN. PENALTY on GB, Unsportsmanlike Conduct, 15 yards, enforced between downs. vs. Philadelphia, 11/16/14</p> <p>TOUCHDOWN ON OFFENSE, DEFENSE AND SPECIAL TEAMS</p>		
Jordan Love: TWO-POINT CONVERSION ATTEMPT. 10-J.Love rushes right end. ATTEMPT SUCCEEDS. @ Detroit, 01/09/22	MADE TWO-POINT CONVERSION	Matthew Stafford: TWO-POINT CONVERSION ATTEMPT. 9-M.Stafford pass to 10-C.Kupp is complete. ATTEMPT SUCCEEDS. vs. L.A. Rams, 11/28/21
Jordan Love: (Pass formation) TWO-POINT CONVERSION ATTEMPT. 10-J.Love pass to 8-Am.Rodgers is incomplete. ATTEMPT FAILS. @ Detroit, 01/09/22	FAILED TWO-POINT CONVERSION	Tom Brady: TWO-POINT CONVERSION ATTEMPT. 12-T.Brady pass to 17-R.Gage is incomplete. ATTEMPT FAILS. @ Tampa Bay, 09/25/22
Green Bay 53, Philadelphia 20 vs. Philadelphia, 11/16/14	50 POINTS	New Orleans 51, Green Bay 29 @ New Orleans, 11/24/08
Green Bay 45, Chicago 30 vs. Chicago, 12/12/21	40 POINTS	Washington 42, Green Bay 24 @ Washington, 11/20/16
Green Bay 27, New England 24 vs. New England, 10/02/22	OVERTIME WIN	Indianapolis 34, Green Bay 31 @ Indianapolis, 11/22/20
Indianapolis 34, Green Bay 31 @ Indianapolis, 11/22/20	OVERTIME LOSS	Green Bay 27, New England 24 vs. New England, 10/02/22
Minnesota 29, Green Bay 29 vs. Minnesota, 09/16/18	OVERTIME TIE	Minnesota 29, Green Bay 29 vs. Minnesota, 09/16/18
Green Bay 21, Carolina 0 vs. Carolina, 10/19/14	20 FIRST-QUARTER POINTS	Tennessee 21, Green Bay 0 @ Tennessee, 11/13/16
Green Bay 21, Chicago 0 vs. Chicago, 09/18/22	20 SECOND-QUARTER POINTS	Chicago 24, Green Bay 21 vs. Chicago, 12/12/21
Green Bay 20, Minnesota 0 @ Minnesota, 10/23/11	20 THIRD-QUARTER POINTS	Arizona 21, Green Bay 8 @ Arizona, 12/27/15
Green Bay 21, Chicago 3 vs. Chicago, 09/09/18	20 FOURTH-QUARTER POINTS	Minnesota 24, Green Bay 14 @ Minnesota, 09/13/20
Green Bay 17, Seattle 0 vs. Seattle, 11/14/21	SHUTOUT AT HOME	Detroit 31, Green Bay 0 vs. Detroit, 12/30/18
Green Bay 9, N.Y. Jets 0 @ N.Y. Jets, 10/31/10	SHUTOUT ON THE ROAD	* Never Has Happened *
Green Bay 27, New England 24 vs. New England, 10/02/22	OVERTIME WIN AT HOME	Miami 23, Green Bay 20 vs. Miami, 10/17/10
Green Bay 25, Cincinnati 22 @ Cincinnati, 10/10/21	OVERTIME WIN ON THE ROAD	Indianapolis 34, Green Bay 31 @ Indianapolis, 11/22/20
12 pen, Green Bay 31, Detroit 24 @ Detroit, 12/13/20	10 PENALTIES	11 pen, Green Bay 34, Dallas 24 @ Dallas, 10/06/19
3 td, Green Bay 27, New England 24 (13:05) C.Watson right end for 15 yards, TOUCHDOWN. (9:24) (Shotgun) A.Rodgers pass deep middle to R.Tonyan for 20 yards, TOUCHDOWN. (6:17) (Shotgun) A.Rodgers pass short right to R.Doubs for 13 yards, TOUCHDOWN. vs. New England, 10/02/22	THREE TOTAL TOUCHDOWNS	3 td, Green Bay 27, New England 24 (:22) (No Huddle, Shotgun) A.Rodgers pass short right intended for A.Lazard INTERCEPTED by Ja.Jones at GB 40. Ja.Jones for 40 yards, TOUCHDOWN. (4:59) B.Zappe pass short right to D.Parker for 25 yards, TOUCHDOWN. (11:19) M.Cannon reported in as eligible. D.Harris left tackle for 5 yards, TOUCHDOWN. vs. New England, 10/02/22
0 pen, Detroit 37, Green Bay 30 @ Detroit, 01/09/22	NO PENALTIES	0 pen, Tampa Bay 38, Green Bay 10 @ Tampa Bay, 10/18/20

# THE LAST TIME

0 to, Green Bay 37, Minnesota 10 vs. Minnesota, 01/02/22

NO TURNOVERS

0 to, Minnesota 23, Green Bay 7 @ Minnesota, 09/11/22

4 td, Detroit 37, Green Bay 30  
(7:46) (Shotgun) A.Rodgers pass short right to A.Lazard for 1 yard, TOUCHDOWN.  
(2:41) A.Rodgers pass deep left to A.Lazard for 29 yards, TOUCHDOWN.  
(14:16) (Shotgun) P.Taylor right tackle for 1 yard, TOUCHDOWN.  
(5:01) (Shotgun) J.Love pass short left to J.Degura for 62 yards, TOUCHDOWN. @ Detroit, 01/09/22

FOUR TOTAL TOUCHDOWNS

4 td, Detroit 37, Green Bay 30  
(1:41) T.Kennedy pass deep right to K.Raymond for 75 yards, TOUCHDOWN.  
(7:03) (Shotgun) J.Goff pass short right to A.St. Brown for 2 yards, TOUCHDOWN.  
(12:59) (Shotgun) J.Goff pass short right to B.Wright for 36 yards, TOUCHDOWN.  
(2:00) D.Swift left tackle for 14 yards, TOUCHDOWN. @ Detroit, 01/09/22

41:16 TOP, Green Bay 43, Minnesota 34 @ Minnesota, 09/13/20

OVER 40:00 TIME OF POSSESSION (NON-OT)

40:26 TOP, Detroit 40, Green Bay 10 @ Detroit, 11/28/13

vs. Minnesota, 01/02/22

NO SACKS/NO INTERCEPTIONS ALLOWED

@ New Orleans, 09/12/21

(7, 7, 14, 7 Points), Green Bay 35, Detroit 17 vs. Detroit, 09/20/21

SCORE TOUCHDOWN IN EACH QUARTER

(7, 10, 7, 13 Points), Detroit 37, Green Bay 30 @ Detroit, 01/09/22

31 (first half), Green Bay 34, Detroit 27 vs. Detroit, 09/25/16

30 ONE-HALF POINTS

35 (first half), Tennessee 47, Green Bay 25 @ Tennessee, 11/13/16

Green Bay 37, Minnesota 10 vs. Minnesota, 01/02/22

WON GAME BY 20+ POINTS

New Orleans 38, Green Bay 3 @ New Orleans, 09/12/21



# TRANSACTIONS BY DATE

DATE	POS.	PLAYER	TRANSACTION
10/1	T	Caleb Jones	Placed on non-football illness list
10/1	CB	Kiondre Thomas	Elevated from the practice squad to the active roster for gameday
9/28	CB	Corey Ballentine	Signed to practice squad
9/24	RB	Patrick Taylor	Signed to active roster from practice squad
9/24	WR	Sammy Watkins	Placed on injured reserve
9/24	WR	Juwann Winfree	Elevated from the practice squad to the active roster for gameday
9/22	S	Mike Brown	Released from practice squad
9/22	WR	Travis Fulgham	Signed to practice squad
9/20	WR	Travis Fulgham	Released from practice squad
9/20	LB	DQ Thomas	Signed to practice squad
9/17	RB	Patrick Taylor	Elevated from the practice squad to the active roster for gameday
9/14	S	Mike Brown	Signed to practice squad
9/13	LB	Krys Barnes	Placed on injured reserve
9/13	T	Caleb Jones	Signed to active roster from practice squad
9/11	S	Micah Abernathy	Elevated from the practice squad to the active roster for gameday
9/11	WR	Juwann Winfree	Elevated from the practice squad to the active roster for gameday
9/5	K	Ramiz Ahmed	Signed to practice squad
9/2	S	Micah Abernathy	Signed to practice squad
9/2	CB	Rico Gafford	Released from practice squad
9/1	TE	Shaun Beyer	Signed to practice squad
9/1	CB	Benjie Franklin	Signed to practice squad
9/1	WR	Juwann Winfree	Signed to practice squad
8/31	S	Micah Abernathy	Released
8/31	QB	Danny Eting	Signed to practice squad
8/31	S	Rudy Ford	Signed
8/31	WR	Travis Fulgham	Signed to practice squad
8/31	RB	Tyler Goodson	Signed to practice squad
8/31	LB	La'Darius Hamilton	Signed to practice squad
8/31	DL	Jack Heflin	Signed to practice squad
8/31	T	Caleb Jones	Signed to practice squad
8/31	LB	Kobe Jones	Signed to practice squad
8/31	DL	Chris Slayton	Signed to practice squad
8/31	RB	Patrick Taylor	Signed to practice squad
8/31	CB	Kiondre Thomas	Signed to practice squad
8/30	K	Ramiz Ahmed	Released
8/30	TE	Nate Becker	Waived/Injured
8/30	DL	Akial Byers	Waived/Injured
8/30	TE	Sal Cannella	Released
8/30	S	De'Vante Cross	Released
8/30	S	Shawn Davis	Waived/Injured
8/30	CB	Kabion Ento	Released
8/30	QB	Danny Eting	Released
8/30	WR	Travis Fulgham	Released
8/30	CB	Rico Gafford	Released
8/30	S	Innis Gaines	Waived/Injured
8/30	RB	Tyler Goodson	Released
8/30	LB	La'Darius Hamilton	Released
8/30	DL	Jack Heflin	Released
8/30	WR	Ishmael Hyman	Waived/Injured
8/30	T	Caleb Jones	Released
8/30	LB	Kobe Jones	Released
8/30	TE	Alizé Mack	Waived/Injured
8/30	C	Michal Menet	Released
8/30	DL	Chris Slayton	Released
8/30	RB	Patrick Taylor	Released
8/30	CB	Kiondre Thomas	Released
8/30	LB	Ray Wilborn	Released
8/30	RB	Dexter Williams	Released
8/30	WR	Juwann Winfree	Released
8/28	LB	Ty Summers	Released
8/23	WR	Danny Davis	Released
8/23	RB	Kylin Hill	Placed on reserve/PUP list
8/23	S	Vernon Scott	Released
8/18	WR	Travis Fulgham	Claimed off waivers from the Denver Broncos
8/17	S	De'Vante Cross	Signed
8/17	WR	Malik Taylor	Released
8/16	RB	BJ Baylor	Released
8/16	TE	Nate Becker	Claimed off waivers from the Carolina Panthers
8/16	LB	Ellis Brooks	Released
8/16	TE	Dominique Dafney	Released
8/16	G	George Moore	Released
8/16	LB	Randy Ramsey	Released
8/15	C	Cole Schneider	Released
8/15	CB	Donte Vaughn	Released
8/14	K	Ramiz Ahmed	Signed
8/14	K	Gabe Brkic	Released
8/10	S	Micah Abernathy	Signed

8/10	WR	Osirus Mitchell	Released
8/10	RB	Dexter Williams	Signed
8/10	LS	Steven Wirtel	Released
7/28	WR	Ishmael Hyman	Signed
7/27	LB	Caliph Brice	Released
7/26	C	Ty Clary	Signed
7/26	WR	Osirus Mitchell	Signed
7/26	DL	Hauati Pututau	Released
7/26	S	Tre Sterling	Released
7/26	CB	Raleigh Texada	Released
7/26	CB	Donte Vaughn	Signed
7/25	S	Dallin Leavitt	Signed
7/22	TE	Eli Wolf	Released
7/21	TE	Sal Cannella	Signed
7/20	WR	Christian Watson	Signed
6/17	QB	Kurt Benkert	Released
6/14	K	Gabe Brkic	Claimed off waivers from the Minnesota Vikings
6/14	K	Dominik Eberle	Released
6/13	WR	Allen Lazard	Re-signed
5/26	WR	Romeo Doubs	Signed
5/26	OL	Zach Tom	Signed
5/25	DL	Chris Slayton	Claimed off waivers from San Francisco
5/20	K	JJ Molson	Released
5/18	CB	Jaire Alexander	Signed contract extension
5/18	LS	Jack Coco	Signed
5/18	T	Yosh Nijman	Re-signed
5/18	T	Jahmir Johnson	Released
5/12	WR	Chris Blair	Released
5/12	TE	Eli Wolf	Claimed off waivers from the Indianapolis Colts
5/9	LB	Kobe Jones	Signed
5/9	T	Rasheed Walker	Signed
5/6	RB	BJ Baylor	Signed
5/6	LB	Caliph Brice	Signed
5/6	LB	Ellis Brooks	Signed
5/6	DL	Akial Byers	Signed
5/6	S	Tariq Carpenter	Signed
5/6	WR	Danny Davis	Signed
5/6	LB	Kingsley Enagbare	Signed
5/6	DL	Jonathan Ford	Signed
5/6	RB	Tyler Goodson	Signed
5/6	T	Jahmir Johnson	Signed
5/6	T	Caleb Jones	Signed
5/6	LB	Chauncey Manac	Signed
5/6	G	George Moore	Signed
5/6	DL	Hauati Pututau	Signed
5/6	T/G	Sean Rhyhan	Signed
5/6	C	Cole Schneider	Signed
5/6	S	Tre Sterling	Signed
5/6	CB	Raleigh Texada	Signed
5/6	WR	Samori Toure	Signed
5/6	LB	Quay Walker	Signed
5/6	DL	Devonte Wyatt	Signed
4/14	WR	Sammy Watkins	Signed
3/26	CB	Keisean Nixon	Signed
3/23	DL	Jarran Reed	Signed
3/21	CB	Rasul Douglas	Re-signed
3/21	TE	Robert Tonyan	Re-signed
3/18	WR	Davante Adams	Traded to the Las Vegas Raiders in exchange for a 2022 first round pick and a second round pick
3/18	P	Pat O'Donnell	Signed
3/17	LB	De'Vondre Campbell	Re-signed
3/15	QB	Aaron Rodgers	Signed contract extension
3/14	LB	Preston Smith	Signed contract extension
3/14	LB	Za'Darius Smith	Released
3/14	G/T	Billy Turner	Released
2/22	K	Dominik Eberle	Signed
2/7	TE	Alizé Mack	Signed
1/27	DL	Jack Heflin	Signed
1/26	WR	Rico Gafford	Signed
1/26	CB	Kiondre Thomas	Signed
1/25	QB	Kurt Benkert	Signed
1/25	WR	Chris Blair	Signed
1/25	CB	Kabion Ento	Signed
1/25	QB	Danny Eting	Signed
1/25	S	Innis Gaines	Signed
1/25	LB	La'Darius Hamilton	Signed
1/25	C	Michal Menet	Signed
1/25	K	JJ Molson	Signed
1/25	T/G	Cole Van Lanen	Signed
1/25	LB	Ray Wilborn	Signed

## TRANSACTIONS BY PLAYER

### Abernathy, Micah - S

8/10/22 Signed  
8/31/22 Released  
9/2/22 Signed to practice squad  
9/11/22 Elevated from the practice squad to the active roster for gameday

### Ahmed, Ramiz - K

8/14/22 Signed  
8/30/22 Released  
9/5/22 Signed to practice squad

### Alexander, Jaire - CB

5/18/22 Signed contract extension

### Ballentine, Corey - CB

9/28/22 Signed to practice squad

### Barnes, Krys - LB

9/13/22 Placed on injured reserve

### Beyer, Shaun - TE

9/1/22 Signed to practice squad

### Brown, Mike - S

9/14/22 Signed to practice squad  
9/22/22 Released from practice squad

### Campbell, De'Vondre - LB

3/17/22 Re-signed

### Carpenter, Tariq - S

5/6/22 Signed

### Coco Jack - LS

5/18/22 Signed

### Doubs, Romeo - WR

5/26/22 Signed

### Douglas, Rasul - CB

3/21/22 Re-signed

### Enagbare, Kingsley - LB

5/6/22 Signed

### Etling, Danny - QB

1/25/22 Signed  
8/30/22 Released  
8/31/22 Signed to practice squad

### Franklin, Benjie - CB

9/1/22 Signed to practice squad

### Ford, Jonathan - DL

5/6/22 Signed

### Ford, Rudy - S

8/31/22 Signed

### Fulgham, Travis - WR

8/18/22 Claimed off waivers from Denver Broncos  
8/30/22 Released  
8/31/22 Signed to practice squad  
9/20/22 Released from practice squad  
9/22/22 Signed to practice squad

### Goodson, Tyler - RB

5/6/22 Signed  
8/30/22 Released  
8/31/22 Signed to practice squad

### Hamilton, La'Darius - LB

1/25/22 Signed  
8/30/22 Released  
8/31/22 Signed to practice squad

### Heflin, Jack - DL

1/21/22 Released  
1/27/22 Signed  
8/30/22 Released  
8/31/22 Signed to practice squad

### Hill, Kylin - RB

8/23/22 Placed on reserve/PUP

### Jones, Caleb - T

5/6/22 Signed  
8/30/22 Released  
8/31/22 Signed to practice squad  
9/13/22 Signed to active roster from practice squad  
10/1/22 Placed on non-football illness list

### Jones, Kobe - LB

5/9/22 Signed  
8/30/22 Released  
8/31/22 Signed to practice squad

### Lazard, Allen - WR

6/13/22 Re-signed

### Leavitt, Dallin - S

7/25/22 Signed

### Nijman, Yosh - T

5/18/22 Re-signed

### Nixon, Keisean - CB

3/26/22 Signed

### O'Donnell, Pat - P

3/18/22 Signed

### Reed, Jarran - DL

3/23/22 Signed

### Rhyan, Sean - T/G

5/6/22 Signed

### Rodgers, Aaron - QB

3/15/22 Signed contract extension

### Slayton, Chris - DL

5/25/22 Claimed off waivers from San Francisco 49ers  
8/30/22 Released  
8/31/22 Signed to practice squad

### Smith, Preston - LB

3/14/22 Signed contract extension

### Taylor, Patrick - RB

8/30/22 Released  
8/31/22 Signed to practice squad  
9/17/22 Elevated from the practice squad to the active roster for gameday  
9/24/22 Signed to active roster from practice squad

### Thomas, D.Q. - LB

9/20/22 Signed to practice squad

### Thomas, Kiondre - CB

1/26/22 Signed  
8/30/22 Released  
8/31/22 Signed to practice squad  
10/1/22 Elevated from the practice squad to the active roster for gameday

### Tom, Zach - OL

5/26/22 Signed

### Tonyan, Robert - TE

3/21/22 Re-signed

### Toure, Samori - WR

5/6/22 Signed

### Walker, Quay - LB

5/6/22 Signed

### Walker, Rasheed - T

5/9/22 Signed

### Watkins, Sammy - WR

4/14/22 Signed  
9/24/22 Placed on injured reserve

### Watson, Christian - WR

7/20/22 Signed

### Wilson, Eric - LB

10/4/22 Signed off New Orleans practice squad

### Winfree, Juwann - WR

8/30/22 Released  
9/1/22 Signed to practice squad  
9/11/22 Elevated from the practice squad to the active roster for gameday  
9/24/22 Elevated from the practice squad to the active roster for gameday

### Wyatt, Devonte - DL

5/6/22 Signed



# GAME SUMMARIES



# GAME SUMMARY [LAST MATCHUP]



31

**2019 WEEK 13**  
**Green Bay Packers 31, New York Giants 13**  
**75,950** **MetLife Stadium** **Dec 1, 2019**



13

Green Bay Packers	14	3	0	14	—	31
New York Giants	7	3	3	0	—	13

## New York Giants Starters

OFFENSE			DEFENSE		
WR	3	S. Shepard	LB	59	L. Carter
WR	86	D. Slayton	LB	44	M. Golden
WR	18	D. Scott	LB	55	D. Mayo
G	71	W. Hernandez	LB	47	A. Ogletree
G	70	K. Zeitle	CB	27	D. Baker
C	75	J. Halapio	CB	20	J. Jenkins
TE	82	K. Smith	CB	20	J. Love
T	74	M. Remmers	S	41	A. Bethea
T	76	N. Solder			
QB	8	D. Jones			
RB	26	S. Barkley			

## Green Bay Packers Starters

OFFENSE			DEFENSE		
WR	17	D. Adams	LB	50	B. Martinez
WR	16	J. Kumerow	LB	91	P. Smith
TE	89	M. Lewis	LB	55	Z. Smith
LG	74	E. Jenkins	CB	23	J. Alexander
C	63	C. Linsley	CB	20	K. King
RT	69	D. Bakhtiari	CB	38	T. Williams
RT	75	B. Bulaga	S	31	A. Amos
QB	12	A. Rodgers	S	39	I. Campbell
RB	33	A. Jones	S	26	D. Savage
FB	45	D. Vitale			

## SCORING DRIVES

TEAM	QTR	TIME	SCORING PLAY	GB	NYG
Packers	1	08:43	D.Adams 8 yd. pass from A.Rodgers (M.Crosby kick) (7-72, 3:54)	7	0
Giants	1	03:16	S.Shepard 18 yd. pass from D.Jones (A.Rosas kick) (11-71, 5:27)	7	7
Packers	1	01:15	A.Lazard 37 yd. pass from A.Rodgers (M.Crosby kick) (5-66, 2:01)	14	7
Packers	2	12:02	M.Crosby 47 yd. Field Goal (7-24, 2:36)	17	7
Giants	2	02:31	A.Rosas 27 yd. Field Goal (18-66, 9:31)	17	10
Giants	3	06:37	A.Rosas 45 yd. Field Goal (10-52, 5:11)	17	13
Packers	4	14:22	D.Adams 17 yd. pass from A.Rodgers (M.Crosby kick) (14-75, 7:15)	24	13
Packers	4	07:05	M.Lewis 1 yd. pass from A.Rodgers (M.Crosby kick) (8-38, 3:55)	31	13

## GREEN BAY PACKERS

PASSING	ATT	CP	YDS	SK	YD	TD	LG	INT	RTG
Aaron Rodgers	33	21	243	0/0	4	43	0	125.4	
TOTAL	33	21	243	0/0	4	43	0	125.4	

RUSHING	ATT	YDS	AVG	LG	TD
Jamaal Williams	10	41	4.1	9	0
Aaron Rodgers	3	24	8.0	15	0
Aaron Jones	11	18	1.6	9	0
Tim Boyle	2	-4	-2.0	-1	0
TOTAL	26	79	3.0	15	0

RECEIVING	NO	YDS	AVG	LG	TD
Davante Adams	6	64	10.7	25	2
Jamaal Williams	4	26	6.5	10	0
Aaron Jones	4	13	3.3	7	0
Allen Lazard	3	103	34.3	43	1
Geronimo Allison	2	20	10.0	15	0
Jimmy Graham	1	16	16.0	16	0
Marcedes Lewis	1	1	1.0	11	1
TOTAL	21	243	11.6	43	4

TOP DEFENSE	TOT	SOLO	AST	SCK	YDS	INT
Blake Martinez	10	7	3	0.0	0.0	0
Adrian Amos	6	5	1	0.0	0.0	0
Kenny Clark	6	4	2	0.0	0.0	0

FIELD GOALS	FGM/FGA	PERCENT	RESULTS
Mason Crosby	1-1	100.0	(47)
TOTAL	1-1	100.0	

## NEW YORK GIANTS

PASSING	ATT	CP	YDS	SK	YD	TD	LG	INT	RTG
Daniel Jones	37	20	240	0/0	1	43	3	49.4	
TOTAL	37	20	240	0/0	1	43	3	49.4	

RUSHING	ATT	YDS	AVG	LG	TD
Saquon Barkley	19	83	4.4	16	0
Daniel Jones	5	6	1.2	6	0
Javorius Allen	1	4	4.0	4	0
Eli Penny	2	2	1.0	2	0
TOTAL	27	95	3.5	16	0

RECEIVING	NO	YDS	AVG	LG	TD
Kaden Smith	6	70	11.7	32	0
Darius Slayton	6	44	7.3	13	0
Sterling Shepard	3	40	13.3	181	1
Saquon Barkley	3	32	10.7	27	0
Cody Latimer	1	43	43.0	43	0
Da'Mari Scott	1	11	11.0	11	0
TOTAL	20	240	12.0	43	1

TOP DEFENSE	TOT	SOLO	AST	SCK	YDS	INT
Alec Ogletree	9	5	4	0.0	0.0	0
Markus Golden	8	4	4	0.0	0.0	0
Julian Love	7	4	3	0.0	0.0	0

FIELD GOALS	FGM/FGA	PERCENT	RESULTS
Aldrick Rosas	2-2	100.0	(27, 45)
TOTAL	2-2	100.0	

## Team Statistics

First Downs	
3rd-Down Eff. (Made/Att/Pct)	
4th-Down Eff. (Made/Att/Pct)	
Total Net Yards	
Total Plays	
Yards Per Play	
Rushes/Net Yards	
Net Passing	
Pass Attempts/Completions	
Had Intercepted	
Sacked/Yards Lost	
Punts/Average	
Penalties/Yards	
Fumbles/Lost	
Possession Time	

## Packers

19	
7/13/54%	
1/1/100%	
322	
59	
5.5	
26/79	
243	
33/21	
0	
0/0	
3/46.7	
7/54	
2/0	
28:43	

## Giants

20	
5/14/36%	
3/4/75%	
335	
64	
5.2	
27/95	
240	
37/20	
3	
0/0	
1/47.0	
4/31	
1/0	
31:17	



# GAME SUMMARIES



## WEEK 1 Minnesota Vikings 23, Green Bay Packers 7 66,959 🏹 U.S. Bank Stadium 🏹 Sep 11, 2022

Green Bay Packers	0	0	7	0	7
Minnesota Vikings	7	10	3	3	23

### Minnesota Vikings Starters

OFFENSE	DEFENSE
TE 86 J. Mundt	OLB 99 D. Hunter
LT 71 C. Darnisaw	DE 79 J. Bullard
LG 72 E. Cleveland	DT 97 H. Phillips
C 58 G. Bradbury	DE 94 D. Tontomon
RG 67 E. Ingram	OLB 55 Z. Smith
RT 75 B. O'Neill	WLB 58 J. Hicks
WR 17 K. Osborn	MLB 54 E. Kendrick
WR 18 J. Jefferson	CB 3 C. Dantier Sr.
WR 19 A. Thielen	CB 7 P. Peterson
QB 8 K. Cousins	S 22 H. Smith
RB 4 D. Cook	S 24 C. Bynum

### Green Bay Packers Starters

OFFENSE	DEFENSE
WR 11 S. Watkins	DE 94 D. Lowry
TE 85 R. Tonyan	NT 97 K. Clark
LT 73 Y. Njman	DE 90 J. Reed
LG 70 J. Runyan	OLB 91 P. Smith
C 71 J. Myers	OLB 52 R. Gary
RG 67 J. Hanson	ILB 59 D. Campbell
RT 70 R. Newman	ILB 7 Q. Walker
TE 89 M. Lewis	CB 23 J. Alexander
WR 9 C. Watson	CB 21 E. Stokes
QB 12 A. Rodgers	S 31 A. Amos
RB 33 A. Jones	S 26 D. Savage

### SCORING DRIVES

TEAM	QTR	TIME	SCORING PLAY	GB	MIN
Vikings	1	09:17	J. Jefferson 5 yd. pass from K. Cousins (G. Joseph kick) (10-78, 5:43)	0	7
Vikings	2	03:54	G. Joseph 28 yd. Field Goal (8-89, 4:04)	0	10
Vikings	2	00:35	J. Jefferson 36 yd. pass from K. Cousins (G. Joseph kick) (7-74, 2:23)	0	17
Vikings	3	09:46	G. Joseph 56 yd. Field Goal (4--5, 2:20)	0	20
Packers	3	05:16	A. Dillon 2 yd. run (M. Crosby kick) (7-75, 4:30)	7	20
Vikings	4	06:48	G. Joseph 29 yd. Field Goal (12-74, 5:04)	7	23

### GREEN BAY PACKERS

PASSING	ATT	CP	YDS	SK/YD	TD	LG	INT	RTG
Aaron Rodgers	34	22	195	4/33	0	23	1	67.6
Jordan Love	5	4	65	0/0	0	25	0	118.8
TOTAL	39	26	260	4/33	0	25	1	74.7

RUSHING	ATT	YDS	AVG	LG	TD
Aaron Jones	5	49	9.8	29	0
AJ Dillon	10	45	4.5	14	1
Romeo Doubs	1	11	11.0	11	0
Christian Watson	1	7	7.0	7	0
Aaron Rodgers	1	-1	-1.0	-1	0
TOTAL	18	111	6.2	29	1

RECEIVING	NO	YDS	AVG	LG	TD
AJ Dillon	5	46	9.2	12	0
Romeo Doubs	4	37	9.3	23	0
Robert Tonyan	3	36	12.0	23	0
Aaron Jones	3	27	9.0	22	0
Sammy Watkins	3	18	6.0	9	0
Christian Watson	2	34	17.0	25	0
Joshiah Deguara	2	28	14.0	15	0
Randall Cobb	2	14	7.0	8	0
Juwann Winfree	1	17	17.0	17	0
Tyler Davis	1	3	3.0	3	0
TOTAL	26	260	10.0	25	0

TOP DEFENSE	TOT	SOLO	AST	SCK	YDS	INT
DeVondre Campbell	11	5	6	0.0	0	0
Quay Walker	8	7	1	0.0	0	0
Rashan Gary	7	3	4	1.0	8	0

FIELD GOALS	FGM/FGA	PERCENT	RESULTS
No Field Goals			

### MINNESOTA VIKINGS

PASSING	ATT	CP	YDS	SK/YD	TD	LG	INT	RTG
Kirk Cousins	32	23	277	1/8	2	64	0	118.9
TOTAL	32	23	277	1/8	2	64	0	118.9

RUSHING	ATT	YDS	AVG	LG	TD
Dalvin Cook	20	90	4.5	16	0
Alexander Mattison	8	36	4.5	10	0
TOTAL	28	126	4.5	16	0

RECEIVING	NO	YDS	AVG	LG	TD
Justin Jefferson	9	184	20.4	64	2
Adam Thielen	3	36	12.0	22	0
Dalvin Cook	3	18	6.0	10	0
Johnny Mundt	3	17	5.7	12	0
K.J. Osborn	3	14	4.7	7	0
C.J. Ham	1	6	6.0	6	0
Ben Ellefson	1	2	2.0	2	0
TOTAL	23	277	12.0	64	2

TOP DEFENSE	TOT	SOLO	AST	SCK	YDS	INT
Jordan Hicks	14	9	5	1.0	11	0
Harrison Smith	7	5	2	0.0	0	1
Camryn Bynum	7	4	3	0.0	0	0

FIELD GOALS	FGM/FGA	PERCENT	RESULTS
Greg Joseph	3-3	100.0	28G, 56G, 29G
TOTAL	3-3	100.0	

MINNEAPOLIS (AP) - Having boldly stated before the season his goal to be the best receiver in the league, Minnesota's Justin Jefferson can already stake a claim to this subjective yet coveted status. Jefferson posted 184 receiving yards and two touchdowns in a record-setting first half, giving new Vikings coach Kevin O'Connell a 23-7 win in his first game Sunday. After accumulating the most receiving yards (3,016) in a player's first two years in the NFL, Jefferson set an all-time Vikings receiving record with 158 yards in the first half. Kirk Cousins completed 23 of 32 passes for 277 yards without a turnover. O'Connell, who served as offensive coordinator of the Super Bowl champion Los Angeles Rams last season, had Jefferson moving all over the formation to help keep him away from star Packers cornerback Jaire Alexander. Aaron Rodgers went 22 for 34 for 195 yards, and Matt LaFleur blamed himself for Aaron Jones only getting five carries and three catches. Rodgers even had his NFL-record streak against division opponents of 38 touchdown passes without an interception stopped near the end of the second quarter when his see-what-pennies heave was picked off by Harrison Smith. The last one was snagged by Detroit's Amani Oluwalaye on Dec. 29, 2019.

### Team Statistics

First Downs	
3rd-Down Eff. (Made/Att/Pct)	
4th-Down Eff. (Made/Att/Pct)	
Total Net Yards	
Total Plays	
Yards Per Play	
Rushes/Net Yards	
Net Passing	
Pass Attempts/Completions	
Had Intercepted	
Sacked/Yards Lost	
Punts/Average	
Penalties/Yards	
Fumbles/Lost	
Possession Time	

### Packers

21	
3/9/33%	4/13/31%
0/2/0%	1/1/100%
338	395
61	61
5.5	6.5
18/111	28/126
227	269
39/26	32/23
1	0
4/33	1/8
4/44.8	5/46.4
2/10	3/20
1/1	0/0
28:37	31:23

### Vikings

# GAME SUMMARIES



WEEK 2  
Green Bay Packers 27, Chicago Bears 10  
78,350 @ Lambeau Field Sep 18, 2022



Chicago Bears	7	0	3	0	10
Green Bay Packers	3	21	0	3	27

## Chicago Bears Starters

OFFENSE			DEFENSE		
WR	11	D. Mooney	DE	94	R. Quinn
LT	70	B. Jones	DT	93	J. Jones
LG	65	C. Whitehair	OT	90	A. Blackson
C	67	S. Mustipher	DE	55	A. Muhammad
RG	76	T. Jenkins	LB	53	N. Morrow
RT	75	L. Borom	LB	58	R. Smith
TE	85	C. Kmet	CB	22	K. Vildor
WR	19	E. St. Brown	CB	33	J. Johnson
WR	18	D. Pettis	CB	6	K. Gordon
QB	1	J. Fields	S	4	E. Jackson
RB	32	D. Montgomery	S	9	J. Brisker

## Green Bay Packers Starters

OFFENSE			DEFENSE		
WR	11	S. Watkins	DE	94	D. Lowry
LT	18	R. Cobb	NT	97	K. Clark
LT	73	Y. Nijman	OLB	91	F. Smith
LG	76	J. Ryan	ILB	52	R. Gary
C	71	J. Myers	ILB	59	D. Campbell
RG	70	R. Newman	ILB	7	Q. Walker
RT	74	E. Jenkins	CB	23	J. Alexander
TE	89	M. Lewis	CB	21	E. Stokes
WR	13	A. Lazard	S	31	A. Amos
QB	12	A. Rodgers	S	26	D. Savage
RB	33	A. Jones	CB	29	R. Douglas

## SCORING DRIVES

TEAM	QTR	TIME	SCORING PLAY	CHI	GB
Packers	1	08:33	M.Crosby 40 yd. Field Goal (13-53, 6:27)	0	3
Bears	1	04:37	J.Fields 3 yd. run (C.Santos kick) (7-71, 3:56)	7	3
Packers	2	14:54	A.Jones 15 yd. run (M.Crosby kick) (9-75, 4:43)	7	10
Packers	2	04:36	A.Jones 8 yd. pass from A.Rodgers (M.Crosby kick) (9-54, 5:35)	7	17
Packers	2	00:32	A.Lazard 5 yd. pass from A.Rodgers (M.Crosby kick) (7-67, 2:38)	7	24
Bears	3	05:11	C.Santos 44 yd. Field Goal (7-43, 4:02)	10	24
Packers	4	02:28	M.Crosby 28 yd. Field Goal (10-89, 5:39)	10	27

## CHICAGO BEARS

PASSING	ATT	CP	YDS	SK/YD	TD	LG	INT	RTG
Justin Fields	11	7	70	3/22	0	30	1	43.8
TOTAL	11	7	70	3/22	0	30	1	43.8

RUSHING	ATT	YDS	AVG	LG	TD
David Montgomery	15	122	8.1	28	0
Khalil Herbert	4	38	9.5	27	0
Justin Fields	8	20	2.5	7	1
TOTAL	27	180	6.7	28	1

RECEIVING	NO	YDS	AVG	LG	TD
Equanimeous St. Brown	2	39	19.5	30	0
David Montgomery	2	14	7.0	7	0
Ryan Griffin	1	18	18.0	18	0
Khalil Herbert	1	3	3.0	3	0
Darnell Mooney	1	-4	-4.0	-4	0
TOTAL	7	70	10.0	30	0

TOP DEFENSE	TOT	SOLO	AST	SCK	YDS	INT
Nicholas Morrow	11	7	4	0.0	0.0	0
Roquan Smith	11	5	6	0.0	0.0	0
Jaquan Brisker	10	7	3	0.0	0.0	0

FIELD GOALS	FGM/FGA	PERCENT	RESULTS
Cairo Santos	1-1	100.0	44G
TOTAL	1-1	100.0	

## GREEN BAY PACKERS

PASSING	ATT	CP	YDS	SK/YD	TD	LG	INT	RTG
Aaron Rodgers	25	19	234	3/23	2	55	0	131.1
TOTAL	25	19	234	3/23	2	55	0	131.1

RUSHING	ATT	YDS	AVG	LG	TD
Aaron Jones	15	132	8.8	36	1
AJ Dillon	18	61	3.4	11	0
Aaron Rodgers	5	10	2.0	7	0
TOTAL	38	203	5.3	36	1

RECEIVING	NO	YDS	AVG	LG	TD
Sammy Watkins	3	93	31.0	55	0
Aaron Jones	3	38	12.7	15	1
Randall Cobb	3	37	12.3	20	0
Christian Watson	3	9	3.0	9	0
Romeo Doubs	2	27	13.5	20	0
Allen Lazard	2	13	6.5	8	1
Robert Tonyan	2	11	5.5	9	0
AJ Dillon	1	6	6.0	6	0
TOTAL	19	234	12.3	55	2

TOP DEFENSE	TOT	SOLO	AST	SCK	YDS	INT
Preston Smith	7	4	3	2.0	15.0	0
Darnell Savage	6	6	0	0.0	0.0	0
Dean Lowry	5	4	1	0.0	0.0	0

FIELD GOALS	FGM/FGA	PERCENT	RESULTS
Mason Crosby	2-2	100.0	40G, 28G
TOTAL	2-2	100.0	

GREEN BAY, Wis. (AP) — Aaron Jones made sure the Green Bay Packers' promise to get him the ball more often paid off. Jones rushed for 132 yards and a touchdown and caught a scoring pass from Aaron Rodgers, who continued his domination of the Chicago Bears by leading Green Bay to a 27-10 victory on Sunday night. Jones came through, gaining 8.8 yards per rush and leading the Packers' 203-yard ground attack. He had 15 carries as well as three catches for 38 yards. Green Bay beat the Bears for a seventh straight time, matching its second-longest win streak in the 205-game history of the NFL's oldest rivalry. The Packers built a 24-7 halftime lead by dominating the second quarter, then made a goal-line stand in the fourth quarter to thwart a Bears comeback attempt. The Packers outscored the Bears, 21-0, in the second quarter. Jones scored twice, both times catching pitches from Rodgers in the backfield and reaching the end zone. Jones' second score was Rodgers' 450th career touchdown pass. The only other players to reach that mark are Tom Brady, Drew Brees, Peyton Manning and Brett Favre.

## Team Statistics

	Bears	Packers
First Downs	11	26
3rd-Down Eff. (Made/Att/Pct)	1/7/14%	5/9/56%
4th-Down Eff. (Made/Att/Pct)	0/1/0%	0/0/0%
Total Net Yards	228	414
Total Plays	41	66
Yards Per Play	5.6	6.3
Rushes/Net Yards	27/180	38/203
Net Passing	48	211
Pass Attempts/Completions	11/7	25/19
Had Intercepted	1	0
Sacked/Yards Lost	3/22	3/23
Punts/Average	4/49.5	2/61.0
Penalties/Yards	7/50	3/25
Fumbles/Lost	1/0	3/1
Possession Time	22:45	37:15

# GAME SUMMARIES



14

## WEEK 3

Green Bay Packers 14, Tampa Bay Buccaneers 12  
69,197 🏈 Raymond James Stadium 🏈 Sep 25, 2022



12

Green Bay Packers	7	7	0	0
Tampa Bay Buccaneers	3	0	3	6
				12

### Tampa Bay Buccaneers Starters

OFFENSE				DEFENSE			
WR	17	R. Gage Jr.	OLB	58	S. Barrett		
TE	41	K. Kiehl	DL	92	W. Gholston		
LT	73	B. Walton	DL	56	R. Nulzar-Roches		
LG	67	L. Goodale	NT	50	V. Vasa		
C	70	R. Hainsey	OLB	9	J. Tryon-Shoyinka		
RG	69	S. Mason	ILB	45	D. White		
RT	78	T. Wirts	ILB	54	L. David		
WR	16	B. Perinman	CB	35	J. Dean		
WR	10	S. Miller	CB	24	C. Davis III		
QB	12	T. Brady	S	31	A. Winfield Jr.		
RB	7	L. Fournette	S	32	M. Edwards		

### Green Bay Packers Starters

OFFENSE				DEFENSE			
WR	87	R. Doubs	DE	94	D. Lowry		
LT	69	D. Bakhtiari	NT	97	K. Clark		
LG	76	J. Runyan	OLB	91	P. Smith		
C	71	J. Myers	OLB	52	R. Gary		
RG	70	R. Newman	ILB	59	D. Campbell		
RT	74	E. Jenkins	CB	23	J. Alexander		
TE	89	M. Lewis	CB	29	R. Douglas		
WR	13	A. Lazard	CB	21	E. Stokes		
QB	12	A. Rodgers	S	31	A. Amos		
RB	33	A. Jones	S	26	D. Savage		

### SCORING DRIVES

TEAM	QTR	TIME	SCORING PLAY	GB	TB
Buccaneers	1	09:05	R Succop 45 yd. Field Goal (10-48, 5:55)	0	3
Packers	1	03:01	R Doubs 5 yd. pass from A.Rodgers (M.Crosby kick) (10-75, 6:04)	7	3
Packers	2	08:44	A.Lazard 6 yd. pass from A.Rodgers (M.Crosby kick) (12-71, 6:49)	14	3
Buccaneers	3	06:22	R Succop 45 yd. Field Goal (5-20, 1:30)	14	6
Buccaneers	4	00:14	R.Gage 1 yd. pass from T.Brady (pass failed) (13-89, 2:50)	14	12

### GREEN BAY PACKERS

PASSING	ATT	CP	YDS	SK/YO	TD	LG	INT	RTG
Aaron Rodgers	35	27	255	1/7	2	40	1	103.9
TOTAL	35	27	255	1/7	2	40	1	103.9

RUSHING	ATT	YDS	AVG	LG	TD
Aaron Jones	12	36	3.0	10	0
AJ Dillon	12	32	2.7	7	0
Aaron Rodgers	1	-1	-1.0	-1	0
TOTAL	25	67	2.7	10	0

RECEIVING	NO	YDS	AVG	LG	TD
Romeo Doubs	8	73	9.1	21	1
Robert Tonyan	6	37	6.2	9	0
Allen Lazard	4	45	11.3	26	1
Aaron Jones	3	11	3.7	8	0
Randall Cobb	2	57	28.5	40	0
Tyler Davis	2	26	13.0	23	0
AJ Dillon	2	6	3.0	7	0
TOTAL	27	255	9.4	40	2

TOP DEFENSE	TOT	SOLO	AST	SCK	YDS	INT
De'Vondre Campbell	14	8	6	0.0	0.0	0
Rasul Douglas	8	8	0	0.0	0.0	0
Keisean Nixon	6	5	1	0.0	0.0	0

FIELD GOALS	FGM/FGA	PERCENT	RESULTS
No Field Goals			

### TAMPA BAY BUCCANEERS

PASSING	ATT	CP	YDS	SK/YO	TD	LG	INT	RTG
Tom Brady	42	31	271	3/20	1	25	0	98.4
TOTAL	42	31	271	3/20	1	25	0	98.4

RUSHING	ATT	YDS	AVG	LG	TD
Leonard Fournette	12	35	2.9	6	0
Breshad Perriman	1	0	0.0	0	0
Tom Brady	1	-1	-1.0	-1	0
TOTAL	14	34	2.4	6	0

RECEIVING	NO	YDS	AVG	LG	TD
Russell Gage Jr.	12	87	7.3	15	1
Cameron Brate	5	52	10.4	19	0
Leonard Fournette	5	35	7.0	17	0
Breshad Perriman	3	44	14.7	24	0
Cole Beasley	3	12	4.0	5	0
Jaelon Darden	1	25	25.0	25	0
Kyle Rudolph	1	12	12.0	12	0
Scotty Miller	1	4	4.0	4	0
TOTAL	31	271	8.7	25	1

TOP DEFENSE	TOT	SOLO	AST	SCK	YDS	INT
Mike Edwards	13	9	4	0.0	0.0	0
Lavonte David	7	3	4	0.0	0.0	0
Antoine Winfield Jr.	6	6	0	0.0	0.0	0

FIELD GOALS	FGM/FGA	PERCENT	RESULTS
Ryan Succop	2-2	100.0	45G, 45G
TOTAL	2-2	100.0	

TAMPA, Fla. (AP) — Aaron Rodgers and the Green Bay Packers did just enough to beat Tom Brady and the short-handed Tampa Bay Buccaneers. The NFL MVP threw for 255 yards and two touchdowns, and the Packers withstood a late rally led by Brady to hold off the Bucs for a 14-12 victory in the first meeting between the teams since Tampa Bay won the NFC title game two seasons ago. Rodgers tossed TD passes of 5 yards to Romeo Doubs and 6 yards to Allen Lazard on his team's first two possessions, while the Bucs' offense sputtered much of the day without star receivers Mike Evans, Chris Godwin and Julio Jones. Tampa Bay's bid to force overtime with a two-point conversion was thwarted, first by a delay-of-game penalty and then an incomplete pass that was tipped by Packers linebacker De'Vondre Campbell, who also had 14 tackles.

### Team Statistics

First Downs	
3rd-Down Eff. (Made/Att/Pct)	6/15/40%
4th-Down Eff. (Made/Att/Pct)	0/0/0%
Total Net Yards	315
Total Plays	61
Yards Per Play	5.2
Rushes/Net Yards	25/67
Net Passing	248
Pass Attempts/Completions	35/27
Had Intercepted	1
Sacked/Yards Lost	1/7
Punts/Average	7/48.4
Penalties/Yards	8/65
Fumbles/Lost	2/1
Possession Time	33:25

### Packers Buccaneers

14	19
2/11/18%	1/1/100%
285	59
4.8	4.8
14/34	25/67
251	248
42/31	35/27
0	1
3/20	1/7
6/49.5	7/48.4
6/40	8/65
3/2	2/1
26:35	33:25

GAME SUMMARIES



WEEK 4

Green Bay Packers 27, New England Patriots 24 (OT)  
78,317 🟢 Lambeau Field 🟢 Oct 2, 2022



New England Patriots	3	7	7	7	0	24
Green Bay Packers	0	7	10	7	3	27

New England Patriots Starters

OFFENSE			DEFENSE		
WR	83	L. Humphrey	DL	91	D. Wise Jr.
LT	77	T. Brown	DL	92	D. Goddoux
LG	69	C. Strange	DL	90	C. Barmore
C	60	D. Andrews	LB	9	M. Judon
RG	71	M. Onwenu	LB	8	J. Bentley
RT	76	L. Wyles	LB	30	N. Wilson Sr.
TE	81	J. Smith	CB	31	J. Jones
WR	15	N. Agholor	CB	13	J. Jones
WR	1	D. Parker	S	23	K. Dugger
QB	5	B. Hoyer	S	32	D. McCourty
QB	37	D. Harris	DB	21	A. Phillips

Green Bay Packers Starters

OFFENSE			DEFENSE		
WR	13	A. Lazard	DE	94	D. Lowry
LT	69	D. Bashkiri	NT	97	K. Clark
LG	76	J. Runyan	OLB	91	P. Smith
C	71	J. Myers	OLB	52	R. Gary
RG	70	R. Newman	ILB	59	D. Campbell
RT	74	E. Jenkins	ILB	7	O. Walker
TE	89	M. Lewis	CB	29	R. Douglas
WR	87	R. Doubs	CB	21	E. Stokes
QB	12	A. Rodgers	CB	25	K. Nixon
RB	28	A. Dillon	S	31	A. Amos
RB	33	A. Jones	S	26	D. Savage

SCORING DRIVES

TEAM	QTR	TIME	SCORING PLAY	NE	GB
Patriots	1	09:45	N.Folk 37 yd. Field Goal (10-56, 5:15)	3	0
Packers	2	13:00	C.Watson 15 yd. run (M.Crosby kick) (6-50, 3:03)	0	7
Patriots	2	00:13	Ja.Jones 40 yd. interception return (N.Folk kick)	10	7
Packers	3	09:20	R.Tonyan 20 yd. pass from A.Rodgers (M.Crosby kick) (10-81, 5:40)	10	14
Patriots	3	04:52	D.Parker 25 yd. pass from B.Zappe (N.Folk kick) (7-75, 4:28)	17	14
Packers	3	00:05	M.Crosby 38 yd. Field Goal (8-59, 4:47)	17	17
Patriots	4	11:14	D.Harris 5 yd. run (N.Folk kick) (7-66, 3:51)	24	17
Packers	4	06:14	R.Doubs 13 yd. pass from A.Rodgers (M.Crosby kick) (9-75, 5:00)	24	24
Packers	OT	00:00	M.Crosby 31 yd. Field Goal (12-77, 6:47)	24	27

NEW ENGLAND PATRIOTS

PASSING	ATT	CP	YDS	SK/YD	TD	LG	INT	RTG
Bailey Zappe	15	10	99	3/24	1	251	0	107.4
Brian Hoyer	6	5	37	1/8	0	27	0	92.4
TOTAL	21	15	136	4/32	1	27	0	104.5

RUSHING	ATT	YDS	AVG	LG	TD
Damien Harris	18	86	4.8	14	1
Rhamondre Stevenson	14	66	4.7	17	0
Kendrick Bourne	1	15	15.0	15	0
TOTAL	33	167	5.1	17	1

RECEIVING	NO	YDS	AVG	LG	TD
Rhamondre Stevenson	4	23	5.8	8	0
Nelson Agholor	3	46	15.3	27	0
DeVante Parker	2	24	12.0	25	1
Kendrick Bourne	2	23	11.5	16	0
Hunter Henry	2	13	6.5	7	0
LiJJordan Humphrey	1	9	9.0	9	0
Damien Harris	1	-2	-2.0	-2	0
TOTAL	15	136	9.1	27	1

TOP DEFENSE	TOT	SOLO	AST	SKC	YDS	INT
Ja'Whaun Bentley	9	3	6	0.0	0.0	0
Adrian Phillips	8	6	2	0.0	0.0	0
Jahlani Tavai	8	5	3	0.0	0.0	0

FIELD GOALS	FGM/FGA	PERCENT	RESULTS
Nick Folk	1-1	100.0	37G
TOTAL	1-1	100.0	

GREEN BAY PACKERS

PASSING	ATT	CP	YDS	SK/YD	TD	LG	INT	RTG
Aaron Rodgers	35	21	251	1/7	2	32	1	89.1
TOTAL	35	21	251	1/7	2	32	1	89.1

RUSHING	ATT	YDS	AVG	LG	TD
Aaron Jones	16	110	6.9	20	0
AJ Dillon	17	73	4.3	13	0
Christian Watson	1	15	15.0	15	1
Aaron Rodgers	1	1	1.0	1	0
TOTAL	35	199	5.7	20	1

RECEIVING	NO	YDS	AVG	LG	TD
Allen Lazard	6	116	19.3	32	0
Romes Doubs	5	47	9.4	16	1
Randall Cobb	3	42	14.0	24	0
Aaron Jones	3	5	1.7	4	0
Robert Tonyan	2	22	11.0	20	1
AJ Dillon	1	11	11.0	11	0
Christian Watson	1	8	8.0	8	0
TOTAL	21	251	12.0	32	2

TOP DEFENSE	TOT	SOLO	AST	SKC	YDS	INT
Jarran Reed	8	4	4	1.0	9.0	0
De'Vondre Campbell	7	6	1	0.0	0.0	0
Rudy Ford	7	6	1	0.0	0.0	0

FIELD GOALS	FGM/FGA	PERCENT	RESULTS
Mason Crosby	2-2	100.0	38G, 31G
TOTAL	2-2	100.0	

GREEN BAY, Wis. (AP) — Aaron Rodgers rebounded from a tough start and helped the Green Bay Packers spoil Bailey Zappe's unexpected NFL debut with the New England Patriots. Rodgers threw two second-half touchdown passes and led an overtime drive that resulted in Mason Crosby's 31-yard field goal as time expired, lifting the Packers to a 27-24 victory on Sunday. The dramatic finish came after Rodgers went 4 of 11 for 44 yards on an 11.2 passer rating in a first-half performance that included New England's Jack Jones scoring on a 40-yard interception return, lifting the Patriots to a 10-7 halftime lead. After the Packers forced a three-and-out and the Patriots punted, Green Bay marched 77 yards in a 12-play drive that lasted nearly seven minutes before Crosby made his winning kick. Aaron Jones rushed for 110 yards to lead Green Bay's 199-yard attack on the ground. Allen Lazard had six catches for 116 yards.

Team Statistics

First Downs	17
3rd-Down Eff. (Made/Att/Pct)	3/11/27%
4th-Down Eff. (Made/Att/Pct)	0/0/0%
Total Net Yards	271
Total Plays	58
Yards Per Play	4.7
Rushes/Net Yards	33/167
Net Passing	104
Pass Attempts/Completions	21/15
Had Intercepted	0
Sacked/Yards Lost	4/32
Punts/Average	7/44.9
Penalties/Yards	7/75
Fumbles/Lost	1/1
Possession Time	33:11

Patriots

First Downs	17
3rd-Down Eff. (Made/Att/Pct)	6/14/43%
4th-Down Eff. (Made/Att/Pct)	1/1/100%
Total Net Yards	443
Total Plays	71
Yards Per Play	6.2
Rushes/Net Yards	35/199
Net Passing	244
Pass Attempts/Completions	35/21
Had Intercepted	1
Sacked/Yards Lost	1/7
Punts/Average	5/44.0
Penalties/Yards	4/40
Fumbles/Lost	2/1
Possession Time	36:49

# National Football League Game Summary

NFL Copyright © 2022 by The National Football League. All rights reserved. This summary and play-by-play is for the express purpose of assisting media in their coverage of the game; any other use of this material is prohibited without the written permission of the National Football League.

Date: Sunday, 10/2/2022

New England Patriots at Green Bay Packers

at Lambeau Field, Green Bay, WI

Start Time: 3:25 PM CDT

Game Day Weather

Game Weather: Sunny  
Played Open Stadium on Turf: SISGrass

Temp: 66° F (18.9° C) Humidity: 54%, Wind: NE 10 mph

Officials		
Referee: Hill, Adrian (29)	Umpire: Ellison, Roy (81)	Down Judge: Oliver, David (24)
Line Judge: Codey, Kevin (16)	Field Judge: Robinson, Mearl (31)	Side Judge: Jeffries, Anthony (36)
Back Judge: Ferguson, Keith (61)	Replay Official: Ames, Roddy (0)	

New England Patriots				Green Bay Packers			
Offense		Defense		Offense		Defense	
WR	83 L.Humphrey	DL	91 D.Wise	WR	13 A.Lazard	DE	94 D.Lowry
LT	77 T.Brown	DL	92 D.Godchaux	LT	69 D.Bakhtiari	NT	97 K.Clark
LG	69 C.Strange	DL	90 C.Barmore	LG	76 J.Runyan	OLB	91 P.Smith
C	60 D.Andrews	LB	9 M.Judon	C	71 J.Myers	ILB	59 D.Campbell
RG	71 M.Onwenu	LB	8 J.Bentley	RG	70 R.Newman	ILB	7 Q.Walker
RT	76 I.Wynn	LB	30 M.Wilson	RT	74 E.Jenkins	OLB	52 R.Gary
TE	81 J.Smith	CB	31 Jo.Jones	TE	89 M.Lewis	CB	29 R.Douglas
WR	15 N.Agholor	CB	13 Ja.Jones	WR	87 R.Doubs	CB	21 E.Stokes
WR	1 D.Parker	S	23 K.Dugger	QB	12 A.Rodgers	CB	25 K.Nixon
QB	5 B.Hoyer	S	32 D.McCourt	RB	28 A.Dillon	S	31 A.Amos
RB	37 D.Harris	DB	21 A.Phillips	RB	33 A.Jones	S	26 D.Savage

Substitutions		Substitutions	
DB 3 J.Peppers, QB 4 B.Zappe, K 6 N.Folk, P 7 J.Bailey, WR 18 M.Slater, DB 22 Co.Davis, DB 25 Ma.Jones, DB 27 M.Bryant, RB 35 P.Strong, RB 38 R.Stevenson, DB 41 B.Schooler, MLB 48 J.Tavai, LS 49 J.Cardona, LB 50 R.McMillan, LB 55 J.Uche, LB 58 A.Jennings, OL 61 M.Cannon, WR 84 K.Bourne, TE 85 H.Henry, DT 95 D.Ekualé, DT 96 S.Roberts, DL 97 D.Mitchell, DL 98 Ca.Davis		K 2 M.Crosby, S 6 D.Leavitt, WR 8 Am.Rodgers, WR 9 C.Watson, P 16 P.O'Donnell, WR 18 R.Cobb, S 20 R.Ford, CB 22 S.Jean-Charles, S 24 T.Carpenter, RB 27 P.Taylor, LB 40 T.Galeai, LB 53 J.Garvin, LB 55 K.Enagbare, LS 56 J.Coco, LB 58 I.McDuffie, C/G 67 J.Hanson, T 73 Y.Nijman, TE 81 J.Deguara, TE 84 T.Davis, TE 85 R.Tonyan, DL 90 J.Reed, DL 93 T.Slaton, DL 95 D.Wyatt	

Did Not Play		Did Not Play	
CB 26 S.Wade, OL 63 C.Hines, OL 65 J.Ferentz		QB 10 J.Love, CB 43 K.Thomas, OL 50 Z.Tom	
Not Active		Not Active	
CB 2 J.Mills, QB 10 M.Jones, WR 16 J.Meyers, SAF 24 J.Bledsoe, DL 93 L.Guy		CB 23 J.Alexander, T 63 R.Walker, T/G 75 S.Rhyan, WR 83 S.Toure, DL 99 J.Ford	

Field Goals (made ( ) & missed)					
N.Folk	(37)	M.Crosby	(38) (31)		
		1	2	3	4
VISITOR:	New England Patriots	3	7	7	7
HOME:	Green Bay Packers	0	7	10	7
				3	27

Scoring Plays					
Team	Qtr	Time	Play Description (Extra Point) (Drive Info)	Visitor	Home
Patriots	1	9:45	N.Folk 37 yd. Field Goal (10-56, 5:15)	3	0
Packers	2	13:00	C.Watson 15 yd. run (M.Crosby kick) (6-50, 3:03)	3	7
Patriots	2	0:13	Ja.Jones 40 yd. interception return (N.Folk kick)	10	7
Packers	3	9:20	R.Tonyan 20 yd. pass from A.Rodgers (M.Crosby kick) (10-81, 5:40)	10	14
Patriots	3	4:52	D.Parker 25 yd. pass from B.Zappe (N.Folk kick) (7-75, 4:28)	17	14
Packers	3	0:05	M.Crosby 38 yd. Field Goal (8-59, 4:47)	17	17
Patriots	4	11:14	D.Harris 5 yd. run (N.Folk kick) (7-66, 3:51)	24	17
Packers	4	6:14	R.Doubs 13 yd. pass from A.Rodgers (M.Crosby kick) (9-75, 5:00)	24	24
Packers	5	0:00	M.Crosby 31 yd. Field Goal (12-77, 6:47)	24	27

# National Football League Game Summary

NFL Copyright © 2022 by The National Football League. All rights reserved. This summary and play-by-play is for the express purpose of assisting media in their coverage of the game; any other use of this material is prohibited without the written permission of the National Football League.

Paid Attendance: 78,317

Time: 3:21

New England Patriots vs Green Bay Packers  
10/2/2022 at Lambeau Field

Final Individual Statistics

New England Patriots									Green Bay Packers										
RUSHING		ATT	YDS	AVG	LG	TD			RUSHING		ATT	YDS	AVG	LG	TD				
D.Harris		18	86	4.8	14	1			A.Jones		16	110	6.9	20	0				
R.Stevenson		14	66	4.7	17	0			A.Dillon		17	73	4.3	13	0				
K.Bourne		1	15	15.0	15	0			C.Watson		1	15	15.0	15	1				
									A.Rodgers		1	1	1.0	1	0				
Total		33	167	5.1	17	1			Total		35	199	5.7	20	1				
PASSING		ATT	CMP	YDS	SK/YD	TD	LG	IN	RT	PASSING		ATT	CMP	YDS	SK/YD	TD	LG	IN	RT
B.Zappe		15	10	99	3/24	1	25	0	107.4	A.Rodgers		35	21	251	1/7	2	32	1	89.1
B.Hoyer		6	5	37	1/8	0	27	0	92.4										
Total		21	15	136	4/32	1	27	0	104.5	Total		35	21	251	1/7	2	32	1	89.1
PASS RECEIVING		TAR	REC	YDS	AVG	LG	TD			PASS RECEIVING		TAR	REC	YDS	AVG	LG	TD		
R.Stevenson		5	4	23	5.8	8	0			A.Lazard		8	6	116	19.3	32	0		
N.Agholor		4	3	46	15.3	27	0			R.Doubs		8	5	47	9.4	16	1		
D.Parker		2	2	24	12.0	25	1			R.Cobb		4	3	42	14.0	24	0		
K.Bourne		3	2	23	11.5	16	0			A.Jones		4	3	5	1.7	4	0		
H.Henry		4	2	13	6.5	7	0			R.Tonyan		2	2	22	11.0	20	1		
L.Humphrey		1	1	9	9.0	9	0			A.Dillon		2	1	11	11.0	11	0		
D.Harris		1	1	-2	-2.0	-2	0			C.Watson		3	1	8	8.0	8	0		
										J.Deguara		1	0	0	0.0	0	0		
Total		20	15	136	9.1	27	1			Total		32	21	251	12.0	32	2		
INTERCEPTIONS		NO	YDS	AVG	LG	TD			INTERCEPTIONS		NO	YDS	AVG	LG	TD				
Ja.Jones		1	40	40.0	40	1													
Total		1	40	40.0	40	1			Total			0	0	0	0	0			
PUNTING		NO	YDS	AVG	NET	TB	IN20	LG	PUNTING		NO	YDS	AVG	NET	TB	IN20	LG		
J.Bailey		7	314	44.9	37.6	2	2	62	P.O'Donnell		5	210	42.0	32.2	0	2	48		
Total		7	314	44.9	37.6	2	2	62	Total		5	210	42.0	32.2	0	2	48		
PUNT RETURNS		NO	YDS	AVG	FC	LG	TD	PUNT RETURNS		NO	YDS	AVG	FC	LG	TD				
Ma.Jones		2	49	24.5	1	29	0	Am.Rodgers		2	11	5.5	2	7	0				
[DOWNED]		1	0	0.0	0	0	0	[OUT OF BOUNDS]		1	0	0.0	0	0	0				
[OUT OF BOUNDS]		1	0	0.0	0	0	0	[TOUCHBACK]		2	0	0.0	0	0	0				
Total		2	49	24.5	1	29	0	Total		2	11	5.5	2	7	0				
KICKOFF RETURNS		NO	YDS	AVG	FC	LG	TD	KICKOFF RETURNS		NO	YDS	AVG	FC	LG	TD				
Ma.Jones		4	111	27.8	0	37	0	Am.Rodgers		3	66	22.0	0	34	0				
[TOUCHBACK]		1	0	0.0	0	0	0	[TOUCHBACK]		3	0	0.0	0	0	0				
Total		4	111	27.8	0	37	0	Total		3	66	22.0	0	34	0				
New England Patriots																			
FUMBLES																			
				FUM	LOST	OWN-REC	YDS	TD	FORCED	OPP-REC	YDS	TD	OUT-BDS						
B.Zappe				1	1	0	0	0	0	0	0	0	0	0					
Ja.Jones				0	0	0	0	0	0	1	1	0	0	0					
Total				1	1	0	0	0	0	1	1	0	0	0					
Green Bay Packers																			
FUMBLES																			
				FUM	LOST	OWN-REC	YDS	TD	FORCED	OPP-REC	YDS	TD	OUT-BDS						
R.Cobb				1	0	0	0	0	0	0	0	0	0	0					
R.Doubs				1	1	0	0	0	0	0	0	0	0	0					
E.Jenkins				0	0	1	0	0	0	0	0	0	0	0					
R.Gary				0	0	0	0	0	0	1	1	0	0	0					
Total				2	1	1	0	0	0	1	1	0	0	0					

New England Patriots vs Green Bay Packers  
10/2/2022 at Lambeau Field

Final Team Statistics

	Visitor Patriots	Home Packers
TOTAL FIRST DOWNS	17	24
By Rushing	10	10
By Passing	6	12
By Penalty	1	2
THIRD DOWN EFFICIENCY	3-11-27.3%	6-14-42.9%
FOURTH DOWN EFFICIENCY	0-0-0.0%	1-1-100.0%
TOTAL NET YARDS	271	443
Total Offensive Plays (inc. times thrown passing)	58	71
Average gain per offensive play	4.7	6.2
NET YARDS RUSHING	167	199
Total Rushing Plays	33	35
Average gain per rushing play	5.1	5.7
Tackles for a loss-number and yards	1-2	0-0
NET YARDS PASSING	104	244
Times thrown - yards lost attempting to pass	4-32	1-7
Gross yards passing	136	251
PASS ATTEMPTS-COMPLETIONS-HAD INTERCEPTED	21-15-0	35-21-1
Avg gain per pass play (inc.# thrown passing)	4.2	6.8
KICKOFFS Number-In End Zone-Touchbacks	6-3-3	5-2-1
PUNTS Number and Average	7-44.9	5-42.0
Had Blocked	0	0
FGs - PATs Had Blocked	0-0	0-0
Net Punting Average	37.6	32.2
TOTAL RETURN YARDAGE (Not Including Kickoffs)	89	11
No. and Yards Punt Returns	2-49	2-11
No. and Yards Kickoff Returns	4-111	3-66
No. and Yards Interception Returns	1-40	0-0
PENALTIES Number and Yards	7-75	4-40
FUMBLES Number and Lost	1-1	2-1
TOUCHDOWNS	3	3
Rushing	1	1
Passing	1	2
Interceptions	1	0
EXTRA POINTS Made-Attempts	3-3	3-3
Kicking Made-Attempts	3-3	3-3
FIELD GOALS Made-Attempts	1-1	2-2
RED ZONE EFFICIENCY	1-2-50%	3-4-75%
GOAL TO GO EFFICIENCY	1-1-100%	0-0-0%
SAFETIES	0	0
FINAL SCORE	24	27
TIME OF POSSESSION	33:11	36:49



New England Patriots vs Green Bay Packers  
10/2/2022 at Lambeau Field

Ball Possession And Drive Chart

New England Patriots														
#	Time Recd	Time Lost	Time Poss	How Ball Obtained	Drive Began	# Play	Yds Gain	Yds Pen	Net Yds	1st Down	Last Scrm	How Given Up		
1	15:00	9:45	5:15	Kickoff	NE 25	10	56	0	56	3	* GB 19	Field Goal		
2	8:52	5:00	3:52	Fumble	GB 49	6	4	0	4	1	GB 45	Punt		
3	2:25	1:03	1:22	Punt	NE 8	3	6	-4	2	0	NE 10	Punt		
4	13:00	9:52	3:08	Kickoff	NE 27	6	11	0	11	1	NE 38	Punt		
5	8:52	5:46	3:06	Punt	NE 25	5	29	0	29	1	GB 46	Punt		
6	3:22	0:54	2:28	Punt	50	6	19	0	19	2	GB 22	Fumble		
7	9:20	4:52	4:28	Kickoff	NE 25	7	65	10	75	5	GB 25	Touchdown		
8	0:05	11:14	3:51	Kickoff	NE 34	7	66	0	66	4	* GB 5	Touchdown		
9	6:14	3:50	2:24	Kickoff	NE 25	3	1	0	1	0	NE 26	Punt		
10	1:52	0:04	1:48	Punt	NE 2	3	9	0	9	0	NE 11	Punt		
11	8:16	6:47	1:29	Punt	NE 49	3	5	0	5	0	GB 46	Punt		
(321) Average NE 29														
Green Bay Packers														
#	Time Recd	Time Lost	Time Poss	How Ball Obtained	Drive Began	# Play	Yds Gain	Yds Pen	Net Yds	1st Down	Last Scrm	How Given Up		
1	9:45	8:52	0:53	Kickoff	GB 25	2	25	0	25	1	GB 49	Fumble		
2	5:00	2:25	2:35	Punt	GB 20	5	19	15	34	2	NE 46	Punt		
3	1:03	13:00	3:03	Punt	50	6	50	0	50	4	* NE 15	Touchdown		
4	9:52	8:52	1:00	Punt	GB 20	3	2	0	2	0	GB 22	Punt		
5	5:46	3:22	2:24	Punt	GB 9	5	22	0	22	1	GB 31	Punt		
6	0:54	0:13	0:41	Fumble	GB 31	3	1	0	1	0	GB 32	Interception		
7	0:13	0:00	0:13	Kickoff	GB 35	1	6	0	6	0	GB 35	End of Half		
8	15:00	9:20	5:40	Kickoff	GB 19	10	91	-10	81	4	* NE 20	Touchdown		
9	4:52	0:05	4:47	Kickoff	GB 21	8	59	0	59	3	NE 20	Field Goal		
10	11:14	6:14	5:00	Kickoff	GB 25	9	75	0	75	4	* NE 13	Touchdown		
11	3:50	1:52	1:58	Punt	GB 43	5	6	6	12	1	NE 45	Punt		
12	0:04	0:00	0:04	Punt	GB 42	1	9	0	9	0	GB 42	End of Half		
13	10:00	8:16	1:44	Kickoff	GB 25	3	3	0	3	0	GB 28	Punt		
14	6:47	0:00	6:47	Punt	GB 10	12	77	0	77	4	* NE 13	Field Goal		
(375) Average GB 27														
* inside opponent's 20														
Time of Possession by Quarter									1st	2nd	3rd	4th	OT	Total
Visitor	New England Patriots								10:29	8:42	4:33	7:58	1:29	33:11
Home	Green Bay Packers								4:31	6:18	10:27	7:02	8:31	36:49
Kickoff Drive No.-Start Average									Patriots: 5 - NE 27			Packers: 6 - GB 25		

New England Patriots vs Green Bay Packers  
10/2/2022 at Lambeau Field

Final Defensive Statistics

New England Patriots	Regular Defensive Plays											Special Teams					Misc			
	TKL	AST	COMB	SK	/ YDS	TFL	Q	IN	PD	FF	FR	TKL	AST	FF	FR	BL	TKL	AST	FF	FR
J.Bentley	3	6	9	0	0	0	0	0	0	0	0	0	0	0	0	0	0	0	0	0
A.Phillips	6	2	8	0	0	0	1	0	0	0	0	0	0	0	0	0	0	0	0	0
J.Tavai	5	3	8	0	0	0	0	0	0	0	0	0	0	0	0	0	0	0	0	0
D.McCourty	6	1	7	0	0	0	0	0	0	0	0	0	0	0	0	0	0	0	0	0
Ja.Jones	3	4	7	0	0	0	0	1	1	1	1	0	0	0	0	0	0	0	0	0
D.Godchaux	3	3	6	0	0	0	0	0	0	0	0	0	0	0	0	0	0	0	0	0
Jo.Jones	4	1	5	0	0	0	0	0	1	0	0	0	0	0	0	0	0	0	0	0
M.Judon	3	2	5	1	7	1	1	0	0	0	0	0	0	0	0	0	0	0	0	0
C.Barmore	2	2	4	0	0	0	1	0	0	0	0	0	0	0	0	0	0	0	0	0
D.Wise	0	4	4	0	0	0	0	0	0	0	0	0	0	0	0	0	0	0	0	0
M.Bryant	2	1	3	0	0	0	0	0	0	0	0	1	0	0	0	0	0	0	0	0
K.Dugger	2	1	3	0	0	0	0	0	0	0	0	0	0	0	0	0	0	0	0	0
J.Peppers	1	1	2	0	0	0	0	0	0	0	0	0	0	0	0	0	0	0	0	0
M.Wilson	1	0	1	0	0	0	0	0	0	0	0	0	1	0	0	0	0	0	0	0
J.Uche	1	0	1	0	0	0	0	0	0	0	0	0	0	0	0	0	0	0	0	0
A.Jennings	0	1	1	0	0	0	0	0	0	0	0	0	0	0	0	0	0	0	0	0
D.Ekuele	0	1	1	0	0	0	0	0	0	0	0	0	0	0	0	0	0	0	0	0
Co.Davis	0	0	0	0	0	0	0	0	0	0	0	1	1	0	0	0	0	0	0	0
B.Schooler	0	0	0	0	0	0	0	0	0	0	0	1	0	0	0	0	0	0	0	0
M.Slater	0	0	0	0	0	0	0	0	0	0	0	0	2	0	0	0	0	0	0	0
Total	42	33	75	1	7	1	3	1	2	1	1	3	4	0	0	0	0	0	0	0

TKL = Tackle AST = Assist COMB = Combined QH=QB Hit IN = Interception PD = Pass Defense FF = Forced Fumble FR = Fumble Recovery

Green Bay Packers	Regular Defensive Plays											Special Teams					Misc				
	TKL	AST	COMB	SK	/ YDS	TFL	QH	IN	PD	FF	FR	TKL	AST	FF	FR	BL	TKL	AST	FF	FR	
J.Reed	4	4	8	1	9	1	1	0	0	0	0	0	0	0	0	0	0	0	0	0	0
D.Campbell	6	1	7	0	0	0	0	0	0	0	0	0	0	0	0	0	0	0	0	0	0
R.Ford	6	1	7	0	0	0	0	0	0	0	0	0	0	0	0	0	0	0	0	0	0
R.Gary	4	3	7	2	17	1	2	0	0	1	1	0	0	0	0	0	0	0	0	0	0
Q.Walker	4	3	7	0	0	1	0	0	0	0	0	1	0	0	0	0	0	0	0	0	0
K.Clark	2	4	6	0	0	0	0	0	0	0	0	0	0	0	0	0	0	0	0	0	0
E.Stokes	5	0	5	0	0	0	0	0	0	0	0	0	0	0	0	0	0	0	0	0	0
D.Lowry	1	4	5	0.5	3	0	1	0	0	0	0	0	0	0	0	0	0	0	0	0	0
D.Savage	2	2	4	0	0	1	0	0	0	0	0	0	0	0	0	0	0	0	0	0	0
R.Douglas	2	1	3	0	0	1	0	0	0	0	0	1	0	0	0	0	0	0	0	0	0
P.Smith	1	2	3	0.5	3	0	1	0	0	0	0	0	0	0	0	0	0	0	0	0	0
A.Amos	2	0	2	0	0	1	0	0	0	0	0	0	0	0	0	0	0	0	0	0	0
D.Wyatt	1	0	1	0	0	0	0	0	0	0	0	0	0	0	0	0	0	0	0	0	0
T.Slaton	1	0	1	0	0	0	0	0	0	0	0	0	0	0	0	0	0	0	0	0	0
J.Garvin	0	0	0	0	0	0	1	0	0	0	0	0	0	0	0	0	0	0	0	0	0
K.Nixon	0	0	0	0	0	0	1	0	0	0	0	0	0	0	0	0	0	0	0	0	0
T.Davis	0	0	0	0	0	0	0	0	0	0	0	1	1	0	0	0	0	0	0	0	0
P.Taylor	0	0	0	0	0	0	0	0	0	0	0	1	0	0	0	0	0	0	0	0	0
I.McDuffie	0	0	0	0	0	0	0	0	0	0	0	1	0	0	0	0	0	0	0	0	0
S.Jean-Charles	0	0	0	0	0	0	0	0	0	0	0	0	1	0	0	0	0	0	0	0	0
E.Jenkins	0	0	0	0	0	0	0	0	0	0	0	0	0	0	0	0	0	0	0	1	
Total	41	25	66	4	32	6	7	0	0	1	1	5	2	0	0	0	0	0	0	1	





## Second Half Summary

Patriots	$7 \times 7 = 14$
Packers	$10 \times 7 = 17$

### Scoring Plays

Team	Qtr	Time	Play Description (Extra Point) (Drive Info)	Visitor	Home
Packers	3	9:20	R.Tonyan 20 yd. pass from A.Rodgers (M.Crosby kick) (10-81, 5:40)	10	14
Patriots	3	4:52	D.Parker 25 yd. pass from B.Zappe (N.Folk kick) (7-75, 4:28)	17	14
Packers	3	0:05	M.Crosby 38 yd. Field Goal (8-59, 4:47)	17	17
Patriots	4	11:14	D.Harris 5 yd. run (N.Folk kick) (7-66, 3:51)	24	17
Packers	4	6:14	R.Doubs 13 yd. pass from A.Rodgers (M.Crosby kick) (9-75, 5:00)	24	24

	New England Patriots	Green Bay Packers
<b>TOTAL FIRST DOWNS</b>	9	12
First Downs Rushing-Passing-by Penalty	5 - 3 - 1	4 - 7 - 1
<b>THIRD DOWN EFFICIENCY</b>	0-2-0.0%	3-6-50.0%
<b>TOTAL NET YARDS</b>	141	238
Total Offensive Plays	20	32
<b>NET YARDS RUSHING</b>	88	81
<b>NET YARDS PASSING</b>	53	157
Gross Yards Passing	68	157
Times thrown-yards lost attempting to pass	2-15	0-0
<b>Pass Attempts-Completions-Had Intercepted</b>	4 - 4 - 0	18 - 12 - 0
<b>Punts-Number and Average</b>	2 - 37.5	1 - 43.0
<b>Penalties-Number and Yards</b>	3 - 26	4 - 40
<b>Fumbles-Number and Lost</b>	0 - 0	1 - 0
<b>Red Zone Efficiency</b>	1-1-100%	2-2-100%
<b>Average Drive Start</b>	NE 22	GB 30

New England Patriots										Green Bay Packers											
RUSHING		ATT	YDS	AVG	LG	TD					RUSHING		ATT	YDS	AVG	LG	TD				
R.Stevenson		7	45	6.4	17	0					A.Jones		7	49	7.0	17	0				
D.Harris		7	43	6.1	14	1					A.Dillon		7	32	4.6	13	0				
Total		14	88	6.3	17	1					Total		14	81	5.8	17	0				
PASSING		ATT	CMP	YDS	SK/YD	TD	LG	IN	RT			PASSING		ATT	CMP	YDS	SK/YD	TD	LG	IN	RT
B.Zappe		4	4	68	2/15	1	25	0	158.3			A.Rodgers		18	12	157	0/0	2	32	0	131.0
Total		4	4	68	2/15	1	25	0	158.3			Total		18	12	157	0/0	2	32	0	131.0
PASS RECEIVING		TAR	REC	YDS	AVG	LG	TD					PASS RECEIVING		TAR	REC	YDS	AVG	LG	TD		
D.Parker		1	1	25	25.0	25	1					A.Lazard		2	2	51	25.5	32	0		
N.Agholor		1	1	21	21.0	21	0					R.Cobb		2	2	31	15.5	24	0		
K.Bourne		1	1	16	16.0	16	0					R.Doubs		5	2	29	14.5	16	1		
H.Henry		1	1	6	6.0	6	0					R.Tonyan		2	2	22	11.0	20	1		
												A.Jones		2	2	5	2.5	4	0		
												A.Dillon		1	1	11	11.0	11	0		
												C.Watson		2	1	8	8.0	8	0		
												J.Deguara		1	0	0	0.0	0	0		
Total		4	4	68	17.0	25	1					Total		17	12	157	13.1	32	2		

[illegible]

## Second Half Summary

[illegible]

## Overtime Summary

## Overtime Summary

PERIOD SCORES		TIME OF POSSESSION
0	Patriots	1:29
3	Packers	8:31

### Scoring Plays

Team	Qtr	Time	Play Description (Extra Point) (Drive Info)	Visitor	Home
Packers	5	0:00	M.Crosby 31 yd. Field Goal (12-77, 6:47)	24	27
				New England Patriots	Green Bay Packers
TOTAL FIRST DOWNS				0	4
First Downs Rushing-Passing-by Penalty				0 - 0 - 0	1 - 3 - 0
THIRD DOWN EFFICIENCY				0-1-0.0%	2-3-66.7%
TOTAL NET YARDS				5	80
Total Offensive Plays				3	14
NET YARDS RUSHING				5	30
NET YARDS PASSING				0	50
Gross Yards Passing				0	50
Times thrown-yards lost attempting to pass				0-0	0-0
Pass Attempts-Completions-Had Intercepted				1 - 0 - 0	6 - 5 - 0
Punts-Number and Average				1 - 36.0	1 - 43.0
Penalties-Number and Yards				0 - 0	0 - 0
Fumbles-Number and Lost				0 - 0	0 - 0
Red Zone Efficiency				0-0-0%	0-1-0%
Average Drive Start				NE 49	GB 18

New England Patriots									Green Bay Packers										
RUSHING		ATT	YDS	AVG	LG	TD			RUSHING		ATT	YDS	AVG	LG	TD				
D.Harris		2	5	2.5	5	0			A.Dillon		6	24	4.0	7	0				
									A.Jones		2	6	3.0	3	0				
Total		2	5	2.5	5	0			Total		8	30	3.8	7	0				
PASSING		ATT	CMP	YDS	SK/YD	TD	LG	IN	RT	PASSING		ATT	CMP	YDS	SK/YD	TD	LG	IN	RT
B.Zappe		1	0	0	0/0	0	0	0	39.6	A.Rodgers		6	5	50	0/0	0	22	0	101.4
Total		1	0	0	0/0	0	0	0	39.6	Total		6	5	50	0/0	0	22	0	101.4
PASS RECEIVING		TAR	REC	YDS	AVG	LG	TD			PASS RECEIVING		TAR	REC	YDS	AVG	LG	TD		
H.Henry		1	0	0	0.0	0	0			R.Doubs		2	2	17	8.5	9	0		
										A.Lazard		1	1	22	22.0	22	0		
										R.Cobb		1	1	11	11.0	11	0		
										A.Jones		1	1	0	0.0	0	0		
										A.Dillon		1	0	0	0.0	0	0		
Total		1	0	0	0	0	0			Total		6	5	50	10.0	22	0		

[illegible]

Green Bay Packers	Regular Defensive Plays										Special Teams					Misc			
	TKL	AST	COMB	SK / YDS	TFL	QH	IN	PD	FF	FR	TKL	AST	FF	FR	BL	TKL	AST	FF	FR
D.Lowry	1	0	1	0	0	0	0	0	0	0	0	0	0	0	0	0	0	0	0
J.Reed	1	0	1	0	0	0	0	0	0	0	0	0	0	0	0	0	0	0	0
I.McDuffie	0	0	0	0	0	0	0	0	0	0	1	0	0	0	0	0	0	0	0
Total	2	0	2	0	0	0	0	0	0	0	1	0	0	0	0	0	0	0	0

Play By Play

First Quarter

10/2/2022

GB wins the coin toss and elects to defer. NE elects to Receive, and GB elects to defend the south goal.

M.Crosby kicks 65 yards from GB 35 to end zone, Touchback.

New England Patriots at 15:00

1-10-NE 25	(15:00) (Shotgun) D.Harris left guard to NE 30 for 5 yards (D.Campbell, K.Clark).	
2-5-NE 30	(14:30) (Shotgun) B.Hoyer pass short right to K.Bourne to NE 37 for 7 yards (D.Lowry; D.Savage).	P1
<u>1-10-NE 37</u>	(13:51) D.Harris left end pushed ob at NE 45 for 8 yards (D.Campbell).	
2-2-NE 45	(13:15) D.Harris right tackle to NE 48 for 3 yards (J.Reed; R.Gary).	R2
<u>1-10-NE 48</u>	(12:32) D.Harris right end to GB 46 for 6 yards (D.Campbell).	
2-4-GB 46	(11:50) B.Hoyer pass deep left to N.Agholor ran ob at GB 19 for 27 yards (R.Douglas) [J.Garvin].	P3
	Timeout #1 by NE at 11:08.	
<u>1-10-GB 19</u>	(11:08) (Shotgun) R.Stevenson up the middle to GB 18 for 1 yard (R.Gary; J.Reed).	
2-9-GB 18	(10:31) B.Hoyer pass short left to D.Parker to GB 19 for -1 yards (R.Douglas).	
3-10-GB 19	(9:53) (Shotgun) B.Hoyer pass incomplete short left to H.Henry.	
4-10-GB 19	<b>(9:49) N.Folk 37 yard field goal is GOOD, Center-J.Cardona, Holder-J.Bailey.</b>	

NE 3 GB 0, 10 plays, 56 yards, 5:15 drive, 5:15 elapsed

J.Bailey kicks 65 yards from NE 35 to end zone, Touchback.

Green Bay Packers at 9:45

1-10-GB 25	(9:45) (Shotgun) A.Rodgers pass short middle to A.Lazard to GB 49 for 24 yards (D.McCourty, Ja.Jones).	P1
<u>1-10-GB 49</u>	(8:59) (Shotgun) A.Rodgers pass short left to R.Doubs to 50 for 1 yard (A.Phillips, Ja.Jones). FUMBLES (Ja.Jones), touched at NE 49, RECOVERED by NE-Ja.Jones at GB 49.	

New England Patriots at 8:52

1-10-GB 49	(8:52) (Shotgun) D.Harris right end pushed ob at GB 46 for 3 yards (E.Stokes).	
2-7-GB 46	(8:16) (Shotgun) B.Hoyer pass short middle to R.Stevenson to GB 40 for 6 yards (A.Amos).	
3-1-GB 40	(7:36) M.Cannon reported in as eligible. R.Stevenson left guard to GB 37 for 3 yards (D.Lowry; Q.Walker).	R4
<u>1-10-GB 37</u>	(6:59) R.Stevenson right end to GB 35 for 2 yards (K.Clark, R.Gary).	
2-8-GB 35	(6:23) (Shotgun) B.Hoyer pass short right to D.Harris to GB 37 for -2 yards (A.Amos).	
3-10-GB 37	(5:46) (Shotgun) B.Hoyer sacked at GB 45 for -8 yards (R.Gary).	
4-18-GB 45	(5:07) J.Bailey punts 45 yards to end zone, Center-J.Cardona, Touchback.	

Green Bay Packers at 5:00

1-10-GB 20	(5:00) (Shotgun) A.Dillon up the middle to GB 25 for 5 yards (A.Phillips, C.Barmore).	
2-5-GB 25	(4:16) (Shotgun) A.Jones left tackle to GB 45 for 20 yards (M.Wilson).	R2
	<i>PENALTY on NE-M.Wilson, Face Mask, 15 yards, enforced at GB 45.</i>	X3
<u>1-10-NE 40</u>	(3:52) A.Jones left end to NE 39 for 1 yard (A.Jennings; D.Godchaux).	
2-9-NE 39	(3:11) (Shotgun) A.Rodgers pass incomplete short right to A.Jones.	
3-9-NE 39	(3:07) (Shotgun) A.Rodgers sacked at NE 46 for -7 yards (M.Judon).	
4-16-NE 46	(2:32) P.O'Donnell punts 38 yards to NE 8, Center-J.Coco, fair catch by Ma.Jones.	

New England Patriots at 2:25

1-10-NE 8	(2:25) <i>M.Cannon reported in as eligible. PENALTY on NE-I.Wynn, False Start, 4 yards, enforced at NE 8 - No Play.</i>	
1-14-NE 4	(2:25) D.Harris right end to NE 6 for 2 yards (E.Stokes, R.Ford).	
	<i>Penalty on NE-I.Wynn, Offensive Holding, declined.</i>	
2-12-NE 6	(2:05) M.Cannon reported in as eligible. D.Harris up the middle to NE 10 for 4 yards (D.Wyatt).	
3-8-NE 10	(1:19) (Shotgun) B.Zappe pass incomplete short right to R.Stevenson.	
4-8-NE 10	(1:14) J.Bailey punts 59 yards to GB 31, Center-J.Cardona. Am.Rodgers to GB 35 for 4 yards (B.Schooler).	
	<i>PENALTY on NE-B.Schooler, Horse Collar Tackle, 15 yards, enforced at GB 35.</i>	

Green Bay Packers at 1:03

1-10-50	(1:03) A.Jones right end to NE 40 for 10 yards (J.Tavai).	R4
<u>1-10-NE 40</u>	(:23) (Shotgun) A.Jones left tackle to NE 35 for 5 yards (J.Tavai).	

END OF QUARTER

	Score	Time Poss	First Downs				Efficiencies	
			R	P	X	T	3 Down	4 Down
New England Patriots	3	10:29	2	2	0	4	1/4	0/0
Green Bay Packers	0	4:31	2	1	1	4	0/1	0/0



New England Patriots vs Green Bay Packers at Lambeau Field

Second Quarter

10/2/2022

Play By Play

Green Bay Packers continued.

2-5-NE 35	(15:00) (Shotgun) A.Dillon up the middle to NE 32 for 3 yards (A.Phillips; M.Judon).	
3-2-NE 32	(14:21) (Shotgun) A.Jones right end ran ob at NE 25 for 7 yards (D.McCourtly).	R5
<u>1-10-NE 25</u>	(13:43) (Shotgun) A.Jones left end pushed ob at NE 15 for 10 yards (J.Tavai).	R6
<u>1-10-NE 15</u>	(13:05) C.Watson right end for 15 yards, TOUCHDOWN.	R7
M.Crosby extra point is GOOD, Center-J.Coco, Holder-P.O'Donnell.		

NE 3 GB 7, 6 plays, 50 yards, 3:03 drive, 2:00 elapsed

M.Crosby kicks 63 yards from GB 35 to NE 2. Ma.Jones to NE 27 for 25 yards (T.Davis).

New England Patriots at 13:00, (1st play from scrimmage 12:55)

1-10-NE 27	(12:55) (Shotgun) B.Zappe pass short right to L.Humphrey pushed ob at NE 36 for 9 yards (E.Stokes).	
2-1-NE 36	(12:24) (Shotgun) B.Zappe pass short left to N.Agholor to NE 34 for -2 yards (D.Savage).	
3-3-NE 34	(12:08) (Shotgun) R.Stevenson left guard to NE 38 for 4 yards (D.Campbell; P.Smith).	R5
<u>1-10-NE 38</u>	(11:21) R.Stevenson left end to NE 36 for -2 yards (Q.Walker).	
2-12-NE 36	(10:44) (Shotgun) B.Zappe pass incomplete short middle to N.Agholor.	
3-12-NE 36	(10:40) (Shotgun) B.Zappe pass short left to R.Stevenson to NE 38 for 2 yards (R.Gary).	
4-10-NE 38	(10:01) J.Bailey punts 62 yards to end zone, Center-J.Cardona, Touchback.	

Green Bay Packers at 9:52

1-10-GB 20	(9:52) (Shotgun) A.Rodgers pass incomplete deep right to C.Watson.
2-10-GB 20	(9:47) (Shotgun) A.Dillon up the middle to GB 22 for 2 yards (C.Barmore).
3-8-GB 22	(9:04) (Shotgun) A.Rodgers pass incomplete deep left to A.Lazard.
4-8-GB 22	(8:59) P.O'Donnell punts 38 yards to NE 40, Center-J.Coco, out of bounds.
PENALTY on NE-Co.Davis, Illegal Blindside Block, 15 yards, enforced at NE 40.	

New England Patriots at 8:52

1-10-NE 25	(8:52) D.Harris right tackle to NE 30 for 5 yards (R.Ford).	
2-5-NE 30	(8:11) (Shotgun) K.Bourne left end to NE 45 for 15 yards (Q.Walker).	R6
<u>1-10-NE 45</u>	(7:27) B.Zappe pass incomplete short right to K.Bourne.	
2-10-NE 45	(7:22) (Shotgun) D.Harris left end to NE 47 for 2 yards (R.Gary).	
3-8-NE 47	(6:38) (Shotgun) B.Zappe pass short right to H.Henry to GB 46 for 7 yards (E.Stokes).	
4-1-GB 46	(5:53) J.Bailey punts 37 yards to GB 9, Center-J.Cardona, fair catch by Am.Rodgers.	

Green Bay Packers at 5:46

1-10-GB 9	(5:46) (Shotgun) A.Jones left end to GB 11 for 2 yards (C.Barmore; D.Wise).	
2-8-GB 11	(5:07) (Shotgun) A.Rodgers pass short right to A.Lazard to GB 24 for 13 yards (Ja.Jones).	P8
<u>1-10-GB 24</u>	(4:27) (Shotgun) A.Dillon left guard to GB 31 for 7 yards (D.McCourtly, A.Phillips).	
Timeout #1 by GB at 03:46.		
2-3-GB 31	(3:46) A.Rodgers pass incomplete deep left.	
3-3-GB 31	(3:41) (Shotgun) A.Rodgers pass incomplete deep right.	
4-3-GB 31	(3:35) P.O'Donnell punts 48 yards to NE 21, Center-J.Coco. Ma.Jones ran ob at 50 for 29 yards (P.Taylor).	

New England Patriots at 3:22

1-10-50	(3:22) (Shotgun) B.Zappe pass incomplete short right.	
2-10-50	(3:15) (Shotgun) B.Zappe pass short right to R.Stevenson to GB 43 for 7 yards (Q.Walker).	
3-3-GB 43	(2:34) (Shotgun) R.Stevenson right end to GB 35 for 8 yards (R.Ford).	R7

Two-Minute Warning

<u>1-10-GB 35</u>	(2:00) M.Cannon reported in as eligible. R.Stevenson right tackle to GB 30 for 5 yards (T.Slaton, Q.Walker).	
2-5-GB 30	(1:13) (Shotgun) M.Cannon reported in as eligible. B.Zappe pass short left to R.Stevenson to GB 22 for 8 yards (D.Campbell).	P8
Timeout #2 by NE at 01:04.		
<u>1-10-GB 22</u>	(1:04) (Shotgun) B.Zappe sacked at GB 31 for -9 yards (R.Gary). FUMBLES (R.Gary) [R.Gary], RECOVERED by GB-R.Gary at GB 31.	

Green Bay Packers at 0:54

1-10-GB 31	(:54) (Shotgun) A.Rodgers pass incomplete deep left to R.Cobb.	
2-10-GB 31	(:49) (Shotgun) A.Rodgers scrambles up the middle to GB 32 for 1 yard (J.Bentley).	
3-9-GB 32	(:22) (No Huddle, Shotgun) A.Rodgers pass short right intended for A.Lazard INTERCEPTED by Ja.Jones at GB 40. Ja.Jones for 40 yards, TOUCHDOWN.	

New England Patriots vs Green Bay Packers at Lambeau Field

New England Patriots at 0:13

N.Folk extra point is GOOD, Center-J.Cardona, Holder-J.Bailey.

NE 10 GB 7, 0 plays, 40 yards, 0:00 drive , 14:47 elapsed

N.Folk kicks 64 yards from NE 35 to GB 1. Am.Rodgers to GB 35 for 34 yards (M.Bryant).

Green Bay Packers at 0:13, (1st play from scrimmage 0:07)

1-10-GB 35 (:07) (Shotgun) A.Rodgers pass short left to A.Lazard to GB 41 for 6 yards (M.Bryant).

END OF QUARTER

	Score	Time Poss	First Downs				Efficiencies	
			R	P	X	T	3 Down	4 Down
New England Patriots	10	8:42	3	1	0	4	2/4	0/0
Green Bay Packers	7	6:18	3	1	0	4	1/4	0/0

Play By Play

Third Quarter

10/2/2022

GB elects to Receive, and NE elects to defend the North goal.

J.Bailey kicks 62 yards from NE 35 to GB 3. Am.Rodgers to GB 19 for 16 yards (Co.Davis).

Green Bay Packers at 15:00, (1st play from scrimmage 14:55)

1-10-GB 19	(14:55) (Shotgun) A.Rodgers pass incomplete short left to C.Watson.	
2-10-GB 19	(14:51) (Shotgun) A.Rodgers pass incomplete short middle to R.Doubs (Jo.Jones).	
3-10-GB 19	(14:48) (Shotgun) A.Rodgers pass deep right to A.Lazard to NE 49 for 32 yards (Jo.Jones).	P9
<u>1-10-NE 49</u>	(14:04) A.Jones right end to NE 37 for 12 yards (Jo.Jones).	R10
<u>1-10-NE 37</u>	(13:24) A.Jones left end to NE 37 for no gain (D.McCourtly).	
2-10-NE 37	(12:42) (Shotgun) A.Rodgers pass short middle to C.Watson to NE 29 for 8 yards (J.Bentley; M.Bryant).	
3-2-NE 29	(12:02) (Shotgun) A.Dillon right tackle to NE 28 for 1 yard (C.Barmore, D.Godchaux).	
4-1-NE 28	(11:16) A.Jones left end pushed ob at NE 11 for 17 yards (D.McCourtly).	R11
<u>1-10-NE 11</u>	(10:40) (Shotgun) A.Dillon left guard to NE 10 for 1 yard (M.Judon; D.Wise).	
	Timeout #1 by GB at 09:52.	
2-9-NE 10	(9:52) (Shotgun) A.Jones left end pushed ob at NE 6 for 4 yards (D.Wise).	
	PENALTY on GB-D.Bakhtiari, Offensive Holding, 10 yards, enforced at NE 10 - No Play.	
2-19-NE 20	(9:24) (Shotgun) A.Rodgers pass deep middle to R.Tonyan for 20 yards, TOUCHDOWN.	P12
	M.Crosby extra point is GOOD, Center-J.Coco, Holder-P.O'Donnell.	

NE 10 GB 14, 10 plays, 81 yards, 5:40 drive, 5:40 elapsed

M.Crosby kicks 58 yards from GB 35 to NE 7. Ma.Jones pushed ob at NE 39 for 32 yards (R.Douglas).

PENALTY on NE-R.McMillan, Offensive Holding, 10 yards, enforced at NE 35.

New England Patriots at 9:20, (1st play from scrimmage 9:14)

1-10-NE 25	(9:14) B.Zappe pass short right to K.Bourne to NE 41 for 16 yards (R.Ford).	P9
<u>1-10-NE 41</u>	(8:32) (Shotgun) B.Zappe sacked at NE 35 for -6 yards (sack split by D.Lowry and P.Smith).	
	PENALTY on GB-K.Clark, Unnecessary Roughness, 15 yards, enforced at NE 35.	X10
<u>1-10-50</u>	(8:07) D.Harris up the middle to GB 45 for 5 yards (J.Reed; D.Lowry).	
2-5-GB 45	(7:30) D.Harris right guard to GB 31 for 14 yards (R.Ford).	R11
<u>1-10-GB 31</u>	(6:54) D.Harris left end to GB 24 for 7 yards (Q.Walker).	
2-3-GB 24	(6:14) D.Harris left end to GB 20 for 4 yards (P.Smith).	R12
<u>1-10-GB 20</u>	(5:27) M.Cannon reported in as eligible. PENALTY on NE, Delay of Game, 5 yards, enforced at GB 20 - No Play.	
1-15-GB 25	(4:59) B.Zappe pass short right to D.Parker for 25 yards, TOUCHDOWN.	P13
	N.Folk extra point is GOOD, Center-J.Cardona, Holder-J.Bailey.	

NE 17 GB 14, 7 plays, 75 yards, 1 penalty, 4:28 drive, 10:08 elapsed

J.Bailey kicks 60 yards from NE 35 to GB 5. Am.Rodgers to GB 21 for 16 yards (Co.Davis; M.Slater).

Green Bay Packers at 4:52, (1st play from scrimmage 4:48)

1-10-GB 21	(4:48) A.Rodgers pass short right to R.Doubs ran ob at GB 37 for 16 yards (J.Bentley, Ja.Jones).	P13
<u>1-10-GB 37</u>	(4:13) A.Dillon left tackle to GB 46 for 9 yards (M.Judon).	
2-1-GB 46	(3:34) (Shotgun) A.Jones left tackle to NE 46 for 8 yards (A.Phillips).	R14
<u>1-10-NE 46</u>	(2:54) (Shotgun) A.Rodgers pass short middle to A.Lazard to NE 27 for 19 yards (A.Phillips).	P15
<u>1-10-NE 27</u>	(2:09) (Shotgun) A.Dillon up the middle to NE 22 for 5 yards (J.Peppers; J.Bentley).	
2-5-NE 22	(1:26) (Shotgun) A.Dillon right tackle to NE 21 for 1 yard (J.Bentley; D.Ekuaale).	
3-4-NE 21	(:43) (Shotgun) A.Rodgers pass short left to A.Jones to NE 20 for 1 yard (A.Phillips).	
	Timeout #1 by NE at 00:09.	
4-3-NE 20	(:09) M.Crosby 38 yard field goal is GOOD, Center-J.Coco, Holder-P.O'Donnell.	

NE 17 GB 17, 8 plays, 59 yards, 4:47 drive, 14:55 elapsed

M.Crosby kicks 68 yards from GB 35 to NE -3. Ma.Jones to NE 34 for 37 yards (Q.Walker).

END OF QUARTER

	Score	Time	First Downs				Efficiencies	
		Poss	R	P	X	T	3 Down	4 Down
New England Patriots	17	4:33	2	2	1	5	0/0	0/0
Green Bay Packers	17	10:27	3	4	0	7	1/3	1/1

Fourth Quarter

10/2/2022

Play By Play

New England Patriots continued.

New England Patriots Q3-00:05, (1st play from scrimmage 15:00)

1-10-NE 34	(15:00) R.Stevenson right tackle to NE 46 for 12 yards (D.Savage, K.Clark).	R14
<u>1-10-NE 46</u>	(14:23) M.Cannon reported in as eligible. R.Stevenson left tackle to GB 49 for 5 yards (J.Reed).	
2-5-GB 49	(13:46) M.Cannon reported in as eligible. R.Stevenson right tackle to GB 32 for 17 yards (R.Ford).	R15
<u>1-10-GB 32</u>	(13:10) M.Cannon reported in as eligible. R.Stevenson left tackle to GB 30 for 2 yards (K.Clark).	
2-8-GB 30	(12:31) M.Cannon reported in as eligible. B.Zappe pass deep left to N.Agholor to GB 9 for 21 yards (R.Ford).	P16
<u>1-9-GB 9</u>	(11:52) M.Cannon reported in as eligible. D.Harris left end to GB 5 for 4 yards (D.Campbell, Q.Walker).	
2-5-GB 5	<b>(11:19) M.Cannon reported in as eligible. D.Harris left tackle for 5 yards, TOUCHDOWN.</b>	R17
N.Folk extra point is GOOD, Center-J.Cardona, Holder-J.Bailey.		

NE 24 GB 17, 7 plays, 66 yards, 3:51 drive, 3:46 elapsed

J.Bailey kicks 65 yards from NE 35 to end zone, Touchback.

Green Bay Packers at 11:14

1-10-GB 25	(11:14) (Shotgun) A.Rodgers pass incomplete deep right to R.Doubs.	
2-10-GB 25	(11:08) (Shotgun) A.Jones right guard to GB 29 for 4 yards (J.Uche, J.Bentley). NE-A.Phillips was injured during the play.	
3-6-GB 29	(10:31) (Shotgun) A.Rodgers pass deep left to R.Cobb pushed ob at NE 47 for 24 yards (D.McCourtly).	P16
<u>1-10-NE 47</u>	(9:45) A.Jones left end to NE 44 for 3 yards (J.Tavai; K.Dugger).	
2-7-NE 44	(9:04) A.Rodgers pass short middle to A.Dillon to NE 33 for 11 yards (K.Dugger).	P17
<u>1-10-NE 33</u>	(8:23) (Shotgun) A.Dillon right tackle to NE 20 for 13 yards (K.Dugger).	R18
<u>1-10-NE 20</u>	(7:42) (Shotgun) A.Rodgers pass short left to R.Tonyan to NE 18 for 2 yards (J.Peppers).	
2-8-NE 18	(7:04) (Shotgun) A.Jones right guard to NE 13 for 5 yards (D.Wise; J.Bentley).	
3-3-NE 13	<b>(6:17) (Shotgun) A.Rodgers pass short right to R.Doubs for 13 yards, TOUCHDOWN.</b>	P19
M.Crosby extra point is GOOD, Center-J.Coco, Holder-P.O'Donnell.		

NE 24 GB 24, 9 plays, 75 yards, 5:00 drive, 8:46 elapsed

M.Crosby kicks 61 yards from GB 35 to NE 4. Ma.Jones to NE 25 for 21 yards (S.Jean-Charles; T.Davis).

New England Patriots at 6:14, (1st play from scrimmage 6:09)

1-10-NE 25	(6:09) M.Cannon reported in as eligible. D.Harris left guard to NE 29 for 4 yards (R.Douglas; K.Clark).	
2-6-NE 29	(5:23) B.Zappe sacked at NE 20 for -9 yards (J.Reed).	
3-15-NE 20	(4:37) (Shotgun) B.Zappe pass short right to H.Henry to NE 26 for 6 yards (E.Stokes) [K.Nixon].	
4-9-NE 26	(3:58) J.Bailey punts 31 yards to GB 43, Center-J.Cardona, out of bounds.	

Green Bay Packers at 3:50

1-10-GB 43	(3:50) A.Rodgers pass incomplete short right [A.Phillips].	
2-10-GB 43	(3:44) (Shotgun) A.Rodgers pass short left to A.Jones to GB 47 for 4 yards (Ja.Jones).	
3-6-GB 47	(3:00) (Shotgun) A.Rodgers pass incomplete short right to R.Cobb.	
	<i>PENALTY on NE-M.Bryant, Defensive Pass Interference, 11 yards, enforced at GB 47 - No Play.</i>	X20
<u>1-10-NE 42</u>	(2:56) A.Dillon right tackle to NE 40 for 2 yards (D.Godchaux).	
2-8-NE 40	(2:12) (Shotgun) A.Rodgers pass incomplete short left to J.Deguara.	
	<i>Penalty on GB-J.Myers, Ineligible Downfield Pass, declined.</i>	
3-8-NE 40	(2:08) (Shotgun) A.Rodgers pass incomplete deep right to R.Doubs.	
	Green Bay challenged the incomplete pass ruling, and the play was Upheld. The ruling on the field stands. (Timeout #2.)	
4-8-NE 40	<i>(2:02) (Punt formation) PENALTY on GB, Delay of Game, 5 yards, enforced at NE 40 - No Play.</i>	
4-13-NE 45	(2:02) P.O'Donnell punts 43 yards to NE 2, Center-J.Coco, downed by GB-K.Nixon.	

Two-Minute Warning

New England Patriots at 1:52

1-10-NE 2	(1:52) M.Cannon reported in as eligible. R.Stevenson left guard to NE 4 for 2 yards (D.Campbell).	
	Timeout #3 by GB at 01:48.	
2-8-NE 4	(1:48) M.Cannon reported in as eligible. R.Stevenson left end to NE 9 for 5 yards (J.Reed; D.Savage).	
	Timeout #2 by NE at 01:01.	
3-3-NE 9	(1:01) (Shotgun) R.Stevenson right tackle to NE 11 for 2 yards (J.Reed, K.Clark).	
	Timeout #3 by NE at 00:14.	
4-1-NE 11	(:14) J.Bailey punts 44 yards to GB 45, Center-J.Cardona. Am.Rodgers to NE 48 for 7 yards (M.Wilson; M.Slater).	

New England Patriots vs Green Bay Packers at Lambeau Field

PENALTY on GB-T.Carpenter, Illegal Block Above the Waist, 10 yards, enforced at NE 48.

Green Bay Packers at 0:04

1-10-GB 42 (04) (Shotgun) A.Rodgers pass short middle to R.Cobb to GB 49 for 7 yards. FUMBLES, touched at GB 49, recovered by GB-E.Jenkins at NE 49. E.Jenkins to NE 49 for no gain (J.Bentley).

END OF QUARTER	Time		First Downs				Efficiencies	
	Score	Poss	R	P	X	T	3 Down	4 Down
New England Patriots	24	7:58	3	1	0	4	0/2	0/0
Green Bay Packers	24	7:02	1	3	1	5	2/3	0/0

Play By Play

Overtime

10/2/2022

GB wins toss, elects to Receive, and NE elects to defend the South goal.

J.Bailey kicks 65 yards from NE 35 to end zone, Touchback.

Green Bay Packers at 10:00

- 1-10-GB 25 (10:00) (Shotgun) A.Jones left end to GB 28 for 3 yards (D.Godchaux, J.Tavai).
- 2-7-GB 28 (9:20) (Shotgun) A.Rodgers pass short right to A.Jones to GB 28 for no gain (J.Tavai).  
Timeout #1 by GB at 08:33.
- 3-7-GB 28 (8:33) (Shotgun) A.Rodgers pass incomplete short right to A.Dillon [C.Barmore].
- 4-7-GB 28 (8:26) P.O'Donnell punts 43 yards to NE 29, Center-J.Coco. Ma.Jones to NE 49 for 20 yards (L.McDuffie).

New England Patriots at 8:16

- 1-10-NE 49 (8:16) M.Cannon reported in as eligible. D.Harris up the middle to GB 46 for 5 yards (J.Reed).
- 2-5-GB 46 (7:41) M.Cannon reported in as eligible. D.Harris left tackle to GB 46 for no gain (D.Lowry).  
Timeout #1 by NE at 07:00.
- 3-5-GB 46 (7:00) (Shotgun) B.Zappe pass incomplete short right to H.Henry.
- 4-5-GB 46 (6:54) J.Bailey punts 36 yards to GB 10, Center-J.Cardona, fair catch by Am.Rodgers.

Green Bay Packers at 6:47

- 1-10-GB 10 (6:47) A.Jones right tackle to GB 13 for 3 yards (J.Tavai).
- 2-7-GB 13 (6:05) (Shotgun) A.Rodgers pass deep left to A.Lazard to GB 35 for 22 yards (A.Phillips). P21
- 1-10-GB 35 (5:25) (Shotgun) A.Dillon left guard to GB 42 for 7 yards (Jo.Jones).
- 2-3-GB 42 (4:47) (Shotgun) A.Dillon up the middle to GB 44 for 2 yards (D.Godchaux, J.Bentley).
- 3-1-GB 44 (4:04) A.Rodgers pass short middle to R.Cobb to NE 45 for 11 yards (M.Bryant). P22
- 1-10-NE 45 (3:18) (Shotgun) A.Rodgers pass short left to R.Doubs pushed ob at NE 37 for 8 yards (Ja.Jones).
- 2-2-NE 37 (3:13) A.Rodgers pass short left to R.Doubs to NE 28 for 9 yards (Jo.Jones). P23
- 1-10-NE 28 (2:32) A.Dillon right tackle to NE 24 for 4 yards (Ja.Jones; J.Tavai).

Two-Minute Warning

- 2-6-NE 24 (2:00) (Shotgun) A.Dillon right tackle to NE 21 for 3 yards (D.Godchaux; D.Wise).
- 3-3-NE 21 (1:15) A.Dillon right guard to NE 14 for 7 yards (Jo.Jones; D.McCourty). R24
- 1-10-NE 14 (:30) A.Dillon right tackle to NE 13 for 1 yard (M.Judon).  
Timeout #2 by GB at 00:04.  
Timeout #2 by NE at 00:04.
- 2-9-NE 13 (:04) M.Crosby 31 yard field goal is GOOD, Center-J.Coco, Holder-P.O'Donnell.

NE 24 GB 27, 12 plays, 77 yards, 6:47 drive, 10:00 elapsed									
END OF QUARTER	Score	Time	First Downs				Efficiencies		
		Poss	R	P	X	T	3 Down	4 Down	
New England Patriots	24	1:29	0	0	0	0	0/1	0/0	
Green Bay Packers	27	8:31	1	3	0	4	2/3	0/0	

# Miscellaneous Statistics Report

New England Patriots vs Green Bay Packers  
10/2/2022 at Lambeau Field

Ten Longest Plays for New England Patriots

Yards	Qtr	Play Start	Play Description
27	1	2-4-GB 46	(11:50) B.Hoyer pass deep left to N.Agholor ran ob at GB 19 for 27 yards (R.Douglas) [J.Garvin].
25	3	1-15-GB 25	(4:59) B.Zappe pass short right to D.Parker for 25 yards, TOUCHDOWN.
21	4	2-8-GB 30	(12:31) M.Cannon reported in as eligible. B.Zappe pass deep left to N.Agholor to GB 9 for 21 yards (R.Ford).
17	4	2-5-GB 49	(13:46) M.Cannon reported in as eligible. R.Stevenson right tackle to GB 32 for 17 yards (R.Ford).
16	3	1-10-NE 25	(9:14) B.Zappe pass short right to K.Bourne to NE 41 for 16 yards (R.Ford).
15	2	2-5-NE 30	(8:11) (Shotgun) K.Bourne left end to NE 45 for 15 yards (Q.Walker).
14	3	2-5-GB 45	(7:30) D.Harris right guard to GB 31 for 14 yards (R.Ford).
12	4	1-10-NE 34	(15:00) R.Stevenson right tackle to NE 46 for 12 yards (D.Savage, K.Clark).
9	2	1-10-NE 27	(12:55) (Shotgun) B.Zappe pass short right to L.Humphrey pushed ob at NE 36 for 9 yards (E.Stokes).
9	3	1-10-NE 41	(8:32) (Shotgun) B.Zappe sacked at NE 35 for -6 yards (sack split by D.Lowry and P.Smith). PENALTY on GB-K.Clark, Unnecessary Roughness, 15 yards, enforced at NE 35.

Ten Longest Plays for Green Bay Packers

Yards	Qtr	Play Start	Play Description
35	1	2-5-GB 25	(4:16) (Shotgun) A.Jones left tackle to GB 45 for 20 yards (M.Wilson).
32	3	3-10-GB 19	(14:48) (Shotgun) A.Rodgers pass deep right to A.Lazard to NE 49 for 32 yards (Jo.Jones).
24	1	1-10-GB 25	(9:45) (Shotgun) A.Rodgers pass short middle to A.Lazard to GB 49 for 24 yards (D.McCourt, Ja.Jones).
24	4	3-6-GB 29	(10:31) (Shotgun) A.Rodgers pass deep left to R.Cobb pushed ob at NE 47 for 24 yards (D.McCourt).
22	5	2-7-GB 13	(6:05) (Shotgun) A.Rodgers pass deep left to A.Lazard to GB 35 for 22 yards (A.Phillips).
20	3	2-19-NE 20	(9:24) (Shotgun) A.Rodgers pass deep middle to R.Tonyan for 20 yards, TOUCHDOWN.
19	3	1-10-NE 46	(2:54) (Shotgun) A.Rodgers pass short middle to A.Lazard to NE 27 for 19 yards (A.Phillips).
17	3	4-1-NE 28	(11:16) A.Jones left end pushed ob at NE 11 for 17 yards (D.McCourt).
16	3	1-10-GB 21	(4:48) A.Rodgers pass short right to R.Doubs ran ob at GB 37 for 16 yards (J.Bentley, Ja.Jones).
15	2	1-10-NE 15	(13:05) C.Watson right end for 15 yards, TOUCHDOWN.

Touchdown Scoring Information

		Offense	Defense	Special Teams
VISITOR	New England Patriots	2	1	0
HOME	Green Bay Packers	3	0	0

Player Scoring Information

Club	Player	TD	Rush TD	Rec KO TD	Punt Int TD	Fum TD	Misc TD	FG	XP	2Pt Rush	2Pt Rec	Sfty	Points
NE	D.Harris	0	1	0	0	0	0	0	0	0	0	0	6
NE	D.Parker	0	0	1	0	0	0	0	0	0	0	0	6
NE	Ja.Jones	0	0	0	0	1	0	0	0	0	0	0	6
NE	N.Folk	0	0	0	0	0	0	0	1	3	0	0	6
GB	M.Crosby	0	0	0	0	0	0	2	3	0	0	0	9
GB	C.Watson	0	1	0	0	0	0	0	0	0	0	0	6
GB	R.Doubs	0	0	1	0	0	0	0	0	0	0	0	6
GB	R.Tonyan	0	0	1	0	0	0	0	0	0	0	0	6

Possession Detail

	First Half		Second Half		Game	
	Visitor	Home	Visitor	Home	Visitor	Home
Largest Lead	3	4	7	4	7	4
Drives Leading	2	3	0	0	2	3
Time of Possession Leading	5:14	4:05	0:00	0:00	5:14	4:05
Largest Deficit	-4	-3	-4	-7	-4	-7
Drives Trailing	3	4	1	3	4	7
Time of Possession Trailing	8:42	6:44	4:28	15:27	13:10	22:11
Times Score Tied Up		0		2		2
Lead Changes		3		4		7

# Playtime Percentage

Percent of playtime per player on offense, defense and special teams (Unofficial)

New England Patriots						Green Bay Packers					
		Offense	Defense	Special Teams			Offense	Defense	Special Teams		
C Strange	G	58	100%	4	12%	J Runyan	G	73	100%	5	16%
M Onwenu	G	58	100%	4	12%	R Newman	T	73	100%	5	16%
T Brown	T	58	100%	4	12%	J Myers	C	73	100%		
D Andrews	C	58	100%			A Rodgers	QB	73	100%		
D Parker	WR	56	97%			E Jenkins	G	73	100%		
H Henry	TE	49	84%	3	9%	D Bakhtiari	T	70	96%		
I Wynn	T	48	83%	4	12%	A Lazard	WR	70	96%		
B Zappe	QB	43	74%			R Doubs	WR	70	96%		
N Agholor	WR	38	66%			A Jones	RB	45	62%		
R Stevenson	RB	32	55%			A Dillon	RB	42	58%		
L Humphrey	WR	31	53%	9	28%	R Tonyan	TE	32	44%		
K Bourne	WR	26	45%			M Lewis	TE	31	42%	5	16%
D Harris	RB	26	45%			R Cobb	WR	25	34%		
M Cannon	T	25	43%	4	12%	T Davis	TE	21	29%	26	81%
J Smith	TE	17	29%	2	6%	C Watson	WR	18	25%	6	19%
B Hoyer	QB	15	26%			J Deguara	TE	11	15%	12	38%
J Jones	CB		73 100%	10	31%	Y Nijman	T	3	4%	5	16%
D McCourty	FS		73 100%			R Douglas	CB		58 100%	16	50%
J Jones	DB		72 99%	5	16%	E Stokes	CB		58 100%	10	31%
J Bentley	LB		68 93%	8	25%	D Savage	SS		58 100%	7	22%
D Wise	DE		64 88%	10	31%	D Campbell	LB		58 100%	6	19%
M Judon	LB		57 78%			Q Walker	LB		50 86%	10	31%
J Tavai	LB		55 75%	24	75%	K Clark	NT		50 86%	6	19%
A Phillips	SS		54 74%	13	41%	P Smith	LB		49 84%	6	19%
D Godchaux	NT		48 66%			R Ford	SS		44 76%	9	28%
C Barmore	DT		46 63%			R Gary	LB		43 74%	6	19%
K Dugger	FS		42 58%	11	34%	J Reed	DT		41 71%	6	19%
M Bryant	CB		40 55%	6	19%	D Lowry	DE		40 69%	11	34%
A Jennings	LB		28 38%	10	31%	K Nixon	CB		31 53%	21	66%
D Ekuale	DT		22 30%	5	16%	T Slaton	DT		14 24%	9	28%
C Davis	NT		20 27%	9	28%	A Amos	FS		14 24%	2	6%
J Uche	LB		16 22%	10	31%	J Garvin	LB		13 22%	11	34%
J Peppers	SS		15 21%	18	56%	K Enagbare	LB		11 19%	5	16%
M Wilson	LB		10 14%	18	56%	D Wyatt	DT		5 9%		
C Davis	FS			28	88%	S Jean-Charles	CB		1 2%	16	50%
M Slater	WR			28	88%	D Leavitt	FS			24	75%
B Schooler	DB			23	72%	I McDuffie	LB			21	66%
D Mitchell	DE			18	56%	T Galeai	LB			21	66%
J Bailey	P			16	50%	A Rodgers	WR			13	41%
R McMillan	LB			16	50%	P Taylor	RB			11	34%
J Cardona	LS			11	34%	M Crosby	K			10	31%
M Jones	DB			10	31%	P O'Donnell	P			10	31%
N Folk	K			5	16%	J Coco	LS			10	31%
P Strong	RB			4	12%	T Carpenter	DB			6	19%
S Roberts	DT			1	3%						



J Hanson

C

5

16%



# **UPDATED BIOGRAPHIES**



# JAIRE ALEXANDER

## 23

CORNERBACK  
LOUISVILLE

Fifth NFL Season | Fifth Packers Season



Ht: 5-10 | Wt: 196 | Born: February 9, 1997 | NFL Games Played/Started: 51/49 | Acquired: D1-18

### AT A GLANCE

- » In 2021, was voted a captain by his teammates for the first time in his career, but a shoulder injury in Week 4 limited him to four regular-season games and one postseason contest.
- » After leading the team in passes defended for the third straight season (13 in 2020, 23 in 2019, 15 in 2018), was named to his first career Pro Bowl, earned second-team All-Pro honors from The Associated Press and was selected to the All-NFC team by the Pro Football Writers of America in 2020.
- » Named a Pro Bowl alternate after starting all 16 games and posting a career-high 23 passes defended in 2019. Also started both postseason contests and ranked No. 2 on the team with 13 tackles (10 solo).
- » Was named to the PFWA's All-Rookie team in 2018, becoming just the second Packers CB to be honored since 1974 (CB Casey Hayward, 2012).
- » Appeared in 13 games with 11 starts as a rookie and ranked No. 2 on the team with 76 tackles (61 solo) while adding a half-sack, three tackles for a loss, an interception and a QB pressure.
- » Earned second-team All-Atlantic Coast Conference recognition as a sophomore in 2016 after posting a team-high five INTs (tied for No. 11 in the country) along with a career-best 39 tackles (31 solo) and 14 passes defended.

**2022 SEASON:** Has started three games, but missed most of Week 3 and all of Week 4 with a groin injury...Has recorded eight tackles (six solo), a tackle for a loss, a pass defended and an interception...**At Minnesota (Sept. 11):** Registered five tackles (four solo)...**Vs. Chicago (Sept. 18):** Posted three tackles (two solo), a tackle for a loss, a pass defended and with just over two minutes left in the game, cut in front of WR Equanimeous St. Brown to pick off a QB Justin Fields pass at the Chicago 39-yard line...**At Tampa Bay (Sept. 25):** Played six snaps before a groin injury ended his day...**Vs. New England (Oct. 2):** Inactive (groin).

### REGULAR-SEASON COMPARISON: DEFENSIVE - NEW YORK GIANTS

DATE	OPP	W/L	GP/GS	TACKLES							INT	TFL	PD	QBH	MISC		
				TOT	SOLO	ASST	SACK	YDS.							TD	FF	FR
12/1/19	GB @ NYG	W	S	2	2	0	0.0	0.0	0	0	1	0	0	0	0	0	0
TOTALS		1/0	1/1	2	2	0	0.0	0.0	0	0	1	0	0	0	0	0	0

### JAIRE ALEXANDER'S NFL REGULAR-SEASON DEFENSIVE STATISTICS

		TACKLES										INTERCEPTIONS										ST				MISC		
YEAR	TEAM	GP	GS	TK	S	A	TFL	YDS	SK	YDS	QBH	NO	YDS	LG	TD	PD	FF	FR	TD	YDS	TK	S	A	FF	FR	S	A	
2018	Packers	13	11	76	61	15	3	27	0.5	3.0	1	1	27	27	0	15	0	0	0	0	2	2	0	0	2	0	0	0
2019	Packers	16	16	63	41	22	2	4	0.0	0.0	0	2	37	37	0	23	1	1	0	0	0	0	0	0	0	0	0	
2020	Packers	15	15	51	40	11	2	6	1.0	4.0	1	1	-4	0	0	13	1	0	0	0	0	0	0	0	0	0	0	
2021	Packers	4	4	13	9	4	0	0	0.0	0.0	0	1	30	30	0	3	0	0	0	0	0	0	0	0	0	0	0	
2022	Packers	3	3	8	6	2	1	3	0.0	0.0	0	1	0	0	0	1	0	0	0	0	0	0	0	0	0	0	0	
NFL TOTALS		51	49	211	157	54	8	40	1.5	7.0	2	6	90	37	0	55	2	1	0	0	2	2	0	0	2	0	0	

### JAIRE ALEXANDER'S NFL POSTSEASON DEFENSIVE STATISTICS

		TACKLES										INTERCEPTIONS										ST				MISC	
YEAR	TEAM	GP	GS	TK	S	A	TFL	YDS	SK	YDS	QBH	NO	YDS	LG	TD	PD	FF	FR	TD	YDS	TK	S	A	FF	FR	S	A
2019	Packers	2	2	13	10	3	0	0	0.0	0.0	0	0	0	0	0	1	0	0	0	0	0	0	0	0	0	0	0
2020	Packers	2	2	4	3	1	1	3	0	0.0	0	2	16	16	0	3	0	0	0	0	0	0	0	0	0	0	0
2021	Packers	1	0	0	0	0	0	0	0.0	0.0	0	0	0	0	0	0	0	0	0	0	0	0	0	0	0	0	0
NFL TOTALS		5	4	17	13	4	1	3	0.0	0.0	0	2	16	16	0	4	0	0	0	0	0	0	0	0	0	0	0

### SINGLE-GAME HIGHS: DEFENSIVE

**Total Tackles** 12 vs. Atlanta Falcons, Dec 09, 2018  
10 vs. Minnesota Vikings, Sep 16, 2018

**Solo Tackles** 10 vs. Atlanta Falcons, Dec 09, 2018  
7 at Los Angeles Rams, Oct 28, 2018  
...1 more at 7.

**Sacks** 1.0 at Minnesota Vikings, Sep 13, 2020  
0.5 vs. Minnesota Vikings, Sep 16, 2018

**Passes Defended** 5 at Los Angeles Rams, Oct 28, 2018  
4 vs. Minnesota Vikings, Sep 15, 2019

**Forced Fumbles** 1 at Chicago Bears, Jan 03, 2021  
1 vs. Denver Broncos, Sep 22, 2019

**Fumble Recoveries** 1 vs. Denver Broncos, Sep 22, 2019

**Tackles For Loss** 1 at New Orleans Saints, Sep 27, 2020  
1 at Minnesota Vikings, Sep 13, 2020  
...5 more at 1.

**Interceptions** 1 vs. Chicago Bears, Sep 18, 2022  
1 at San Francisco 49ers, Sep 26, 2021  
...4 more at 1.

**Interception Return Yards** 37 at Dallas Cowboys, Oct 06, 2019  
30 at San Francisco 49ers, Sep 26, 2021

**Safeties** 1 at Minnesota Vikings, Sep 13, 2020

2022 GXG REGULAR SEASON (PACKERS)

DATE	OPPONENT	P/S	TK	S	A	SK	YDS	INT	PD	FF	FR
09/11	at Vikings	S	5	4	1	0.0	0.0	0	0	0	0
09/18	Bears	S	3	2	1	0.0	0.0	1	1	0	0
09/25	at Buccaneers	S	0	0	0	0.0	0.0	0	0	0	0
10/02	Patriots		ON INACTIVE LIST								
2022 TOTALS		3-3	8	6	2	0.0	0.0	1	1	0	0

# ADRIAN AMOS 31

SAFETY  
PENN STATE

Eighth NFL Season | Fourth Packers Season



Ht: 6-0 | Wt: 214 | Born: April 29, 1993 | NFL Games Played/Started: 113/109 | Acquired: UFA (Chi.)-19

## AT A GLANCE

- » One of three safeties in the NFL (Bills S Jordan Poyer and Broncos S Justin Simmons) with multiple interceptions and 70-plus tackles each season from 2018-21.
- » Ranks No. 2 among active NFL safeties in consecutive regular-season games started (71).
- » Was tied for No. 1 in the NFL with three INTs in the postseason from 2018-21 (Buccaneers CB Sean Murphy-Bunting).
- » In each of his first three years with the Packers (2019-21), registered 80-plus tackles (81, 83, 93), 60-plus solo tackles (65, 65, 75), eight-plus passes defended (eight, nine, eight) and multiple interceptions (two, two, two) while starting all 49 contests.
- » Played in 60 games with 56 starts for the Chicago Bears over four seasons (2015-18), recording 305 tackles (244 solo), 17 passes defended, three interceptions, three forced fumbles, three fumble recoveries, 13 tackles for a loss, two sacks and six tackles on special teams. The Bears finished in the top 10 in the NFL in points allowed in each of his final two seasons (No. 1 in 2018 and No. 9 in 2017).
- » In 49 career games (38 starts) at Penn State, notched 149 tackles, seven interceptions, 19 pass breakups, three sacks and nine tackles for a loss and earned All-Big Ten honorable mention three times.

**2022 SEASON:** Has started all four games, registering 13 tackles (eight solo), two tackles for a loss, a QB hit and a pass defended...**At Minnesota (Sept. 11):** Finished with three tackles (two solo) and a pass defended when he covered WR Justin Jefferson on a third-and-2 at the Minnesota 5-yard line...**Vs. Chicago (Sept. 18):** Tied for No. 3 on the team with five tackles (three solo)...**At Tampa Bay (Sept. 25):** Posted three tackles (one solo), a QB hit and a tackle for a loss when he came up to tackle RB Leonard Fournette for a loss of 3 yards in the flat late in the third quarter...**Vs. New England (Oct. 2):** Played 14 plays on defense, recording two tackles (both solo) and a tackle for a loss, before suffering a concussion.

## REGULAR-SEASON COMPARISON: DEFENSIVE - NEW YORK GIANTS

DATE	OPP	W/L	GP/GS	TACKLES						SACK	YDS.	INT	TFL	PD	QBH	MISC			
				TOT	SOLO	ASST										TD	FF	FR	FR
12/1/19	GB @ NYG	W	S	6	5	1		0.0	0.0	0	0	0	0	1	0	0	0	0	0
<b>TOTALS</b>		1/0	1/1	6	5	1		0.0	0.0	0	0	0	0	1	0	0	0	0	0

## ADRIAN AMOS' NFL REGULAR-SEASON DEFENSIVE STATISTICS

			TACKLES										INTERCEPTIONS										ST				MISC			
YEAR	TEAM	GP	GS	TK	S	A	TFL	YDS	SK	YDS	QBH	NO	YDS	LG	TD	PD	FF	FR	TD	YDS	TK	S	A	FF	FR	S	A			
2015	Bears	16	16	108	78	30	2	8	1.0	7.0	1	0	0	0	0	2	0	0	0	0	0	0	0	0	0	0	0			
2016	Bears	15	14	60	50	10	3	8	0.0	0.0	0	0	0	0	0	4	1	1	0	21	3	30	0	0	0	0	0			
2017	Bears	13	10	66	59	7	6	11	0.0	0.0	0	1	90	90	1	3	2	1	0	4	2	20	0	0	0	0	0			
2018	Bears	16	16	71	57	14	2	4	1.0	2.0	1	2	27	26	0	8	0	1	0	15	1	10	0	0	0	0	0			
2019	Packers	16	16	87	64	23	6	8	1.0	4.0	1	2	12	9	0	8	0	0	0	0	3	30	0	0	0	0	0			
2020	Packers	16	16	83	65	18	4	17	2.0	12.0	3	2	47	24	0	9	0	1	0	0	0	0	0	0	0	0	0			
2021	Packers	17	17	93	75	18	0	0	0.0	0.0	0	2	0	0	0	8	0	0	0	0	0	0	0	0	0	0	0			
2022	Packers	4	4	13	8	5	2	5	0.0	0.0	1	0	0	0	0	1	0	0	0	0	0	0	0	0	0	0	0			
NFL TOTALS		113	109	581	456	125	25	61	5.0	25.0	7	9	176	90	1	43	3	4	0	40	9	9	0	0	0	0	0			

## ADRIAN AMOS' NFL POSTSEASON DEFENSIVE STATISTICS

YEAR	TEAM	GP	GS	TK	S	TACKLES					INTERCEPTIONS										ST				MISC					
						A	TFL	YDS	SK	YDS	QBH	NO	YDS	LG	TD	PD	FF	FR	TD	YDS	TK	S	A	FF	FR	S	A			
2018	Bears	1	1	6	5	1	0	0	0.0	0.0	0	1	0	0	0	2	0	0	0	0	0	0	0	0	0	0	0	0	0	0
2019	Packers	2	2	6	3	3	0	0	0.0	0.0	0	0	0	0	0	1	0	0	0	0	0	0	0	0	0	0	0	0	0	0
2020	Packers	2	2	8	6	2	0	0	0.0	0.0	0	1	0	0	0	1	0	0	0	0	0	0	0	0	0	0	0	0	0	0
2021	Packers	1	1	5	3	2	0	0	0.0	0.0	1	1	0	0	0	1	0	0	0	0	0	0	0	0	0	0	0	0	0	0
NFL TOTALS		6	6	25	17	8	0	0	0.0	0.0	1	3	0	0	0	5	0	0	0	0	0	0	0	0	0	0	0	0	0	0



SINGLE-GAME HIGHS: DEFENSIVE

Total Tackles	11 at Minnesota Vikings, Dec 31, 2017 11 vs. Detroit Lions, Oct 02, 2016 ...1 more at 11.
Solo Tackles	9 vs. Detroit Lions, Sep 20, 2021 9 vs. Washington Redskins, Dec 13, 2015
Sacks	1.0 vs. Carolina Panthers, Dec 19, 2020 1.0 at Houston Texans, Oct 25, 2020 ...3 more at 1.0.
Passes Defensed	3 vs. Seattle Seahawks, Nov 14, 2021 3 vs. Carolina Panthers, Dec 19, 2020
Forced Fumbles	1 at Philadelphia Eagles, Nov 26, 2017 1 at New Orleans Saints, Oct 29, 2017 ...1 more at 1.

Fumble Recoveries	1 at Houston Texans, Oct 25, 2020 1 vs. Detroit Lions, Nov 11, 2018 ...2 more at 1.
Tackles For Loss	2 vs. Minnesota Vikings, Sep 15, 2019 2 at Minnesota Vikings, Dec 31, 2017 ...1 more at 2.
Interceptions	1 vs. Seattle Seahawks, Nov 14, 2021 1 at Cincinnati Bengals, Oct 10, 2021 ...7 more at 1.
Interception Return Yards	90 at Baltimore Ravens, Oct 15, 2017 26 vs. Minnesota Vikings, Nov 18, 2018
Special Teams Tackles	2 at Chicago Bears, Sep 05, 2019 1 vs. Minnesota Vikings, Sep 15, 2019 ...6 more at 1.

2022 GXG REGULAR SEASON (PACKERS)

DATE	OPPONENT	P/S	TK	S	A	SK	YDS	INT	PD	FF	FR
09/11	at Vikings	S	3	2	1	0	0	0	0	1	0
09/18	Bears	S	5	3	2	0	0	0	0	0	0
09/25	at Buccaneers	S	3	1	2	0	0	0	0	0	0
10/02	Patriots	S	2	2	0	0	0	0	0	0	0
2022 TOTALS		4-4	13	8	5	0	0	0	0	1	0

# DAVID BAKHTIARI

## 69

TACKLE  
COLORADO

10th NFL Season | 10th Packers Season



Ht: 6-4 | Wt: 310 | Born: September 30, 1991 | NFL Games Played/Started: 121/121 | Acquired: D4a-13

### AT A GLANCE

- » Last name is pronounced bock-tee-R-ee.
- » Earned first-team All-Pro honors from The Associated Press in 2020 as he became the only tackle in the league to earn first-team or second-team recognition each season from 2016 to 2020.
- » Is one of just two Green Bay offensive tackles in team history (Forrest Gregg, 1962-67) to earn AP All-Pro recognition in five-plus consecutive seasons.
- » Was named to his third career Pro Bowl in 2020 (also 2016 and 2019), his second straight year as an original selection.
- » When he earned first-team AP All-Pro honors in 2018, became the first Packers offensive tackle to earn first-team recognition since Gregg in 1967.
- » Has started all 121 regular-season games he has appeared in at LT since entering the league in 2013.
- » In 2013, became the first rookie to start every game at LT for Green Bay since the league went to a 16-game schedule in 1978.

**2022 SEASON:** Has started both games he has appeared in and was inactive (knee) for the first two contests...Has helped the Packers average 145.0 rushing yards per game, good for No. 7 in the NFL...**At Minnesota (Sept. 11):** Inactive (knee)...**Vs. Chicago (Sept. 18):** Inactive (knee)...**At Tampa Bay (Sept. 25):** Made his season debut, starting at LT and playing 35 snaps as he rotated series with T Yosh Nijman. Part of a line that allowed only one sack of QB Aaron Rodgers...**Vs. New England (Oct. 2):** Started at LT and played all but one series, appearing on 70 of 73 snaps as the line helped the offense rack up a season-high 443 yards and allowed only one sack of Rodgers for the second straight game.

### DAVID BAKHTIARI'S NFL REGULAR-SEASON STATISTICS

DATE	TEAM	GP	GS
2013	Packers	16	16
2014	Packers	16	16
2015	Packers	14	14
2016	Packers	16	16
2017	Packers	12	12
2018	Packers	16	16
2019	Packers	16	16
2020	Packers	12	12
2021	Packers	1	1
2022	Packers	2	2
NFL TOTALS		121	121

### DAVID BAKHTIARI'S NFL POSTSEASON STATISTICS

DATE	TEAM	GP	GS
2013	Packers	1	1
2014	Packers	2	2
2015	Packers	1	1
2016	Packers	3	3
2019	Packers	2	2
NFL TOTALS		9	9

### 2022 GXG REGULAR SEASON (PACKERS)

DATE	OPPONENT	P/S		W/L	SCORE
09/11	at Vikings		ON INACTIVE LIST	L	7-23
09/18	Bears		ON INACTIVE LIST	W	27-10
09/25	at Buccaneers	S		W	14-12
10/02	Patriots	S		W	27-24+
2022 TOTALS		2-2		3-1	

+ - Overtime



# KRYS BARNES

## 51

LINEBACKER  
UCLA

Third NFL Season | Third Packers Season



Ht: 6-2 | Wt: 229 | Born: April 2, 1998 | NFL Games Played/Started: 30/23 | Acquired: FA-20



### AT A GLANCE

- » Played in 29 contests with 23 starts in his first two seasons, recording 157 tackles (103 solo), nine tackles for a loss, two sacks, two QB hits, four passes defended, a forced fumble and a fumble recovery.
- » Has started all three playoff games over the last two seasons and finished No. 1 on the team in the 2020 postseason with 13 tackles (eight solo).
- » Became just the third undrafted player since 2000 to record 75-plus tackles as a rookie (Paul Worrlow and Joplo Bartu, 2013).
- » Played in 43 games with 31 starts in his four seasons at UCLA, recording 212 tackles (139 solo), 21 tackles for a loss, five sacks, a forced fumble, two interceptions and 15 passes defended.
- » Attended Liberty High School in Bakersfield, Calif., where he was a teammate of Packers QB Jordan Love. Was named to the Dream Team by PrepStar and was selected to the Western 100 by the Tacoma News-Tribune as a senior.

**2022 SEASON:** Appeared in one game before being placed on injured reserve (Sept. 13)...**At Minnesota (Sept. 11):** Played nine snaps on defense and 15 on special teams before an ankle injury ended his day in the fourth quarter.

### KRYS BARNES' NFL REGULAR-SEASON DEFENSIVE STATISTICS

YEAR	TEAM	GP	GS	TK	S	A	TACKLES					INTERCEPTIONS										ST					MISC		
							TFL	YDS	SK	YDS	QBH	NO	YDS	LG	TD	PD	FF	FR	TD	YDS	TK	S	A	FF	FR	S	A		
2020	Packers	13	10	78	47	31	5	15	1.0	5.0	1	0	0	0	0	1	0	0	0	2	2	0	0	0	0	0	0	0	0
2021	Packers	16	13	79	56	23	4	13	1.0	8.0	1	0	0	0	4	0	1	0	1	2	2	0	0	1	0	0	0	0	
2022	Packers	1	0	0	0	0	0	0	0.0	0.0	0	0	0	0	0	0	0	0	0	0	0	0	0	0	0	0	0	0	
NFL TOTALS		30	23	157	103	54	9	28	2.0	13.0	2	0	0	0	4	1	1	0	1	4	4	0	0	1	0	0	0	0	

### KRYS BARNES' NFL POSTSEASON DEFENSIVE STATISTICS

		TACKLES										INTERCEPTIONS										ST					MISC	
YEAR	TEAM	GP	GS	TK	S	A	TFL	YDS	SK	YDS	QBH	NO	YDS	LG	TD	PD	FF	FR	TD	YDS	TK	S	A	FF	FR	S	A	
2020	Packers	2	2	13	8	5	0	0	0.0	0.0	0	0	0	0	0	1	0	0	0	0	0	0	0	0	0	0	0	
2021	Packers	1	1	7	4	3	1	1	0.0	0.0	0	0	0	0	0	0	0	0	0	0	0	0	0	0	0	0	0	
NFL TOTALS		3	3	20	12	8	1	1	0.0	0.0	0	0	0	0	0	1	0	0	0	0	0	0	0	0	0	0	0	

### SINGLE-GAME HIGHS: DEFENSIVE

**Total Tackles** 14 at Chicago Bears, Jan 03, 2021  
10 at Tampa Bay Buccaneers, Oct 18, 2020

**Solo Tackles** 8 at Chicago Bears, Jan 03, 2021  
7 vs. Los Angeles Rams, Nov 28, 2021  
...3 more at 7.

**Sacks** 1.0 at Cincinnati Bengals, Oct 10, 2021  
1.0 at Houston Texans, Oct 25, 2020  
2 vs. Minnesota Vikings, Jan 02, 2022  
1 vs. Chicago Bears, Dec 12, 2021  
...1 more at 1.

**Passes Defended** 2 vs. Minnesota Vikings, Jan 02, 2022  
1 vs. Chicago Bears, Dec 12, 2021  
...1 more at 1.

**Forced Fumbles** 1 vs. Carolina Panthers, Dec 19, 2020

**Fumble Recoveries** 1 vs. Detroit Lions, Sep 20, 2021

**Tackles For Loss** 2 at Minnesota Vikings, Sep 13, 2021  
1 at Detroit Lions, Jan 09, 2022  
...6 more at 1.

**Special Teams Tackles** 1 at Minnesota Vikings, Nov 21, 2021  
1 vs. Washington Football Team, Oct 24, 2021  
...2 more at 1.

### 2022 GXG REGULAR SEASON (PACKERS)

DATE	OPPONENT	P/S	TK	S	A	SK	YDS	INT	PD	FF	FR
09/11	at Vikings	P	0	0	0	0	0.0	0	0	0	0
09/18	Bears										
09/25	at Buccaneers										
10/02	Patriots										
2022 TOTALS		1-0	0	0	0	0	0.0	0	0	0	0



# DE'VONDRE CAMPBELL

## 59

LINEBACKER  
MINNESOTA

Seventh NFL Season | Second Packers Season



Ht: 6-3 | Wt: 232 | Born: July 1, 1993 | NFL Games Played/Started: 95/90 | Acquired: FA-21

### AT A GLANCE

- » First name is pronounced duh-VONN-dray.
- » Named first-team All-Pro by The Associated Press in 2021, becoming the first Green Bay inside linebacker to earn AP first-team All-Pro honors since Ray Nitschke in 1966.
- » Has played in 93 career regular-season games with 88 starts over six-plus seasons, appearing in 16 games and posting 90-plus tackles in all but his rookie year.
- » Ranked No. 7 in the NFL among all defenders in tackles (career-high 145) last season and was the only player in the league with 120-plus tackles and multiple INTs (two), sacks (two) and forced fumbles (two).
- » Prior to joining Green Bay in 2021, played four seasons for the Atlanta Falcons (2016-19), who originally drafted him in the fourth round, and a season for the Arizona Cardinals (2020).
- » After a season (2012) at Hutchinson (Kan.) Community College, played in 39 games with 27 starts during his three years (2013-15) at the University of Minnesota, earning All-Big Ten honorable mention as a senior.

**2022 SEASON:** Is the only LB on the team to play every defensive snap this season, recording a team-high 36 tackles (21 solo), a pass defended and two tackles for a loss...Has 11 more tackles than anyone on the team...**At Minnesota (Sept. 11):** Led the team with 11 tackles (five solo) and a tackle for a loss...**vs. Chicago (Sept. 18):** Finished with four tackles (two solo)...**At Tampa Bay (Sept. 25):** One of four Packers to play all 65 defensive snaps, led the team with 14 tackles (eight solo), a tackle for a loss and a pass defended. It marked his 15th 10-plus-tackle game, including his eighth since the start of last season. With Tampa Bay at the GB 20-yard line early in the first quarter, took down RB Leonard Fournette in the flat for a loss of a yard on second-and-4. The Bucs settled for a field goal after a sack by DL Kenny Clark on the next play...**vs. New England (Oct. 2):** Tied for No. 2 on the team with seven tackles while tying for the team lead with six solo tackles.

### REGULAR-SEASON COMPARISON: DEFENSIVE - NEW YORK GIANTS

DATE	OPP	W/L	GP/GS	TOT	TACKLES				SACK	YDS.	INT	TFL	PD	QBH	MISC			
					SOLO	ASST									TD	FF	S	FR
10/22/18	ATL vs. NYG	W	S	3	3	0			0.0	0.0	0	0	0	0	0	0	0	0
12/13/20	ARZ @ NYG	W	S	4	1	3			0.0	0.0	0	0	0	0	0	0	0	0
TOTALS		2/0	2/2	7	4	3			0.0	0.0	0	0	0	0	0	0	0	0

### DE'VONDRE CAMPBELL'S NFL REGULAR-SEASON DEFENSIVE STATISTICS

		TACKLES										INTERCEPTIONS										ST				MISC	
YEAR	TEAM	GP	GS	TK	S	A	TFL	YDS	SK	YDS	QBH	NO	YDS	LG	TD	PD	FF	FR	TD	YDS	TK	S	A	FF	FR	S	A
2016	Falcons	11	10	48	35	13	5	19	0.0	0.0	0	1	7	7	0	7	1	0	0	0	0	0	0	0	0	0	0
2017	Falcons	16	16	92	61	31	3	17	2.0	15.0	6	0	0	0	0	4	1	0	0	0	0	0	0	0	0	0	0
2018	Falcons	16	13	94	63	31	4	11	1.5	13.5	3	0	0	0	0	0	0	0	0	0	0	0	0	0	0	0	0
2019	Falcons	16	15	129	75	54	6	38	2.0	18.0	2	2	-5	0	5	3	1	0	0	0	0	0	0	0	0	0	0
2020	Cardinals	16	16	99	69	30	7	23	2.0	15.0	2	0	0	0	3	1	0	0	0	0	0	0	0	0	0	0	0
2021	Packers	16	16	145	101	44	6	16	2.0	8.0	6	2	15	13	0	5	2	1	0	3	1	1	0	0	0	0	0
2022	Packers	4	4	36	21	15	2	1	0.0	0.0	0	0	0	0	0	1	0	0	0	0	0	0	0	0	0	0	0
NFL TOTALS		95	90	643	425	218	33	125	9.5	69.5	19	5	17	13	0	25	8	2	0	3	1	1	0	0	0	0	0

### DE'VONDRE CAMPBELL'S NFL POSTSEASON DEFENSIVE STATISTICS

		TACKLES										INTERCEPTIONS										ST				MISC	
YEAR	TEAM	GP	GS	TK	S	A	TFL	YDS	SK	YDS	QBH	NO	YDS	LG	TD	PD	FF	FR	TD	YDS	TK	S	A	FF	FR	S	A
2016	Falcons	3	3	11	8	3	0	0	0.0	0.0	1	0	0	0	0	0	0	0	0	0	0	0	0	0	0	0	0
2017	Falcons	2	2	8	8	0	2	14	1.0	7.0	2	0	0	0	0	0	0	0	0	0	0	0	0	0	0	0	0
2021	Packers	1	1	7	6	1	0	0	0.0	0.0	0	0	0	0	0	1	0	0	0	0	0	0	0	0	0	0	0
NFL TOTALS		6	6	26	22	4	2	14	1.0	7.0	3	0	0	0	0	1	0	0	0	0	0	0	0	0	0	0	0

SINGLE-GAME HIGHS: DEFENSIVE

Total Tackles	17 vs. Tennessee Titans, Sep 29, 2019 16 vs. Chicago Bears, Dec 12, 2021
Solo Tackles	12 vs. Cleveland Browns, Dec 25, 2021 11 vs. Washington Football Team, Oct 24, 2021 ...1 more at 11.
Sacks	1.0 at Baltimore Ravens, Dec 19, 2021 1.0 at Arizona Cardinals, Oct 28, 2021 ...7 more at 1.0.
Passes Defensed	3 vs. Arizona Cardinals, Nov 27, 2016 2 vs. Washington Football Team, Sep 20, 2020 ...2 more at 2.
Forced Fumbles	2 vs. Washington Football Team, Oct 24, 2021 2 vs. Tennessee Titans, Sep 29, 2019

Fumble Recoveries	1 at San Francisco 49ers, Sep 26, 2021 1 at San Francisco 49ers, Dec 15, 2019
Tackles For Loss	2 at Arizona Cardinals, Oct 28, 2021 2 at New England Patriots, Nov 29, 2020 ...3 more at 2.
Interceptions	1 at Cincinnati Bengals, Oct 10, 2021 1 vs. Detroit Lions, Sep 20, 2021 ...3 more at 1.
Interception Return Yards	13 at Cincinnati Bengals, Oct 10, 2021 7 vs. Arizona Cardinals, Nov 27, 2016

2022 GXG REGULAR SEASON (PACKERS)

DATE	OPPONENT	P/S	TK	S	A	SK	YDS	INT	PD	FF	FR
09/11	at Vikings	S	11	5	6	0	0	0	0	0	0
09/18	Bears	S	4	2	2	0	0	0	0	0	0
09/25	at Buccaneers	S	14	8	6	0	0	0	1	0	0
10/02	Patriots	S	7	6	1	0	0	0	0	0	0
2022 TOTALS		4-4	36	21	15	0	0	0	1	0	0

# TARIQ CARPENTER

## 24

SAFETY  
GEORGIA TECH

Rookie



Ht: 6-3 | Wt: 230 | Born: December 28, 1998 | NFL Games Played/Started: 1/0 | Acquired: D7a-22

### AT A GLANCE

- » First name is pronounced tuh-REEK.
- » Appeared in 52 games in five collegiate seasons, including 50 straight contests to close his career, and made 41 starts.
- » Totaled 223 tackles (153 solo), 6½ tackles for a loss, four interceptions, 22 passes defended and three forced fumbles.
- » Recorded a career-best 65 tackles (40 solo) in 2021, ranking No. 5 on the team and No. 2 among defensive backs.
- » Was the first defensive player drafted out of Georgia Tech since DT Adam Gotsis was selected by the Denver Broncos in the second round (No. 63 overall) in 2016.
- » Was a four-year letterwinner and three-year captain at Long County High School (Ludowici, Ga.), earning first-team all-state honors as a senior from RecruitGeorgia.com.

**2022 SEASON:** Has appeared in one game after previously being inactive (healthy scratch) for two games and dressing but not playing in one contest...**At Minnesota (Sept. 11):** Inactive (healthy scratch)...**Vs. Chicago (Sept. 18):** Inactive (healthy scratch)...**At Tampa Bay (Sept. 25):** Was active, but did not play...**Vs. New England (Oct. 2):** Appeared on six special teams snaps in his NFL debut.

### TARIQ CARPENTER'S NFL REGULAR-SEASON DEFENSIVE STATISTICS

		TACKLES										INTERCEPTIONS										ST				MISC	
YEAR	TEAM	GP	GS	TK	S	A	TFL	YDS	SK	YDS	QBH	NO	YDS	LG	TD	PD	FF	FR	TD	YDS	TK	S	A	FF	FR	S	A
2022	Packers	1	0	0	0	0	0	0	0.0	0.0	0	0	0	0	0	0	0	0	0	0	0	0	0	0	0	0	0
NFL TOTALS		1	0	0	0	0	0	0	0.0	0.0	0	0	0	0	0	0	0	0	0	0	0	0	0	0	0	0	0

### 2022 GXG REGULAR SEASON (PACKERS)

DATE	OPPONENT	P/S	TK	S	A	SK	YDS	INT	PD	FF	FR
09/11	at Vikings		ON INACTIVE LIST								
09/18	Bears		ON INACTIVE LIST								
09/25	at Buccaneers		DID NOT PLAY (NON-INJURY)								
10/02	Patriots	P	0	0	0	0.0	0.0	0	0	0	0
2022 TOTALS		1-0	0	0	0	0.0	0.0	0	0	0	0

# KENNY CLARK

## 97

DEFENSIVE LINEMAN  
UCLA

Seventh NFL Season | Seventh Packers Season



Ht: 6-3 | Wt: 314 | Born: October 4, 1995 | NFL Games Played/Started: 93/79 | Acquired: D1-16

### AT A GLANCE

- » Has earned two trips to the Pro Bowl (2019, 2021), joining Henry Jordan (1960-61, 1963, 1966) and Dave Hanner (1953-54) as the only Packers defensive tackles to make multiple Pro Bowls.
- » With 22½ sacks from 2016-21, ranked No. 1 among Green Bay defensive linemen and No. 3 on the team over that span, while his four forced fumbles ranked No. 2 on the team.
- » Has led or tied for the lead on the defensive line in tackles (48, 41, 89, 72, 78, 33) all six years he has been with the Packers.
- » Has 4½ career postseason sacks, tied for No. 4 in team history (since 1982) and tied for No. 5 in the NFL from 2019-21.
- » Earned third-team All-America honors from The Associated Press and first-team All-Pacific-12 recognition from the coaches and media as a junior at UCLA in 2015.

**2022 SEASON:** Has started all four contests and is No. 3 on the team with five QB hits while also recording 15 tackles (eight solo), two sacks (No. 3 on the team) and three tackles for a loss (No. 2 on the team)...**At Minnesota (Sept. 11):** Posted four tackles (three solo), a tackle for a loss and two QB hits. Teamed with LB Rashan Gary to take down RB Dalvin Cook for a loss of a yard late in the third quarter. Helped force incompletions on both of his QB hits...**Vs. Chicago (Sept. 18):** Finished with an assisted tackle and a QB hit...**At Tampa Bay (Sept. 25):** Tallied four tackles (three solo) and led the team in sacks (two), tackles for a loss (two) and QB hits (two). It was the fifth two-sack game of his career. On the first drive of the game, sacked QB Tom Brady for a loss of 6 yards on third down to force a field goal...**Vs. New England (Oct. 2):** Played on 50 of 58 possible defensive snaps, recording six tackles (two solo). Teamed with DL Jarran Reed to stop RB Rhamondre Stevenson a yard short on third-and-3 with just under a minute to play in the fourth quarter.

### REGULAR-SEASON COMPARISON: DEFENSIVE - NEW YORK GIANTS

DATE	OPP	W/L	GP/GS	TACKLES					YDS.	INT	TFL	PD	QBH	MISC		
				TOT	SOLO	ASST	SACK							TD	FF	FR
10/9/16	GB vs. NYG	W	P	2	1	1	0.0	0.0	0	0	0	0	0	0	0	1
12/1/19	GB @ NYG	W	S	6	4	2	0.0	0.0	0	1	0	0	2	0	0	0
<b>TOTALS</b>		<b>2/0</b>	<b>2/1</b>	<b>8</b>	<b>5</b>	<b>3</b>	<b>0.0</b>	<b>0.0</b>	<b>0</b>	<b>1</b>	<b>0</b>	<b>0</b>	<b>2</b>	<b>0</b>	<b>0</b>	<b>1</b>

### POSTSEASON COMPARISON: DEFENSIVE - NEW YORK GIANTS

DATE	OPP	W/L	GP/GS	TACKLES					YDS.	INT	TFL	PD	QBH	MISC		
				TOT	SOLO	ASST	SACK							TD	FF	FR
1/8/17	GB vs. NYG	W	P	2	0	2	0.0	0.0	0	0	0	0	0	0	0	0
<b>TOTALS</b>		<b>1/0</b>	<b>1/0</b>	<b>2</b>	<b>0</b>	<b>2</b>	<b>0.0</b>	<b>0.0</b>	<b>0</b>	<b>0</b>	<b>0</b>	<b>0</b>	<b>0</b>	<b>0</b>	<b>0</b>	<b>0</b>

### KENNY CLARK'S NFL REGULAR-SEASON DEFENSIVE STATISTICS

		TACKLES										INTERCEPTIONS									
YEAR	TEAM	GP	GS	TK	S	A	TFL	YDS	SK	YDS	QBH	NO	YDS	LG	TD	PD	FF	FR	TD	YDS	
2016	Packers	16	2	33	14	19	1	1	0.0	0.0	2	0	0	0	0	2	0	2	0	2	
2017	Packers	15	15	78	39	39	6	24	4.5	26.5	6	0	0	0	0	1	2	0	0	0	
2018	Packers	13	13	73	46	27	11	48	6.0	43.0	9	0	0	0	0	3	1	2	0	0	
2019	Packers	16	16	89	52	37	11	34	6.0	36.5	28	0	0	0	0	1	0	0	0	0	
2020	Packers	13	13	42	28	14	3	14	2.0	12.0	6	0	0	0	0	0	0	0	0	0	
2021	Packers	16	16	48	27	21	6	34	4.0	46.0	13	0	0	0	0	0	0	1	0	0	
2022	Packers	4	4	15	8	7	3	14	2.0	14.0	5	0	0	0	0	0	0	0	0	0	
NFL TOTALS		93	79	378	214	164	41	169	24.5	178.0	69	0	0	0	0	6	4	5	0	2	

### KENNY CLARK'S NFL POSTSEASON DEFENSIVE STATISTICS

		TACKLES										INTERCEPTIONS									
YEAR	TEAM	GP	GS	TK	S	A	TFL	YDS	SK	YDS	QBH	NO	YDS	LG	TD	PD	FF	FR	TD	YDS	
2016	Packers	3	0	9	5	4	1	2	0.0	0.0	0	0	0	0	0	0	0	0	0	0	
2019	Packers	2	2	7	5	2	1	2	1.0	2.0	3	0	0	0	0	0	0	0	0	0	
2020	Packers	2	2	11	6	5	2	11	2.5	15.5	3	0	0	0	0	0	0	0	0	0	
2021	Packers	1	1	6	4	2	1	6	1.0	6.0	2	0	0	0	0	0	0	0	0	0	
NFL TOTALS		8	5	33	20	13	5	21	4.5	23.5	8	0	0	0	0	0	0	0	0	0	

SINGLE-GAME HIGHS: DEFENSIVE

Total Tackles	10 at Washington Redskins, Sep 23, 2018 10 at Minnesota Vikings, Oct 15, 2017
Solo Tackles	7 vs. Arizona Cardinals, Dec 02, 2018 7 at Washington Redskins, Sep 23, 2018 ...1 more at 7.
Sacks	2.0 at Tampa Bay Buccaneers, Sep 25, 2022 2.0 at Chicago Bears, Oct 17, 2021 ...3 more at 2.0.
Passes Defensed	1 vs. Arizona Cardinals, Dec 02, 2018 1 at Washington Redskins, Sep 23, 2018 ...4 more at 1.

Forced Fumbles	1 vs. Minnesota Vikings, Sep 15, 2019 1 vs. Buffalo Bills, Sep 30, 2018 ...2 more at 1.
Fumble Recoveries	1 vs. Pittsburgh Steelers, Oct 03, 2021 1 vs. Buffalo Bills, Sep 30, 2018 ...3 more at 1.
Tackles For Loss	4 at Los Angeles Rams, Oct 28, 2018 3 vs. Chicago Bears, Dec 15, 2019
Longest Opponent's Fumble Return	2 vs. New York Giants, Oct 09, 2016

2022 GXG REGULAR SEASON (PACKERS)

DATE	OPPONENT	P/S	TK	S	A	SK	YDS	INT	PD	FF	FR
09/11	at Vikings	S	4	3	1	0	0	0	0	0	0
09/18	Bears	S	1	0	1	0	0	0	0	0	0
09/25	at Buccaneers	S	4	3	1	2	0	14	0	0	0
10/02	Patriots	S	6	2	4	0	0	0	0	0	0
2022 TOTALS		4-4	15	8	7	2	0	14	0	0	0

# RANDALL COBB

## 18

WIDE RECEIVER  
KENTUCKY

12th NFL Season | 10th Packers Season



Ht: 5-10 | Wt: 192 | Born: August 22, 1990 | NFL Games Played/Started: 146/85 | Acquired: T-21 (Hou.)



### AT A GLANCE

- » Ranks No. 6 in franchise history in receptions (508), No. 11 in receiving yards (6,049) and No. 10 in TD catches (46).
- » Was one of only three players in the NFL (WR T.Y. Hilton, TE Jimmy Graham) to post multiple TD receptions in each of the last 10 seasons (2012-21).
- » Posted career highs in catches (91), receiving yards (1,287) and receiving TDs (12) with the Packers in 2014 on the way to earning his first career Pro Bowl selection (injury replacement for WR Dez Bryant).
- » Set a franchise single-season record with a league-high 2,342 combined net yards in 2012, topping the previous team mark of 2,250 yards by RB Ahman Green in 2003.
- » With 954 receiving yards and 964 kickoff return yards in 2012, is the only player in NFL history to post 900-plus yards in each category in the same season.
- » Ranked No. 2 in the NFL in kickoff return average (27.7) in 2011, setting a franchise rookie record with 941 kickoff return yards on the season, and was named to the All-Rookie team by Pro Football Weekly/PFWA.
- » Set the SEC single-season record for all-purpose yards with 2,396 in 2010, breaking the previous mark of 2,310 yards by Arkansas RB Darren McFadden in 2007, on his way to earning first-team All-America honors from The Associated Press, ESPN.com and SportsIllustrated.com.

**2022 SEASON:** Has played in all four games with one start and has posted 10 receptions for 150 yards (15.0 avg.), with eight of the receptions picking up first downs...**At Minnesota (Sept. 11):** Appeared on 37 snaps and caught two passes for 14 yards (7.0 avg.). His second reception gave him 500 catches as a Packer...**Vs. Chicago (Sept. 18):** Started and played 20 snaps, hauling in three passes for 37 yards (12.3 avg.), including a 9-yard grab to the Chicago 15 on a third-and-8 in the second quarter that helped lead to a Green Bay TD two plays later...**At Tampa Bay (Sept. 25):** Played 25 snaps despite missing the week of practice (illness), finishing with two receptions for 57 yards (28.5 avg.), highlighted by a 40-yard reception in the second quarter down to the Tampa Bay 22...**Vs. New England (Oct. 2):** Played 25 snaps and posted three receptions for 42 yards (14.0 avg.), including a 24-yard catch on a third-and-6 in the fourth quarter to the New England on Green Bay's game-tying drive. Had another key third-down grab in overtime, hauling in an 11-yard pass over the middle on third-and-1 to the New England 45 on the Packers' game-winning drive.

### REGULAR-SEASON COMPARISON: RECEIVING - NEW YORK GIANTS

DATE	OPP	W/L	GP/GS	REC	YDS.	AVG.	TD	LG	TGTS	YAC
12/4/11	GB @ NYG	W	P	0	0	0	0	0	1	0
11/25/12	GB @ NYG	L	P	4	39	9.8	0	15	7	23
10/9/16	GB vs. NYG	W	S	9	108	12.0	0	21	11	72
9/8/19	DAL vs. NYG	W	P	4	69	17.3	1	25t	5	41
11/4/19	DAL @ NYG	W	P	6	35	5.8	0	10	8	13
<b>TOTALS</b>		4/1	5/1	23	251	10.9	1	25t	32	149

### POSTSEASON COMPARISON: RECEIVING - NEW YORK GIANTS

DATE	OPP	W/L	GP/GS	REC	YDS.	AVG.	TD	LG	TGTS	YAC
1/15/12	GB vs. NYG	L	P	3	38	12.7	0	21	3	22
1/8/17	GB vs. NYG	W	S	5	116	23.2	3	42t	7	21
<b>TOTALS</b>		1/1	2/1	8	154	19.3	3	42t	10	43

### RANDALL COBB'S NFL REGULAR-SEASON RUSHING/RECEIVING STATISTICS

		RECEIVING						RUSHING					
DATE	TEAM	GP	GS	NO.	YDS.	AVG.	LG	TD	NO.	YDS.	AVG.	LG	TD
2011	Packers	15	0	25	375	15.0	61	1	2	5	2.5	4	0
2012	Packers	15	8	80	954	11.9	39t	8	10	132	13.2	28	0
2013	Packers	6	4	31	433	14.0	48t	4	4	78	19.5	67	0
2014	Packers	16	16	91	1,287	14.1	70t	12	11	37	3.4	12	0
2015	Packers	16	15	79	829	10.5	53t	6	13	50	3.8	12	0
2016	Packers	13	10	60	610	10.2	47	4	10	33	3.3	14	0
2017	Packers	15	14	66	653	9.9	46	4	9	17	1.9	10	0
2018	Packers	9	6	38	383	10.1	75t	2	0	0	0.0	0	0
2019	Cowboys	15	6	55	828	15.1	59	3	3	11	3.7	7	0
2020	Texans	10	2	38	441	11.6	34	3	0	0	0.0	0	0
2021	Packers	12	3	28	375	13.4	54	5	1	1	1.0	1	0
2022	Packers	4	1	10	150	15.0	40	0	0	0	0.0	0	0
<b>NFL TOTALS</b>		146	85	601	7,318	12.2	75t	52	63	364	5.8	67	0



# RANDALL COBB'S NFL POSTSEASON RUSHING/RECEIVING STATISTICS

DATE	TEAM	GP	GS	RECEIVING					RUSHING				
				NO.	YDS.	AVG.	LG	TD	NO.	YDS.	AVG.	LG	TD
2011	Packers	1	0	3	38	12.7	21	0	0	0	0.0	0	0
2012	Packers	2	2	6	31	5.2	8	0	4	29	7.3	19	0
2013	Packers	1	1	2	51	25.5	26	0	1	1	1.0	1	0
2014	Packers	2	2	15	178	11.9	31	1	2	5	2.5	3	0
2015	Packers	2	2	3	38	12.7	15	1	5	24	4.8	9	0
2016	Packers	3	3	18	260	14.4	42t	3	0	0	0.0	0	0
2021	Packers	1	0	0	0	0.0	0	0	0	0	0.0	0	0
NFL TOTALS		12	10	47	596	12.7	42t	5	12	59	4.9	19	0

# RANDALL COBB'S NFL REGULAR-SEASON RETURN STATISTICS

KICKOFF RETURNS							PUNT RETURNS					
DATE	TEAM	RET.	YDS.	AVG.	LG	TD	NO.	FC	YDS.	AVG.	LG	TD
2011	Packers	34	941	27.7	108t	1	26	18	295	11.3	80t	1
2012	Packers	38	964	25.4	46	0	31	21	292	9.4	75t	1
2013	Packers	1	10	10.0	10	0	3	5	23	7.7	16	0
2014	Packers	1	0	0.0	0	0	14	9	112	8.0	24	0
2015	Packers	0	0	0.0	0	0	4	4	10	2.5	10	0
2016	Packers	0	0	0.0	0	0	4	4	54	13.5	23	0
2017	Packers	0	0	0.0	0	0	0	0	0	0.0	0	0
2018	Packers	0	0	0.0	0	0	7	6	46	6.6	17	0
2019	Cowboys	2	11	5.5	11	0	4	9	34	8.5	14	0
2020	Texans	0	0	0.0	0	0	0	0	0	0.0	0	0
2021	Packers	0	0	0.0	0	0	1	0	0	0.0	0	0
2022	Packers	0	0	0.0	0	0	0	0	0	0.0	0	0
NFL TOTALS		76	1,926	25.3	108t	1	94	76	866	9.2	80t	2

# RANDALL COBB'S NFL POSTSEASON RETURN STATISTICS

KICKOFF RETURNS							PUNT RETURNS					
DATE	TEAM	RET.	YDS.	AVG.	LG	TD	NO.	FC	YDS.	AVG.	LG	TD
2011	Packers	2	51	25.5	27	0	1	0	16	16.0	16	0
2012	Packers	4	71	17.8	27	0	5	0	17	3.4	6	0
2013	Packers	4	87	21.8	23	0	0	0	0	0.0	0	0
2014	Packers	2	28	14.0	23	0	0	0	0	0.0	0	0
2015	Packers	0	0	0.0	0	0	0	0	0	0.0	0	0
2016	Packers	0	0	0.0	0	0	0	2	0	0.0	0	0
2021	Packers	0	0	0.0	0	0	0	0	0	0.0	0	0
NFL TOTALS		12	237	19.8	27	0	6	2	33	5.5	16	0

# SINGLE-GAME HIGHS: RUSHING/RECEIVING/RETURNS

<b>Rush Attempts</b>	5 vs. Chicago Bears, Oct 20, 2016 4 at Chicago Bears, Nov 12, 2017 ...1 more at 4.	<b>Receiving TDs</b>	3 vs. Kansas City Chiefs, Sep 28, 2015 2 at Arizona Cardinals, Oct 28, 2021 ...7 more at 2.
<b>Rushing Yards</b>	72 vs. Detroit Lions, Oct 06, 2013 29 vs. Arizona Cardinals, Nov 04, 2012	<b>All-Purpose Yards</b>	230 vs. San Francisco 49ers, Sep 09, 2012 227 at New York Giants, Nov 25, 2012
<b>Longest Runs</b>	67 vs. Detroit Lions, Oct 06, 2013 28 vs. Chicago Bears, Sep 13, 2012	<b>Punt Return Yards</b>	80 vs. San Francisco 49ers, Sep 09, 2012 80 vs. Minnesota Vikings, Nov 14, 2011
<b>Receptions</b>	11 vs. Chicago Bears, Oct 20, 2016 11 at Tampa Bay Buccaneers, Dec 21, 2014	<b>Longest Punt Return</b>	80t vs. Minnesota Vikings, Nov 14, 2011 75t vs. San Francisco 49ers, Sep 09, 2012
<b>Receiving Yards</b>	142 vs. Chicago Bears, Sep 09, 2018 131 at Tampa Bay Buccaneers, Dec 21, 2014	<b>Punt Returns</b>	5 at Chicago Bears, Sep 25, 2011 4 at Washington Redskins, Sep 23, 2018 ...2 more at 4.
<b>Longest Receptions</b>	75t vs. Chicago Bears, Sep 09, 2018 70t at New Orleans Saints, Oct 26, 2014	<b>Punt Return TDs</b>	1 vs. San Francisco 49ers, Sep 09, 2012 1 vs. Minnesota Vikings, Nov 14, 2011

**100-YARD RECEIVING GAMES (15): REGULAR-SEASON**

DATE	TEAM	NO.	YDS.	AVG.	LG	TD
10/14/12	at Texans	7	102	14.6	24	0
12/09/12	LIONS	7	102	14.6	38	0
12/16/12	at Bears	6	115	19.2	31	0
09/08/13	at 49ers	7	108	15.4	38	1
09/15/13	COMMANDERS	9	128	14.2	35t	1
09/28/14	at Bears	7	113	16.1	46	2
10/19/14	PANTHERS	6	121	20.2	47	1
10/26/14	at Saints	5	126	25.2	70t	1
11/16/14	EAGLES	10	129	12.9	22	0
12/21/14	at Buccaneers	11	131	11.9	30	0
09/20/15	SEAHAWKS	8	116	14.5	25	0
10/09/16	GIANTS	9	108	12.0	21	0
09/09/18	BEARS	9	142	15.8	75t	1
11/10/19	VIKINGS	6	106	17.7	24	1
11/17/19	at Lions	4	115	28.8	49	1

**100-YARD RECEIVING GAMES (2): POSTSEASON**

DATE	TEAM	NO.	YDS.	AVG.	LG	TD
01/11/15	COWBOYS	8	116	14.5	31	0
01/08/17	GIANTS	5	116	23.2	42t	3

**2022 GXG REGULAR SEASON (PACKERS)**

DATE	OPPONENT	P/S	RECEIVING					RUSHING				
			NO.	YDS.	AVG.	LG	TD	NO.	YDS.	AVG.	LG	TD
09/11	at Vikings	P	2	14	7.0	8	0	0	0	0.0	0	0
09/18	Bears	S	3	37	12.3	20	0	0	0	0.0	0	0
09/25	at Buccaneers	P	2	57	28.5	40	0	0	0	0.0	0	0
10/02	Patriots	P	3	42	14.0	24	0	0	0	0.0	0	0
2022 TOTALS			4-1	10	150	15.0	40	0	0	0	0.0	0





JACK

COCO

56

LONG SNAPPER

GEORGIA TECH

Rookie






Ht: 6-2 | Wt: 248 | Born: October 9, 1998 | NFL Games Played/Started: 4/0 | Acquired: FA-22

**2022 SEASON:** Has played in all four games, handling snapping duties on all punts and placements...**At Minnesota (Sept. 11):** Appeared on five special teams snaps in his NFL debut...**Vs. Chicago (Sept. 18):** Appeared on seven special teams snaps...**At Tampa Bay (Sept. 25):** Appeared on nine special teams snaps...**Vs. New England (Oct. 2):** Played 10 special teams snaps.

JACK COCO'S NFL REGULAR-SEASON STATISTICS		
DATE	TEAM	GP
2022	Packers	4
NFL TOTALS		4

2022 GXG REGULAR SEASON (PACKERS)

DATE	OPPONENT		W/L	SCORE
09/11	at Vikings	P	L	7-23
09/18	Bears	P	W	27-10
09/25	at Buccaneers	P	W	14-12
10/02	Patriots	P	W	27-24+
2022 TOTALS		4	3-1	

+ - Overtime

# MASON CROSBY

## 2

KICKER  
COLORADO

16th NFL Season | 16th Packers Season



Ht: 6-1 | Wt: 207 | Born: September 3, 1984 | NFL Games Played/Started: 245/0 | Acquired: D6c-07

### AT A GLANCE

- » With 1,827 career points, ranks No. 1 on the all-time franchise scoring list, having surpassed K Ryan Longwell (1,054) in 2015. Ranks No. 14 in NFL history in scoring.
- » Is the all-time franchise leader in field goals (374), 50-yard field goals (42) and extra points (705).
- » Has not missed a game in his career, playing in 245 straight contests in the regular season. Ranks No. 2 in team history for games played and consecutive games played (QB Brett Favre, 245).
- » Has kicked the eight longest field goals in franchise history (58-yarder in 2011, two 57-yarders in 2013 and one in 2020, 56-yarders in 2010, 2011 and 2015, 55-yarder in 2014).
- » Among kickers with 100-plus career attempts, ranks No. 2 in franchise history with a field-goal percentage of 81.30 (374/460).
- » Set a club record with 27 consecutive field goals made (2020-21), topping his own mark of 23 straight in 2010-11.
- » Set a single-season franchise record (min. one attempt per game) for FG percentage when he connected on all 16 attempts in 2020 (100.0 pct.), eclipsing his mark (2019) and K Jan Stenerud's mark (1981) of 91.67 pct. (22 of 24).
- » Registered a team-record 10 straight 100-point seasons (2007-16), one of only four players in NFL history to post 100-plus points in 10-plus consecutive seasons (Jason Elam, 16, 1993-2008; Adam Vinatieri, 13, 1996-2008; Justin Tucker, 10, 2012-21).
- » Is the only player in franchise history to record five FGs in a game three times in his career (Week 5 vs. Detroit in 2013, Week 11 at Minnesota in 2015, Week 2 vs. Minnesota in 2018).
- » Holds the NFL postseason record for most consecutive FGs made with 23 straight from 2010-16.
- » Has scored 163 points during his career in the postseason, No. 1 in team history and No. 4 in NFL playoff annals.

**2022 SEASON:** Has played in all four games, converting on all four of his field-goal attempts and all nine extra points...**At Minnesota (Sept. 11):** Connected on his lone extra point of the afternoon and posted one touchback on two kickoffs...**vs. Chicago (Sept. 18):** Made both of his FG attempts, connecting from 40 and 28 yards out. His third extra point of the night was the 700th of his career as he became just the fifth kicker in league history to connect on 700-plus extra points...**At Tampa Bay (Sept. 25):** Connected on both of his extra point attempts and logged touchbacks on both of his kickoffs...**vs. New England (Oct. 2):** Made both of his field goal attempts, connecting from 38 and 31 yards out. His second field goal on the night was 31-yard game winner as time expired in overtime.

### REGULAR-SEASON COMPARISON: KICKING - NEW YORK GIANTS

DATE	OPP	W/L	GP/GS	FGM	FGA	PCT	LONG	XPM	XPA	PTS	1-19	20-29	30-39	40-49	50+	KO	TB
9/16/07	GB @ NYG	W	P	0	1	0%	0	5	5	5	0-0	0-0	0-0	0-1	0-0	6	1
12/26/10	GB vs. NYG	W	P	1	1	100%	31	6	6	9	0-0	0-0	1-1	0-0	0-0	8	0
12/4/11	GB @ NYG	W	P	1	2	50%	31	5	5	8	0-0	0-0	0-0	0-1	0-0	6	1
11/25/12	GB @ NYG	L	P	1	2	50%	28	1	1	4	0-0	1-1	0-0	0-0	0-0	3	0
11/17/13	GB @ NYG	L	P	2	2	100%	57	1	1	7	0-0	1-1	0-0	0-0	0-0	3	1
10/9/16	GB vs. NYG	W	P	3	3	100%	44	2	2	11	0-0	0-0	1-1	0-0	0-0	5	1
12/1/19	GB @ NYG	W	P	1	1	100%	47	4	4	7	0-0	0-0	0-0	1-1	0-0	6	0
<b>TOTALS</b>			<b>5/2</b>	<b>7/0</b>	<b>9</b>	<b>12</b>	<b>75%</b>	<b>57</b>	<b>24</b>	<b>51</b>	<b>0-0</b>	<b>2-2</b>	<b>2-2</b>	<b>1-3</b>	<b>0-0</b>	<b>37</b>	<b>4</b>

### POSTSEASON COMPARISON: KICKING - NEW YORK GIANTS

DATE	OPP	W/L	GP/GS	FGM	FGA	PCT	LONG	XPM	XPA	PTS	1-19	20-29	30-39	40-49	50+	KO	TB
1/20/08	GB vs. NYG	L	P	2	2	100%	37	2	2	8	0-0	0-0	1-1	0-0	0-0	5	0
1/15/12	GB vs. NYG	L	P	2	2	100%	47	2	2	8	0-0	0-0	0-0	1-1	0-0	5	3
1/8/17	GB vs. NYG	W	P	1	1	100%	32	5	5	8	0-0	0-0	1-1	0-0	0-0	6	1
<b>TOTALS</b>			<b>1/2</b>	<b>3/0</b>	<b>5</b>	<b>5</b>	<b>100%</b>	<b>47</b>	<b>9</b>	<b>9</b>	<b>0-0</b>	<b>0-0</b>	<b>2-2</b>	<b>1-1</b>	<b>0-0</b>	<b>16</b>	<b>4</b>



**MASON CROSBY'S NFL REGULAR-SEASON KICKING STATISTICS**

DATE	TEAM	GP	FGM	FGA	PCT.	LG	XP	XPA	PCT.	BLK	PTS
2007	Packers	16	31	39	79.5	53	48	48	100.0	1	141
2008	Packers	16	27	34	79.4	53	46	46	100.0	2	127
2009	Packers	16	27	36	75.0	52	48	49	98.0	0	129
2010	Packers	16	22	28	78.6	56	46	46	100.0	2	112
2011	Packers	16	24	28	85.7	58	68	69	98.6	0	140
2012	Packers	16	21	33	63.6	54	50	50	100.0	0	113
2013	Packers	16	33	37	89.2	57	42	42	100.0	0	141
2014	Packers	16	27	33	81.8	55	53	55	96.4	3	134
2015	Packers	16	24	28	85.7	56	36	36	100.0	1	108
2016	Packers	16	26	30	86.7	53	44	47	93.6	1	122
2017	Packers	16	15	19	78.9	50	33	35	94.3	1	78
2018	Packers	16	30	37	81.1	53	34	36	94.4	0	124
2019	Packers	16	22	24	91.7	54	40	41	97.6	0	106
2020	Packers	16	16	16	100.0	57	59	63	93.7	0	107
2021	Packers	17	25	34	73.5	54	49	51	96.1	2	124
2022	Packers	4	4	4	100.0	40	9	9	100.0	0	21
NFL TOTALS		245	374	460	81.3	58	705	723	97.5	13	1,827

**MASON CROSBY'S NFL POSTSEASON KICKING STATISTICS**

DATE	TEAM	GP	FGM	FGA	PCT.	LG	XP	XPA	PCT.	BLK	PTS
2007	Packers	2	2	2	100.0	37	8	8	100.0	0	14
2009	Packers	1	1	2	50.0	20	6	6	100.0	0	9
2010	Packers	4	3	4	75.0	43	16	16	100.0	0	25
2011	Packers	1	2	2	100.0	47	2	2	100.0	0	8
2012	Packers	2	2	2	100.0	31	7	7	100.0	0	13
2013	Packers	1	2	2	100.0	34	2	2	100.0	0	8
2014	Packers	2	7	7	100.0	48	3	3	100.0	0	24
2015	Packers	2	4	4	100.0	43	5	5	100.0	0	17
2016	Packers	3	3	4	75.0	56	10	10	100.0	0	19
2019	Packers	2	0	0	0.0	0	6	6	100.0	0	6
2020	Packers	2	4	4	100.0	39	4	4	100.0	0	16
2021	Packers	1	1	2	50.0	33	1	1	100.0	1	4
NFL TOTALS		23	31	35	88.6	56	70	70	100.0	1	163

**MASON CROSBY'S NFL REGULAR-SEASON FIELD-GOAL ACCURACY STATISTICS**

DATE	TEAM	1-19	PCT.	20-29	PCT.	30-39	PCT.	40-49	PCT.	50+	PCT.
2007	Packers	1-1	100.0	8-8	100.0	10-11	90.9	9-14	64.3	3-5	60.0
2008	Packers	1-1	100.0	8-8	100.0	10-13	76.9	5-6	83.3	3-6	50.0
2009	Packers	1-1	100.0	13-13	100.0	7-9	77.8	4-7	57.1	2-6	33.3
2010	Packers	1-1	100.0	7-8	87.5	4-5	80.0	8-10	80.0	2-4	50.0
2011	Packers	1-1	100.0	4-5	80.0	14-14	100.0	3-5	60.0	2-3	66.7
2012	Packers	0-0	0.0	5-5	100.0	5-7	71.4	9-12	75.0	2-9	22.2
2013	Packers	1-1	100.0	13-13	100.0	8-8	100.0	6-8	75.0	5-7	71.4
2014	Packers	0-0	0.0	7-7	100.0	11-12	91.7	5-7	71.4	4-7	57.1
2015	Packers	1-1	100.0	7-7	100.0	4-4	100.0	8-11	72.7	4-5	80.0
2016	Packers	1-1	100.0	6-6	100.0	13-15	86.7	5-6	83.3	1-2	50.0
2017	Packers	0-0	0.0	8-8	100.0	2-4	50.0	4-4	100.0	1-3	33.3
2018	Packers	0-0	0.0	4-4	100.0	10-11	90.9	11-15	73.3	5-7	71.4
2019	Packers	1-1	100.0	2-2	100.0	11-11	100.0	7-8	87.5	1-2	50.0
2020	Packers	1-1	100.0	1-1	100.0	5-5	100.0	5-5	100.0	4-4	100.0
2021	Packers	0-0	0.0	9-9	100.0	9-13	69.2	4-8	50.0	3-4	75.0
2022	Packers	0-0	0.0	1-1	100.0	2-2	100.0	1-1	100.0	0-0	0.0
NFL TOTALS		10-10	100.0	103-105	98.1	125-144	86.8	94-127	74.0	42-74	56.8

# MASON CROSBY'S NFL POSTSEASON FIELD-GOAL ACCURACY STATISTICS

DATE	TEAM	1-19	PCT.	20-29	PCT.	30-39	PCT.	40-49	PCT.	50+	PCT.
2007	Packers	0-0	0.0	0-0	0.0	2-2	100.0	0-0	0.0	0-0	0.0
2009	Packers	0-0	0.0	1-1	100.0	0-0	0.0	0-0	0.0	0-1	0.0
2010	Packers	0-0	0.0	1-1	100.0	1-1	100.0	1-1	100.0	0-1	0.0
2011	Packers	0-0	0.0	0-0	0.0	1-1	100.0	1-1	100.0	0-0	0.0
2012	Packers	0-0	0.0	1-1	100.0	1-1	100.0	0-0	0.0	0-0	0.0
2013	Packers	0-0	0.0	1-1	100.0	1-1	100.0	0-0	0.0	0-0	0.0
2014	Packers	2-2	100.0	0-0	0.0	1-1	100.0	4-4	100.0	0-0	0.0
2015	Packers	0-0	0.0	2-2	100.0	1-1	100.0	1-1	100.0	0-0	0.0
2016	Packers	0-0	0.0	0-0	0.0	1-1	100.0	0-1	0.0	2-2	100.0
2019	Packers	0-0	0.0	0-0	0.0	0-0	0.0	0-0	0.0	0-0	0.0
2020	Packers	0-0	0.0	3-3	100.0	1-1	100.0	0-0	0.0	0-0	0.0
2021	Packers	0-0	0.0	0-0	0.0	1-2	50.0	0-0	0.0	0-0	0.0
NFL TOTALS		2-2	100.0	9-9	100.0	11-12	91.7	7-8	87.5	2-4	50.0

## SINGLE-GAME HIGHS: KICKER

Field Goals Made	5 vs. Minnesota Vikings, Sep 16, 2018 5 at Minnesota Vikings, Nov 22, 2015 ...1 more at 5.	PAT Attempts	7 vs. Chicago Bears, Nov 09, 2014 7 vs. Tennessee Titans, Dec 23, 2012 ...1 more at 7.
Field Goal Attempts	7 at Cincinnati Bengals, Oct 10, 2021 6 vs. Minnesota Vikings, Sep 16, 2018	Points	17 vs. Minnesota Vikings, Sep 16, 2018 16 at Minnesota Vikings, Nov 22, 2015 ...2 more at 16.
Longest Field Goals Made	58 at Minnesota Vikings, Oct 23, 2011 57 at Detroit Lions, Dec 13, 2020 ...2 more at 57.	Special Teams Tackles	2 at Dallas Cowboys, Nov 29, 2007 1 at San Francisco 49ers, Sep 26, 2021 ...25 more at 1.
PATs Made	7 vs. Chicago Bears, Nov 09, 2014 7 vs. Tennessee Titans, Dec 23, 2012 ...1 more at 7.		

## 2022 GXG REGULAR SEASON (PACKERS)

FIELD GOALS						EXTRA POINTS					
DATE	OPPONENT		FGM	FGA	PCT	LG	XP	XPA	PCT	BLK	PTS
09/11	at Vikings	P	0	0	0.0	0	1	1	100.0	0	1
09/18	Bears	P	2	2	100.0	40	3	3	100.0	0	9
09/25	at Buccaneers	P	0	0	0.0	0	2	2	100.0	0	2
10/02	Patriots	P	2	2	100.0	38	3	3	100.0	0	9
2022 TOTALS		4	4	4	100.0	40	9	9	100.0	0	21

# TYLER DAVIS

## 84

TIGHT END  
GEORGIA TECH

Third NFL Season | Second Packers Season



Ht: 6-4 | Wt: 252 | Born: April 2, 1997 | NFL Games Played/Started: 26/0 | Acquired: FA-21 (PS-Ind.)

### AT A GLANCE

- » Appeared in 14 games for the Packers last season, recording four catches for 35 yards (8.8 avg.) along with five tackles on special teams.
- » Was signed by Green Bay on Sept. 28 off the Indianapolis Colts' practice squad.
- » Played in eight games as a rookie for the Jacksonville Jaguars in 2020, seeing time primarily on special teams.
- » Appeared in 48 games with 26 starts during his collegiate career (Connecticut, 2016-18; Georgia Tech, 2019), posting 64 catches for 648 yards (10.1 avg.) and eight TDs.
- » Posted six TD receptions as a junior at Connecticut in 2018, tied for the second most in a season in school history by a tight end.
- » Was a three-year starter at quarterback at Mephram High School (Bellmore, N.Y.), throwing for 1,092 yards and 13 TDs as a senior while rushing for 1,553 yards and 22 TDs.

**2022 SEASON:** Has played in all four games, seeing time on offense and special teams...Has registered three receptions for 29 yards (9.7 avg.) and three tackles on special teams (tied for No. 2 on the team) ...**At Minnesota (Sept. 11):** Played 15 snaps on offense and 17 on special teams and posted a 3-yard reception...**Vs. Chicago (Sept. 18):** Appeared on 21 plays on offense and 20 on special teams. Registered a tackle on a fourth-quarter kickoff return...**At Tampa Bay (Sept. 25):** Played 19 snaps on offense and a team-high 23 on special teams, hauling in two passes for 26 yards (13.0 avg.), including a career-long 23-yard grab down to the Tampa Bay 6 on a third down in the second quarter...**Vs. New England (Oct. 2):** Appeared on 21 plays on offense and a team-high 26 on special teams, leading the team with two tackles.

### TYLER DAVIS' NFL REGULAR-SEASON RECEIVING STATISTICS

RECEIVING								
DATE	TEAM	GP	GS	NO.	YDS.	AVG.	LG	TD
2020	Jaguars	8	0	0	0	0.0	0	0
2021	Packers	14	0	4	35	8.8	22	0
2022	Packers	4	0	3	29	9.7	23	0
NFL TOTALS		26	0	7	64	9.1	23	0

### TYLER DAVIS' NFL POSTSEASON RECEIVING STATISTICS

RECEIVING								
DATE	TEAM	GP	GS	NO.	YDS.	AVG.	LG	TD
2021	Packers	1	0	0	0	0.0	0	0
NFL TOTALS		1	0	0	0	0.0	0	0

### SINGLE-GAME HIGHS: RECEIVING

**Receptions** 2 at Tampa Bay Buccaneers, Sep 25, 2022  
2 vs. Minnesota Vikings, Jan 02, 2022

**Receiving Yards** 26 at Tampa Bay Buccaneers, Sep 25, 2022  
22 at Baltimore Ravens, Dec 19, 2021

**Longest Receptions** 23 at Tampa Bay Buccaneers, Sep 25, 2022  
22 at Baltimore Ravens, Dec 19, 2021

**Special Teams Tackles** 2 vs. New England Patriots, Oct 02, 2022  
1 vs. Chicago Bears, Sep 18, 2022  
...5 more at 1.

### 2022 GXG REGULAR SEASON (PACKERS)

RECEIVING								RUSHING					
DATE	OPPONENT	P/S	NO.	YDS.	AVG.	LG	TD	NO.	YDS.	AVG.	LG	TD	TD
09/11	at Vikings	P	1	3	3.0	3	0	0	0	0.0	0	0	0
09/18	Bears	P	0	0	0.0	0	0	0	0	0.0	0	0	0
09/25	at Buccaneers	P	2	26	13.0	23	0	0	0	0.0	0	0	0
10/02	Patriots	P	0	0	0.0	0	0	0	0	0.0	0	0	0
2022 TOTALS		4-0	3	29	9.7	23	0	0	0	0.0	0	0	0

# JOSIAH DEGUARA

## 81

TIGHT END  
CINCINNATI

Third NFL Season | Third Packers Season



Ht: 6-2 | Wt: 238 | Born: February 14, 1997 | NFL Games Played/Started: 22/3 | Acquired: D3-20

### AT A GLANCE

- » Last name is pronounced duh-gwa-rah.
- » Appeared in 16 games with two starts last season and had 25 receptions for 245 yards (9.8 avg.) and two TDs.
- » Posted a career-long 62-yard TD catch last season in Week 18 at Detroit, the longest TD catch by a Green Bay TE since Tom Crabtree's 72-yard score vs. Arizona on Nov. 4, 2012.
- » Played in two games with one start as a rookie in 2020 and had one reception for 12 yards before sustaining a season-ending knee injury in Week 4 vs. Atlanta.
- » Started the season opener in 2020, becoming just the second rookie TE to start for the Packers in Week 1 since the 1970 AFL-NFL merger (Richard Rodgers, 2014).
- » Posted 1,117 receiving yards at the University of Cincinnati, joining Brent Celek (1,135 yards) as the only tight ends in school history to post 1,000-plus receiving yards, and 92 career receptions, the most by a TE in school annals.
- » Was selected by the Packers in the third round (No. 94 overall), becoming the highest-drafted player from the University of Cincinnati since Chiefs TE Travis Kelce in 2013 (No. 61 overall).

**2022 SEASON:** Has played in all four games and has two catches for 28 yards (14.0 avg.)...**At Minnesota (Sept. 11):** Appeared on 15 plays on offense and 11 on special teams, posting two receptions for 28 yards (14.0 avg.), with both catches picking up first downs...**Vs. Chicago (Sept. 18):** Played on 15 snaps on offense and 12 on special teams...**At Tampa Bay (Sept. 25):** Appeared on nine plays on offense and 15 on special teams...**Vs. New England (Oct. 2):** Played 11 snaps on offense and 12 on special teams.

### JOSIAH DEGUARA'S NFL REGULAR-SEASON RECEIVING STATISTICS

RECEIVING								
DATE	TEAM	GP	GS	NO.	YDS.	AVG.	LG	TD
2020	Packers	2	1	1	12	12.0	12	0
2021	Packers	16	2	25	245	9.8	62t	2
2022	Packers	4	0	2	28	14.0	15	0
NFL TOTALS		22	3	28	285	10.2	62t	2

### JOSIAH DEGUARA'S NFL POSTSEASON RECEIVING STATISTICS

		RECEIVING						
DATE	TEAM	GP	GS	NO.	YDS.	AVG.	LG	TD
2021	Packers	1	0	0	0	0.0	0	0
NFL TOTALS		1	0	0	0	0.0	0	0

### SINGLE-GAME HIGHS: RECEIVING

**Receptions** 3 at Detroit Lions, Jan 09, 2022  
3 at Baltimore Ravens, Dec 19, 2021  
...1 more at 3.

**Receiving Yards** 66 at Detroit Lions, Jan 09, 2022  
44 vs. Chicago Bears, Dec 12, 2021  
22.0 at Detroit Lions, Jan 09, 2022

**Receiving Average** 14.7 vs. Chicago Bears, Dec 12, 2021

**Longest Receptions** 62t at Detroit Lions, Jan 09, 2022  
25 vs. Chicago Bears, Dec 12, 2021  
...1 more at 25.

**Receiving TDs** 1 at Detroit Lions, Jan 09, 2022  
1 at Minnesota Vikings, Nov 21, 2021

### 2022 GXG REGULAR SEASON (PACKERS)

DATE	OPPONENT	P/S	RECEIVING					RUSHING				
			NO.	YDS.	AVG.	LG	TD	NO.	YDS.	AVG.	LG	TD
09/11	at Vikings	P	2	28	14.0	15	0	0	0	0.0	0	0
09/18	Bears	P	0	0	0.0	0	0	0	0	0.0	0	0
09/25	at Buccaneers	P	0	0	0.0	0	0	0	0	0.0	0	0
10/02	Patriots	P	0	0	0.0	0	0	0	0	0.0	0	0
2022 TOTALS			4-0	2	28	14.0	15	0	0	0	0.0	0

# AJ DILLON 28

RUNNING BACK  
BOSTON COLLEGE

Third NFL Season | Third Packers Season



Ht: 6-0 | Wt: 247 | Born: May 2, 1998 | NFL Games Played/Started: 32/3 | Acquired: D2-20

## AT A GLANCE

- » Led the team with 803 rushing yards and a team-high five TDs on 187 carries (4.3 avg.) and added 34 receptions for 313 yards (9.2 avg.) and two TDs last season.
- » Ranked No. 3 on the team with 1,116 yards from scrimmage in 2021, teaming with RB Aaron Jones (1,190) to become just the second RB duo in franchise history to both eclipse 1,100 yards from scrimmage in the same season (John Brockington/MacArthur Lane in 1972).
- » Posted a career-best 124 yards rushing and a career-high two TDs on 21 carries (5.9 avg.) in 2020 vs. Tennessee in Week 16, becoming the first rookie in franchise history to rush for 120-plus yards and two TDs in a game.
- » Was a three-time All-Atlantic Coast Conference first-team selection and finished his career as Boston College's all-time leader in rushing yards (4,238), rushing touchdowns (38) and all-purpose yards (4,618).
- » Was one of only two FBS players (Wisconsin RB Jonathan Taylor) to finish in the top 15 in the country in rushing yards per game each season from 2017-19.
- » Earned third-team All-America recognition from The Associated Press as a junior in 2019 after rushing for a career-high 1,685 yards and tying his career best with 14 rushing TDs.

**2022 SEASON:** Has appeared in all four games with one start, posting 57 carries for 211 yards (3.7 avg.) and a TD and nine receptions for 69 yards (7.7 avg.)...**At Minnesota (Sept. 11):** Rushed for 45 yards and a TD (2-yarder in third quarter) on 10 carries (4.5 avg.) and led the team with five receptions for 46 yards (9.2 avg.). It marked just his second career game with 45-plus rushing yards and 45-plus receiving yards (Week 10 vs. Seattle in 2021)...**Vs. Chicago (Sept. 18):** Rushed for 61 yards on 18 attempts (3.4 avg.) and added a 6-yard reception...**At Tampa Bay (Sept. 25):** Posted 32 rushing yards on 12 carries (2.7 avg.) and added two catches for 6 yards (3.0 avg.)...**Vs. New England (Oct. 2):** Made his first start of the season with the Packers opening the game with two RBs and posted a season-high 73 yards on 17 carries (4.3 avg.). Added an 11-yard reception to give him 84 yards from scrimmage, his seventh straight home game with 50-plus yards from scrimmage.

## AJ DILLON'S NFL REGULAR-SEASON RUSHING/RECEIVING STATISTICS

DATE	TEAM	GP	GS	RUSHING					RECEIVING				
				NO.	YDS.	AVG.	LG	TD	NO.	YDS.	AVG.	LG	TD
2020	Packers	11	0	46	242	5.3	30t	2	2	21	10.5	16	0
2021	Packers	17	2	187	803	4.3	36	5	34	313	9.2	50	2
2022	Packers	4	1	57	211	3.7	14	1	9	69	7.7	12	0
NFL TOTALS		32	3	290	1,256	4.3	36	8	45	403	9.0	50	2

## AJ DILLON'S NFL POSTSEASON RUSHING/RECEIVING STATISTICS

DATE	TEAM	GP	GS	RUSHING					RECEIVING				
				NO.	YDS.	AVG.	LG	TD	NO.	YDS.	AVG.	LG	TD
2020	Packers	2	0	9	44	4.9	9	0	1	13	13.0	13	0
2021	Packers	1	0	7	25	3.6	6t	1	0	0	0.0	0	0
NFL TOTALS		3	0	16	69	4.3	9	1	1	13	13.0	13	0

## SINGLE-GAME HIGHS: RUSHING/RECEIVING

**Rush Attempts** 21 vs. Seattle Seahawks, Nov 14, 2021  
21 vs. Tennessee Titans, Dec 27, 2020

**Rushing Yards** 124 vs. Tennessee Titans, Dec 27, 2020  
81 vs. Pittsburgh Steelers, Oct 03, 2021

**Rushing Average** 5.9 vs. Tennessee Titans, Dec 27, 2020  
5.8 at Kansas City Chiefs, Nov 07, 2021

**Longest Runs** 36 at Chicago Bears, Oct 17, 2021  
30t vs. Tennessee Titans, Dec 27, 2020

**Rushing TDs** 2 vs. Minnesota Vikings, Jan 02, 2022  
2 vs. Seattle Seahawks, Nov 14, 2021  
...1 more at 2.

**Receptions** 6 at Minnesota Vikings, Nov 21, 2021  
5 at Minnesota Vikings, Sep 11, 2022  
...1 more at 5.

**Receiving Yards** 62 vs. Seattle Seahawks, Nov 14, 2021  
49 at Cincinnati Bengals, Oct 10, 2021

**Receiving Average** 12.3 at Cincinnati Bengals, Oct 10, 2021  
11.0 at Kansas City Chiefs, Nov 07, 2021

**Longest Receptions** 50 vs. Seattle Seahawks, Nov 14, 2021  
24 at Cincinnati Bengals, Oct 10, 2021

**Receiving TDs** 1 vs. Los Angeles Rams, Nov 28, 2021  
1 at Cincinnati Bengals, Oct 10, 2021

**All-Purpose Yards** 129 vs. Tennessee Titans, Dec 27, 2020  
128 vs. Seattle Seahawks, Nov 14, 2021  
2 vs. Minnesota Vikings, Jan 02, 2022  
2 vs. Seattle Seahawks, Nov 14, 2021  
...1 more at 2.

**Most TDs**

## 100-YARD RUSHING GAMES (1): REGULAR-SEASON

DATE	TEAM	ATT.	YDS.	AVG.	LG	TD
12/27/20	TITANS	21	124	5.9	30t	2

## 2022 GXG REGULAR SEASON (PACKERS)

DATE	OPPONENT	P/S	RUSHING					RECEIVING				
			NO.	YDS.	AVG.	LG	TD	NO.	YDS.	AVG.	LG	TD
09/11	at Vikings	P	10	45	4.5	14	1	5	46	9.2	12	0
09/18	Bears	P	18	61	3.4	11	0	1	6	6.0	6	0

09/25	at Buccaneers	P	12	32	2.7	7	0	2	6	3.0	7	0	
10/02	Patriots	S	17	73	4.3	13	0	1	11	11.0	11	0	
2022 TOTALS			4-1	57	211	3.7	14	1	9	69	7.7	12	0





# RASUL DOUGLAS

## 29

CORNERBACK  
WEST VIRGINIA

Sixth NFL Season | Second Packers Season



Ht: 6-2 | Wt: 209 | Born: August 29, 1994 | NFL Games Played/Started: 76/41 | Acquired: FA-21 (PS-Ari.)

### AT A GLANCE

- » First name is pronounced rah-sool.
- » Named a Pro Bowl alternate in his first season with Green Bay (2021) after leading the team in interceptions (five) and finishing No. 2 in passes defended (13), which were both career highs.
- » His two INTs returned for touchdowns tied for the NFL lead in 2021, tied for fourth most in a season in team history and were the first two of his career.
- » Last season he became only the second Packer in team history to post an INT return for a TD in back-to-back games (CB Herb Adderley, Sept. 19-26, 1965).
- » Started a career-high 11 of 14 games played for the Carolina Panthers in 2020, posting a career-best 62 tackles (50 solo).
- » Played for Philadelphia for three seasons after originally being drafted by the Eagles in the third round (No. 99 overall) of the 2017 NFL Draft out of West Virginia University, where he was named first-team All-Big 12 as a senior when he tied for the NCAA lead with eight INTs.

**2022 SEASON:** Has played in all four games with three starts, leading the secondary with 17 tackles (16 solo), two tackles for a loss, two passes defended and two special teams tackles...**At Minnesota (Sept. 11):** Appeared on 41 snaps on defense, finishing with four tackles (all solo). Made a third-down stop for no gain on WR Justin Jefferson to force a field-goal attempt. Also played 12 snaps on special teams...**Vs. Chicago (Sept. 18):** Played 26 snaps on defense and recorded two tackles (both solo), including a tackle for a loss when he brought down WR Darnell Mooney for a 4-yard loss on a pass early in the second quarter. Also appeared on six plays on special teams and posted a tackle...**At Tampa Bay (Sept. 25):** Started and played on 63 defensive snaps, leading the secondary with eight tackles (all solo) and a team-high two passes defended...**Vs. New England (Oct. 2):** Started and played all 58 defensive snaps, recording three tackles (two solo), a tackle for a loss on a WR DeVante Parker reception early in the first quarter and a special teams tackle.

### REGULAR-SEASON COMPARISON: DEFENSIVE - NEW YORK GIANTS

DATE	OPP	W/L	GP/GS	TACKLES					SACK	YDS.	INT	TFL	PD	MISC				
				TOT	SOLO	ASST								TD	FF	FR		
9/24/17	PHI vs. NYG	W	S	4	3	1		0.0	0.0		1	0	1	0	0	0	0	0
12/29/19	PHI @ NYG	W	S	4	3	1		0.0	0.0		0	3	1	0	0	0	0	0
<b>TOTALS</b>		<b>2/0</b>	<b>2/2</b>	<b>8</b>	<b>6</b>	<b>2</b>		<b>0.0</b>	<b>0.0</b>	<b>1</b>	<b>0</b>	<b>4</b>	<b>1</b>	<b>0</b>	<b>0</b>	<b>0</b>	<b>0</b>	<b>0</b>

### RASUL DOUGLAS' NFL REGULAR-SEASON DEFENSIVE STATISTICS

NFL PLAYERS' 12 YEAR CAREER DEFENSE STATISTICS																										
YEAR	TEAM	GP	GS	TK	S	TACKLES					INTERCEPTIONS										ST		MISC			
						A	TFL	YDS	SK	YDS	QBH	NO	YDS	LG	TD	PD	FF	FR	TD	YDS	TK	S	A	FF	FR	S
2017	Eagles	14	5	24	22	2	0	0	0.0	0.0	0	2	7	7	0	11	0	0	0	0	1	1	0	0	0	0
2018	Eagles	16	7	57	48	9	6	14	0.0	0.0	0	3	14	17	0	4	0	0	0	0	1	1	0	0	0	0
2019	Eagles	16	6	35	24	11	3	5	0.0	0.0	1	0	0	0	10	0	0	0	0	0	0	0	0	0	0	0
2020	Panthers	14	11	62	50	12	1	1	0.0	0.0	0	0	0	0	9	0	0	0	0	0	0	0	0	0	0	0
2021	Packers	12	9	52	48	4	1	4	0.0	0.0	0	5	105	55t	2	13	1	0	0	0	5	4	1	0	0	0
2022	Packers	4	3	17	16	1	2	5	0.0	0.0	0	0	0	0	2	0	0	0	0	0	2	1	1	0	0	0
NFL TOTALS		76	41	247	208	39	13	29	0.0	0.0	1	10	126	55t	2	49	1	0	0	0	9	6	3	0	0	0

### RASUL DOUGLAS' NFL POSTSEASON DEFENSIVE STATISTICS

		TACKLES										INTERCEPTIONS										ST				MISC			
YEAR	TEAM	GP	GS	TK	S	A	TFL	YDS	SK	YDS	QBH	NO	YDS	LG	TD	PD	FF	FR	TD	YDS	TK	S	A	FF	FR	S	A		
2017	Eagles	3	0	0	0	0	0	0	0.0	0.0	0	0	0	0	0	0	0	0	0	0	0	0	0	0	0	0	0	0	
2018	Eagles	2	2	10	10	0	0	0	0.0	0.0	0	0	0	0	0	1	0	0	0	0	0	0	0	0	0	0	0	0	
2019	Eagles	1	0	0	0	0	0	0	0.0	0.0	0	0	0	0	0	0	0	0	0	0	0	0	0	0	0	0	0	0	
2021	Packers	1	1	4	2	2	0	0	0.0	0.0	0	0	0	0	0	1	0	0	0	0	0	1	1	0	0	0	0	0	
NFL TOTALS		7	3	14	12	2	0	0	0.0	0.0	0	0	0	0	0	2	0	0	0	0	0	1	1	0	0	0	0	0	

### SINGLE-GAME HIGHS: DEFENSIVE

**Total Tackles** 14 at Los Angeles Rams, Dec 16, 2018  
9 at Arizona Cardinals, Oct 28, 2021  
...2 more at 9

**Solo Tackles** 11 at Los Angeles Rams, Dec 16, 2018  
9 at Arizona Cardinals, Oct 28, 2021  
...1 more at 9

**Passes Defended** 4 vs. Los Angeles Rams, Nov 28, 2021  
3 vs. Chicago Bears, Oct 18, 2020  
...2 more at 3

**Forced Fumbles** 1 vs. Washington Football Team, Oct 24, 2021

**Tackles For Loss** 2 vs. Detroit Lions, Sep 22, 2019  
1 vs. New England Patriots, Oct 02, 2022  
...10 more at 1

**Interceptions** 2 vs. Cleveland Browns, Dec 25, 2021  
1 vs. Chicago Bears, Dec 12, 2021  
...7 more at 1

**Interception Return Yards** 55 vs. Chicago Bears, Dec 12, 2021  
33 vs. Los Angeles Rams, Nov 28, 2021

**Special Teams Tackles** 2 vs. Cleveland Browns, Dec 25, 2021  
1 vs. New England Patriots, Oct 02, 2022  
...6 more at 1



**2022 GXG REGULAR SEASON (PACKERS)**

DATE	OPPONENT	P/S	TK	S	A	SK	YDS	INT	PD	FF	FR
09/11	at Vikings	P	4	4	0	0.0	0.0	0	0	0	0
09/18	Bears	S	2	2	0	0.0	0.0	0	0	0	0
09/25	at Buccaneers	S	8	8	0	0.0	0.0	0	2	0	0
10/02	Patriots	S	3	2	1	0.0	0.0	0	0	0	0
2022 TOTALS		4-3	17	16	1	0.0	0.0	0	2	0	0

# KINGSLEY ENAGBARE

## 55

LINEBACKER  
SOUTH CAROLINA

Rookie



Ht: 6-4 | Wt: 258 | Born: January 18, 2000 | NFL Games Played/Started: 4/0 | Acquired: D5-22

### AT A GLANCE

- » Last name is pronounced ee-nag-BAR-ee.
- » Played in 44 games with 21 starts in four seasons with the Gamecocks, finishing his career with 121 tackles (73 solo), 24 tackles for a loss, 15 sacks, 19 QB hurries, four passes defended, four forced fumbles and a fumble recovery.
- » Earned first-team All-Southeastern Conference honors and third-team All-America recognition from Pro Football Focus as a senior in 2021 after leading the team in tackles for a loss (seven), sacks (4½) and QB hurries (11).
- » Posted a career-high six sacks in eight games as a junior in 2020 on his way to earning first-team All-SEC honors from the coaches and second-team recognition from The Associated Press.
- » Selected by the Packers in the fifth round (No. 179 overall) of the 2022 NFL Draft, just the second defensive player out of the University of South Carolina to be picked by Green Bay (LB Ed Holler, 14th round in 1963).
- » Was named the Class AA Defensive Player of the Year and earned first-team all-state honors as a senior at Hapeville Charter Academy (Atlanta, Ga.).

**2022 SEASON:** Has played in all four games and has registered two tackles (both solo)...**At Minnesota (Sept. 11):** Appeared on 10 plays on defense in his NFL debut, where he registered two tackles (both solo). Also played one snap on special teams...**Vs. Chicago (Sept. 18):** Appeared on four defensive snaps...**At Tampa Bay (Sept. 25):** Appeared on 23 defensive snaps and one on special teams...**Vs. New England (Oct. 2):** Appeared on 11 plays on defense and five on special teams.

### KINGSLEY ENAGBARE'S NFL REGULAR-SEASON DEFENSIVE STATISTICS

		TACKLES									INTERCEPTIONS										ST				MISC		
YEAR	TEAM	GP	GS	TK	S	A	TFL	YDS	SK	YDS	QBH	NO	YDS	LG	TD	PD	FF	FR	TD	YDS	TK	S	A	FF	FR	S	A
2022	Packers	4	0	2	2	0	0	0	0.0	0.0	0	0	0	0	0	0	0	0	0	0	0	0	0	0	0	0	0
NFL TOTALS		4	0	2	2	0	0	0	0.0	0.0	0	0	0	0	0	0	0	0	0	0	0	0	0	0	0	0	0

### SINGLE-GAME HIGHS: DEFENSIVE

Total Tackles 2 at Minnesota Vikings, Sep 11, 2022

Solo Tackles

2 at Minnesota Vikings, Sep 11, 2022

### 2022 GXG REGULAR SEASON (PACKERS)

DATE	OPPONENT	P/S	TK	S	A	SK	YDS	INT	PD	FF	FR
09/11	at Vikings	P	2	2	0	0	0	0	0	0	0
09/18	Bears	P	0	0	0	0	0	0	0	0	0
09/25	at Buccaneers	P	0	0	0	0	0	0	0	0	0
10/02	Patriots	P	0	0	0	0	0	0	0	0	0
2022 TOTALS		4-0	2	2	0	0	0	0	0	0	0

# JONATHAN FORD

## 99

DEFENSIVE LINEMAN  
MIAMI (FLA.)

Rookie



Ht: 6-5 | Wt: 338 | Born: September 29, 1998 | Acquired: D7b-22

### AT A GLANCE

- » Appeared in 50 games with 30 starts in five seasons with the Hurricanes, recording 60 tackles (21 solo), eight tackles for a loss, three sacks, a pass defended and a forced fumble.
- » Started all 13 contests as a junior in 2019, finishing with career highs in tackles for a loss (3½) and sacks (three) as he helped Miami rank No. 17 in the nation in rushing defense (114.6 ypg) and No. 10 in yards allowed per carry (3.17 avg.).
- » Selected by the Packers with the second of four picks in the seventh round (No. 234 overall) of the 2022 NFL Draft, a pick acquired from Denver along with a fifth-round selection (No. 179 overall) in exchange for Green Bay's fifth-round pick (No. 171 overall).
- » Became just the second defensive player from the University of Miami (Fla.) to be drafted by the Packers, joining LB Jonathan Garvin (seventh round in 2020).
- » Earned first-team all-county recognition from the Sun-Sentinel as a senior at Dillard High School (Fort Lauderdale, Fla.).

**2022 SEASON:** Has been inactive (healthy scratch) for all four games...**At Minnesota (Sept. 11):** Inactive (healthy scratch)...**Vs. Chicago (Sept. 18):** Inactive (healthy scratch)...**At Tampa Bay (Sept. 25):** Inactive (healthy scratch)...**Vs. New England (Oct. 2):** Inactive (healthy scratch).

### 2022 GXG REGULAR SEASON (PACKERS)

DATE	OPPONENT	P/S	TK	S	A	SK	YDS	INT	PD	FF	FR
09/11	at Vikings										
09/18	Bears										
09/25	at Buccaneers										
10/02	Patriots										
<b>2022 TOTALS</b>			<b>0</b>	<b>0</b>	<b>0</b>	<b>0</b>	<b>0</b>	<b>0</b>	<b>0</b>	<b>0</b>	<b>0</b>

# RUDY FORD 20

SAFETY  
AUBURN

Sixth NFL Season | First Packers Season



Ht: 6-0 | Wt: 210 | Born: November 1, 1994 | NFL Games Played/Started: 60/6 | Acquired: FA-22

## AT A GLANCE

- » A sixth-year player out of Auburn University, was originally drafted by the Arizona Cardinals in the sixth round (No. 208 overall) in 2017.
- » After two years with the Cardinals (2017-18), he played for the Philadelphia Eagles for two seasons (2019-20) and spent last season with the Jacksonville Jaguars (2021).
- » Played in 56 games with six starts for the Cardinals, Eagles and Jaguars, registering 59 tackles (42 solo), two tackles for a loss, three passes defended, two QB hits, a half-sack and an interception. He has posted 29 tackles on special teams, including a career-high 11 for the Eagles in 2020.

**2022 SEASON:** Has appeared in all four games and has recorded seven tackles (six solo) on defense and a special teams tackle...**At Minnesota (Sept. 11):** Played seven special teams snaps in his Green Bay debut...**Vs. Chicago (Sept. 18):** Appeared on eight plays on special teams...**At Tampa Bay (Sept. 25):** Appeared on 17 snaps on special teams and logged a tackle...**Vs. New England (Oct. 2):** Saw significant action on defense in place of an injured Adrian Amos (concussion), appearing on 44 of 58 defensive snaps and leading the secondary with a career-high seven tackles (six solo).

## RUDY FORD'S NFL REGULAR-SEASON DEFENSIVE STATISTICS

		TACKLES										INTERCEPTIONS										ST				MISC			
YEAR	TEAM	GP	GS	TK	S	A	TFL	YDS	SK	YDS	QBH	NO	YDS	LG	TD	PD	FF	FR	TD	YDS	TK	S	A	FF	FR	S	A		
2017	Cardinals	10	0	0	0	0	0	0	0.0	0.0	0	0	0	0	0	0	0	0	0	0	5	5	0	0	0	0	0		
2018	Cardinals	13	1	4	2	2	0	0	0.0	0.0	0	0	0	0	0	0	0	0	0	0	8	7	1	0	0	0	0		
2019	Eagles	10	0	2	1	1	0	0	0.0	0.0	0	0	0	0	0	0	0	0	0	0	4	2	2	0	0	0	0		
2020	Eagles	8	1	4	3	1	1	1	0.0	0.0	0	0	0	0	0	0	0	0	0	0	11	10	1	0	0	0	0		
2021	Jaguars	15	4	50	37	13	1	1	0.5	2.5	2	1	8	8	0	3	0	0	0	0	3	2	1	0	0	0	0		
2022	Packers	4	0	7	6	1	0	0	0.0	0.0	0	0	0	0	0	0	0	0	0	0	1	1	0	0	0	0	0		
NFL TOTALS		60	6	67	49	18	2	2	0.5	2.5	2	1	8	8	0	3	0	0	0	0	32	27	5	0	0	0	0		

## SINGLE-GAME HIGHS: DEFENSIVE

**Total Tackles** 7 vs. New England Patriots, Oct 02, 2022  
7 vs. Buffalo Bills, Nov 07, 2021  
**Solo Tackles** 6 vs. New England Patriots, Oct 02, 2022  
6 vs. Buffalo Bills, Nov 07, 2021  
**Sacks** 0.5 at Los Angeles Rams, Dec 05, 2021  
**Passes Defended** 3 vs. Buffalo Bills, Nov 07, 2021

**Tackles For Loss** 1 at Los Angeles Rams, Dec 05, 2021  
1 at Dallas Cowboys, Dec 27, 2020  
**Interceptions** 1 vs. Buffalo Bills, Nov 07, 2021  
**Interception Return Yards** 8 vs. Buffalo Bills, Nov 07, 2021  
**Special Teams Tackles** 3 at Washington Football Team, Sep 13, 2020  
2 at New York Giants, Nov 15, 2020  
...4 more at 2.

## 2022 GXG REGULAR SEASON (PACKERS)

DATE	OPPONENT	P/S	TK	S	A	SK	YDS	INT	PD	FF	FR
09/11	at Vikings	P	0	0	0	0	0	0	0	0	0
09/18	Bears	P	0	0	0	0	0	0	0	0	0
09/25	at Buccaneers	P	0	0	0	0	0	0	0	0	0
10/02	Patriots	P	7	6	1	0	0	0	0	0	0
2022 TOTALS		4-0	7	6	1	0	0	0	0	0	0

# TIPA GALEAI 40

LINEBACKER  
UTAH STATE

Second NFL Season | Second Packers Season



Ht: 6-5 | Wt: 229 | Born: February 26, 1997 | NFL Games Played/Started: 12/0 | Acquired: FA-20

## AT A GLANCE

- » Signed to the 53-man roster on Nov. 16, 2021.
- » Appeared in seven games in 2021, logging 11 tackles (six solo) and a sack.
- » Spent his entire rookie season in 2020 on the Packers' practice squad, appearing in one contest.
- » Was a gameday elevation to the active roster in Week 1, making his NFL debut at Minnesota (Sept. 13) and appeared on nine snaps on defense.
- » Originally signed by Green Bay as an undrafted free agent on April 30, 2020.

**2022 SEASON:** Has played in all four games on special teams and is tied for No. 2 on the team with three tackles...**At Minnesota (Sept. 11):** Appeared on 16 plays on special teams and registered a tackle...**Vs. Chicago (Sept. 18):** Played 15 special teams snaps and posted a tackle...**At Tampa Bay (Sept. 25):** Appeared on 20 special teams snaps and registered a tackle...**Vs. New England (Oct. 2):** Appeared on 21 special teams snaps.

## TIPA GALEAI'S NFL REGULAR-SEASON DEFENSIVE STATISTICS

YEAR	TEAM	GP	GS	TK	S	TACKLES					INTERCEPTIONS										ST				MISC	
						A	TFL	YDS	SK	YDS	QBH	NO	YDS	LG	TD	PD	FF	FR	TD	YDS	TK	S	A	FF	FR	S
2020	Packers	1	0	0	0	0	0	0	0.0	0.0	0	0	0	0	0	0	0	0	0	0	0	0	0	0	0	0
2021	Packers	7	0	11	6	5	1	3	1.0	3.0	1	0	0	0	0	0	0	0	0	0	1	1	0	0	0	0
2022	Packers	4	0	0	0	0	0	0	0.0	0.0	0	0	0	0	0	0	0	0	0	0	3	1	2	0	0	0
NFL TOTALS		12	0	11	6	5	1	3	1.0	3.0	1	0	0	0	0	0	0	0	0	0	4	2	2	0	0	0

## TIPA GALEAI'S NFL POSTSEASON DEFENSIVE STATISTICS

		TACKLES										INTERCEPTIONS										ST				MISC	
YEAR	TEAM	GP	GS	TK	S	A	TFL	YDS	SK	YDS	QBH	NO	YDS	LG	TD	PD	FF	FR	TD	YDS	TK	S	A	FF	FR	S	A
2021	Packers	1	0	0	0	0	0	0	0	0.0	0	0	0	0	0	0	0	0	0	0	0	0	0	0	0	0	0
NFL TOTALS		1	0	0	0	0	0	0	0	0.0	0	0	0	0	0	0	0	0	0	0	0	0	0	0	0	0	0

## SINGLE-GAME HIGHS: DEFENSIVE

**Total Tackles** 3 vs. Chicago Bears, Dec 12, 2021  
3 at Minnesota Vikings, Nov 21, 2021  
**Solo Tackles** 2 vs. Cleveland Browns, Dec 25, 2021  
2 at Minnesota Vikings, Nov 21, 2021  
**Sacks** 1.0 vs. Cleveland Browns, Dec 25, 2021

**Tackles For Loss** 1 vs. Cleveland Browns, Dec 25, 2021  
**Special Teams Tackles** 1 vs. Minnesota Vikings, Jan 02, 2022

## 2022 GXG REGULAR SEASON (PACKERS)

DATE	OPPONENT	P/S	TK	S	A	SK	YDS	INT	PD	FF	FR
09/11	at Vikings	P	0	0	0	0	0.0	0	0	0	0
09/18	Bears	P	0	0	0	0	0.0	0	0	0	0
09/25	at Buccaneers	P	0	0	0	0	0.0	0	0	0	0
10/02	Patriots	P	0	0	0	0	0.0	0	0	0	0
2022 TOTALS		4-0	0	0	0	0	0.0	0	0	0	0

# JONATHAN GARVIN

## 53

LINEBACKER  
MIAMI (FLA.)

Third NFL Season | Third Packers Season



Ht: 6-4 | Wt: 257 | Born: July 28, 1999 | NFL Games Played/Started: 28/1 | Acquired: D7b-20

### AT A GLANCE

- » Played in 16 games with one start in 2021, posting 19 tackles (15 solo), 1½ sacks, a tackle for a loss and five QB hits.
- » Played in eight contests for the Packers as a rookie in 2020, recording five tackles (two solo).
- » Selected by the Packers with the second of two selections in the seventh round (No. 242 overall) of the 2020 NFL Draft, a pick obtained from Baltimore in 2018 in exchange for RB Ty Montgomery.
- » Appeared in 38 games with 24 starts at defensive end during his three seasons at the University of Miami (Fla.), recording 106 tackles (46 solo), 29 tackles for a loss, 12½ sacks, four fumble recoveries, four forced fumbles and five passes defended.

**2022 SEASON:** Has played in all four games, seeing time on defense and special teams, and has posted a QB hit...**At Minnesota (Sept. 11):** Played 12 snaps on defense and 10 snaps on special teams...**Vs. Chicago (Sept. 18):** Appeared three plays on defense and seven on special teams...**At Tampa Bay (Sept. 25):** Appeared on 12 snaps on defense and 10 on special teams...**Vs. New England (Oct. 2):** Appeared on 13 defensive snaps, recording a QB hit, and played 11 special teams snaps.

### JONATHAN GARVIN'S NFL REGULAR-SEASON DEFENSIVE STATISTICS

		TACKLES										INTERCEPTIONS										ST				MISC			
YEAR	TEAM	GP	GS	TK	S	A	TFL	YDS	SK	YDS	QBH	NO	YDS	LG	TD	PD	FF	FR	TD	YDS	TK	S	A	FF	FR	S	A		
2020	Packers	8	0	5	2	3	0	0	0.0	0.0	0	0	0	0	0	0	0	0	0	0	0	0	0	0	0	0	0		
2021	Packers	16	1	19	15	4	1	4	1.5	7.5	5	0	0	0	0	0	0	0	0	0	0	0	0	0	0	0	0		
2022	Packers	4	0	0	0	0	0	0	0.0	0.0	1	0	0	0	0	0	0	0	0	0	0	0	0	0	0	0	0		
NFL TOTALS		28	1	24	17	7	1	4	1.5	7.5	6	0	0	0	0	0	0	0	0	0	0	0	0	0	0	0	0		

### SINGLE-GAME HIGHS: DEFENSIVE

**Total Tackles** 6 at Detroit Lions, Jan 09, 2022  
3 vs. Seattle Seahawks, Nov 14, 2021  
...1 more at 3.

**Solo Tackles** 4 at Detroit Lions, Jan 09, 2022  
3 vs. Seattle Seahawks, Nov 14, 2021

**Sacks** 1.0 at Chicago Bears, Oct 17, 2021  
0.5 at San Francisco 49ers, Sep 26, 2021

**Tackles For Loss** 1 at Chicago Bears, Oct 17, 2021

### 2022 GXG REGULAR SEASON (PACKERS)

DATE	OPPONENT	P/S	TK	S	A	SK	YDS	INT	PD	FF	FR
09/11	at Vikings	P	0	0	0	0	0.0	0	0	0	0
09/18	Bears	P	0	0	0	0	0.0	0	0	0	0
09/25	at Buccaneers	P	0	0	0	0	0.0	0	0	0	0
10/02	Patriots	P	0	0	0	0	0.0	0	0	0	0
2022 TOTALS		4-0	0	0	0	0	0.0	0	0	0	0



# RASHAN GARY 52

LINEBACKER  
MICHIGAN

Fourth NFL Season | Fourth Packers Season



Ht: 6-5 | Wt: 277 | Born: December 3, 1997 | NFL Games Played/Started: 51/24 | Acquired: D1a-19

## AT A GLANCE

- » Among NFL linebackers, ranked No. 3 in QB hits (39), No. 6 in pressures (84) and No. 8 in sacks (14½) over the last two seasons (2020-21), according to TruMedia.
- » In 2021, teamed with Preston Smith to become just the second linebacker duo in team history (since 1982) to both register nine-plus sacks in the same season (Preston Smith and Za'Darius Smith in 2019).
- » Led the team with 28 QB hits (No. 7 in the NFL) in 2021 and finished No. 5 among NFL LBs with 53 QB pressures according to NFL Next Gen Stats.
- » Finished No. 2 on the team with five sacks and tied for No. 2 on the team with 11 QB hits in 2020. Also appeared in both postseason contests, finishing with 1½ sacks (No. 2 on the team) and three QB hits (tied for No. 1 on the team).
- » Earned first-team All-Big Ten recognition from the league's coaches as a sophomore and as a junior at the University of Michigan, also earning second-team honors from The Associated Press in both of those seasons.

**2022 SEASON:** Has started all four contests and leads the team with five sacks while also registering 19 tackles (11 solo), six QB hits (tied for team lead) and a team high five tackles for a loss...Is tied for No. 3 in the NFL in sacks this season...Is the first Packer to register at least one sack in each of the first four games of the season since DE Cullen Jenkins in 2010...Is just the fourth Green Bay player to accomplish the feat (DEs Kaber Gbaja-Biamila in 2001 and Sean Jones in 1994)...His current streak of four straight games with a sack is tied for No. 3 in team history behind only five-game streaks by LB Tim Harris (1989) and Gbaja-Biamila (2000-01)...Has at least one sack in six of his last seven-regular season games, posting eight sacks over that span...Has registered 10 sacks in the last nine home games, including one in four straight at Lambeau Field...**At Minnesota (Sept. 11):** Finished No. 3 on the team with seven tackles (three solo), while also recording a tackle for a loss, two QB hits and a sack, bringing QB Kirk Cousins down for a loss of 8 yards on third-and-7 in the first quarter. Dating back to 2021, he has six sacks and eight tackles for a loss in his last five games, including the postseason...**Vs. Chicago (Sept. 18):** Posted two tackles (both solo), two tackles for a loss, a QB hit and helped collapse the pocket and sack QB Justin Fields for a loss of 7 yards on second-and-3 early in the third quarter to help force a three-and-out. In the second quarter, darted through the line to take RB David Montgomery down for a loss of 5 yards to force a third-and-15 the Bears did not convert...**At Tampa Bay (Sept. 25):** Finished with three tackles (two solo), a QB hit, a tackle for a loss and sacked QB Tom Brady for a loss of 6 yards on a third-and-12 with under seven minutes remaining in the second quarter...**Vs. New England (Oct. 2):** Finished with seven tackles (four solo), a tackle for a loss, two QB hits and two sacks, including a sack late in the second quarter where he forced and recovered a QB Bailey Zappe fumble to give the Packers the ball at their own 22-yard line.

## REGULAR-SEASON COMPARISON: DEFENSIVE - NEW YORK GIANTS

DATE	OPP	TACKLES										MISC					
		W/L	GP/GS	TOT	SOLO	ASST	SACK	YDS.	INT	TFL	PD	QBH	TD	FF	FR		
12/1/19	GB @ NYG	W	P	1	1	0	0.0	0.0	0	0	0	1	0	0	0		
TOTALS		1/0	1/0	1	1	0	0.0	0.0	0	0	0	1	0	0	0		

## RASHAN GARY'S NFL REGULAR-SEASON DEFENSIVE STATISTICS

		TACKLES										INTERCEPTIONS										ST				MISC	
YEAR	TEAM	GP	GS	TK	S	A	TFL	YDS	SK	YDS	QBH	NO	YDS	LG	TD	PD	FF	FR	TD	YDS	TK	S	A	FF	FR	S	A
2019	Packers	16	0	30	14	16	3	16	2.0	13.0	7	0	0	0	0	0	1	0	0	0	0	0	0	0	0	0	0
2020	Packers	15	4	35	19	16	5	27	5.0	31.0	11	0	0	0	0	1	0	1	0	1	0	0	0	0	0	0	0
2021	Packers	16	16	47	27	20	8	52	9.5	71.0	28	0	0	0	0	2	1	0	0	0	0	0	0	0	0	0	0
2022	Packers	4	4	19	11	8	5	34	5.0	38.0	6	0	0	0	0	1	1	1	0	0	0	0	0	0	0	0	0
NFL TOTALS		51	24	131	71	60	21	129	21.5	153.0	52	0	0	0	0	1	3	4	0	1	0	0	0	0	0	0	0

## RASHAN GARY'S NFL POSTSEASON DEFENSIVE STATISTICS

YEAR	TEAM	TACKLES										INTERCEPTIONS										ST				MISC	
		GP	GS	TK	S	A	TFL	YDS	SK	YDS	QBH	NO	YDS	LG	TD	PD	FF	FR	TD	YDS	TK	S	A	FF	FR	S	A
2019	Packers	2	0	2	0	2	0	0	0.0	0.0	0	0	0	0	0	0	0	0	0	0	0	0	0	0	0	0	0
2020	Packers	2	0	5	3	2	1	4	1.5	8.5	3	0	0	0	0	0	0	0	0	0	0	0	0	0	0	0	0
2021	Packers	1	1	4	4	0	3	10	2.0	10.0	3	0	0	0	0	0	0	0	0	0	0	0	0	0	0	0	0
NFL TOTALS		5	1	11	7	4	4	14	3.5	18.5	6	0	0	0	0	0	0	0	0	0	0	0	0	0	0	0	0

## SINGLE-GAME HIGHS: DEFENSIVE

Total Tackles	7 vs. New England Patriots, Oct 02, 2022 7 at Minnesota Vikings, Sep 11, 2022 ...1 more at 7.	Forced Fumbles	1 vs. New England Patriots, Oct 02, 2022 1 vs. Los Angeles Rams, Nov 28, 2021 ...1 more at 1.
Solo Tackles	4 vs. New England Patriots, Oct 02, 2022 4 vs. Pittsburgh Steelers, Oct 03, 2021	Fumble Recoveries	1 vs. New England Patriots, Oct 02, 2022 1 vs. Chicago Bears, Dec 12, 2021 ...2 more at 1.
Sacks	2.0 vs. New England Patriots, Oct 02, 2022 2.0 vs. Cleveland Browns, Dec 25, 2021 ...1 more at 2.0.	Tackles For Loss	2 vs. Chicago Bears, Sep 18, 2022 2 vs. Minnesota Vikings, Jan 02, 2022 ...1 more at 2.
Passes Defensed	1 at Indianapolis Colts, Nov 22, 2020	Longest Opponent's Fumble Return	1 at Chicago Bears, Jan 03, 2021



2022 GXG REGULAR SEASON (PACKERS)

DATE	OPPONENT	P/S	TK	S	A	SK	YDS	INT	PD	FF	FR
09/11	at Vikings	S	7	3	4	1.0	8.0	0	0	0	0
09/18	Bears	S	2	2	0	1.0	7.0	0	0	0	0
09/25	at Buccaneers	S	3	2	1	1.0	6.0	0	0	0	0
10/02	Patriots	S	7	4	3	2.0	17.0	0	0	1	1
2022 TOTALS		4-4	19	11	8	5.0	38.0	0	0	1	1

# JAKE HANSON

## 67

CENTER/GUARD  
OREGON

Second NFL Season | Second Packers Season



Ht: 6-4 | Wt: 296 | Born: April 29, 1997 | NFL Games Played/Started: 9/1 | Acquired: D6b-20

### AT A GLANCE

- » Appeared in five games as a reserve, was inactive for three games and dressed but did not play in nine contests for the Packers in 2021.
- » Spent the first five weeks of the 2020 regular season on the Packers' practice squad before being placed on injured reserve-practice squad on Oct. 13.
- » Was selected by the Packers with the second of three picks in the sixth round (No. 208 overall) of the 2020 NFL Draft.
- » Started 49 games at center over four years at Oregon, earning second-team All-Pacific-12 honors from *The Associated Press* his final two seasons and honorable mention from the conference's coaches all four seasons.

**2022 SEASON:** Has appeared in all three games, seeing time on offense and special teams...**At Minnesota (Sept. 11):** Made his first NFL start, opening at RG and playing all 61 snaps. Helped the Packers rack up 111 rushing yards on just 18 carries (6.2 avg.)...**Vs. Chicago (Sept. 18):** Appeared on five plays on special teams...**At Tampa Bay (Sept. 25):** Took over at center for an injured Josh Myers (cramps) for the final three snaps of the game. Also appeared on two plays on special teams...**Vs. New England (Oct. 2):** Played five snaps on special teams.

### JAKE HANSON'S NFL REGULAR-SEASON STATISTICS

DATE	TEAM	GP	GS
2021	Packers	5	0
2022	Packers	4	1
NFL TOTALS		9	1

### 2022 GXG REGULAR SEASON (PACKERS)

DATE	OPPONENT	P/S	W/L	SCORE
09/11	at Vikings	S	L	7-23
09/18	Bears	P	W	27-10
09/25	at Buccaneers	P	W	14-12
10/02	Patriots	P	W	27-24+
2022 TOTALS		4-1	3-1	

+ - Overtime

# SHEMAR JEAN-CHARLES

## 22

CORNERBACK  
APPALACHIAN STATE

Second NFL Season | Second Packers Season



Ht: 5-10 | Wt: 184 | Born: June 20, 1998 | NFL Games Played/Started: 17/0 | Acquired: D5b-21

### AT A GLANCE

- » Last name is pronounced john charles.
- » Played in 14 games as a rookie in 2021 as a reserve and posted two tackles (both solo) on defense and six tackles on special teams, the fourth most on the team.
- » In four years as an active player (2017-20), helped Appalachian State go 42-10 with four bowl wins and three Sun Belt Conference championships.
- » Named a first-team All-American by the Walter Camp Football Foundation, second-team All-American by Sporting News and Pro Football Focus College and third-team All-American by Phil Steele's College Football after leading the nation with 17 passes defended in 2020.
- » Also earned first-team All-Sun Belt honors, was named PFF's Sun Belt Player of the Year and was a semifinalist for the Bednarik Award (nation's top defender) and the Thorpe Award (nation's top defensive back) as a senior.

**2022 SEASON:** Has appeared in three games and has been inactive for one contest...Has posted a tackle on special teams...**At Minnesota (Sept. 11):** Inactive (healthy scratch)...**Vs. Chicago (Sept. 18):** Appeared on 13 special teams snaps in his season debut...**At Tampa Bay (Sept. 25):** Appeared on two defensive snaps and on 17 special teams snaps...**Vs. New England (Oct. 2):** Played on 16 special teams snaps and registered a tackle and appeared on one play on defense.

### SHEMAR JEAN-CHARLES' NFL REGULAR-SEASON DEFENSIVE STATISTICS

		TACKLES										INTERCEPTIONS										ST				MISC			
YEAR	TEAM	GP	GS	TK	S	A	TFL	YDS	SK	YDS	QBH	NO	YDS	LG	TD	PD	FF	FR	TD	YDS	TK	S	A	FF	FR	S	A		
2021	Packers	14	0	2	2	0	0	0	0	0.0	0.0	0	0	0	0	0	0	0	0	0	6	3	3	0	0	0	0		
2022	Packers	3	0	0	0	0	0	0	0	0.0	0.0	0	0	0	0	0	0	0	0	0	1	0	1	0	0	0	0		
NFL TOTALS		17	0	2	2	0	0	0	0	0.0	0.0	0	0	0	0	0	0	0	0	0	7	3	4	0	0	0	0		

### SHEMAR JEAN-CHARLES' NFL POSTSEASON DEFENSIVE STATISTICS

				TACKLES							INTERCEPTIONS										ST				MISC		
YEAR	TEAM	GP	GS	TK	S	A	TFL	YDS	SK	YDS	QBH	NO	YDS	LG	TD	PD	FF	FR	TD	YDS	TK	S	A	FF	FR	S	A
2021	Packers	1	0	0	0	0	0	0	0	0.0	0.0	0	0	0	0	0	0	0	0	0	0	0	0	0	0	0	0
NFL TOTALS		1	0	0	0	0	0	0	0	0.0	0.0	0	0	0	0	0	0	0	0	0	0	0	0	0	0	0	0

### SINGLE-GAME HIGHS: DEFENSIVE

**Total Tackles** 1 vs. Minnesota Vikings, Jan 02, 2022  
1 vs. Pittsburgh Steelers, Oct 03, 2021  
**Solo Tackles** 1 vs. Minnesota Vikings, Jan 02, 2022  
1 vs. Pittsburgh Steelers, Oct 03, 2021

**Special Teams Tackles** 1 at Baltimore Ravens, Dec 19, 2021  
1 vs. Chicago Bears, Dec 12, 2021  
...4 more at 1.

### 2022 GXG REGULAR SEASON (PACKERS)

DATE	OPPONENT	P/S	TK	S	A	SK	YDS	INT	PD	FF	FR	
09/11	at Vikings		ON INACTIVE LIST									
09/18	Bears	P	0	0	0	0	0.0	0	0	0	0	
09/25	at Buccaneers	P	0	0	0	0	0.0	0	0	0	0	
10/02	Patriots	P	0	0	0	0	0.0	0	0	0	0	
2022 TOTALS		3-0	0	0	0	0	0.0	0	0	0	0	

# ELGTON JENKINS

## 74

GUARD/TACKLE  
MISSISSIPPI STATE

Fourth NFL Season | Fourth Packers Season



Ht: 6-5 | Wt: 311 | Born: December 26, 1995 | NFL Games Played/Started: 43/41 | Acquired: D2-19

### AT A GLANCE

- » Has appeared in 43 games with 41 starts in his career and has started games at four different positions on the line (26 at LG, eight at LT, four at RT, three at C).
- » Started at LT in all eight games he appeared in last season (Weeks 1-2, 6-11) before sustaining a season-ending knee injury at Minnesota in Week 11.
- » Was selected to his first career Pro Bowl in 2020, becoming just the third offensive lineman in team history to be named to the Pro Bowl within his first two seasons in the NFL (Derel Teteak, 1952; Charley Brock, 1940).
- » Started games at three different positions in 2020 (12 at LG, three at C, one at RT), becoming the first Green Bay offensive lineman to start a game at guard, center and tackle in the same season since the 1970 AFL-NFL merger.
- » Was part of a line that allowed one sack or zero sacks in a league-best 13 games in 2020, tied for the most in a season in team history (2004).
- » Was named to the PFWA All-Rookie team in 2019, only the second Packers guard to be selected since 1974 (Daryn Colledge, 2006), after appearing in all 16 games with 14 starts at LG.
- » Selected by the Packers in the second round (No. 44 overall) of the 2019 NFL Draft out of Mississippi State, where he opened games at four different spots on the line (26 at C, five at LT, two at LG, one at RT).

**2022 SEASON:** Has started all three games he has appeared in at RT...Has helped the Packers average 145.0 rushing yards per game, good for No. 7 in the NFL...**At Minnesota (Sept. 11):** Inactive (knee/pec)...**vs. Chicago (Sept. 18):** Made his second career start at RT and appeared on all 68 snaps in his first action since Week 11 last season. Helped the Packers rack up 203 yards on 38 carries (5.3 avg.), their first 200-yard rushing game since Dec. 27, 2020, vs. Tennessee (37-234)...**At Tampa Bay (Sept. 25):** Started at RT and played all 62 snaps, part of a line that allowed only one sack of QB Aaron Rodgers...**vs. New England (Oct. 2):** Started at RT and played all 73 snaps as the line helped the offense rack up a season-high 443 yards and allowed only one sack of Rodgers for the second straight game.

### ELGTON JENKINS' NFL REGULAR-SEASON STATISTICS

DATE	TEAM	GP	GS
2019	Packers	16	14
2020	Packers	16	16
2021	Packers	8	8
2022	Packers	3	3
NFL TOTALS		43	41

### ELGTON JENKINS' NFL POSTSEASON STATISTICS

DATE	TEAM	GP	GS
2019	Packers	2	2
2020	Packers	2	2
NFL TOTALS		4	4

### 2022 GXG REGULAR SEASON (PACKERS)

DATE	OPPONENT	P/S	W/L	SCORE
09/11	at Vikings		L	7-23
09/18	Bears	S	W	27-10
09/25	at Buccaneers	S	W	14-12
10/02	Patriots	S	W	27-24+
2022 TOTALS		3-3	3-1	

+ - Overtime



# AARON JONES

## 33

RUNNING BACK  
TEXAS-EL PASO

Sixth NFL Season | Sixth Packers Season



Ht: 5-9 | Wt: 208 | Born: December 2, 1994 | NFL Games Played/Started: 73/61 | Acquired: D5b-17

### AT A GLANCE

- » Became just the third player in NFL history to post 4,000-plus rushing yards (4,163) and 40-plus rushing TDs (41) with an average of 5.00-plus yards per carry (5.06) in their first five seasons (2017-21), joining RB Jim Brown (1957-61) and FB Jim Taylor (1958-62).
- » Among RBs with 750-plus career carries, ranks No. 5 in league history with an average of 5.16 yards per carry.
- » Was one of only two players in the NFL (Titans RB Derrick Henry) to post 1,000-plus yards from scrimmage and 10-plus scrimmage TDs each of the last three seasons (2019-21).
- » Joins Taylor (1960-64) and WR Sterling Sharpe (1992-94) as the only players in team history with 1,000-plus yards from scrimmage and 10-plus scrimmage TDs in three-plus straight seasons.
- » Ranks No. 4 in franchise history in rushing yards (4,490) and rushing TDs (42).
- » His 41 career rushing TDs from 2017-21 were the second most in team history by a player in his first five seasons in the NFL (Taylor, 52).
- » Ranked No. 4 in the league in rushing yards with a career-high 1,104 yards and nine TDs on 201 carries (5.49 avg.) in 2020, setting a single-season franchise mark for yards per carry (min. 200 att.) as he surpassed Taylor's mark of 5.42 yards per carry in 1962 (272-1,474).
- » Was tied for the NFL lead in rushing TDs (16) in 2019, the second most in team history behind only Taylor (19 in 1962), and was tied for the league lead with 19 total TDs, which tied for the second most in franchise annals behind only RB Ahman Green (20 in 2003).

**2022 SEASON:** Has started all four games and leads the team with 327 rushing yards and a TD on 48 carries (6.8 avg.)...His average of 6.8 yards per carry is the best in team history (min. 40 att.) through the first four games (since 1946), eclipsing the previous high of 6.0 by FB Jim Taylor (60-360) in 1961...Among running backs, ranks No. 2 in the league in yards per carry and No. 7 in rushing yards...Has six runs of 15-plus yards, tied for No. 3 in the NFL...Has two 100-yard rushing games, the first Packer to do so in the team's first four games since RB Ahman Green in 2004...Has 12 receptions for 81 yards (6.8 avg.)...**At Minnesota (Sept. 11):** Led the team with 49 rushing yards on just five carries (9.8 avg.), including a 29-yard run early in the third quarter. Brought his career rushing total to 4,212 yards as he moved past Tony Canadeo (4,197) for No. 4 on the team's all-time rushing list. Added three receptions for 27 yards (9.0 avg.)...**Vs. Chicago (Sept. 18):** Posted a team-high 132 rushing yards and a TD on just 15 carries (8.8 avg.) as he became the first Packer in team history (since 1950) to register three career games with 130-plus rushing yards on 15 or fewer carries. Added three receptions for 38 yards (12.7 avg.), including an 8-yard TD grab in the second quarter. It marked just his second career game with 125-plus rushing yards, a rushing TD and a receiving TD (vs. Detroit, Sept. 20, 2020)...**At Tampa Bay (Sept. 25):** Rushed for 36 yards on 12 carries (3.0 avg.) and added three receptions for 11 yards (3.7 avg.)...**Vs. New England (Oct. 2):** Led the team with 110 rushing yards on 16 carries (6.9 avg.), his 11th career 100-yard rushing game on 20 or fewer attempts, the most in team history (since 1950) as he moved past FB Jim Taylor (10). Matched his season high (Week 2) with seven rushing first downs.

### REGULAR-SEASON COMPARISON: RECEIVING/RUSHING - NEW YORK GIANTS

DATE	OPP	W/L	GP/GS	RUSHING						RECEIVING						
				NO.	YDS.	AVG.	LG	TD		NO.	YDS.	AVG.	LG	TD	TGTS	YAC
12/1/19	GB @ NYG	W	S	11	18	1.6	9	0		4	13	3.3	7	0	6	29
<b>TOTALS</b>	<b>1/0</b>	<b>1/1</b>		<b>11</b>	<b>18</b>	<b>1</b>	<b>9</b>	<b>0</b>		<b>4</b>	<b>13</b>	<b>3.3</b>	<b>7</b>	<b>0</b>	<b>6</b>	<b>29</b>

### AARON JONES' NFL REGULAR-SEASON RUSHING/RECEIVING STATISTICS

DATE	TEAM	GP	GS	RUSHING					RECEIVING				
				NO.	YDS.	AVG.	LG	TD	NO.	YDS.	AVG.	LG	TD
2017	Packers	12	4	81	448	5.5	46t	4	9	22	2.4	9	0
2018	Packers	12	8	133	728	5.5	67	8	26	206	7.9	24t	1
2019	Packers	16	16	236	1,084	4.6	56t	16	49	474	9.7	67t	3
2020	Packers	14	14	201	1,104	5.5	77t	9	47	355	7.6	30	2
2021	Packers	15	15	171	799	4.7	57	4	52	391	7.5	26	6
2022	Packers	4	4	48	327	6.8	36	1	12	81	6.8	22	1
<b>NFL TOTALS</b>		<b>73</b>	<b>61</b>	<b>870</b>	<b>4,490</b>	<b>5.2</b>	<b>77t</b>	<b>42</b>	<b>195</b>	<b>1,529</b>	<b>7.8</b>	<b>67t</b>	<b>13</b>

### AARON JONES' NFL POSTSEASON RUSHING/RECEIVING STATISTICS

DATE	TEAM	GP	GS	RUSHING					RECEIVING				
				NO.	YDS.	AVG.	LG	TD	NO.	YDS.	AVG.	LG	TD
2019	Packers	2	2	33	118	3.6	23	3	6	31	5.2	9t	1
2020	Packers	2	2	20	126	6.3	60	1	5	21	4.2	14	0
2021	Packers	1	1	12	41	3.4	14	0	9	129	14.3	75	0
<b>NFL TOTALS</b>		<b>5</b>	<b>5</b>	<b>65</b>	<b>285</b>	<b>4.4</b>	<b>60</b>	<b>4</b>	<b>20</b>	<b>181</b>	<b>9.1</b>	<b>75</b>	<b>1</b>



**SINGLE-GAME HIGHS: RUSHING/RECEIVING**

<b>Rush Attempts</b>	25 at Detroit Lions, Dec 29, 2019 23 at Minnesota Vikings, Dec 23, 2019 ...1 more at 23.	<b>Receiving Average</b>	22.7 at Kansas City Chiefs, Oct 27, 2019 17.0 vs. Pittsburgh Steelers, Oct 03, 2021 ...1 more at 17.0.
<b>Rushing Yards</b>	168 vs. Detroit Lions, Sep 20, 2020 154 at Minnesota Vikings, Dec 23, 2019 77t vs. Philadelphia Eagles, Dec 06, 2020	<b>Longest Receptions</b>	67t at Kansas City Chiefs, Oct 27, 2019 50 at Kansas City Chiefs, Oct 27, 2019 3 vs. Detroit Lions, Sep 20, 2021
<b>Longest Runs</b>	75t vs. Detroit Lions, Sep 20, 2020 4 at Dallas Cowboys, Oct 06, 2019	<b>Receiving TDs</b>	2 at Kansas City Chiefs, Oct 27, 2019 236 vs. Detroit Lions, Sep 20, 2020 226 at Kansas City Chiefs, Oct 27, 2019
<b>Rushing TDs</b>	3 vs. Carolina Panthers, Nov 10, 2019 7 at Arizona Cardinals, Oct 28, 2021 7 at Kansas City Chiefs, Oct 27, 2019 ...1 more at 7.	<b>All-Purpose Yards</b>	4 vs. Detroit Lions, Sep 20, 2021 4 at Dallas Cowboys, Oct 06, 2019
<b>Receptions</b>		<b>Most TDs</b>	
<b>Receiving Yards</b>	159 at Kansas City Chiefs, Oct 27, 2019 75 at Dallas Cowboys, Oct 06, 2019		

**100-YARD RECEIVING GAMES (1): REGULAR-SEASON**

DATE	TEAM	NO.	YDS.	AVG.	LG	TD
10/27/19	at Chiefs	7	159	22.7	67t	2

**100-YARD RUSHING GAMES (14): REGULAR-SEASON**

DATE	TEAM	ATT.	YDS.	AVG.	LG	TD
10/08/17	at Cowboys	19	125	6.6	22	1
10/22/17	SAINTS	17	131	7.7	46t	1
11/11/18	DOLPHINS	15	145	9.7	67	2
09/15/19	VIKINGS	23	116	5.0	15	1
10/06/19	at Cowboys	19	107	5.6	18t	4
12/08/19	COMMANDERS	16	134	8.4	42	1
12/23/19	at Vikings	23	154	6.7	56t	2
12/29/19	at Lions	25	100	4.0	14	0
09/20/20	LIONS	18	168	9.3	75t	2
12/06/20	EAGLES	15	130	8.7	77t	1
12/19/20	PANTHERS	20	145	7.3	46	1
10/10/21	at Bengals	14	103	7.4	57	0
09/18/22	BEARS	15	132	8.8	36	1
10/02/22	PATRIOTS	16	110	6.9	20	0

**100-YARD RECEIVING GAMES (1): POSTSEASON**

DATE	TEAM	NO.	YDS.	AVG.	LG	TD
01/22/22	49ERS	9	129	14.3	75	0

**2022 GXG REGULAR SEASON (PACKERS)**

			RUSHING					RECEIVING				
DATE	OPPONENT	P/S	NO.	YDS.	AVG.	LG	TD	NO.	YDS.	AVG.	LG	TD
09/11	at Vikings	S	5	49	9.8	29	0	3	27	9.0	22	0
09/18	Bears	S	15	132	8.8	36	1	3	38	12.7	15	1
09/25	at Buccaneers	S	12	36	3.0	10	0	3	11	3.7	8	0
10/02	Patriots	S	16	110	6.9	20	0	3	5	1.7	4	0
2022 TOTALS		4-4	48	327	6.8	36	1	12	81	6.8	22	1

# CALEB JONES 72

TACKLE  
INDIANA

Rookie



Ht: 6-9 | Wt: 370 | Born: February 10, 1999 | Acquired: FA-22

## AT A GLANCE

- » Signed by Green Bay as an undrafted free agent on May 6, 2022.
- » Appeared in 41 games for the Hoosiers and started the final 30 contests, making 24 starts at right tackle and six at left tackle.
- » Started all 12 games at RT as a senior in 2021.
- » As a junior in 2020, was part of a line that helped the Hoosiers rank No. 1 in the Big Ten in sacks allowed per game (1.25).

**2022 SEASON:** Has been inactive (healthy scratch) for two games...Was placed on reserve/non-football illness on Oct. 1...Was signed to the active roster from the practice squad on Sept. 13...**Vs. Chicago (Sept. 18):** Inactive (healthy scratch)...**At Tampa Bay (Sept. 25):** Inactive (healthy scratch).



# ALLEN LAZARD

## 13

WIDE RECEIVER  
IOWA STATE

Fourth NFL Season | Fourth Packers Season



Ht: 6-5 | Wt: 227 | Born: December 11, 1995 | NFL Games Played/Started: 45/28 | Acquired: FA-18 (PS-Jax.)

### AT A GLANCE

- » Was one of only five players in the NFL (WRs A.J. Brown, Mike Evans, Terry McLaurin and DK Metcalf) to post 30-plus catches, 450-plus receiving yards and three-plus receiving TDs and average 12.5-plus yards per catch each of the last three seasons (2019-21).
- » Played in 15 games with a career-high 13 starts in 2021 and posted career bests in receptions (40), receiving yards (513) and receiving TDs (eight).
- » Posted all eight of his receiving TDs in Weeks 6-18 last season, tied for No. 5 in the NFL over that span.
- » Registered 34 receptions for 554 yards on third down over the past three seasons, an average of 16.3 yards per catch that ranks No. 6 in the NFL among players with 30-plus third-down catches.
- » Ranked No. 2 on the team in receiving yards in 2019 with 477 yards and three TDs on 35 receptions (13.6 avg.), with all of his catches coming in the final 11 contests.
- » Entered the NFL as an undrafted free agent with the Jacksonville Jaguars in May 2018, spending the first 15 weeks of that season on Jacksonville's practice squad before being signed to Green Bay's active roster on Dec. 18, 2018.
- » Appeared in 48 games with 45 starts at Iowa State and finished his career as the school's all-time leader in receptions (241), receiving yards (3,360) and 100-yard receiving games (12).

**2022 SEASON:** Has started all three games he has appeared in, hauling in 12 passes for 174 yards (14.5 avg.) and two TDs (tied for team lead)...Has picked up first downs on 11 of his 12 receptions...**At Minnesota (Sept. 11):** Inactive (ankle)...**Vs. Chicago (Sept. 18):** Started and played 55 snaps, posting two receptions for 13 yards (6.5 avg.), including a 5-yard TD grab with 32 seconds remaining in the second quarter to give Green Bay a 24-7 lead. It marked his fourth straight regular-season game with a TD catch, the longest streak of his career...**At Tampa Bay (Sept. 25):** Started and played 56 of 62 snaps, posting four receptions for 45 yards (11.3 avg.) and a TD as he extended his streak of consecutive regular-season games with a TD catch to five. Capped off Green Bay's second drive with a 6-yard TD catch on a slant from QB Aaron Rodgers midway through the second quarter...**Vs. New England (Oct. 2):** Started and played 70 of 73 snaps, leading the team with 116 yards on six grabs (19.3 avg.), the second-best yardage output of his career (146 at New Orleans in 2020). Picked up first downs on five of his six catches, including a 32-yard catch to the New England 49 on the third play of the second half on third-and-10.

### REGULAR-SEASON COMPARISON: RECEIVING - NEW YORK GIANTS

DATE	OPP	W/L	GP/GS	REC	YDS.	AVG.	TD	LG	TGTS	YAC
12/1/19	GB @ NYG	W	P	3	103	34.3	1	43	3	8
<b>TOTALS</b>		1/0	1/0	3	103	34.3	1	43	3	8

### ALLEN LAZARD'S NFL REGULAR-SEASON RUSHING/RECEIVING STATISTICS

DATE	TEAM	GP	GS	RECEIVING					RUSHING				
				NO.	YDS.	AVG.	LG	TD	NO.	YDS.	AVG.	LG	TD
2018	Packers	1	0	1	7	7.0	7	0	0	0	0.0	0	0
2019	Packers	16	3	35	477	13.6	43	3	1	21	21.0	21	0
2020	Packers	10	9	33	451	13.7	72	3	2	17	8.5	19	0
2021	Packers	15	13	40	513	12.8	42	8	3	32	10.7	14	0
2022	Packers	3	3	12	174	14.5	32	2	0	0	0.0	0	0
<b>NFL TOTALS</b>		45	28	121	1,622	13.4	72	16	6	70	11.7	21	0

### ALLEN LAZARD'S NFL POSTSEASON RECEIVING STATISTICS

DATE	TEAM	GP	GS	RECEIVING				
				NO.	YDS.	AVG.	LG	TD
2019	Packers	2	2	3	36	12.0	19	0
2020	Packers	2	1	7	158	22.6	58t	1
2021	Packers	1	1	1	6	6.0	6	0
<b>NFL TOTALS</b>		5	4	11	200	18.2	58t	1

### SINGLE-GAME HIGHS: RUSHING/RECEIVING

<b>Rush Attempts</b>	1 vs. Cleveland Browns, Dec 25, 2021 1 at Baltimore Ravens, Dec 19, 2021 ...4 more at 1.	<b>Receiving Average</b>	34.3 at New York Giants, Dec 01, 2019 24.3 at New Orleans Saints, Sep 27, 2020
<b>Rushing Yards</b>	21 at San Francisco 49ers, Nov 24, 2019 19 at Minnesota Vikings, Sep 13, 2020	<b>Longest Receptions</b>	72 at New Orleans Saints, Sep 27, 2020 48 at New Orleans Saints, Sep 27, 2020
<b>Longest Runs</b>	21 at San Francisco 49ers, Nov 24, 2019 19 at Minnesota Vikings, Sep 13, 2020	<b>Receiving TDs</b>	2 at Detroit Lions, Jan 09, 2022 1 at Tampa Bay Buccaneers, Sep 25, 2022 ...13 more at 1.
<b>Receptions</b>	6 vs. New England Patriots, Oct 02, 2022 6 vs. Minnesota Vikings, Jan 02, 2022 ...2 more at 6.	<b>All-Purpose Yards</b>	144 at New Orleans Saints, Sep 27, 2020 116 vs. New England Patriots, Oct 02, 2022
<b>Receiving Yards</b>	146 at New Orleans Saints, Sep 27, 2020 116 vs. New England Patriots, Oct 02, 2022	<b>Most TDs</b>	2 at Detroit Lions, Jan 09, 2022 1 at Tampa Bay Buccaneers, Sep 25, 2022 ...13 more at 1.



100-YARD RECEIVING GAMES (3): REGULAR-SEASON

DATE	TEAM	NO.	YDS.	AVG.	LG	TD
12/01/19	at Giants	3	103	34.3	43	1
09/27/20	at Saints	6	146	24.3	72	1
10/02/22	Patriots	6	116	19.3	32	0

2022 GXG REGULAR SEASON (PACKERS)

DATE	OPPONENT	P/S	RECEIVING					RUSHING				
			NO.	YDS.	AVG.	LG	TD	NO.	YDS.	AVG.	LG	TD
09/11	at Vikings							ON INACTIVE LIST				
09/18	Bears	S	2	13	6.5	8	1	0	0	0.0	0	0
09/25	at Buccaneers	S	4	45	11.3	26	1	0	0	0.0	0	0
10/02	Patriots	S	6	116	19.3	32	0	0	0	0.0	0	0
2022 TOTALS		3-3	12	174	14.5	32	2	0	0	0.0	0	0

# DALLIN LEAVITT

6

SAFETY  
UTAH STATE

Fourth NFL Season | First Packers Season



Ht: 5-10 | Wt: 195 | Born: August 8, 1994 | NFL Games Played/Started: 46/1 | Acquired: FA-22

## AT A GLANCE

- » A fourth-year player out of Utah State, was originally signed by the Oakland Raiders as an undrafted free agent in 2018.
- » After spending most of his rookie season on the Raiders' practice squad, he was promoted to the active roster for the final two games.
- » From 2018-21, Leavitt played in 42 games with one start for Oakland/Las Vegas, registering 32 tackles (16 solo), four passes defended and a fumble recovery on defense while totaling 24 tackles and a fumble recovery on special teams. He also appeared in a postseason contest for the Raiders, recording two tackles (one solo) on defense.
- » In 2021, Leavitt made his first career start on defense and led the Raiders with a career-high 12 tackles on special teams.

**2022 SEASON:** Has played in all four games and leads the team with four tackles on special teams...**At Minnesota (Sept. 11):** Appeared on 16 plays on special teams in his Green Bay debut...**Vs. Chicago (Sept. 18):** Appeared on 15 special teams snaps and posted a team-high three tackles...**At Tampa Bay (Sept. 25):** Appeared on 20 special teams snaps and registered a special teams tackle...**Vs. New England (Oct. 2):** Played 24 special teams snaps.

## REGULAR-SEASON COMPARISON: DEFENSIVE - NEW YORK GIANTS

DATE	OPP	W/L	GP/GS	TOT	TACKLES				SACK	YDS.	INT	TFL	PD	QBH	MISC			
					SOLO	ASST									TD	FF	FR	FR
11/7/21	LV @ NYG	L	P	1	0	1			0.0	0.0	0	0	0	0	0	0	0	0
<b>TOTALS</b>			0/1	1/0	1	0	1		0.0	0.0	0	0	0	0	0	0	0	0

## DALLIN LEAVITT'S NFL REGULAR-SEASON DEFENSIVE STATISTICS

YEAR	TEAM	GP	GS	TK	S	A	TACKLES				QBH	INTERCEPTIONS				TD	YDS	TK	S	A	FF	FR	S	A
							TFL	YDS	SK	YDS		NO	YDS	LG	TD									
2018	Raiders	2	0	0	0	0	0	0.0	0.0	0	0	0	0	0	0	0	0	1	0	1	0	0	0	0
2019	Raiders	15	0	2	2	0	0	0.0	0.0	0	0	0	0	0	0	0	0	8	4	4	0	0	0	0
2020	Raiders	9	0	7	2	5	0	0.0	0.0	0	0	0	0	0	2	0	0	3	2	1	0	0	0	0
2021	Raiders	16	1	23	12	11	0	0.0	0.0	0	0	0	0	0	2	1	0	30	12	5	7	0	1	0
2022	Packers	4	0	0	0	0	0	0.0	0.0	0	0	0	0	0	0	0	0	4	2	2	0	0	0	0
<b>NFL TOTALS</b>		46	1	32	16	16	0	0.0	0.0	0	0	0	0	0	4	1	0	30	28	13	15	0	1	0

## DALLIN LEAVITT'S NFL POSTSEASON DEFENSIVE STATISTICS

YEAR	TEAM	GP	GS	TK	S	A	TACKLES				QBH	INTERCEPTIONS				TD	YDS	TK	S	A	FF	FR	S	A
							TFL	YDS	SK	YDS		NO	YDS	LG	TD									
2021	Raiders	1	0	2	1	1	0	0.0	0.0	0	0	0	0	0	0	0	0	0	0	0	0	0	0	0
<b>NFL TOTALS</b>		1	0	2	1	1	0	0.0	0.0	0	0	0	0	0	0	0	0	0	0	0	0	0	0	0

## SINGLE-GAME HIGHS: DEFENSIVE

**Total Tackles** 5 vs. Kansas City Chiefs, Nov 14, 2021  
**Solo Tackles** 5 vs. Philadelphia Eagles, Oct 24, 2021  
**Passes Defended** 3 vs. Kansas City Chiefs, Nov 14, 2021  
 3 vs. Philadelphia Eagles, Oct 24, 2021  
 1 at Cleveland Browns, Dec 20, 2021  
 1 at Pittsburgh Steelers, Sep 19, 2021  
 ...2 more at 1  
**Fumble Recoveries** 1 vs. Cincinnati Bengals, Nov 21, 2021

**Special Teams Tackles** 3 vs. Chicago Bears, Sep 18, 2022  
 3 at Denver Broncos, Oct 17, 2021  
**Special Teams Fumble Recoveries** 1 at New York Giants, Nov 07, 2021  
**Longest Opponent's Fumble Return** 30 vs. Cincinnati Bengals, Nov 21, 2021

## SINGLE-GAME HIGHS - POSTSEASON: DEFENSIVE

**Total Tackles** 2 at Cincinnati Bengals, Jan 15, 2022  
**Solo Tackles** 1 at Cincinnati Bengals, Jan 15, 2022

## 2022 GXG REGULAR SEASON (PACKERS)

DATE	OPPONENT	P/S	TK	S	A	SK	YDS	INT	PD	FF	FR
09/11	at Vikings	P	0	0	0	0	0.0	0.0	0	0	0
09/18	Bears	P	0	0	0	0	0.0	0.0	0	0	0
09/25	at Buccaneers	P	0	0	0	0	0.0	0.0	0	0	0
10/02	Patriots	P	0	0	0	0	0.0	0.0	0	0	0
<b>2022 TOTALS</b>			4-0	0	0	0	0.0	0.0	0	0	0

# MARCEDES LEWIS

## 89

TIGHT END  
UCLA

17th NFL Season | Fifth Packers Season



Ht: 6-6 | Wt: 267 | Born: May 19, 1984 | NFL Games Played/Started: 238/208 | Acquired: FA-18

### AT A GLANCE

- » Is one of only three tight ends in NFL history (Tony Gonzalez, Jason Witten) to start 200-plus regular-season games (208) and post 400-plus receptions (426).
- » Has played 17 seasons in the NFL, tied with Gonzalez and Witten for the most in NFL history among tight ends.
- » Has played in 238 career regular-season games, No. 3 among tight ends in league history.
- » Has appeared in 15-plus regular-season games in 13 of his 16 seasons in the league. Is one of only four TEs in NFL history to do so in 13-plus seasons (Gonzalez, Witten, Howard Cross).
- » Finished his career with the Jacksonville Jaguars (2006-17) ranked No. 3 in team history in receiving yards (4,502), receptions (375) and games played (170) and No. 2 in receiving TDs (33).
- » Was named to the Pro Bowl in 2010, the first tight end in Jaguars history to be honored, after posting career highs in receptions (58), receiving yards (700) and receiving TDs (10).
- » Ranked No. 1 among NFL tight ends with an average of 16.2 yards per catch in 2009, the top mark by an NFL tight end (min. 32 rec.) since Jaguars TE Ernest Wilford registered a 16.6-yard average in 2005.
- » Helped block for the top four single-season rushing-yardage totals in franchise history (2006-07, 2010, 2017).
- » In 2017, helped the Jaguars lead the league in rushing (141.4 ypg) for the first time in franchise history.
- » Won the Mackey Award in 2005, given to the nation's top tight end, after catching 59 passes for 741 yards (12.6 avg.) and 10 TDs as a senior at UCLA. Is the only tight end in school history to be selected in the first round of the NFL Draft.

**2022 SEASON:** Has started all four games and has helped the Packers average 145.0 rushing yards per game (No. 7 in the NFL)...**At Minnesota (Sept. 11):** Started and played 23 snaps on offense, helping clear the way for the Packers to rush for 111 yards on just 18 carries (6.2 avg.)...**Vs. Chicago (Sept. 18):** Started and played 31 snaps, helped the Packers rack up 203 yards on 38 carries (5.3 avg.), their first 200-yard rushing game since Dec. 27, 2020, vs. Tennessee (37-234)...**At Tampa Bay (Sept. 25):** Started and played 22 snaps on offense...**Vs. New England (Oct. 2):** Started and played 31 snaps, helping the offense register 199 rushing yards on 35 carries (5.7 avg.).

### REGULAR-SEASON COMPARISON: RECEIVING - NEW YORK GIANTS

DATE	OPP	W/L	GP/GS	REC	YDS.	AVG.	TD	LG	TGTS	YAC
11/20/06	JAX vs. NYG	W	P	1	9	9.0	0	9	0	0
11/28/10	JAX @ NYG	L	S	3	36	12.0	0	16	5	6
11/30/14	JAX vs. NYG	W	S	2	8	4.0	0	5	3	2
12/1/19	GB @ NYG	W	S	1	1	1.0	1	1t	2	0
<b>TOTALS</b>			<b>3/1</b>	<b>4/3</b>	<b>7</b>	<b>54</b>	<b>7.7</b>	<b>1</b>	<b>1t</b>	<b>8</b>

### MARCEDES LEWIS' NFL REGULAR-SEASON RECEIVING STATISTICS

RECEIVING								
DATE	TEAM	GP	GS	NO.	YDS.	AVG.	LG	TD
2006	Jaguars	15	3	13	126	9.7	31	1
2007	Jaguars	16	16	37	391	10.6	25	2
2008	Jaguars	16	16	41	489	11.9	30t	2
2009	Jaguars	15	15	32	518	16.2	47	2
2010	Jaguars	16	16	58	700	12.1	42t	10
2011	Jaguars	15	15	39	460	11.8	62	0
2012	Jaguars	16	15	52	540	10.4	26	4
2013	Jaguars	11	11	25	359	14.4	41	4
2014	Jaguars	8	8	18	206	11.4	63t	2
2015	Jaguars	16	16	16	226	14.1	45	0
2016	Jaguars	10	10	20	169	8.5	37	1
2017	Jaguars	16	16	24	318	13.3	37	5
2018	Packers	16	4	3	39	13.0	30	0
2019	Packers	16	11	15	156	10.4	25	1
2020	Packers	15	15	10	107	10.7	36	3
2021	Packers	17	17	23	214	9.3	23	0
2022	Packers	4	4	0	0	0.0	0	0
NFL TOTALS		238	208	426	5,018	11.8	63t	37



# MARCEDES LEWIS' NFL POSTSEASON RECEIVING STATISTICS

RECEIVING								
DATE	TEAM	GP	GS	NO.	YDS.	AVG.	LG	TD
2007	Jaguars	2	2	6	90	15.0	34	0
2017	Jaguars	3	3	4	21	5.3	16	1
2019	Packers	2	2	2	14	7.0	11	0
2020	Packers	2	2	3	28	9.3	14	0
2021	Packers	1	1	1	0	0.0	0	0
NFL TOTALS		10	10	16	153	9.6	34	1

## SINGLE-GAME HIGHS: RECEIVING

Receptions	7 at Tennessee Titans, Dec 30, 2012 7 at Cleveland Browns, Nov 20, 2011	Longest Receptions	63t at Washington Redskins, Sep 14, 2014 62 vs. Tampa Bay Buccaneers, Dec 11, 2011
Receiving Yards	103 at Tennessee Titans, Dec 30, 2012 77 vs. Tampa Bay Buccaneers, Dec 11, 2011	Receiving TDs	3 vs. Baltimore Ravens, Sep 24, 2017 2 at Houston Texans, Nov 18, 2012 ...3 more at 2.
Receiving Average	23.3 at Indianapolis Colts, Dec 29, 2013 23.3 vs. Buffalo Bills, Nov 22, 2009		

## 100-YARD RECEIVING GAMES (1): REGULAR-SEASON

DATE	TEAM	NO.	YDS.	AVG.	LG	TD
12/30/12	at Titans	7	103	14.7	25	0

## 2022 GXG REGULAR SEASON (PACKERS)

			RECEIVING					RUSHING				
DATE	OPPONENT	P/S	NO.	YDS.	AVG.	LG	TD	NO.	YDS.	AVG.	LG	TD
09/11	at Vikings	S	0	0	0.0	0	0	0	0	0.0	0	0
09/18	Bears	S	0	0	0.0	0	0	0	0	0.0	0	0
09/25	at Buccaneers	S	0	0	0.0	0	0	0	0	0.0	0	0
10/02	Patriots	S	0	0	0.0	0	0	0	0	0.0	0	0
2022 TOTALS		4-4	0	0	0.0	0	0	0	0	0.0	0	0

# JORDAN LOVE

## 10

QUARTERBACK  
UTAH STATE

Third NFL Season | Third Packers Season



Ht: 6-4 | Wt: 219 | Born: November 2, 1998 | NFL Games Played/Started: 7/1 | Acquired: D1-20

### AT A GLANCE

- » Played in six games with one start last season, completing 36 of 62 passes (58.1 pct.) for 411 yards with two TDs and three INTs (68.7 rating).
- » Was inactive (third QB) for all 16 games and both postseason contests as a rookie in 2020.
- » Became just the fifth Utah State player in school history to be selected in the first round of the NFL draft, joining Bill Munson (L.A. Rams, 1964, No. 7 overall) as the only QBs in school history to be picked in the first round.
- » Finished his career at Utah State ranked No. 2 in school history in passing yards (8,600), completions (689) and attempts (1,125), tied for No. 2 in TD passes (60), and No. 3 in completion percentage (61.2) despite playing just three seasons.
- » Earned honorable mention All-Mountain West recognition as a junior in 2019 after setting a single-season school record with 293 completions and posting 3,402 passing yards, the second most in a season in school history.
- » As a sophomore in 2018, set Utah State single-season records for TD passes (32), passing yards (3,567) and 300-yard passing games (seven).

**2022 SEASON:** Has appeared in one game...**At Minnesota (Sept. 11):** Took over at QB for the final series with the Packers trailing, 23-7, and connected on 4 of 5 passes (80.0 pct.) for 65 yards (118.8 rating)...**Vs. Chicago (Sept. 18):** Served as the No. 2 QB, but did not see any action...**At Tampa Bay (Sept. 25):** Was the No. 2 QB, but did not see any action...**Vs. New England (Oct. 2):** Served as the No. 2 QB, but did not see any action.

### JORDAN LOVE'S NFL REGULAR-SEASON PASSING/RUSHING STATISTICS

PASSING																RUSHING				
DATE	TEAM	GP	GS	ATT.	CMP.	PCT.	YDS	AVG.	TD	INT.	LG	SK	LST	RATE	NO.	YDS.	AVG.	LG	TD	
2021	Packers	6	1	62	36	58.1	411	6.6	2	3	62t	3	23	68.7	12	27	2.3	10	0	
2022	Packers	1	0	5	4	80.0	65	13.0	0	0	25	0	0	118.8	0	0	0.0	0	0	
TOTALS		7	1	67	40	59.7	476	7.1	2	3	62t	3	23	72.7	12	27	2.3	10	0	

### SINGLE-GAME HIGHS: QUARTERBACK

**Pass Attempts** 34 at Kansas City Chiefs, Nov 07, 2021  
17 at Detroit Lions, Jan 09, 2022

**Pass Completions** 19 at Kansas City Chiefs, Nov 07, 2021  
10 at Detroit Lions, Jan 09, 2022

**Yards Passing** 190 at Kansas City Chiefs, Nov 07, 2021  
134 at Detroit Lions, Jan 09, 2022

**TD Passes** 1 at Detroit Lions, Jan 09, 2022  
1 at Kansas City Chiefs, Nov 07, 2021

**Long Passes** 62t at Detroit Lions, Jan 09, 2022  
35 at Kansas City Chiefs, Nov 07, 2021  
...1 more at 35.

**Completion Percentage** 58.8 at Detroit Lions, Jan 09, 2022  
55.9 at Kansas City Chiefs, Nov 07, 2021

**Passer Rating** 118.8 at Minnesota Vikings, Sep 11, 2022  
102.1 at New Orleans Saints, Sep 12, 2021

**Rush Attempts** 5 at Kansas City Chiefs, Nov 07, 2021  
3 vs. Detroit Lions, Sep 20, 2021

**Rushing Yards** 23 at Kansas City Chiefs, Nov 07, 2021  
9 vs. Minnesota Vikings, Jan 02, 2022

**Longest Runs** 10 vs. Minnesota Vikings, Jan 02, 2022  
8 at Kansas City Chiefs, Nov 07, 2021

### 2022 GXG REGULAR SEASON (PACKERS)

PASSING													RUSHING				
DATE	OPPONENT	P/S	ATT	CMP	YDS	PCT	Y/A	Y/C	TD	INT	LG	SK/YD	RATE	ATT	YDS	LG	TD
09/11	at Vikings	P	5	4	65	80.0	13.0	16.3	0	0	25	0/0	118.8	0	0	0	0
09/18	Bears		DID NOT PLAY (NON-INJURY)														
09/25	at Buccaneers		DID NOT PLAY (NON-INJURY)														
10/02	Patriots		DID NOT PLAY (NON-INJURY)														
2022 TOTALS		1-0	5	4	65	80.0	13.0	16.3	0	0	25	0/0	118.8	0	0	0	0

# DEAN LOWRY 94

DEFENSIVE LINEMAN  
NORTHWESTERN

Seventh NFL Season | Seventh Packers Season



Ht: 6-6 | Wt: 296 | Born: June 9, 1994 | NFL Games Played/Started: 100/72 | Acquired: D4b-16

## AT A GLANCE

- » Has only missed one game (Week 12 of 2016) in his first six seasons. Ranks No. 2 on the Packers in regular-season games played (96) and No. 6 in starts (68) from 2016-21. Joins K Mason Crosby as the only Packers to play in all 81 regular-season games since 2017.
- » His 96 games played were tied for No. 2 in the NFL among defensive linemen from 2016-21, trailing only Ndamukong Suh (97).
- » Was No. 2 among Packers defensive linemen in sacks (15) from 2016-21.
- » Set or tied career highs in sacks (five), QB hits (nine) and passes defended (four) in 2021.
- » Has appeared in eight postseason contests with five starts, recording 18 tackles (seven solo).

**2022 SEASON:** Has started all four games and is tied for the lead on the defensive line with 16 tackles (eight solo) and three QB hits...**At Minnesota (Sept. 11):** Started and played 38 snaps, finishing with three tackles (two solo) and two QB hits...**Vs. Chicago (Sept. 18):** Started and played 25 snaps, recording five tackles (four solo)...**At Tampa Bay (Sept. 25):** Started and played 33 defensive snaps, recording three tackles (one solo). Tackled RB Leonard Fournette for no gain late in the first quarter on a drive that resulted in a Tampa Bay punt...**Vs. New England (Oct. 2):** Started and played 40 defensive snaps, posting five tackles (one solo) and a QB hit.

## REGULAR-SEASON COMPARISON: DEFENSIVE - NEW YORK GIANTS

DATE	OPP	W/L	GP/GS	TOT	TACKLES			SACK	YDS.	INT	TFL	PD	QBH	MISC		
					SOLO	ASST								TD	FF	FR
10/9/16	GB vs. NYG	W	P	1	0	1		0.0	0.0	0	0	0	0	0	0	0
12/1/19	GB @ NYG	W	S	6	4	2		0.0	0.0	0	1	0	0	0	0	0
<b>TOTALS</b>		<b>2/0</b>	<b>2/1</b>	<b>7</b>	<b>4</b>	<b>3</b>		<b>0.0</b>	<b>0.0</b>	<b>0</b>	<b>1</b>	<b>0</b>	<b>0</b>	<b>0</b>	<b>0</b>	<b>0</b>

## POSTSEASON COMPARISON: DEFENSIVE - NEW YORK GIANTS

DATE	OPP	W/L	GP/GS	TOT	TACKLES			SACK	YDS.	INT	TFL	PD	QBH	MISC		
					SOLO	ASST								TD	FF	FR
1/8/17	GB vs. NYG	W	P	1	0	1		0.0	0.0	0	0	0	0	0	0	0
<b>TOTALS</b>		<b>1/0</b>	<b>1/0</b>	<b>1</b>	<b>0</b>	<b>1</b>		<b>0.0</b>	<b>0.0</b>	<b>0</b>	<b>0</b>	<b>0</b>	<b>0</b>	<b>0</b>	<b>0</b>	<b>0</b>

## DEAN LOWRY'S NFL REGULAR-SEASON DEFENSIVE STATISTICS

		TACKLES										INTERCEPTIONS										ST				MISC	
YEAR	TEAM	GP	GS	TK	S	A	TFL	YDS	SK	YDS	QBH	NO	YDS	LG	TD	PD	FF	FR	TD	YDS	TK	S	A	FF	FR	S	A
2016	Packers	15	0	14	8	6	3	20	2.0	19.0	2	0	0	0	1	0	0	0	0	0	0	0	0	0	0	0	0
2017	Packers	16	11	34	22	12	5	28	2.0	21.0	5	0	0	0	2	0	1	1	62	0	0	0	0	0	0	0	0
2018	Packers	16	8	57	39	18	6	27	3.0	23.0	4	0	0	0	4	1	1	0	0	0	0	0	0	0	0	0	0
2019	Packers	16	16	62	33	29	5	2	0.0	0.0	9	1	7	7	0	2	0	1	0	0	0	0	0	0	0	0	0
2020	Packers	16	16	36	14	22	2	19	3.0	19.0	4	0	0	0	2	0	0	0	0	0	0	0	0	0	0	0	0
2021	Packers	17	17	42	24	18	5	40	5.0	42.0	9	0	0	0	4	0	1	0	0	0	0	0	0	0	0	0	0
2022	Packers	4	4	16	8	8	0	0	0.5	3.0	3	0	0	0	0	0	0	0	0	0	0	0	0	0	0	0	0
NFL TOTALS		100	72	261	148	113	26	136	15.5	127.0	36	1	7	7	0	15	1	4	1	62	0	0	0	0	0	0	0

## DEAN LOWRY'S NFL POSTSEASON DEFENSIVE STATISTICS

		TACKLES										INTERCEPTIONS										ST				MISC	
YEAR	TEAM	GP	GS	TK	S	A	TFL	YDS	SK	YDS	QBH	NO	YDS	LG	TD	PD	FF	FR	TD	YDS	TK	S	A	FF	FR	S	A
2016	Packers	3	0	2	1	1	0	0	0.0	0.0	0	0	0	0	0	0	0	0	0	0	0	0	0	0	0	0	0
2019	Packers	2	2	5	2	3	0	0	0.0	0.0	0	0	0	0	0	0	0	0	0	0	0	0	0	0	0	0	0
2020	Packers	2	2	7	3	4	0	0	0	0.0	0.0	0	0	0	0	0	0	0	0	0	0	0	0	0	0	0	0
2021	Packers	1	1	4	1	3	0	0	0	0.0	0.0	0	0	0	0	1	0	0	0	0	0	0	0	0	0	0	0
NFL TOTALS		8	5	18	7	11	0	0	0.0	0.0	0	0	0	0	0	1	0	0	0	0	0	0	0	0	0	0	0



SINGLE-GAME HIGHS: DEFENSIVE

Total Tackles	9 vs. Denver Broncos, Sep 22, 2019
	7 at Minnesota Vikings, Dec 23, 2019
Solo Tackles	6 vs. Miami Dolphins, Nov 11, 2018
	5 vs. Denver Broncos, Sep 22, 2019
Sacks	1.0 at Detroit Lions, Jan 09, 2022
	1.0 vs. Cleveland Browns, Dec 25, 2021
	...11 more at 1.0.
Passes Defensed	2 at Cincinnati Bengals, Oct 10, 2021
	2 vs. Detroit Lions, Dec 30, 2018
Forced Fumbles	1 at Chicago Bears, Dec 16, 2018

Fumble Recoveries	1 vs. Washington Football Team, Oct 24, 2021
	1 vs. Minnesota Vikings, Sep 15, 2019
	...2 more at 1.
Tackles For Loss	3 vs. Denver Broncos, Sep 22, 2019
	2 at Detroit Lions, Jan 09, 2022
	...2 more at 2.
Interceptions	1 vs. Chicago Bears, Dec 15, 2019
Interception Return Yards	7 vs. Chicago Bears, Dec 15, 2019

2022 GXG REGULAR SEASON (PACKERS)

DATE	OPPONENT	P/S	TK	S	A	SK	YDS	INT	PD	FF	FR
09/11	at Vikings	S	3	2	1	0.0	0.0	0	0	0	0
09/18	Bears	S	5	4	1	0.0	0.0	0	0	0	0
09/25	at Buccaneers	S	3	1	2	0.0	0.0	0	0	0	0
10/02	Patriots	S	5	1	4	0.5	3.0	0	0	0	0
2022 TOTALS		4-4	16	8	8	0.5	3.0	0	0	0	0



# ISAIAH MCDUFFIE

## 58

LINEBACKER  
BOSTON COLLEGE

Second NFL Season | Second Packers Season



Ht: 6-1 | Wt: 227 | Born: July 21, 1999 | NFL Games Played/Started: 17/0 | Acquired: D6b-21

### AT A GLANCE

- » Played in 13 games as a rookie and registered two tackles on special teams while also appearing in the postseason contest, where he recorded a special teams tackle.
- » Earned second-team All-Atlantic Coast Conference honors in 2020 after ranking No. 5 in the nation and No. 2 in the ACC with a career-best 107 tackles (54 solo).
- » According to Stathead.com, was one of three players in the FBS to post at least 100 tackles (107), three sacks (three) and six tackles for a loss (6½) in 2020.
- » A two-way performer at linebacker and running back who played for his dad, head coach Stevenson McDuffie, at Bennett High School in Buffalo, N.Y. Was a three-time captain and finished with school records for single-season tackles (161), single-game tackles (29), career touchdowns (70) and career rushing yards (5,529).

**2022 SEASON:** Has played in all four games and has recorded one tackle (solo) on defense and three special teams tackles (tied for No. 2 on the team)...**At Minnesota (Sept. 11):** Appeared on six snaps on defense, posting a solo tackle, and 16 snaps on special teams...**Vs. Chicago (Sept. 18):** Played 15 special teams snaps and registered a tackle...**At Tampa Bay (Sept. 25):** Appeared on 20 special teams snaps and logged a tackle...**Vs. New England (Oct. 2):** Played 21 special teams snaps and recorded one tackle.

### ISAIAH MCDUFFIE'S NFL REGULAR-SEASON DEFENSIVE STATISTICS

YEAR	TEAM	GP	GS	TACKLES										INTERCEPTIONS										ST				MISC			
				TK	S	A	TFL	YDS	SK	YDS	QBH	NO	YDS	LG	TD	PD	FF	FR	TD	YDS	TK	S	A	FF	FR	S	A	FF	FR	S	A
2021	Packers	13	0	0	0	0	0	0.0	0.0	0.0	0	0	0	0	0	0	0	0	0	0	2	0	2	0	0	0	0	0	0	0	0
2022	Packers	4	0	1	1	0	0	0.0	0.0	0.0	0	0	0	0	0	0	0	0	0	0	3	2	1	0	0	0	0	0	0	0	0
NFL TOTALS		17	0	1	1	0	0	0.0	0.0	0.0	0	0	0	0	0	0	0	0	0	0	5	2	3	0	0	0	0	0	0	0	0

### ISAIAH MCDUFFIE'S NFL POSTSEASON DEFENSIVE STATISTICS

YEAR	TEAM	GP	GS	TACKLES										INTERCEPTIONS										ST				MISC			
				TK	S	A	TFL	YDS	SK	YDS	QBH	NO	YDS	LG	TD	PD	FF	FR	TD	YDS	TK	S	A	FF	FR	S	A	FF	FR	S	A
2021	Packers	1	0	0	0	0	0	0.0	0.0	0.0	0	0	0	0	0	0	0	0	0	0	1	1	0	0	0	0	0	0	0	0	0
NFL TOTALS		1	0	0	0	0	0	0.0	0.0	0.0	0	0	0	0	0	0	0	0	0	0	1	1	0	0	0	0	0	0	0	0	0

### SINGLE-GAME HIGHS: DEFENSIVE

Special Teams Tackles 2 vs. Los Angeles Rams, Nov 28, 2021  
1 at Tampa Bay Buccaneers, Sep 25, 2022  
...1 more at 1.

### 2022 GYG REGULAR SEASON (PACKERS)

DATE	OPPONENT	P/S	TK	S	A	SK	YDS	INT	PD	FF	FR
09/11	at Vikings	P	1	1	0	0	0.0	0.0	0	0	0
09/18	Bears	P	0	0	0	0	0.0	0.0	0	0	0
09/25	at Buccaneers	P	0	0	0	0	0.0	0.0	0	0	0
10/02	Patriots	P	0	0	0	0	0.0	0.0	0	0	0
2022 TOTALS		4-0	1	1	0	0	0.0	0.0	0	0	0

# JOSH MYERS

## 71

CENTER/GUARD  
OHIO STATE

Second NFL Season | Second Packers Season



Ht: 6-5 | Wt: 310 | Born: July 16, 1998 | NFL Games Played/Started: 10/10 | Acquired: D2-21

### AT A GLANCE

- » Started at center in all six games he appeared in as a rookie last season, missing 10 contests due to a knee injury and one due to a finger injury.
- » Joined Corey Linsley (2014) as the only rookies to start at center for the Packers in the season opener since the 1970 AFL-NFL merger.
- » Played in 31 games in three years (2018-20) at Ohio State and started his final 21 contests at center for the Buckeyes.
- » Was a part of teams that only lost one game each season he played, won three Big Ten titles with an overall record of 23-1, appeared in back-to-back College Football Playoffs for the first time in school history (2019-20), finished in the top three in the final poll by The Associated Press all three years and won a Rose Bowl (2018) and Sugar Bowl (2020).
- » In 2020, was a team captain, was named second-team All-American by Sporting News and first-team All-Big Ten by the coaches, and was a Rimington Trophy finalist, an award given to the nation's best center.
- » Part of a 2019 line that blocked for RB J.K. Dobbins, who set a single-season school record for rushing yards (2,049), and QB Justin Fields, who was a Heisman Trophy finalist after finishing No. 3 in the nation with 51 total TDs.

**2022 SEASON:** Has started all four games at C...Has helped the Packers average 145.0 rushing yards per game, good for No. 7 in the NFL...**At Minnesota (Sept. 11):** Started at C and played all 61 snaps, helping the Packers rack up 111 rushing yards on just 18 carries (6.2 avg.)...**Vs. Chicago (Sept. 18):** Started at C and played all 68 snaps as part of a line that cleared the way for Green Bay to rack up 203 yards on 38 carries (5.3 avg.), its first 200-yard rushing game since Dec. 27, 2020, vs. Tennessee (37-234)...**At Tampa Bay (Sept. 25):** Started at C and played 59 of 62 snaps, leaving the game during the final series (cramps). Was part of a line that allowed only one sack of QB Aaron Rodgers...**Vs. New England (Oct. 2):** Started at C and played all 73 snaps as the line helped the offense rack up a season-high 443 yards and allowed only one sack of Rodgers for the second straight game.

### JOSH MYERS' NFL REGULAR-SEASON STATISTICS

DATE	TEAM	GP	GS
2021	Packers	6	6
2022	Packers	4	4
NFL TOTALS		10	10

### JOSH MYERS' NFL POSTSEASON STATISTICS

DATE	TEAM	GP	GS
2021	Packers	1	1
NFL TOTALS		1	1

### 2022 GXG REGULAR SEASON (PACKERS)

DATE	OPPONENT	P/S	W/L	SCORE
09/11	at Vikings	S	L	7-23
09/18	Bears	S	W	27-10
09/25	at Buccaneers	S	W	14-12
10/02	Patriots	S	W	27-24+
2022 TOTALS		4-4	3-1	

+ - Overtime



# ROYCE NEWMAN 70

GUARD/TACKLE  
MISSISSIPPI

Second NFL Season | Second Packers Season



Ht: 6-5 | Wt: 310 | Born: August 17, 1997 | NFL Games Played/Started: 21/20 | Acquired: D4-21

## AT A GLANCE

- » Appeared in all 17 games with 16 starts at right guard last season, the most starts by a rookie guard for the Packers since the 1970 AFL-NFL merger.
- » Started in the season opener at New Orleans last season, becoming just the third Green Bay rookie to start at right guard in Week 1 since the 1970 AFL-NFL merger (William Whitticker, 2005; Tony Moll, 2006).
- » Played in 43 games over four seasons at Mississippi, starting the final 22 games in his last two seasons.
- » Started all 10 games at RT in 2020 and helped Mississippi reach the Outback Bowl, its first bowl appearance since the 2015 season.
- » In 2019, started all 12 games at LG and allowed just one sack on 416 pass blocks.

**2022 SEASON:** Has started all four games, opening three contests at RG and one at RT...Has helped the Packers average 145.0 rushing yards per game, good for No. 7 in the NFL...**At Minnesota (Sept. 11):** Made his first career start at RT, appearing on all 61 snaps and helping the Packers rack up 111 rushing yards on just 18 carries (6.2 avg.)...**Vs. Chicago (Sept. 18):** Started at RG and played all 68 snaps as part of a line that cleared the way for Green Bay to register 203 yards on 38 carries (5.3 avg.), its first 200-yard rushing game since Dec. 27, 2020, vs. Tennessee (37-234)...**At Tampa Bay (Sept. 25):** Started at RG and played all 62 snaps, part of a line that allowed only one sack of QB Aaron Rodgers...**Vs. New England (Oct. 2):** Started at RG and played all 73 snaps as the line helped the offense rack up a season-high 443 yards and allowed only one sack of Rodgers for the second straight game.

## ROYCE NEWMAN'S NFL REGULAR-SEASON STATISTICS

DATE	TEAM	GP	GS
2021	Packers	17	16
2022	Packers	4	4
NFL TOTALS		21	20

## ROYCE NEWMAN'S NFL POSTSEASON STATISTICS

DATE	TEAM	GP	GS
2021	Packers	1	0
NFL TOTALS		1	0

## 2022 GXG REGULAR SEASON (PACKERS)

DATE	OPPONENT	P/S	W/L	SCORE
09/11	at Vikings	S	L	7-23
09/18	Bears	S	W	27-10
09/25	at Buccaneers	S	W	14-12
10/02	Patriots	S	W	27-24+
2022 TOTALS		4-4	3-1	

+ - Overtime

YOSH


NIJMAN

73



TACKLE

VIRGINIA TECH

Third NFL Season | Third Packers Season



Ht: 6-7 | Wt: 314 | Born: January 2, 1996 | NFL Games Played/Started: 37/10 | Acquired: FA-19

AT A GLANCE

- » First name rhymes with Josh and last name is pronounced NY-man.
- » Played in all 17 games with eight starts at left tackle last season (Weeks 3-5, 12, 14-17).
- » Helped the Packers go 8-0 in the eight games he started last season as Green Bay averaged 395.3 yards per game and 31.9 points per game in those eight contests.
- » Appeared in all 16 regular-season games and both playoff contests in 2020, seeing limited action on offense and special teams.
- » Was inactive for three games (Weeks 13-15) in 2019 before being placed on injured reserve (elbow) on Dec. 21. Spent the first 11 games of the season on Green Bay's practice squad.
- » Played in 45 games with 32 starts over four seasons at Virginia Tech, lining up as a starter at left tackle for two seasons (2016-17) before moving to right tackle for his senior season in 2018.

**2022 SEASON:** Has played in all four games with two starts at LT...**At Minnesota (Sept. 11):** Started at LT and played all 61 snaps, helping the Packers rack up 111 rushing yards on just 18 carries (6.2 avg.)...**Vs. Chicago (Sept. 18):** Started at LT and played all 68 snaps as part of a line that cleared the way for Green Bay to register 203 yards on 38 carries (5.3 avg.), its first 200-yard rushing game since Dec. 27, 2020, vs. Tennessee (37-234)...**At Tampa Bay (Sept. 25):** Played 27 snaps on offense as part of a rotation at LT with David Bakhtiari. Was part of a line that allowed only one sack of QB Aaron Rodgers...**Vs. New England (Oct. 2):** Played three snaps on offense, taking over at LT for David Bakhtiari for the fourth series of the game. Also played five snaps on special teams.

YOSH NIJMAN'S NFL REGULAR-SEASON STATISTICS

DATE	TEAM	GP	GS
2020	Packers	16	0
2021	Packers	17	8
2022	Packers	4	2
NFL TOTALS		37	10


YOSH NIJMAN'S NFL POSTSEASON STATISTICS

DATE	TEAM	GP	GS
2020	Packers	2	0
2021	Packers	1	0
NFL TOTALS		3	0

2022 GXG REGULAR SEASON (PACKERS)

DATE	OPPONENT	P/S	W/L	SCORE
09/11	at Vikings	S	L	7-23
09/18	Bears	S	W	27-10
09/25	at Buccaneers	P	W	14-12
10/02	Patriots	P	W	27-24
2022 TOTALS		4-2	3-1	

+ - Overtime


2022 GREEN BAY PACKERS

50

PLAYERS

# KEISEAN NIXON 25

CORNERBACK  
SOUTH CAROLINA

Fourth NFL Season | First Packers Season



Ht: 5-10 | Wt: 200 | Born: June 22, 1997 | NFL Games Played/Started: 44/3 | Acquired: FA-22

## AT A GLANCE

- » First name is pronounced KEY-shawn.
- » The former undrafted free agent spent the first three years of his career (2019-21) with the Oakland/Las Vegas Raiders, appearing in 40 games with two starts.
- » Has registered 20 tackles (15 solo), two QB hits and a pass defended on defense while posting 18 tackles on special teams.
- » Led the Raiders and finished No. 5 in the league among rookies with a career-best nine special teams tackles in 2019.
- » Played two years at the University of South Carolina after transferring from Arizona Western College (Yuma, Ariz.), where he earned second-team All-America honors.

**2022 SEASON:** Has appeared in all four games with one start and has recorded seven tackles (six solo), a quarterback hit, a forced fumble and a tackle on special teams...**At Minnesota (Sept. 11):** Appeared on one snap on defense, where he recorded a solo tackle, and 13 special teams snaps in his Green Bay debut...**Vs. Chicago (Sept. 18):** Appeared on 15 special teams snaps...**At Tampa Bay (Sept. 25):** Saw significant action on defense in place of an injured Jaire Alexander (groin), appearing on 57 of 65 defensive snaps and recording a career-high six tackles (five solo). Forced a fumble by WR Russell Gage early in the third quarter, the first forced fumble of his career, that was recovered by DL Jarran Reed at midfield. Downed a punt at the 2-yard line in the third quarter that would lead to a Tampa Bay punt...**Vs. New England (Oct. 2):** Started and played 31 snaps on defense, where he recorded a quarterback hit, and played 21 snaps on special teams.

## KEISEAN NIXON'S NFL REGULAR-SEASON DEFENSIVE STATISTICS

		TACKLES										INTERCEPTIONS										ST				MISC			
YEAR	TEAM	GP	GS	TK	S	A	TFL	YDS	SK	YDS	QBH	NO	YDS	LG	TD	PD	FF	FR	TD	YDS	TK	S	A	FF	FR	S	A		
2019	Raiders	14	0	3	3	0	0	0.0	0.0	0.0	0	0	0	0	0	1	0	0	0	0	9	9	0	0	0	0	0		
2020	Raiders	15	1	9	6	3	0	0	0.0	0.0	1	0	0	0	0	0	0	0	0	0	5	3	2	0	0	0	0		
2021	Raiders	11	1	8	6	2	0	0	0.0	0.0	1	0	0	0	0	0	0	0	0	0	4	1	3	0	0	0	0		
2022	Packers	4	1	7	6	1	0	0	0.0	0.0	1	0	0	0	0	1	0	0	0	0	1	1	0	0	0	0	0		
NFL TOTALS		44	3	27	21	6	0	0	0.0	0.0	3	0	0	0	0	1	1	0	0	0	19	14	5	0	0	0	0		

## KEISEAN NIXON'S NFL POSTSEASON DEFENSIVE STATISTICS

		TACKLES										INTERCEPTIONS										ST				MISC	
YEAR	TEAM	GP	GS	TK	S	A	TFL	YDS	SK	YDS	QBH	NO	YDS	LG	TD	PD	FF	FR	TD	YDS	TK	S	A	FF	FR	S	A
2021	Raiders	1	0	0	0	0	0	0	0.0	0.0	0	0	0	0	0	0	0	0	0	0	2	0	2	0	0	0	0
NFL TOTALS		1	0	0	0	0	0	0	0.0	0.0	0	0	0	0	0	0	0	0	0	0	2	0	2	0	0	0	0

## SINGLE-GAME HIGHS: DEFENSIVE

**Total Tackles** 6 at Tampa Bay Buccaneers, Sep 25, 2022  
4 at Cleveland Browns, Dec 20, 2021

**Solo Tackles** 5 at Tampa Bay Buccaneers, Sep 25, 2022  
3 vs. Denver Broncos, Dec 26, 2021  
...2 more at 3.

**Passes Defended** 1 at Los Angeles Chargers, Dec 22, 2019

**Forced Fumbles** 1 at Tampa Bay Buccaneers, Sep 25, 2022

**Special Teams Tackles** 3 at Los Angeles Chargers, Dec 22, 2019  
2 vs. Washington Football Team, Dec 05, 2021  
...2 more at 2.

## 2022 GXG REGULAR SEASON (PACKERS)

DATE	OPPONENT	P/S	TK	S	A	SK	YDS	INT	PD	FF	FR
09/11	at Vikings	P	1	1	0	0	0.0	0	0	0	0
09/18	Bears	P	0	0	0	0	0.0	0	0	0	0
09/25	at Buccaneers	P	6	5	1	0	0.0	0	0	1	0
10/02	Patriots	S	0	0	0	0	0.0	0	0	0	0
2022 TOTALS		4-1	7	6	1	0	0.0	0	0	1	0

# PAT O'DONNELL

## 16

PUNTER  
MIAMI (FLA.)

Ninth NFL Season | First Packers Season



Ht: 6-4 | Wt: 220 | Born: February 22, 1991 | NFL Games Played/Started: 132/0 | Acquired: UFA (Chi.)-22

### AT A GLANCE

- » Signed with the Packers as an unrestricted free agent on March 18, 2022, after spending his first eight NFL seasons (2014-21) with the Chicago Bears.
- » Finished his career in Chicago ranked No. 1 in franchise history in punting average (45.1) and net punting average (since 1976) with an average of 39.3 yards.
- » Placed 200 punts inside the 20-yard line during his time with the Bears, good for No. 2 in team history.
- » Was tied for No. 3 in the NFL among punters in games played from 2014-21 with 128, trailing only Johnny Hekker and Kevin Huber (129 each).
- » Was selected by the Bears in the sixth round (No. 191 overall) of the 2014 NFL Draft, the first punter to be drafted by Chicago since Todd Sauerbrun in 1995.
- » Earned second-team All-America honors from USA Today as a graduate senior at the University of Miami (Fla.) in 2012 after ranking No. 2 in the country with a school-record average of 47.1 yards per punt.

**2022 SEASON:** Has played in all four games and has punted 18 times for 850 yards (47.2-yard gross average, 41.6-yard net average) with 11 punts downed inside the 20, which is tied for No. 1 in the NFL...Is tied for the most punts placed inside the 20-yard line in the first four games in team history (since 1976) with Tim Masthay (2012)...**At Minnesota (Sept. 11):** Punted four times, finishing with a 44.8-yard average (43.0-yard net average) while placing three of four inside the 20 with a long of 53 yards...**Vs. Chicago (Sept. 18):** Punted two times and posted a 61.0-yard average (51.0-yard net average), with his 72-yard punt in the second quarter tying for the second longest of his career...**At Tampa Bay (Sept. 25):** Punted seven times and finished with a 48.4-yard average (44.7-yard net average) while placing five of seven inside the 20 with a long of 63 yards. For his performance, he was named NFC Special Teams Player of the Week...**Vs. New England (Oct. 2):** Punted five times, finishing with a 42.0-yard gross average (32.2-yard net average) while placing two punts the 20.

### PAT O'DONNELL'S NFL REGULAR-SEASON PUNTING STATISTICS

DATE	TEAM	GP	NO.	YDS.	AVG.	OPP. RET.	YDS.	NET YDS.	AVG.	TB	IN20	LG	BK
2014	Bears	16	71	3,107	43.8	31	335	2,712	37.7	3	20	61	1
2015	Bears	15	70	3,097	44.2	25	197	2,820	39.7	4	28	72	1
2016	Bears	16	68	2,994	44.0	18	282	2,612	38.4	5	24	67	0
2017	Bears	16	87	4,087	47.0	40	512	3,455	39.7	6	27	69	0
2018	Bears	16	62	2,791	45.0	19	150	2,501	39.7	7	28	65	1
2019	Bears	16	80	3,586	44.8	35	247	3,299	40.7	2	26	75	1
2020	Bears	16	64	2,924	45.7	25	294	2,530	39.5	5	28	64	0
2021	Bears	17	62	2,865	46.2	34	375	2,390	38.5	5	19	72	0
2022	Packers	4	18	850	47.2	6	82	748	41.6	1	11	72	0
NFL TOTALS		132	582	26,301	45.2	233	2,474	23,067	39.4	38	211	75	4

### PAT O'DONNELL'S NFL POSTSEASON PUNTING STATISTICS

DATE	TEAM	GP	NO.	YDS.	AVG.	OPP. RET.	YDS.	NET YDS.	AVG.	TB	IN20	LG	BK
2018	Bears	1	6	243	40.5	1	-1	244	40.7	0	4	49	0
2020	Bears	1	7	281	40.1	3	22	259	37.0	0	2	49	0
NFL TOTALS		2	13	524	40.3	4	21	503	38.7	0	6	49	0

### SINGLE-GAME HIGHS: PUNTER

**Punts** 10 at Seattle Seahawks, Sep 27, 2015  
9 vs. Detroit Lions, Nov 10, 2019  
...2 more at 9

**Gross Punting Yards** 477 at Seattle Seahawks, Sep 27, 2015  
420 at Baltimore Ravens, Oct 15, 2017

**Gross Punting Avg** 57.4 at Denver Broncos, Sep 15, 2019  
56.7 at Cleveland Browns, Sep 26, 2021

**Net Punting Yards** 384 at Seattle Seahawks, Sep 27, 2015  
360 vs. Detroit Lions, Nov 10, 2019

**Net Punting Avg** 50.4 at Denver Broncos, Sep 15, 2019  
46.5 vs. Carolina Panthers, Oct 22, 2017

**Longest Punts** 75 at Denver Broncos, Sep 15, 2019  
72 vs. Chicago Bears, Sep 18, 2022  
...3 more at 72

**Inside the 20** 5 at Tampa Bay Buccaneers, Sep 25, 2022  
4 vs. Dallas Cowboys, Dec 05, 2019  
...4 more at 4

**Special Teams Tackles** 1 at Tampa Bay Buccaneers, Oct 24, 2021  
1 at Washington Redskins, Sep 23, 2019  
...5 more at 1.

2022 GXG REGULAR SEASON (PACKERS)

DATE	OPPONENT		NO.	YDS.	AVG.	OPP. RET.	YDS.	NET YDS.	AVG	TB	IN20	LG	BK	
09/11	at Vikings	P	4	179	44.8	1	7	172	43.0	0	3	53	0	
09/18	Bears	P	2	122	61.0	0	0	102	51.0	1	1	72	0	
09/25	at Buccaneers	P	7	339	48.4	3	26	313	44.7	0	5	63	0	
10/02	Patriots	P	5	210	42.0	2	49	161	32.2	0	2	48	0	
2022 TOTALS			4	18	850	47.2	6	82	748	41.6	1	11	72	0

# JARRAN REED 90

DEFENSIVE LINEMAN  
ALABAMA

| First Packers Season



Ht: 6-3 | Wt: 307 | Born: December 16, 1992 | NFL Games Played/Started: 93/82 | Acquired: UFA (KC)-22

## AT A GLANCE

- » First name is pronounced JAIR-in.
- » Joins the Packers after spending last season with the Kansas City Chiefs (2021) and the first five years of his career with the Seattle Seahawks (2016-20).
- » Was one of four NFL players listed as a DT on Stathead.com to record more than one sack in each season from 2016-21 (Fletcher Cox, Javon Hargrave, Sheldon Rankins).
- » Since entering the league in 2016, ranks No. 6 in QB hits (70) and No. 7 in sacks (24½) among players listed as a defensive tackle on Stathead.com.
- » Finished No. 2 on the Seahawks with a career-high 10½ sacks in 2018, the third-most sacks by a defensive tackle in a single-season in team history (Hall of Famers Cortez Kennedy, John Randle). Also set a career high with 50 tackles (34 solo).
- » During his four college seasons, was part of teams at East Mississippi Community College and the University of Alabama that combined for a 46-5 record, including an NJCAA championship and an FBS national championship.

**2022 SEASON:** Has played in all four games with two starts and is tied for the lead on the defensive line with 16 tackles (10 solo), a sack, two tackles for a loss and a fumble recovery...**At Minnesota (Sept. 11):** Started and played 42 snaps, finishing with four tackles (three solo), including a tackle for a loss. Brought down RB Alexander Mattison for a 1-yard loss on a fourth-quarter run...**Vs. Chicago (Sept. 18):** Played 31 snaps and totaled three tackles (two solo). Helped prevent QB Justin Fields from scoring on fourth-and-goal from the 1-yard line midway through the fourth quarter...**At Tampa Bay (Sept. 25):** Started and played 40 defensive snaps, posting a tackle (solo) and a fumble recovery in the third quarter when he recovered a WR Russell Gage fumble at midfield that was forced by CB Keisean Nixon...**Vs. New England (Oct. 2):** Appeared on 41 defensive snaps, leading the team with a career-high eight tackles (four solo), a sack and a QB hit. Brought down QB Bailey Zappe for a 9-yard sack in the fourth quarter on second down as the defense forced a three-and-out with the game tied at 24.

## REGULAR-SEASON COMPARISON: DEFENSIVE - NEW YORK GIANTS

DATE	OPP	W/L	GP/GS	TACKLES							INT	TFL	PD	QBH	MISC			
				TOT	SOLO	ASST	SACK	YDS.							TD	FF	FR	
10/22/17	SEA @ NYG	W	S	7	7	0	1.0	3.0	0	2	0	2	0	1	0	1	0	
12/6/20	SEA vs. NYG	L	S	2	1	1	0.0	0.0	0	0	0	1	0	1	0	0	0	
11/1/21	KC vs. NYG	W	S	3	0	3	0.0	0.0	0	0	0	0	0	0	0	0	0	
TOTALS		2/1	3/3	12	8	4	1.0	3.0	0	2	0	2	0	2	0	1	0	

## JARRAN REED'S NFL REGULAR-SEASON DEFENSIVE STATISTICS

		TACKLES										INTERCEPTIONS										ST				MISC	
YEAR	TEAM	GP	GS	TK	S	A	TFL	YDS	SK	YDS	QBH	NO	YDS	LG	TD	PD	FF	FR	TD	YDS	TK	S	A	FF	FR	S	A
2016	Seahawks	15	6	34	13	21	1	1	1.5	3.5	4	0	0	0	0	3	0	0	0	0	0	0	0	0	0	0	0
2017	Seahawks	15	15	45	23	22	4	8	1.5	7.5	8	0	0	0	0	1	1	0	0	0	0	0	0	0	0	0	0
2018	Seahawks	16	16	50	34	16	12	77	10.5	74.0	24	0	0	0	0	0	0	2	0	2	0	0	0	0	0	0	0
2019	Seahawks	10	10	27	10	17	0	0	2.0	19.0	8	0	0	0	0	1	1	0	0	0	0	0	0	0	0	0	0
2020	Seahawks	16	16	38	20	18	5	24	6.5	35.0	14	0	0	0	0	1	1	0	0	0	0	0	0	0	0	0	0
2021	Chiefs	17	17	43	23	20	2	15	2.5	16.0	12	0	0	0	0	1	2	1	0	10	0	0	0	0	0	0	0
2022	Packers	4	2	16	10	6	2	9	1.0	9.0	1	0	0	0	0	0	0	1	0	0	0	0	0	0	0	0	0
NFL TOTALS		93	82	253	133	120	26	134	25.5	164.0	71	0	0	0	0	7	5	4	0	12	0	0	0	0	0	0	0

## JARRAN REED'S NFL POSTSEASON DEFENSIVE STATISTICS

YEAR	TEAM	GP	GS	TK	S	TACKLES					INTERCEPTIONS										ST				MISC		
						A	TFL	YDS	SK	YDS	QBH	NO	YDS	LG	TD	PD	FF	FR	TD	YDS	TK	S	A	FF	FR	S	A
2016	Seahawks	2	2	3	3	0	0	0	0.0	0.0	0	0	0	0	0	0	0	0	0	0	0	0	0	0	0	0	0
2018	Seahawks	1	1	4	2	0	0	0	0.0	0.0	1	0	0	0	0	0	0	0	0	0	0	0	0	0	0	0	0
2019	Seahawks	2	2	3	2	1	0	0	0.0	0.0	1	0	0	0	0	0	0	0	0	0	0	0	0	0	0	0	0
2020	Seahawks	1	1	5	4	1	3	18	2.0	15.0	3	0	0	0	0	0	0	0	0	0	0	0	0	0	0	0	0
2021	Chiefs	3	3	13	5	8	1	5	1.0	5.0	1	0	0	0	0	0	0	0	0	0	0	0	0	0	0	0	0
NFL TOTALS		9	9	28	16	12	4	23	3.0	20.0	6	0	0	0	0	0	0	0	0	0	0	0	0	0	0	0	0



SINGLE-GAME HIGHS: DEFENSIVE

Total Tackles	8 vs. New England Patriots, Oct 02, 2022 7 at New York Giants, Oct 22, 2017
Solo Tackles	7 at New York Giants, Oct 22, 2017 5 vs. Tampa Bay Buccaneers, Nov 03, 2019 ...2 more at 5.
Sacks	2.0 vs. Los Angeles Rams, Dec 27, 2020 2.0 at Buffalo Bills, Nov 08, 2020 ...3 more at 2.0.
Passes Defensed	2 vs. Miami Dolphins, Sep 11, 2016 1 at Denver Broncos, Jan 08, 2022 ...4 more at 1.

Forced Fumbles	1 vs. Las Vegas Raiders, Dec 12, 2021 1 vs. Denver Broncos, Dec 05, 2021 ...3 more at 1.
Fumble Recoveries	1 vs. Pittsburgh Steelers, Dec 26, 2021 1 vs. Kansas City Chiefs, Dec 23, 2018 ...1 more at 1.
Tackles For Loss	2 vs. Los Angeles Rams, Dec 27, 2020 2 vs. Arizona Cardinals, Dec 30, 2018 ...4 more at 2.

2022 GXG REGULAR SEASON (PACKERS)

DATE	OPPONENT	P/S	TK	S	A	SK	YDS	INT	PD	FF	FR
09/11	at Vikings	S	4	3	1	0.0	0.0	0	0	0	0
09/18	Bears	P	3	2	1	0.0	0.0	0	0	0	0
09/25	at Buccaneers	S	1	1	0	0.0	0.0	0	0	0	1
10/02	Patriots	P	8	4	4	1.0	9.0	0	0	0	0
2022 TOTALS		4-2	16	10	6	1.0	9.0	0	0	0	1

# SEAN RHYAN 75

TACKLE/GUARD  
UCLA

Rookie



Ht: 6-5 | Wt: 321 | Born: September 15, 2000 | Acquired: D3-22

## AT A GLANCE

- » Started all 31 games he played in during his three years at UCLA.
- » Earned first-team All-Pac-12 honors as a junior in 2021 from the league's coaches and Phil Steele's College Football and second-team recognition from The Associated Press and Pro Football Focus.
- » Blocked for an offense that rushed for at least 200 yards in 12 of his last 19 contests and scored a rushing TD in each of his last 21 games.
- » Helped UCLA average 200-plus rushing yards per game in both 2020 and 2021, the first time the Bruins had done so in back-to-back years since 1985-87.
- » Earned Freshman All-America recognition from The Athletic, the Football Writers Association of America, Pro Football Focus and USA Today in 2019.
- » Lettered four times in football and three times in track and field (shot put and discus) at San Juan Hills High School (San Juan Capistrano, Calif.), also qualifying to play for the high school feeder team for the Olympic USA Eagles rugby team.

**2022 SEASON:** Dressed, but did not play in one contest and has been inactive for the other three games...**At Minnesota (Sept. 11):** Dressed, but did not see any action...**Vs. Chicago (Sept. 18):** Inactive (healthy scratch)...**At Tampa Bay (Sept. 25):** Inactive (healthy scratch)...**Vs. New England (Oct. 2):** Inactive (healthy scratch).

## 2022 GYG REGULAR SEASON (PACKERS)

DATE	OPPONENT	P/S	W/L	SCORE
09/11	at Vikings		L	7-23
09/18	Bears		W	27-10
09/25	at Buccaneers		W	14-12
10/02	Patriots		W	27-24+
<b>2022 TOTALS</b>		<b>0-0</b>	<b>3-1</b>	

+ - Overtime



# AARON RODGERS

## 12

QUARTERBACK  
CALIFORNIA

18th NFL Season | 18th Packers Season



Ht: 6-2 | Wt: 225 | Born: December 2, 1983 | NFL Games Played/Started: 217/210 | Acquired: D1-05



### AT A GLANCE

- » Ranks No. 1 in NFL history in TD/INT ratio (4.74, 455/96) and interception percentage (1.32) and No. 3 (min. 1,500 attempts) in career passer rating (104.4).
- » Has been named the NFL's Most Valuable Player by The Associated Press four times in his career (2011, 2014, 2020-21), the second most in league history (QB Peyton Manning, five).
- » Has posted the top two single-season marks for passer rating in league history (122.5 in 2011, 121.5 in 2020).
- » Was named to the 2010s All-Decade Team by the Pro Football Hall of Fame, one of two QBs (Tom Brady) selected to the team by the HOF's 48-member selection committee.
- » Has been selected to the Pro Bowl a franchise-record 10 times in his career (2009, 2011-12, 2014-16, 2018-21) and has earned first-team All-Pro honors from The Associated Press four times (2011, 2014, 2020-21).
- » Ranks No. 5 in NFL history with a franchise-record 455 TD passes.
- » Has posted five of the eight seasons in NFL history with 500-plus passing attempts and five or fewer INTs (2014, 2018-21).
- » Among QBs with 30-plus passing TDs in a season, holds four of the top five single-season marks in NFL history for TD/INT ratio, including a league-record 9.60 mark (48/5) in 2020. Among QBs with 500-plus attempts in a season, holds the top six single-season marks for TD/INT ratio.
- » Has the only three seasons in NFL history with 40-plus TD passes and seven or fewer INTs (45/6 in 2011, 40/7 in 2016 and 48/5 in 2020). His three seasons with 40-plus TD passes rank tied with Brady for No. 1 in league annals.
- » Has led the league in INT percentage an NFL-record six times in his career (2009, 2014, 2018-21), with his current streak of four straight seasons the longest streak in league history.
- » Among QBs with 500-plus attempts, holds the top three single-season marks for INT percentage in NFL history (0.34 in 2018, 0.70 in 2019, 0.75 in 2021) and five of the top six marks.
- » Holds nine of the top 10 single-season marks in team history for passer rating (2009-14, 2016, 2020-21), six of the top eight for passing TDs (2011-12, 2014, 2016, 2020-21), eight of the top nine for completion percentage (2010-14, 2016, 2020-21) and seven of the top 10 for passing yards (2009, 2011-12, 2014, 2016, 2018, 2020).

**2022 SEASON:** Has started all four games and has completed 89 of 129 passes (69.0 pct.) for 935 yards and six TDs with three INTs for a 95.6 passer rating...Ranks No. 4 in the NFL in completion percentage...**At Minnesota (Sept. 11):** Completed 22 of 34 passes (64.7 pct.) for 195 yards with one INT (67.6 rating). Saw his NFL-record streak of consecutive attempts without an INT in division games come to an end at 394 late in the first half...**vs. Chicago (Sept. 18):** Connected on 19 of 25 passes (76.0 pct.) for 234 yards and two TDs with no INTs for a 131.1 rating, his fifth straight game with a 125-plus rating and multiple TD passes against Chicago as he became the first player in league history to accomplish that feat against a single opponent. Registered his seventh consecutive zero-INT game against the Bears, the longest streak vs. Chicago by a QB in league history. Posted the 450th TD pass of his career when he connected with RB Aaron Jones for an 8-yard TD pass in the second quarter, just the fifth QB in league history with 450-plus TD passes...**At Tampa Bay (Sept. 25):** Connected on 27 of 35 passes (77.1 pct.) for 255 yards and two TDs with one INT (103.9 rating). Led the Packers on TD drives on their first two possessions, capping off a 10-play, 75-yard drive with a 5-yard TD pass to WR Romeo Doubs and finishing off a 12-play, 71-yard drive with a 6-yard TD throw to WR Allen Lazard. Completed 15 of 18 passes (83.3 pct.) for 171 yards and two TDs for a 143.3 passer rating in the first half...**vs. New England (Oct. 2):** Threw for 251 yards and two TDs with one INT on 21-of-35 passing (60.0 pct.) for an 89.1 passer rating. His 13-yard TD pass to Doubs with 6:14 remaining in the fourth quarter was the 500th of his career (including playoffs) as he became the fifth QB in league history to reach that mark.

### REGULAR-SEASON COMPARISON: PASSING - NEW YORK GIANTS

DATE	OPP	W/L	GP/GS	C	ATT	YDS.	AVG.	TD	LG	INT	SK	SKYD	RTG
12/26/10	GB vs. NYG	W	S	25	37	404	10.9	4	80	0	2	8	139.9
12/4/11	GB @ NYG	W	S	28	46	369	8.0	4	33	1	2	9	106.2
11/25/12	GB @ NYG	L	S	14	25	219	8.8	1	61	1	5	29	81.9
10/9/16	GB vs. NYG	W	S	23	45	259	5.8	2	29	2	0	0	65.0
12/1/19	GB @ NYG	W	S	21	33	243	7.4	4	43	0	0	0	125.4
TOTALS		4/1	5/5	111	186	1,494	8.0	15	80	4	9	46	--

### POSTSEASON COMPARISON: PASSING - NEW YORK GIANTS

DATE	OPP	W/L	GP/GS	C	ATT	YDS.	AVG.	TD	LG	INT	SK	SKYD	RTG
1/15/12	GB vs. NYG	L	S	26	46	264	5.7	2	21	1	4	23	78.5
1/8/17	GB vs. NYG	W	S	25	40	362	9.1	4	42	0	5	31	125.2
TOTALS		1/1	2/2	51	86	626	7.3	6	42	1	9	54	--



# AARON RODGERS' NFL REGULAR-SEASON PASSING/RUSHING STATISTICS

		PASSING														RUSHING				
DATE	TEAM	GP	GS	ATT.	CMP.	PCT.	YDS	AVG.	TD	INT.	LG	SK	LST	RATE	NO.	YDS.	AVG.	LG	TD	
2005	Packers	3	0	16	9	56.3	65	4.1	0	1	16	3	28	39.8	2	7	3.5	8	0	
2006	Packers	2	0	15	6	40.0	46	3.1	0	0	16	3	18	48.2	2	11	5.5	6	0	
2007	Packers	2	0	28	20	71.4	218	7.8	1	0	43	3	24	106.0	7	29	4.1	13	0	
2008	Packers	16	16	536	341	63.6	4,038	7.5	28	13	71	34	231	93.8	56	207	3.7	21	4	
2009	Packers	16	16	541	350	64.7	4,434	8.2	30	7	83	50	306	103.2	58	316	5.4	35	5	
2010	Packers	15	15	475	312	65.7	3,922	8.3	28	11	86	31	193	101.2	64	356	5.6	27	4	
2011	Packers	15	15	502	343	68.3	4,643	9.2	45	6	93	36	219	122.5	60	257	4.3	25	3	
2012	Packers	16	16	552	371	67.2	4,295	7.8	39	8	73	51	293	108.0	54	259	4.8	27	2	
2013	Packers	9	9	290	193	66.6	2,536	8.7	17	6	83	21	117	104.9	30	120	4.0	18	0	
2014	Packers	16	16	520	341	65.6	4,381	8.4	38	5	80	28	174	112.2	43	269	6.3	19	2	
2015	Packers	16	16	572	347	60.7	3,821	6.7	31	8	65	46	314	92.7	58	344	5.9	18	1	
2016	Packers	16	16	610	401	65.7	4,428	7.3	40	7	66	35	246	104.2	67	369	5.5	23	4	
2017	Packers	7	7	238	154	64.7	1,675	7.0	16	6	72	22	168	97.2	24	126	5.3	18	0	
2018	Packers	16	16	597	372	62.3	4,442	7.4	25	2	75	49	353	97.6	43	269	6.3	23	2	
2019	Packers	16	16	569	353	62.0	4,002	7.0	26	4	74	36	284	95.4	46	183	4.0	17	1	
2020	Packers	16	16	526	372	70.7	4,299	8.2	48	5	78	20	182	121.5	38	149	3.9	14	3	
2021	Packers	16	16	531	366	68.9	4,115	7.7	37	4	75	30	188	111.9	33	101	3.1	18	3	
2022	Packers	4	4	129	89	69.0	935	7.2	6	3	55	9	70	95.6	8	9	1.1	7	0	
TOTALS		217	210	7,247	4,740	65.4	56,295	7.8	455	96	931	507	3,408	104.4	693	3,381	4.9	35	34	

# AARON RODGERS' NFL POSTSEASON PASSING/RUSHING STATISTICS

PASSING														RUSHING					
DATE	TEAM	GP	GS	ATT.	CMP.	PCT.	YDS	AVG.	TD	INT.	LG	SK	LST	RATE	NO.	YDS.	AVG.	LG	TD
2007	Packers	1	0	0	0	0.0	0	0.0	0	0	0	0	0	0.0	0	0	0.0	0	0
2009	Packers	1	1	42	28	66.7	423	10.1	4	1	44	5	19	121.4	3	13	4.3	13	1
2010	Packers	4	4	132	90	68.2	1,094	8.3	9	2	38	8	53	109.8	14	54	3.9	25	2
2011	Packers	1	1	46	26	56.5	264	5.7	2	1	21	4	23	78.5	7	66	9.4	16	0
2012	Packers	2	2	72	49	68.1	531	7.4	3	1	44	4	33	97.6	5	40	8.0	17	0
2013	Packers	1	1	26	17	65.4	177	6.8	1	0	26	4	20	97.8	2	11	5.5	9	0
2014	Packers	2	2	69	43	62.3	494	7.2	4	2	46	3	26	91.1	4	8	2.0	12	0
2015	Packers	2	2	80	45	56.3	471	5.9	4	1	60	2	15	84.9	3	20	6.7	19	0
2016	Packers	3	3	128	80	62.5	1,004	7.8	9	2	42	10	79	103.8	8	62	7.8	28	0
2019	Packers	2	2	66	47	71.2	569	8.6	4	2	65	5	38	104.9	6	14	2.3	14	0
2020	Packers	2	2	84	56	66.7	642	7.6	5	1	58	5	32	104.4	4	-3	-0.8	11	1
2021	Packers	1	1	29	20	69.0	225	7.8	0	0	75	5	29	91.9	0	0	0.0	0	0
TOTALS		22	21	774	501	64.7	5,894	7.6	45	13	75	55	367	100.1	56	285	5.1	28	4

## SINGLE-GAME HIGHS: QUARTERBACK

Pass Attempts	61 vs. Detroit Lions, Nov 15, 2015 56 vs. Chicago Bears, Oct 20, 2016	Passer Rating	158.3 vs. Oakland Raiders, Oct 20, 2019 155.4 at Cleveland Browns, Oct 25, 2009
Pass Completions	39 vs. Chicago Bears, Oct 20, 2016 37 at New York Jets, Dec 23, 2018	Rush Attempts	12 at Atlanta Falcons, Nov 28, 2010 10 at Detroit Lions, Jan 01, 2017
Yards Passing	480 vs. Washington Redskins, Sep 15, 2013 442 at New York Jets, Dec 23, 2018 ...1 more at 442.	Rushing Yards	60 at Atlanta Falcons, Oct 30, 2016 57 at Indianapolis Colts, Oct 07, 2009
TD Passes	6 vs. Chicago Bears, Nov 09, 2014 6 at Houston Texans, Oct 14, 2012	Longest Runs	35 vs. Minnesota Vikings, Nov 01, 2009 27 at Detroit Lions, Dec 09, 2012 ...1 more at 27.
Long Passes	93t vs. St. Louis Rams, Oct 16, 2011 88t vs. Miami Dolphins, Oct 17, 2010	Rushing TDs	2 at New York Jets, Dec 23, 2018 2 vs. Denver Broncos, Oct 02, 2011
Completion Percentage	86.4 vs. Carolina Panthers, Oct 19, 2014 84.0 vs. Tennessee Titans, Dec 27, 2020		

## SINGLE-GAME HIGHS - POSTSEASON: QUARTERBACK

Pass Attempts	48 vs. Tampa Bay Buccaneers, Jan 24, 2021 46 vs. New York Giants, Jan 15, 2012	Passer Rating	136.8 at Atlanta Falcons, Jan 15, 2011 125.4 vs. Dallas Cowboys, Jan 11, 2015
Pass Completions	33 vs. Tampa Bay Buccaneers, Jan 24, 2021 31 at San Francisco 49ers, Jan 19, 2020 ...1 more at 31.	Rush Attempts	7 vs. New York Giants, Jan 15, 2012 7 at Chicago Bears, Jan 23, 2011
Yards Passing	423 at Arizona Cardinals, Jan 10, 2010 366 at Atlanta Falcons, Jan 15, 2011	Rushing Yards	66 vs. New York Giants, Jan 15, 2012 46 at Atlanta Falcons, Jan 22, 2017
TD Passes	4 vs. New York Giants, Jan 08, 2017 4 at Arizona Cardinals, Jan 10, 2010	Rushing Average	9.4 vs. New York Giants, Jan 15, 2012 5.6 at Chicago Bears, Jan 23, 2011
Long Passes	75 vs. San Francisco 49ers, Jan 22, 2022 65 at San Francisco 49ers, Jan 19, 2020	Longest Runs	28 at Atlanta Falcons, Jan 22, 2017 25 at Chicago Bears, Jan 23, 2011
Completion Percentage	86.1 at Atlanta Falcons, Jan 15, 2011 79.5 at San Francisco 49ers, Jan 19, 2020	Rushing TDs	1 vs. Los Angeles Rams, Jan 16, 2021 1 at Chicago Bears, Jan 23, 2011 ...2 more at 1.

**300-YARD PASSING GAMES (69): REGULAR-SEASON**

DATE	TEAM	NO.	YDS.	AVG.	LG	TD
09/14/08	at Lions	24	328	13.7	62	3
10/05/08	FALCONS	25	313	12.5	44t	3
11/02/08	at Titans	22	314	14.3	52	1
12/28/08	LIONS	21	308	14.7	71t	3
10/05/09	at Vikings	26	384	14.8	62t	2
10/18/09	LIONS	29	358	12.3	47t	2
11/22/09	49ERS	32	344	10.8	64t	2
11/26/09	at Lions	28	348	12.4	68	3
12/20/09	at Steelers	26	383	14.7	83t	3
09/27/10	at Bears	34	316	9.3	28	1
10/17/10	DOLPHINS	18	313	17.4	86t	1
11/21/10	at Vikings	22	301	13.7	47	4
11/28/10	at Falcons	26	344	13.2	35	1
12/26/10	GIANTS	25	404	16.2	80t	4
09/08/11	SAINTS	27	312	11.6	36	3
09/18/11	at Panthers	19	308	16.2	84t	2
10/02/11	BRONCOS	29	408	14.1	61	4
10/09/11	at Falcons	26	396	15.2	70t	2
10/16/11	RAMS	18	316	17.6	93t	3
10/23/11	at Vikings	24	335	14.0	79t	3
11/24/11	at Lions	22	307	14.0	65t	2
12/04/11	at Giants	28	369	13.2	33	4
09/09/12	49ERS	30	303	10.1	49	2
09/30/12	SAINTS	31	319	10.3	20	4
10/14/12	at Texans	24	338	14.1	48t	6
10/21/12	at Rams	30	342	11.4	52	3
12/23/12	TITANS	27	342	12.7	34	3
12/30/12	at Vikings	28	365	13.0	73	4
09/08/13	at 49ers	21	333	15.9	38	3
09/15/13	COMMANDERS	34	480	14.1	57	4
10/13/13	at Ravens	17	315	18.5	64t	1
12/29/13	at Bears	25	318	12.7	48t	2
09/14/14	JETS	25	346	13.8	80t	3
09/28/14	at Bears	22	302	13.7	46	4
10/26/14	at Saints	28	418	14.9	70t	1
11/09/14	BEARS	18	315	17.5	73t	6
11/16/14	EAGLES	22	341	15.5	64	3
11/30/14	PATRIOTS	24	368	15.3	45t	2
12/08/14	FALCONS	24	327	13.6	60t	3
12/21/14	at Buccaneers	31	318	10.3	30	1
09/28/15	CHIEFS	24	333	13.9	52	5
11/08/15	at Panthers	25	369	14.8	53t	4
11/15/15	LIONS	35	333	9.5	32	2
10/20/16	BEARS	39	326	8.4	25	3
11/13/16	at Titans	31	371	12.0	46	2
11/20/16	at Commanders	26	351	13.5	47	3
11/28/16	at Eagles	30	313	10.4	50	2
12/24/16	VIKINGS	28	347	12.4	48	4
01/01/17	at Lions	27	300	11.1	39	4
09/10/17	SEAHAWKS	28	311	11.1	32t	1
09/17/17	at Falcons	33	343	10.4	33t	2
09/24/17	BENGALS	28	313	11.2	72	3
10/07/18	at Lions	32	442	13.8	54	3
10/15/18	49ERS	25	425	17.0	60	2

11/15/18	at Seahawks	21	332	15.8	57	2
12/23/18	at Jets	37	442	11.9	49t	2
09/26/19	EAGLES	34	422	12.4	58	2
10/20/19	RAIDERS	25	429	17.2	74t	5
10/27/19	at Chiefs	23	305	13.3	67t	3
12/29/19	at Lions	27	323	12.0	33	2
09/13/20	at Vikings	32	364	11.4	45t	4
10/05/20	FALCONS	27	327	12.1	29	4
11/05/20	at 49ers	25	305	12.2	52t	4
11/15/20	JAGUARS	24	325	13.5	78t	2
11/22/20	at Colts	27	311	11.5	47	3
10/10/21	at Bengals	27	344	12.7	59	2
11/21/21	at Vikings	23	385	16.7	75t	4
11/28/21	RAMS	28	307	11.0	54	2
12/12/21	BEARS	29	341	11.8	38t	4

### 300-YARD PASSING GAMES (8): POSTSEASON

DATE	TEAM	NO.	YDS.	AVG.	LG	TD
01/10/10	at Cardinals	28	423	15.1	44	4
01/15/11	at Falcons	31	366	11.8	34	3
02/06/11	STEELERS	24	304	12.7	38	3
01/11/15	COWBOYS	24	316	13.2	46t	3
01/08/17	GIANTS	25	362	14.5	42t	4
01/15/17	at Cowboys	28	355	12.7	35	2
01/19/20	at 49ers	31	326	10.5	65	2
01/24/21	BUCCANEERS	33	346	10.5	50t	3

### 2022 GXG REGULAR SEASON (PACKERS)

DATE	OPPONENT	P/S	PASSING											RUSHING			
			ATT	CMP	YDS	PCT	Y/A	Y/C	TD	INT	LG	SK/YD	RATE	ATT	YDS	LG	TD
09/11	at Vikings	S	34	22	195	64.7	5.7	8.9	0	1	23	4/33	67.6	1	-1	-1	0
09/18	Bears	S	25	19	234	76.0	9.4	12.3	2	0	55	3/23	131.1	5	10	7	0
09/25	at Buccaneers	S	35	27	255	77.1	7.3	9.4	2	1	40	1/7	103.9	1	-1	-1	0
10/02	Patriots	S	35	21	251	60.0	7.2	12.0	2	1	32	1/7	89.1	1	1	1	0
2022 TOTALS		4-4	129	89	935	69.0	7.2	10.5	6	3	55	9/70	95.6	8	9	7	0

# AMARI RODGERS

## 8

WIDE RECEIVER  
CLEMSON

Second NFL Season | Second Packers Season



Ht: 5-9 | Wt: 212 | Born: September 23, 1999 | NFL Games Played/Started: 20/1 | Acquired: D3-21

### AT A GLANCE

- » Appeared in 16 games with one start as a rookie in 2021 and posted four catches for 45 yards (11.3 avg.) and an 11-yard carry.
- » Posted 20 punt returns for 166 yards (8.3 avg.), 11 kickoff returns for 199 yards (18.1 avg.) and two tackles on special teams.
- » Finished his career at Clemson ranked No. 6 in school history in receptions (181) and No. 12 in receiving yards (2,144).
- » Was one of only five players at Clemson from 2000-20 to record a rushing touchdown, a receiving TD and a TD on a punt return.
- » Earned first-team All-Atlantic Coast Conference honors as a senior in 2020 after recording career highs in receptions (77), receiving yards (1,020) and receiving TDs (seven).
- » Was named Mr. Football at the 4A level in the state of Tennessee in both his junior and senior seasons, finishing his career at Knoxville (Tenn.) Catholic High School with 3,498 receiving yards and 47 TD catches.

**2022 SEASON:** Has appeared in all four games, returning eight punts for 64 yards (8.0 avg) and five kickoffs for 104 yards (20.8 avg.)...**At Minnesota (Sept. 11):** Posted a 12-yard punt return and a 14-yard kickoff return...**Vs. Chicago (Sept. 18):** Returned three punts for 20 yards (6.7 avg.), highlighted by a 20-yarder in the second quarter, and one kickoff for 24 yards...**At Tampa Bay (Sept. 25):** Posted two punt returns for 21 yards (10.5 avg.). Also appeared on three plays on offense...**Vs. New England (Oct. 2):** Returned three kickoffs for 66 yards (22.0 avg.), including a season-long 34-yarder, and two punts for 11 yards (5.5 avg.).

### AMARI RODGERS' NFL REGULAR-SEASON RUSHING/RECEIVING STATISTICS

DATE	TEAM	GP	GS	RECEIVING					RUSHING				
				NO.	YDS.	AVG.	LG	TD	NO.	YDS.	AVG.	LG	TD
2021	Packers	16	1	4	45	11.3	19	0	1	11	11.0	11	0
2022	Packers	4	0	0	0	0.0	0	0	0	0	0.0	0	0
NFL TOTALS		20	1	4	45	11.3	19	0	1	11	11.0	11	0

### AMARI RODGERS' NFL POSTSEASON RUSHING/RECEIVING STATISTICS

DATE	TEAM	GP	GS	RECEIVING					RUSHING				
				NO.	YDS.	AVG.	LG	TD	NO.	YDS.	AVG.	LG	TD
2021	Packers	1	0	0	0	0.0	0	0	0	0	0.0	0	0
NFL TOTALS		1	0	0	0	0.0	0	0	0	0	0.0	0	0

### AMARI RODGERS' NFL REGULAR-SEASON RETURN STATISTICS

DATE	TEAM	KICKOFF RETURNS				PUNT RETURNS			
		RET.	YDS.	AVG.	LG	TD	NO.	FC	YDS.
2021	Packers	11	199	18.1	27	0	20	8	166
2022	Packers	5	104	20.8	34	0	8	10	64
NFL TOTALS		16	303	18.9	34	0	28	18	230

### AMARI RODGERS' NFL POSTSEASON RETURN STATISTICS

DATE	TEAM	KICKOFF RETURNS				PUNT RETURNS			
		RET.	YDS.	AVG.	LG	TD	NO.	FC	YDS.
2021	Packers	3	66	22.0	26	0	2	2	11
NFL TOTALS		3	66	22.0	26	0	2	2	11

### SINGLE-GAME HIGHS: RUSHING/RECEIVING

Rush Attempts	1 at Arizona Cardinals, Oct 28, 2021
Rushing Yards	11 at Arizona Cardinals, Oct 28, 2021
Longest Runs	11 at Arizona Cardinals, Oct 28, 2021
Receptions	1 at Arizona Cardinals, Jan 09, 2022
	2 more at 1.
Receiving Yards	19 at New Orleans Saints, Sep 12, 2021
	14 at Chicago Bears, Oct 17, 2021
Longest Receptions	19 at New Orleans Saints, Sep 12, 2021
	14 at Chicago Bears, Oct 17, 2021
All-Purpose Yards	77 vs. New England Patriots, Oct 02, 2022
	76 at Detroit Lions, Jan 09, 2022

Kickoff Returns	3 vs. New England Patriots, Oct 02, 2022
	3 vs. Los Angeles Rams, Nov 28, 2021
Kickoff Return Yards	66 vs. New England Patriots, Oct 02, 2022
	48 at Detroit Lions, Jan 09, 2022
Longest Kickoff Return	34 vs. New England Patriots, Oct 02, 2022
	27 vs. Cleveland Browns, Dec 25, 2021
Punt Return Yards	29 vs. Seattle Seahawks, Nov 14, 2021
	28 vs. Chicago Bears, Dec 12, 2021
Longest Punt Return	23 at Detroit Lions, Jan 09, 2022
	20 vs. Chicago Bears, Sep 18, 2022
Punt Returns	4 vs. Seattle Seahawks, Nov 14, 2021
	3 vs. Chicago Bears, Sep 18, 2022
Punt Return Average	7.3 vs. Seattle Seahawks, Nov 14, 2021

SINGLE-GAME HIGHS - POSTSEASON: RUSHING/RECEIVING

All-Purpose Yards	77 vs. San Francisco 49ers, Jan 22, 2022	Fair Catches	2 vs. San Francisco 49ers, Jan 22, 2022
Kickoff Returns	3 vs. San Francisco 49ers, Jan 22, 2022	Punt Return Yards	11 vs. San Francisco 49ers, Jan 22, 2022
Kickoff Return Yards	66 vs. San Francisco 49ers, Jan 22, 2022	Longest Punt Return	6 vs. San Francisco 49ers, Jan 22, 2022
Longest Kickoff Return	26 vs. San Francisco 49ers, Jan 22, 2022		5 vs. San Francisco 49ers, Jan 22, 2022
	25 vs. San Francisco 49ers, Jan 22, 2022	Punt Returns	2 vs. San Francisco 49ers, Jan 22, 2022

2022 GXG REGULAR SEASON (PACKERS)

DATE	OPPONENT	P/S	RECEIVING					RUSHING				
			NO.	YDS.	AVG.	LG	TD	NO.	YDS.	AVG.	LG	TD
09/11	at Vikings	P	0	0	0.0	0	0	0	0	0.0	0	0
09/18	Bears	P	0	0	0.0	0	0	0	0	0.0	0	0
09/25	at Buccaneers	P	0	0	0.0	0	0	0	0	0.0	0	0
10/02	Patriots	P	0	0	0.0	0	0	0	0	0.0	0	0
2022 TOTALS		4-0	0	0	0.0	0	0	0	0	0.0	0	0

2022 GXG REGULAR SEASON (PACKERS)

DATE	OPPONENT	P/S	KICKOFF RETURNS					PUNT RETURNS					W/L	SCORE
			RET	YDS	AVG	LG	TD	NO	FC	YDS	AVG	LG		
09/11	at Vikings	P	1	14	14.0	14	0	1	4	12	12.0	12	L	7-23
09/18	Bears	P	1	24	24.0	24	0	3	1	20	6.7	20	W	27-10
09/25	at Buccaneers	P	0	0	0.0	0	0	2	3	21	10.5	14	W	14-12
10/02	Patriots	P	3	66	22.0	34	0	2	2	11	5.5	7	W	27-24+
2022 TOTALS		4-0	5	104	20.8	34	0	8	10	64	8.0	20	3-1	

+ - Overtime



# JON RUNYAN 76

GUARD  
MICHIGAN

Third NFL Season | Third Packers Season



Ht: 6-4 | Wt: 307 | Born: August 8, 1997 | NFL Games Played/Started: 37/20 | Acquired: D6a-20

## AT A GLANCE

- » Appeared in all 17 games with 16 starts at left guard (Weeks 2-12, 14-18) last season, one of only two Green Bay offensive linemen (G/T Royce Newman) to start 16-plus games in 2021.
- » Did not commit a penalty last season, one of only four offensive linemen in the NFL to play 800-plus snaps and not be penalized in 2021.
- » Played in all 16 contests in 2020, the only Green Bay rookie to appear in every game, seeing time at both guard spots.
- » Earned first-team All-Big Ten honors from the conference's coaches as both a junior and a senior, also taking home first-team recognition from the media as a senior in 2019.
- » Was a two-time recipient (2018-19) of the Hugh R. Radar Award as the University of Michigan's top offensive lineman and was named to the watch list for the Outland Trophy in 2019.
- » Appeared in 32 career games with 25 starts for the Wolverines, opening 24 contests at left tackle and one at right tackle.

**2022 SEASON:** Has started all four games at LG...Has helped the Packers average 145.0 rushing yards per game, good for No. 7 in the NFL...**At Minnesota (Sept. 11):** Started at LG and played 31 snaps, but sustained a concussion early in the third quarter and was sidelined for the remainder of the game...**Vs. Chicago (Sept. 18):** Started at LG and played all 68 snaps as part of a line that cleared the way for Green Bay to rack up 203 yards on 38 carries (5.3 avg.), its first 200-yard rushing game since Dec. 27, 2020, vs. Tennessee (37-234)...**At Tampa Bay (Sept. 25):** Started at LG and played all 62 snaps, part of a line that allowed only one sack of QB Aaron Rodgers...**Vs. New England (Oct. 2):** Started at LG and played all 73 snaps as the line helped the offense rack up a season-high 443 yards and allowed only one sack of Rodgers for the second straight game.

## JON RUNYAN'S NFL REGULAR-SEASON STATISTICS

DATE	TEAM	GP	GS
2020	Packers	16	0
2021	Packers	17	16
2022	Packers	4	4
NFL TOTALS		37	20

## JON RUNYAN'S NFL POSTSEASON STATISTICS

DATE	TEAM	GP	GS
2020	Packers	2	0
2021	Packers	1	1
NFL TOTALS		3	1

## 2022 GXG REGULAR SEASON (PACKERS)

DATE	OPPONENT	P/S	W/L	SCORE
09/11	at Vikings	S	L	7-23
09/18	Bears	S	W	27-10
09/25	at Buccaneers	S	W	14-12
10/02	Patriots	S	W	27-24
2022 TOTALS		4-4	3-1	

+ - Overtime



# DARNELL SAVAGE

## 26

SAFETY  
MARYLAND

Fourth NFL Season | Fourth Packers Season



Ht: 5-11 | Wt: 198 | Born: July 30, 1997 | NFL Games Played/Started: 50/50 | Acquired: D1b-19

### AT A GLANCE

- » Is one of six NFL safeties, including teammate Adrian Amos, who have posted 55-plus tackles, five-plus passes defended and two-plus interceptions each season from 2019-21 (Stathead.com).
- » Posted a team-high eight interceptions from 2019-21, No. 10 among NFL safeties over that span (Stathead.com).
- » Has registered multiple INTs in each of his first three seasons in the NFL (2019-21), the only Green Bay safety to do so since 1970.
- » Among NFL safeties, is tied for No. 1 (Justin Simmons) in passes defended (21) and tied for No. 5 in interceptions (six) over the past two seasons (2020-21), according to Stathead.com.
- » Earned All-Big Ten honors from media and coaches in each of his final two seasons at Maryland, being named honorable mention in 2017 and second team in 2018.

**2022 SEASON:** Has started all four games and has recorded 13 tackles (11 solo), a tackle for a loss and a fumble recovery...**At Minnesota (Sept. 11):** Started and played all 62 snaps, finishing with two tackles (both solo)...**Vs. Chicago (Sept. 18):** Started and played all 41 snaps, leading the secondary with six tackles (all solo)...**At Tampa Bay (Sept. 25):** Started and played all 65 defensive snaps, recording an assisted tackle and recovered a WR Breshad Perriman fumble that was forced by LB Quay Walker with under a minute remaining in the first half...**Vs. New England (Oct. 2):** Started and played all 58 defensive snaps, logging four tackles (two solo) and a tackle for a loss when he brought down WR Nelson Agholor for a 2-yard loss on a reception early in the second quarter. Also played seven snaps on special teams.

### REGULAR-SEASON COMPARISON: DEFENSIVE - NEW YORK GIANTS

DATE	OPP	TACKLES										MISC					
		W/L	GP/GS	TOT	SOLO	ASST	SACK	YDS.	INT	TFL	PD	QBH	TD	FF	FR		
12/1/19	GB @ NYG	W	S	3	2	1	0.0	0.0	1	0	1	0	0	0	0	0	0
<b>TOTALS</b>		1/0	1/1	3	2	1	0.0	0.0	1	0	1	0	0	0	0	0	0

### DARNELL SAVAGE'S NFL REGULAR-SEASON DEFENSIVE STATISTICS

		TACKLES										INTERCEPTIONS										ST				MISC		
YEAR	TEAM	GP	GS	TK	S	A	TFL	YDS	SK	YDS	QBH	NO	YDS	LG	TD	PD	FF	FR	TD	YDS	TK	S	A	FF	FR	S	A	
2019	Packers	14	14	61	41	20	1	2	0.0	0.0	1	2	37	28	0	7	2	0	0	0	0	0	0	0	0	0	0	0
2020	Packers	15	15	75	56	19	3	14	1.0	10.0	2	4	13	9	0	12	0	1	0	0	0	0	0	0	0	0	0	0
2021	Packers	17	17	63	48	15	2	1	0.0	0.0	0	2	0	0	0	9	0	0	0	0	0	0	0	0	0	0	0	0
2022	Packers	4	4	13	11	2	1	2	0.0	0.0	0	0	0	0	0	0	1	0	1	0	2	0	0	0	0	0	0	0
NFL TOTALS		50	50	212	156	56	7	19	1.0	10.0	3	8	50	28	0	28	2	2	0	2	0	0	0	0	0	0	0	0

### DARNELL SAVAGE'S NFL POSTSEASON DEFENSIVE STATISTICS

		TACKLES										INTERCEPTIONS										ST				MISC	
YEAR	TEAM	GP	GS	TK	S	A	TFL	YDS	SK	YDS	QBH	NO	YDS	LG	TD	PD	FF	FR	TD	YDS	TK	S	A	FF	S	A	
2019	Packers	2	2	12	9	3	1	4	0.0	0.0	0	0	0	0	0	0	0	0	0	0	0	0	0	0	0	0	0
2020	Packers	2	2	4	3	1	0	0	0.0	0.0	1	0	0	0	0	0	0	0	0	0	0	0	0	0	0	0	0
2021	Packers	1	1	0	0	0	0	0	0.0	0.0	0	0	0	0	0	0	0	0	0	0	0	0	0	0	0	0	0
NFL TOTALS		5	5	16	12	4	1	4	0.0	0.0	1	0	0	0	0	0	0	0	0	0	0	0	0	0	0	0	0

### SINGLE-GAME HIGHS: DEFENSIVE

**Total Tackles** 10 at Chicago Bears, Jan 03, 2021  
8 vs. Cleveland Browns, Dec 25, 2021  
...1 more at 8.

**Solo Tackles** 8 at Chicago Bears, Jan 03, 2021  
8 at Detroit Lions, Dec 13, 2020

**Sacks** 1.0 at Detroit Lions, Dec 13, 2020

**Passes Defensed** 3 vs. Tennessee Titans, Dec 27, 2020  
2 at Minnesota Vikings, Nov 21, 2021  
...4 more at 2.

**Forced Fumbles** 1 vs. Washington Redskins, Dec 08, 2019  
1 vs. Minnesota Vikings, Sep 15, 2019

**Fumble Recoveries** 1 at Indianapolis Colts, Nov 22, 2020

**Tackles For Loss** 1 vs. New England Patriots, Oct 02, 2022  
1 at Kansas City Chiefs, Nov 07, 2021  
...5 more at 1.

**Interceptions** 2 vs. Chicago Bears, Nov 29, 2020  
1 vs. Cleveland Browns, Dec 25, 2021  
...5 more at 1.

**Interception Return Yards** 28 at New York Giants, Dec 01, 2019  
9 vs. Tennessee Titans, Dec 27, 2020  
...1 more at 9.

### 2022 GXG REGULAR SEASON (PACKERS)

DATE	OPPONENT	P/S	TK	S	A	SK	YDS	INT	PD	FF	FR
09/11	at Vikings	S	2	2	0	0	0.0	0	0	0	0
09/18	Bears	S	6	6	0	0	0.0	0	0	0	0
09/25	at Buccaneers	S	1	1	0	0	0.0	0	0	0	1
10/02	Patriots	S	4	2	2	0	0.0	0	0	0	0
2022 TOTALS		4-4	13	11	2	0	0.0	0	0	0	1



# T.J. SLATON

## 93

DEFENSIVE LINEMAN  
FLORIDA

Second NFL Season | Second Packers Season



Ht: 6-4 | Wt: 330 | Born: October 3, 1997 | NFL Games Played/Started: 21/0 | Acquired: D5a-21

### AT A GLANCE

- » Played in all 17 games as a rookie, posting 23 tackles (14 solo), a sack, two QB hits and a blocked FG. Also appeared in the Divisional Playoff and registered a tackle for a loss.
- » Played in 45 games with 14 starts in four seasons at Florida (2017-20), recording 98 tackles (34 solo), 3½ sacks, 10 tackles for a loss, nine QB hurries, a pass defended and a fumble recovery.
- » Selected by the Packers as the first of two picks in the fifth round (No. 173 overall) of the 2021 NFL Draft, the first defensive lineman drafted out of the University of Florida in franchise history.
- » Was selected to the 2017 U.S. Army All-American Bowl as an offensive lineman following his senior season at American Heritage School (Plantation, Fla.), where he was coached by former NFL cornerback Patrick Surtain Sr.

**2022 SEASON:** Has played in all four games and has posted two tackles (one solo)...**At Minnesota (Sept. 11):** Appeared on 18 snaps on defense, recording an assisted tackle, and six plays on special teams...**Vs. Chicago (Sept. 18):** Appeared on 14 plays on defense and seven on special teams...**At Tampa Bay (Sept. 25):** Appeared on 13 defensive snaps and four on special teams....**Vs. New England (Oct. 2):** Posted a solo tackle in 14 snaps of work on defense and also played nine special teams snaps.

### T.J. SLATON'S NFL REGULAR-SEASON DEFENSIVE STATISTICS

		TACKLES										INTERCEPTIONS										ST					MISC	
YEAR	TEAM	GP	GS	TK	S	A	TFL	YDS	SK	YDS	QBH	NO	YDS	LG	TD	PD	FF	FR	TD	YDS	TK	S	A	FF	FR	S	A	
2021	Packers	17	0	23	14	9	0	0	1.0	4.5	2	0	0	0	0	0	0	0	0	0	0	0	0	0	0	0	0	
2022	Packers	4	0	2	1	1	0	0	0.0	0.0	0	0	0	0	0	0	0	0	0	0	0	0	0	0	0	0	0	
NFL TOTALS		21	0	25	15	10	0	0	1.0	4.5	2	0	0	0	0	0	0	0	0	0	0	0	0	0	0	0	0	

### T.J. SLATON'S NFL POSTSEASON DEFENSIVE STATISTICS

		TACKLES										INTERCEPTIONS										ST					MISC	
YEAR	TEAM	GP	GS	TK	S	A	TFL	YDS	SK	YDS	QBH	NO	YDS	LG	TD	PD	FF	FR	TD	YDS	TK	S	A	FF	FR	S	A	
2021	Packers	1	0	1	1	0	1	2	0.0	0.0	0	0	0	0	0	0	0	0	0	0	0	0	0	0	0	0	0	
NFL TOTALS		1	0	1	1	0	1	2	0.0	0.0	0	0	0	0	0	0	0	0	0	0	0	0	0	0	0	0	0	

### SINGLE-GAME HIGHS: DEFENSIVE

**Total Tackles** 4 at Baltimore Ravens, Dec 19, 2021  
4 at Kansas City Chiefs, Nov 07, 2021  
**Solo Tackles** 3 at Kansas City Chiefs, Nov 07, 2021  
2 at Detroit Lions, Jan 09, 2022  
...2 more at 2.

**Sacks** 0.5 at Cincinnati Bengals, Oct 10, 2021  
0.5 at San Francisco 49ers, Sep 26, 2021

### 2022 GXG REGULAR SEASON (PACKERS)

DATE	OPPONENT	P/S	TK	S	A	SK	YDS	INT	PD	FF	FR
09/11	at Vikings	P	1	0	1	0.0	0.0	0	0	0	0
09/18	Bears	P	0	0	0	0.0	0.0	0	0	0	0
09/25	at Buccaneers	P	0	0	0	0.0	0.0	0	0	0	0
10/02	Patriots	P	1	1	0	0.0	0.0	0	0	0	0
2022 TOTALS		4-0	2	1	1	0.0	0.0	0	0	0	0

# PRESTON SMITH

## 91

LINEBACKER  
MISSISSIPPI STATE

Eighth NFL Season | Fourth Packers Season



Ht: 6-5 | Wt: 265 | Born: November 17, 1992 | NFL Games Played/Started: 116/99 | Acquired: UFA (Was.)-19

### AT A GLANCE

- » Was the only player in the NFL with 25-plus sacks (49.5), five-plus INTs (five) and four-plus forced fumbles (seven) from 2015-21.
- » Joined with Rashan Gary in 2021 to become just the second linebacker duo in team history (since 1982) to both register nine-plus sacks in the same season.
- » In 2019, teamed with LB Za'Darius Smith (13½) as the only duo in NFL history with 12-plus sacks each in their first season as teammates.
- » Was named a Pro Bowl alternate in 2019 in his first season with the Packers after ranking No. 8 in the NFL with a career-best 12 sacks and finishing No. 2 on the team with 29 QB hits and 43 QB pressures.
- » Played in 64 games with 50 starts for the Washington Redskins (2015-18), including starts in all 48 games over his final three seasons with the team.
- » Played collegiately at Mississippi State from 2011-14. As a senior, earned first-team All-SEC honors from the league's coaches and became the first player in conference history to be named SEC Defensive Lineman of the Week for three consecutive weeks.

**2022 SEASON:** Has started all four contests, registering 13 tackles (seven solo), 2.5 sacks (No. 2 on the team), two tackles for a loss and six QB hits (tied for the team lead)...**At Minnesota (Sept. 11):** Led the OLBs with 53 defensive snaps and registered three tackles (two solo) as well as two QB hits. Took down RB Dalvin Cook for no gain midway through the first quarter and teamed with DL Jarran Reed to stop RB Alexander Mattison for a loss of a yard in the fourth quarter...**vs. Chicago (Sept. 18):** Led the defense with seven tackles (four solo), two sacks, two tackles for a loss and three QB hits. Took QB Justin Fields down early in the second quarter for a loss of 5 yards and early in the fourth quarter for a loss of 10 yards. It was his eighth career game with two-plus sacks and his fifth as a Packer...**At Tampa Bay (Sept. 25):** Played 51 snaps on defense and two on special teams...**vs. New England (Oct. 4):** Posted three tackles (one solo) and a QB hit and teamed with DL Dean Lowry to sack QB Bradley Zappe in the third quarter.

### REGULAR-SEASON COMPARISON: DEFENSIVE - NEW YORK GIANTS

DATE	OPP	W/L	GP/GS	TOT	TACKLES					SACK	YDS.	INT	TFL	PD	QBH	MISC			
					SOLO	ASST										TD	FF	FR	FR
11/29/15	WAS vs. NYG	W	P	3	1	2	0.0	0.0	0	0	0	0	1	1	0	0	0	0	0
9/25/16	WAS @ NYG	W	S	5	4	1	0.0	0.0	0	0	1	0	0	0	0	0	0	0	0
1/1/17	WAS vs. NYG	L	S	4	1	3	0.0	0.0	0	0	0	0	0	0	0	0	0	0	0
12/31/17	WAS @ NYG	L	S	3	2	1	0.0	0.0	1	0	1	0	1	0	0	0	0	0	0
10/28/18	WAS @ NYG	W	S	3	1	2	0.0	0.0	0	1	1	0	1	0	0	0	0	0	0
12/9/18	WAS vs. NYG	L	S	5	3	2	0.0	0.0	0	1	0	1	0	1	0	0	0	0	0
12/1/19	GB @ NYG	W	S	2	1	1	0.0	0.0	0	0	0	0	0	2	0	0	0	0	0
<b>TOTALS</b>		<b>4/3</b>	<b>7/6</b>	<b>25</b>	<b>13</b>	<b>12</b>	<b>0.0</b>	<b>0.0</b>	<b>1</b>	<b>2</b>	<b>4</b>	<b>4</b>	<b>0</b>	<b>0</b>	<b>0</b>	<b>0</b>	<b>0</b>	<b>0</b>	<b>0</b>

### PRESTON SMITH'S NFL REGULAR-SEASON DEFENSIVE STATISTICS

		TACKLES									INTERCEPTIONS									ST				MISC				
YEAR	TEAM	GP	GS	TK	S	A	TFL	YDS	SK	YDS	QBH	NO	YDS	LG	TD	PD	FF	FR	TD	YDS	TK	S	A	FF	FR	S	A	
2015	Redskins	16	2	30	20	10	6	39	8.0	77.0	10	0	0	0	4	2	1	0	0	0	5	4	1	1	0	0	0	0
2016	Redskins	16	16	38	22	16	8	37	4.5	31.5	12	1	22	22	0	3	0	0	0	0	0	0	0	0	0	0	0	0
2017	Redskins	16	16	42	31	11	10	48	8.0	40.5	21	2	26	18	0	3	1	1	0	12	0	0	0	0	0	0	0	0
2018	Redskins	16	16	53	30	23	5	26	4.0	32.5	16	1	3	3	0	3	0	1	1	1	0	0	0	0	0	0	0	0
2019	Packers	16	16	75	42	33	11	69	12.0	88.0	29	1	5	5	0	3	1	0	0	0	0	0	0	0	0	0	0	0
2020	Packers	16	13	42	29	13	7	25	4.0	24.0	11	0	0	0	0	3	0	1	1	14	0	0	0	0	0	0	0	0
2021	Packers	16	16	38	25	13	9	55	9.0	65.0	17	0	0	0	0	2	2	1	0	6	0	0	0	0	0	0	0	0
2022	Packers	4	4	13	7	6	2	15	2.5	18.0	6	0	0	0	0	0	0	0	0	0	0	0	0	0	0	0	0	0
NFL TOTALS		116	99	331	206	125	58	314	52.0	376.5	122	5	56	22	0	21	6	5	2	33	5	4	1	1	0	0	0	0

### PRESTON SMITH'S NFL POSTSEASON DEFENSIVE STATISTICS

		TACKLES										INTERCEPTIONS										ST				MISC	
YEAR	TEAM	GP	GS	TK	S	A	TFL	YDS	SK	YDS	QBH	NO	YDS	LG	TD	PD	FF	FR	TD	YDS	TK	S	A	FF	FR	S	A
2015	Redskins	1	0	3	2	1	1	5	1.0	5.0	1	0	0	0	0	0	0	0	0	0	0	0	0	0	0	0	0
2019	Packers	2	2	7	4	3	1	6	2.0	6.0	3	0	0	0	0	0	0	0	0	0	0	0	0	0	0	0	0
2020	Packers	2	2	6	4	2	0	0	0.0	0.0	2	0	0	0	0	2	0	0	0	0	0	0	0	0	0	0	0
2021	Packers	1	1	9	6	3	0	0	0.0	0.0	0	0	0	0	0	0	0	0	0	0	0	0	0	0	0	0	0
NFL TOTALS		6	5	25	16	9	2	11	3.0	11.0	6	0	0	0	0	2	0	0	0	0	0	0	0	0	0	0	0

SINGLE-GAME HIGHS: DEFENSIVE

Total Tackles	9 vs. Carolina Panthers, Nov 10, 2019 9 at Los Angeles Chargers, Nov 03, 2019
Solo Tackles	7 vs. Carolina Panthers, Nov 10, 2019 6 at Los Angeles Chargers, Nov 03, 2019 ...1 more at 6.
Sacks	3.0 vs. Denver Broncos, Sep 22, 2019 3.0 at Philadelphia Eagles, Dec 26, 2015
Passes Defensed	1 vs. Minnesota Vikings, Jan 02, 2022 1 vs. Los Angeles Rams, Nov 28, 2021 ...19 more at 1.
Forced Fumbles	1 vs. Chicago Bears, Dec 12, 2021 1 at Minnesota Vikings, Nov 21, 2021 ...4 more at 1.

Fumble Recoveries	1 vs. Los Angeles Rams, Nov 28, 2021 1 vs. Chicago Bears, Nov 29, 2020 ...3 more at 1.
Tackles For Loss	2 vs. Chicago Bears, Sep 18, 2022 2 vs. Minnesota Vikings, Jan 02, 2022 ...11 more at 2.
Interceptions	1 vs. Minnesota Vikings, Sep 15, 2019 1 vs. Houston Texans, Nov 18, 2018 ...3 more at 1.
Interception Return Yards	22 vs. Minnesota Vikings, Nov 13, 2016 18 vs. Arizona Cardinals, Dec 17, 2017

2022 GXG REGULAR SEASON (PACKERS)

DATE	OPPONENT	P/S	TK	S	A	SK	YDS	INT	PD	FF	FR
09/11	at Vikings	S	3	2	1	0	0	0	0	0	0
09/18	Bears	S	7	4	3	2	0	15	0	0	0
09/25	at Buccaneers	S	0	0	0	0	0	0	0	0	0
10/02	Patriots	S	3	1	2	0	5	3	0	0	0
2022 TOTALS		4-4	13	7	6	2	5	18	0	0	0

# ERIC STOKES

## 21

CORNERBACK  
GEORGIA

Second NFL Season | Second Packers Season



Ht: 6-0 | Wt: 194 | Born: March 1, 1999 | NFL Games Played/Started: 20/18 | Acquired: D1-21

### AT A GLANCE

- » Played in 16 games with 14 starts as a rookie and recorded a team-high 14 passes defended, tied for No. 11 overall and tied for No. 1 among NFL rookies last season.
- » For all NFL defensive backs targeted over 45 times, ranked No. 4 in the league in lowest completion percentage (49.5) when targeted (Stathead.com).
- » Started at CB in all nine regular-season games as a junior in 2020, earning first-team All-Southeastern Conference honors from The Associated Press after finishing tied for No. 2 in the conference and tied for No. 8 in the nation with four interceptions.
- » Was tied for No. 2 in the country in 2020 with two INT returns for TDs, posting a 30-yard TD at Arkansas and a 37-yard TD vs. Florida.
- » Earned Class 4A honorable mention from the Atlanta Journal-Constitution as a senior at Eastside High School (Covington, Ga.) in 2016 after posting 20 tackles, two INTs and five passes defended.

**2022 SEASON:** Has played every defensive snap, posting 12 tackles (10 solo) while also contributing on special teams, registering a tackle...**At Minnesota (Sept. 11):** Recorded four tackles (three solo) on defense and also appeared on 12 special teams plays, registering a tackle...**vs. Chicago (Sept. 18):** Finished with two tackles (one solo) on defense and logged 12 snaps on special teams...**At Tampa Bay (Sept. 25):** One of four players to play all 65 defensive snaps, posting a tackle (solo)...**vs. New England (Oct. 2):** Finished with five tackles (all solo). Made two tackles within 3 yards of the line of scrimmage and two tackles on third down that were short of the yard to gain, forcing a punt both times.

### ERIC STOKES' NFL REGULAR-SEASON DEFENSIVE STATISTICS

			TACKLES										INTERCEPTIONS										ST					MISC				
YEAR	TEAM	GP	GS	TK	S	A	TFL	YDS	SK	YDS	QBH	NO	YDS	LG	TD	PD	FF	FR	TD	YDS	TK	S	A	FF	FR	S	A					
2021	Packers	16	14	55	43	12	0	0	0.0	0.0	0	1	0	0	0	14	0	0	0	0	0	0	0	0	0	0	0					
2022	Packers	4	4	12	10	2	0	0	0.0	0.0	0	0	0	0	0	0	0	0	0	0	1	1	0	0	0	0	0					
NFL TOTALS		20	18	67	53	14	0	0	0.0	0.0	0	1	0	0	0	14	0	0	0	0	1	1	0	0	0	0	0					

### ERIC STOKES' NFL POSTSEASON DEFENSIVE STATISTICS

		TACKLES										INTERCEPTIONS										ST					MISC				
YEAR	TEAM	GP	GS	TK	S	A	TFL	YDS	SK	YDS	QBH	NO	YDS	LG	TD	PD	FF	FR	TD	YDS	TK	S	A	FF	FR	S	A	FF	FR	S	A
2021	Packers	1	1	4	3	1	0	0	0.0	0.0	0	0	0	0	0	0	0	0	0	0	0	0	0	0	0	0	0	0	0	0	0
NFL TOTALS		1	1	4	3	1	0	0	0.0	0.0	0	0	0	0	0	0	0	0	0	0	0	0	0	0	0	0	0	0	0	0	0

### SINGLE-GAME HIGHS: DEFENSIVE

**Total Tackles** 8 vs. Pittsburgh Steelers, Oct 03, 2021  
7 at Baltimore Ravens, Dec 19, 2021  
**Solo Tackles** 8 vs. Pittsburgh Steelers, Oct 03, 2021  
7 at Baltimore Ravens, Dec 19, 2021

**Passes Defended** 2 vs. Los Angeles Rams, Nov 28, 2021  
2 vs. Pittsburgh Steelers, Oct 03, 2021  
...1 more at 2  
**Interceptions** 1 vs. Pittsburgh Steelers, Oct 03, 2021

### 2022 GYG REGULAR SEASON (PACKERS)

DATE	OPPONENT	P/S	TK	S	A	SK	YDS	INT	PD	FF	FR
09/11	at Vikings	S	4	3	1	0	0	0	0	0	0
09/18	Bears	S	2	1	1	0	0	0	0	0	0
09/25	at Buccaneers	S	1	1	0	0	0	0	0	0	0
10/02	Patriots	S	5	5	0	0	0	0	0	0	0
2022 TOTALS		4-4	12	10	2	0	0	0	0	0	0

# PATRICK TAYLOR 27

RUNNING BACK  
MEMPHIS

Second NFL Season | Second Packers Season



Ht: 6-2 | Wt: 217 | Born: April 29, 1998 | NFL Games Played/Started: 12/0 | Acquired: FA-20

## AT A GLANCE

- » Appeared in nine games for the Packers last season and posted 23 carries for 89 yards (3.9 avg.) and a TD.
- » Spent the entire 2020 season on the reserve/non-football injury list. Originally signed with the Packers as an undrafted free agent on April 30, 2020.
- » Played in 45 games with four starts at Memphis and finished his career with 2,884 rushing yards and 36 TDs on 536 carries (5.4 avg.).
- » Finished his career ranked No. 3 in school history in rushing yards, tied for No. 2 in rushing TDs, No. 4 in carries, tied for No. 5 in yards per carry and No. 5 in all-purpose yards (3,322).

**2022 SEASON:** Has appeared in three games, seeing time on special teams...Was elevated from the practice squad to the active roster in Week 2 vs. Chicago and then was signed to the active roster on Sept. 24...**Vs. Chicago (Sept. 18):** Appeared on eight plays on special teams...**At Tampa Bay (Sept. 25):** Played 10 snaps on special teams...**Vs. New England (Oct. 2):** Appeared on 11 plays on special teams.

## PATRICK TAYLOR'S NFL REGULAR-SEASON RUSHING/RECEIVING STATISTICS

DATE	TEAM	GP	GS	RUSHING					RECEIVING				
				NO.	YDS.	AVG.	LG	TD	NO.	YDS.	AVG.	LG	TD
2021	Packers	9	0	23	89	3.9	12	1	2	3	1.5	3	0
2022	Packers	3	0	0	0	0.0	0	0	0	0	0.0	0	0
NFL TOTALS		12	0	23	89	3.9	12	1	2	3	1.5	3	0

## PATRICK TAYLOR'S NFL POSTSEASON RUSHING/RECEIVING STATISTICS

DATE	TEAM	GP	GS	RUSHING					RECEIVING				
				NO.	YDS.	AVG.	LG	TD	NO.	YDS.	AVG.	LG	TD
2021	Packers	1	0	0	0	0.0	0	0	0	0	0.0	0	0
NFL TOTALS		1	0	0	0	0.0	0	0	0	0	0.0	0	0

## 2022 GXG REGULAR SEASON (PACKERS)

DATE	OPPONENT	P/S	RUSHING					RECEIVING				
			NO.	YDS.	AVG.	LG	TD	NO.	YDS.	AVG.	LG	TD
09/11	at Vikings							PRACTICE SQUAD				
09/18	Bears							PRACTICE SQUAD				
09/25	at Buccaneers	P	0	0	0.0	0	0	0	0	0.0	0	0
10/02	Patriots	P	0	0	0.0	0	0	0	0	0.0	0	0
2022 TOTALS		2-0	0	0	0.0	0	0	0	0	0.0	0	0



# ZACH TOM 50

OFFENSIVE LINEMAN  
WAKE FOREST

Rookie



Ht: 6-4 | Wt: 304 | Born: March 26, 1999 | NFL Games Played/Started: 1/0 | Acquired: D4b-22

## AT A GLANCE

- » Appeared in 48 games with 37 starts (23 at left tackle, 14 at center) over the course of four seasons at Wake Forest (2018-21), including all 36 games over the last three seasons.
- » Played on 3,107 snaps over the course of his career and gave up just two sacks.
- » In 2021, earned second-team All-America honors from Phil Steele's College Football, The Athletic and the Football Writers Association of America and earned first-team All-Atlantic Coast Conference honors from the coaches and media.
- » Started all 13 games in 2019 and was named honorable mention All-ACC.
- » Earned first-team all-state honors from the Louisiana Sports Writers Association and first-team All-District 5-5A recognition as a senior as he helped Catholic High School (Baton Rouge, La.) to an undefeated regular season.

**2022 SEASON:** Has seen action in one game...Dressed, but did not play in the other three contests...**At Minnesota (Sept. 11):** Took over at LG early in the third quarter for an injured Jon Runyan (concussion) and played the final 30 snaps of the game in his NFL debut...**Vs. Chicago (Sept. 18):** Dressed, but did not see any action...**At Tampa Bay (Sept. 25):** Was active, but did not see any action...**Vs. New England (Oct. 2):** Dressed, but did not play.

## ZACH TOM'S NFL REGULAR-SEASON STATISTICS

DATE	TEAM	GP	GS
2022	Packers	1	0
NFL TOTALS		1	0

## 2022 GXG REGULAR SEASON (PACKERS)

DATE	OPPONENT	P/S		W/L	SCORE
09/11	at Vikings	P		L	7-23
09/18	Bears		DID NOT PLAY (NON-INJURY)	W	27-10
09/25	at Buccaneers		DID NOT PLAY (NON-INJURY)	W	14-12
10/02	Patriots		DID NOT PLAY (NON-INJURY)	W	27-24.
2022 TOTALS		1-0		3-1	

+ - Overtime





# ROBERT TONYAN

## 85

TIGHT END  
INDIANA STATE

Fifth NFL Season | Fifth Packers Season



Ht: 6-5 | Wt: 240 | Born: April 30, 1994 | NFL Games Played/Started: 55/17 | Acquired: FA-17

### AT A GLANCE

- » Last name is pronounced TUN-yin.
- » Tied the single-season franchise record (Paul Coffman, 1984) for the most TD receptions by a tight end with 11 in 2020, which was also tied with Chiefs TE Travis Kelce for the league lead among TEs.
- » Became the first Green Bay TE to lead the NFL in TD receptions since Bubba Franks in 2002 (tied for No. 1 with seven).
- » Posted career highs for receptions (52) and receiving yards (586) in 2020, joining Coffman (54-814-11 in 1983) as the only TEs in team history to register 45-plus catches, 500-plus receiving yards and nine-plus receiving TDs in a season.
- » Registered a TD catch in five straight games in 2020 (Weeks 11-15), the longest streak by a TE in franchise history.
- » Joined the Packers in December 2017 and spent the final four weeks that season on Green Bay's practice squad. Originally entered the NFL with the Detroit Lions in May 2017 as an undrafted free agent.
- » Played WR for his final three seasons at Indiana State, where he finished as the school's leader in career TD receptions (20), single-season TD receptions (10, 2016) and most consecutive games with a reception (21, 2015-16).

**2022 SEASON:** Has appeared in all four games with one start and ranks No. 2 on the team with 13 receptions for 106 yards (8.2 avg.) and a TD...**At Minnesota (Sept. 11):** Started and played 22 snaps in his first game action since Week 8 last season and posted three receptions for 36 yards (12.0 avg.)...**Vs. Chicago (Sept. 18):** Appeared on 27 snaps and caught two passes for 11 yards (5.5 avg.)...**At Tampa Bay (Sept. 25):** Started and played 36 snaps, ranking No. 2 on the team with a season-high six receptions for 37 yards (6.2 avg.)...**Vs. New England (Oct. 2):** Played 32 snaps and caught two passes for 22 yards (11.0 avg.), highlighted by a 20-yard TD reception over the middle early in the third quarter.

### REGULAR-SEASON COMPARISON: RECEIVING - NEW YORK GIANTS

DATE	OPP	W/L	GP/GS	REC	YDS.	AVG.	TD	LG	TGTS	YAC
12/1/19	GB @ NYG			0	0	0	0	0	1	0
<b>TOTALS</b>			1/0	0	0	0	0	0	1	0

### ROBERT TONYAN'S NFL REGULAR-SEASON RECEIVING STATISTICS

RECEIVING									
DATE	TEAM	GP	GS	NO.	YDS.	AVG.	LG	TD	
2018	Packers	16	1	4	77	19.3	54t	1	
2019	Packers	11	1	10	100	10.0	28	1	
2020	Packers	16	8	52	586	11.3	45	11	
2021	Packers	8	5	18	204	11.3	33	2	
2022	Packers	4	2	13	106	8.2	23	1	
<b>NFL TOTALS</b>		55	17	97	1,073	11.1	54t	16	

### ROBERT TONYAN'S NFL POSTSEASON RECEIVING STATISTICS

RECEIVING									
DATE	TEAM	GP	GS	NO.	YDS.	AVG.	LG	TD	
2019	Packers	2	0	0	0	0.0	0	0	
2020	Packers	2	0	8	82	10.3	33	1	
<b>NFL TOTALS</b>		4	0	8	82	10.3	33	1	

### SINGLE-GAME HIGHS: RECEIVING

<b>Receptions</b>	6 at Tampa Bay Buccaneers, Sep 25, 2022 6 vs. Atlanta Falcons, Oct 05, 2020 98 vs. Atlanta Falcons, Oct 05, 2020 79 vs. Minnesota Vikings, Nov 01, 2020 17.3 vs. Detroit Lions, Sep 20, 2021 16.3 at Arizona Cardinals, Oct 28, 2021 ...1 more at 16.3.	<b>Longest Receptions</b>	54t at Seattle Seahawks, Nov 15, 2018 45 vs. Minnesota Vikings, Nov 01, 2020 3 vs. Atlanta Falcons, Oct 05, 2020 1 vs. Washington Football Team, Oct 24, 2021 ...11 more at 1.
<b>Receiving Yards</b>		<b>Receiving TDs</b>	

### 2022 GXG REGULAR SEASON (PACKERS)

RECEIVING										RUSHING				
DATE	OPPONENT	P/S	NO.	YDS.	AVG.	LG	TD	NO.	YDS.	AVG.	LG	TD		
09/11	at Vikings	S	3	36	12.0	23	0	0	0	0.0	0	0		
09/18	Bears	P	2	11	5.5	9	0	0	0	0.0	0	0		
09/25	at Buccaneers	S	6	37	6.2	9	0	0	0	0.0	0	0		
10/02	Patriots	P	2	22	11.0	20t	1	0	0	0.0	0	0		
<b>2022 TOTALS</b>		4-2	13	106	8.2	23	1	0	0	0.0	0	0		

# SAMORI TOURE

## 83

WIDE RECEIVER  
NEBRASKA

Rookie



Ht: 6-1 | Wt: 191 | Born: March 24, 1998 | Acquired: D7d-22

### AT A GLANCE

- » Name is pronounced suh-MORE-ee too-ray.
- » As a senior at Nebraska in 2021, led the Big Ten in yards per reception (19.5 avg), the second-best single-season mark (min. 40 rec.) in school history.
- » Ranked No. 6 in the Big Ten in 2021 with 898 receiving yards and matched the single-season school record with five 100-yard receiving games.
- » As a junior at Montana in 2019, ranked No. 2 in the FCS with a school-record 1,495 receiving yards and 13 TDs on a school-record 87 receptions (17.2 avg.).
- » Set a single-game school record with 303 receiving yards vs. Southeast Louisiana in 2019, also topping the mark set by Marshall WR Randy Moss (288 yards vs. Delaware in 1996) for the most receiving yards in an FCS playoff game.
- » Selected by the Packers with the fourth of four picks in the seventh round (No. 258 overall) of the 2022 NFL Draft, becoming the first wide receiver from the University of Nebraska to be selected by Green Bay since Frank Lockett in 1979 (10th round).

**2022 SEASON:** Has been inactive for all four games...**At Minnesota (Sept. 11):** Inactive (healthy scratch)...**Vs. Chicago (Sept. 18):** Inactive (healthy scratch)...**At Tampa Bay (Sept. 25):** Inactive (healthy scratch)...**Vs. New England (Oct. 2):** Inactive (healthy scratch).

### 2022 GXG REGULAR SEASON (PACKERS)

DATE	OPPONENT	P/S	RECEIVING					RUSHING				
			NO.	YDS.	AVG.	LG	TD	NO.	YDS.	AVG.	LG	TD
09/11	at Vikings							ON INACTIVE LIST				
09/18	Bears							ON INACTIVE LIST				
09/25	at Buccaneers							ON INACTIVE LIST				
10/02	Patriots							ON INACTIVE LIST				
<b>2022 TOTALS</b>		<b>0-0</b>	<b>0</b>	<b>0</b>	<b>0.0</b>	<b>0</b>	<b>0</b>	<b>0</b>	<b>0</b>	<b>0.0</b>	<b>0</b>	<b>0</b>



# QUAY WALKER

## 7

LINEBACKER  
GEORGIA

Rookie



Ht: 6-4 | Wt: 241 | Born: May 8, 2000 | NFL Games Played/Started: 4/3 | Acquired: D1a-22

### AT A GLANCE

- » Started at LB in all 15 games as a senior in 2021, tying for No. 3 on the team with a career-high 67 tackles (39 solo) while adding 5½ tackles for a loss, 1½ sacks and 25 QB pressures.
- » Was part of a Georgia defense that ranked No. 1 in the country in 2021 in points allowed (10.2 ppg), the top mark posted since Alabama (8.2 ppg) in 2011, and helped the Bulldogs win their first national championship since 1980.
- » Posted a team-high eight tackles (seven solo) and a career-high six QB pressures vs. Alabama in the College Football Playoff title game.
- » Selected by the Packers with the first of two picks in the first round (No. 22 overall) of the 2022 NFL Draft, the first University of Georgia linebacker to be drafted in the first round since Roquan Smith in 2018 (Chicago, No. 8 overall).
- » Became the first inside LB to be selected by the Packers in the first round since LB A.J. Hawk in 2006 (No. 5 overall).
- » Earned Class 3A first-team all-state honors from the Atlanta Journal-Constitution as a senior at Crisp County High School (Cordele, Ga.) in 2017 after posting 76 tackles, 10 tackles for a loss and five passes defended.

**2022 SEASON:** Has started three of four contests and is No. 2 on the team with 25 tackles (17 solo), a tackle for a loss, a forced fumble and a pass defended...Has a tackle on special teams...**At Minnesota (Sept. 11):** Started in his NFL debut and played 38 snaps on defense before a shoulder injury ended his day in the third quarter. Finished with eight tackles, including a team-high seven solo tackles...**Vs. Chicago (Sept. 18):** Tied for No. 3 on the team with five tackles (three solo) and a pass defended...**At Tampa Bay (Sept. 25):** Finished No. 4 on the team with five tackles (three solo) and in the final minute of the second quarter, forced a fumble (first of his career) by WR Breshad Perriman at the GB 26-yard line that was recovered by S Darnell Savage...**Vs. New England (Oct. 2):** Tied for No. 2 on the team with seven tackles (four solo) and a tackle for loss while also recording a tackle on special teams. Early in the second quarter, tracked RB Rhamondre Stevenson to the outside and tackled him for a loss of 2 yards.

### QUAY WALKER'S NFL REGULAR-SEASON DEFENSIVE STATISTICS

		TACKLES										INTERCEPTIONS										ST				MISC	
YEAR	TEAM	GP	GS	TK	S	A	TFL	YDS	SK	YDS	QBH	NO	YDS	LG	TD	PD	FF	FR	TD	YDS	TK	S	A	FF	FR	S	A
2022	Packers	4	3	25	17	8	1	2	0.0	0.0	0	0	0	0	0	1	1	0	0	0	1	1	0	0	0	0	0
NFL TOTALS		4	3	25	17	8	1	2	0.0	0.0	0	0	0	0	0	1	1	0	0	0	1	1	0	0	0	0	0

### 2022 GXG REGULAR SEASON (PACKERS)

DATE	OPPONENT	P/S	TK	S	A	SK	YDS	INT	PD	FF	FR
09/11	at Vikings	S	8	7	1	0	0	0	0	0	0
09/18	Bears	S	5	3	2	0	0	0	1	0	0
09/25	at Buccaneers	P	5	3	2	0	0	0	0	1	0
10/02	Patriots	S	7	4	3	0	0	0	0	0	0
2022 TOTALS		4-3	25	17	8	0	0	0	1	1	0

# RASHEED WALKER

## 63

TACKLE  
PENN STATE

Rookie



Ht: 6-6 | Wt: 324 | Born: February 13, 2000 | Acquired: D7c-22

### AT A GLANCE

- » Played in 36 games over four seasons at Penn State, starting the final 32 contests at left tackle.
- » Earned third-team All-Big Ten honors from the media and honorable mention from the coaches in both of his final two seasons (2020-21).
- » Helped Penn State rank No. 3 in the Big Ten in scoring in 2020 (29.8 ppg) and No. 2 in 2019 (35.8 ppg).
- » Selected by the Packers with the third of four picks in the seventh round (No. 249 overall), becoming the first offensive lineman drafted by Green Bay out of Penn State since G Marco Rivera (sixth round, No. 208 overall) in 1996.
- » Earned first-team All-USA Maryland Football Team honors from USA Today as a senior at North Point High School (Waldorf, Md.) and was selected to the U.S. Army All-American Bowl.

**2022 SEASON:** Has been active for two games, but has not seen any action...Has been inactive for two contests...**At Minnesota (Sept. 11):** Dressed, but did not see any action...**Vs. Chicago (Sept. 18):** Was active, but did not play...**At Tampa Bay (Sept. 25):** Inactive (healthy scratch)...**Vs. New England (Oct. 2):** Inactive (healthy scratch).

### 2022 GXG REGULAR SEASON (PACKERS)

DATE	OPPONENT	P/S		W/L	SCORE
09/11	at Vikings		DID NOT PLAY (NON-INJURY)	L	7-23
09/18	Bears		DID NOT PLAY (NON-INJURY)	W	27-10
09/25	at Buccaneers		ON INACTIVE LIST	W	14-12
10/02	Patriots		ON INACTIVE LIST	W	27-24
<b>2022 TOTALS</b>		<b>0-0</b>		<b>3-1</b>	

+ - Overtime



# SAMMY WATKINS

## 11

WIDE RECEIVER  
CLEMSON

Ninth NFL Season | First Packers Season



Ht: 6-1 | Wt: 211 | Born: June 14, 1993 | NFL Games Played/Started: 101/93 | Acquired: UFA (Bal.)-22

### AT A GLANCE

- » Was one of five wide receivers in the NFL with 300-plus receptions, 5,000-plus receiving yards, 30-plus receiving TDs and an average of 14.5-plus yards per catch from 2014-21 (Mike Evans, A.J. Green, T.Y. Hilton, Julio Jones).
- » Ranks No. 6 in the league in yards per reception (14.60) since 2014 among players with 300-plus catches.
- » Recorded 125 receptions for 2,029 yards (16.2 avg.) and 15 TDs in 2014-15 with the Bills, joining Jerry Rice, Randy Moss, Calvin Johnson and Julio Jones as the only players since the 1970 merger to post 125-plus catches, 2,000-plus receiving yards, 15-plus receiving TDs and an average of 16-plus yards per catch in their first two seasons.
- » Was one of only two players in the league (Hilton) to register 25-plus catches and an average of 15-plus yards per catch each season from 2014-17.
- » Played three seasons at Clemson (2011-13), finishing his career ranked No. 1 in receptions (240), receiving yards (3,391) and 100-yard receiving games (15).
- » Was selected by the Bills in the first round with the No. 4 overall pick in 2014, the highest-drafted WR in Clemson history.

**2022 SEASON:** Has played in two games with one start and has posted six receptions for 111 yards (18.5 avg.)...Was placed on injured reserve (hamstring) on Sept. 24...**At Minnesota (Sept. 11):** Appearing in his 100th career NFL regular-season game, hauled in three passes for 18 yards (6.0 avg.) in 41 snaps of work in his Green Bay debut...**vs. Chicago (Sept. 18):** Started and played 44 snaps, pacing the team with 93 yards receiving on three catches (31.0 avg.). Posted a 55-yard grab in the fourth quarter, his longest reception since a 68-yard TD at Jacksonville on Sept. 8, 2019.

### SAMMY WATKINS' NFL REGULAR-SEASON RUSHING/RECEIVING STATISTICS

DATE	TEAM	GP	GS	RECEIVING					RUSHING				
				NO.	YDS.	AVG.	LG	TD	NO.	YDS.	AVG.	LG	TD
2014	Bills	16	16	65	982	15.1	84	6	2	8	4.0	5	0
2015	Bills	13	13	60	1,047	17.5	63	9	1	1	1.0	1	0
2016	Bills	8	8	28	430	15.4	62	2	0	0	0.0	0	0
2017	Rams	15	14	39	593	15.2	67t	8	0	0	0.0	0	0
2018	Chiefs	10	9	40	519	13.0	50	3	5	52	10.4	31	0
2019	Chiefs	14	13	52	673	12.9	68t	3	2	12	6.0	11	0
2020	Chiefs	10	9	37	421	11.4	37	2	1	3	3.0	3	0
2021	Ravens	13	9	27	394	14.6	49	1	0	0	0.0	0	0
2022	Packers	2	2	6	111	18.5	55	0	0	0	0.0	0	0
NFL TOTALS		101	93	354	5,170	14.6	84	34	11	76	6.9	31	0

### SAMMY WATKINS' NFL POSTSEASON RUSHING/RECEIVING STATISTICS

DATE	TEAM	GP	GS	RECEIVING					RUSHING				
				NO.	YDS.	AVG.	LG	TD	NO.	YDS.	AVG.	LG	TD
2017	Rams	1	1	1	23	23.0	23	0	0	0	0.0	0	0
2018	Chiefs	2	2	10	176	17.6	54	0	1	-2	-2.0	-2	0
2019	Chiefs	3	3	14	288	20.6	60t	1	1	14	14.0	14	0
2020	Chiefs	1	0	1	13	13.0	13	0	0	0	0.0	0	0
NFL TOTALS		7	6	26	500	19.2	60t	1	2	12	6.0	14	0

### SINGLE-GAME HIGHS: RUSHING/RECEIVING

**Rush Attempts** 2 at Tennessee Titans, Nov 10, 2019  
2 vs. San Francisco 49ers, Sep 23, 2018  
31 at Pittsburgh Steelers, Sep 16, 2018

**Rushing Yards** 20 vs. San Francisco 49ers, Sep 23, 2018  
31 at Pittsburgh Steelers, Sep 16, 2018  
11 at Tennessee Titans, Nov 10, 2019  
...1 more at 11.

**Receptions** 11 vs. New York Jets, Jan 03, 2016  
9 at Jacksonville Jaguars, Sep 08, 2019  
...1 more at 9.

**Receiving Yards** 198 at Jacksonville Jaguars, Sep 08, 2019  
168 vs. Miami Dolphins, Nov 08, 2015

**Receiving Average** 52.3 at New York Jets, Oct 26, 2014  
36.3 vs. Houston Texans, Dec 06, 2015  
84 at New York Jets, Oct 26, 2014

**Longest Receptions** 68t at Jacksonville Jaguars, Sep 08, 2019  
3 at Jacksonville Jaguars, Sep 08, 2019  
2 vs. Denver Broncos, Oct 28, 2018  
...4 more at 2.

**Receiving TDs** 198 at Jacksonville Jaguars, Sep 08, 2019  
168 vs. Miami Dolphins, Nov 08, 2015  
3 at Jacksonville Jaguars, Sep 08, 2019  
2 vs. Denver Broncos, Oct 28, 2018  
...4 more at 2.

**All-Purpose Yards** 198 at Jacksonville Jaguars, Sep 08, 2019  
168 vs. Miami Dolphins, Nov 08, 2015  
3 at Jacksonville Jaguars, Sep 08, 2019  
2 vs. Denver Broncos, Oct 28, 2018  
...4 more at 2.

**Most TDs** 3 at Jacksonville Jaguars, Sep 08, 2019  
2 vs. Denver Broncos, Oct 28, 2018  
...4 more at 2.

100-YARD RECEIVING GAMES (14): REGULAR-SEASON

DATE	TEAM	NO.	YDS.	AVG.	LG	TD
09/14/14	DOLPHINS	8	117	14.6	30	1
10/19/14	VIKINGS	9	122	13.6	26t	2
10/26/14	at Jets	3	157	52.3	84	1
12/07/14	at Broncos	7	127	18.1	35	0
11/08/15	DOLPHINS	8	168	21.0	63	1
11/29/15	at Chiefs	6	158	26.3	48	2
12/06/15	TEXANS	3	109	36.3	53	1
12/20/15	at Commanders	5	111	22.2	48t	2
01/03/16	JETS	11	136	12.4	38	0
12/24/16	DOLPHINS	7	154	22.0	53	1
09/21/17	at 49ers	6	106	17.7	47	2
09/16/18	at Steelers	6	100	16.7	40	0
10/28/18	BRONCOS	8	107	13.4	24	2
09/08/19	at Jaguars	9	198	22.0	68t	3

100-YARD RECEIVING GAMES (2): POSTSEASON

DATE	TEAM	NO.	YDS.	AVG.	LG	TD
01/20/19	PATRIOTS	4	114	28.5	54	0
01/19/20	TITANS	7	114	16.3	60t	1

2022 GXG REGULAR SEASON (PACKERS)

DATE	OPPONENT	P/S	RECEIVING					RUSHING				
			NO.	YDS.	AVG.	LG	TD	NO.	YDS.	AVG.	LG	TD
09/11	at Vikings	S	3	18	6.0	9	0	0	0	0.0	0	0
09/18	Bears	S	3	93	31.0	55	0	0	0	0.0	0	0
09/25	at Buccaneers							INJURED RESERVE				
10/02	Patriots							INJURED RESERVE				
2022 TOTALS		2-2	6	111	18.5	55	0	0	0	0.0	0	0

# CHRISTIAN WATSON

9

WIDE RECEIVER  
NORTH DAKOTA STATE

Rookie



Ht: 6-4 | Wt: 208 | Born: May 12, 1999 | NFL Games Played/Started: 3/1 | Acquired: D2-22

## AT A GLANCE

- » Finished his career at North Dakota State ranked No. 2 in school history (min. 50 rec.) in yards per reception (20.4 avg.) and yards per kickoff return (26.4 avg.), No. 8 in receiving yards (2,140) and No. 10 in receptions (105).
- » Earned second-team All-America honors at wide receiver from The Associated Press as a senior in 2021 after leading the team with a career-high 43 catches for a career-best 801 yards (18.6 avg.) and seven TDs.
- » Earned first-team AP All-America recognition at kickoff returner as a junior in 2020 after averaging 33.8 yards on 10 kickoff returns. Was the only FCS player to register two kickoff return TDs (100, 94 yards) in 2020 as he tied the NDSU single-season and career records.
- » Played for NDSU teams that won the FCS national championship in 2018, 2019 and 2021, with the Bison posting a 52-4 record during his four seasons.
- » Selected by the Packers in the second round (No. 34 overall) of the 2022 NFL Draft, becoming the highest-drafted WR out of North Dakota State (Stacy Robinson, No. 46 overall in 1985).
- » His father, Tim, was drafted by the Packers in the sixth round of the 1993 NFL Draft and went on to play DB for the Kansas City Chiefs (1993-95), N.Y. Giants (1995) and Philadelphia Eagles (1997).

**2022 SEASON:** Has played in three games with one start and has posted six receptions for 51 yards (8.5 avg.) and two carries for 22 yards (11.0 avg.) and a TD...Was inactive for one contest...**At Minnesota (Sept. 11):** Started and played 40 snaps, the first rookie WR to start for the Packers in Week 1 since James Jones in 2007. Posted two receptions for 34 yards (17.0 avg.) and a 7-yard run...**Vs. Chicago (Sept. 18):** Appeared on 22 plays on offense and caught three passes for 9 yards (3.0 avg.)...**At Tampa Bay (Sept. 25):** Inactive (hamstring)...**Vs. New England (Oct. 2):** Posted his first NFL touchdown, scoring on a 15-yard run early in the second quarter. Appeared on 18 snaps and added an 8-yard reception.

## CHRISTIAN WATSON'S NFL REGULAR-SEASON RUSHING/RECEIVING STATISTICS

DATE	TEAM	GP	GS	RECEIVING					RUSHING				
				NO.	YDS.	AVG.	LG	TD	NO.	YDS.	AVG.	LG	TD
2022	Packers	3	1	6	51	8.5	25	0	2	22	11.0	15t	1
NFL TOTALS		3	1	6	51	8.5	25	0	2	22	11.0	15t	1

## CHRISTIAN WATSON'S NFL REGULAR-SEASON RETURN STATISTICS

KICKOFF RETURNS							PUNT RETURNS					
DATE	TEAM	RET.	YDS.	AVG.	LG	TD	NO.	FC	YDS.	AVG.	LG	TD
2022	Packers	0	0	0.0	0	0	0	0	0	0.0	0	0
NFL TOTALS		0	0	0.0	0	0	0	0	0	0.0	0	0

## 2022 GXG REGULAR SEASON (PACKERS)

			RECEIVING					RUSHING					
DATE	OPPONENT	P/S	NO.	YDS.	AVG.	LG	TD	NO.	YDS.	AVG.	LG	TD	
09/11	at Vikings	S	2	34	17.0	25	0	1	7	7.0	7	0	
09/18	Bears	P	3	9	3.0	9	0	0	0	0.0	0	0	
09/25	at Buccaneers							ON INACTIVE LIST					
10/02	Patriots	P	1	8	8.0	8	0	1	15	15.0	15t	1	
2022 TOTALS			3-1	6	51	8.5	25	0	2	22	11.0	15t	1

# ERIC WILSON 45

LINEBACKER  
CINCINNATI

Sixth NFL Season | First Packers Season



Ht: 6-1 | Wt: 230 | Born: September 26, 1994 | NFL Games Played/Started: 78/27 | Acquired: FA-22 (P5-NO)

## AT A GLANCE

- » Was originally signed as an undrafted free agent by the Minnesota Vikings in 2017.
- » Spent the past offseason with the New Orleans Saints before being waived after training camp and was on the Saints' practice squad for the first four weeks of the season.
- » In five seasons with the Vikings (2017-20), Philadelphia Eagles (2021) and Houston Texans (2021), Wilson appeared in 78 regular-season games with 27 starts and recorded 254 tackles (136 solo), eight sacks, four interceptions, nine passes defended, a forced fumble and two fumble recoveries.
- » On special teams, Wilson posted 26 tackles, a forced fumble, a fumble recovery, a blocked punt and a blocked extra point.
- » Has appeared in four postseason games with two starts, recording 13 tackles (nine solo), a QB hit and a special teams tackle.

**2022 SEASON:** Signed from New Orleans' practice squad on Oct. 4.

## REGULAR-SEASON COMPARISON: DEFENSIVE - NEW YORK GIANTS

DATE	OPP	W/L	GP/GS	TOT	TACKLES				SACK	YDS.	INT	TFL	PD	QBH	MISC			
					SOLO	ASST									TD	FF	FR	FR
10/6/19	MIN @ NYG	W	P	2	0	2		0.0	0.0	0	0	0	0	1	0	0	0	0
<b>TOTALS</b>		1/0	1/0	2	0	2		0.0	0.0	0	0	0	0	1	0	0	0	0

## ERIC WILSON'S NFL REGULAR-SEASON DEFENSIVE STATISTICS

		TACKLES										INTERCEPTIONS										ST				MISC			
YEAR	TEAM	GP	GS	TK	S	A	TFL	YDS	SK	YDS	QBH	NO	YDS	LG	TD	PD	FF	FR	TD	YDS	TK	S	A	FF	FR	S	A		
2017	Vikings	16	0	0	0	0	0	0	0.0	0.0	0	0	0	0	0	0	0	0	0	0	8	53	1	0	0	0	0		
2018	Vikings	16	4	32	23	9	4	18	2.0	13.0	5	0	0	0	0	0	0	0	0	0	10	82	0	0	0	0	0		
2019	Vikings	16	6	57	32	25	6	28	3.0	24.0	5	0	0	0	0	0	0	0	0	0	5	41	0	1	0	1	0		
2020	Vikings	16	15	121	62	59	8	36	3.0	14.5	9	3	23	16	0	8	1	2	0	7	1	0	1	0	0	0	0		
2021	Eagles	7	2	43	18	25	1	3	0.0	0.0	1	1	7	7	0	1	0	0	0	0	0	0	0	0	0	0	0		
2021	Texans	7	0	1	1	0	0	0	0.0	0.0	0	0	0	0	0	0	0	0	0	0	2	11	0	0	0	0	0		
2021	TOTAL	14	2	44	19	25	1	3	0.0	0.0	1	1	7	7	0	1	0	0	0	0	2	11	0	0	0	0	0		
NFL TOTALS		78	27	254	136	118	19	85	8.0	51.5	20	4	30	16	0	9	1	2	0	7	26	18	8	1	1	0	0		

## ERIC WILSON'S NFL POSTSEASON DEFENSIVE STATISTICS

		TACKLES										INTERCEPTIONS										ST				MISC			
YEAR	TEAM	GP	GS	TK	S	A	TFL	YDS	SK	YDS	QBH	NO	YDS	LG	TD	PD	FF	FR	TD	YDS	TK	S	A	FF	FR	S	A		
2017	Vikings	2	0	0	0	0	0	0	0.0	0.0	0	0	0	0	0	0	0	0	0	0	1	0	1	0	0	0	0		
2019	Vikings	2	2	13	9	4	0	0	0.0	0.0	1	0	0	0	0	0	0	0	0	0	0	0	0	0	0	0	0		
NFL TOTALS		4	2	13	9	4	0	0	0.0	0.0	1	0	0	0	0	0	0	0	0	0	1	0	1	0	0	0	0		

## SINGLE-GAME HIGHS: DEFENSIVE

<b>Total Tackles</b>	13 vs. Detroit Lions, Nov 08, 2020 12 vs. Chicago Bears, Dec 29, 2019	<b>Interceptions</b>	1 vs. Kansas City Chiefs, Oct 03, 2021 1 vs. Detroit Lions, Nov 08, 2020 ...2 more at 1.
<b>Solo Tackles</b>	8 vs. Detroit Lions, Nov 08, 2020 7 vs. Chicago Bears, Dec 29, 2019 ...1 more at 7.	<b>Interception Return Yards</b>	16 vs. Detroit Lions, Nov 08, 2020 7 vs. Kansas City Chiefs, Oct 03, 2021 ...1 more at 7.
<b>Sacks</b>	2.0 vs. Oakland Raiders, Sep 22, 2019 1.0 at Seattle Seahawks, Oct 11, 2020 ...4 more at 1.0.	<b>Special Teams Tackles</b>	2 at Detroit Lions, Dec 23, 2018 2 at Philadelphia Eagles, Oct 07, 2018 ...3 more at 2.
<b>Passes Defensed</b>	2 at New Orleans Saints, Dec 25, 2020 1 vs. Kansas City Chiefs, Oct 03, 2021 ...6 more at 1.	<b>Special Teams Forced Fumbles</b>	1 vs. Cincinnati Bengals, Dec 17, 2017
<b>Forced Fumbles</b>	1 vs. Green Bay Packers, Sep 13, 2020	<b>Special Teams Fumble Recoveries</b>	1 vs. Denver Broncos, Nov 17, 2019
<b>Fumble Recoveries</b>	1 at Green Bay Packers, Nov 01, 2020 1 vs. Atlanta Falcons, Oct 18, 2020	<b>Longest Opponent's Fumble Return</b>	4 at Green Bay Packers, Nov 01, 2020 3 vs. Atlanta Falcons, Oct 18, 2020
<b>Tackles For Loss</b>	3 at Detroit Lions, Dec 23, 2018 2 at Detroit Lions, Jan 03, 2021 ...3 more at 2.		





# DEVONTE WYATT 95

DEFENSIVE LINEMAN  
GEORGIA

Rookie



Ht: 6-3 | Wt: 304 | Born: March 31, 1998 | NFL Games Played/Started: 4/0 | Acquired: D1b-22

## AT A GLANCE

- » Played in 49 games with 25 starts in four years at Georgia, recording 113 tackles (49 solo), five sacks, 70 QB pressures, 12 tackles for a loss, three passes defended, two forced fumbles and two fumble recoveries.
- » Earned second-team All-America honors from The Associated Press, first-team All-SEC recognition from the coaches and second-team AP All-SEC honors in 2021.
- » Was part of a Georgia defense that ranked No. 1 in the country in 2021 in points allowed (10.2 ppg), the top mark posted since Alabama (8.2 ppg) in 2011, and helped the Bulldogs win their first national championship since 1980.
- » Selected by the Packers as the second of two picks in the first round (No. 28 overall), teaming with LB Quay Walker (No. 22 overall) to mark the first time the Packers drafted two players in the first round from the same school.
- » Attended Towers High School (Decatur, Ga.) and earned Class 3A all-state honors as a senior in 2016 from the Atlanta Journal-Constitution and the Georgia Sportswriters Association.

**2022 SEASON:** Has played in all four games and has recorded two tackles (one solo)...**At Minnesota (Sept. 11):** Appeared on 12 snaps, recording an assisted tackle in his NFL debut...**Vs. Chicago (Sept. 18):** Played four snaps on defense and four on special teams...**At Tampa Bay (Sept. 25):** Appeared on seven defensive snaps and six on special teams...**Vs. New England (Oct. 2):** Played five snaps on defense and recorded a solo tackle.

## DEVONTE WYATT'S NFL REGULAR-SEASON DEFENSIVE STATISTICS

		TACKLES										INTERCEPTIONS										ST				MISC	
YEAR	TEAM	GP	GS	TK	S	A	TFL	YDS	SK	YDS	QBH	NO	YDS	LG	TD	PD	FF	FR	TD	YDS	TK	S	A	FF	FR	S	A
2022	Packers	4	0	2	1	1	0	0	0.0	0.0	0	0	0	0	0	0	0	0	0	0	0	0	0	0	0	0	0
NFL TOTALS		4	0	2	1	1	0	0	0.0	0.0	0	0	0	0	0	0	0	0	0	0	0	0	0	0	0	0	0

## SINGLE-GAME HIGHS: DEFENSIVE

Total Tackles

1 at Minnesota Vikings, Sep 11, 2022

## 2022 GXG REGULAR SEASON (PACKERS)

DATE	OPPONENT	P/S	TK	S	A	SK	YDS	INT	PD	FF	FR
09/11	at Vikings	P	1	0	1	0	0	0	0	0	0
09/18	Bears	P	0	0	0	0	0	0	0	0	0
09/25	at Buccaneers	P	0	0	0	0	0	0	0	0	0
10/02	Patriots	P	1	1	0	0	0	0	0	0	0
2022 TOTALS		4-0	2	1	1	0	0	0	0	0	0