

GREEN BAY PACKERS
WEEKLY MEDIA INFORMATION PACKET

GREEN BAY PACKERS **AT** NEW YORK JETS
SUNDAY, DEC. 23, 2018 @ 12 PM CST - METLIFE STADIUM



THE DOPE SHEET

OFFICIAL PROGRAM AND PUBLICATION, ACME-PACKERS FOOTBALL TEAM.

Packers Communications • Lambeau Field Atrium • 1265 Lombardi Avenue • Green Bay, WI 54304 • 920/569-7500 • 920/569-7201 fax
Jason Wahlers, Sarah Quick, Tom Fanning, Nathan LoCascio

VOL. XX; NO. 22

GREEN BAY (5-8-1) AT NEW YORK JETS (4-10)
Sunday, Dec. 23 • MetLife Stadium • 12 p.m. CST

PACKERS TRAVEL EAST TO FACE THE JETS

The Green Bay Packers will take on the New York Jets in their final road game of the season.



- ▶ It will be the third December game at the Jets in team history (1981, 2002).
- ▶ The Packers have won two straight over the Jets, including their last road game, a 9-0 victory in 2010. It was Green Bay's first victory at the Jets, having lost the previous four, and the last road shutout by the Packers.
- ▶ Three of the last four games at the Jets have been decided by single digits, including one game that went to overtime.
- ▶ This will be the fifth time Green Bay has played at MetLife Stadium and just the second time against the Jets. Overall, the Packers are 2-2 at the venue.
- ▶ The Packers last played at MetLife Stadium against the New York Giants in 2013.
- ▶ With QB **Aaron Rodgers** as the starter, Green Bay is 2-1 at MetLife Stadium.
- ▶ Dating back to 2008, Green Bay is 25-18 against AFC teams during the regular season, a .581 winning percentage that ranks **No. 6 in the NFL** and **No. 3 among NFC teams** over that span.
- ▶ Six of the Packers' eight losses this season have been by eight points or less, including three by three or fewer points.
- ▶ The Packers are ending the regular season with two road games in the final three weeks for the seventh straight year.
- ▶ In Week 17, Green Bay will close out the regular season against the Detroit Lions for the third straight year and the fourth time in the last five seasons.

AGAINST THE AFC EAST

- ▶ In the last seven contests against the AFC East, Green Bay is 5-2.
- ▶ The Packers are 2-1 against AFC East teams this season.
- ▶ Dating back to 2002, Green Bay is 11-8 against AFC East teams, a .579 winning percentage that ranks **No. 7 in the NFL** over that span.
- ▶ The Packers' 11 wins against the AFC East since 2002 are tied for the most among NFC teams (New Orleans and Philadelphia), according to pro-football-reference.com.
- ▶ TE **Jimmy Graham** has totaled 10 receiving TDs in 11 games played against AFC East teams, including a TD in two of three games against the division this season. In four of the 11 contests, Graham has recorded two TDs.
- ▶ In three games against AFC East teams this season, WR **Davante Adams** has totaled 18 receptions for 178 yards (9.9 avg.) and three touchdowns.
- ▶ WR **Randall Cobb** has three receiving TDs in five games against AFC East teams and has registered five-plus receptions in each contest.
- ▶ LB **Clay Matthews** has played against AFC East teams 10 times and has totaled 7.5 sacks and a forced fumble.
- ▶ CB **Tramon Williams** has four interceptions and a forced fumble in 15 games played against AFC East teams, including two interceptions against the Jets.

REGULAR-SEASON WEEK 16

STAT OF THE WEEK

- ▶ WR **Davante Adams** reached 100 receptions for the first time in his career. It currently ranks as the **fourth-highest single-season total in franchise history**, trailing WRs Robert Brooks (102 in 1995) and Sterling Sharpe (108 in 1992 and 112 in 1993).
- ▶ Adams has 1,315 receiving yards this season, currently the **eighth most in a season in franchise history** and 205 yards away from passing Jordy Nelson (1,519 in 2014) for the franchise record.

WITH THE CALL

FOX Sports, now in its 25th season as an NFL network television partner, will broadcast the game.



- ▶ Play-by-play man **Kenny Albert** joins analyst **Ronde Barber** and sideline reporter **Kristina Pink**.
- ▶ Milwaukee's WTMJ (620 AM), airing Green Bay games since November 1929, heads up the Packers Radio Network that is made up of 50 stations in four states. **Wayne Larrivee** (play-by-play) and two-time Packers Pro Bowler **Larry McCarren** (analyst) call the action. McCarren first joined the team's broadcasts in 1995 and enters his 24th season calling Packers games. After originally being paired together in 1999, McCarren and Larrivee enter their 20th season of broadcasts together. In Week 1, they surpassed Jim Irwin and Max McGee for the most regular-season and postseason games broadcast for the Packers.
- ▶ The broadcast is also available on Sirius Satellite Radio (WTMJ feed).
- ▶ DIRECTV subscribers can watch the game on Channel 713.

REGULAR SEASON

Date	Opponent	Time (CT)	TV
Sun., Sept. 9	CHICAGO BEARS	W, 24-23	78,282
Sun., Sept. 16	MINNESOTA VIKINGS (Gold Pkg.) . . .	T, 29-29	78,461
Sun., Sept. 23	at Washington Redskins	L, 17-31	47,880
Sun., Sept. 30	BUFFALO BILLS	W, 22-0	78,312
Sun., Oct. 7	at Detroit Lions	L, 23-31	63,405
Mon., Oct. 15	SAN FRANCISCO 49ERS	W, 33-30	77,642
Sun., Oct. 21	BYE		
Sun., Oct. 28	at Los Angeles Rams	L, 27-29	75,822
Sun., Nov. 4	at New England Patriots	L, 17-31	65,878
Sun., Nov. 11	MIAMI DOLPHINS (Gold Pkg.)	W, 31-12	78,076
Thu., Nov. 15	at Seattle Seahawks	L, 24-27	69,007
Sun., Nov. 25	at Minnesota Vikings	L, 17-24	66,872
Sun., Dec. 2	ARIZONA CARDINALS	L, 17-20	77,234
Sun., Dec. 9	ATLANTA FALCONS	W, 34-20	77,329
Sun., Dec. 16	at Chicago Bears	L, 17-24	62,372
Sun., Dec. 23	at New York Jets	12 p.m.	FOX
Sun., Dec. 30	DETROIT LIONS	*12 p.m.	FOX

*—Start time and broadcast may shift due to NFL flexible scheduling



PACKERS AT JETS - WEEK 16

ASCENDING ADAMS

After earning his first Pro Bowl appearance in 2017, WR **Davante Adams** has reached 100 receptions and 1,000 yards for the first time in his career in 2018.

► Adams ranks in the top five of the NFL in receiving TDs, receptions and receiving yards this season:

Player	Receiving TDs (2018)
1. Antonio Brown, PIT	13
2t. Davante Adams, GB	12
2t. Eric Ebron, IND	12
4t. Tyreek Hill, KC	11
4t. DeAndre Hopkins, HOU	11

Player	Receptions (2018)
1. Michael Thomas, NO	109
2. Adam Thielen, MIN	105
3. Zach Ertz, PHI	101
4t. Davante Adams, GB	100
4t. Julio Jones, ATL	100

Player	Receiving Yards (2018)
1. Julio Jones, ATL	1,511
2. Mike Evans, TB	1,328
3. DeAndre Hopkins, HOU	1,321
4. Davante Adams, GB	1,315
5. Tyreek Hill, KC	1,304

► Adams recorded his career-high fifth 100-yard receiving game of the season last week, which is tied for the fifth most in the NFL in 2018.

► Adams matched his career high for receiving TDs set in 2016 (12) and joined Steelers WR Antonio Brown as the only players in the league to record two seasons with 12-plus receiving TDs since 2016.

► With 10-plus receiving touchdowns in each of the last three seasons (12 in 2016, 10 in 2017 and 12 in 2018), Adams joined Sterling Sharpe (1992-94) and Don Hutson (1941-43) as the **only players in franchise history to register 10-plus TD catches in three straight seasons.**

► Adams is the **only player in the NFL** to register 70-plus receptions and 10-plus receiving touchdowns in each of the last three seasons (2016-18).

► Adams has registered the **third-most** receiving touchdowns (38) and the **second-most** receptions by a Green Bay player in their first five seasons (2014-18) in the NFL (according to the Elias Sports Bureau).

► Dating back to 1961 when the NFL went to a 14-game regular-season schedule, Adams' 100 receptions this season are **the most through 14 games by a Packer**, according to pro-football-reference.com.

► Dating back to 1961, Adams' 12 TD receptions this season are **tied for the second most through 14 games by a Packer** (trails the 14 that Sharpe had in 1994).

► Adams is **tied for No. 1 in the NFL** (Tyreek Hill and Julio Jones) with four games with 130-plus receiving yards this season, tied for the **second most in franchise history** (Hutson, five in 1942) according to the Elias Sports Bureau.

► Adams recorded 130-plus receiving yards in three consecutive games (Weeks 5-6, 8), joining WR James Lofton (1984) as the **only players in franchise history** to do so, according to the Elias Sports Bureau.

► Dating back to 2017 (Weeks 14-15, Weeks 1-6 and 8-9 in 2018), Adams recorded five-plus receptions in 10 consecutive games to rank **No. 3 in team history**, trailing Sharpe, who recorded 18 consecutive games in 1993-94 and 13 straight games in 1992-93, according to the Elias Sports Bureau.

► Adams became the **first player in franchise history** to record five-plus receptions in each of the first eight games of the season (2018).

► Adams was the first Packer since Greg Jennings (2010) with three straight games with 100-plus receiving yards (Weeks 5-6, 8). Adams finished one short of the franchise record held by Lofton (four in 1982-83) and Hutson (four in 1945).

► Adams finished with 10 receptions for 166 yards (16.6 avg.) in Week 11, his sixth career game with 10-plus catches, **No. 3 in team history:**

Packers Player	Games With 10-Plus Receptions
1t. Donald Driver, 1999-2012	7
1t. Sterling Sharpe, 1988-94	7
3. Davante Adams, 2014-18	6
4. Don Hutson, 1935-45	4

► In Week 5, Adams extended his franchise record by posting a TD catch in his 10th straight road game, and **tied the longest streak in NFL history** (Eagles WR Tommy McDonald, 10, 1959-61).

► Adams opened the 2018 season with a TD reception in each of the first three contests, which extended his streak of consecutive regular-season games with a TD catch to five, dating back to last season. He had six TD catches during the streak. It was the longest streak of his career, besting the run of three games he had in 2017 (Games 4-6) when he totaled five receiving touchdowns. It was also the longest streak by a Packer player since Cobb's streak of six games in 2014.

► Adams ranks at the **top of the NFL** in receiving touchdowns since 2016:

Player	Receiving TDs (2016-18)
1t. Davante Adams, GB	34
1t. Antonio Brown, PIT	34
3. DeAndre Hopkins, HOU	28

► Adams ranks **No. 2 in the NFL** (Brown) with a receiving TD in a career-best 10 games this season. Dating back to 2016, Adams has registered at least one TD reception in 27 games, **No. 1 in the NFL:**

Player	Games With A Receiving TD (2016-18)
1. Davante Adams, GB	27
2. Antonio Brown, PIT	25
3. DeAndre Hopkins, HOU	23

► Adams is **one of eight NFL players** to register 10-plus receptions and two-plus TDs in a game this season. Dating back to 2015, Adams is **tied for No. 2 in the NFL** in games with 10-plus receptions and two-plus receiving TDs:

Player	Games With 10-Plus Rec. And Two-Plus Rec. TDs (Since 2015)
1. Antonio Brown, PIT	4
2t. Davante Adams, GB	3
2t. DeAndre Hopkins, HOU	3

► Adams matched his career high with two receiving TDs in Week 10. He has seven multiple-receiving-touchdown games since 2016, **tied for No. 1 in the NFL:**

Player	Games With Two-Plus Receiving TDs (Since 2016)
1t. Davante Adams, GB	7
1t. Antonio Brown, PIT	7
3t. Odell Beckham, NYG	5
3t. Tyreek Hill, KC	5
3t. Jordy Nelson, GB/OAK	5



PACKERS AT JETS - WEEK 16

THE SECOND HALF

- ▶ Since 2008, Green Bay is 52-33-1 in regular-season games 9-16, a .610 winning percentage that ranks in the top five in the NFL since 2006, according to pro-football-reference.com:

Team	Winning Pct. In Games 9-16 (Since 2008)
1. New England	.767 (66-20)
2. Pittsburgh	.686 (59-27)
3. Indianapolis	.640 (55-31)
4. Baltimore	.616 (53-33)
5. Green Bay	.610 (52-33-1)

- ▶ The Packers rank in the top five in point differential in the second half of the regular season since 2008:

Team	Point Differential In Games 9-16 (Since 2008)
1. New England	plus-979
2. Pittsburgh	plus-551
3. Green Bay	plus-450
4. Seattle	plus-439
5. New Orleans	plus-416

- ▶ Dating back to 2008, QB **Aaron Rodgers** ranks **No. 2 in the NFL** in passer rating in the second half of the season (min. 500 pass att.), according to pro-football-reference.com:

Player	Passer Rating In Games 9-16 (Since 2008)
1. Russell Wilson, SEA	105.2
2. Aaron Rodgers, GB	102.6
3. Drew Brees, NO	101.5
4. Tom Brady, NE	100.2
5. Tony Romo, DAL	99.2

- ▶ Dating back to 2014, Rodgers has registered a passer rating of 100-plus in 16 games played during the second half of the season, tied for No. 4 in the NFL over that span:

Player	Games With A Passer Rating of 100-Plus In Games 9-16 (Since 2016)
1. Drew Brees, NO	22
2. Russell Wilson, SEA	21
3. Matt Ryan, ATL	17
4t. Aaron Rodgers, GB	16
4t. Kirk Cousins, WAS/MIN	16
4t. Ben Roethlisberger, PIT	16
7. Cam Newton, CAR	15
8t. Tom Brady, NE	14
8t. Matthew Stafford, DET	14

EFFECTIVE RUNNING GAME

- ▶ Green Bay is **tied for No. 6 in the NFL** this season in games with 95-plus rushing yards (10).
- ▶ Green Bay has six 100-yard rushing games this season as a team on 25 or fewer attempts, the **most in a season in team history**. The Packers recorded four straight 100-yard rushing games as a team on 25 or fewer carries (Week 6, Weeks 8-10), the **longest streak in franchise history** and in the league this season (according to the Elias Sports Bureau).

- ▶ Green Bay ranks **No. 3 in the NFL** in average yards per rush this season:

Team	Yards Per Rush
1. Carolina	5.32
2. Denver	5.01
3. Green Bay	4.98
4. Los Angeles Chargers	4.83

- ▶ If the Packers maintain 4.98 yards per rush, it will be the second-highest single-season average for Green Bay dating back to 1940 (5.05 in 2003).
- ▶ The Packers rank **No. 4 in the NFL** in percentage of rushing plays that gain 10-plus yards (15.0) this season (Sportradar).
- ▶ Green Bay posted a season-high 195 rushing yards on 25 carries (7.8 avg.) in Week 10, just the third time since the 1970 AFL-NFL merger that the Packers recorded 195-plus rushing yards on 25 or fewer carries (at St. Louis Cardinals, Sept. 29, 1985; at Chicago, Dec. 18, 2016).
- ▶ The Packers rushed for 100 yards on 17 carries (5.9 avg.) in Week 3 at Washington, marking the fewest rushing attempts by Green Bay in a 100-yard rushing game since Oct. 18, 2015, vs. San Diego (17-133).

JONES JUMPS TO THE FRONT

- ▶ RB **Aaron Jones** ranks **No. 1 in the NFL** in rushing average (min. 80 att.) this season:

Player	Rushing Average
1. Aaron Jones, GB	5.47
2. Phillip Lindsay, DEN	5.45
3. Kerryon Johnson, DET	5.43

- ▶ Among running backs with 150-plus career attempts, Jones ranks **No. 3 in NFL history** with an average of 5.50 yards per carry.
- ▶ Jones ranks **No. 4 among NFL running backs** in percentage of rushing attempts that gain 10-plus yards (min. 50 carries), according to Sportradar:

Player	Rush % (10-Plus Yards)
1. Austin Ekeler, LAC	18.4
2. Matt Breida, SF	17.4
3. Melvin Gordon, LAC	17.0
4. Aaron Jones, GB	16.5

- ▶ Jones posted at least one rushing TD in five straight games for the first time in his career this season (Weeks 10-14). It was the longest streak by a Packer since RB Ahman Green's five-game streak in 2003-04 and **tied for the longest streak in the league this season** (Browns RB Nick Chubb).
- ▶ In Weeks 8-10, Jones became the first Packer since QB Tobin Rote in 1951 to have 75-plus rushing yards on 15 or fewer attempts in three straight games.
- ▶ Jones rushed for a career-high 145 yards on 15 carries (9.7 avg.) with a career-best two rushing TDs in Week 10 to become just the sixth Packer since 1950 to rush for 145-plus yards in a game on 15 or fewer carries and the first to accomplish the feat since Green had 15 carries for 163 yards vs. Dallas on Oct. 24, 2004.
- ▶ Jones' 67-yard run late in the first quarter in Week 10 was the longest of his career and the longest by a Packer since WR Randall Cobb's 67-yarder vs. Detroit on Oct. 6, 2013.
- ▶ In Week 10, Jones rushed for 96 yards on four carries (24.0 avg.) in the first quarter, the most rushing yards by a Packer in a first quarter since Green had 122 rushing yards vs. Detroit in the opening quarter on Sept. 9, 2001. Jones had 101 rushing yards in the first half, the most by a Packer since RB Ty Montgomery posted 123 yards on the ground in the first half at Chicago on Dec. 18, 2016.
- ▶ Jones had a career-high six runs of 10-plus yards in Week 10, the most by a Packer since Green had six at Minnesota on Nov. 2, 2003.

PACKERS AT JETS - WEEK 16

OVER 40

- In Weeks 8 and 11, QB **Aaron Rodgers** tied his single-game career high by completing three passes of 40-plus yards. He is **tied for No. 1 in the NFL** in 40-plus-yard pass plays this season, according to Sportradar:

Player	40-Plus-Yard Pass Plays (2018)
1t. Aaron Rodgers, GB	14
1t. Ben Roethlisberger	14
3. Patrick Mahomes, KC	13
4. Russell Wilson, SEA	12
5t. Case Keenum, DEN	10
5t. Philip Rivers, LAC	10

- Four of Rodgers' 14 completions have gone for TDs, which is **tied for the seventh-most** TD passes of 40-plus yards this season.
- WR **Davante Adams** is **tied for No. 4 in the NFL** in 40-plus-yard receptions this season:

Player	40-Plus-Yard Receptions (2018)
1. Tyreek Hill, KC	7
2. Antonio Brown, PIT	6
3. Mike Evans, TB	5
4t. Davante Adams, GB	5
3t. DeSean Jackson, TB	5
3t. George Kittle, SF	5
3t. Tyler Lockett, SEA	5

- Dating back to 2008, Rodgers ranks in the top five of the NFL in 40-plus-yard pass plays and 40-plus-yard passing TDs, according to pro-football-reference.com:

Player	40-Plus-Yard Pass Plays (Since 2008)
1. Drew Brees, NO	125
2. Ben Roethlisberger, PIT	122
3. Aaron Rodgers, GB	121
4. Philip Rivers, SD/LAC	110

Player	40-Plus-Yard Pass TDs (Since 2008)
1. Aaron Rodgers, GB	51
2t. Drew Brees, NO	50
2t. Philip Rivers, SD/LAC	50
4. Ben Roethlisberger, PIT	44
5t. Eli Manning, NYG / Matt Ryan, ATL	42

- In Weeks 6 and 11, Rodgers posted two completions of 50-plus yards to match his single-game career high.
- Rodgers **leads the NFL** with nine pass completions of 50-plus yards this season (pro-football-reference.com). It is tied for the second most of his career behind the 10 he threw in 2009.

Player	50-Plus-Yard Pass Plays (2018)
1. Aaron Rodgers, GB	9
2. Ben Roethlisberger, PIT	7
3t. Ryan Fitzpatrick, TB	6
3t. Patrick Mahomes, KC	6

- Rodgers is **tied for No. 5 in the NFL** this season with three passing TDs of 50-plus yards.
- Seven different Packers have caught a pass of 50-plus yards this season, the **most in team history** and the most on a single NFL team since the Philadelphia Eagles had seven players in 2006, according to the Elias Sports Bureau.

RED-ZONE RECEIVER

- WR **Davante Adams** ranks in the top 10 in a few red-zone categories this season (Sportradar):

Player	Red-Zone Rec. TDs
1. Davante Adams, GB	11
2t. Eric Ebron, IND	9
2t. Travis Kelce, KC	9
4. DeAndre Hopkins, HOU	8

Player	Red-Zone Rec. Yards
1t. DeAndre Hopkins, HOU	119
1t. Alvin Kamara, NO	119
3t. Davante Adams, GB	117
3t. Michael Thomas, NO	117

Player	Red-Zone Rec.
1. Alvin Kamara, NO	18
2. Michael Thomas, NO	17
3t. Travis Kelce, KC	14
3t. Adam Thielen, MIN	14
3t. James White, NE	14
6t. Davante Adams, GB, three others	13

- Dating back to 2016, Adams leads the league in red-zone receiving TDs (Sportradar):

Player	Red-Zone Rec. TDs (Since 2016)
1. Davante Adams, GB	25
2. Cameron Brate, TB	19
3. Michael Thomas, NO	18

ODDS AND ENDS

- For the first time since 2006 (five), the Packers have had four or more rookies start six-plus games (CB **Jaire Alexander**, 10; WR **Marquez Valdes-Scantling**, nine; CB **Josh Jackson**, nine and **Equanimeous St. Brown**, six) according to the Elias Sports Bureau
- CB **Bashaud Breeland** posted his second career interception return for a TD in Week 14. He became the first Packer with an INT touchdown since CB Damarius Randall (21 yards) at Dallas on Oct. 8, 2017. Breeland also added a fumble recovery to become just the third Packer since the 1970 AFL-NFL merger to record an INT return for a TD and a fumble recovery in the same game (S Marques Anderson, at Detroit, Sept. 22, 2002; CB Charles Woodson, at Detroit, Nov. 26, 2009).
- Green Bay ranks **No. 1 in the NFL** in rushing average (3.9) in the red zone this season (Sportradar).
- The Packers ranks **No. 3 in the NFL** in rushing average on first down (5.2) this season (Sportradar).
- The Packers did not allow a TD in Week 4 and Week 10. The last time Green Bay had two-plus games in a season with no TDs allowed was 2010 (three games).
- The Packers are **No. 8 in the NFL** in second-half points allowed (138) this season, according to pro-football-reference.com.
- QB **Aaron Rodgers** ranks **No. 1 in the NFL** in second-half passing yards this season (2,250).

Two years after he co-founded the Packers with Curly Lambeau, George Calhoun began writing a piece called The Dope Sheet, which served as the official press release from 1921-24.





PACKERS AT JETS - WEEK 16

TAKING HIS PLACE AMONG THE GAME'S BEST

QB **Aaron Rodgers** surpassed the 1,500-attempt plateau for his career in 2010, the benchmark to qualify for passer rating in the NFL record book.

▶ Rodgers ranks **No. 1 in NFL history** in career passer rating:

Quarterback	Career Passer Rating
1. Aaron Rodgers, GB	103.1
2. Russell Wilson, SEA	100.3
3. Drew Brees, NO	97.7
4. Tom Brady, NE	97.6

- ▶ Rodgers threw for 442 yards, three touchdowns and zero interceptions at Detroit in Week 5 and then recorded 425 yards, two touchdowns and zero interceptions in Week 6, becoming the **first player in NFL history to have back-to-back 400-yard games with no INTs**.
- ▶ It was the sixth 400-yard passing game for Rodgers, a **franchise record**. No other quarterback in franchise annals has more than one 400-yard passing game (four QBs with one).
- ▶ Rodgers reached 40,000 passing yards in his 154th career game (Week 5 at Detroit). At the time, he had 323 passing TDs, becoming the **first quarterback in NFL history to reach 40,000 passing yards and 300 TD passes in fewer than 157 games**, the number in which both Peyton Manning and Dan Marino reached the two marks.
- ▶ Rodgers tied Manning for the **fourth-fewest games to reach 40,000 passing yards**, trailing Matt Ryan (151), Drew Brees (152) and Dan Marino (153), according to the Elias Sports Bureau.
- ▶ Rodgers reached 5,000 career attempts in Week 3. At the time of his 5,000th career attempt, he had 319 TD passes and 78 INTs, setting the record for the most (Johnny Unitas, 284) and fewest (Donovan McNabb, 107) in each category in NFL history at the time of the 5,000th attempt.
- ▶ A look at where Rodgers ranks among active NFL quarterbacks **since he took over as the starter in 2008** (min. 1,500 attempts):

Quarterback	Passing TDs (Since 2008)
1. Drew Brees, NO	385
2. Aaron Rodgers, GB	335
3. Philip Rivers, SD/LAC	329

Quarterback	Passer Rating (Since 2008)
1. Aaron Rodgers, GB	103.5
2. Drew Brees, NO	102.0
3. Tom Brady, NE	100.5

Quarterback	Yards/Attempt (Since 2008)
1. Philip Rivers, SD/LAC	7.95
2. Drew Brees, NO	7.86
3. Russell Wilson, SEA	7.85
4. Aaron Rodgers, GB	7.84

Quarterback	INT Percentage (Since 2008)
1. Tom Brady, NE	1.5
2. Aaron Rodgers, GB	1.6
3. Alex Smith, SF/KC/WAS	1.7

Quarterback	Pass TD Pct. (Since 2008)
1. Aaron Rodgers, GB	6.2
2. Russell Wilson, SEA	6.0

Quarterback	Passing Yards (Since 2008)
1. Drew Brees, NO	52,922
2. Philip Rivers, SD/LAC	47,611
3. Matt Ryan, ATL	46,103
4. Eli Manning, NYG	43,986
5. Ben Roethlisberger, PIT	43,854
6. Tom Brady, NE	43,768
7. Aaron Rodgers, GB	42,147

- ▶ Rodgers' streak of consecutive attempts without an INT ended at 402 in Week 15. He had surpassed Patriots QB Tom Brady (358 in 2010-11) for the **longest streak in league history**.
- ▶ Rodgers recorded nine straight zero-INT games (min. 15 att.) this season (Weeks 5-6, 8-14) to tie for the second-longest streak in NFL history behind only Brady (11 games in 2010).
- ▶ Rodgers has not thrown an INT in 12 games this season, tied for the second most (2009) in a season in team annals behind only his 13 games in 2014.
- ▶ Rodgers ranks **No. 1 in the NFL** in zero-INT games this season:

Player	Games With Zero INTs (2018)
1. Aaron Rodgers, GB	12
2. Derek Carr, OAK	9

- ▶ Four times Rodgers has had 10-plus zero-INT games (min. 15 att.) in a season (12 in 2018, 11 in 2016, 13 in 2014, 12 in 2009). The only other QB in team history to have 10 in a season was Bart Starr (10) in 1964.
- ▶ Week 13 was Rodgers' fourth game since 2015 with 50-plus pass attempts and zero INTs, the most in the NFL over that span. His four games of 50-plus pass attempts and no INTs are the only ones in team history.
- ▶ Since 1932, Rodgers ranks **No. 1 in the NFL** in touchdown/interception ratio, according to Sportradar (min. 1,500 att.):

Quarterback	TD/INT Ratio (Since 1932)
1. Aaron Rodgers, GB	4.2 (336/80)
2. Russell Wilson, SEA	3.1 (192/62)
3. Tom Brady, NE	3.0 (512/169)

- ▶ Dating back to 1921, Rodgers is tied with Brady for the most seasons with 30-plus touchdowns and less than 10 interceptions (according to pro-football-reference.com):

Player	Seasons With 30-Plus TD Passes/Less Than 10 INTs
1t. Aaron Rodgers, GB	6
1t. Tom Brady, NE	6

- ▶ A look at where Rodgers ranks among active players in the NFL in several categories **since 2014** (min. 1,000 attempts):

Quarterback	Passer Rating (Since 2014)
1. Drew Brees, NO	103.2
2. Tom Brady, NE	102.0
3. Aaron Rodgers, GB	101.0
4. Russell Wilson, SEA	100.2

Quarterback	TD Passes (Since 2014)
1. Drew Brees, NO	156
2. Tom Brady, NE	153
3. Philip Rivers, SD/LAC	152
4. Aaron Rodgers, GB	148

Quarterback	TD Percentage (Since 2014)
1. Aaron Rodgers, GB	6.1
2. Andrew Luck, IND	6.0

Quarterback	INT Percentage (Since 2014)
1. Aaron Rodgers, GB	1.1
2. Tom Brady, NE	1.3

PACKERS AT JETS - WEEK 16

RODGERS AND TOUCHDOWNS

QB **Aaron Rodgers** has found the end zone a lot in his career, and that has continued this season. It is the first time in his career that he has registered 20-plus touchdowns and two or fewer interceptions in the first 14 games of the season (23/2). Dating back to 1950, he is the **third player in the NFL** with 20-plus TDs and two or fewer INTs in his team's first 14 games of the season (Tom Brady, 22/2 in 2016 and Nick Foles, 23/2 in 2013), according to pro-football-reference.com.

- In Week 2 of 2017, Rodgers became the 11th NFL player to throw 300 passing touchdowns, reaching the mark in his 144th career game to pass Peyton Manning and Dan Marino (157) for the fewest games needed to reach 300 passing TDs in NFL history.
- Rodgers reached 300 passing TDs on his 4,742nd pass attempt, surpassing Manning (5,306) for the fewest in league history.
- Rodgers also became the first quarterback to reach 300 passing TDs before throwing 100 interceptions. His 73 interceptions passed Tom Brady (115) for the fewest at the time of reaching 300 passing TDs.
- With a league-best 40 passing TDs during the 2016 regular season, Rodgers became just the fourth QB in NFL history to record two seasons (also 2011) with 40-plus TD passes (Marino, Manning, Brees). It was his franchise-record fourth season (2011-12, 2014, 2016) with 35-plus TD passes (Brett Favre, three, 1995-97).
- Rodgers now has five seasons with 4,000-plus passing yards and 30-plus passing TDs (2009, 2011-12, 2014, 2016), further extending his team mark.
- In 2016, Rodgers registered his third straight season with 30-plus touchdown passes, the second-longest streak in franchise history (Favre, five straight, 1994-98).
- Rodgers has thrown 38-plus TD passes four times in his career, the most in NFL history:

Player	Seasons With 38-Plus Passing TDs
1. Aaron Rodgers, GB	4
2t. Drew Brees, SD/NO	3
2t. Peyton Manning, IND/DEN	3

- Rodgers has thrown multiple TD passes in eight games this season, **tied for No. 9 in the NFL**. Since the start of 2016, Rodgers is **tied for No. 5 in the NFL** in games with multiple passing touchdowns:

Player	Games With Multiple TD Passes (Since 2016)
1. Philip Rivers, SD/LAC	34
2. Russell Wilson, SEA	29
3t. Drew Brees, NO	28
3t. Ben Roethlisberger, PIT	28
5t. Aaron Rodgers, GB	26
5t. Tom Brady, NE	26

- Rodgers has thrown four-plus touchdowns in a game a **franchise-record** 21 times. That is **tied for the fifth most in the NFL since 1950** and ranks **No. 3 among active quarterbacks** (according to pro-football-reference.com):

Player (Active)	Games W/ Four-Plus TD Passes
1. Drew Brees, SD/NO	34
2. Tom Brady, NE	28
3. Aaron Rodgers, GB	21
4. Ben Roethlisberger, PIT	15
5. Eli Manning, NYG	14

- Rodgers ranks **No. 4 in the NFL** since 2016 in games with three-plus passing touchdowns:

Player	Games With Three-Plus TD Passes (Since 2016)
1. Tom Brady, NE	17
2. Drew Brees, NO	16
3. Russell Wilson, SEA	15
4. Aaron Rodgers, GB	14
5. Ben Roethlisberger, PIT	13

- Rodgers has registered three-plus passing touchdowns in three or more consecutive games six times in a single season (five: Games 6-10 in 2011 / four: Games 4-7 in 2012 and 2014 / three: Games 14-16 in 2012, Games 6-8 in 2016 and Games 3-5, 2017).
- Rodgers is **tied for No. 7 in the NFL this season** with two games with three-plus passing TDs and zero INTs. He ranks **No. 1 in franchise history** and **No. 4 in the NFL since 1950** in games with three-plus touchdown passes and zero interceptions.

Player	Games With Three-Plus TD Passes and Zero INTs (Since 1950)
1. Tom Brady, NE	56
2. Peyton Manning, IND/DEN	51
3. Drew Brees, NO	48
4. Aaron Rodgers, GB	43
5. Brett Favre, ATL/GB/NYJ/MIN	36

- Rodgers is **tied for No. 1 in the NFL** in games with three-plus passing touchdowns and zero interceptions since 2016:

Player	Games With Three-Plus TD Passes and Zero INTs (Since 2016)
1t. Aaron Rodgers, GB	11
1t. Tom Brady, NE	11
1t. Drew Brees, NO	11
4. Russell Wilson, SEA	10

- Rodgers is **tied for No. 7 in the NFL** with two passing TDs of 60-plus yards this season. He ranks **No. 1 in the NFL** in 60-plus-yard TD passes from 2008-18:

Player	TD Passes of 60-Plus Yards (2008-18)
1. Aaron Rodgers, GB	29
2. Eli Manning, NYG	28
3t. Drew Brees, NO / Matt Ryan, ATL	19

- In Week 1, Rodgers connected with WR **Randall Cobb** for a 75-yard game-winning TD. Rodgers has 10 TD passes of 75 or more yards for since 2008, **tied for the third most in the NFL** over that span:

Player	TD Passes of 75-Plus Yards (2008-18)
1t. Ben Roethlisberger, PIT	11
1t. Matt Ryan, ATL	11
3t. Aaron Rodgers, GB	10
3t. Drew Brees, NO	10
3t. Eli Manning, NYG	10

- The Week 1 comeback win over Chicago marked the first time in Rodgers' career that he threw three TDs in the fourth quarter.



THE DOPE ON THIS WEEK'S OPPONENT:

Packers vs. Jets:

Regular season, all-time:

4-8

All-time, postseason:

0-0

All-time, at New York:

1-4

Streaks: The Packers have won the last two meetings.

Last meeting, regular season:

Sept. 14, 2014, at Lambeau Field, Packers won, 31-24.



COACHES CAPSULES

Joe Philbin: 25-29, .463; 5th NFL season

Todd Bowles: 26-39, .400; 5th NFL season

Head to Head: 0-0

vs. Opponent: Philbin 3-4 vs. Jets; Bowles 0-0 vs. Packers

JOE PHILBIN...Is the Packers' interim head coach.

- Is in his second stint with the Packers, having coached on Green Bay's staff from 2003-11, including five seasons (2007-11) as offensive coordinator.
- Helped the Packers offense rank in the top 10 in the league in total yards and total points each year from 2007-11.
- In 2011, led a Green Bay offense that set single-season franchise records for total points (560), touchdowns (70), total yards (6,482) and net passing yards (4,924).
- As head coach of the Miami Dolphins from 2012-15, helped Miami increase its win total in 2012 and 2013, one of only four teams in the NFL to improve its record in both of those seasons.
- Prior to joining the NFL ranks, coached on the collegiate level for 19 seasons.

TODD BOWLES...Is in his fourth year as the Jets' 18th head coach.

- Has led the Jets to a 24-38 (.387) record during his tenure (2015-18) as head coach, including a 10-6 mark in his first season at the helm.
- From 2015-17, New York ranked fourth in the league in yards allowed per carry (3.79).
- In 2015, led the Jets to a six-game turnaround from the previous season, matching the second-best win improvement in the first season by a new Jets head coach.
- Prior to coming to New York, served as the defensive coordinator of the Arizona Cardinals (2013-14), earning Assistant Coach of the Year recognition in 2014.
- Also has worked as an assistant in Cleveland (2001-04), Dallas (2005-07), Miami (2008-11) and Philadelphia (2012). Served as the Dolphins' interim head coach for three games in 2011, going 2-1.

THE PACKERS-JETS SERIES

- The teams first met in 1973, in Milwaukee, a 23-7 Green Bay victory. Since then, the Jets have won eight of 11 matchups.
- The only shutout in the series came the last time the teams met in New York, with Green Bay winning 9-0. It is the only time the Packers have beaten the Jets on the road.
- There has been one overtime game in the series, a 19-16 Jets victory in New York in 1991. In all, six of the 12 meetings have been decided by seven points or less.
- The Packers and Jets combined to win the first three Super Bowls in NFL history, with Green Bay winning the first two and the Jets winning Super Bowl III.

NOTABLE CONNECTIONS

Packers defensive coordinator Mike Pettine served in the same role for the Jets from 2009-12...Green Bay offense — pass game coordinator Jim Hostler was the New York quarterbacks coach in 2003 and the wide receivers coach in 2004...Jets DL Mike Pennel began his career with the Packers, playing three seasons (2014-16) in Green Bay...Jets head coach Todd Bowles worked as a college scouting assistant for the Packers under general manager Ron Wolf from 1995-96...Jets outside linebackers coach Kevin Greene worked in the same role for Green Bay from 2009-13...New York defensive line coach Robert Nunn coached the Packers' defensive tackles from 2005-08...Green Bay tight ends coach Brian Angelichio is from Ilion, N.Y. ...Packers running backs coach Ben Sirmans hails from East Orange, N.J. ...Angelichio and Green Bay quarterbacks coach Frank Cignetti Jr. coached together at Rutgers in 2011...Packers interim head coach Joe Philbin coached with Jets defensive coordinator Kacy Rodgers in Miami for three seasons (2012-14)...New York WR Rishard Matthews and LB Neville Hewitt played for the Dolphins during Philbin's tenure as Miami's head coach (2012-15)...Green Bay LB Antonio Morrison played with Jets DL Henry Anderson (2016-17), LB Tarell Basham (2017) and OL Jonotthan Harrison (2016) in Indianapolis while Philbin was the Colts' assistant head coach/offensive line coach...Packers TE Jimmy Graham was teammates with New York WR Jermaine Kearse and LB Kevin Pierre-Louis in Seattle from 2015-16...Green Bay TE Mercedes Lewis played with Jets K Jason Myers (2015-17) and T Kelvin Beachum (2016) in Jacksonville...Packers TE Lance Kendricks was teammates with New York CB Trumaine Johnson in St. Louis/Los Angeles for the Rams from 2012-16...Jets defensive backs coach Dennard Wilson also coached for the Rams during this time...Green Bay CB Bashaud Breeland played with New York C Spencer Long in Washington from 2014-17...Pettine and Angelichio coached with Jets defensive quality control coach Tim Atkins in Cleveland from 2014-15 while New York RB Isaiah Crowell and CB Buster Skrine played for the Browns...Jets offensive line/run game coordinator Rick Dennison and wide receivers coach Karl Dorrell coached for the Texans while Packers S Eddie Pleasant played for the team...Dorrell was the head coach at UCLA while Lewis played for the Bruins...Before coming to Green Bay in 1993, Packers director of sports medicine administration Pepper Burruss spent 16 seasons (1977-92) with the Jets as an assistant athletic trainer...Green Bay strength and conditioning assistant Grant Thorne worked for the Jets' strength staff in 2010...Packers assistant director of pro scouting/salary cap analyst Chad Brinker signed with the Jets as an undrafted free agent in 2003 and played for New York that preseason... Former college teammates include: Breeland, Jets WR Charone Peake and TE Jordan Leggett (Clemson), Packers WR Randall Cobb and Jets LB Avery Williamson (Kentucky), Packers LB Blake Martinez and Anderson (Stanford), Packers RB Aaron Jones and Jets TE Eric Tomlinson (UTEP).

LAST MEETING, REGULAR SEASON

Sept. 14, 2014, at Lambeau Field, Packers won, 31-24.

- Green Bay fell behind 21-3 early in the second quarter before rallying to outscore the Jets 28-3 en route to securing the come-from-behind victory.
- Packers QB Aaron Rodgers threw an 80-yard game-winning TD to WR Jordy Nelson late in the third quarter. Nelson finished with a career-high 209 yards receiving, the most by a Packer since WR Don Beebe registered 220 yards receiving vs. San Francisco in 1996.
- Green Bay WR Randall Cobb tallied two receiving TDs, totaling five receptions for 39 yards.

PACKERS AT JETS - WEEK 16

YARDS YARDS YARDS

Green Bay has moved the ball this season, racking up yards on offense.

- ▶ Green Bay posted 521 yards of total offense in both Weeks 5 and 6. It marked just the second time in team history that the Packers registered back-to-back 500-yard games (Nov. 27-Dec. 4, 1983). Green Bay tied an NFL record with two straight 520-plus-yard games.
- ▶ The Packers' two 500-yard games are tied for the second most in a season in team history (three in 1983) and are the most in a season since recording two in 2011.
- ▶ Green Bay is tied for the third-most games with 500-plus total net yards in the NFL this season:

Team	Games With 500-Plus Total Net Yards
1. Tampa Bay	5
2. New Orleans	3
3t. Green Bay	2
3t. Jacksonville	2
3t. Kansas City	2
3t. Los Angeles Rams	2

- ▶ The Packers are **one of seven teams in the NFL** to record 300-plus yards in 13 games this season (according to pro-football-reference.com).
- ▶ Green Bay has the eighth-most total net yards in team history through its first 14 games dating back to 1961 when the league went to a 14-game regular-season schedule (pro-football-reference.com):

Season	Total Net Yards In First 14 Games
1. 2011	5,569
2. 2013	5,561
3. 2004	5,510
4. 1983	5,471
5. 2014	5,370
6. 2009	5,303
7. 2007	5,263
8. 2018	5,190

- ▶ The Packers have ranked in the top 10 in the NFL in yards per play six times in the last nine years (2009-17). Green Bay ranks No. 10 in the NFL in yards per play this season:

Team	Yards Per Play (2018)
1. Kansas City	6.78
2. Los Angeles Chargers	6.59
3. Los Angeles Rams	6.41
4. Tampa Bay	6.31
5. Pittsburgh	6.17
6. New Orleans	6.02
7. Carolina	6.01
8. Atlanta	5.99
9. New England	5.91
10. Green Bay	5.82

- ▶ Green Bay ranks **No. 9 in the NFL** in passing yards per game (264.0) and **No. 10** in total yards per game (370.7).
- ▶ Green Bay has recorded 320-plus yards in 12 games this season, **tied for No. 6 in the NFL**:

Team	Games With 320-Plus Total Net Yards
1t. Baltimore Ravens	13
1t. Kansas City	13
1t. Pittsburgh	13
1t. Los Angeles Chargers	13
1t. Los Angeles Rams	13
6t. Green Bay, two other teams	12

- ▶ Rodgers has thrown for 3,974 yards this season, the **second most by a Packer through the first 14 games of a season** since 1961 when the NFL went to a 14-game schedule.
- ▶ QB **Aaron Rodgers** ranks in the top 10 in the NFL this season in passing yards:

Player	Passing Yards
1. Patrick Mahomes, KC	4,543
2. Ben Roethlisberger, PIT	4,462
3. Matt Ryan, ATL	4,307
4. Jared Goff, LAR	4,273
5. Tom Brady, NE	3,979
6. Aaron Rodgers, GB	3,974
7t. Andrew Luck, IND	3,951
7t. Philip Rivers, LAC	3,951

BREAKING DOWN THE ROSTER

The Packers have a 53-man roster that is composed of 26 offensive players, 24 defensive players and three specialists.

- ▶ Of the 53 players on Green Bay's roster, 26 of them (49.1 percent) were draft picks of the Packers. Green Bay has six players that were drafted in the first round, including five that were selected by the Packers.
- ▶ Green Bay has 36 players on the roster that were draft picks (67.9 percent), including 18 players that were selected in the first three rounds (35.8 percent).
- ▶ Over 40 percent of the players (23 of 53, 43.4 percent) on Green Bay's roster entered the league as a sixth-round or seventh-round pick or as an undrafted player.
- ▶ Of the 53 players on the roster, 42 of them (79.2 percent) are 28 years old or younger (as of Dec. 23) and 30 players (56.6 percent) are 24 years old or younger.
- ▶ The Packers have eight players that have made at least one Pro Bowl, with five of those players being draft picks of Green Bay (Davante Adams, David Bakhtiari, Randall Cobb, Clay Matthews, Aaron Rodgers).
- ▶ Of the 53 players on the roster, 34 began their pro careers with the Packers (64.2 percent).
- ▶ Over half the roster consists of players with experience ranging from rookie to three years (38 of 53, 71.7 percent).

GREEN BAY'S ROSTER ...

BY AGE (as of Dec. 23)

21-24	30 players
25-28	13 players
29-32	6 players
33-plus	4 players

BY EXPERIENCE

R-1	20 players
2-3	18 players
4-5	3 players
6-9	7 players
10-plus	5 players

BY DRAFT ROUND

1st	6 players
2nd/3rd	12 players
4th/5th	12 players
6th/7th	6 players
Undrafted	17 players



PACKERS AT JETS - WEEK 16

CLAY FINDS HIS WAY TO THE BALL

LB **Clay Matthews** continues to make an impact on opposing offenses. He leads the team in QB pressures (16) and is tied for No. 1 on the team in QB hits (eight) this season.

- In 2017, Matthews recorded a sack in three consecutive games that he appeared in (Weeks 11, 13-14), marking the eighth time he has recorded a sack in at least three straight games that he has played in during the same regular season.
- For the seventh time in his career, Matthews registered at least six sacks (team-high 7.5) and forced a fumble in 2017, which **tied for the third-most seasons** with six-plus sacks and one or more forced fumbles since 2009 (Ryan Kerrigan, eight and Julius Peppers, nine).
- In Week 4 of 2017, Matthews registered a sack/forced fumble of Bears QB Mike Glennon to move past DE Kabeer Gbaja-Biamila to set the team record:

<u>Packers</u>	<u>Career Sacks</u>
1. Clay Matthews, 2009-18	83.5
2. Kabeer Gbaja-Biamila, 2000-08	74.5
3. Reggie White, 1993-98	68.5
4. Tim Harris, 1986-90	55.0

- Matthews is **tied for the third-most** seasons with six-plus sacks among active players in the NFL since 2009:

<u>Player</u>	<u>Six-Plus-Sack Seasons (Since 2009)</u>
1t. Calais Campbell, ARI/JAX	9
1t. Julius Peppers, CAR/CHI/GB	9
3t. Clay Matthews, GB	8
3t. Carlos Dunlap, CIN	8
3t. Ryan Kerrigan, WAS	8
3t. Cameron Wake, MIA	8

- Matthews ranks in the top five in sacks since 2009 among active players:

<u>Player</u>	<u>Sacks (Since 2009)</u>
1. Von Miller, DEN	98.0
2. Cameron Wake, MIA	96.5
3. J.J. Watt, HOU	90.5
4. Julius Peppers, CAR/CHI/GB	88.0
5. Clay Matthews, GB	83.5

- Matthews is **tied for No. 1 in team history** in 10-sack seasons, **tied for No. 2** in three-sack games and **tied for No. 3** in two-sack games:

<u>Packers</u>	<u>10-Sack Seasons</u>
1t. Clay Matthews, 2009-10, 2012, 2014	4
1t. Reggie White, 1993, 1995, 1997-98	4
1t. Kabeer Gbaja-Biamila, 2001-04	4

<u>Packers</u>	<u>Three-Sack Games</u>
1. Kabeer Gbaja-Biamila, 2000-08	6
2t. Clay Matthews, 2009-18	4
2t. Aaron Kampman, 2002-09	4

<u>Packers</u>	<u>Two-Sack Games</u>
1. Reggie White, 1993-98	16
2. Kabeer Gbaja-Biamila, 2000-08	15
3t. Clay Matthews, 2009-18	14
3t. Tim Harris, 1986-90	14

FACKRELL IS A FACTOR

Packers LB **Kyler Fackrell** is having the best season of his young career in 2018.

- After tying for **No. 2 on the team** with 20 QB pressures in 2017, he **leads the Packers** with 8.5 sacks this season.
- According to Sportradar, Fackrell ranks in the top 10 among NFL linebackers in sacks this season:

<u>Linebackers</u>	<u>Sacks (2018)</u>
1. Von Miller, DEN	14.5
2. Khalil Mack, CHI	12.5
3. Bradley Chubb, DEN	12.0
4t. Ryan Kerrigan, WAS	11.0
4t. T.J. Watt, PIT	11.0
6. Kyler Fackrell, GB	8.5

- Fackrell has registered two three-sack games this season (Weeks 4 and 11), tied for the most in the NFL.

<u>Player</u>	<u>Three-Sack Games (2018)</u>
1t. Kyler Fackrell, GB	2
1t. T.J. Watt, PIT	2
3t. 14 players	1

- Fackrell is **one of six Packers** (since 1982) to record two three-sack games in the same season and the first since **Clay Matthews** in 2010.
- Fackrell is tied for the fifth-most three-sack games in franchise history (since 1982), according to pro-football-reference.com:

<u>Packers</u>	<u>Three-Sack Games (Since 1982)</u>
1. Kabeer Gbaja-Biamila, 2000-08	6
2t. Aaron Kampman, 2002-09	4
2t. Clay Matthews, 2009-present	4
4. Reggie White, 1993-98	3
5t. Kyler Fackrell, 2016-present	2
5t. Tim Harris, 1986-90	2
5t. Bryce Paup, 1990-94	2

- In Week 4, Fackrell became the third Packer since 1991 to register three-plus sacks in the fourth quarter of a game (according to Sportradar):

<u>Player</u>	<u>Sacks</u>	<u>Game</u>
Vonnie Holiday	4.0	12/22/02 vs. BUF
Kyler Fackrell	3.0	9/30/18 vs. BUF
Kabeer Gbaja-Biamila	3.0	1/2/05 at CHI
Kabeer Gbaja-Biamila	3.0	11/4/02 vs. MIA

RODGERS ON THIRD DOWN

- QB **Aaron Rodgers** ranks in the top 10 of the NFL in third-down passer rating this season (min. 100 pass att.), according to Sportradar:

<u>Player</u>	<u>Third-Down Passer Rating (2018)</u>
1. Russell Wilson, SEA	116.6
2. Drew Brees, NO	110.3
3. Patrick Mahomes, KC	106.5
4. Eli Manning, NYG	102.3
5. Matt Ryan, ATL	102.2
6. Aaron Rodgers, GB	99.2

- Rodgers has thrown for 1,114 yards on third down this season, **No. 1 in the NFL** (Sportradar).

PACKERS AT JETS - WEEK 16

KENNY KEEPS IMPROVING

In 2016, DL **Kenny Clark** became the youngest player to appear in a season opener for the Packers since Arnie Herber (20 years old) in 1930. After starting two of 16 games played as a rookie, Clark has started 25 games since the start of the 2017 season.

- ▶ Clark ranks No. 3 on the team in QB hits (seven) this season.
- ▶ After recording 4.5 sacks last season, Clark is second on the team with six sacks this season.
- ▶ Clark is **tied for No. 4 in the NFL** with two defensive fumble recoveries this season. He forced and recovered a fumble of Bills QB Josh Allen in Week 4. In Week 1, he recovered a fumble forced by LB **Nick Perry** on a sack of Chicago QB Mitchell Trubisky on fourth down late in the fourth quarter.
- ▶ In Week 8, Clark tied his career high with two sacks against the Rams. Dating back to 2016, he is **tied for No. 2 on the Packers** in multi-sack games (Perry, three), according to pro-football-reference.com.
- ▶ In Week 3, he matched his career high in tackles (10) and solo tackles (seven).
- ▶ The former All-American from UCLA finished **No. 4 on the team** and led the defensive line with 78 tackles (39 solo) in 2017.
- ▶ According to STATS, Clark's 4.5 sacks in December 2017 were the **most by a Packer defensive tackle in the month of December** in a single season (since 1982).

GETTING TO THE QB

- ▶ The Packers rank in the top 10 in the NFL in sacks per pass attempt, fourth-quarter sacks, third-down sacks and total sacks this season:

Team	Sacks/Pass Attempt
1. Minnesota	10.83%
2. Pittsburgh	9.16%
3. New Orleans	9.13%
4. Green Bay	8.93%
5. Arizona	8.89%

Team	Sacks
1. Minnesota	47.0
2t. Kansas City	46.0
2t. Pittsburgh	46.0
4t. New Orleans	45.0
4t. Chicago	45.0
6. Denver	42.0
7t. Green Bay	41.0
7t. Arizona	41.0

Team	Third-Down Sacks
1. Seattle	22.0
2. New Orleans	21.0
3. New York Jets	20.0
4t. Green Bay	19.0
4t. Baltimore	19.0
6t. Four teams	18.0

Team	Fourth-Quarter Sacks
1. Houston	19.0
2. Kansas City	18.0
3t. Green Bay	15.0
3t. Chicago	15.0
5. Denver	14.0

- ▶ Green Bay has had 16 different players record at least a half-sack this season, the second most in team history (since 1982), trailing only the 1987 campaign (strike season) that featured 17 different players for the Packers posting at least a half-sack.
- ▶ Green Bay ranks **No. 4 in the NFL** in sack yards (302) this season, according to pro-football-reference.com.
- ▶ The Packers are one of two teams (Minnesota Vikings) in the league to register two games this season with 50-plus sack yards (64 vs. Buffalo in Week 4 / 50 vs. Miami in Week 10). It is tied for the second most in a season in team history (three games in 1978) and it is the first time Green Bay has had two games since 1998.
- ▶ The Packers have recorded 26.0 sacks in the second half this season, **tied for No. 2 in the NFL**, according to Sportradar:

Team	Second-Half Sacks
1. Minnesota	30.0
2t. Green Bay	26.0
2t. Houston	26.0
4. New Orleans	25.0
5t. Chicago	24.0
5t. Kansas City	24.0
5t. Pittsburgh	24.0
5t. Seattle	24.0

- ▶ Green Bay has 41 sacks on the season, **tied for the ninth most** by the Packers in the team's first 14 games dating back to 1963.
- ▶ The Packers recorded six sacks against the Dolphins in Week 10, with six different players recording a sack. It marked Green Bay's second game this season with six-plus sacks (seven vs. Buffalo in Week 4), **tied for No. 2 in the NFL**.

RACKING UP POINTS

K **Mason Crosby** is moving his way up the record books.

- ▶ In Week 14, Crosby connected on the 300th regular-season field goal of his career, becoming the 32nd player in league history with 300-plus career field goals (304).
- ▶ Crosby has played in 190 straight games for the Packers, the **second most all-time** behind only QB Brett Favre (255).
- ▶ Crosby has been named NFC Special teams Player of the Week a team-record seven times in his career, including this season after hitting a game-winning field goal in Week 6.
- ▶ Crosby ranks **No. 8 in the NFL** in scoring this season with 112 points.
- ▶ Crosby has recorded a game-winning field goal in each of the last three seasons (2016 at Chicago, 2017 vs. Cincinnati, 2018 vs. San Francisco).
- ▶ In Week 4, Crosby hit two 52-yard field goals, joining Ryan Longwell (at Atlanta, Nov. 13, 2005) as the only Packers to make two 50-plus-yard field goals in a regular-season game. It was the first time two field goals of 50-plus yards had been made by a kicker at Lambeau Field. Crosby had previously connected on two 50-plus field goals (56, 51) in the 2016 NFC Divisional Playoff win at Dallas.
- ▶ Crosby tied his career high (two previous times) and matched the single-game franchise record with five field goals in Week 2 (37, 40, 31, 48, 36). He finished with a career-high 17 points, the most by a Packers kicker since Ryan Longwell recorded 17 at Arizona on Sept. 24, 2000.
- ▶ Crosby passed Longwell in Week 2 of the 2015 season to become the franchise career points leader:

Player	Career Points
1. Mason Crosby, 2007-18	1,457
2. Ryan Longwell, 1997-2004	1,054
3. Don Hutson, 1935-45	823



PACKERS AT JETS - WEEK 16

HOME SWEET HOME

Green Bay has a long tradition of playing well at Lambeau Field and it has continued this season with a 5-1-1 record.

- Green Bay has 226 victories at Lambeau Field, the most home wins by any franchise at one stadium in NFL history.
- With the win over the Chicago Bears in Week 1, Green Bay has won six straight home openers (2013-18).
- Since 2007, Green Bay is 71-22-2 at home during the regular season. The Packers' .758 winning percentage ranks in the top five in the NFL over that span:

Team	Record At Home (Since 2007)	Pct.
1. New England	82-12	.872
2. Green Bay	71-22-2	.758
3. Pittsburgh	69-26	.726
4. Baltimore	68-27	.716
5. Seattle	64-30	.681
6. Minnesota	64-31	.674
7. New Orleans	63-31	.670

- For the 12th consecutive season, Green Bay will finish with a record of .500 or better at home:

Season	Home Record
2018	5-1-1
2017	4-4
2016	6-2
2015	5-3
2014	8-0
2013	4-3-1
2012	7-1
2011	8-0
2010	7-1
2009	6-2
2008	4-4
2007	7-1

- Since the start of 2014, Green Bay ranks in the top five in winning percentage at home during the regular season:

Team	Record At Home (Since 2014)	Pct.
1. New England	32-6	.842
2. Kansas City	30-9	.769
3. Green Bay	28-10-1	.731
4t. Minnesota	28-11	.718
4t. Pittsburgh	28-11	.718
6t. Carolina/Seattle	27-11	.711

- Green Bay ranks **No. 4 in the NFL** in point differential at home since the start of the 2014 season (according to pro-football-reference.com):

Team	Point Differential At Home (Since 2014)
1. New England	plus-482
2. Kansas City	plus-341
3. Pittsburgh	plus-305
4. Green Bay	plus-297
5. Seattle	plus-281

- The Packers are 36-10-1 (.777, **No. 2 in the NFL**) at home in the second half of the season since 2007 with a plus-597 point differential that ranks **No. 2 in the NFL** over that span (pro-football-reference.com).
- Green Bay has won six of its past nine home games played in the second half of the regular season (Games 9-16).
- The Packers' defense has 25 sacks at home this season, **No. 4 in the NFL**:

Team	Sacks At Home (2018)
1. Minnesota	33.0
2t. Chicago	28.0
2t. Kansas City	28.0
4. Green Bay	25.0
5t. Atlanta	23.0
5t. Dallas	23.0
5t. Tampa Bay	23.0

- QB **Aaron Rodgers** has started 77 home games during the regular season for Green Bay, with the Packers holding a 61-15-1 record in those contests. He has completed 1,747 of 2,636 passes (66.3 pct.) for 21,078 yards (273.7 per game), 181 touchdowns, 33 interceptions and a passer rating of 108.3.
- Rodgers ranks **No. 1 in the NFL** since 1970 in passer rating at home (min. 500 pass att.) as a starter (Sportradar):

Player	Passer Rating At Home (Since 1970)
1. Aaron Rodgers, GB	108.0
2. Drew Brees, SD/NO	103.1
3. Russell Wilson, SEA	102.7
4. Steve Young, TB/SF	100.3
5. Carson Wentz, PHI	100.1

- Rodgers has led Green Bay to an 11-1-1 record in his last 13 starts at home, recording a passer rating of 100-plus in nine of those games.
- Dating back to the 2016 season, WR **Davante Adams** ranks in the top five of the NFL in TD receptions at home:

Player	TD Receptions At Home (2016-18)
1. Antonio Brown, PIT	20
2. DeAndre Hopkins, HOU	17
3. Davante Adams, GB	16
4. Jordy Nelson, GB/OAK	15
5t. Amari Cooper, OAK/DAL	14
5t. Kenny Stills, MIA	14

- In seven home games this season, Adams has registered 50 receptions (**No. 5 in the NFL**) for 596 yards (11.6 avg.), and his eight touchdowns are **tied for No. 1 in the league** this season:

Player	TD Receptions At Home
1t. Davante Adams, GB	8
1t. Antonio Brown, PIT	8
3. Amari Cooper, OAK/DAL	7
4t. Four players	6

- Adams' eight TDs tie his single-season high at home from 2016.



PACKERS AT JETS - WEEK 16

ON THE ROAD AGAIN

Green Bay went 7-1 away from Lambeau Field in 2011, with the seven road wins setting a single-season franchise record.

- Dating back to 2006, the Packers have been able to stay above the .500 mark on the road, a notable achievement in the National Football League.
- Since 2006, Green Bay is one of only seven NFL teams to have a regular-season road record above .500.

Team	W-L Record	Pct.
1. New England	73-31-0	.702
2. Dallas	59-44-0	.573
3. Pittsburgh	58-44-1	.568
4. New Orleans	57-47-0	.548
5. Philadelphia	55-47-1	.539
6. Indianapolis	54-49-0	.524
7. Green Bay	52-51-0	.505
8t. Denver	51-52-0	.495
8t. N.Y. Giants	51-52-0	.495
8t. San Diego/Los Angeles Chargers	51-52-0	.495

341 AND COUNTING

Another packed house at Lambeau Field against the Atlanta Falcons in Week 14 of 2018 brought the stadium's consecutive-sellouts streak to 341 regular-season games (not including replacement games).

- The league's longest-tenured stadium, Lambeau Field is hosting its 62nd season of football in 2018. For the victory over Dallas in the Divisional round of the 2014 playoffs, Packers fans set a new Lambeau Field paid-attendance record (79,704).
- Across American professional sports, only Boston's Fenway Park (1912) and Chicago's Wrigley Field (1914) have longer tenures.

THE LAMBEAU ADVANTAGE

The crown jewel of the National Football League, Lambeau Field has long been known as one of the tougher venues to play in, particularly during the harsh Wisconsin winter.

- Re-establishing home-field advantage after a 4-4 mark in 2008 was one of the goals of 2009, and with the Packers finishing 6-2 at home, they accomplished that goal. Green Bay followed that up with a 7-1 mark at Lambeau Field in 2010, a perfect 8-0 record in 2011, the first undefeated home mark since 2002, and a 7-1 mark in 2012. The Packers were one of two teams to finish undefeated at home during the 2014 regular season (Denver).
- Green Bay is 5-1-1 at home this season with a .786 winning percentage that ranks **No. 10 in the NFL**.
- Since **Ron Wolf** and **Mike Holmgren** began the revitalization of the franchise in 1992, Green Bay owns the best home record in the NFL. A look at the top regular-season home W-L records since the '92 season:

Team	Home W-L Record	Pct.
1. Green Bay	161-52-2	.753
2. New England	157-57-0	.734
3. Pittsburgh	154-60-1	.719

HOT AT HOME

Since the start of 2009, the Packers have been one of the best teams in the league at home during the regular season:

Team	Home W-L Record	Pct.
1. New England	69-9-0	.885
2. Green Bay	60-17-2	.772
3. Baltimore	58-21-0	.734
4. Pittsburgh	56-23-0	.709
5. Seattle	55-23-0	.705

IN THE FREE-AGENCY ERA

Talk of unrestricted free agency in the early '90s led many to forecast tough times for the small-town Green Bay Packers.

- However, Green Bay has remained among the most successful teams since the advent of free agency in 1993. The Packers have won 10 or more games 15 times since '93 and captured 10 division crowns.
- A look at the most successful teams in the free-agency era:

Team	W-L Since '93	Pct.	Playoff Berths
1. New England	282-132-0	.681	19
2. Pittsburgh	262-150-2	.635	17
3. Green Bay	257-155-2	.623	19
4. Denver	244-170-0	.589	13
5. Indianapolis	237-177-0	.572	16

IN THE LEAGUE RANKINGS 2018 REGULAR SEASON



GREEN BAY (Team)

Category	NFC	NFL
Turnover Margin (+2)7t	14t
Points Scored (23.7)	8	16
Points Allowed (23.6)	8	17
Total Offense (370.7)	5	10
Rushing (106.7)	9	21
Passing (264.0)	4	9
Total Defense (349.6)	7	15
vs. Rush (124.1)	12	22
vs. Pass (225.5)	4	9
Third-Down Offense (36.9%)	12	22
Third-Down Defense (36.9%)	4	8
Red-Zone Offense (59.5%)	8	15
Red-Zone Defense (58.3%)	8	16

NEW YORK JETS (Team)

Category	AFC	NFL
Turnover Margin (-8)	14t	26t
Points Scored (20.9)	12	24
Points Allowed (25.6)	12	24
Total Offense (298.4)	15	30
Rushing (105.1)	13	22
Passing (193.4)	13	28
Total Defense (369.4)	9	22
vs. Rush (125.9)	11	23
vs. Pass (243.4)	9	19
Third-Down Offense (32.6%)	14	29
Third-Down Defense (32.6%)	1	2
Red-Zone Offense (44.7%)	16	30
Red-Zone Defense (46.9%)	2	4

GREEN BAY (Individual)





Category	NFC	NFL
Passing: Rodgers (97.2)	8	14
Rushing: A.Jones (728)	12	22
Receptions: D.Adams (100)	4t	4t
Rec. Yds.: D.Adams (1,315)	3	4
Interceptions: Breeand (2)	21t	42t
Sacks: Fackrell (8.5)	10t	19t

NEW YORK JETS (Individual)

Category	AFC	NFL
Passing: Darnold (72.8)	15	31
Rushing: Crowell (685)	12	25
Receptions: R.Anderson/Enunwa (38)	42t	88t
Rec. Yds.: R.Anderson (588)	26	56
Interceptions: T.Johnson (4)	2t	6t
Sacks: J.Jenkins (7.0)	13t	30t

2018 SCHEDULE NOTES

2018 OPPONENTS

		NFL Rank (2018)	
		Record	Offense Defense
	Chicago Bears(10-4)	22	3
	Minnesota Vikings(7-6-1)	15	4
	at Washington Redskins..(7-7)	28	18
	Buffalo Bills(5-9)	31	2
	at Detroit Lions(5-9)	24	13
	San Francisco 49ers...(4-10)	13	12
	at Los Angeles Rams..(11-3)	2	20
	at New England Patriots..(9-5)	5	23
	Miami Dolphins(7-7)	29	30
	at Seattle Seahawks(8-6)	19	19
	Arizona Cardinals.....(3-11)	32	17
	Atlanta Falcons(5-9)	9	24
	at New York Jets(4-10)	30	22

A LOOK AT THE SCHEDULE

The Green Bay Packers' 98th NFL regular-season schedule – highlighted by five prime-time contests (subject to flexible scheduling) – was released April 19 by the National Football League.

- For the second consecutive season, the Packers opened the season at home and will play three of their first four games at Lambeau Field.
- In Week 1, Green Bay hosted Chicago on Sunday night, marking the 13th consecutive regular season that the Packers and Bears have squared off in primetime.
- It was the first time Green Bay opened the season at home against the Bears since playing them on Sunday night in Week 1 of the 2009 season, a 21-15 win for the Packers.
- Green Bay hosted Minnesota in Week 2, marking the first time since 2012 that the Packers played two home games to open the season. It also marked just the third time (2003, 2008) since the NFC North was formed in 2002 that Green Bay has played division opponents in both of the first two games.
- The Packers' first road contest was at the Redskins, marking Green Bay's first September visit to Washington.
- The Packers returned home to take on the Buffalo Bills in Week 4. It was the second-coldest September game (49 degrees at kickoff) at Lambeau Field (since 1959) behind only the contest between the Packers and Washington Redskins on Sept. 24, 2001 (46 degrees).
- In Week 5, they traveled to Detroit to play the Lions.
- In Week 6, Green Bay hosted the San Francisco 49ers on *Monday Night Football*. It was the fifth time in the last six seasons the Packers have played at Lambeau Field on *MNF*. The temperature at kickoff was 37 degrees, the second-coldest October game at Lambeau Field (since 1959) behind only the contest between the Packers and Minnesota Vikings on Oct. 26, 1980 (36 degrees).
- After the second Week 7 bye for Green Bay in the last four seasons (2015), the Packers will play four of five games on the road.
- Green Bay made its first trip to the Los Angeles Memorial Coliseum since 1990 to play the Rams.
- In Week 9, the Packers traveled to the other side of the country to play the Patriots on Sunday night.
- It was the second consecutive time the Packers and Patriots faced off on a Sunday night in New England (2010).
- Green Bay returned home to take on the Miami Dolphins before a quick turnaround to play the Seahawks, marking the Packers' second Thursday night game at Seattle (Week 1 in 2014). Including the postseason, it was the seventh time Green Bay and Seattle have played since 2012.
- November finished with a trip to play the Vikings on Sunday night, marking the sixth straight season that the teams met in a prime-time game.
- Green Bay opened the final month of the regular season against Arizona, only the second time the Cardinals played at Lambeau Field in December (Dec. 21, 1969).
- The Packers played back-to-back home games for only the second time in 2018 when they hosted the Atlanta Falcons in Week 14. It was the fourth matchup (including postseason) between Green Bay and Atlanta in the last three seasons.
- The Packers end the season with two road games in the final three weeks for the seventh straight year.
- In Week 15, Green Bay faced the Bears in Chicago, a place it had won in the regular season each of the previous seven years.
- The Packers' road slate will finish up with a game at the New York Jets, the third December game at the Jets in team history (1981, 2002). Three of the last four games at New York have been decided by single digits, including one game that went to overtime.
- Green Bay will close out the regular season against the Lions for the third straight year and the fourth time in the last five seasons.



PACKERS STARTERS – OFFENSE

WR Randall Cobb, 7th Year, Kentucky, D2-11

- ▶ In Week 1, led the Packers with a career-high 142 receiving yards (13th 100-yard receiving game of his career) on nine receptions (15.8 avg.), including the game-winning 75-yard TD catch that was a career long.
- ▶ Despite missing a game, was No. 2 on the team with 66 receptions in 2017. It was the fourth consecutive season he registered 60-plus receptions.
- ▶ Led the team with a 13.5-yard punt-return average in 2016.
- ▶ Led the team in receptions (79), was No. 2 in receiving yards (829) and was No. 3 in touchdown receptions (six) in 2015.
- ▶ Set a new single-season career high with five 100-yard receiving games during the 2014 season (three-2012). Earned first trip to the Pro Bowl.
- ▶ His career-best 91 receptions in 2014 are the eighth most in team history.
- ▶ Set a franchise single-season record with a league-high 2,342 combined net yards in 2012, topping the previous team mark of 2,250 yards by RB Ahman Green in 2003.

LT David Bakhtiari, 6th Year, Colorado, D4a-13

- ▶ Earned second-team All-Pro honors from *The Associated Press* in 2016 and 2017, joining Forrest Gregg (1959-60, 1962-67) as the only Green Bay tackles to be named to an AP All-Pro team in consecutive seasons.
- ▶ Named to first career Pro Bowl in 2016.
- ▶ Has started all but six games at LT since the start of the 2013 regular season. Missed Weeks 2-5 during the 2017 season and the final two games of the 2015 regular season due to injury.
- ▶ Started all 16 games at left tackle in 2013, the only rookie in the NFL to do so in 2013 and the first Packer rookie to do so since the league went to a 16-game schedule in 1978.
- ▶ Became just the fourth Green Bay rookie to start at LT in the season opener since the 1970 AFL-NFL merger and the first since 1985.

LG Lane Taylor, 6th Year, Oklahoma State, FA-13

- ▶ Has played in 75 regular-season games for Green Bay, with all but three of his 46 starts (LT in Week 4-5 of 2017, RG in Week 13 of 2015) taking place at LG.
- ▶ Made the first starts of his career in 2015, opening at RG at Detroit in Week 13 in place of an injured T.J. Lang and at LG in Week 17 vs. Minnesota with Josh Sitton sliding to LT in place of an injured David Bakhtiari.
- ▶ A four-year letterman at OSU, starting 47 of 50 games played at right guard. Unanimous first-team All-Big 12 selection by the conference's coaches as a senior.

C Corey Linsley, 5th Year, Ohio State, D5a-14

- ▶ Has started every game at C since Week 9 of 2016. Was the only Packers offensive lineman to start every game during the 2017 season.
- ▶ Was on reserve/physically unable to perform for the entire preseason and the first seven regular-season games of the 2016 season.
- ▶ Started 29 games and four postseason contests in his first two seasons.
- ▶ Was the first rookie center to start every game for the Packers since the league went to a 16-game schedule in 1978.
- ▶ Named to PFWA's All-Rookie team, the first Green Bay center to be honored since its inception in 1974.

RG Lucas Patrick, 2nd Year, Duke, FA-16

- ▶ Has played in 12 games with two starts this season (LG in Week 14 and RG in Week 15).
- ▶ After spending the entire 2016 season on Green Bay's practice squad, appeared in 12 games with two starts in 2017 (LG in Week 4 and RG in Week 17).
- ▶ Originally signed by the Packers as an undrafted free agent out of Duke in 2016 after participating in Green Bay's rookie orientation camp on a tryout basis.
- ▶ Appeared in 44 career games with 26 starts at Duke, closing out his career with 21 consecutive starts at left guard.

RT Bryan Bulaga, 9th Year, Iowa, D1-10

- ▶ Has played in 97 career regular-season games with 93 starts at right tackle.
- ▶ Started 43 of 48 regular-season games from 2014-16 and five games in 2017 before a knee injury in Week 9 ended his season.
- ▶ Missed the second part of the 2012 season after suffering a hip injury vs. Arizona on Nov. 4 and missed all of the 2013 season after injuring his knee on Aug. 3.
- ▶ Started 37 games at RT in his first three seasons in the league.
- ▶ Named to the *Pro Football Weekly*/PFWA All-Rookie team in 2010.
- ▶ Capped his rookie season by becoming the youngest player at the time, according to STATS LLC, to ever start in the Super Bowl (21 years, 322 days).

TE Jimmy Graham, 9th Year, Miami, FA-18

- ▶ Among NFL tight ends (min. 40 rec.), ranks No. 5 in yards per reception (11.9), according to Sportradar. His 581 receiving yards are the most by a Packer TE since Jermichael Finley in 2012 (667).
- ▶ His 71 career touchdowns rank No. 4 in NFL history among tight ends.
- ▶ Last season, led NFL tight ends with 10 receiving TDs, which marked his fourth season with 10-plus touchdown receptions to tie Antonio Gates for the second most 10-touchdown-catch seasons among tight ends (Rob Gronkowski, five).
- ▶ Has been selected to the Pro Bowl five times in his career (2011, 2013, 2014, 2016, 2017) and was named first-team All-Pro by *The Associated Press* in 2013.
- ▶ Is the only tight end in NFL history to have two seasons with 1,200-plus receiving yards and 10-plus receiving TDs (2011, 2013).
- ▶ From 2015-17, he played for the Seattle Seahawks but entered the NFL with New Orleans in 2010 as a third-round pick (No. 95 overall) and played five seasons (2010-14) for the Saints.

WR Davante Adams, 5th Year, Fresno State, D2-14

- ▶ Is the only player in the NFL to register 70-plus receptions and 10-plus receiving touchdowns in each of the last three seasons (2016-18).
- ▶ Became the first player in franchise history to record five-plus receptions in each of the first eight games of the season.
- ▶ With 10-plus receiving touchdowns in each of the last three seasons (12 in 2016 and 2018, and 10 in 2017), he joined Sterling Sharpe (1992-94) and Don Hutson (1941-43) as the only players in franchise history to register 10-plus TD catches in three straight seasons.
- ▶ Registered the third-most receptions (314) and tied for the third most receiving touchdowns (36) by a Green Bay player in their first five seasons (2014-18) in the NFL (according to the Elias Sports Bureau).
- ▶ Selected to his first Pro Bowl in 2017 after leading the Packers with 74 receptions for 885 yards (12.0 avg.) and 10 receiving touchdowns (tied for No. 2 in the NFL).

WR Marquez Valdes-Scantling, Rookie, South Florida, D5c-18

- ▶ Leads the team with 15.4 yards per reception (min. 15 receptions).
- ▶ In Week 8 at New England, totaled 101 yards on three receptions (33.7 avg.), becoming the first Packer since Max McGee (1959) to have two 100-yard receiving games in a season on three or fewer receptions.
- ▶ Posted an average of 17.3 yards per catch on his 75 receptions at USF, the top mark in school history (min. 70 receptions).
- ▶ Played first two seasons at North Carolina State (2013-14), posting 44 receptions for 538 yards (12.2 avg.) and a TD before transferring to USF, where he played two seasons (2016-17).

QB Aaron Rodgers, 12th Year, California, D1-05

- ▶ His career passer rating of 103.1 ranks No. 1 in NFL history.
- ▶ In 156 regular-season starts (99-56-1 record), has posted 55 games with 300-plus passing yards, 96 without an interception and 86 with a 100-plus passer rating (min. 15 attempts).
- ▶ Earned his sixth selection to the Pro Bowl in 2016, the second-most selections by a Green Bay quarterback behind Brett Favre's nine (1992-93, 1995-97, 2001-03, 2007).
- ▶ Finished the 2014 regular season ranked No. 2 in the NFL in passer rating (112.2), touchdown percentage (7.3), No. 1 in interception percentage (1.0) and No. 3 in touchdown passes (38).
- ▶ Recorded a passer rating of at least 120.0 in seven regular-season games in 2014, setting a single-season career high and tying for the third most in a single season in the NFL, dating back to 1960.
- ▶ In 2011, set an NFL record with a 122.5 passer rating and set franchise marks for TD passes (45), passing yards (4,643), completion percentage (68.3), yards per attempt (9.25) and 300-yard games (eight) on his way to earning NFL Most Valuable Player honors from *The Associated Press*.

RB Jamaal Williams, Rookie, Brigham Young, D4b-17

- ▶ Recorded a season-high 97 scrimmage yards on 16 touches (6.1) with a touchdown in Week 15 at Chicago.
- ▶ Has played in 14 games with six starts and ranks No. 2 on the team with 365 rushing yards this season.
- ▶ After playing as a reserve in the first nine games of the 2017 season, started the last seven and finished the season with a team-high 556 yards rushing and six total touchdowns (four rushing, two receiving).
- ▶ Finished No. 6 among rookie running backs in rushing yards in 2017.
- ▶ Became the first Green Bay rookie to have three consecutive games with 115-plus yards from scrimmage (Weeks 12-14) since Billy Howton in 1952.



PACKERS STARTERS – DEFENSE

DE Dean Lowry, 3rd Year, Northwestern, D4b-16

- ▶ Has a sack in three of the last six games.
- ▶ Tied for No. 4 on the team with 13 QB pressures this season.
- ▶ Made first career start in the 2017 season-opening win over Seattle and went on to start at total of 11 games while playing in all 16 last season.
- ▶ Saw action in 15 games as a rookie (2016) and registered 14 tackles (eight solo), two sacks, three tackles for a loss, nine QB pressures and three QB hits. Also appeared in all three postseason contests and posted two tackles (one solo) and a QB pressure.
- ▶ Posted sacks in back-to-back games in 2016, recording one in Week 13 vs. Houston and one in Week 14 vs. Seattle.
- ▶ Played in 48 games with 33 starts for Northwestern.
- ▶ Earned second-team All-Big Ten honors as a senior in 2015 after posting 46 tackles (27 solo), 13.5 tackles for a loss (second on the team), three sacks, an interception, a fumble recovery and seven passes defended.

NT Tyler Lancaster, Rookie, Northwestern, FA-18

- ▶ Has played in 10 games with three starts this season.
- ▶ Recorded a team-best 10 tackles (six solo) in Week 15 at Chicago.
- ▶ Spent the first four weeks of the season on the Packers' practice squad before being promoted to the active roster on Oct. 6.
- ▶ Signed as an undrafted free agent by Green Bay on May 4, 2018.
- ▶ Was a team captain as a senior, earning honorable mention All-Big Ten for a defense that ranked No. 9 in the NCAA in rushing defense.
- ▶ Played in 40 games with 39 starts over four seasons for Northwestern, racking up 101 tackles (46 solo), 18.5 tackles for a loss, 3.5 sacks and two forced fumbles.

DE Kenny Clark, 3rd Year, UCLA, D1-16

- ▶ Ranks No. 2 on the team with a career-best six sacks this season.
- ▶ Is No. 3 on the team in QB hits (seven) this season.
- ▶ Despite missing Week 12 due to injury, set career highs in tackles (78, No. 4 on the team) and sacks (4.5, No. 4 on the team) in 2017.
- ▶ Finished the 2016 regular season ranked No. 3 on the GB defensive line in tackles (33).
- ▶ Became the youngest player to appear in a season opener for the Packers since Arnie Herber (20 years old) in 1930.
- ▶ Earned third-team All-America honors from *The Associated Press* and first-team All-Pacific-12 recognition from the coaches and media as a junior in 2015.

OLB Clay Matthews, 10th Year, Southern California, D1b-09

- ▶ Leads the team in QB pressures (16) and is tied for No. 1 on the team in QB hits (eight) this season.
- ▶ With 83.5 career sacks, passed Kabeer Gbaja-Biamila (74.5) for the most sacks in Packers history. Led the team with 7.5 sacks in 2017 despite missing two games.
- ▶ Despite injuries forcing him to miss four games and limiting him in six others, finished No. 3 on the team with five sacks in 2016.
- ▶ For the first time in his career, recorded at least one sack in each of the first three regular-season games he played in (2016).
- ▶ Selected to his sixth Pro Bowl and first as an inside linebacker in 2015 after recording 6.5 sacks (second on the team), 15 QB hits (No. 1 on the team) and a career-high 85 tackles (No. 2 on the team).
- ▶ With a team-high 11.0 sacks in 2014, is tied for the most 10-plus sack seasons in franchise history (four).
- ▶ Is the only player in franchise history to score a defensive TD (interception or fumble return) in each of his first three seasons in the NFL (2009-11).

ILB Blake Martinez, 3rd Year, Stanford, D4a-16

- ▶ Leads the Packers in total tackles (128) and solo tackles (88) this season.
- ▶ Ranked No. 1 on the Packers with 158 total tackles (107 solo) during the 2017 season. Dating back to 1975, it was the 14th time and first time since A.J. Hawk (153) in 2013 that a Green Bay player reached 150 tackles in a season.
- ▶ Registered 10-plus tackles in seven games in 2017 (12 vs. Cincinnati, 13 at Dallas, 14 at Minnesota, 15 vs. New Orleans, 12 vs. Detroit, 17 at Pittsburgh, 10 vs. Tampa Bay).
- ▶ Became the first rookie to start on defense for Green Bay in Week 1 since LB Nick Perry in 2012.
- ▶ Started all 27 games played in his final two seasons, leading the team in tackles as a junior (102) and senior (141).

ILB Antonio Morrison, 3rd Year, Florida, FA-18

- ▶ Has played in all 14 games with seven starts this season.
- ▶ Acquired by the Packers in a trade with the Indianapolis Colts on Aug. 26, 2018, in exchange for CB Lenzy Pipkins.

- ▶ Originally selected by the Colts in the fourth round (No. 125 overall) of the 2016 NFL Draft out of the University of Florida.
- ▶ In two seasons with Indianapolis, played in 31 games with 19 starts and registered 154 tackles (91 solo), six tackles for a loss and a pass defended. Started all 15 games he played in at inside linebacker last season and led the team with a career-high 108 tackles (64 solo).

OLB Kyler Fackrell, 3rd Year, Utah State, D3-16

- ▶ After tying for No. 2 on the team with 20 QB pressures in 2017, he leads the Packers with 8.5 sacks this season.
- ▶ According to Sportradar, ranks No. 6 among NFL linebackers in sacks this season.
- ▶ Is tied for the fifth-most three-sack games (two) in franchise history (since 1982), according to pro-football-reference.com.
- ▶ Became one of just 15 players in school history to earn first-team or second-team all-conference recognition three times during his career (2012-13, 2015).
- ▶ Entered college as a walk-on in 2011 before a scholarship opened up in the fall.

CB Jaire Alexander, Rookie, Louisville, D1-18

- ▶ Has played in 13 games with 10 starts this season, ranking No. 1 on the team with 15 passes defended.
- ▶ Registered five passes defended against the Los Angeles Rams in Week 8, the most by a Green Bay defender this season.
- ▶ Was just the third Louisville defensive back in school history to be selected in the first round of the NFL Draft.
- ▶ Played in 31 games with 19 starts during his three seasons with the Cardinals, earning second-team All-Atlantic Coast Conference recognition as a sophomore in 2016.

CB Josh Jackson, Rookie, Iowa, D2-18

- ▶ Has played in 14 games with nine starts.
- ▶ Ranks No. 2 on the team with 11 passes defended this season.
- ▶ Set career highs as a junior at Iowa in games started (13), passes defended (26, No. 1 in the nation) and interceptions (eight, No. 1 in the nation and tied a school record).
- ▶ Named a permanent team captain on the Iowa defense in 2017 and was a consensus first-team All-American as well as first-team All-Big Ten by the league's coaches and media.

S Tramon Williams, 12th Year, Louisiana Tech, FA-18

- ▶ After starting the first seven games of the season at CB, started at S in each of the past seven games.
- ▶ Has 32 career interceptions, tied for No. 4 among active NFL players.
- ▶ Is the only active player in the NFL with at least one INT in each of the last 11 seasons (2007-17).
- ▶ Returns to the Packers after spending the last three seasons with the Cleveland Browns (2015-16) and Arizona Cardinals (2017). The former undrafted free agent and practice-squad player appeared in 127 regular-season games for the Packers from 2007-14.
- ▶ Has three career TDs, including INT returns of 43 yards (2011) and 70 yards (2010 postseason) and a 94-yard punt return (2007).
- ▶ Ranked No. 1 in the NFL with a combined nine interceptions in 2010 (six in regular season, three in postseason) and was chosen for the Pro Bowl as an injury replacement.

S Kentrell Brice, 3rd Year, Louisiana Tech, FA-16

- ▶ Recorded his first career sack in Week 1 as part of a 12-tackle (nine solo) performance.
- ▶ Started a career-best three games in 2017 and set career highs in tackles (24), solo tackles (21), interceptions (one) and passes defended (four) despite only playing in six contests before being placed on injured reserve with an ankle injury on Nov. 3.
- ▶ Was one of five rookie free agents to make Green Bay's Week 1 roster and joined S Marwin Evans as the only rookie free agents to play in all 16 regular-season games and three postseason contests for the Packers in 2016.
- ▶ Started 33 of 49 games played at Louisiana Tech, recording 210 tackles (154 solo), 10 tackles for a loss, five sacks, three interceptions, four forced fumbles, a fumble recovery and 13 pass breakups.



No	ALPHABETICAL ROSTER	Pos	Ht	Wt	Birthdate	NFL Exp	College	High School Hometown
17	Adams, Davante	WR	6-1	215	12/24/92	5	Fresno State	Palo Alto, Calif.
90	Adams, Montravius	DL	6-4	304	7/24/95	2	Auburn	Vienna, Ga.
23	Alexander, Jaire	CB	5-10	196	2/9/97	R	Louisville	Charlotte, N.C.
69	Bakhtiari, David	T	6-4	310	9/30/91	6	Colorado	San Mateo, Calif.
22	Bibbs, Kapri	RB	5-10	203	1/10/93	3	Colorado State	Plainfield, Ill.
8	Boyle, Tim	QB	6-4	232	10/3/94	R	Eastern Kentucky	Middletown, Conn.
43	Bradley, Hunter	LS	6-3	241	5/21/94	R	Mississippi State	Collierville, Tenn.
26	Breeland, Bashaud	CB	5-11	195	1/30/92	5	Clemson	Fairfax, S.C.
29	Brice, Kentrell	S	5-11	200	8/11/94	3	Louisiana Tech	Ruston, La.
98	Brown, Fadol	DL	6-4	282	4/15/93	1	Mississippi	Charleston, S.C.
28	Brown, Tony	CB	6-0	199	7/13/95	R	Alabama	Beaumont, Texas
75	Bulaga, Bryan	T	6-5	314	3/21/89	9	Iowa	Woodstock, Ill.
42	Burks, Oren	LB	6-3	233	3/21/95	R	Vanderbilt	Lorton, Va.
97	Clark, Kenny	DL	6-3	314	10/4/95	3	UCLA	Rialto, Calif.
18	Cobb, Randall	WR	5-10	192	8/22/90	8	Kentucky	Alcoa, Tenn.
54	Crawford, James	LB	6-2	239	12/2/94	R	Illinois	Fort Lauderdale, Fla.
2	Crosby, Mason	K	6-1	207	9/3/84	12	Colorado	Georgetown, Texas
91	Donnerson, Kendall	LB	6-3	249	4/22/96	R	Southwest Missouri	Maumelle, Ark.
51	Fackrell, Kyler	LB	6-5	245	11/25/91	3	Utah State	Mesa, Ariz.
93	Gilbert, Reggie	LB	6-3	261	4/1/93	1	Arizona	Laveen, Ariz.
80	Graham, Jimmy	TE	6-7	265	11/24/86	9	Miami	Wilson, N.C.
37	Jackson, Josh	CB	6-0	196	4/3/96	R	Iowa	Corinth, Texas
21	Jamerson, Natrell	CB	5-11	201	12/15/95	R	Wisconsin	Ocala, Fla.
27	Jones, Josh	S	6-2	220	9/20/94	2	North Carolina State	Walled Lake, Mich.
84	Kendricks, Lance	TE	6-3	250	1/30/88	8	Wisconsin	Milwaukee, Wis.
9	Kizer, DeShone	QB	6-4	235	1/3/96	2	Notre Dame	Toledo, Ohio
16	Kumerow, Jake	WR	6-4	209	2/17/92	1	Wisconsin-Whitewater	Bartlett, Ill.
95	Lancaster, Tyler	DL	6-3	313	11/4/94	R	Northwestern	Plainfield, Ill.
13	Lazard, Allen	WR	6-5	227	12/11/95	R	Iowa State	Urbandale, Ia.
89	Lewis, Mercedes	TE	6-6	267	5/19/84	13	UCLA	Long Beach, Calif.
63	Linsley, Corey	C	6-3	301	7/27/91	5	Ohio State	Boardman, Ohio
99	Looney, James	DL	6-3	287	5/15/95	R	California	Lake Worth, Fla.
94	Lowry, Dean	DL	6-6	296	6/9/94	3	Northwestern	Rockford, Ill.
50	Martinez, Blake	LB	6-2	237	1/9/94	3	Stanford	Oro Valley, Ariz.
52	Matthews, Clay	LB	6-3	255	5/14/86	10	Southern California	Agoura Hills, Calif.
64	McCray, Justin	G	6-3	317	5/31/92	2	Central Florida	Miami, Fla.
82	Moore, J'Mon	WR	6-3	205	5/23/95	R	Missouri	Missouri City, Texas
44	Morrison, Antonio	LB	6-1	241	12/6/94	3	Florida	Bolingbrook, Ill.
77	Pankey, Adam	G/T	6-5	313	2/2/94	2	West Virginia	Hamilton, Ohio
62	Patrick, Lucas	G	6-3	313	7/30/93	2	Duke	Brentwood, Tenn.
35	Pleasant, Eddie	S	5-10	210	12/17/88	7	Oregon	La Palma, Calif.
25	Redmond, Will	CB	5-11	186	12/28/93	3	Mississippi State	Memphis, Tenn.
12	Rodgers, Aaron	QB	6-2	225	12/2/83	14	California	Chico, Calif.
6	Scott, JK	P	6-6	208	10/30/95	R	Alabama	Denver, Colo.
56	Siragusa, Nico	G	6-4	320	5/10/1994	2	San Diego State	Chula Vista, Calif.
78	Spriggs, Jason	T	6-6	301	5/17/94	3	Indiana	Elkhart, Ind.
19	St. Brown, Equanimeous	WR	6-5	214	9/30/96	R	Notre Dame	Anaheim, Calif.
65	Taylor, Lane	G	6-3	324	11/22/89	6	Oklahoma State	Arlington, Texas
85	Tonyan, Robert	TE	6-5	237	4/30/94	1	Indiana State	McHenry, Ill.
83	Valdes-Scantling, Marquez	WR	6-4	206	10/10/94	R	South Florida	St. Petersburg, Fla.
45	Vitale, Danny	FB	6-0	239	10/26/93	3	Northwestern	Wheaton, Ill.
30	Williams, Jamaal	RB	6-0	213	4/3/95	2	Brigham Young	Fontana, Calif.
38	Williams, Tramon	CB/S	5-11	191	3/16/83	12	Louisiana Tech	Houma, La.

PRACTICE SQUAD

24	Coleman, Lavon	RB	5-11	216	12/10/94	R	Washington	Lompoc, Calif.
59	Cotton, Eric	DL	6-4	272	2/28/95	R	Stanford	Nampa, Idaho
72	de Beer, Gerhard	T	6-6	312	7/5/94	R	Arizona	Pretoria, South Africa
46	Johnson, Malcolm	FB	6-1	231	8/11/92	3	Mississippi State	Tuscaloosa, Ala.
41	Killings, D.J.	CB	6-0	185	8/9/95	1	Central Florida	Jacksonville, Fla.
34	Matthews, Tray	S	6-1	213	10/18/94	R	Auburn	Newnan, Ga.
88	Redding, Teo	WR	6-1	176	12/8/94	R	Bowling Green	Warren, Mich.
58	Sheldon, Brady	LB	6-5	231	2/23/93	1	Ferris State	Novi, Mich.
79	Simon, Deon	DL	6-4	332	7/6/90	2	Northwestern State (La.)	Baton Rouge, La.
40	Thompson, Jason	S	6-2	210	4/21/94	1	Utah	Burien, Wash.

RESERVE/INJURED

81	Allison, Geronimo	WR	6-3	202	1/18/94	3	Illinois	Riverview, Fla.
74	Bell, Byron	T/G	6-5	320	1/17/89	8	New Mexico	Greenville, Texas
39	Campbell, Ibrahim	S	5-11	210	5/13/92	4	Northwestern	Philadelphia, Pa.
32	Carson, Tra	RB	5-11	228	10/24/92	2	Texas A&M	Texarkana, Texas
76	Daniels, Mike	DL	6-0	310	5/5/89	7	Iowa	Blackwood, N.J.
11	Davis, Trevor	WR	6-1	188	7/4/93	3	California	Martinez, Calif.
36	Greene, Raven	S	5-11	197	2/2/95	R	James Madison	Virginia Beach, Va.
31	House, Davon	CB	6-0	195	7/10/89	8	New Mexico State	Palmdale, Calif.
33	Jones, Aaron	RB	5-9	208	12/2/94	2	Texas-El Paso	El Paso, Texas
20	King, Kevin	CB	6-3	200	5/5/95	2	Washington	Oakland, Calif.
68	Murphy, Kyle	T	6-6	305	12/11/93	3	Stanford	San Clemente, Calif.
53	Perry, Nick	LB	6-3	265	4/12/90	7	Southern California	Detroit, Mich.
47	Ryan, Jake	LB	6-2	240	2/27/92	4	Michigan	Cleveland, Ohio
96	Wilkerson, Muhammad	DL	6-4	315	10/22/89	8	Temple	Linden, N.J.

PRACTICE SQUAD; INJURED

71	Coyle, Anthony	G	6-4	298	9/19/96	R	Fordham	Staten Island, N.Y.
86	Wolf, Ethan	TE	6-6	252	11/7/95	R	Tennessee	Minster, Ohio

RESERVE/SUSPENDED

70	Light, Alex	T/G	6-5	309	5/2/96	R	Richmond	Salem, Va.
----	-------------	-----	-----	-----	--------	---	----------	------------

RESERVE/DID NOT REPORT

61	Madison, Cole	G	6-5	308	12/20/94	R	Washington State	Burien, Wash.
----	---------------	---	-----	-----	----------	---	------------------	---------------

No	NUMERICAL ROSTER	Pos	Ht	Wt	Age	NFL	College	How	Reg. season
						Exp		Acquired	GP/GS/DNP/IA
2	Mason Crosby	K	6-1	207	34	12	Colorado	D6c-07	14/0/0/0
6	JK Scott	P	6-6	208	23	R	Alabama	D5b-18	14/0/0/0
8	Tim Boyle	QB	6-4	232	24	R	Eastern Kentucky	FA-18	0/0/1/13
9	DeShone Kizer	QB	6-4	235	22	2	Notre Dame	T (Cle.)-18	2/0/12/0
12	Aaron Rodgers	QB	6-2	225	35	14	California	D1-05	14/14/0/0
13	Allen Lazard	WR	6-5	227	23	R	Iowa State	FA-18 (PS-Jac.)	0/0/0/0
16	Jake Kumerow	WR	6-4	209	26	1	Wisconsin-Whitewater	FA-17	3/0/0/0
17	Davante Adams	WR	6-1	215	25	5	Fresno State	D2-14	14/14/0/0
18	Randall Cobb	WR	5-10	192	28	8	Kentucky	D2-11	8/6/0/6
19	Equanimeous St. Brown	WR	6-5	214	22	R	Notre Dame	D6-18	11/6/1/2
21	Natrell Jamerson	CB	5-11	201	23	R	Wisconsin	FA-18	0/0/0/2
22	Kapri Bibbs	RB	5-10	203	25	3	Colorado State	W (Was.)-18	0/0/0/0
23	Jaire Alexander	CB	5-10	196	21	R	Louisville	D1-18	12/10/0/2
25	Will Redmond	CB	5-11	186	24	3	Mississippi State	FA-18	5/0/0/1
26	Bashaud Breeland	CB	5-11	195	26	5	Clemson	FA-18	5/4/0/6
27	Josh Jones	S	6-2	220	24	2	North Carolina State	D2b-17	11/3/0/3
28	Tony Brown	CB	6-0	199	23	R	Alabama	FA-18	9/1/0/2
29	Kentrell Brice	S	5-11	200	24	3	Louisiana Tech	FA-16	12/10/0/2
30	Jamaal Williams	RB	6-0	213	23	2	Brigham Young	D4b-17	14/6/0/0
35	Eddie Pleasant	S	5-10	210	30	7	Oregon	FA-18	3/1/0/0
37	Josh Jackson	CB	6-0	196	22	R	Iowa	D2-18	14/9/0/0
38	Tramon Williams	CB/S	5-11	191	35	12	Louisiana Tech	UFA (Ari.)-18	14/14/0/0
42	Oren Burks	LB	6-3	233	23	R	Vanderbilt	D3-18	12/3/0/2
43	Hunter Bradley	LS	6-3	241	24	R	Mississippi State	D7b-18	14/0/0/0
44	Antonio Morrison	LB	6-1	241	24	3	Florida	T (Ind.)-18	14/7/0/0
45	Danny Vitale	FB	6-0	239	25	3	Northwestern	FA-18	3/0/0/0
50	Blake Martinez	LB	6-2	237	24	3	Stanford	D4a-16	14/14/0/0
51	Kylar Fackrell	LB	6-5	245	27	3	Utah State	D3-16	14/5/0/0
52	Clay Matthews	LB	6-3	255	32	10	Southern California	D1b-09	14/14/0/0
54	James Crawford	LB	6-2	239	24	R	Illinois	FA-18	14/0/0/0
56	Nico Siragusa	G	6-4	320	24	2	San Diego State	FA-18 (PS-Bal.)	0/0/0/1
62	Lucas Patrick	G	6-3	313	25	2	Duke	FA-16	12/2/1/1
63	Corey Linsley	C	6-3	301	27	5	Ohio State	D5a-14	14/14/0/0
64	Justin McCray	G	6-3	317	26	2	Central Florida	FA-17	10/4/1/3
65	Lane Taylor	G	6-3	324	29	6	Oklahoma State	FA-13	13/13/0/1
69	David Bakhtiari	T	6-4	310	27	6	Colorado	D4a-13	14/14/0/0
75	Bryan Bulaga	T	6-5	314	29	9	Iowa	D1-10	12/12/0/2
77	Adam Pankey	G/T	6-5	313	24	2	West Virginia	FA-17	1/0/0/1
78	Jason Spriggs	T	6-6	301	24	3	Indiana	D2-16	13/0/0/1
80	Jimmy Graham	TE	6-7	265	32	9	Miami	UFA (Sea.)-18	14/11/0/0
82	J'Mon Moore	WR	6-3	205	23	R	Missouri	D4-18	10/0/0/4
83	Marquez Valdes-Scantling	WR	6-4	206	24	R	South Florida	D5c-18	14/9/0/0
84	Lance Kendricks	TE	6-3	250	30	8	Wisconsin	FA-17	14/2/0/0
85	Robert Tonyan	TE	6-5	237	24	1	Indiana State	FA-17	14/0/0/0
89	Mercedes Lewis	TE	6-6	267	34	13	UCLA	FA-18	14/4/0/0
90	Montravius Adams	DL	6-4	304	23	2	Auburn	D3-17	14/0/0/0
91	Kendall Donnerson	LB	6-3	249	22	R	Southeast Missouri	D7c-18	0/0/0/2
93	Reggie Gilbert	LB	6-3	261	25	1	Arizona	FA-16	14/0/0/0
94	Dean Lowry	DL	6-6	296	24	3	Northwestern	D4b-16	14/6/0/0
95	Tyler Lancaster	DL	6-3	313	24	R	Northwestern	FA-18	9/3/1/0
97	Kenny Clark	DL	6-3	314	23	3	UCLA	D1-16	13/13/0/1
98	Fadol Brown	DL	6-4	282	25	1	Mississippi	FA-18	2/0/0/0
99	James Looney	DL	6-3	287	23	R	California	D7a-18	1/0/2/1

PRACTICE SQUAD

24	Lavon Coleman	RB	5-11	216	24	R	Washington	FA-18	0/0/0/0
34	Tray Matthews	S	6-1	213	24	R	Auburn	FA-18	0/0/0/0
40	Jason Thompson	S	6-2	210	24	1	Utah	FA-18	0/0/0/0
41	D.J. Killings	CB	6-0	185	23	1	Central Florida	FA-18	0/0/0/0
46	Malcolm Johnson	FB	6-1	231	26	3	Mississippi State	FA-18	0/0/0/0
58	Brady Sheldon	LB	6-5	231	25	1	Ferris State	FA-18	0/0/0/0
59	Eric Cotton	DL	6-4	272	23	R	Stanford	FA-18	0/0/0/0
72	Gerhard de Beer	T	6-6	312	24	R	Arizona	FA-18	0/0/0/0
79	Deon Simon	DL	6-4	332	28	2	Northwestern State (La.)	FA-18	0/0/0/0
88	Teo Redding	WR	6-1	176	24	R	Bowling Green	FA-18	0/0/0/0

RESERVE/INJURED

11	Trevor Davis	WR	6-1	188	25	3	California	D5-16	2/0/0/1
20	Kevin King	CB	6-3	200	23	2	Washington	D2a-17	6/6/0/6
31	Davon House	CB	6-0	195	29	8	New Mexico State	FA-17	3/0/0/0
32	Tra Carson	RB	5-11	228	26	2	Texas A&M	FA-18	4/0/0/1
33	Aaron Jones	RB	5-9	208	24	2	Texas-El Paso	D5b-17	12/8/0/0
36	Raven Greene	S	5-11	197	23	R	James Madison	FA-18	8/0/0/4
39	Ibraheem Campbell	S	5-11	210	26	4	Northwestern	W-18 (NYJ)	3/1/0/1
47	Jake Ryan	LB	6-2	240	26	4	Michigan	D4-15	0/0/0/0
53	Nick Perry	LB	6-3	265	28	7	Southern California	D1-12	9/9/0/1
68	Kyle Murphy	T	6-6	305	25	3	Stanford	D6-16	0/0/0/0
74	Byron Bell	T/G	6-5	320	29	8	New Mexico	FA-18	12/9/0/1
76	Mike Daniels	DL	6-0	310	29	7	Iowa	D4a-12	10/9/0/1
81	Geronimo Allison	WR	6-3	202	24	3	Illinois	FA-16	5/4/0/3
96	Muhammad Wilkerson	DL	6-4	315	29	8	Temple	FA-18	3/3/0/0

PRACTICE SQUAD; INJURED

71	Anthony Coyle	G	6-4	298	22	R	Fordham	FA-18	0/0/0/0
86	Ethan Wolf	TE	6-6	252	23	R	Tennessee	FA-18	0/0/0/0

RESERVE/SUSPENDED

70	Alex Light	T/G	6-5	309	22	R	Richmond	FA-18	2/0/0/12
----	------------	-----	-----	-----	----	---	----------	-------	----------

RESERVE/DID NOT REPORT

61	Cole Madison	G	6-5	308	24	R	Washington State	D5a-18	0/0/0/0
----	--------------	---	-----	-----	----	---	------------------	--------	---------



2018 REGULAR-SEASON STATISTICS

	Packers	Opponents
TOTAL FIRST DOWNS	288	283
Rushing	86	89
Passing	184	165
Penalty	18	29
3rd Down: Made/Att	65/176	69/187
3rd Down Pct.	36.9	36.9
4th Down: Made/Att	7/15	9/15
4th Down Pct.	46.7	60.0
POSSESSION AVG.	29:53	30:07
TOTAL NET YARDS	5190	4895
Avg. Per Game	370.7	349.6
Total Plays	891	888
Avg. Per Play	5.8	5.5
NET YARDS RUSHING	1494	1738
Avg. Per Game	106.7	124.1
Total Rushes	300	388
NET YARDS PASSING	3696	3157
Avg. Per Game	264.0	225.5
Sacked/Yards Lost	46/333	41/302
Gross Yards	4029	3459
Att./Completions	545/336	459/291
Completion Pct.	61.7	63.4
HAD INTERCEPTED	3	7
PUNTS/AVERAGE	62/44.3	64/45.6
Net Punting Avg.	62/39.0	64/41.9
PENALTIES/YARDS	93/813	78/586
FUMBLES/BALL LOST	20/10	16/8
TOUCHDOWNS	36	38
Rushing	11	13
Passing	23	24
Returns	2	1

SCORE BY PERIODS

	Q1	Q2	Q3	Q4	OT	PTS
PACKERS	75	90	89	78	0	332
OPPONENTS	90	103	44	94	0	331

SCORING

	TD	-Ru	-Pa	-Rt	K-PAT	FG	S	PTS
Mason Crosby	0	0	0	0	31/33	27/34	0	112
Davante Adams	12	0	12	0			0	74
Aaron Jones	9	8	1	0			0	54
Jamaal Williams	2	2	0	0			0	14
Geronimo Allison	2	0	2	0			0	12
Randall Cobb	2	0	2	0			0	12
Jimmy Graham	2	0	2	0			0	12
Marquez Valdes-Scantling	2	0	2	0			0	12
Bashaud Breeland	1	0	0	1			0	6
Josh Jackson	1	0	0	1			0	6
Lance Kendricks	1	0	1	0			0	6
Ty Montgomery	1	1	0	0			0	6
Robert Tonyan	1	0	1	0			0	6
PACKERS	36	11	23	2	31/33	27/34	0	332
OPPONENTS	38	13	24	1	34/35	21/28	1	331

2-Pt Conversions: D.Adams, J.Williams, Packers 2-3, Opponents 2-3

SACKS: Tyler Fackrell 8.5, Kenny Clark 6, Blake Martinez 4, Clay Matthews 3.5, Dean Lowry 3, Reggie Gilbert 2.5, Mike Daniels 2, Team 2, Montravius Adams 1.5, Nick Perry 1.5, Kentrell Brice 1, Ha Ha Clinton-Dix 1, Raven Greene 1, Josh Jones 1, Antonio Morrison 1, Jermaine Whitehead 1, Jaire Alexander 0.5, PACKERS 41, OPPONENTS 46

RUSHING

	No	Yds	Avg	Long	TD
Aaron Jones	133	728	5.5	67	8
Jamaal Williams	98	365	3.7	20	2
Aaron Rodgers	38	237	6.2	21	0
Ty Montgomery	26	105	4.0	16	1
Marquez Valdes-Scantling	2	29	14.5	21	0
Raven Greene	1	26	26.0	26	0
Equanimeous St. Brown	1	5	5.0	5	0
DeShone Kizer	1	-1	-1.0	-1	0
PACKERS	300	1494	5.0	67	11
OPPONENTS	388	1738	4.5	41	13

PASSING

	Att	Cmp	Yds	Cmp%	Yds/Att	TD	TD%	Int	Int%	Long	Sack/Lost	Rating
Aaron Rodgers	537	332	3974	61.8	7.40	23	4.3	2	0.4	75t	44/312	97.2
DeShone Kizer	7	4	55	57.1	7.86	0	0.0	1	14.3	29	2/21	42.9
JK Scott	1	0	0	0.0	0.00	0	0.0	0	0.0	---	0/0	39.6
PACKERS	545	336	4029	61.7	7.39	23	4.2	3	0.6	75t	46/333	96.0
OPPONENTS	459	291	3459	63.4	7.54	24	5.2	7	1.5	75t	41/302	97.4

RECEIVING

	No	Yds	Avg	Long	TD
Davante Adams	100	1315	13.2	57	12
Jimmy Graham	49	581	11.9	54	2
Randall Cobb	37	356	9.6	75t	2
Marquez Valdes-Scantling	30	463	15.4	60	2
Aaron Jones	26	206	7.9	24t	1
Geronimo Allison	20	303	15.2	64t	2
Jamaal Williams	18	133	7.4	21	0
Lance Kendricks	17	144	8.5	22	1
Equanimeous St. Brown	16	234	14.6	54	0
Ty Montgomery	15	170	11.3	43	0
Mercedes Lewis	3	39	13.0	30	0
Robert Tonyan	2	59	29.5	54t	1
Jake Kumerow	2	16	8.0	11	0
J'Mon Moore	1	10	10.0	10	0
PACKERS	336	4029	12.0	75t	23
OPPONENTS	291	3459	11.9	75t	24

INTERCEPTIONS

	No	Yds	Avg	Long	TD
Ha Ha Clinton-Dix	3	25	8.3	24	0
Bashaud Breeland	2	48	24.0	26	1
Jaire Alexander	1	27	27.0	27	0
Kevin King	1	0	0.0	0	0
PACKERS	7	100	14.3	27	1
OPPONENTS	3	51	17.0	27t	1

PUNTING

	No	Yds	Avg	Net	TB	In 20	LG	Blk
JK Scott	61	2746	45.0	39.0	8	18	67	1
PACKERS	62	2746	44.3	39.0	8	18	67	1
OPPONENTS	64	2921	45.6	41.9	2	24	64	1

PUNT RETURNS

	Ret	FC	Yds	Avg	Long	TD
Tramon Williams	11	8	83	7.5	23	0
Randall Cobb	7	6	46	6.6	17	0
Jaire Alexander	4	1	25	6.3	24	0
Trevor Davis	4	1	44	11.0	15	0
Josh Jackson	1	0	0	0.0	0	0
Kevin King	1	0	0	0.0	0	0
PACKERS	28	16	198	7.1	24	0
OPPONENTS	17	23	169	9.9	44	0

KICKOFF RETURNS

	No	Yds	Avg	Long	TD
Ty Montgomery	10	210	21.0	27	0
Jamaal Williams	4	95	23.8	30	0
Bashaud Breeland	3	62	20.7	23	0
Lucas Patrick	2	23	11.5	15	0
Trevor Davis	1	20	20.0	20	0
J'Mon Moore	1	26	26.0	26	0
Marquez Valdes-Scantling	1	21	21.0	21	0
PACKERS	22	457	20.8	30	0
OPPONENTS	34	786	23.1	46	0

FIELD GOALS

	1-19	20-29	30-39	40-49	50+
Mason Crosby	0/0	3/3	9/10	10/14	5/7
PACKERS	0/0	3/3	9/10	10/14	5/7
OPPONENTS	0/0	4/4	8/9	9/12	0/3

Crosby: (42G) (37G, 40G, 31G, 48G, 36G, 52N) (41G) (52G, 36G, 52G) (41N, 42N, 38N, 56N, 41G) (29G, 39G, 51G, 27G) (41G, 53G) (29G) (38G) (47N, 36G) (38G) (32G, 49N) (50G, 48G) (41G, 43G, 45G)

Opponents: (26G, 33G, 32G) (48N, 49N, 35N) (35G) () (39G, 55N) (46G, 44G, 43G) (43G, 34G) (28G) (37G, 25G, 47G, 40G) (39G, 43G) (48N, 56N, 37G) (44G, 44G) (53N) (24G)

2018 REGULAR-SEASON DEFENSIVE STATISTICS

Official totals – based on coaches' film review, through Week 15 at Chicago

SPECIAL TEAMS

Player	Total Tackles	Solo	Asst	Sacks/ Yards	Int/ Yards	Fum Rec	For Fum	Pass Def
Blake Martinez	128	88	40	4.0/26.0	0/0	0	0	3
Kenny Clark	73	46	27	6.0/43.0	0/0	2	1	2
Jaire Alexander	71	57	14	0.5/3.0	1/27	0	0	15
Tramon Williams	60	44	16	0.0/0.0	0/0	1	0	3
Josh Jackson	58	36	22	0.0/0.0	0/0	0	0	11
Kentrell Brice	51	36	15	1.0/0.0	0/0	0	0	3
Dean Lowry	48	31	17	3.0/23.0	0/0	1	0	2
Josh Jones	45	34	11	1.0/7.0	0/0	0	0	1
Kyler Fackrell	42	31	11	8.5/57.5	0/0	0	1	2
Reggie Gilbert	39	32	7	2.5/22.0	0/0	1	0	2
Clay Matthews	39	30	9	3.5/25.5	0/0	0	2	0
Ha Ha Clinton-Dix	38	26	12	1.0/5.0	3/25	0	1	4
Antonio Morrison	33	21	12	1.0/11.0	0/0	0	0	0
Mike Daniels	26	15	11	2.0/10.0	0/0	0	0	0
Nick Perry	25	18	7	1.5/11.5	0/0	0	1	5
Tyler Lancaster	23	13	10	0.0/0.0	0/0	0	0	0
Kevin King	22	16	6	0.0/0.0	1/0	1	0	3
Ibraheim Campbell	20	16	4	0.0/0.0	0/0	0	1	0
Jermaine Whitehead	19	16	3	1.0/16.0	0/0	0	0	2
Montravius Adams	17	11	6	1.5/3.5	0/0	0	0	0
Bashaud Breeland	16	12	4	0.0/0.0	2/48	1	0	6
Tony Brown	15	13	2	0.0/0.0	0/0	0	2	3
Oren Burks	15	13	2	0.0/0.0	0/0	0	0	0
Eddie Pleasant	7	3	4	0.0/0.0	0/0	0	0	0
Muhammad Wilkerson	6	4	2	0.0/0.0	0/0	0	0	0
Raven Greene	3	2	1	1.0/12.0	0/0	0	0	1
Korey Toomer	3	2	1	0.0/0.0	0/0	0	0	0
Fadol Brown	2	2	0	0.0/0.0	0/0	0	0	0
James Crawford	1	0	1	0.0/0.0	0/0	0	0	0
TEAM	0	0	0	2.0/25.0	0/0	0	0	0
Totals	945	668	277	41.0/302.0	7/100	7	9	69

Player	TT	FR	FF
James Crawford	10	1	0
Oren Burks	9	0	0
Tony Brown	6	0	0
Josh Jones	6	0	0
Raven Greene	5	0	1
Antonio Morrison	4	0	0
Jermaine Whitehead	4	0	0
Kyler Fackrell	3	0	0
Josh Jackson	3	0	0
Eddie Pleasant	3	0	0
Jaire Alexander	2	0	0
Tra Carson	2	0	0
Trevor Davis	2	0	0
Reggie Gilbert	2	0	0
Jake Kumerow	2	0	0
J'Mon Moore	2	0	0
Korey Toomer	2	0	0
Marquez Valdes-Scantling	2	0	0
Hunter Bradley	1	0	0
Fadol Brown	1	0	0
Mason Crosby	1	0	0
Lance Kendricks	1	0	0
Kevin King	1	0	0
Will Redmond	1	0	0
JK Scott	1	0	0
Robert Tonyan	1	0	0
Danny Vitale	1	0	0
Totals	78	1	1

BLOCKED KICKS

Player	PAT	FG	P
Geronimo Allison	0	0	1
Totals	0	0	1

MISCELLANEOUS

Player	Tackles
Byron Bell	2
Lane Taylor	2
Davante Adams	1
David Bakhtiari	1
Randall Cobb	1
DeShone Kizer	1
Totals	8

Player	FR
Randall Cobb	1
Lance Kendricks	1
Corey Linsley	1
Aaron Rodgers	1
JK Scott	1
Totals	5

DEFENSIVE SCORING

Player	TD	Int Ret	Fum Ret	Safeties
Bashaud Breeland	1	1	0	0
Totals	1	1	0	0

Defensive touchdowns (1):

Breeland — 22-yard INT return vs. Atlanta (12/9)



OFFENSE

WR:	18	Randall Cobb	19	<u>Equanimeous St. Brown</u>	13	<u>Allen Lazard</u>
LT:	69	David Bakhtiari	78	Jason Spriggs		
LG:	65	Lane Taylor	64	Justin McCray	56	Nico Siragusa
C:	63	Corey Linsley	62	Lucas Patrick		
RG:	62	Lucas Patrick	64	Justin McCray	77	Adam Pankey
RT:	75	Bryan Bulaga	78	Jason Spriggs		
TE:	80	Jimmy Graham	84	Lance Kendricks	89	Mercedes Lewis
					85	Robert Tonyan
WR:	17	Davante Adams	82	<u>J'Mon Moore</u>		
WR:	<u>83</u>	<u>Marquez Valdes-Scantling</u>	16	Jake Kumerow		
QB:	12	Aaron Rodgers	9	DeShone Kizer	8	<u>Tim Boyle</u>
RB:	30	Jamaal Williams	45	Danny Vitale (FB)	22	Kapri Bibbs

DEFENSE

DE:	94	Dean Lowry	90	Montravius Adams	99	<u>James Looney</u>
NT:	<u>95</u>	<u>Tyler Lancaster</u>	90	Montravius Adams		
DE:	97	Kenny Clark	98	Fadol Brown		
OLB:	52	Clay Matthews	93	Reggie Gilbert		
ILB:	50	Blake Martinez	42	<u>Oren Burks</u>		
ILB:	44	Antonio Morrison	54	<u>James Crawford</u>		
OLB:	51	Kyler Fackrell	91	<u>Kendall Donnerson</u>		
CB:	<u>23</u>	<u>Jaire Alexander</u>	38	Tramon Williams	25	Will Redmond
					21	<u>Natrell Jamerson</u>
CB:	<u>37</u>	<u>Josh Jackson</u>	26	Bashaud Breeland	28	<u>Tony Brown</u>
S:	38	Tramon Williams	35	Eddie Pleasant		
S:	29	Kentrell Brice	27	Josh Jones		

SPECIAL TEAMS

K:	2	Mason Crosby				
P:	<u>6</u>	<u>JK Scott</u>				
H:	<u>6</u>	<u>JK Scott</u>	18	Randall Cobb		
PR:	18	Randall Cobb	38	Tramon Williams	23	<u>Jaire Alexander</u>
KR:	30	Jamaal Williams	26	Bashaud Breeland	82	<u>J'Mon Moore</u>
LS:	<u>43</u>	<u>Hunter Bradley</u>				

Rookies are underlined

COACH LOCATIONS

► **Coaches' Box:** Jeff Blasko (assistant offensive line), Ryan Downard (defensive quality control), Scott McCurley (defensive assistant), Mike Pettine (defensive coordinator), Omar Young (coaching administrator).

► **Sideline:** Brian Angelichio (tight ends), James Campen (offense – run game coordinator/offensive line), Frank Cignetti Jr. (quarterbacks), Maurice Drayton (assistant special teams), Patrick Graham (defense – run game coordinator/inside linebackers), Jay Hayes (assistant defensive line), Jim Hostler (offense - pass game coordinator), Jerry Montgomery (defensive line), David Raih (wide receivers), Jason Simmons (secondary), Ben Sirmans (running backs), Joe Whitt Jr. (defense - pass game coordinator), Ron Zook (special teams coordinator).



ROSTER BY POSITION

QUARTERBACK (3)

Tim Boyle
DeShone Kizer
Aaron Rodgers

RUNNING BACK (2)

Kapri Bibbs
Jamaal Williams

FULLBACK (1)

Danny Vitale

WIDE RECEIVER (7)

Davante Adams
Randall Cobb
Jake Kumerow
Allen Lazard
J'Mon Moore
Equanimeous St. Brown
Marquez Valdes-Scantling

TIGHT END (4)

Jimmy Graham
Lance Kendricks
Mercedes Lewis
Robert Tonyan

OFFENSIVE LINE (9)

David Bakhtiari
Bryan Bulaga
Corey Linsley
Justin McCray
Adam Pankey
Lucas Patrick
Nico Siragusa
Jason Spriggs
Lane Taylor

DEFENSIVE LINE (6)

Montravius Adams
Fadol Brown
Kenny Clark
Tyler Lancaster
James Looney
Dean Lowry

Rookies are underlined

LINEBACKER (8)

Oren Burks
James Crawford
Kendall Donnerson
Kyler Fackrell
Reggie Gilbert
Blake Martinez
Clay Matthews
Antonio Morrison

CORNERBACK (6)

Jaire Alexander
Bashaud Breeland
Tony Brown
Josh Jackson
Natrell Jamerson
Will Redmond

SAFETY (4)

Kentrell Brice
Josh Jones
Eddie Pleasant
Tramon Williams (also CB)

SPECIALIST (3)

Hunter Bradley
Mason Crosby
JK Scott

PRONUNCIATION GUIDE

PLAYERS

Montravius Adams mon-TRAY-vee-us
Jaire Alexander ji-air
David Bakhtiari bock-tee-R-ee
Bashaud Breeland BA-shaud
Kentrell Brice ken-TRELL
Fadol Brown fuh-DOLL
Bryan Bulaga buh-LAH-guh
Ibraheim Campbell EE-brah-heem
Tra Carson tray
Gerhard de Beer HAIR-ard duh-BEER
Kyler Fackrell FACK-rull
Natrell Jamerson nuh-TRELL JAY-mer-sin
DeShone Kizer duh-SHONN
Jake Kumerow KOO-mer-o
J'Mon Moore JAY-mon

Teo Redding TEE-oh
Equanimeous St. Brown eck-wah-nihm-ee-ous
Marquez Valdes-Scantling mar-KWEZ
Tramon Williams truh-MON
Danny Vitale vuh-TAL-ee

COACHES

Brian Angelichio an-juh-LEEK-o
James Campen KAMP-en
Ryan Downard DOWN-erd
Jim Hostler HOSS-ler
Mark Lovat luh-VOTT
Mike Pettine PETT-in
David Raih RYE

HOW THE PACKERS WERE BUILT

Year	Record	Draft (26)	Trades (2)	Free Agents (22)
2005	4-12	QB Aaron Rodgers D1		
2007	13-3	K Mason Crosby D6c		
2009	11-5	LB Clay Matthews D1b		
2010	10-6	T Bryan Bulaga D1		
2011	15-1	WR Randall Cobb D2		
2013	8-7-1	T David Bakhtiari D4a		G Lane Taylor
2014	12-4	WR Davante Adams D2		
		C Corey Linsley D5a		
2016	10-6	DL Kenny Clark D1		S Kentrell Brice
		T Jason Spriggs D2		LB Reggie Gilbert
		LB Kyler Fackrell D3		G Lucas Patrick
		LB Blake Martinez D4a		
		DL Dean Lowry D4b		
2017	7-9	S Josh Jones D2b		TE Lance Kendricks
		DL Montravius Adams D3		G Justin McCray
		RB Jamaal Williams D4b		G/T Adam Pankey
				TE Robert Tonyan
2018	5-8-1	CB Jaire Alexander D1	LB Antonio Morrison (Ind.)	QB Tim Boyle
		CB Josh Jackson D2	QB DeShone Kizer (Cle.)	CB Bashaud Breeland
		LB Oren Burks D3		CB Tony Brown
		WR J'Mon Moore D4		LB James Crawford
		P JK Scott D5b		TE Jimmy Graham (UFA-Sea.)
		WR Marquez Valdes-Scantling D5c		WR Jake Kumerow
		WR Equanimeous St. Brown D6		DL Tyler Lancaster
		DL James Looney D7a		WR Allen Lazard (PS-Jac.)
		LS Hunter Bradley D7b		TE Marcedes Lewis
		LB Kendall Donnerson D7c		S Eddie Pleasant
				CB Will Redmond
				G Nico Siragusa (PS-Bal.)
				CB/S Tramon Williams (UFA-Ari.)
				FB Danny Vitale

Waivers (3): DL Fadol Brown (from Oakland Raiders), 2018; CB Natrell Jamerson (from Houston Texans), 2018; RB Kapri Bibbs (from Washington Redskins), 2018

TEAM STATISTICS/STARTERS

OFFENSE

Date/Opp			1	2	3	4	OT	Tot	Ru	Pa	Pe	First Downs	Third Downs	Fourth Downs	Pl	Yds	Avg	Att	Yds	TD	Net Passing	Att-Com-Int	Yds	TD	Sacked	Punts	*Punts	Pen	Fumbles	No/Yds	No/Lost	Conv	Poss
9/9		Chi	0	0	3	21	0	16	2	14	0	5-13	0-1	59	370	6.3	18	69	0	37	24	1	301	3	4	4/48.0	36.8	8/72	2/1	0-0	12		
9/16		Min	7	10	3	9	0	24	9	11	4	4-13	0-0	70	351	5.0	24	98	0	42	30	0	253	1	4	5/51.8	45.2	7/54	2/0	0-0	12		
9/23	at	Was	0	10	7	0	0	19	7	11	1	6-14	0-2	66	340	5.2	17	100	0	45	27	0	240	2	4	5/46.4	44.6	11/115	2/1	0-0	12		
9/30		Buf	6	10	3	3	0	22	9	12	1	11-19	0-1	74	423	5.7	32	141	1	40	22	1	282	1	2	4/42.8	38.0	5/60	3/1	0-0	12		
10/7	at	Det	0	0	14	9	0	30	6	23	1	3-10	2-2	76	521	6.9	20	98	0	52	32	0	423	3	4	0/-	--	12/112	3/3	1-2	11		
10/15		SF	17	3	3	10	0	26	8	17	1	4-13	1-2	70	521	7.4	21	116	1	46	25	0	405	2	3	4/38.8	33.8	6/54	0/0	0-0	12		
10/28	at	LAR	7	3	10	7	0	16	5	11	0	2-9	0-0	52	359	6.9	19	106	2	30	18	0	253	1	3	5/42.8	38.4	2/10	1/1	0-0	13		
11/4	at	NE	3	7	7	0	0	22	6	14	2	6-13	0-1	69	367	5.3	25	117	0	43	24	0	250	2	1	5/42.0	42.0	7/63	2/1	0-0	10		
11/11		Mia	7	7	14	3	0	21	10	11	0	4-10	1-2	55	377	6.9	25	195	2	28	19	0	182	2	2	2/18.5	18.5	6/45	1/1	0-0	9		
11/15	at	Sea	14	7	0	3	0	14	3	11	0	3-11	0-0	48	359	7.5	13	48	1	30	21	0	311	2	5	6/47.3	44.0	5/80	0/0	0-0	11		
11/25	at	Min	7	7	0	3	0	14	5	8	1	2-10	0-1	51	254	5.0	19	82	1	28	17	0	172	1	4	6/46.0	39.3	4/20	1/1	0-0	10		
12/2		Ari	0	10	0	7	0	22	6	15	1	3-14	2-2	74	325	4.4	23	98	1	50	31	0	227	1	1	7/48.4	40.7	7/43	0/0	0-0	11		
12/9		Atl	7	13	14	0	0	23	6	11	6	7-13	0-0	61	300	4.9	25	138	1	32	21	0	162	2	4	4/42.3	38.8	6/37	2/0	0-0	10		
12/16	at	Chi	0	3	11	3	0	19	4	15	0	5-14	1-1	66	323	4.9	19	88	1	42	25	1	235	0	5	5/41.6	31.0	7/48	1/0	1-1	11		
12/23	at	NYJ																															
12/30		Det																															
SEASON			75	90	89	78	0	288	86	184	18	65-176	7-15	891	5190	5.8	300	1494	11	545	336	3	3696	23	46	62/44.3	39.0	93/813	20/10	2-3	156		

DEFENSE

Date/Opp	1	2	3	4	OT	Tot	Ru	Pa	Pe	Downs	Fourth	Pl	Yds	Avg	Att	Yds	TD	Att-Com-Int	Yds	TD	Sacked	No/Avg	NetAvg	No/Yds	No/Lost	Conv	Poss			
9/9	Chi	7	10	3	3	0	18	7	8	3	7-17	0-2	66	294	4.5	27	139	1	35	23	0	155	0	4	4/50.3	46.0	5/35	2/1	0-0	10
9/16	Min	7	0	0	22	0	24	3	20	1	7-14	0-0	68	480	7.1	18	68	0	48	35	1	412	4	2	5/40.8	36.8	8/70	0/0	1-1	13
9/23	at Was	14	14	0	3	0	20	9	7	4	5-11	0-0	55	386	7.0	35	166	2	20	12	1	220	2	0	5/47.0	41.2	6/66	0/0	0-0	12
9/30	Buf	0	0	0	0	0	11	2	6	3	3-16	0-0	56	145	2.6	16	58	0	33	16	2	87	0	7	8/43.5	41.0	3/20	1/1	0-0	12
10/7	at Det	14	10	0	7	0	18	6	9	3	5-13	0-0	57	264	4.6	28	94	2	26	14	0	170	2	3	5/45.6	45.2	8/71	0/0	0-0	12
10/15	SF	14	10	3	3	0	18	9	8	1	2-9	0-0	55	401	7.3	30	174	1	23	16	1	227	2	2	3/42.0	40.0	2/10	2/2	0-0	12
10/28	at LAR	0	8	15	6	0	23	4	18	1	8-18	1-1	75	416	5.5	34	135	0	36	20	0	281	3	5	7/45.1	43.3	2/15	0/0	1-2	13
11/4	at NE	7	10	0	14	0	28	11	13	4	4-11	0-1	69	433	6.3	31	123	3	36	23	0	310	1	2	3/49.7	49.7	5/30	0/0	0-0	11
11/11	Mia	3	6	3	0	0	19	6	11	2	4-14	3-4	66	294	4.5	23	131	0	37	23	1	163	0	6	2/38.5	19.0	3/10	1/1	0-0	10
11/15	at Sea	3	14	0	10	0	23	9	12	2	6-15	2-2	69	378	5.5	35	173	1	31	21	0	205	2	3	4/52.0	44.3	6/30	2/1	0-0	12
11/25	at Min	7	7	10	3	0	22	4	18	0	7-14	0-1	69	416	6.0	29	91	0	38	29	0	325	3	2	4/45.8	36.8	6/55	0/0	0-0	12
12/2	Ari	0	7	10	3	0	18	8	8	2	5-13	0-0	57	315	5.5	29	182	2	26	11	0	133	0	2	6/44.8	40.7	7/49	3/0	0-0	11
12/9	Atl	7	0	0	13	0	22	5	16	1	3-12	3-3	68	344	5.1	24	107	0	42	28	1	237	3	2	4/50.0	50.0	13/101	3/1	0-0	10
12/16	at Chi	7	7	0	10	0	19	6	11	2	3-10	0-1	58	329	5.7	29	97	1	28	20	0	232	2	1	4/44.3	44.3	4/24	2/1	0-0	11
12/23	at NYJ																													
12/30	Det																													
SEASON		90	103	44	94	0	283	89	165	29	69-187	9-15	888	4895	5.5	388	1738	13	459	291	7	3157	24	41	64/45.6	41.9	78/586	16/8	2-3	161

OFFENSIVE STARTERS

		WR	WR	TE	LT	LG	C	RG	RT	2nd TE	3rd WR	QB	RB
9/9	Chi	D.Adams	R.Cobb	J.Graham	D.Bakhtiari	L.Taylor	C.Linsley	J.McCray	B.Bulaga		G.Allison	A.Rodgers	J.Williams
9/16	Min	D.Adams	R.Cobb	J.Graham	D.Bakhtiari	L.Taylor	C.Linsley	J.McCray	B.Bulaga		G.Allison	A.Rodgers	J.Williams
9/23	at Was	D.Adams	R.Cobb	J.Graham	D.Bakhtiari	L.Taylor	C.Linsley	J.McCray	B.Bulaga		G.Allison	A.Rodgers	J.Williams
9/30	Buf	D.Adams	G.Allison	J.Graham	D.Bakhtiari	L.Taylor	C.Linsley	B.Bell	B.Bulaga		M.Valdes-Scantling	A.Rodgers	J.Williams
10/7	at Det	D.Adams	M.Valdes-Scantling	J.Graham	D.Bakhtiari	L.Taylor	C.Linsley	B.Bell	B.Bulaga		E.St. Brown	A.Rodgers	J.Williams
10/15	SF	D.Adams	M.Valdes-Scantling	M.Lewis	D.Bakhtiari	L.Taylor	C.Linsley	B.Bell	B.Bulaga		E.St. Brown	A.Rodgers	A.Jones
10/28	at LAR	D.Adams	M.Valdes-Scantling	J.Graham	D.Bakhtiari	L.Taylor	C.Linsley	B.Bell	B.Bulaga	M.Lewis		A.Rodgers	A.Jones
11/4	at NE	D.Adams	R.Cobb	J.Graham	D.Bakhtiari	L.Taylor	C.Linsley	B.Bell	B.Bulaga		M.Valdes-Scantling	A.Rodgers	A.Jones
11/11	Mia	D.Adams	M.Valdes-Scantling	J.Graham	D.Bakhtiari	L.Taylor	C.Linsley	B.Bell	B.Bulaga	L.Kendricks		A.Rodgers	A.Jones
11/15	at Sea	D.Adams	M.Valdes-Scantling	J.Graham	D.Bakhtiari	L.Taylor	C.Linsley	B.Bell	B.Bulaga		E.St. Brown	A.Rodgers	A.Jones
11/25	at Min	D.Adams	M.Valdes-Scantling	M.Lewis	D.Bakhtiari	L.Taylor	C.Linsley	B.Bell	B.Bulaga		E.St. Brown	A.Rodgers	A.Jones
12/2	Ari	D.Adams	M.Valdes-Scantling	J.Graham	D.Bakhtiari	L.Taylor	C.Linsley	B.Bell	B.Bulaga		E.St. Brown	A.Rodgers	A.Jones
12/9	Atl	D.Adams	R.Cobb	J.Graham	D.Bakhtiari	L.Patrick	C.Linsley	J.McCray	J.Spriggs		E.St. Brown	A.Rodgers	J.Williams
12/16	at Chi	D.Adams	R.Cobb	L.Kendricks	D.Bakhtiari	L.Taylor	C.Linsley	L.Patrick	J.Spriggs	M.Lewis		A.Rodgers	A.Jones
12/23	at NYJ												
12/30	Det												

DEFENSIVE STARTERS

		DE	NT	DE	OLB	ILB	ILB	OLB	CB	CB	S	S	3rd CB	3rd S
9/9	Chi	M.Wilkerson	K.Clark		C.Matthews	B.Martinez		N.Perry	T.Williams	K.King	K.Brice	H.Clinton-Dix	J.Jackson	J.Whitehead
9/16	Min	M.Wilkerson	K.Clark	M.Daniels	C.Matthews	B.Martinez	A.Morrison	N.Perry	T.Williams	K.King	K.Brice	H.Clinton-Dix		
9/23	at Was	M.Wilkerson	K.Clark	M.Daniels	C.Matthews	B.Martinez	A.Morrison	N.Perry	T.Williams	J.Alexander	K.Brice	H.Clinton-Dix		
9/30	Buf	D.Lowry	K.Clark	M.Daniels	C.Matthews	B.Martinez		N.Perry	T.Williams	J.Alexander	K.Brice	H.Clinton-Dix	J.Jackson	
10/7	at Det		K.Clark	M.Daniels	C.Matthews	B.Martinez	O.Burks	N.Perry	T.Williams	K.King	K.Brice	H.Clinton-Dix	J.Jackson	
10/15	SF	D.Lowry	K.Clark	M.Daniels	C.Matthews	B.Martinez	O.Burks	N.Perry	T.Williams	K.King	K.Brice	H.Clinton-Dix		
10/28	at LAR		K.Clark	M.Daniels	C.Matthews	B.Martinez		N.Perry	T.Williams	K.King	K.Brice	H.Clinton-Dix	J.Alexander	J.Whitehead
11/4	at NE		K.Clark	M.Daniels	C.Matthews	B.Martinez	O.Burks	N.Perry	J.Alexander	K.King	K.Brice	T.Williams	B.Breeland	
11/11	Mia		K.Clark	M.Daniels	C.Matthews	B.Martinez	A.Morrison	N.Perry	J.Alexander	B.Breeland	K.Brice	T.Williams	J.Jackson	
11/15	at Sea		K.Clark	M.Daniels	C.Matthews	B.Martinez	A.Morrison	K.Fackrell	J.Alexander	B.Breeland	J.Jones	T.Williams	J.Jackson	
11/25	at Min	K.Clark	T.Lancaster	D.Lowry	C.Matthews	B.Martinez	A.Morrison	K.Fackrell	J.Alexander	J.Jackson	K.Brice	T.Williams		
12/2	Ari	K.Clark	T.Lancaster	D.Lowry	C.Matthews	B.Martinez	A.Morrison	K.Fackrell	J.Alexander	J.Jackson	I.Campbell	T.Williams		
12/9	Atl	K.Clark		D.Lowry	C.Matthews	B.Martinez	A.Morrison	K.Fackrell	J.Alexander	J.Jackson	J.Jones	T.Williams	T.Brown	
12/16	at Chi	D.Lowry	T.Lancaster		C.Matthews	B.Martinez		K.Fackrell	J.Alexander	J.Jackson	J.Jones	T.Williams	B.Breeland	E.Pleasant
12/23	at NYJ													
12/30	Det													

INDIVIDUAL STATISTICS, OFFENSE

RUSHING

		J.Williams					A.Rodgers					T.Montgomery					A.Jones				
		No	Yds	Avg	Lg	TD	No	Yds	Avg	Lg	TD	No	Yds	Avg	Lg	TD	No	Yds	Avg	Lg	TD
9/9	Chi	15	47	3.1	11	0	1	15	15.0	15	0	2	7	3.5	6	0	(Reserve/Susp.)				
9/16	Min	16	59	3.7	11	0	3	8	2.7	7	0	5	31	6.2	16	0	(Reserve/Susp.)				
9/23	at Was	5	29	5.8	10	0	2	13	6.5	10	0	4	16	4.0	11	0	6	42	7.0	17	0
9/30	Buf	11	27	2.5	11	0	5	31	6.2	15	0	5	18	3.6	9	0	11	65	5.9	30	1
10/7	at Det	6	33	5.5	11	0	3	10	3.3	6	0	4	15	3.8	10	0	7	40	5.7	18	0
10/15	SF	6	29	4.8	9	0	3	34	11.3	21	0	4	12	3.0	14	1	8	41	5.1	16	0
10/28	at LAR	4	9	2.3	5	1	1	5	5.0	5	0	2	6	3.0	5	0	12	86	7.2	33t	1
11/4	at NE	7	34	4.9	10	0	4	8	2.0	6	0	(Not With Team)					14	75	5.4	13	0
11/11	Mia	3	3	1.0	2	0	6	21	3.5	9	0	(Not With Team)					15	145	9.7	67	2
11/15	at Sea	1	5	5.0	5	0	1	3	3.0	3	0	(Not With Team)					11	40	3.6	8t	1
11/25	at Min	1	5	5.0	5	0	0	0	--	--	0	(Not With Team)					17	72	4.2	11	1
12/2	Ari	7	13	1.9	4	0	3	20	6.7	11	0	(Not With Team)					11	36	3.3	13	1
12/9	Atl	4	17	4.3	9	0	3	44	14.7	21	0	(Not With Team)					17	78	4.6	29t	1
12/16	at Chi	12	55	4.6	20	1	3	25	8.3	10	0	(Not With Team)					4	8	2.0	3	0
12/23	at NYJ																				
12/30	Det																				
SEASON		98	365	3.7	20	2	38	237	6.2	21	0	26	105	4.0	16	1	133	728	5.5	67	8
CAREER		251	921	3.7	25	6	563	2907	5.1	35	25	177	849	4.8	61	7	214	1176	5.5	67	12

ADDITIONAL REGULAR-SEASON RUSHING: M.Valdes-Scantling 2-29, R.Greene 1-26, E.St. Brown 1-5, D.Kizer 1-(-1).

PASSING

PASSING		A.Rodgers										D.Kizer									
		Att	Com	Pct	Yds	Sk/Yd	TD	Lg	Int	Rtng	Att	Com	Pct	Yds	Sk/Yd	TD	Lg	Int	Rtng		
9/9		Chi	30	20	66.7	286	2/19	3	75t	0	130.7		7	4	57.1	55	2/21	0	29	1	42.9
9/16		Min	42	30	71.4	281	4/28	1	34	0	97.4										
9/23	at	Was	44	27	61.4	265	4/25	2	64t	0	93.5										
9/30		Buf	40	22	55.0	298	2/16	1	43	1	76.9										
10/7	at	Det	52	32	61.5	442	4/19	3	54	0	108.0										
10/15		SF	46	25	54.3	425	3/20	2	60	0	100.4										
10/28	at	LAR	30	18	60.0	286	3/33	1	48	0	102.9										
11/4	at	NE	43	24	55.8	259	1/9	2	51	0	89.2										
11/11		Mia	28	19	67.9	199	2/17	2	30	0	112.1										
11/15	at	Sea	30	21	70.0	332	5/21	2	57	0	128.8										
11/25	at	Min	28	17	60.7	198	4/26	1	36	0	94.0										
12/2		Ari	50	31	62.0	233	1/6	1	19	0	79.8										
12/9		Atl	32	21	65.6	196	4/34	2	24t	0	103.1	0	0	--	0	0	0	--	0	--	--
12/16	at	Chi	42	25	59.5	274	5/39	0	28	1	68.9										
12/23	at	NYJ																			
12/30		Det																			
SEASON			537	332	61.8	3974	44/312	23	75t	2	97.2	7	4	57.1	55	2/21	0	29	1	42.9	
CAREER			5432	3520	64.8	42476	407/2643	336	93t	80	103.1	483	259	53.6	2949	40/247	11	56t	23	60.0	

ADDITIONAL REGULAR-SEASON PASSING: J.Scott 0-1

INDIVIDUAL STATISTICS, OFFENSE

RECEIVING		R.Cobb					D.Adams					G.Allison					T.Montgomery					J.Graham					L.Kendricks				
		No	Yds	Avg	Lg	TD	No	Yds	Avg	Lg	TD	No	Yds	Avg	Lg	TD	No	Yds	Avg	Lg	TD	No	Yds	Avg	Lg	TD	No	Yds	Avg	Lg	TD
9/9	Chi	9	142	15.8	75t	1	5	88	17.6	51	1	5	69	13.8	39t	1	2	21	10.5	13	0	2	8	4.0	7	0	1	13	13.0	13	0
9/16	Min	4	30	7.5	14	0	8	64	8.0	16	1	6	64	10.7	22	0	1	9	9.0	9	0	6	95	15.8	34	0	1	4	4.0	4	0
9/23	at Was	4	22	5.5	11	0	7	52	7.4	16	1	2	76	38.0	64t	1	6	49	8.2	16	0	5	45	9.0	18	0	0	0	--	--	0
9/30	Buf			(Inactive)			8	81	10.1	25	0	6	80	13.3	27	0	2	56	38.0	43	0	3	21	7.0	13	1	1	5	5.0	5	0
10/7	at Det			(Inactive)			9	140	15.6	30	1			(Inactive)			1	23	23.0	23	0	6	76	12.7	24	0	2	8	4.0	7	1
10/15	SF			(Inactive)			10	132	13.2	38	2			(Inactive)			2	10	5.0	5	0	5	104	20.8	54	0	2	37	18.5	22	0
10/28	at LAR	4	40	10.0	18	0	5	133	26.6	48	0	1	14	14.0	14	0	1	2	2.0	2	0	1	21	21.0	21	0	0	0	--	--	0
11/4	at NE	5	24	4.8	9	0	6	40	6.7	10	1			(Inactive)					(Not With Team)			4	55	13.8	19	1	0	0	--	--	0
11/11	Mia			(Inactive)			4	57	14.3	25t	2			(Injured Reserve)					(Not With Team)			1	14	14.0	14	0	2	24	12.0	18	0
11/15	at Sea			(Inactive)			10	166	16.6	57	0			(Injured Reserve)					(Not With Team)			1	13	13.0	13	0	2	12	6.0	9	0
11/25	at Min			(Inactive)			5	69	13.8	36	1			(Injured Reserve)					(Not With Team)			2	34	17.0	25	0	2	14	7.0	8	0
12/2	Ari	3	25	8.3	9	0	8	93	11.6	19	1			(Injured Reserve)					(Not With Team)			8	50	6.3	10	0	0	0	--	--	0
12/9	Atl	5	43	8.6	24t	1	7	81	11.6	22	1			(Injured Reserve)					(Not With Team)			2	13	6.5	8	0	0	0	--	--	0
12/16	at Chi	3	30	10.0	16	0	8	119	14.9	28	0			(Injured Reserve)					(Not With Team)			3	32	10.7	13	0	4	27	6.8	16	0
12/23	at NYJ																														
12/30	Det																														
SEASON		37	356	9.6	75t	2	100	1315	13.2	57	12	20	303	15.2	64t	2	15	170	11.3	43	0	49	581	11.9	54	2	17	144	8.5	22	1
CAREER		469	5497	11.7	75t	41	337	4126	12.2	66t	38	55	758	13.8	72	4	97	827	8.5	43	3	605	7381	12.2	59	71	239	2479	10.4	80t	19

RECEIVING		J.Williams					M.Valdes-Scantling					A.Jones					E.St. Brown				
		No	Yds	Avg	Lg	TD	No	Yds	Avg	Lg	TD	No	Yds	Avg	Lg	TD	No	Yds	Avg	Lg	TD
9/9	Chi	0	0	--	--	0	0	0	--	--	0			(Reserve/Susp.)			0	0	--	--	0
9/16	Min	3	12	4.0	7	0	1	3	3.0	3	0			(Reserve/Susp.)					(Inactive)		
9/23	at Was	2	16	8.0	11	0	0	0	--	--	0	1	5	5.0	5	0			(Inactive)		
9/30	Buf	0	0	--	--	0	1	38	38.0	38	0	1	17	17.0	17	0			(Did Not Play)		
10/7	at Det	2	19	9.5	12	0	7	68	9.7	14	1	2	19	9.5	12	0	3	89	29.7	54	0
10/15	SF	1	10	10.0	10	0	3	103	34.3	60	0	0	0	--	--	0	1	19	19.0	19	0
10/28	at LAR	0	0	--	--	0	2	45	22.5	40t	1	2	0	0.0	1	0	2	31	15.5	23	0
11/4	at NE	2	20	10.0	16	0	3	101	33.7	51	0	2	10	5.0	7	0	1	4	4.0	4	0
11/11	Mia	0	0	--	--	0	6	44	7.3	11	0	3	27	9.0	19	0	2	3	1.5	2	0
11/15	at Sea	0	0	--	--	0	1	8	8.0	8	0	5	63	12.6	24t	1	1	16	16.0	16	0
11/25	at Min	0	0	--	--	0	1	3	3.0	3	0	3	21	7.0	10	0	3	53	17.7	23	0
12/2	Ari	4	14	3.5	10	0	2	19	9.5	11	0	4	16	4.0	6	0	0	0	--	--	0
12/9	Atl	0	0	--	--	0	2	19	9.5	14	0	3	28	9.3	15	0	2	12	6.0	8	0
12/16	at Chi	4	42	10.5	21	0	1	12	12.0	12	0	0	0	--	--	0	1	7	7.0	7	0
12/23	at NYJ																				
12/30	Det																				
SEASON		18	133	7.4	21	0	30	463	15.4	60	2	26	206	7.9	24t	1	16	234	14.6	54	0
CAREER		43	395	9.2	54t	2	30	463	15.4	60	2	35	228	6.5	24t	1	16	234	14.6	54	0

ADDITIONAL REGULAR-SEASON RECEIVING: M.Lewis 3-39, R.Tonyan 2-59, J.Kumerow 2-16, J.Moore 1-10.

		First Half					Second Half/OT				
		No	Yds	Avg	Lg	TD	No	Yds	Avg	Lg	TD
9/9		Chi					(Reserve/Susp.)				
9/16		Min					(Reserve/Susp.)				
9/23	at	Was	4	24	6.0	10	0	2	18	9.0	17
9/30		Buf	5	39	7.8	30	1	6	26	4.3	11
10/7	at	Det	7	40	5.7	18	0	0	0	--	0
10/15		SF	4	29	7.3	16	0	4	12	3.0	6
10/28	at	LAR	8	44	5.5	13	0	4	42	10.5	33t
11/4	at	NE	8	48	6.0	13	0	6	27	4.5	9
11/11		Mia	8	101	12.6	67	1	7	44	6.3	12
11/15	at	Sea	7	27	3.9	8t	1	4	13	3.3	7
11/25	at	Min	8	36	4.5	11	1	9	36	4.0	7
12/2		Ari	8	26	3.3	13	0	3	10	3.3	8t
12/9		Atl	3	7	2.3	4	0	14	71	5.1	29t
12/16	at	Chi	4	8	2.0	3	0	(Did Not Play)			
12/23	at	NYJ									
12/30		Det									
SEASON			74	429	5.8	67	4	59	299	5.1	33t

INDIVIDUAL STATISTICS, OFFENSE

PASSING

A.Rodgers

First Half											Second Half/OT										
		Att	Com	Pct	Yds	Sk/Yd	TD	Lg	Int	Rtng		Att	Com	Pct	Yds	Sk/Yd	TD	Lg	Int	Rtng	
9/9	Chi	7	3	42.9	13	2/19	0	7	0	50.3		23	17	73.9	273	0/0	3	75t	0	152.7	
9/16	Min	7	12	70.6	80	1/7	1	14	0	100.1		25	18	72.0	201	3/21	0	34	0	95.6	
9/23	at Was	15	9	60.0	126	2/14	1	64t	0	109.3		29	18	62.1	139	2/11	1	18	0	85.3	
9/30	Buf	20	12	60.0	158	1/10	1	43	1	80.8		20	10	50.0	140	1/6	0	38	0	72.9	
10/7	at Det	19	9	47.4	141	2/6	0	30	0	72.5		33	23	69.7	301	2/13	3	54	0	128.5	
10/15	SF	20	11	55.0	222	1/5	1	60	0	110.8		26	14	53.8	203	2/15	1	38	0	92.3	
10/28	at LAR	13	7	53.8	127	1/14	0	48	0	87.7		17	11	64.7	159	2/19	1	41	0	114.6	
11/4	at NE	27	16	59.3	123	0/0	1	19	0	82.8		16	8	50.0	136	1/9	1	51	0	100.0	
11/11	Mia	14	11	78.6	98	2/17	1	19	0	119.6		14	8	57.1	101	0/0	1	30	0	103.6	
11/15	at Sea	16	12	75.0	214	1/4	2	54t	0	156.3		14	9	64.3	118	4/17	0	57	0	90.8	
11/25	at Min	13	8	61.5	94	1/1	1	23	0	109.1		15	9	60.0	104	3/25	0	36	0	81.0	
12/2	Ari	21	13	61.9	105	1/6	1	16	0	90.4		29	18	62.1	128	0/0	0	19	0	72.2	
12/9	Atl	19	13	68.4	116	4/34	1	22	0	102.1		13	8	61.5	80	0/0	1	24t	0	104.6	
12/16	at Chi	14	9	64.3	92	2/14	0	21	0	83.0		28	16	57.1	182	3/25	0	28	1	61.9	
12/23	at NYJ																				
12/30	Det																				
SEASON		235	145	61.7	1709	21/151	11	64t	1	97.6		302	187	61.9	2265	23/161	12	75t	1	96.8	

PASSING

D.Kizer

First Half											Second Half/OT										
		<u>Att</u>	<u>Com</u>	<u>Pct</u>	<u>Yds</u>	<u>Sk/Yd</u>	<u>TD</u>	<u>Lg</u>	<u>Int</u>	<u>Rtng</u>		<u>Att</u>	<u>Com</u>	<u>Pct</u>	<u>Yds</u>	<u>Sk/Yd</u>	<u>TD</u>	<u>Lg</u>	<u>Int</u>	<u>Rtng</u>	
9/9		Chi	7	4	57.1	55	2/21	0	29	1	42.9						(Did Not Play)				
9/16		Min				(Did Not Play)											(Did Not Play)				
9/23	at	Was				(Did Not Play)											(Did Not Play)				
9/30		Buf				(Did Not Play)											(Did Not Play)				
10/7	at	Det				(Did Not Play)											(Did Not Play)				
10/15		SF				(Did Not Play)											(Did Not Play)				
10/28	at	LAR				(Did Not Play)											(Did Not Play)				
11/4	at	NE				(Did Not Play)											(Did Not Play)				
11/11		Mia				(Did Not Play)											(Did Not Play)				
11/15	at	Sea				(Did Not Play)											(Did Not Play)				
11/25	at	Min				(Did Not Play)											(Did Not Play)				
12/2		Ari				(Did Not Play)											(Did Not Play)				
12/9		Atl				(Did Not Play)						0	0	--	0	0/0	0	--	0	--	
12/16	at	Chi				(Did Not Play)										(Did Not Play)					
12/23	at	NYJ																			
12/30		Det																			
SEASON			7	4	57.1	55	2/21	0	29	1	42.9		0	0	--	0	0/0	0	--	0	--

INDIVIDUAL STATISTICS, OFFENSE

RECEIVING E.St. Brown

		First Half					Second Half/OT					
		No	Yds	Avg	Lg	TD	No	Yds	Avg	Lg	TD	
9/9	Chi	0	0	--	--	0	0	0	--	--	0	:
9/16	Min											:
9/23	at Was											:
9/30	Buf											:
10/7	at Det	1	17	17.0	17	0	2	72	36.0	54	0	:
10/15	SF	0	0	--	--	0	1	19	19.0	19	0	:
10/28	at LAR	1	23	23.0	23	0	1	8	8.0	8	0	:
11/4	at NE	1	4	4.0	4	0	0	0	--	--	0	:
11/11	Mia	2	3	1.5	2	0	0	0	--	--	0	:
11/15	at Sea	0	0	--	--	0	1	16	16.0	16	0	:
11/25	at Min	3	53	17.7	23	0	0	0	--	--	0	:
12/2	Ari	0	0	--	--	0	0	0	--	--	0	:
12/9	Atl	2	12	6.0	8	0	0	0	--	--	0	:
12/16	at Chi	1	7	7.0	7	0	0	0	--	--	0	:
12/23	at NYJ											:
12/30	Det											:
SEASON		11	119	10.8	23	0	5	115	23.0	54	0	:

INDIVIDUAL STATISTICS, DEFENSE

		M.Adams					J.Alexander					K.Brice					K.Clark					H.Clinton-Dix					M.Daniels					
		UT	A	Sk	Int	PD	UT	A	Sk	Int	PD	UT	A	Sk	Int	PD	UT	A	Sk	Int	PD	UT	A	Sk	Int	PD	UT	A	Sk	Int	PD	
9/9		Chi	1	0	0-0	0	0	3	0	0-0	0	1	9	3	1-0	0	1	2	1	0-0	0	0	8	1	0-0	0	0	3	1	1-0	0	0
9/16		Min	0	0	0-0	0	0	7	3	0.5-3	0	0	5	2	0-0	0	0	4	2	1-7	0	1	5	3	0-0	1	2	1	2	0-0	0	0
9/23	at	Was	0	1	0-0	0	0	5	2	0-0	0	0	3	1	0-0	0	0	7	3	0-0	0	1	3	4	0-0	1	1	1	0	0-0	0	0
9/30		Buf	0	0	0-0	0	0	0	2	0-0	1	2	2	1	0-0	0	0	2	1	0-0	0	0	2	2	0-0	1	1	1	0	0-0	0	0
10/7	at	Det	0	0	0-0	0	0	(Inactive)					3	2	0-0	0	1	3	2	0-0	0	0	2	1	1-5	0	0	2	1	0-0	0	0
10/15		SF	0	0	0-0	0	0	(Inactive)					3	3	0-0	0	0	5	3	1-6	0	0	2	1	0-0	0	0	2	0	0-0	0	0
10/28	at	LAR	0	2	0-0	0	0	7	1	0-0	0	5	2	2	0-0	0	1	5	3	2-12	0	0	4	0	0-0	0	0	2	3	0-0	0	0
11/4	at	NE	0	1	0-0	0	0	4	1	0-0	0	2	1	1	0-0	0	0	1	2	0-0	0	0	(Not With Team)				1	1	1-10	0	0	
11/11		Mia	1	1	1-2	0	0	5	0	0-0	0	1	2	0	0-0	0	0	5	1	1-9	0	0	(Not With Team)				2	2	0-0	0	0	
11/15	at	Sea	1	1	0-0	0	0	6	0	0-0	0	0	(Inactive)				2	4	0-0	0	0	(Not With Team)				0	1	0-0	0	0		
11/25	at	Min	3	0	0-0	0	0	6	2	0-0	0	1	1	0	0-0	0	0	3	3	1-9	0	0	(Not With Team)				(Inactive)					
12/2		Ari	1	0	0-0	0	0	1	0	0-0	0	1	(Inactive)				7	1	0-0	0	0	(Not With Team)				(Injured Reserve)						
12/9		Atl	1	0	0-0	0	0	10	2	0-0	0	1	3	0	0-0	0	0	0	1	0-0	0	0	(Not With Team)				(Injured Reserve)					
12/16	at	Chi	3	0	0.5-1.5	0	0	3	1	0-0	0	1	2	0	0-0	0	0	(Inactive)				(Not With Team)				(Injured Reserve)						
12/23	at	NYJ																														
12/30		Det																														
SEASON			11	6	1.5-3.5	0	0	57	14	0.5-3	1	15	36	15	1-0	0	3	46	27	6-43	0	2	26	12	1-5	3	4	15	11	2-10	0	0
CAREER			12	10	1.5-3.5	0	0	57	14	0.5-3	1	15	72	18	1-0	1	8	99	85	10.5-69.5	0	5	337	82	5.5-22	14	38	201	132	29-14.5	1	4

		R.Gilbert					J.Jackson					K.King					D.Lowry					C.Matthews					A.Morrison					
		UT	A	Sk	Int	PD	UT	A	Sk	Int	PD	UT	A	Sk	Int	PD	UT	A	Sk	Int	PD	UT	A	Sk	Int	PD	UT	A	Sk	Int	PD	
9/9		Chi	2	0	0-0	0	0	3	0	0-0	0	1	3	0	0-0	0	0	1	0	0-0	0	0	1	0	0-0	0	0	2	1	0-0	0	0
9/16		Min	0	1	0.5-3	0	0	2	1	0-0	0	0	1	2	0-0	0	0	2	0	0-0	0	0	2	1	0-0	0	0	2	1	0-0	0	0
9/23	at	Was	2	1	0-0	0	0	1	3	0-0	0	0	(Inactive)				1	1	0-0	0	0	2	0	0-0	0	0	2	2	0-0	0	0	
9/30		Buf	3	1	1-7	0	0	4	3	0-0	0	2	(Inactive)				1	2	0-0	0	0	3	3	0.5-4.5	0	0	0	0	0-0	0	0	
10/7	at	Det	3	1	0-0	0	0	2	3	0-0	0	2	6	2	0-0	0	1	3	3	0-0	0	0	0	1	0-0	0	0	3	2	0-0	0	0
10/15		SF	4	2	0-0	0	0	1	0	0-0	0	0	3	0	0-0	1	1	1	1	0-0	0	0	2	1	1-12	0	0	0	0	0-0	0	0
10/28	at	LAR	6	0	0-0	0	0	0	0	0-0	0	0	2	1	0-0	0	1	1	3	0-0	0	0	7	1	1-0	0	0	0	0	0-0	0	0
11/4	at	NE	1	0	0-0	0	0	3	2	0-0	0	2	1	1	0-0	0	0	2	0	0-0	0	0	1	1	0-0	0	0	6	0	1-11	0	0
11/11		Mia	1	1	1-12	0	0	3	3	0-0	0	0	(Inactive)				6	0	1-7	0	0	0	1	0-0	0	0	0	1	0-0	0	0	
11/15	at	Sea	3	0	0-0	0	0	3	0	0-0	0	0	(Inactive)				2	0	0-0	0	1	3	0	0-0	0	0	2	1	0-0	0	0	
11/25	at	Min	2	0	0-0	0	1	7	2	0-0	0	1	(Inactive)				3	1	1-8	0	0	4	0	0-0	0	0	3	3	0-0	0	0	
12/2		Ari	3	0	0-0	0	0	1	3	0-0	0	1	(Inactive)				3	3	1-8	0	1	1	0	0-0	0	0	0	0	0-0	0	0	
12/9		Atl	1	0	0-0	0	0	2	1	0-0	0	2	(Injured Reserve)				3	0	0-0	0	0	3	0	1-9	0	0	1	0	0-0	0	0	
12/16	at	Chi	1	0	0-0	0	1	4	1	0-0	0	0	(Injured Reserve)				2	3	0-0	0	0	1	0	0-0	0	0	0	1	0-0	0	0	
12/23	at	NYJ																														
12/30		Det																														
SEASON			32	7	2.5-22	0	2	36	22	0-0	0	11	16	6	0-0	1	3	31	17	3-23	0	2	30	9	3.5-25.5	0	0	21	12	1-11	0	0
CAREER			34	8	3.5-30	0	2	36	22	0-0	0	11	39	14	0-0	1	11	61	35	7-63	0	6	412	176	83.5-631.5	6	40	110	75	1-11	0	1

		B.Martinez					N.Perry					J.Whitehead					M.Wilkerson					T.Williams					K.Fackrell					
		UT	A	Sk	Int	PD	UT	A	Sk	Int	PD	UT	A	Sk	Int	PD	UT	A	Sk	Int	PD	UT	A	Sk	Int	PD	UT	A	Sk	Int	PD	
9/9		Chi	4	1	0-0	0	1	4	0	1-7	0	0	1	0	0-0	0	1	3	1	0-0	0	0	5	2	0-0	0	0	0	1	0-0	0	0
9/16		Min	6	2	0-0	0	1	2	0	0-0	0	1	3	0	0-0	0	1	1	0	0-0	0	0	5	1	0-0	0	0	1	0	0-0	0	0
9/23	at	Was	5	4	0-0	0	1	5	2	0-0	0	0	1	0	0-0	0	0	0	1	0-0	0	0	1	1	0-0	0	0	1	1	0-0	0	0
9/30		Buf	9	2	1-8	0	0	1	1	0.5-4.5	0	1	1	0	1-16	0	0	(Injured Reserve)				4	0	0-0	0	1	4	1	3-24	0	0	
10/7	at	Det	4	2	2-8	0	0	2	1	0-0	0	0	(Inactive)				(Injured Reserve)				3	0	0-0	0	0	2	1	0-0	0	0		
10/15		SF	9	2	0-0	0	0	0	1	0-0	0	3	3	1	0-0	0	0	(Injured Reserve)				3	1	0-0	0	0	4	1	0-0	0	0	
10/28	at	LAR	7	5	1-10	0	0	3	1	0-0	0	0	5	1	0-0	0	0	(Injured Reserve)				1	3	0-0	0	0	1	1	1-4	0	0	
11/4	at	NE	4	4	0-0	0	0	1	1	0-0	0	0	2	1	0-0	0	0	(Injured Reserve)				5	1	0-0	0	0	2	1	0-0	0	0	
11/11		Mia	9	1	0-0	0	0	0	0	0-0	0	0	(Not With Team)				(Injured Reserve)				1	0	0-0	0	0	5	0	1-8	0	1		
11/15	at	Sea	3	5	0-0	0	0	(Inactive)				(Not With Team)				(Injured Reserve)				5	2	0-0	0	0	5	1	3-20	0	1			
11/25	at	Min	8	4	0-0	0	0	(Injured Reserve)				(Not With Team)				(Injured Reserve)				3	2	0-0	0	0	3	0	0-0	0	0			
12/2		Ari	4	4	0-0	0	0	(Injured Reserve)				(Not With Team)				(Injured Reserve)				3	2	0-0	0	2	0	2	0-0	0	0			
12/9		Atl	12	2	0-0	0	0	(Injured Reserve)				(Not With Team)				(Injured Reserve)				1	0	0-0	0	0	2	0	0-0	0	0			
12/16	at	Chi	4	2	0-0	0	0	(Injured Reserve)				(Not With Team)				(Injured Reserve)				4	1	0-0	0	0	1	1	0.5-1.5	0	0			
12/23	at	NYJ															(Injured Reserve)															
12/30		Det															(Injured Reserve)															
SEASON			88	40	4-26	0	3	18	7	1.5-11.5	0	5	16	3	1-16	0	2	4	2	0-0	0	0	44	16	0-0	0	3	31	11	8.5-57.5	0	2
CAREER			238	107	6-39	2	19	171	86	32-230.5	0	14	20	6	1-16	0	3	59	47	4.5-29.5	1	7	506	112	4.5-29.5	32	145	63	22	13.5-84.5	0	3

INDIVIDUAL STATISTICS, DEFENSE

K.Toomer							O.Burks					J.Crawford					T.Brown					T.Lancaster					B.Breeland					
		UT	A	Sk	Int	PD	UT	A	Sk	Int	PD	UT	A	Sk	Int	PD	UT	A	Sk	Int	PD	UT	A	Sk	Int	PD	UT	A	Sk	Int	PD	
9/9		Chi	0	0	0-0	0	0		(Inactive)			0	0	0-0	0	0		(Practice Squad)						(Practice Squad)				(Not With Team)				
9/16		Min	2	1	0-0	0	0		(Inactive)			0	0	0-0	0	0		(Practice Squad)						(Practice Squad)				(Not With Team)				
9/23	at	Was	0	0	0-0	0	0	1	1	0-0	0	0	0	0	0-0	0	0		(Practice Squad)					(Practice Squad)				(Not With Team)				
9/30		Buf	0	0	0-0	0	0	2	1	0-0	0	0	0	1	0-0	0	0	0	0	0-0	0	0		(Practice Squad)				(Inactive)				
10/7	at	Det			(Did Not Play)			4	0	0-0	0	0	0	0	0-0	0	0	0	0	0-0	0	1		(Did Not Play)				(Inactive)				
10/15		SF			(Did Not Play)			3	0	0-0	0	0	0	0	0-0	0	0		(Inactive)									(Inactive)				
10/28	at	LAR			(Inactive)			1	0	0-0	0	0	0	0	0-0	0	0		(Inactive)									(Inactive)				
11/4	at	NE			(Inactive)			1	0	0-0	0	0	0	0	0-0	0	0		(Inactive)													
11/11		Mia	0	0	0-0	0	0	0	0	0-0	0	0	0	0	0-0	0	0	2	0	0-0	0	1										
11/15	at	Sea	0	0	0-0	0	0	0	0	0-0	0	0	0	0	0-0	0	0	4	0	0-0	0	1										
11/25	at	Min	0	0	0-0	0	0	0	0	0-0	0	0	0	0	0-0	0	0	1	0	0-0	0	0										
12/2		Ari			(Not With Team)			1	0	0-0	0	0	0	0	0-0	0	0	1	0	0-0	0	0										
12/9		Atl			(Not With Team)			0	0	0-0	0	0	0	0	0-0	0	0	3	2	0-0	0	0										
12/16	at	Chi			(Not With Team)			0	0	0-0	0	0	0	0	0-0	0	0	2	0	0-0	0	0										
12/23	at	NYJ																														
12/30		Det																														
SEASON			2	1	0-0	0	0	13	2	0-0	0	0	0	1	0-0	0	0	13	2	0-0	0	3	13	10	0-0	0	0	12	4	0-0	2	6
CAREER			60	41	2-10	1	5	13	2	0-0	0	0	0	1	0-0	0	0	13	2	0-0	0	3	13	10	0-0	0	0	203	59	1-3	10	66

J.Jones						R.Greene					I.Campbell					E.Pleasant					F.Brown						
		UT	A	Sk	Int	PD	UT	A	Sk	Int	PD	UT	A	Sk	Int	PD	UT	A	Sk	Int	PD	UT	A	Sk	Int	PD	
9/9		Chi		(Inactive)					(Inactive)					(Not With Team)					(Not With Team)					(Not With Team)			
9/16		Min		(Inactive)					(Inactive)					(Not With Team)					(Not With Team)					(Not With Team)			
9/23	at	Was		(Inactive)			0	0	0-0	0	0			(Not With Team)					(Not With Team)					(Not With Team)			
9/30		Buf	0	0	0-0	0	0	0	0-0	0	0			(Not With Team)					(Not With Team)					(Not With Team)			
10/7	at	Det	0	0	0-0	0	0	0	0-0	0	0			(Not With Team)					(Not With Team)					(Not With Team)			
10/15		SF	0	0	0-0	0	0	0	0-0	0	0			(Not With Team)					(Not With Team)					(Not With Team)			
10/28	at	LAR	0	0	0-0	0	0	0	0-0	0	0			(Not With Team)					(Not With Team)					(Not With Team)			
11/4	at	NE	6	1	0-0	0	0	0	0-0	0	0			(Not With Team)					(Not With Team)					(Not With Team)			
11/11		Mia	5	2	0-0	0	0	1	1	1-12	0	1		(Inactive)					(Not With Team)					(Not With Team)			
11/15	at	Sea	7	3	0-0	0	0	1	0	0-0	0	0	2	0	0-0	0	0		(Not With Team)					(Not With Team)			
11/25	at	Min	2	0	0-0	0	1		(Inactive)			6	2	0-0	0	0		(Not With Team)					(Not With Team)				
12/2		Ari	3	1	1-8	0	0		(Inactive)			8	2	0-0	0	1	1	1	0-0	0	0			(Not With Team)			
12/9		Atl	5	2	0-0	0	0		(Injured Reserve)					(Injured Reserve)			1	2	0-0	0	0	0	0	0	0-0	0	0
12/16	at	Chi	6	2	0-0	0	0		(Injured Reserve)					(Injured Reserve)			1	1	0-0	0	0		2	0	0-0	0	0
12/23	at	NYJ																									
12/30		Det																									
SEASON			34	11	1-8	0	1	2	1	1-12	0	1	16	4	0-0	0	1	3	4	0-0	0	0	2	0	0-0	0	0
CAREER			98	18	3-22	1	8	2	1	1-12	0	1	67	21	0-0	0	2	70	23	25-27.5	3	17	14	3	0-0	0	1

DEFENSIVE FUMBLE STATISTICS

FORCED FUMBLES (9)

N.Perry - (1) vs. Chicago, Sept. 9 (M.Trubisky)
K.Clark - (1) vs. Buffalo, Sept. 30 (J.Allen)
H.Clinton-Dix - (1) vs. San Francisco, Oct. 15 (K.Juszczyk)
C.Matthews - (1) at Seattle, Nov. 15 (C.Carson)
T.Brown - (1) at Seattle, Nov. 15 (D.Moore)
I.Campbell - (1) vs. Arizona, Dec. 2 (J.Rosen)
T.Brown - (1) vs. Atlanta, Dec. 9 (M.Sanu)
C.Matthews - (1) at Chicago, Dec. 16 (J.Howard)
K.Fackrell - (1) at Chicago, Dec. 16 (M.Trubisky)

FUMBLE RECOVERIES (7)

K.Clark - (2) vs. Chicago, Sept. 9 (M.Trubisky); vs. Buffalo, Sept. 30 (J.Allen)
K.King - (1) vs. San Francisco, Oct. 15 (K.Juszczyk)
R.Gilbert - (1) vs. Miami, Nov. 11 (B.Osweiler)
T.Williams - (1) at Seattle, Nov. 15 (C.Carson)
B.Breeland - (1) vs. Atlanta, Dec. 9 (A.Mack)
D.Lowry - (1) at Chicago, Dec. 16 (T.Cohen)

INDIVIDUAL STATISTICS, DEFENSE

QUARTERBACK SACKS (41-302)

9/9		Chicago:	(4-16)	K.Brice 1-0, M.Daniels 1-0, N.Perry 1-7, Team 1-9.
9/16		Minnesota:	(2-13)	K.Clark 1-7, J.Alexander 0.5-3, R.Gilbert 0.5-3.
9/23	at	Washington:	(0-0)	None.
9/30		Buffalo:	(7-64)	K.Fackrell 3-24, R.Gilbert 1-7, B.Martinez 1-8, J.Whitehead 1-16, C.Matthews 0.5-4.5, N.Perry 0.5-4.5.
10/7	at	Detroit:	(3-13)	B.Martinez 2-8, H.Clinton-Dix 1-5.
10/15		San Francisco:	(2-18)	K.Clark 1-6, C.Matthews 1-12.
10/28	at	L.A. Rams:	(5-26)	K.Clark 2-12, K.Fackrell 1-4, B.Martinez 1-10, C.Matthews 1-0.
11/4	at	New England:	(2-21)	M.Daniels 1-10, A.Morrison 1-11.
11/11		Miami:	(6-50)	M.Adams 1-2, K.Clark 1-9, K.Fackrell 1-8, R.Gilbert 1-12, R.Greene 1-12, D.Lowry 1-7.
11/15	at	Seattle:	(3-20)	K.Fackrell 3-20.
11/25	at	Minnesota:	(2-17)	K.Clark 1-9, D.Lowry 1-8.
12/2		Arizona:	(2-16)	J.Jones 1-8, D.Lowry 1-8.
12/9		Atlanta:	(2-25)	C.Matthews 1-9, Team 1-16.
12/16	at	Chicago:	(1-3)	M.Adams 0.5-1.5, K.Fackrell 0.5-1.5.
12/23	at	N. Y. Jets:		
12/30		Detroit:		

SEASON TOTALS: (41-302): K.Fackrell 8.5-57.5, K.Clark 6-43, B.Martinez 4-26, C.Matthews 3.5-25.5, D.Lowry 3-23, R.Gilbert 2.5-22, M.Daniels 2-10, Team 2-25, M.Adams 1.5-3.5, N.Perry 1.5-11.5, K.Brice 1-0, H.Clinton-Dix 1-5, R.Greene 1-12, J.Jones 1-8, A.Morrison 1-11, J.Whitehead 1-16, J.Alexander 0.5-3.

QUARTERBACK HITS (44)

9/9		Chicago:	(2)	K.Clark 1, M.Wilkerson 1.
9/16		Minnesota:	(5)	R.Gilbert 2, M.Daniels 1, C.Matthews 1, M.Wilkerson 1.
9/23	at	Washington:	(2)	M.Daniels 1, C.Matthews 1.
9/30		Buffalo:	(4)	K.Clark 1, M.Daniels 1, A.Morrison 1, J.Whitehead 1.
10/7	at	Detroit:	(3)	K.Clark 1, M.Daniels 1, N.Perry 1.
10/15		San Francisco:	(3)	K.Clark 1, H.Clinton-Dix 1, N.Perry 1.
10/28	at	L.A. Rams:	(6)	K.Clark 1, R.Gilbert 1, T.Lancaster 1, D.Lowry 1, C.Matthews 1, J.Whitehead 1.
11/4	at	New England:	(3)	M.Daniels 2, N.Perry 1.
11/11		Miami:	(7)	C.Matthews 3, M.Daniels 2, J.Jones 1, N.Perry 1.
11/15	at	Seattle:	(2)	K.Fackrell 1, C.Matthews 1.
11/25	at	Minnesota:	(4)	K.Clark 2, T.Lancaster 1, D.Lowry 1.
12/2		Arizona:	(0)	None.
12/9		Atlanta:	(2)	J.Jones 1, C.Matthews 1.
12/16	at	Chicago:	(1)	R.Gilbert 1.
12/23	at	N.Y. Jets:		
12/30		Detroit:		

SEASON TOTALS: (44): M.Daniels 8, C.Matthews 8, K.Clark 7, R.Gilbert 4, N.Perry 4, J.Jones 2, T.Lancaster 2, D.Lowry 2, J.Whitehead 2, M.Wilkerson 2, H.Clinton-Dix 1, K.Fackrell 1, A.Morrison 1.

PASSES DEFENSED (69)

9/9		Chicago:	(5)	J.Alexander 1, K.Brice 1, J.Jackson 1, B.Martinez 1, J.Whitehead 1.
9/16		Minnesota:	(6)	H.Clinton-Dix 2, K.Clark 1, B.Martinez 1, N.Perry 1, J.Whitehead 1.
9/23	at	Washington:	(3)	K.Clark 1, H.Clinton-Dix 1, B.Martinez 1.
9/30		Buffalo:	(7)	J.Alexander 2, J.Jackson 2, H.Clinton-Dix 1, N.Perry 1, T.Williams 1.
10/7	at	Detroit:	(5)	J.Jackson 2, K.Brice 1, T.Brown 1, K.King 1.
10/15		San Francisco:	(4)	N.Perry 3, K.King 1.
10/28	at	L.A. Rams:	(7)	J.Alexander 5, K.Brice 1, K.King 1.
11/4	at	New England:	(5)	J.Alexander 2, J.Jackson 2, B.Breeland 1.
11/11		Miami:	(5)	J.Alexander 1, B.Breeland 1, T.Brown 1, K.Fackrell 1, R.Greene 1.
11/15	at	Seattle:	(4)	B.Breeland 1, T.Brown 1, K.Fackrell 1, D.Lowry 1.
11/25	at	Minnesota:	(4)	J.Alexander 1, R.Gilbert 1, J.Jackson 1, J.Jones 1.
12/2		Arizona:	(6)	T.Williams 2, J.Alexander 1, I.Campbell 1, J.Jackson 1, D.Lowry 1.
12/9		Atlanta:	(5)	B.Breeland 2, J.Jackson 2, J.Alexander 1.
12/16	at	Chicago:	(3)	J.Alexander 1, B.Breeland 1, R.Gilbert 1.
12/23	at	N.Y. Jets:		
12/30		Detroit:		

SEASON TOTALS: (69): J.Alexander 15, J.Jackson 11, B.Breeland 6, N.Perry 5, H.Clinton-Dix 4, K.Brice 3, T.Brown 3, K.King 3, B.Martinez 3, T.Williams 3, K.Clark 2, K.Fackrell 2, R.Gilbert 2, D.Lowry 2, J.Whitehead 2, I.Campbell 1, R.Greene 1, J.Jones 1.

INDIVIDUAL STATISTICS, SPECIAL TEAMS

PUNTING

		JK Scott							
		No	Yds	Avg	TB	In20	Lg	Bk	Net
9/9	Chi	4	192	48.0	0	1	58	0	36.8
9/16	Min	5	259	51.8	1	2	63	0	45.2
9/23	at Was	5	232	46.4	0	2	58	0	44.6
9/30	Buf	4	171	42.8	1	2	51	0	38.0
10/7	at Det	0	0	--	0	0	--	0	--
10/15	SF	4	155	38.8	1	1	41	0	33.8
10/28	at LAR	5	214	42.8	1	0	55	0	38.4
11/4	at NE	5	210	42.0	0	1	53	0	42.0
11/11	Mia	1	37	37.0	0	1	37	1	18.5
11/15	at Sea	6	284	47.3	1	2	67	0	44.0
11/25	at Min	6	276	46.0	1	3	56	0	39.3
12/2	Ari	7	339	48.4	2	2	57	0	40.7
12/9	Atl	4	169	42.3	0	0	57	0	38.8
12/16	at Chi	5	208	41.6	0	1	50	0	31.0
12/23	at NYJ								
12/30	Det								
SEASON		61	2746	45.0	8	18	67	1	39.0
CAREER		61	2746	45.0	8	18	67	1	39.0

KICKING

		M.Crosby			Kickoffs			
		FG	PAT	Pts	No. Ret	TB	Pct	OB
9/9	Chi	1/1	3/3	6	1	4	80.0	0
9/16	Min	5/6	2/2	17	2	6	75.0	0
9/23	at Was	1/1	2/2	5	2	2	50.0	0
9/30	Buf	3/3	1/2	10	2	3	60.0	0
10/7	at Det	1/5	0/1	3	1	3	75.0	0
10/15	SF	4/4	3/3	15	5	2	28.6	0
10/28	at LAR	2/2	3/3	9	3	3	50.0	0
11/4	at NE	1/1	2/2	5	2	2	50.0	0
11/11	Mia	1/1	4/4	7	5	1	16.7	0
11/15	at Sea	1/2	3/3	6	2	3	60.0	0
11/25	at Min	1/1	2/2	5	0	3	100.0	0
12/2	Ari	1/2	2/2	5	0	4	100.0	0
12/9	Atl	2/2	4/4	10	5	1	83.3	0
12/16	at Chi	3/3	0/0	9	3	1	25.0	0
12/23	at NYJ							
12/30	Det							
SEASON		27/34	31/33	112	33	38	53.5	0
CAREER		304/379	545/556	1457	93	346	34.5	16

ADDITIONAL KICKOFFS:

ONSIDE KICK RECOVERIES

OWN KICKS (0/3)
Failed - M.Jones at Det (Oct. 7).
Failed - K.Rudolph at Min (Nov. 25).
Failed - A.Robinson II at Chi (Dec. 16).

OPPONENT KICKS (0/1)
Failed - M.Bosher vs. Atl (Dec. 9).

BLOCKED KICKS

PACKERS (1)

BLOCKED PUNTS

G.Allison - (1) vs. Minnesota, Sept. 16 (M.Wile)

OPPONENTS (1)

B.Bolden - (1) vs. Miami, Nov. 11 (J.Scott)

KICKOFF

		T.Montgomery						J.Williams					
		No	Yds	Avg	Lg	TD		No	Yds	Avg	Lg	TD	
9/9	Chi	2	47	23.5	25	0		0	0	--	--	0	
9/16	Min	0	0	--	--	0		0	0	--	--	0	
9/23	at Was	1	25	25.0	25	0		0	0	--	--	0	
9/30	Buf	0	0	--	--	0		0	0	--	--	0	
10/7	at Det	2	29	14.5	21	0		0	0	--	--	0	
10/15	SF	2	41	20.5	22	0		0	0	--	--	0	
10/28	at LAR	3	68	22.7	27	0		0	0	--	--	0	
11/4	at NE		(Not With Team)					0	0	--	--	0	
11/11	Mia		(Not With Team)					0	0	--	--	0	
11/15	at Sea		(Not With Team)					0	0	--	--	0	
11/25	at Min		(Not With Team)					1	23	23.0	23	0	
12/2	Ari		(Not With Team)					3	72	24.0	30	0	
12/9	Atl		(Not With Team)					0	0	--	--	0	
12/16	at Chi		(Not With Team)					0	0	--	--	0	
12/23	at NYJ												
12/30	Det												
SEASON		10	210	21.0	27	0		4	95	23.8	30	0	
CAREER		35	794	22.7	46	0		4	95	23.8	30	0	

ADDITIONAL KICKOFF RETURNS: B.Breeland 3-62, L.Patrick 2-23, T.Davis 1-20, J.Moore 1-26, M.Valdes-Scantling 1-21.

PUNT RETURNS

		R.Cobb						T.Williams					
		No	Yds	Avg	FC	Lg	TD	No	Yds	Avg	FC	Lg	TD
9/9	Chi	1	17	17.0	3	17	0	0	0	--	0	--	0
9/16	Min	2	0	0.0	1	0	0	0	0	--	0	--	0
9/23	at Was	4	29	7.3	1	11	0	0	0	--	0	--	0
9/30	Buf		(Inactive)					5	20	4.0	2	9	0
10/7	at Det		(Inactive)					1	2	2.0	2	2	0
10/15	SF		(Inactive)					1	6	6.0	2	6	0
10/28	at LAR	0	0	--	0	--	0	1	13	13.0	2	13	0
11/4	at NE	0	0	--	0	--	0	0	0	--	0	--	0
11/11	Mia		(Inactive)					1	19	19.0	0	19	0
11/15	at Sea		(Inactive)					0	0	--	0	--	0
11/25	at Min		(Inactive)					2	23	11.5	0	23	0
12/2	Ari	0	0	--	0	--	0	0	0	--	0	--	0
12/9	Atl	0	0	--	1	--	0	0	0	--	0	--	0
12/16	at Chi	0	0	--	0	--	0	0	0	--	0	--	0
12/23	at NYJ												
12/30	Det												
SEASON		7	46	6.6	6	17	0	11	83	7.5	8	23	0
CAREER		89	832	9.3	67	80t	2	73	663	9.1	36	94t	1

ADDITIONAL PUNT RETURNS: J.Alexander 4-25, T.Davis 4-44, J.Jackson 1-0, K.King 1-0.

SPECIAL TEAMS FUMBLE STATISTICS

FORCED FUMBLES (1)
R.Greene - (1) vs. San Francisco, Oct. 15 (D.Reed)

FUMBLE RECOVERIES (1)
J.Crawford - (1) vs. San Francisco, Oct. 15 (D.Reed)

DRIVE STATISTICS

PACKERS SCORING DRIVES (game-by-game)

Date	Opponent	Plays	Yards	Time	Result	Qtr	Scoring Play	Quarterback
9/9	Chicago	12	46	5:37	FG	3	M.Crosby 42 field goal	A.Rodgers
9/9	Chicago	8	81	2:55	TD	4	A.Rodgers 39 pass to G.Allison	A.Rodgers
9/9	Chicago	5	75	2:51	TD	4	A.Rodgers 12 pass to D.Adams	A.Rodgers
9/9	Chicago	3	75	0:26	TD	4	A.Rodgers 75 pass to R.Cobb	A.Rodgers
9/16	Minnesota	11	75	5:36	TD	1	A.Rodgers 9 pass to D.Adams	A.Rodgers
9/16	Minnesota	5	43	1:37	FG	2	M.Crosby 37 field goal	A.Rodgers
9/16	Minnesota	10	67	5:04	FG	3	M.Crosby 40 field goal	A.Rodgers
9/16	Minnesota	10	62	6:42	FG	4	M.Crosby 31 field goal	A.Rodgers
9/16	Minnesota	10	39	5:05	FG	4	M.Crosby 48 field goal	A.Rodgers
9/16	Minnesota	4	-5	0:19	FG	4	M.Crosby 36 field goal	A.Rodgers
9/23	Washington	9	52	4:22	FG	2	M.Crosby 41 field goal	A.Rodgers
9/23	Washington	4	76	2:11	TD	2	A.Rodgers 64 pass to G.Allison	A.Rodgers
9/23	Washington	15	75	7:02	TD	3	A.Rodgers 2 pass to D.Adams	A.Rodgers
9/30	Buffalo	6	56	2:39	TD	1	A.Rodgers 3 pass to J.Graham	A.Rodgers
9/30	Buffalo	9	83	5:22	TD	2	A.Jones 3 run	A.Rodgers
9/30	Buffalo	7	40	0:43	FG	2	M.Crosby 52 field goal	A.Rodgers
9/30	Buffalo	10	57	3:47	FG	3	M.Crosby 36 field goal	A.Rodgers
9/30	Buffalo	7	39	2:26	FG	4	M.Crosby 52 field goal	A.Rodgers
10/7	Detroit	11	75	5:20	TD	3	A.Rodgers 3 pass to M.Valdes-Scantling	A.Rodgers
10/7	Detroit	11	55	4:41	TD	3	A.Rodgers 1 pass to L.Kendricks	A.Rodgers
10/7	Detroit	8	75	3:54	TD	4	A.Rodgers 12 pass to D.Adams	A.Rodgers
10/7	Detroit	6	74	1:02	FG	4	M.Crosby 41 field goal	A.Rodgers
10/15	San Francisco	4	77	1:42	TD	1	T.Montgomery 2 run	A.Rodgers
10/15	San Francisco	5	23	1:29	FG	1	M.Crosby 29 field goal	A.Rodgers
10/15	San Francisco	5	79	2:54	TD	1	A.Rodgers 9 pass to D.Adams	A.Rodgers
10/15	San Francisco	9	23	4:38	FG	2	M.Crosby 39 field goal	A.Rodgers
10/15	San Francisco	7	42	3:43	FG	3	M.Crosby 51 field goal	A.Rodgers
10/15	San Francisco	4	58	1:05	TD	4	A.Rodgers 16 pass to D.Adams	A.Rodgers
10/15	San Francisco	10	81	1:07	FG	4	M.Crosby 27 field goal	A.Rodgers
10/28	L.A. Rams	6	75	2:03	TD	1	J.Williams 1 run	A.Rodgers
10/28	L.A. Rams	7	45	3:53	FG	2	M.Crosby 41 field goal	A.Rodgers
10/28	L.A. Rams	9	38	4:19	FG	3	M.Crosby 53 field goal	A.Rodgers
10/28	L.A. Rams	5	75	1:37	TD	3	A.Jones 33 run	A.Rodgers
10/28	L.A. Rams	5	75	2:49	TD	4	A.Rodgers 40 pass to M.Valdes-Scantling	A.Rodgers
11/4	New England	14	62	6:35	FG	1	M.Crosby 29 field goal	A.Rodgers
11/4	New England	13	79	6:48	TD	2	A.Rodgers 2 pass to D.Adams	A.Rodgers
11/4	New England	7	76	3:42	TD	3	A.Rodgers 15 pass to J.Graham	A.Rodgers
11/11	Miami	8	70	4:54	TD	1	A.Rodgers 7 pass to D.Adams	A.Rodgers
11/11	Miami	3	71	1:25	TD	2	A.Jones 2 run	A.Rodgers
11/11	Miami	5	60	2:10	TD	3	A.Jones 10 run	A.Rodgers
11/11	Miami	3	12	1:27	TD	3	A.Rodgers 25 pass to D.Adams	A.Rodgers
11/11	Miami	11	60	5:58	FG	4	M.Crosby 38 field goal	A.Rodgers
11/15	Seattle	3	29	1:07	TD	1	A.Jones 8 run	A.Rodgers
11/15	Seattle	6	75	2:50	TD	1	A.Rodgers 54 pass to R.Tonyan	A.Rodgers
11/15	Seattle	5	75	2:38	TD	2	A.Rodgers 24 pass to A.Jones	A.Rodgers
11/15	Seattle	7	57	3:51	FG	4	M.Crosby 36 field goal	A.Rodgers
11/25	Minnesota	7	68	3:37	TD	1	A.Rodgers 15 pass to D.Adams	A.Rodgers
11/25	Minnesota	7	75	3:37	TD	2	A.Jones 6 run	A.Rodgers
11/25	Minnesota	9	73	2:31	FG	4	M.Crosby 38 field goal	A.Rodgers
12/2	Arizona	5	35	2:13	TD	2	A.Rodgers 13 pass to D.Adams	A.Rodgers
12/2	Arizona	14	55	4:27	FG	2	M.Crosby 32 field goal	A.Rodgers
12/2	Arizona	11	95	5:51	TD	4	A.Jones 8 run	A.Rodgers
12/9	Atlanta	9	75	4:25	TD	1	A.Rodgers 7 pass to D.Adams	A.Rodgers
12/9	Atlanta	12	43	6:02	FG	2	M.Crosby 50 field goal	A.Rodgers
12/9	Atlanta	10	63	2:45	FG	2	M.Crosby 48 field goal	A.Rodgers
12/9	Atlanta	6	72	2:16	TD	3	A.Rodgers 24 pass to R.Cobb	A.Rodgers
12/9	Atlanta	8	76	4:38	TD	3	A.Jones 29 run	A.Rodgers
12/16	Chicago	9	38	5:02	FG	2	M.Crosby 41 field goal	A.Rodgers
12/16	Chicago	11	50	5:34	FG	3	M.Crosby 43 field goal	A.Rodgers
12/16	Chicago	5	50	2:15	TD	3	J.Williams 10 run	A.Rodgers
12/16	Chicago	10	32	2:31	FG	4	M.Crosby 45 field goal	A.Rodgers

Scoring-Drive Length, Regular Season

Length (minus)	Packers		Opponent	
	TD	FG	TD	FG
0—9	0	1	0	0
10—19	0	0	1	3
20—29	1	0	0	1
30—39	1	2	1	3
40—49	1	5	1	2
50—59	0	6	1	3
60—69	3	6	3	2
70—79	2	5	8	4
80—89	23	1	20	3
90—99	2	1	1	0
SEASON	34	27	37	21

Possessions at a glance

Reg. Season	No.	Avg. Snaps	*3-Plays & Out	Snaps/ TD
Packers	156	5.7	31	26.2
Opponent	161	5.5	36	24.0

*—less if turnover, no first downs or score

Game-Opening Drives

Game		Packers			Opponent		
		Pts	FD	Yds	Pts	FD	Yds
9/9	Chi	0	1	12	7	5	86
9/16	Min	0	2	23	0	1	7
9/23	at Was	0	1	11	7	2	75
9/30	Buf	0	2	24	0	0	9
10/7	at Det	0	4	65	0	2	19
10/15	SF	7	3	77	7	4	75
10/28	at LAR	0	2	24	0	1	19
11/4	at NE	3	6	62	7	5	59
11/11	Mia	7	6	70	0	3	50
11/15	at Sea	7	2	29	0	0	2
11/25	at Min	0	0	2	0	0	5
12/2	Ari	0	2	29	0	2	27
12/9	Atl	7	5	75	7	4	75
12/16	at Chi	0	1	15	0	1	29
12/23	at NYJ						
12/30	Det						
SEASON		31	37	518	35	30	537

Second-Half Opening Drives

Game		Packers			Opponent		
		Pts	FD	Yds	Pts	FD	Yds
9/9	Chi	3	4	46	3	4	60
9/16	Min	3	3	67	0	1	13
9/23	at Was	7	6	75	0	0	5
9/30	Buf	3	3	57	0	2	24
10/7	at Det	8	5	75	0	2	33
10/15	SF	3	2	42	3	2	49
10/28	at LAR	3	3	38	0	0	5
11/4	at NE	7	3	76	0	4	74
11/11	Mia	0	0	1	3	0	6
11/15	at Sea	0	1	27	0	0	-3
11/25	at Min	0	2	28	0	0	4
12/2	Ari	0	1	12	0	0	-3
12/9	Atl	7	5	72	0	0	-1
12/16	at Chi	3	4	50	0	1	20
12/23	at NYJ						
12/30	Det						
SEASON		47	42	666	9	16	286

DRIVE STATISTICS

YARDS-GAINED ANALYSIS, REGULAR SEASON

	1st Down			2nd Down. . . .			3rd Down. . . .			4th Down. . . .			Season.			By Quarter				By Half		
	<u>Att</u>	<u>Yds</u>	<u>Avg</u>	<u>Att</u>	<u>Yds</u>	<u>Avg</u>	<u>Att</u>	<u>Yds</u>	<u>Avg</u>	<u>Att</u>	<u>Yds</u>	<u>Avg</u>	<u>Att</u>	<u>Yds</u>	<u>Avg</u>	<u>1st</u>	<u>2nd</u>	<u>3rd</u>	<u>4th</u>	<u>1st</u>	<u>2nd</u>	<u>OT</u>
Packers	403	2313	5.7	296	1662	5.6	177	1123	6.4	15	92	6.1	891	5190	5.8	1318	1131	1247	1480	2449	2727	14
Opponents	392	2246	5.7	294	1773	6.0	187	808	4.3	15	68	4.5	888	4895	5.5	1263	1442	965	1123	2705	2088	102

DRIVE ENGINEERING, REGULAR SEASON

<u>QB</u>	<u>Drives</u>	<u>Drives ended by</u>										<u>Points</u>
	<u>Started</u>	<u>TD</u>	<u>FG</u>	<u>MFG</u>	<u>PUNT</u>		<u>BLK</u>	<u>DOWN</u>	<u>TO</u>	<u>SAF</u>	<u>CLK</u>	<u>Yielded</u>
A.Rodgers	152	34	27	7	61		1	8	8	1	5	318
D.Kizer	4	0	0	0	0		0	0	2	0	2	0
Packers	156	34	27	7	61		1	8	10	1	7	318
Opponents	161	37	21	7	63		1	6	14	0	12	322

RED-ZONE EFFICIENCY

	<u>Regular Season</u>	
	<u>Packers</u>	<u>Opponent</u>
Times Penetrated Opponent 20	42	48
Total Scores	38	40
Touchdowns.	25	28
Field Goals-Attempts	13-14	12-14
Touchdown Percentage595	.583
Scoring Percentage.905	.833
Turnovers	2	2
Downs	1	2
Missed Field Goals	1	2
Time Ran Out.	0	0
Ended Not Trying To Score	0	2
Scores From Outside The 20	26	20
Touchdowns.	10	9
Field Goals	16	11

AVERAGE FIELD POSITION

	<u>Regular Season</u>	
	<u>Packers</u>	<u>Opponent</u>
Drives Started	156	161
Average Field Position	GB27	OPP30
Drives Started in Plus Territory.	9	20
Scores	6	11
Touchdowns.	3	4
Field Goals	3	7
Missed Field Goals	0	0
Blocked Field Goals	0	0
Punts	0	2
Turnovers	0	0
Turnover on Downs	1	2
Ran Out Clock.	2	5
Did Not Attempt to Score.	2	5
Drives Started Inside Own 20.	32	29

GOAL-TO-GO SITUATIONS, REGULAR SEASON

<u>Summary</u>									<u>GTG Plays</u>	
	<u>Total</u>	<u>TD</u>	<u>Pct</u>	<u>FG</u>	<u>MFG</u>	<u>TO</u>	<u>CLK</u>	<u>DOWN</u>	<u>Plays</u>	<u>TD</u>
Packers	22	16	.727	3	1	2	0	0	40	16
Opponents	24	18	.750	3	0	1	1	1	52	18

2018 SUPERLATIVES

LONGEST REGULAR-SEASON RETURNS

Packers

Type	Yards	Opp. Date	Player
Kickoff	30	vs. Ari, Dec. 2	J. Williams
Interception	27	vs. Buf, Sept. 30	J. Alexander
Kickoff	27	at LAR, Oct. 28	T. Montgomery
Interception	26	vs. Mia, Nov. 11	B. Breeland
Kickoff	26	vs. Atl, Dec. 9	J. Moore
Kickoff	25	vs. Chi, Sept. 9	T. Montgomery
Kickoff	25	at Was, Sept. 23	T. Montgomery
Interception	24	vs. Min, Sept. 16	H. Clinton-Dix
Punt	24	vs. Ari, Dec. 2	J. Alexander
Kickoff	23	at NE, Nov. 4	B. Breeland
Kickoff	23	at Min, Nov. 25	J. Williams
Punt	23	at Min, Nov. 25	T. Williams

No. of returns 20-plus yards in length: 22

No. of returns 40-plus yards in length: 0

Opponent

Type	Yards	Opp. Date	Player
Kickoff	46	vs. Min, Sept. 16	M. Hughes
Punt	44	at Chi, Dec. 16	T. Cohen
Punt	42	vs. Chi, Sept. 9	T. Cohen
Kickoff	36	at NE, Nov. 4	C. Patterson
Kickoff	32	vs. SF, Oct. 15	R. James
Kickoff	31	at Chi, Dec. 16	A. Miller
Kickoff	30	at Det, Oct. 7	A. Abdullah
Kickoff	30	vs. SF, Oct. 15	D. Reed
Kickoff	30	vs. Mia, Nov. 11	J. Grant
Kickoff	29	vs. Atl, Dec. 9	M. Hall

No. of returns 20-plus yards in length: 25

No. of returns 40-plus yards in length: 3

LONGEST REGULAR-SEASON PLAYS FROM SCRIMMAGE

Packers

Yards	Opp.	Play
75t	vs. Chi	A. Rodgers to R. Cobb
67	vs. Mia	A. Jones run
64t	at Was	A. Rodgers to G. Allison
60	vs. SF	A. Rodgers to M. Valdes-Scantling
57	at Sea	A. Rodgers to D. Adams
54	at Det	A. Rodgers to E. St. Brown
54	vs. SF	A. Rodgers to J. Graham
54t	at Sea	A. Rodgers to R. Tonyan
51	vs. Chi	A. Rodgers to D. Adams
51	at NE	A. Rodgers to M. Valdes-Scantling

Long run:

67	vs. Mia	A. Jones
33t	at LAR	A. Jones
30	vs. Buf	A. Jones
26	vs. Mia	R. Greene
29t	vs. Atl	A. Jones
21	vs. SF	A. Rodgers
21	vs. Ari	M. Valdes-Scantling
21	vs. Atl	A. Rodgers
20	at Chi	J. Williams

No. plays 20-plus yards: 59

No. plays 40-plus yards: 15

Opponent

Yards	Opp.	Play
75t	vs. Min	K. Cousins to S. Diggs
67t	vs. SF	C. Beathard to M. Goodwin
60	at Det	M. Stafford to K. Golladay
55t	at NE	T. Brady to J. Gordon
50	at Was	A. Smith to V. Davis
46t	at Was	A. Smith to P. Richardson
41	at Was	A. Peterson run
39	vs. Mia	F. Gore run
39	vs. Mia	B. Osweiler to D. Amendola
37	at NE	J. Edelman to J. White
37	vs. Ari	J. Rosen to C. Kirk

Long run:

41	at Was	A. Peterson
39	vs. Mia	F. Gore
33	vs. Ari	J. Rosen
30	at Sea	R. Penny
29	vs. Ari	C. Edmonds
26	vs. SF	R. Mostert
24	at Det	K. Johnson
23	at LAR	T. Gurley
23	vs. Ari	C. Kirk
22	at Chi	T. Cohen

No. plays 20-plus yards: 53

No. plays 40-plus yards: 7

MISCELLANEOUS

WEEKLY INACTIVES

9/9	Chicago:	T. Boyle, O. Burks, T. Davis, R. Greene, J. Jones, A. Light, J. Moore
9/16	Minnesota:	O. Burks, D. Burton, R. Greene, J. Jones, A. Light, J. Moore, E. St. Brown
9/23	at Washington:	T. Boyle, D. Jackson, J. Jones, K. King, A. Light, J. Moore, E. St. Brown
9/30	Buffalo:	T. Boyle, B. Breeland, R. Cobb, D. Jackson, K. King, A. Light, J. McCray
10/7	at Detroit:	J. Alexander, G. Allison, T. Boyle, B. Breeland, R. Cobb, A. Light, J. Whitehead
10/15	San Francisco:	J. Alexander, G. Allison, T. Boyle, B. Breeland, R. Cobb, A. Light, J. Spriggs
10/28	at L.A. Rams:	T. Boyle, B. Breeland, T. Brown, A. Light, J. McCray, J. Moore, K. Toomer
11/4	at New England:	G. Allison, T. Boyle, T. Brown, D. Kaser, A. Light, J. McCray, K. Toomer
11/11	Miami:	T. Boyle, I. Campbell, R. Cobb, K. King, A. Light, W. Redmond
11/15	at Seattle:	T. Boyle, K. Brice, R. Cobb, K. King, A. Light, L. Patrick, N. Perry
11/25	at Minnesota:	T. Boyle, B. Breeland, R. Cobb, M. Daniels, R. Greene, K. King, A. Light
12/2	Arizona:	T. Boyle, B. Breeland, K. Brice, T. Carson, R. Greene, K. King, A. Light
12/9	Atlanta:	B. Bell, T. Boyle, B. Bulaga, K. Donnerson, N. Jamerson, J. Looney, L. Taylor
12/16	at Chicago:	T. Boyle, B. Bulaga, K. Clark, K. Donnerson, N. Jamerson, A. Pankey, N. Siragusa
12/23	at N.Y. Jets:	
12/30	Detroit:	

SEASON TOTALS: T. Boyle (13), A. Light (12), B. Breeland (6), R. Cobb (6), K. King (6), R. Greene (4), J. Moore (4), G. Allison (3), J. Jones (3), J. McCray (3), J. Alexander (2), K. Brice (2), T. Brown (2), B. Bulaga (2), O. Burks (2), K. Donnerson (2), D. Jackson (2), N. Jamerson (2), E. St. Brown (2), K. Toomer (2), B. Bell (1), D. Burton (1), I. Campbell (1), T. Carson (1), K. Clark (1), M. Daniels (1), T. Davis (1), D. Kaser (1), J. Looney (1), A. Pankey (1), L. Patrick (1), N. Perry (1), W. Redmond (1), N. Siragusa (1), J. Spriggs (1), L. Taylor (1), J. Whitehead (1).

TIME SPENT IN THE LEAD

Opponent	In Lead	Packers Trailing
9/9	Chi.....2:29	39:47
9/16	Min.....36:21	0:00
9/23	at Was.....0:00	57:54
9/30	Buf.....50:19	0:00
10/7	at Det.....0:00	55:30
10/15	SF.....16:34	25:52
10/28	at LAR.....35:27	15:34
11/4	at NE.....0:00	37:36
11/11	Mia.....51:07	0:00
11/15	at Sea.....51:00	7:46
11/25	at Min.....6:16	18:27
12/2	Ari.....16:44	13:09
12/9	Atl.....37:45	4:25
12/16	at Chi.....0:00	38:14
12/23	at NYJ.....	
12/30	Det.....	
SEASON	304:02	314:14
SEASON AVG	21:43	22:27

NON-OFFENSIVE SCORES

REGULAR SEASON

Packers (2): J. Jackson 0-yard blocked-punt return vs. Min, Sept. 16; B. Breeland 22-yard interception return vs. Atl, Dec. 9.

Opponent (2): K. Mack 27-yard interception return vs. Chi, Sept. 9; A. Jones tackled in the end zone by M. Barron for a safety at LAR, Oct. 28.

TWO-POINT CONVERSIONS

REGULAR SEASON

Packers (2-3): A. Rodgers-J. Williams pass at Det (Oct. 7), A. Rodgers-D. Adams pass at Chi (Dec. 16)

Opponent (2-3): K. Cousins-S. Diggs pass vs. Min (Sept. 16), J. Goff-T. Gurley pass at LAR (Oct. 28)

PENALTIES AND REPLAY CHALLENGES

PENALTY STATISTICS

	Regular Season	
	Packers	Opponent
Times Penalized after Offensive Gain	15	18
Gains Wiped Out, Offensive Penalties	230	250
Touchdowns Cost	1	1
Field Goals Cost	0	0
First Downs Lost	9	8
Intentional-Grounding Penalties	3	0
Defensive Pass Interference, Times Flagged	6	5
Yards Given Up	101	83
Defensive 3rd/4th Down Flags (kept drive alive) ..	7	5
Kick/Punt Return Penalties	12	4
Return Yards Wiped Out	201	0
Touchdowns nullified — GREEN BAY (1) : A.Rodgers 12-yard pass to J.Graham vs. Min (Sept. 16)		
OPPONENTS (1) : M.Stafford 46-yard pass to K.Golladay at Det (Oct. 7)		

2018 REGULAR-SEASON REPLAY CHALLENGES

PACKERS (1/3)

Date, Opp.	Initial Ruling	Ruling
9/9, vs. Chi	J.Howard in bounds	Reversed
12/9, vs. Atl	M.Ryan completed pass to J.Jones	Upheld
12/9, vs. Atl	M.Ryan completed pass to J.Jones	Upheld

OPPONENTS (4/4)

Date, Opp.	Initial Ruling	Ruling
10/7, at Det	A.Rodgers completed pass to D.Adams	Reversed
10/28, at LAR	J.Goff pass incomplete to B.Cooks	Reversed
11/4, at NE	A.Rodgers completed pass to D.Adams	Reversed
11/15, at Sea	R.Wilson incomplete to D.Moore	Reversed

REPLAY ASSISTANT (4/11)

Last two minutes of the half, overtime, turnovers and scoring plays

Date, Opp.	Initial Ruling	Ruling
9/23, at Was	A.Peterson touchdown	Upheld
9/23, at Was	D.Adams touchdown	Upheld
9/23, at Was	R.Cobb fumble	Upheld
9/30, vs. Buf	J.Allen fumble	Upheld
10/7, at Det	K.King fumble	Upheld
10/7, at Det	M.Valdes-Scantling touchdown	Reversed
10/15, vs. SF	A.Jones touchdown	Reversed
10/28, at LAR	J.Graham touchdown	Reversed
10/28, at LAR	J.Goff pass incomplete to T.Gurley	Reversed
11/4, at NE	C.Patterson touchdown	Reversed
12/2, vs. Ari	C.Edmonds touchdown	Reversed

2018 REGULAR-SEASON PENALTIES ACCEPTED (93)

OFFENSE (39)

Delay of Game (6) — Team vs. Chi (Sept. 9), Team vs. Chi (Sept. 9), Team vs. Min (Sept. 16), Team vs. SF (Oct. 15), Team at NE (Nov. 4), Team at Min (Nov. 25)

False Start (13) — B.Bulaga vs. Chi (Sept. 9), J.McCray vs. Min (Sept. 16), B.Bulaga vs. Min (Sept. 16), J.Spriggs at Was (Sept. 23), J.Graham vs. Buf (Sept. 30), B.Bulaga vs. SF (Oct. 15), M.Lewis vs. Mia (Nov. 11), A.Jones vs. Mia (Nov. 11), J.Spriggs vs. Ari (Dec. 2), M.Lewis vs. Atl (Dec. 9), A.Jones vs. Atl (Dec. 9), J.Spriggs vs. Atl (Dec. 9), J.Spriggs at Chi (Dec. 16)

Holding (11) — J.McCray vs. Chi (Sept. 9), L.Taylor vs. Min (Sept. 16), D.Bakhtiari vs. Min (Sept. 16), B.Bulaga at Was (Sept. 23), L.Taylor at Was (Sept. 23), G.Allison at Was (Sept. 23), J.Spriggs at Was (Sept. 23), B.Bulaga vs. Buf (Sept. 30), D.Bakhtiari at NE (Nov. 4), J.Spriggs vs. Ari (Dec. 2), J.Spriggs at Chi (Dec. 16)

Illegal Block Above the Waist (1) — E.St. Brown at Sea (Nov. 15)

Illegal Crackback (1) — D.Adams vs. Mia (Nov. 11)

Illegal Formation (1) — Team at Det (Oct. 7)

Illegal Shift (1) — Team at Det (Oct. 7)

Intentional Grounding (3) — A.Rodgers vs. Chi (Sept. 9), A.Rodgers at Det (Oct. 7), A.Rodgers vs. SF (Oct. 15)

Pass Interference (2) — D.Adams vs. Min (Sept. 16), J.Graham vs. Atl (Dec. 9)

DEFENSE (32)

Face Mask (4) — J.Jackson vs. Buf (Sept. 30), K.King at Det (Oct. 7), J.Jackson at Det (Oct. 7), B.Breeland at Sea (Nov. 15)

Holding (8) — J.Jackson vs. SF (Oct. 15), K.Clark at LAR (Oct. 28), B.Breeland at NE (Nov. 4), B.Breeland vs. Mia (Nov. 11), J.Jackson vs. Ari (Dec. 2), K.Fackrell vs. Ari (Dec. 2), J.Jackson vs. Atl (Dec. 9), B.Breeland at Chi (Dec. 16)

Illegal Contact (1) — J.Jackson vs. Mia (Nov. 11)

Neutral-Zone Infraction (2) — D.Lowry at LAR (Oct. 28), D.Lowry at Chi (Dec. 16)

Pass Interference (6) — J.Alexander at Was (Sept. 23), T.Williams at Was (Sept. 23), D.House at Was (Sept. 23), B.Breeland at NE (Nov. 4), R.Greene at Sea (Nov. 15), J.Alexander at Chi (Dec. 16)

Offsides (2) — M.Daniels at Det (Oct. 7), D.Lowry vs. Ari (Dec. 2)

Roughing the Passer (5) — N.Perry vs. Chi (Sept. 9), M.Wilkerson vs. Chi (Sept. 9), C.Matthews vs. Chi (Sept. 9), C.Matthews vs. Min (Sept. 16), C.Matthews at Was (Sept. 23)

Taunting (1) — T.Brown at Det (Oct. 7)

Unnecessary Roughness (2) — J.Jackson vs. Buf (Sept. 30), J.Whitehead at NE (Nov. 4)

Unsportsmanlike Conduct (1) — B.Martinez vs. Buf (Sept. 30)

SPECIAL TEAMS (22)

Holding (8) — D.House at Was (Sept. 23), J.Jones at Det (Oct. 7), A.Morrison vs. SF (Oct. 15), K.Toomer at Sea (Nov. 15), W.Redmond at Sea (Nov. 15), R.Tonyan vs. Ari (Dec. 2), F.Brown vs. Atl (Dec. 9), H.Bradley at Chi (Dec. 16)

Illegal Block Above the Waist (2) — J.Whitehead at Was (Sept. 23), J.Jackson at Det (Oct. 7)

Illegal Formation (2) — Team at Min (Nov. 25), J.Crawford vs. Ari (Dec. 2)

Illegal Touch Kick (1) — J.Moore at Min (Nov. 25)

Offsides (5) — J.Moore at Det (Oct. 7), T.Brown at Det (Oct. 7), J.Jones at NE (Nov. 4), J.Williams at Min (Nov. 25), J.Alexander at Chi (Dec. 16)

Roughing the Kicker (2) — K.King at Det (Oct. 7), R.Tonyan at NE (Nov. 4)

Unnecessary Roughness (2) — T.Brown vs. SF (Oct. 15), J.Williams vs. Mia (Nov. 11)

TURNOVER STATISTICS AND NOTES

TURNOVER ANALYSIS

	Packers Take Aways			Packers Give Aways			Diff	Cum	NFC Rank	NFL Rank
	Int	Fum	Tot	Int	Fum	Tot				
CHI	0	1	1	1	1	2	-1	-1	10t	20t
MIN	1	0	1	0	0	0	+1	0	8t	13t
WAS	1	0	1	0	1	1	0	0	7t	12t
BUF	2	1	3	1	1	2	+1	+1	7	11t
DET	0	0	0	0	3	3	-3	-2	11t	23t
SF	1	2	3	0	0	0	+3	+1	7t	13t
BYE	-	-	-	-	-	-	-	+1	8	15t
LAR	0	0	0	0	1	1	-1	0	8t	17t
NE	0	0	0	0	1	1	-1	-1	9	18t
MIA	1	1	2	0	1	1	+1	0	9	17t
SEA	0	1	1	0	0	0	+1	+1	8t	17t
MIN	0	0	0	0	1	1	-1	0	10	19
ARI	0	0	0	0	0	0	0	0	10	18
ATL	1	1	2	0	0	0	+2	+2	7t	14t
CHI	0	1	1	1	0	1	0	+2	7t	14t
NYJ										
DET										
Total	7	8	15	3	10	13	+2	+2	7t	14t

HOME GAMES UPPERCASED IN BOLD

Regular-Season Takeaway Breakdown

	Packers	Opponent
Total	15	13
Interceptions	7	3
Fumble Rec.	8	10
Points off Turnovers	46	37
Touchdowns	4	4
Field Goals	6	3
Didn't attempt score	0	1

REGULAR-SEASON TOUCHDOWN RETURNS

Packers (1): B.Breeland 22-yard interception return.

Opponent (1): K.Mack 27-yard interception return.

2018 RECORD WHEN...

When...	Record	Postseason
+4 turnover margin	0-0	0-0
+3 turnover margin	1-0	0-0
+2 turnover margin	1-0	0-0
+1 turnover margin	2-1-1	0-0
even turnover margin	0-3	0-0
-1 turnover margin	1-3	0-0
-2 turnover margin	0-0	0-0
-3 turnover margin	0-1	0-0
-4 turnover margin	0-0	0-0
recording 0 takeaways	0-5	0-0
recording 1 takeaway	1-3-1	0-0
recording 2 takeaways	2-0	0-0
recording 3 takeaways	2-0	0-0
recording 4 takeaways	0-0	0-0
recording 5 takeaways	0-0	0-0
recording 0 giveaways	2-2-1	0-0
recording 1 giveaway	1-5	0-0
recording 2 giveaways	2-0	0-0
recording 3 giveaways	0-1	0-0
recording 4 giveaways	0-0	0-0
recording 5 giveaways	0-0	0-0
recording 0 interceptions	1-7	0-0
recording 1 interception	3-1-1	0-0
recording 2 interceptions	1-0	0-0
recording 3 interceptions	0-0	0-0
recording 4 interceptions	0-0	0-0
surrendering 0 interceptions	3-7-1	0-0
surrendering 1 interception	2-1	0-0
surrendering 2 interceptions	0-0	0-0
surrendering 3 interceptions	0-0	0-0
recovering 0 fumbles	0-6-1	0-0
recovering 1 fumble	4-2	0-0
recovering 2 fumbles	1-0	0-0
recovering 3 fumbles	0-0	0-0
losing 0 fumbles	2-3-1	0-0
losing 1 fumble	3-4	0-0
losing 2 fumbles	0-0	0-0
losing 3 fumbles	0-1	0-0

TAKEAWAY SUMMARY (15)

9/10	Chicago:	K.Clark (fumble recovery).
9/16	Minnesota:	H.Clinton-Dix (interception).
9/23	at Washington:	H.Clinton-Dix (interception).
9/30	Buffalo:	J.Alexander (interception), H.Clinton-Dix (interception), K.Clark (fumble recovery).
10/7	at Detroit:	None.
10/15	San Francisco:	J.Crawford (fumble recovery), K.King (fumble recovery, interception).
10/28	at L.A. Rams:	None.
11/4	at New England:	None.
11/11	Miami:	R.Gilbert (fumble recovery), B.Breeland (interception).
11/15	at Seattle:	T.Williams (fumble recovery).
11/25	at Minnesota:	None.
12/2	Arizona:	None.
12/9	Atlanta:	B.Breeland (interception, fumble recovery).
12/16	at Chicago:	D.Lowry (fumble recovery).
12/23	at N.Y. Jets:	
12/30	Detroit:	

SEASON TOTALS: B.Breeland 3 (two interceptions, fumble recovery), H.Clinton-Dix 3 (three interceptions), K.Clark 2 (two fumble recoveries), K.King 2 (fumble recovery, interception), J.Alexander 1 (interception), J.Crawford 1 (fumble recovery), R.Gilbert 1 (fumble recovery), D.Lowry 1 (fumble recovery), T.Williams 1 (fumble recovery).

Note: Only fumbles lost are credited. Fumbles in which the team maintained possession are not included.

GIVEAWAY SUMMARY (13)

9/10	Chicago:	D.Kizer (fumble), D.Kizer (interception).
9/16	Minnesota:	None.
9/23	at Washington:	R.Cobb (fumble).
9/30	Buffalo:	A.Rodgers (interception), A.Rodgers (fumble).
10/7	at Detroit:	K.King (fumble), A.Rodgers (fumble), A.Rodgers (fumble).
10/15	San Francisco:	None.
10/28	at L.A. Rams:	T.Montgomery (fumble).
11/4	at New England:	A.Jones (fumble).
11/11	Miami:	T.Williams (fumble).
11/15	at Seattle:	None.
11/25	at Minnesota:	T.Williams (fumble).
12/2	Arizona:	None.
12/9	Atlanta:	None.
12/16	at Chicago:	A.Rodgers (interception).
12/23	at N.Y. Jets:	
12/30	Detroit:	

SEASON TOTALS: A.Rodgers 5 (three fumbles, two interceptions), D.Kizer 2 (fumble, interception), T.Williams 2 (two fumbles), R.Cobb 1 (fumble), A.Jones 1 (fumble), K.King 1 (fumble), T.Montgomery 1 (fumble).

Note: Only fumbles lost are credited. Fumbles in which the team maintained possession are not included.

TAKEAWAY POINTS

Packers Regular Season (46)

Date	Opp.	Turnover	Result	Points
9/16	vs. Min	Interception	FG	3
9/30	vs. Buf	Interception	FG	3
9/30	vs. Buf	Fumble	FG	3
10/15	vs. SF	Fumble	FG	3
10/15	vs. SF	Fumble	FG	3
10/15	vs. SF	Interception	FG	3
11/11	vs. Mia	Fumble	TD	7
11/11	vs. Mia	Interception	TD	7
11/15	at Sea	Fumble	TD	7
12/9	vs. Atl	Interception	TD	7

Opponent Regular Season (37)

Date	Opp.	Turnover	Result	Points
9/9	vs. Chi	Interception	TD	7
9/23	at Was	Fumble	FG	3
10/7	at Det	Fumble	TD	7
10/7	at Det	Fumble	FG	3
10/7	at Det	Fumble	TD	7
11/4	at NE	Fumble	TD	7
11/11	vs. Mia	Fumble	FG	3

REGULAR-SEASON PLAYER PARTICIPATION

NFL WEEK	1	2	3	4	5	6	8	9	10	11	12	13	14	15	16	17	— Season Totals —			
Player	CHI	MIN	at WAS	BUF	at DET	SF	at LAR	at NE	MIA	at SEA	at MIN	ARI	ATL	at CHI	at NYJ	DET	GP	GS	DNP	INA
Adams, Davante	WR	WR	WR	WR	WR	WR	WR	WR	WR	WR	WR	WR	WR	WR			14	14	0	0
Adams, Montravius	SUB	SUB	SUB	SUB	SUB	SUB	SUB	SUB	SUB	SUB	SUB	SUB	SUB	SUB			14	0	0	0
Alexander, Jaire	SUB	SUB	CB	CB	INA	INA	3CB	CB	CB	CB	CB	CB	CB	CB			12	10	0	2
Allison, Geronimo	3WR	3WR	3WR	WR	INA	INA	SUB	INA	IR	IR	IR	IR	IR	IR			5	4	0	3
Bakhtiari, David	LT	LT	LT	WR	LT	LT	LT	LT	LT	LT	LT	LT	LT	LT			14	14	0	0
Bell, Byron	SUB	SUB	SUB	RG	RG	RG	RG	RG	RG	RG	RG	RG	INA	IR			12	9	0	1
Bouagnon, Joel	PS	PS	PS	PS	PS	-	-	-	-	-	-	-	-	-			0	0	0	0
Boyle, Tim	INA	DNP	INA	INA	INA	INA	INA	INA	INA	INA	INA	INA	INA	INA			0	0	1	13
Bradley, Hunter	SUB	SUB	SUB	SUB	SUB	SUB	SUB	SUB	SUB	SUB	SUB	SUB	SUB	SUB			14	0	0	0
Brady, Sheldon	-	-	-	-	-	-	-	-	PS	PS	PS	PS	PS	PS			0	0	0	0
Breeland, Bashaud	-	-	-	INA	INA	INA	INA	3CB	CB	CB	INA	INA	SUB	CB			5	4	0	6
Brice, Kentrell	S	S	S	S	S	S	S	S	S	INA	S	INA	SUB	SUB			12	10	0	2
Brown, Fadol	-	-	-	-	-	-	-	-	-	-	-	-	SUB	SUB			2	0	0	0
Brown, Tony	PS	PS	PS	SUB	SUB	SUB	INA	INA	SUB	SUB	SUB	SUB	3CB	SUB			9	1	0	2
Bulaga, Bryan	RT	RT	RT	RT	RT	RT	RT	RT	RT	RT	RT	RT	INA	INA			12	12	0	2
Burks, Oren	INA	INA	SUB	SUB	ILB	ILB	SUB	ILB	SUB	SUB	SUB	SUB	SUB	SUB			12	3	0	2
Burton, Deante	-	INA	-	-	-	-	-	-	-	-	-	-	-	-			0	0	0	1
Campbell, Ibraheim	-	-	-	-	-	-	-	-	INA	SUB	SUB	S	IR	IR			3	1	0	1
Carson, Tra	-	-	-	-	-	PS	PS	SUB	SUB	SUB	SUB	INA	IR	IR			4	0	0	1
Clark, Kenny	NT	NT	NT	NT	NT	NT	NT	NT	NT	NT	DE	DE	DE	INA			13	13	0	1
Clinton-Dix, Ha Ha	S	S	S	S	S	S	S	S	-	-	-	-	-	-			7	7	0	0
Cobb, Randall	WR	WR	WR	INA	INA	INA	SUB	WR	INA	INA	INA	SUB	WR	WR			8	6	0	6
Coleman, Lavon	-	-	-	-	-	-	-	PS	PS	PS	PS	PS	PS	PS			0	0	0	0
Coyle, Anthony	-	-	-	PS	PS	PS	PS	PS	PS	PS	PS	PS	IR	IR			0	0	0	0
Crawford, James	SUB	SUB	SUB	SUB	SUB	SUB	SUB	SUB	SUB	SUB	SUB	SUB	SUB	SUB			14	0	0	0
Crosby, Mason	SUB	SUB	SUB	SUB	SUB	SUB	SUB	SUB	SUB	SUB	SUB	SUB	SUB	SUB			14	0	0	0
Daniels, Mike	SUB	DE	DE	DE	DE	DE	DE	DE	DE	DE	INA	IR	IR	IR			10	9	0	1
Davis, Austin	PS	PS	PS	-	-	-	-	-	-	-	-	-	-	-			0	0	0	0
Davis, Trevor	INA	IR	IR	IR	IR	IR	IR	IR	IR	SUB	SUB	IR	IR	IR			2	0	0	1
Donnerson, Kendall	PS	PS	PS	PS	PS	PS	PS	PS	PS	PS	PS	PS	INA	INA			0	0	0	2
Evans, Marwin	PS	-	-	-	-	-	-	-	-	-	-	-	-	-			0	0	0	0
Fackrell, Kyler	SUB	SUB	SUB	SUB	SUB	SUB	SUB	SUB	SUB	OLB	OLB	OLB	OLB	OLB			14	5	0	0
Gilbert, Reggie	SUB	SUB	SUB	SUB	SUB	SUB	SUB	SUB	SUB	SUB	SUB	SUB	SUB	SUB			14	0	0	0
Graham, Jimmy	TE	TE	TE	TE	TE	TE	TE	TE	TE	TE	SUB	TE	TE	SUB			14	11	0	0
Greene, Raven	INA	INA	SUB	SUB	SUB	SUB	SUB	SUB	SUB	SUB	INA	INA	IR	IR			8	0	0	4
Hatcher, Keon	-	-	-	-	-	PS	PS	PS	PS	PS	-	-	-	-			0	0	0	0
House, Davon	SUB	SUB	SUB	IR	IR	IR	IR	IR	IR	IR	IR	IR	IR	IR			3	0	0	0
Jackson, Darius	SUB	SUB	INA	INA	-	-	-	-	-	-	-	-	-	-			2	0	0	2
Jackson, Josh	3CB	SUB	SUB	3CB	3CB	SUB	SUB	SUB	3CB	3CB	CB	CB	CB	3CB			14	9	0	0
Jamerson, Natrell	-	-	-	-	-	-	-	-	-	-	-	-	INA	INA			0	0	0	2
Johnson, Malcolm	-	-	-	-	-	-	-	-	-	-	PS	PS	PS	PS			0	0	0	0
Jones, Aaron	SUS	SUS	SUB	SUB	SUB	RB	RB	RB	RB	RB	RB	RB	SUB	RB			12	8	0	0
Jones, Josh	INA	INA	INA	SUB	SUB	SUB	SUB	SUB	SUB	S	SUB	SUB	S	S			11	3	0	3
Kaser, Drew	-	-	-	-	-	-	-	INA	-	-	-	-	-	-			0	0	0	1
Kendricks, Lance	SUB	SUB	SUB	SUB	SUB	SUB	SUB	SUB	TE	SUB	SUB	SUB	SUB	TE			14	2	0	0
Kerridge, Joe	PS	PS	PS	PS	PS	PS	PS	-	-	-	-	-	-	-			0	0	0	0
King, Kevin	CB	CB	INA	INA	CB	CB	CB	CB	INA	INA	INA	INA	IR	IR			6	6	0	6
Kizer, DeShone	SUB	DNP	DNP	DNP	DNP	DNP	DNP	DNP	DNP	DNP	DNP	DNP	SUB	DNP			2	0	12	0
Kumerow, Jake	IR	IR	IR	IR	IR	IR	IR	IR	IR	IR	IR	SUB	SUB	SUB			3	0	0	0
Lancaster, Tyler	PS	PS	PS	PS	DNP	SUB	SUB	SUB	SUB	SUB	NT	NT	SUB	NT			9	3	1	0
Lewis, Marcedes	SUB	SUB	SUB	SUB	SUB	TE	TE	SUB	SUB	SUB	TE	SUB	SUB	TE			14	4	0	0
Light, Alex	INA	INA	INA	INA	INA	INA	INA	INA	INA	INA	INA	INA	SUB	SUB			2	0	0	12
Linsley, Corey	C	C	C	C	C	C	C	C	C	C	C	C	C	C			14	14	0	0
Looney, James	PS	PS	PS	PS	PS	PS	PS	PS	PS	PS	DNP	DNP	INA	SUB			1	0	2	1
Lowry, Dean	SUB	SUB	SUB	DE	SUB	DE	SUB	SUB	SUB	SUB	DE	DE	DE	DE			14	6	0	0
Martinez, Blake	ILB	ILB	ILB	ILB	ILB	ILB	ILB	ILB	ILB	ILB	ILB	ILB	ILB	ILB			14	14	0	0
Martini, Greer	PS	PS	PS	PS	-	-	-	-	-	-	-	-	-	-			0	0	0	0
Matthews, Clay	OLB	OLB	OLB	OLB	OLB	OLB	OLB	OLB	OLB	OLB	OLB	OLB	OLB	OLB			14	14	0	0
Matthews, Tray	-	-	-	-	-	-	-	-	-	-	-	-	PS	PS			0	0	0	0
Mays, Devante	IR	-	-	-	-	-	-	-	-	-	-	-	-	-			0	0	0	0
McCray, Justin	RG	RG	RG	INA	DNP	SUB	INA	INA	SUB	SUB	SUB	SUB	RG	SUB			10	4	1	3
Montgomery, Ty	SUB	SUB	SUB	SUB	SUB	SUB	SUB	-	-	-	-	-	-	-			7	0	0	0
Moore, J'Mon	INA	INA	INA	SUB	SUB	SUB	INA	SUB	SUB	SUB	SUB	SUB	SUB	SUB			10	0	0	4
Morrison, Antonio	SUB	ILB	ILB	SUB	SUB	SUB	SUB	SUB	ILB	ILB	ILB	ILB	ILB	SUB			14	7	0	0
Murphy, Kyle	IR	IR	IR	IR	IR	IR	IR	IR	IR	IR	IR	IR	IR	IR			0	0	0	0
Pankey, Adam	PS	PS	PS	PS	PS	PS	PS	PS	PS	PS	PS	PS	SUB	INA			1	0	0	1
Patrick, Lucas	DNP	SUB	SUB	SUB	SUB	SUB	SUB	SUB	SUB	INA	SUB	SUB	LG	RG			12	2	1	1
Perry, Nick	OLB	OLB	OLB	OLB	OLB	OLB	OLB	OLB	OLB	INA	IR	IR	IR	IR			9	9	0	1
Pleasant, Eddie	-	-	-	-	-	-	-	-	-	-	-	SUB	SUB	3S			3	1	0	0
Redding, Teo	-	-	-	-	-	-	-	-	-	-	PS	PS	PS	PS			0	0	0	0
Redmond, Will	-	PS	PS	PS	PS	PS	PS	PS	INA	SUB	SUB	SUB	SUB	SUB			5	0	0	1
Rodgers, Aaron	QB	QB	QB	QB	QB	QB	QB	QB	QB	QB	QB	QB	QB	QB			14	14	0	0
Rollins, Quinten	IR	-	-	-	-	-	-	-	-	-	-	-	-	-			0	0	0	0
Ryan, Jake	IR	IR	IR	IR	IR	IR	IR	IR	IR	IR	IR	IR	IR	IR			0	0	0	0
Scott, JK	SUB	SUB	SUB	SUB	SUB	SUB	SUB	SUB	SUB	SUB	SUB	SUB	SUB	SUB			14	0	0	0
Simon, Deon	-	-	-	PS	PS	PS	PS	PS	-	PS	PS	PS	PS	PS			0	0	0	0
Siragusa, Nico	-	-	-	-	-	-	-	-	-	-	-	-	-	INA			0	0	0	1
Spriggs, Jason	SUB	SUB	SUB	SUB	SUB	INA	SUB	SUB	SUB	SUB	SUB	SUB	RT	RT			13	2	0	1
St. Brown, Equanimeous	SUB	INA	INA	DNP	3WR	3WR	SUB	SUB	SUB	3WR	3WR	3WR	3WR	SUB			11	6	1	2
Taylor, Lane	LG	LG	LG	LG	LG	LG	LG	LG	LG	LG	LG	LG	INA	LG			13	13	0	1
Thompson, Jason	-	-	-	-	-	-	-	-	-	-	-	-	PS	PS			0	0	0	0
Tonyan, Robert	SUB	SUB	SUB	SUB	SUB	SUB	SUB	SUB	SUB	SUB	SUB	SUB	SUB	SUB			14	0	0	0
Toomer, Korey	SUB	SUB	SUB	SUB	DNP	DNP	INA	INA	SUB	SUB	SUB	SUB	-	-			7	0	2	2
Valdes-Scantling, Marquez	SUB	SUB	SUB	3WR	WR	WR	WR	3WR	WR	WR	WR	WR	SUB	SUB			14	9	0	0
Vitale, Danny	-	-	-	-	-	-	PS	PS	PS	PS	PS	SUB	SUB	SUB			3	0	0	0
Whitehead, Jermaine	3S	SUB	SUB	SUB	INA	SUB	3S	SUB	-	-	-	-	-	-			7	2	0	1
Wilkinson, Muhammad	DE	DE	DE	IR	IR	IR	IR	IR	IR	IR	IR	IR	IR	IR			3	3	0	0
Williams, Jamaal	RB	RB	RB	RB	RB	SUB	SUB	SUB	SUB	SUB	SUB	SUB	RB	SUB			14	6	0	0
Williams, Tramon	CB	CB	CB	CB	CB	CB	CB	S	S	S	S	S	S	S			14	14	0	0
Wolf, Ethan	-	-	-	-	-	-	-	PS	PS	PS	PS	PS	PS	PS			0	0	0	0
Yancey, DeAngelo	-	-	-	-	PS	PS	-	-	-	-	-	-	-	-			0	0	0	0

SEASON HIGHS/W-L BREAKDOWN

INDIVIDUAL

Longest Scoring Run — 33, A.Jones, Oct. 28 at L.A. Rams
Longest Non-Scoring Run — 67, A.Jones, Nov. 11 vs. Miami

Longest Scoring Pass — 75, A.Rodgers to R.Cobb, Sept. 9 vs. Chicago
Longest Non-Scoring Pass — 60, A.Rodgers to M.Valdes-Scantling, Oct. 15 vs. San Francisco

Longest Kickoff Return — 30, J.Williams, Dec. 2 vs. Arizona
Longest Punt Return — 24, J.Alexander, Dec. 2 vs. Arizona
Longest Interception Return — 27, J.Alexander, Sept. 30 vs. Buffalo
Longest Fumble Return — 0, seven times, most recently Dec. 9 vs. Atlanta

Longest Punt — 67, J.Scott, Nov. 15 at Seattle

Longest Field Goal — 53, M.Crosby, Oct. 28 at L.A. Rams
Most Field Goals Attempted — 6, M.Crosby, Sept. 16 vs. Minnesota
Most Field Goals Made — 5, M.Crosby, Sept. 16 vs. Minnesota

Most Touchdowns — 2, four times, most recently A.Jones, Nov. 15 at Seattle
Most Rushing Attempts — 17, A.Jones twice, most recently Dec. 9 vs. Atlanta
Most Rushing Yards — 145, A.Jones, Nov. 11 vs. Miami

Most Passing Attempts — 52, A.Rodgers, Oct. 7 at Detroit
Most Completions — 32, A.Rodgers, Oct. 7 at Detroit
Most Passing Yards — 442, A.Rodgers, Oct. 7 at Detroit
Most Touchdown Passes — 3, A.Rodgers, twice, most recently Oct. 7 at Detroit

Most Receptions — 10, D.Adams twice, most recently Nov. 15 at Seattle
Most Receiving Yards — 166, D.Adams, Nov. 15 at Seattle

Most Total Yards from Scrimmage — 172, A.Jones, Nov. 11 vs. Miami

Most Defensive Interceptions — 1, seven times, most recently B.Breeland, Dec. 9 vs. Atlanta
Most Tackles — 14, B.Martinez, Dec. 9 vs. Atlanta
Most Solo Tackles — 12, B.Martinez, Dec. 9 vs. Atlanta
Most Sacks — 3.0, K.Fackrell twice, most recently Nov. 15 at Seattle
Most Passes Defensed — 5, J.Alexander, Oct. 28 at L.A. Rams

TEAM

Offensive Most...
First Downs — 30, Oct. 7 at Detroit
Rushing Attempts — 32, Sept. 30 vs. Buffalo
Rushing Yards — 195, Nov. 11 vs. Miami
Pass Attempts — 52, Oct. 7 at Detroit
Completions — 32, Oct. 7 at Detroit
TDs Thrown — 3, twice, most recently Oct. 7 at Detroit
Ints. Thrown — 1, three times, most recently Dec. 16 at Chicago
Net Passing Yards — 423, Oct. 7 at Detroit
Offensive Plays — 76, Oct. 7 at Detroit
Total Offense — 521, twice, most recently Oct. 15 vs. San Francisco
Time of Possession — 38:08, Sept. 16 vs. Minnesota
Turnovers — 3, Oct. 7 at Detroit
Fumbles — 3, twice, most recently Oct. 7 at Detroit
Fumbles Lost — 3, Oct. 7 at Detroit

Longest Scoring Drives
Plays — 15, Sept. 23 at Washington
Yards — 95, Dec. 2 vs. Arizona
Time — 7:02, Sept. 23 at Washington
Shortest Scoring Drives
Plays — 3, four times, most recently Nov. 15 at Seattle
Yards — -12, Sept. 23 at Washington
Time — 0:19, Sept. 16 vs. Minnesota

Defensive Fewest...
First Downs Allowed — 11, Sept. 30 vs. Buffalo
Rushing Att. Allowed — 16, Sept. 30 vs. Buffalo
Rushing Yards Allowed — 58, Sept. 30 vs. Buffalo
Pass Att. Allowed — 20, Sept. 23 at Washington
Pass Comp. Allowed — 11, Dec. 2 vs. Arizona
Net Passing Yards Allowed — 133, Dec. 2 vs. Arizona
Total Plays Allowed — 55, twice, most recently Oct. 15 vs. San Francisco
Total Yards Allowed — 145, Sept. 30 vs. Buffalo

Defensive Most...
Takeaways — 3, twice, most recently Oct. 15 vs. San Francisco
Interceptions — 2, Sept. 30 vs. Buffalo
Fumbles Forced — 2, three times, most recently Nov. 15 at Seattle
Fumbles Recovered — 2, Oct. 15 vs. San Francisco
Passes Defensed — 7, twice, most recently Oct. 28 at L.A. Rams
Sacks — 7, Sept. 30 vs. Buffalo

	2018 regular season...			2017 regular season...			2016 regular season...			1992-present...		
	Home	Road	Overall	Home	Road	Overall	Home	Road	Overall	Home	Road	Overall
Overall	5-1-1	0-7	5-8-1	4-4	3-5	7-9	6-2	4-4	10-6	161-52-2	105-110	266-162-2
On Grass	5-1-1	0-5	5-6-1	4-4	2-2	6-6	6-2	3-2	9-4	161-52-2	60-46	221-98-2
On Artificial Surfaces	0-0	0-2	0-2	0-0	1-3	1-3	0-0	1-2	1-2	0-0	45-66	45-66
In Open-Air Stadiums	5-1-1	0-5	5-6-1	4-4	2-3	6-7	6-2	3-2	9-4	161-52-2	68-69	229-121-2
In Indoor Stadiums	0-0	0-2	0-2	0-0	1-2	1-2	0-0	1-2	1-2	0-0	37-41	37-41
vs. Division Opponents	1-0-1	0-3	1-3-1	1-2	1-2	2-4	3-0	2-1	5-1	69-19-2	49-42	118-61-2
vs. NFC	3-1-1	0-6	3-7-1	3-3	2-4	5-7	5-1	3-3	8-4	123-36-2	80-82	203-118-2
vs. AFC	2-0	0-1	2-1	1-1	1-1	1-2	1-1	1-1	2-2	38-16	25-28	63-45
When scoring first	2-1-1	0-3	2-4-1	1-1	2-1	3-2	6-0	4-1	10-1	113-21-2	65-40	178-61-2
When Opponent scored first	3-0	0-4	3-4	3-3	1-4	4-7	0-2	0-3	0-5	47-31	40-70	87-101
In overtime	0-0-1	0-0	0-0-1	2-0	1-0	3-0	0-0	0-0	0-0	7-3-2	2-5	9-8-2
When leading after first quarter	3-0	0-2	3-2	1-1	0-1	1-2	5-0	1-1	6-1	98-15-1	54-27	152-42-1
When leading at halftime	3-1-1	0-2	3-3-1	2-1	1-1	3-2	6-0	2-1	8-1	126-11-2	80-30	206-41-2
When leading after third quarter	3-0-1	0-1	3-1-1	3-0	1-0	4-0	5-0	4-0	9-0	132-5-2	93-23	225-28-2
When trailing after first quarter	1-0	0-4	1-4	1-2	1-0	2-2	0-2	0-3	0-5	28-26	19-51	47-77
When trailing at halftime	2-0	0-4	2-4	2-3	2-3	3-6	0-2	1-3	1-5	26-35-1	21-68	47-103-1
When trailing after third quarter	2-1	0-4	2-5	1-4	2-4	3-8	0-2	0-4	0-6	19-44-1	9-83	28-127-1
When tied at halftime	0-0	0-1	0-1	0-0	0-1	0-1	0-0	1-0	1-0	9-6	4-11	13-17
On Thursday	0-0	0-1	0-1	1-0	0-0	1-0	1-0	0-0	1-0	6-1	5-8	11-9
On Friday	0-0	0-0	0-0	0-0	0-0	0-0	0-0	0-0	0-0	0-0	1-0	1-0
On Saturday	0-0	0-0	0-0	0-1	0-0	0-1	1-0	0-0	1-0	2-1	2-0	4-1
On Sunday/Early Games	2-1-1	0-3	2-4-1	1-2	2-3	3-5	2-0	2-1	4-1	95-28-2	49-53	144-81-2
On Sunday/Late Afternoon Games	1-0	0-1	1-1	2-0	1-0	3-0	1-2	0-1	1-3	31-13	24-23	55-36
On Sunday/Night Games	1-0	0-2	1-2	0-0	0-2	0-2	1-0	1-2	2-2	14-3	11-11	25-14
On Monday	1-0	0-0	1-0	0-1	0-0	0-1	0-0	1-0	1-0	13-7	12-13	25-20
When Packers had 100-yard rusher	1-0	0-0	1-0	1-1	1-0	2-1	1-0	1-0	2-0	41-11-1	31-9	72-20-1
When Packers had 100-yard receiver	2-0	0-5	2-5	1-1	0-0	1-1	6-0	2-2	8-2	78-17	45-39	123-56
When Packers had 300-yard passer	1-0	0-2	1-2	2-0	0-1	2-1	2-0	2-2	4-2	41-13	33-25	74-38
When Opponent had 100-yard rusher	0-0	0-2	0-2	1-1	2-0	3-1	0-1	0-2	0-3	26-22-1	22-32	48-54-1
When Opponent had 100-yard receiver	2-0-1	0-2	2-2-1	1-2	0-4	1-5	2-0	1-3	3-3	51-18-2	29-43	80-61-2
When Opponent had 300-yard passer	0-0-1	0-1	0-1-1	0-2	0-2	0-4	2-0	3-1	5-1	25-9-2	18-23	43-32-2

TRANSACTIONS BY DATE

1/2	Signed WR Jake Kumerow, WR Colby Pearson, TE Robert Tonyan, LS Zach Triner and WR DeAngelo Yancey.	8/4	Claimed LB James Hearnos off waivers from the Dallas Cowboys.	9/11	Claimed CB Deante Burton off waivers from the Atlanta Falcons; Placed WR Trevor Davis on injured reserve; Signed CB Will Redmond to the practice squad; Released S Marwin Evans from the practice squad.	11/12	Signed DL Deon Simon to the practice squad.
1/3	Signed G Kofi Amichia.	8/6	Signed RB Akeem Judd; Placed LBs Jake Ryan and C.J. Johnson on injured reserve; Released G Ethan Cooper.			11/15	Activated WR Trevor Davis from injured reserve.
1/4	Signed LB Ahmad Thomas.	8/7	Placed WR Michael Clark on the reserve/retired list.	9/19	Released CB Deante Burton; Activated RB Aaron Jones from exempt status.	11/19	WR Keon Hatcher signed to the Oakland Raiders' active roster from the practice squad.
1/10	Released WR Jordy Nelson.	8/8	Signed LB James Crawford.	9/25	Signed G Anthony Coyle to the practice squad; Released C Austin Davis from the practice squad.	11/20	Signed WR Teo Redding to the practice squad.
3/13	Signed DL Muhammad Wilkerson and CB Herb Waters; Traded CB Damarious Randall a 2018 fourth-round pick (No. 114 overall) and a 2018 fifth-round pick (No. 150 overall) to the Cleveland Browns for QB DeShone Kizer, a fourth-round pick (No. 101 overall) and a fifth-round pick (No. 138 overall).	8/18	Signed RB LeShun Daniels; Placed RB Akeem Judd on the reserve/retired list.	9/26	Signed CB Bashaud Breeland; Placed CB Davon House on injured reserve.	11/24	Signed DL James Looney to the active roster from the practice squad; Placed LB Nick Perry on injured reserve.
3/16	Signed TE Jimmy Graham.	8/19	Signed RB Bronson Hill.	9/29	Signed CB Tony Brown to the active roster; Signed DL Deon Simon to the practice squad; Placed DL Muhammad Wilkerson on injured reserve.	11/27	Signed T Gerhard de Beer to the practice squad.
3/23	Signed CB Tramont Williams.	8/26	Traded CB Lenzy Pipkins to the Indianapolis Colts for LB Antonio Morrison.	10/4	Signed WR DeAngelo Yancey to the practice squad; Released LB Greer Martini from the practice squad.	11/28	Signed S Eddie Pleasant; Released LB Corey Toomer; Signed FB Malcolm Johnson to the practice squad; Placed G Anthony Coyle on the practice squad; injured list.
4/13	Signed CB Davon House; Released LB David Talley.	9/1	Released G Kofi Amichia, LB Vince Biegel, RB Joel Bouagnon, CB Donatello Brown, TE Emanuel Byrd, RB LeShun Daniels, C Austin Davis, C Dillon Day, LB Kendall Donnerson, S Marwin Evans, CB Demetri Goodson, CB Josh Hawkins, LB James Hearnos, RB Bronson Hill, LB Naashon Hughes, WR Adonis Jennings, FB Joe Kerridge, DL Tyler Lancaster, WR Kyle Lewis, DL James Looney, LB Greer Martini, DL Joey Mbu, LB Chris Odom, G/T Adam Pankey, LB Marcus Porter, TE Kevin Rader, FB Aaron Ripkowski, DL Connor Sheehy, TE Ryan Smith, LB Ahmad Thomas, LS Zach Triner and WR DeAngelo Yancey; Placed RB Devante Mays, T Kyle Murphy and CB Quinten Rollins on injured reserve; Placed RB Aaron Jones on the reserve/suspended list.	10/6	Signed DL Tyler Lancaster to the active roster from the practice squad; Released RB Darius Jackson.	12/1	Activated WR Jake Kumerow from reserve/injured; designated for return; Signed FB Danny Vitale to the active roster from the practice squad; Placed DL Mike Daniels and WR Trevor Davis on injured reserve.
4/30	Released QB Joe Callahan.			10/9	Signed RB Tra Carson and WR Keon Hatcher to the practice squad; Released RB Joel Bouagnon from the practice squad.	12/4	Signed LB Kendall Donnerson to the active roster from the practice squad; Signed S Tray Matthews and S Jason Thompson to the practice squad; Placed S Ibraheim Campbell on injured reserve.
5/4	Signed T/G Jacob Alsadek, LB Parris Bennett, QB Tim Boyle, LS Hunter Bradley, C Austin Davis, S Raven Greene, LB Naashon Hughes, LB C.J. Johnson, DL Tyler Lancaster, T/G Alex Light, T Kyle Meadows, DL Filipo Mokofisi, LB Marcus Porter, TE Kevin Rader, P JK Scott and DL Connor Sheehy. Released P Justin Vogel.			10/16	Released WR DeAngelo Yancey from the practice squad.		
5/7	Signed LB Kendall Donnerson, DL James Looney, G Cole Madison, LB Greer Martini, WR J Mon Moore, TE Ryan Smith, WR Equanimeous St. Brown and WR Marquez Valdes-Scantling.	9/2	Signed RB Joel Bouagnon, C Austin Davis, LB Kendall Donnerson, FB Joe Kerridge, DL Tyler Lancaster, DL James Looney, LB Greer Martini and G/T Adam Pankey to the practice squad.	10/22	Signed FB Danny Vitale to the practice squad.	12/5	Claimed DL Fadol Brown off waivers from the Oakland Raiders; Claimed CB Natrell Jamerson off waivers from the Houston Texans; Placed RB Tra Carson and CB Kevin King on injured reserve.
5/15	Signed LB Jaire Alexander.			10/30	Traded S Ha Ha Clinton-Dix to the Washington Redskins for an undisclosed draft pick; Traded RB Ty Montgomery to the Baltimore Ravens for an undisclosed draft pick; Signed TE Ethan Wolf to the practice squad; Released FB Joe Kerridge from the practice squad.	12/8	Signed G/T Adam Pankey to the active roster from the practice squad; Placed S Raven Greene on injured reserve.
5/17	Signed LB Oren Burks and CB Josh Jackson.			10/31	Signed RB Tra Carson to the active roster from the practice squad; Signed RB Lavon Coleman to the practice squad.	12/12	Signed G Nico Siragusa to the active roster from the Baltimore Ravens' practice squad; Placed T/G Byron Bell on injured reserve.
5/21	Placed DL Filipo Mokofisi on the reserve/retired list.			11/3	Signed P Drew Kaser.	12/17	Placed G/T Alex Light on the reserve/suspended list; Claimed RB Kapri Bibbs off waivers from the Washington Redskins.
5/25	Signed TE Marcedes Lewis.			11/5	Claimed S Ibraheim Campbell off waivers from the N.Y. Jets; Released P Drew Kaser.		
5/30	Signed T/G Byron Bell; Released T/G Jacob Alsadek.	9/3	Signed LB Korey Toomer; Placed WR Jake Kumerow on injured reserve; Signed CB Tony Brown and S Marwin Evans to the practice squad; Signed RB Darius Jackson off of the Dallas Cowboys' practice squad; Released CB Herb Waters.	11/6	Signed CB Will Redmond to the active roster from the practice squad; Signed LB Brady Sheldon to the practice squad; Placed WR Geronimo Allison on injured reserve; Released S Jermaine Whitehead.		
6/6	Released WR Colby Pearson.			11/10	Released DL Deon Simon from the practice squad.		
6/11	Signed DL Joey Mbu.						
7/13	Claimed G Ethan Cooper off waivers from the N.Y. Giants; Released T Kyle Meadows.						
7/24	Placed LB Parris Bennett on the reserve/retired list.						
7/25	Signed WRs Adonis Jennings and Kyle Lewis; Placed WR Michael Clark and G Cole Madison on the reserve/did not report list.						

TRANSACTIONS BY PLAYER

Alexander, Jaire - CB 5/7/18 Signed	Davis, Trevor - WR 9/1/18 Placed on injured reserve	Kizer, DeShone - QB 3/15/18 Acquired via trade with CLE	Rader, Kevin - TE 5/4/18 Signed
Allison, Geronimo - WR 11/6/18 Placed on injured reserve	11/15/18 Activated from injured reserve	Kumerow, Jake - WR 1/2/18 Signed	9/1/18 Released
Alsadek, Jacob - T/G 5/4/18 Signed	12/1/18 Placed on injured reserve	9/3/18 Placed on injured reserve	11/20/18 Signed to practice squad
5/30/18 Released	8/18/18 Signed	12/1/18 Activated from reserve/injured; designated for return	9/11/18 Signed to practice squad
Amichia, Kofi - G 9/1/18 Signed	9/1/18 Released	Lancaster, Tyler - DL 5/4/18 Signed	11/6/18 Signed to active roster
9/1/18 Released	9/1/18 Released	9/1/18 Released	9/1/18 Released
Bell, Byron - T/G 5/25/18 Signed	11/27/18 Signed to practice squad	9/2/18 Signed to practice squad	8/29/18 Signed contract extension
12/12/18 Placed on injured reserve	5/7/18 Signed	10/6/18 Signed to active roster	Rodgers, Aaron - QB 9/1/18 Placed on injured reserve
Bennett, Parris - LB 5/4/18 Signed	9/2/18 Released	Lewis, Kyle - WR 7/23/18 Signed	9/1/18 Signed to practice squad
7/24/18 Placed on reserve/retired list	12/4/18 Signed to active roster	9/1/18 Released	Ryan, Jake - LB 8/6/18 Placed on injured reserve
Bibbs, Kapri - RB 12/17/18 Claimed off waivers from WAS	Evans, Marwin - S 9/1/18 Released	5/25/18 Signed	Scott, JK - P 5/4/18 Signed
Bouagnon, Joel - RB 1/10/18 Signed	9/3/18 Signed to practice squad	5/4/18 Signed	Sheehy, Connor - DL 5/4/18 Signed
9/1/18 Released	9/1/18 Released	12/17/18 Placed on reserve/suspended list	9/1/18 Released
9/2/18 Signed to practice squad	Goodson, Demetri - CB 9/1/18 Released	Looney, James - DL 9/1/18 Signed	Sheldon, Brady - LB 11/6/18 Signed to practice squad
10/9/18 Released	Graham, Jimmy - TE 3/16/18 Signed	9/2/18 Signed to practice squad	Simon, Deon - DL 9/29/18 Signed to practice squad
Boyle, Tim - QB 5/4/18 Signed	Greene, Raven - S 5/4/18 Signed	11/24/18 Signed to active roster	11/10/18 Released
Bradley, Hunter - LS 5/4/18 Signed	12/8/18 Placed on injured reserve	Madison, Cole - G 5/7/18 Signed	11/12/18 Signed to practice squad
Breeland, Bashaud - CB 9/26/18 Signed	Hatcher, Keon - WR 10/9/18 Signed to practice squad	7/25/18 Placed on reserve/did not report list	Siragusa, Nico - LB 12/12/18 Signed off BAL practice squad
Brown, Donatello - CB 9/1/18 Released	11/19/18 Signed to the Oakland Raiders' active roster	Martini, Greer - LB 5/7/18 Signed	Smith, Ryan - TE 5/7/18 Signed
Brown, Fadol - DL 12/5/18 Claimed off waivers from OAK	Hawkins, Josh - CB 9/1/18 Released	9/1/18 Released	9/1/18 Released
Brown, Tony - CB 9/3/18 Signed to practice squad	Hearnos, James - LB 8/4/18 Signed	9/2/18 Signed to practice squad	St. Brown, Equanimeous 5/7/18 Signed
9/29/18 Signed to active roster	9/1/18 Released	10/4/18 Released	Talley, David - LB 4/13/18 Released
Burks, Oren - LB 5/17/18 Signed	Hill, Bronson - RB 8/19/18 Signed	Mays, Devante - RB 9/1/18 Placed on injured reserve	Thomas, Ahmad - LB 1/4/18 Signed
Burton, Deante - CB 9/11/18 Signed	9/1/18 Released	9/1/18 Signed	9/1/18 Released
9/19/18 Released	House, Davon - CB 4/13/18 Signed	6/11/18 Signed	Thompson, Jason - S 12/4/18 Signed to practice squad
Byrd, Emanuel - TE 9/1/18 Released	9/26/18 Placed on injured reserve	9/1/18 Released	Tonyan, Robert - TE 1/2/18 Signed
Callahan, Joe - QB 4/30/18 Released	Hughes, Naashon - LB 5/4/18 Signed	5/4/18 Signed	Toomer, Korey - LB 9/3/18 Signed
Campbell, Ibraheim - S 12/5/18 Claimed off waivers from NYJ	9/1/18 Released	5/21/18 Placed on reserve/retired list	11/28/18 Released
12/5/18 Placed on injured reserve	Hundley, Brett - QB 8/23/18 Traded to SEA	Montgomery, Ty - RB 10/30/18 Traded to BAL	Triner, Zach - LS 1/2/18 Signed
Carson, Tra - RB 10/9/18 Signed to practice squad	Jackson, Darius - RB 9/3/18 Signed	Moore, J Mon - WR 5/7/18 Signed	9/1/18 Released
10/31/18 Signed to active roster	10/6/18 Released	Morrison, Antonio - LB 8/26/18 Acquired via trade with IND	Valdes-Scantling, Marquez - WR 5/7/18 Signed
12/5/18 Placed on injured reserve	Jackson, Josh - CB 5/17/18 Signed	Murphy, Kyle - T 9/1/18 Placed on injured reserve	Vitale, Danny - FB 10/22/18 Signed to practice squad
Coleman, Lavon - RB 10/31/18 Signed to practice squad	Jamerson, Natrell - CB 12/5/18 Claimed off waivers from HOU	Nelson, Jordy - WR 3/13/18 Placed on injured reserve	12/1/18 Signed to active roster
Cooper, Ethan - G 7/13/18 Signed	Jennings, Adonis - WR 7/25/18 Signed	Odom, Chris - LB 9/1/18 Released	Vogel, Justin - P 5/4/18 Released
8/6/18 Released	Johnson, C.J. - LB 5/4/18 Signed	Pankey, Adam - G/T 9/1/18 Released	Waters, Herb - CB 3/15/18 Signed
Coyle, Anthony - G 9/25/18 Signed to practice squad	8/6/18 Placed on injured reserve	9/1/18 Released	9/3/18 Released
11/28/18 Placed on practice squad; injured list	Johnson, Malcolm - FB 11/28/18 Signed to practice squad	9/2/18 Signed to practice squad	Whitehead, Jermaine - S 11/6/18 Released
Clark, Michael - WR 7/25/18 Placed on reserve/did not report list	Jones, Aaron - RB 9/1/18 Placed on reserve/suspended list	12/8/18 Signed to active roster	Wilkerson, Muhammad - DL 3/15/18 Signed
8/7/18 Placed on reserve/retired list	9/19/18 Activated from exempt status	Pearson, Colby - WR 1/2/18 Signed	9/29/18 Placed on injured reserve
Clinton-Dix, Ha Ha - S 10/30/18 Traded to WAS	Judd, Akeem - RB 8/6/18 Signed	6/6/18 Released	Williams, Tramont - CB 3/23/18 Signed
Crawford, James - LB 8/8/18 Signed	8/18/18 Placed on reserve/retired list	Perry, Nick - LB 11/24/18 Placed on injured reserve	Wolf, Ethan - TE 10/30/18 Signed to practice squad
Daniels, Mike - DL 12/1/18 Placed on injured reserve	Kaser, Drew - P 11/3/18 Signed	Pipkins, Lenzy - CB 8/26/18 Traded to IND	Yancey, DeAngelo - WR 9/1/18 Released
Davis, Austin - C 5/4/18 Signed	11/5/18 Released	Pleasant, Eddie - S 11/28/18 Signed	10/4/18 Signed to practice squad
9/1/18 Released	Kerridge, Joe - FB 9/1/18 Released	Porter, Marcus - LB 5/4/18 Signed	10/16/18 Released
9/2/18 Signed to practice squad	9/2/18 Signed to practice squad	9/1/18 Released	
9/25/18 Released	King, Kevin - CB 12/5/18 Placed on injured reserve	Randall, Damarious - CB 3/15/18 Traded to CLE	

THE LAST TIME

Regular-Season Games Only

RUSHING

200 Yards Rushing, Individual

BY PACKERS — Ahman Green, Dec. 28, 2003, vs. Denver (218 yards)
BY OPPONENT — Adrian Peterson, Dec. 2, 2012, vs. Minnesota (210 yards)

100 Yards Rushing, Individual

BY PACKERS — Aaron Jones, Nov. 11, 2018, vs. Miami (145 yards)
BY OPPONENT — Todd Gurley, Oct. 28, 2018, at L.A. Rams (114 yards)

100 Yards Rushing, Individual, One Half

BY PACKERS — Aaron Jones, Nov. 11, 2018, vs. Miami (101 yards in first half)
BY OPPONENT — Robert Kelley, Nov. 20, 2016, at Washington (102 yards in second half)

100 Yards Rushing and Receiving, Individual

BY PACKERS — Never
BY OPPONENT — Darrin Nelson, Nov. 13, 1983, at Minnesota (119 yards rushing, 137 receiving)

Two 100-Yard Rushers

BY PACKERS — Ryan Grant (106 yards) and DeShawn Wynn (106 yards), Dec. 28, 2008, vs. Detroit
BY OPPONENT — Tony Dorsett (149 yards) and Robert Newhouse (101 yards), Nov. 12, 1978, vs. Dallas at Milw.

Two 100-Yard Rushers and Two 100-Yard Receivers

BY PACKERS — Ryan Grant (106 yards) and DeShawn Wynn (106), Dec. 28, 2008, vs. Detroit, Donald Driver (111 yards) and Greg Jennings (101 yards), Dec. 28, 2008, vs. Detroit*
BY OPPONENT — Never
*First time in NFL history

Four Touchdowns Rushing, Individual

BY PACKERS — Dorsey Levens, Jan. 2, 2000, vs. Arizona (8, 1, 5, 1 yards)
BY OPPONENT — DeAngelo Williams, Nov. 30, 2008, vs. Carolina (1, 1, 1, 1 yards)

Three Touchdowns Rushing, Individual

BY PACKERS — Ahman Green, Oct. 20, 2002, vs. Washington (24, 2, 8 yards)
BY OPPONENT — Robert Kelley, Nov. 20, 2016, at Washington (10, 1, 4 yards)

Two Touchdowns Rushing, Individual

BY PACKERS — Aaron Jones, Nov. 11, 2018, vs. Miami (2, 10 yards)
BY OPPONENT — Chase Edmonds, Dec. 2, 2018, vs. Arizona (6, 8 yards)

PASSING

400 Yards Passing, Individual

BY PACKERS — Aaron Rodgers, Oct. 15, 2018, vs. San Francisco (425 yards)
BY OPPONENT — Kirk Cousins, Sept. 16, 2018, vs. Minnesota (425 yards)

300 Yards Passing, Individual

BY PACKERS — Aaron Rodgers, Nov. 15, 2018, at Seattle (332 yards)
BY OPPONENT — Kirk Cousins, Nov. 25, 2018, at Minnesota (342 yards)

Six Touchdown Passes, Individual

BY PACKERS — Aaron Rodgers, Nov. 9, 2014, vs. Chicago (1, 4, 73, 40, 56, 18 yards)
BY OPPONENT — Tommy Kramer, Sept. 28, 1986, at Minnesota (23, 13, 36, 2, 17, 7 yards)

Five Touchdown Passes, Individual

BY PACKERS — Aaron Rodgers, Sept. 28, 2015, vs. Kansas City (8, 3, 27, 4, 4, yards)
BY OPPONENT — Matthew Stafford, Jan. 1, 2012, vs. Detroit (8, 13, 2, 5, 12 yards)

Four Touchdown Passes, Individual

BY PACKERS — Aaron Rodgers, Sept. 28, 2017, vs. Chicago (5, 2, 4, 8 yards)
BY OPPONENT — Kirk Cousins, Sept. 16, 2018, vs. Minnesota (14, 3, 75, 22 yards)

Three Touchdown Passes, Individual

BY PACKERS — Aaron Rodgers, Oct. 7, 2018, at Detroit (3, 1, 12 yards)
BY OPPONENT — Matt Ryan, Dec. 9, 2018, vs. Atlanta (16, 12, 19 yards)

Six Interceptions Thrown, Individual

BY PACKERS — Tom O'Malley, Sept. 17, 1950, vs. Detroit
BY OPPONENT — Don Horn, Sept. 26, 1971, vs. Denver at Milw.

Five Interceptions Thrown, Individual

BY PACKERS — Brett Favre, Oct. 30, 2005, at Cincinnati
BY OPPONENT — Russell Wilson, Dec. 11, 2016, vs. Seattle

Four Interceptions Thrown, Individual

BY PACKERS — Brett Favre, Dec. 25, 2005, vs. Chicago
BY OPPONENT — Russell Wilson, Dec. 11, 2016, vs. Seattle

RECEIVING

10 or More Receptions, Individual

BY PACKERS — Davante Adams, Nov. 15, 2018, at Seattle (10 receptions)
BY OPPONENT — Adam Thielen, Sept. 16, 2018, vs. Minnesota (12 receptions)

200 Yards Receiving, Individual

BY PACKERS — Jordy Nelson, Sept. 14, 2014, vs. N.Y. Jets (209 yards)
BY OPPONENT — Adam Thielen, Dec. 24, 2016, vs. Minnesota (202 yards)

100 Yards Receiving, Individual

BY PACKERS — Davante Adams, Dec. 16, 2018, at Chicago (119 yards)
BY OPPONENT — Julio Jones, Dec. 9, 2018, vs. Atlanta (106 yards)

100 Yards Receiving, One Half, Individual

BY PACKERS — Davante Adams, Dec. 16, 2018, at Chicago (100 yards in second half)
BY OPPONENT — Josh Gordon, Nov. 4, 2018, at New England (101 yards in second half)

Two 100-Yard Receivers

BY PACKERS — Davante Adams (132 yards), Jimmy Graham (104 yards) and Marquez Valdes-Scantling (103 yards), Oct. 15, 2018, vs. San Francisco
BY OPPONENT — Adam Thielen (131 yards) and Stefon Diggs (128 yards), Sept. 16, 2018, vs. Minnesota

Four Touchdown Receptions, Individual

BY PACKERS — Sterling Sharpe, Nov. 24, 1994, at Dallas (1, 36, 30, 5 yards)
BY OPPONENT — Never

Three Touchdown Receptions, Individual

BY PACKERS — Randall Cobb, Sept. 28, 2015, vs. Kansas City (3, 4, 4 yards)
BY OPPONENT — Vincent Jackson, Nov. 6, 2011, at San Diego (23, 5, 29 yards)

Two Touchdown Receptions, Individual

BY PACKERS — Davante Adams, Nov. 11, 2018, vs. Miami (7, 25 yards)
BY OPPONENT — Julio Jones, Dec. 9, 2018, vs. Atlanta (16, 12 yards)

INTERCEPTIONS

Four Interceptions, Individual

BY PACKERS — Willie Buchanon, Sept. 24, 1978, at San Diego
BY OPPONENT — Never

Three Interceptions, Individual

BY PACKERS — Tom Flynn, Oct. 28, 1984, vs. Detroit
BY OPPONENT — Vencie Glenn, Dec. 27, 1992, at Minnesota

Two Interceptions, Individual

BY PACKERS — Ha Ha Clinton-Dix, Dec. 18, 2016, at Chicago
BY OPPONENT — Harrison Smith, Dec. 23, 2017, vs. Minnesota

Interception Returned for Touchdown

BY PACKERS — Bashaud Breeland, Dec. 9, 2018, vs. Atlanta (22 yards)
BY OPPONENT — Khalil Mack, Sept. 9, 2018, vs. Chicago (27 yards)

TOUCHDOWNS

Five Touchdowns, Individual

BY PACKERS — Paul Hornung, Dec. 12, 1965, at Baltimore (2-, 9-, 3-yard runs; 50-, 65-yard receptions)
BY OPPONENT — Never

Four Touchdowns, Individual

BY PACKERS — Dorsey Levens, Jan. 2, 2000, vs. Arizona (8-, 1-, 5-, 1-yard runs)
BY OPPONENT — DeAngelo Williams, Nov. 30, 2008, vs. Carolina (1-, 1-, 1-, 1-yard runs)

Three Touchdowns, Individual

BY PACKERS — Randall Cobb, Sept. 28, 2015, vs. Kansas City (3-, 4-, 4-yard receptions)
BY OPPONENT — Robert Kelley, Nov. 20, 2016, at Washington (10-, 1-, 4-yard runs)

THE LAST TIME

FIELD GOALS/PATs

Five Field Goals Made, Individual

BY PACKERS — Mason Crosby, Sept. 16, 2018, vs. Minnesota (37, 40, 31, 48, 36 yards)
BY OPPONENT — Dan Bailey, Dec. 15, 2013, at Dallas (47, 23, 43, 50, 50 yards)

Four Field Goals Made, Individual

BY PACKERS — Mason Crosby, Oct. 15, 2018, vs. San Francisco (29, 39, 51, 27 yards)
BY OPPONENT — Jason Sanders, Nov. 11, 2018, vs. Miami (37, 25, 47, 40 yards)

60-Yard Field Goal

BY PACKERS — Never
BY OPPONENT — David Akers, Sept. 9, 2012, vs. San Francisco (63 yards)

50-Yard Field Goal

BY PACKERS — Mason Crosby, Dec. 9, 2018, vs. Atlanta (50 yards)
BY OPPONENT — Chris Boswell, Nov. 26, 2017, at Pittsburgh (53 yards)

Blocked Field-Goal Attempt

BY PACKERS — Datone Jones, Oct. 11, 2015, vs. St. Louis (50-yard Greg Zuerlein attempt)
BY OPPONENT — A'Shawn Robinson, Nov. 6, 2017, vs. Detroit (38-yard Mason Crosby attempt)

Two-Point Conversion

BY PACKERS — Davante Adams, Dec. 16, 2018, at Chicago (pass from Aaron Rodgers)
BY OPPONENT — Todd Gurley, Oct. 28, 2018, at L.A. Rams (pass from Jared Goff)

Point After Touchdown Missed

BY PACKERS — Mason Crosby, Oct. 7, 2018, at Detroit (first attempt, hit left upright)
BY OPPONENT — Matt Bryant, Dec. 9, 2018, vs. Atlanta (third attempt, wide right)

Blocked Point After Touchdown

BY PACKERS — Kenny Clark, Oct. 22, 2017, vs. New Orleans (Wil Lutz, second attempt)
BY OPPONENT — Ra'Shede Hageman, Dec. 8, 2014, vs. Atlanta (Mason Crosby, fifth attempt)

PUNTING

70-Yard Punt

BY PACKERS — Tim Masthay, Dec. 18, 2011, at Kansas City (71 yards)
BY OPPONENT — Jon Ryan, Sept. 24, 2012, at Seattle (73 yards)

60-Yard Punt

BY PACKERS — JK Scott, Nov. 15, 2018, at Seattle (67 yards)
BY OPPONENT — Andy Lee, Dec. 2, 2018, vs. Arizona (64 yards)

Blocked Punt

BY PACKERS — Geronimo Allison, Sept. 16, 2018, vs. Chicago (Matt Wile, punter)
BY OPPONENT — Brandon Bolden, Nov. 11, 2018, vs. Miami (JK Scott, punter)

10 Punts, Individual

BY PACKERS — Jon Ryan, Nov. 19, 2006, vs. New England (10 punts; 459 yards)
BY OPPONENT — Chris Kluwe, Dec. 21, 2006, vs. Minnesota (10 punts; 434 yards)

No Punts

BY PACKERS — Oct. 7, 2018, at Detroit
BY OPPONENT — Nov. 6, 2017, vs. Detroit

OTHER SPECIAL TEAMS

Kickoff Returned for Touchdown

BY PACKERS — Randall Cobb, Sept. 8, 2011, vs. New Orleans (108 yards)
BY OPPONENT — Jordan Todman, Nov. 6, 2016, vs. Indianapolis (99 yards)

Punt Returned for Touchdown

BY PACKERS — Micah Hyde, Dec. 28, 2014, vs. Detroit (55 yards)
BY OPPONENT — Marcus Thigpen, Dec. 14, 2014, at Buffalo (75 yards)

Blocked (Opponent) Field Goal Returned for Touchdown

BY PACKERS — Willie Buchanon, Dec. 17, 1972, at New Orleans (57 yards)
BY OPPONENT — Shawn Springs, Nov. 1, 1999, vs. Seattle (61 yards)

Blocked Punt Returned for Touchdown

BY PACKERS — Josh Jackson, Sept. 16, 2018, vs. Minnesota (0 yards; Matt Wile, punter)
BY OPPONENT — DeVier Posey, Oct. 14, 2012, at Houston (0 yards; Tim Masthay, punter)

Recovered Own Onside Kick Attempt

BY PACKERS — Jermaine Whitehead, Dec. 31, 2017, at Detroit (Mason Crosby, kicker)
BY OPPONENT — Jayron Kearsse, Dec. 24, 2016, vs. Minnesota (Kai Forbath, kicker)

OTHER DEFENSE

Shutout Posted

BY PACKERS — Sept. 30, 2018, vs. Buffalo (22-0)
BY OPPONENT — Dec. 23, 2017, vs. Minnesota (16-0)

Fumble Returned for Touchdown

BY PACKERS — Dean Lowry, Dec. 3, 2017, vs. Tampa Bay (62 yards)
BY OPPONENT — Desmond Trufant, Sept. 17, 2017, at Atlanta (15 yards)

Safety Scored

BY PACKERS — Team, Dec. 28, 2014, vs. Detroit (Matthew Stafford penalized for intentional grounding in end zone)
BY OPPONENT — Mark Barron, Oct. 28, 2018, at L.A. Rams (Aaron Jones tackled in end zone)

Five Sacks, Individual

BY PACKERS — Vonnie Holliday, Dec. 22, 2002, vs. Buffalo
BY OPPONENT — Antwan Odom, Sept. 20, 2009, vs. Cincinnati

Four Sacks, Individual

BY PACKERS — Kaber Gbaja-Biamila, Jan. 2, 2005, at Chicago
BY OPPONENT — Chris Clemons, Sept. 24, 2012, at Seattle

Three Sacks, Individual

BY PACKERS — Kyler Fackrell, Nov. 15, 2018, at Seattle
BY OPPONENT — Ezekiel Ansah, Dec. 31, 2017, at Detroit

MISCELLANEOUS

No Penalties

BY PACKERS — Nov. 4, 2013, vs. Chicago
BY OPPONENT — Dec. 14, 1997, at Carolina

Game Without Touchdown

BY PACKERS — Dec. 23, 2017, vs. Minnesota
BY OPPONENT — Nov. 11, 2018, vs. Miami

50 Points, Game

BY PACKERS — 53, Nov. 16, 2014, vs. Philadelphia
BY OPPONENT — 51, Nov. 24, 2008, at New Orleans

40 Points, Game

BY PACKERS — 43, Dec. 8, 2014, vs. Atlanta
BY OPPONENT — 42, Nov. 20, 2016, at Washington

500 Yards Total Offense

BY PACKERS — 521, Oct. 15, 2018, vs. San Francisco
BY OPPONENT — 515, Nov. 20, 2016, at Washington

Tie Game

Green Bay 29, Minnesota 29, Sept. 16, 2018

GREEN BAY 24, CHICAGO 23

Lambeau Field, Sunday, Sept. 9, 2018. Attendance: 78,282. Time: 3:07. Weather: 62° F, Humidity: 65 percent, Wind: E 10 mph

GAME 1

GREEN BAY, Wis. (AP) — Aaron Rodgers heard the applause after walking out of the stadium tunnel and back on to the field. The team doctor had checked out his left knee after the Green Bay Packers quarterback was carried off the field in the second quarter. Rodgers, it seemed, had avoided a major injury. He was good to go. The adrenaline kicked in. The hobbling two-time NFL MVP threw three touchdown passes in the second half after returning from injury, and the Green Bay Packers overcame a 20-point deficit for a thrilling 24-23 win over the Chicago Bears on Sunday night. Rodgers connected with receiver Randall Cobb for a catch-and-run through the secondary for a 75-yard touchdown and the go-ahead score with 2:13 left in the game.

Nick Perry sacked the Bears' Mitchell Trubisky on fourth-and-10 with 58 seconds to complete the comeback. Sunday marked the first time in franchise history that the Packers won after trailing by 17-plus points entering the fourth quarter, according to the Elias Sports Bureau.

The Packers posted the second-largest comeback in franchise history at Lambeau Field, behind only a rally from 21 points down to beat New Orleans on Sept. 17, 1989. For Rodgers, this was special. And especially because how awful the Packers played in the first half.

A Chicago defense featuring newly acquired star linebacker Khalil Mack dominated until the third quarter. Mack had a 27-yard interception return for a touchdown against backup quarterback Deshaun Kizer in the second quarter.

A gimpy Rodgers returned in the second half and finally figured out the Bears. He also found Davante Adams and Geronimo Allison for touchdown passes. He finished 20 of 30 for 286 yards, including 17 of 23 for 273 yards in the second half.

It was Rodgers' first regular-season home game since Sept. 28 against the Bears. He was limited to seven games in 2017 because of a collarbone injury.

Mack nearly stole the show. He also stripped the ball for a turnover in the red zone off Kizer in the second quarter. Mack made an immediate impact in his first game since the Bears acquired the premier pass rusher in a blockbuster deal with the Oakland Raiders.

The Bears led 20-0 at one point and their defense dominated until the second half. Then Rodgers returned, and the Packers' defense held the Bears in check.

Trubisky was 23 of 35 for 171 yards. He also ran for 32 yards on seven carries, including a 2-yard touchdown run in the first quarter.

OFFICIALS — Referee: Carl Cheffers (61); Umpire: Barry Anderson (20); Down Judge: Hugo Cruz (94); Line Judge: Gary Arthur (108); Field Judge: Land Clark (130); Side Judge: Eugene Hall (103); Back Judge: Greg Meyer (78); Replay Judge: Charles Stewart

STARTING LINEUPS

Chicago Bears										Green Bay Packers										
Offense					Defense					Offense					Defense					
TE	88	D Sims	DT	96	A Hicks	WR	18	R Cobb	DE	96	M Wilkinson	QB	12	A Rodgers	CB	53	J Whitehead	LB	54	M Amos
TE	80	T Burton	NT	91	E Goldman	LT	69	D Bachari	NT	97	K Clark	RB	20	P Amukamara	CB	12	A Rodgers	CB	53	J Whitehead
RT	70	B Masse	OLB	59	A Lynch	LG	65	L Taylor	OLB	52	C Matthews	RB	29	T Cohen	CB	37	J Jackson	CB	53	J Whitehead
RG	75	K Long	ILB	59	D Trevathan	C	63	C Linsley	ILB	50	B Martinez	RB	46	M Burton	CB	37	J Jackson	CB	53	J Whitehead
C	65	C Whitehair	ILB	54	N Kwiatkowski	RG	64	J McCray	OLB	53	N Perry	RB	29	T Cohen	CB	37	J Jackson	CB	53	J Whitehead
LG	64	E Kushi	OLB	59	D Trevathan	RT	70	B Masse	CB	38	T Williams	RB	29	T Cohen	CB	37	J Jackson	CB	53	J Whitehead
LT	72	C Leno Jr.	CB	23	K Fuller	TE	80	J Graham	CB	20	K King	RB	29	T Cohen	CB	37	J Jackson	CB	53	J Whitehead
CB	10	M Trubisky	S	39	E Jackson	WR	17	D Adams	CB	37	J Jackson	RB	29	T Cohen	CB	37	J Jackson	CB	53	J Whitehead
RB	24	J Howard	S	38	A Amos	WR	81	G Allison	S	21	H Clinton-Dix	RB	29	T Cohen	CB	37	J Jackson	CB	53	J Whitehead
RB	29	T Cohen	CB	20	P Amukamara	CB	12	A Rodgers	S	29	K Brice	RB	29	T Cohen	CB	37	J Jackson	CB	53	J Whitehead
FB	46	M Burton	CB	37	B Calathian	RB	30	J Williams	S	35	J Whitehead	RB	29	T Cohen	CB	37	J Jackson	CB	53	J Whitehead

GREEN BAY SUBSTITUTIONS — K 2 McGrosby, P 6 J Scott, QB 9 D Kizer, WR 19 E St. Brown, RB 22 D Jackson, CB 23 J Alexander, CB 31 D House, LS 43 H Bradley, TE 84 A Morrison, LB 51 K Fackrell, LB 54 J Crawford, LB 56 K Trummer, TG 74 B Ball, DL 76 M Donnes, T 78 J Springs, WR 83 M Valdes-Scandling, TE 84 L Kendrick, TE 85 R Toneyan, RB 88 T Montgomery, TG 74 B Ball, DL 76 M Donnes, T 78 J Springs, D Lowry, **DID NOT PLAY** — G 82 L Patrick, **INACTIVES** — CB 8 T Boyle, WR 11 T Jones, S 27 J Jones, S 36 R Greene, LB 42 O Burks, TG 70 A Lhnt, WR 82 J Moore.																			
C-Parkey	(26)	(33)	(32)	FIELD GOALS (made (& missed))															
VISITOR:	Chicago Bears			M.Crosby															
HOME:	Green Bay Packers			M.Crosby															
Qtr	Time	Play Description (Extra Point) (Drive Info)	1	7	2	3	4	OT	Total										
Bears	1	7:11	M Trubisky 2 yd run (C-Parkey kick) (10-36, 6:02)	0	0	0	0	0	0										
Bears	2	14:56	C-Parkey 26 yd Field Goal (9-50, 4:17)	0	0	0	0	0	0										
Bears	2	0:39	K Mack 27 yd interception return (C-Parkey kick)	0	0	0	0	0	0										
Bears	3	9:14	C-Parkey 33 yd Field Goal (12-50, 5:46)	0	0	0	0	0	0										
Packers	3	3:37	M Crosby 42 yd Field Goal (12-46, 5:37)	0	0	0	0	0	0										
Packers	4	13:59	G Allison 39 yd pass from A Rodgers (M Crosby kick) (8-91, 2:55)	0	0	0	0	0	0										
Packers	4	9:01	D Adams 12 yd pass from A Rodgers (M Crosby kick) (5-75, 2:51)	0	0	0	0	0	0										
Bears	4	2:39	C-Parkey 32 yd pass from A Rodgers (M Crosby kick) (14-61, 6:22)	0	0	0	0	0	0										
Packers	4	2:13	R Cobb 75 yd pass from A Rodgers (M Crosby kick) (3-75, 0:26)	0	0	0	0	0	0										
Packers	4	2:13		0	0	0	0	0	0										

GREEN BAY SUBSTITUTIONS — K 2 M.Crosby, P 6 J.Scott, QB 9 D.Kizer, WR 19 E.S. Brown, RB 22 D.Jackson, CB 23 J.Alexander, CB 51 D.House, LS 43 H.Bradley, LB 44 A.Morrison, LB 51 K.Fackrell, LB 54 J.Crawford, LB 56 K.Toomer, TG 74 B.Bell, DL 76 M.Daniels, T 78 J.Spring, WR 83 M.Valdes-Scantling, TE 84 L.Kendricks, TE 86 T.Royan, RB 88 T.Montgomery, TE 89 M.Lewis, DL 90 M.Adams, LB 93 R.Gilbert, DL 94 D.Lowry, **DID NOT PLAY** — G 82 L.Patrick, **INACTIVES** — OB 8 T.Boyle, WR 11 T.Davis, S 27 J.Jones, S 36 R.Greene, LB 42 O.Burks, TG 70 A.Light, WR 82 J.Moore.

FIELD GOALS (made & missed)

Chicago Bears										Green Bay Packers										
Offense					Defense					Offense					Defense					
TE	80	D.Sims	DT	96	A.Hicks	WR	18	R.Cobb	DE	96	M.Wilkinson	QB	12	A.Rodgers	CB	53	J.Whitehead	LB	54	M.Amoros
TE	88	T.Burton	NT	91	E.Goldman	LT	69	D.Bachari	NT	97	K.Clark	RB	20	P.Amukamara	CB	12	A.Rodgers	CB	53	J.Whitehead
RT	70	B.Messie	OLB	59	D.Trevathan	LG	65	L.Taylor	OLB	52	C.Matthews	RB	29	T.Cohen	CB	37	J.Jackson	CB	53	J.Whitehead
RG	75	K.Long	ILB	59	D.Trevathan	C	63	C.Linsley	ILB	50	B.Martinez	RB	46	M.Burton	CB	12	A.Rodgers	CB	53	J.Whitehead
C	65	C.Whitehair	ILB	54	N.Kwiatkowski	RG	64	J.McCray	ILB	50	B.Martinez	RB	29	T.Cohen	CB	37	J.Jackson	CB	53	J.Whitehead
LG	64	E.Kushi	OLB	59	D.Trevathan	RT	70	B.Messie	CB	38	T.Williams	RB	29	T.Cohen	CB	37	J.Jackson	CB	53	J.Whitehead
LT	72	C.Leno Jr.	CB	23	K.Filler	TE	80	J.Graham	CB	20	K.King	RB	29	T.Cohen	CB	37	J.Jackson	CB	53	J.Whitehead
CB	10	M.Trubisky	S	39	E.Jackson	WR	17	D.Adams	CB	37	J.Jackson	RB	29	T.Cohen	CB	37	J.Jackson	CB	53	J.Whitehead
RB	24	J.Howard	S	38	A.Amos	WR	81	G.Allison	S	21	H.Clinton-Dix	RB	29	T.Cohen	CB	37	J.Jackson	CB	53	J.Whitehead
RB	29	T.Cohen	CB	20	P.Amukamara	CB	12	A.Rodgers	S	29	K.Brice	RB	29	T.Cohen	CB	37	J.Jackson	CB	53	J.Whitehead
FB	46	M.Burton	CB	37	J.Jackson	RB	30	J.Williams	S	35	J.Whitehead	RB	29	T.Cohen	CB	37	J.Jackson	CB	53	J.Whitehead

GREEN BAY DEFENSIVE STATISTICS (official)

Chicago Bears										Green Bay Packers										
Offense					Defense					Offense					Defense					
TE	80	D.Sims	DT	96	A.Hicks	WR	18	R.Cobb	DE	96	M.Wilkinson	QB	12	A.Rodgers	CB	53	J.Whitehead	LB	54	M.Amoros
TE	88	T.Burton	NT	91	E.Goldman	LT	69	D.Bachari	NT	97	K.Clark	RB	20	P.Amukamara	CB	12	A.Rodgers	CB	53	J.Whitehead
RT	70	B.Messie	OLB	59	D.Trevathan	LG	65	L.Taylor	OLB	52	C.Matthews	RB	29	T.Cohen	CB	37	J.Jackson	CB	53	J.Whitehead
RG	75	K.Long	ILB	59	D.Trevathan	C	63	C.Linsley	ILB	50	B.Martinez	RB	46	M.Burton	CB	12	A.Rodgers	CB	53	J.Whitehead
C	65	C.Whitehair	ILB	54	N.Kwiatkowski	RG	64	J.McCray	ILB	50	B.Martinez	RB	29	T.Cohen	CB	37	J.Jackson	CB	53	J.Whitehead
LG	64	E.Kushi	OLB	59	D.Trevathan	RT	70	B.Messie	CB	38	T.Williams	RB	29	T.Cohen	CB	37	J.Jackson	CB	53	J.Whitehead
LT	72	C.Leno Jr.	CB	23	K.Filler	TE	80	J.Graham	CB	20	K.King	RB	29	T.Cohen	CB	37	J.Jackson	CB	53	J.Whitehead
CB	10	M.Trubisky	S	39	E.Jackson	WR	17	D.Adams	CB	37	J.Jackson	RB	29	T.Cohen	CB	37	J.Jackson	CB	53	J.Whitehead
RB	24	J.Howard	S	38	A.Amos	WR	81	G.Allison	S	29	K.Brice	RB	29	T.Cohen	CB	37	J.Jackson	CB	53	J.Whitehead
RB	29	T.Cohen	CB	20	P.Amukamara	CB	12	A.Rodgers	S	29	K.Brice	RB	29	T.Cohen	CB	37	J.Jackson	CB	53	J.Whitehead

Chicago Bears										Green Bay Packers									
RUSHING					ATT					RUSHING					ATT				
	YDS	AVG	LG	TD		YDS	AVG	LG	TD		YDS	AVG	LG	TD		YDS	AVG	LG	TD
J.Howard	15	82	5.5	16	0	J.Williams	15	47	3.1	11	0	A.Rodgers	1	15	15.0	15	5	0	0
M.Trubisky	7	32	4.6	9	1	A.Rodgers	5	15	3.0	11	0	T.Montgomery	1	7	3.5	6	0	0	0
T.Cohen	5	25	5.0	11	1	T.Montgomery	2	8	4.0	15	0	Total	18	69	3.8	15	15	0	0
Total	27	139	5.1	16	1	Total	18	69	3.8	15	0								
PASSING					ATT					PASSING					ATT				
	YDS	AVG	LG	TD		YDS	AVG	LG	TD		YDS	AVG	LG	TD		YDS	AVG	LG	TD
M.Trubisky	35	171	4/16	0	33	0	77.2	0	77.2	A.Rodgers	30	226	2/19	3	751	0	130.7	1	42.9
Total	35	23	171	4/16	0	33	0	77.2	0	77.2	D.Kyer	4	55	2/21	3	29	1	42.9	1
										Total	37	24	341	4/40	3	75	1	110.3	0
PASS RECEIVING					PASS RECEIVING					PASS RECEIVING					PASS RECEIVING				
	YDS	AVG	LG	TD		YDS	AVG	LG	TD		YDS	AVG	LG	TD		YDS	AVG	LG	TD
T.Gabriel	5	25	5.0	31	0	R.Cobb	9	142	15.8	751	1	D.Akins	9	88	17.6	51	1	1	1
J.Howard	4	24	5.0	7	0	D.Akins	5	86	17.2	31	1	T.Montgomery	2	21	10.5	13	7	0	0
A.Rodinson II	4	16	15.3	33	0	G.Allison	5	21	10.5	13	7	T.Montgomery	2	21	10.5	13	7	0	0
T.Cohen	3	16	5.3	3	0	T.Montgomery	2	21	10.5	13	7	L.Stram	1	8	13.0	13	0	0	0
A.Waller	2	14	7.0	11	0	L.Stram	1	8	13.0	13	0	L.Nerudicks	1	1	1.0	13	0	0	0
D.Sims	2	14	7.0	11	0	L.Nerudicks	1	1	1.0	13	0								
T.Burton	1	13	15.0	13	0	Total	24	341	14.2	751	3								
M.Burton	1	6	6.0	6	0														
Total	23	171	7.4	33	0	Total	24	341	14.2	751	3								
INTERCEPTIONS					INTERCEPTIONS					INTERCEPTIONS					INTERCEPTIONS				
	YDS	AVG	LG	TD		YDS	AVG	LG	TD		YDS	AVG	LG	TD		YDS	AVG	LG	TD
K.Mack	1	27	27.0	271	1	Total	0	0	0.0	0	0	0	0	0					
Total	1	27	27.0	271	1	Total	0	0	0.0	0	0	0	0	0					

Chicago Bears										Green Bay Packers										
Offense					Defense					Offense					Defense					
TE	80	D.Sims	DT	96	A.Hicks	WR	18	R.Cobb	DE	96	M.Wilkinson	QB	12	A.Rodgers	CB	53	J.Whitehead	LB	54	M.Amoros
TE	88	T.Burton	NT	91	E.Goldman	LT	69	D.Bachari	NT	97	K.Clark	RB	20	P.Amukamara	CB	12	A.Rodgers	CB	53	J.Whitehead
RT	70	B.Messie	OLB	59	D.Trevathan	LG	65	L.Taylor	OLB	52	C.Matthews	RB	29	T.Cohen	CB	37	J.Jackson	CB	53	J.Whitehead
RG	75	K.Long	ILB	59	D.Trevathan	C	63	C.Linsley	ILB	50	B.Martinez	RB	46	M.Burton	CB	12	A.Rodgers	CB	53	J.Whitehead
C	65	C.Whitehair	ILB	54	N.Kwiatkowski	RG	64	J.McCray	ILB	50	B.Martinez	RB	29	T.Cohen	CB	37	J.Jackson	CB	53	J.Whitehead
LG	64	E.Kushi	OLB	59	D.Trevathan	RT	70	B.Messie	CB	38	T.Williams	RB	29	T.Cohen	CB	37	J.Jackson	CB	53	J.Whitehead
LT	72	C.Leno Jr.	CB	23	K.Filler	TE	80	J.Graham	CB	20	K.King	RB	29	T.Cohen	CB	37	J.Jackson	CB	53	J.Whitehead
CB	10	M.Trubisky	S	39	E.Jackson	WR	17	D.Adams	CB	37	J.Jackson	RB	29	T.Cohen	CB	37	J.Jackson	CB	53	J.Whitehead
RB	24	J.Howard	S	38	A.Amos	WR	81	G.Allison	S	21	H.Clinton-Dix	RB	29	T.Cohen	CB	37	J.Jackson	CB	53	J.Whitehead
RB	29	T.Cohen	CB	20	P.Amukamara	CB	12	A.Rodgers	S	29	K.Brice	RB	29	T.Cohen	CB	37	J.Jackson	CB	53	J.Whitehead
FB	46	M.Burton	CB	37	J.Jackson	RB	30	J.Williams	S	35	J.Whitehead	RB	29	T.Cohen	CB	37	J.Jackson	CB	53	J.Whitehead

Chicago Bears										Green Bay Packers										
Offense					Defense					Offense					Defense					
TE	80	D.Sims	DT	96	A.Hicks	WR	18	R.Cobb	DE	96	M.Wilkinson	QB	12	A.Rodgers	CB	53	J.Whitehead	LB	54	M.Amoros
TE	88	T.Burton	NT	91	E.Goldman	LT	69	D.Bachari	NT	97	K.Clark	RB	20	P.Amukamara	CB	12	A.Rodgers	CB	53	J.Whitehead
RT	70	B.Messie	OLB	59	D.Trevathan	LG	65	L.Taylor	OLB	52	C.Matthews	RB	29	T.Cohen	CB	37	J.Jackson	CB	53	J.Whitehead
RG	75	K.Long	ILB	59	D.Trevathan	C	63	C.Linsley	ILB	50	B.Martinez	RB	46	M.Burton	CB	12	A.Rodgers	CB	53	J.Whitehead
C	65	C.Whitehair	ILB	54	N.Kwiatkowski	RG	64	J.McCray	ILB	50	B.Martinez	RB	29	T.Cohen	CB	37	J.Jackson	CB	53	J.Whitehead
LG	64	E.Kushi	OLB	59	D.Trevathan	RT	70	B.Messie	CB	38	T.Williams	RB	29	T.Cohen	CB	37	J.Jackson	CB	53	J.Whitehead
LT	72	C.Leno Jr.	CB	23	K.Filler	TE	80	J.Graham	CB	20	K.King	RB	29	T.Cohen	CB	37	J.Jackson	CB	53	J.Whitehead
CB	10	M.Trubisky	S	39	E.Jackson	WR	17	D.Adams	CB	37	J.Jackson	RB	29	T.Cohen	CB	37	J.Jackson	CB	53	J.Whitehead
RB	24	J.Howard	S	38	A.Amos	WR	81	G.Allison	S	21	H.Clinton-Dix	RB	29	T.Cohen	CB	37	J.Jackson	CB	53	J.Whitehead
RB	29	T.Cohen	CB	20	P.Amukamara	CB	12	A.Rodgers	S	29	K.Brice	RB	29	T.Cohen	CB	37	J.Jackson	CB	53	J.Whitehead
FB	46	M.Burton	CB	37	J.Jackson	RB	30	J.Williams	S	35	J.Whitehead	RB	29	T.Cohen	CB	37	J.Jackson	CB	53	J.Whitehead

Chicago Bears				Green Bay Packers																
Offense		Defense		Offense		Defense														
TE	80	D.Sims	DT	96	A.Hicks	WR	18	R.Cobb	DE	96	M.Wilkinson	QB	12	A.Rodgers	CB	53	J.Whitehead	LB	54	M.Amoros
TE	88	T.Burton	NT	91	E.Goldman	LT	69	D.Bachari	NT	97										

Chicago Bears				Green Bay Packers																
Offense		Defense		Offense		Defense														
TE	80	D.Sims	DT	96	A.Hicks	WR	18	R.Cobb	DE	96	M.Wilkinson	QB	12	A.Rodgers	CB	53	J.Whitehead	LB	54	M.Amoros
TE	88	T.Burton	NT	91	E.Goldman	LT	69	D.Bachari	NT	97										

Chicago Bears				Green Bay Packers																
Offense		Defense		Offense		Defense														
TE	80	D.Sims	DT	96	A.Hicks	WR	18	R.Cobb	DE	96	M.Wilkinson	QB	12	A.Rodgers	CB	53	J.Whitehead	LB	54	M.Amoros
TE	88	T.Burton	NT	91	E.Goldman	LT	69	D.Bachari	NT	97										

Chicago Bears				Green Bay Packers																
Offense		Defense		Offense		Defense														
TE	80	D.Sims	DT	96	A.Hicks	WR	18	R.Cobb	DE	96	M.Wilkinson	QB	12	A.Rodgers	CB	53	J.Whitehead	LB	54	M.Amoros
TE	88	T.Burton	NT	91	E.Goldman	LT	69	D.Bachari	NT	97										

Chicago Bears				Green Bay Packers																
Offense		Defense		Offense		Defense														
TE	80	D.Sims	DT	96	A.Hicks	WR	18	R.Cobb	DE	96	M.Wilkinson	QB	12	A.Rodgers	CB	53	J.Whitehead	LB	54	M.Amoros
TE	88	T.Burton	NT	91	E.Goldman	LT	69	D.Bachari	NT	97										

Chicago Bears				Green Bay Packers																
Offense		Defense		Offense		Defense														
TE	80	D.Sims	DT	96	A.Hicks	WR	18	R.Cobb	DE	96	M.Wilkinson	QB	12	A.Rodgers	CB	53	J.Whitehead	LB	54	M.Amoros
TE	88	T.Burton	NT	91	E.Goldman	LT	69	D.Bachari	NT	97										

Chicago Bears				Green Bay Packers																
Offense		Defense		Offense		Defense														
TE	80	D.Sims	DT	96	A.Hicks	WR	18	R.Cobb	DE	96	M.Wilkinson	QB	12	A.Rodgers	CB	53	J.Whitehead	LB	54	M.Amoros
TE	88	T.Burton	NT	91	E.Goldman	LT	69	D.Bachari	NT	97										

Chicago Bears				Green Bay Packers																
Offense		Defense		Offense		Defense														
TE	80	D.Sims	DT	96	A.Hicks	WR	18	R.Cobb	DE	96	M.Wilkinson	QB	12	A.Rodgers	CB	53	J.Whitehead	LB	54	M.Amoros
TE	88	T.Burton	NT	91	E.Goldman	LT	69	D.Bachari	NT	97										

Chicago Bears				Green Bay Packers																
Offense		Defense		Offense		Defense														
TE	80	D.Sims	DT	96	A.Hicks	WR	18	R.Cobb	DE	96	M.Wilkinson	QB	12	A.Rodgers	CB	53	J.Whitehead	LB	54	M.Amoros
TE	88	T.Burton	NT	91	E.Goldman	LT	69	D.Bachari	NT	97										

Chicago Bears				Green Bay Packers																
Offense		Defense		Offense		Defense														
TE	80	D.Sims	DT	96	A.Hicks	WR	18	R.Cobb	DE	96	M.Wilkinson	QB	12	A.Rodgers	CB	53	J.Whitehead	LB	54	M.Amoros
TE	88	T.Burton	NT	91	E.Goldman	LT	69	D.Bachari	NT	97										

Chicago Bears				Green Bay Packers																
Offense		Defense		Offense		Defense														
TE	80	D.Sims	DT	96	A.Hicks	WR	18	R.Cobb	DE	96	M.Wilkinson	QB	12	A.Rodgers	CB	53	J.Whitehead	LB	54	M.Amoros
TE	88	T.Burton	NT	91	E.Goldman	LT	69	D.Bachari	NT	97										

Chicago Bears				Green Bay Packers																
Offense		Defense		Offense		Defense														
TE	80	D.Sims	DT	96	A.Hicks	WR	18	R.Cobb	DE	96	M.Wilkinson	QB	12	A.Rodgers	CB	53	J.Whitehead	LB	54	M.Amoros
TE	88	T.Burton	NT	91	E.Goldman	LT	69	D.Bachari	NT	97										

Chicago Bears				Green Bay Packers																
Offense		Defense		Offense		Defense														
TE	80	D.Sims	DT	96	A.Hicks	WR	18	R.Cobb	DE	96	M.Wilkinson	QB	12	A.Rodgers	CB	53	J.Whitehead	LB	54	M.Amoros
TE	88	T.Burton	NT	91	E.Goldman	LT	69	D.Bachari	NT	97										

Chicago Bears				Green Bay Packers																
Offense		Defense		Offense		Defense														
TE	80	D.Sims	DT	96	A.Hicks	WR	18	R.Cobb	DE	96	M.Wilkinson	QB	12	A.Rodgers	CB	53	J.Whitehead	LB	54	M.Amoros
TE	88	T.Burton	NT	91	E.Goldman	LT	69	D.Bachari	NT	97										

Chicago Bears				Green Bay Packers																
Offense		Defense		Offense		Defense														
TE	80	D.Sims	DT	96	A.Hicks	WR	18	R.Cobb	DE	96	M.Wilkinson	QB	12	A.Rodgers	CB	53	J.Whitehead	LB	54	M.Amoros
TE	88	T.Burton	NT	91	E.Goldman	LT	69	D.Bachari	NT	97										

Chicago Bears				Green Bay Packers																
Offense		Defense		Offense		Defense														
TE	80	D.Sims	DT	96	A.Hicks	WR	18	R.Cobb	DE	96	M.Wilkinson	QB	12	A.Rodgers	CB	53	J.Whitehead	LB	54	M.Amoros
TE	88	T.Burton	NT	91	E.Goldman	LT	69	D.Bachari	NT	97										

Chicago Bears				Green Bay Packers																
Offense		Defense		Offense		Defense														
TE	80	D.Sims	DT	96	A.Hicks	WR	18	R.Cobb	DE	96	M.Wilkinson	QB	12	A.Rodgers	CB	53	J.Whitehead	LB	54	M.Amoros
TE	88	T.Burton	NT	91	E.Goldman	LT	69	D.Bachari	NT	97										

Chicago Bears				Green Bay Packers																
Offense		Defense		Offense		Defense														
TE	80	D.Sims	DT	96	A.Hicks	WR	18	R.Cobb	DE	96	M.Wilkinson	QB	12	A.Rodgers	CB	53	J.Whitehead	LB	54	M.Amoros
TE	88	T.Burton	NT	91	E.Goldman	LT	69	D.Bachari	NT	97										

Chicago Bears				Green Bay Packers																
Offense		Defense		Offense		Defense														
TE	80	D.Sims	DT	96	A.Hicks	WR	18	R.Cobb	DE	96	M.Wilkinson	QB	12	A.Rodgers	CB	53	J.Whitehead	LB	54	M.Amoros
TE	88	T.Burton	NT	91	E.Goldman	LT	69	D.Bachari	NT	97										

Chicago Bears				Green Bay Packers																
Offense		Defense		Offense		Defense														
TE	80	D.Sims	DT	96	A.Hicks	WR	18	R.Cobb	DE	96	M.Wilkinson	QB	12	A.Rodgers	CB	53	J.Whitehead	LB	54	M.Amoros
TE	88	T.Burton	NT	91	E.Goldman	LT	69	D.Bachari	NT	97										

Chicago Bears				Green Bay Packers																
Offense		Defense		Offense		Defense														
TE	80	D.Sims	DT	96	A.Hicks	WR	18	R.Cobb	DE	96	M.Wilkinson	QB	12	A.Rodgers	CB	53	J.Whitehead	LB	54	M.Amoros
TE	88	T.Burton	NT	91	E.Goldman	LT	69	D.Bachari	NT	97										

Chicago Bears				Green Bay Packers																
Offense		Defense		Offense		Defense														
TE	80	D.Sims	DT	96	A.Hicks	WR	18	R.Cobb	DE	96	M.Wilkinson	QB	12	A.Rodgers	CB	53	J.Whitehead	LB	54	M.Amoros
TE	88	T.Burton	NT	91	E.Goldman	LT	69	D.Bachari	NT	97										

Chicago Bears				Green Bay Packers																
Offense		Defense		Offense		Defense														
TE	80	D.Sims	DT	96	A.Hicks	WR	18	R.Cobb	DE	96	M.Wilkinson	QB	12	A.Rodgers	CB	53	J.Whitehead	LB	54	M.Amoros
TE	88	T.Burton	NT	91	E.Goldman	LT	69	D.Bachari	NT	97										

Chicago Bears				Green Bay Packers																
Offense		Defense		Offense		Defense														
TE	80	D.Sims	DT	96	A.Hicks	WR	18	R.Cobb	DE	96	M.Wilkinson	QB	12	A.Rodgers	CB	53	J.Whitehead	LB	54	M.Amoros
TE	88	T.Burton	NT	91	E.Goldman	LT	69	D.Bachari	NT	97										

Chicago Bears				Green Bay Packers																
Offense		Defense		Offense		Defense														
TE	80	D.Sims	DT	96	A.Hicks	WR	18	R.Cobb	DE	96	M.Wilkinson	QB	12	A.Rodgers	CB	53	J.Whitehead	LB	54	M.Amoros
TE	88	T.Burton	NT	91	E.Goldman	LT	69	D.Bachari	NT	97										

Chicago Bears				Green Bay Packers																
Offense		Defense		Offense		Defense														
TE	80	D.Sims	DT	96	A.Hicks	WR	18	R.Cobb	DE	96	M.Wilkinson	QB	12	A.Rodgers	CB	53	J.Whitehead	LB	54	M.Amoros
TE	88	T.Burton	NT	91	E.Goldman	LT	69	D.Bachari	NT	97										

Chicago Bears				Green Bay Packers																
Offense		Defense		Offense		Defense														
TE	80	D.Sims	DT	96	A.Hicks	WR	18	R.Cobb	DE	96	M.Wilkinson	QB	12	A.Rodgers	CB	53	J.Whitehead	LB	54	M.Amoros
TE	88	T.Burton	NT	91	E.Goldman	LT	69	D.Bachari	NT	97										

Chicago Bears				Green Bay Packers																
Offense		Defense		Offense		Defense														
TE	80	D.Sims	DT	96	A.Hicks	WR	18	R.Cobb	DE	96	M.Wilkinson	QB	12	A.Rodgers	CB	53	J.Whitehead	LB	54	M.Amoros
TE	88	T.Burton	NT	91	E.Goldman	LT	69	D.Bachari	NT	97										

Chicago Bears				Green Bay Packers																
Offense		Defense		Offense		Defense														
TE	80	D.Sims	DT	96	A.Hicks	WR	18	R.Cobb	DE	96	M.Wilkinson	QB	12	A.Rodgers	CB	53	J.Whitehead	LB	54	M.Amoros
TE	88	T.Burton	NT	91	E.Goldman	LT	69	D.Bachari	NT	97										

Chicago Bears				Green Bay Packers																
Offense		Defense		Offense		Defense														
TE	80	D.Sims	DT	96	A.Hicks	WR	18	R.Cobb	DE	96	M.Wilkinson	QB	12	A.Rodgers	CB	53	J.Whitehead	LB	54	M.Amoros
TE	88	T.Burton	NT	91	E.Goldman	LT	69	D.Bachari	NT	97										

Chicago Bears				Green Bay Packers																
Offense		Defense		Offense		Defense														
TE	80	D.Sims	DT	96	A.Hicks	WR	18	R.Cobb	DE	96	M.Wilkinson	QB	12	A.Rodgers	CB	53	J.Whitehead	LB	54	M.Amoros
TE	88	T.Burton	NT	91	E.Goldman	LT	69	D.Bachari	NT	97										

Chicago Bears				Green Bay Packers																
Offense		Defense		Offense		Defense														
TE	80	D.Sims	DT	96	A.Hicks	WR	18	R.Cobb	DE	96	M.Wilkinson	QB	12	A.Rodgers	CB	53	J.Whitehead	LB	54	M.Amoros
TE	88	T.Burton	NT	91	E.Goldman	LT	69	D.Bachari	NT	97										

Chicago Bears				Green Bay Packers																
Offense		Defense		Offense		Defense														
TE	80	D.Sims	DT	96	A.Hicks	WR	18	R.Cobb	DE	96	M.Wilkinson	QB	12	A.Rodgers	CB	53	J.Whitehead	LB	54	M.Amoros
TE	88	T.Burton	NT	91	E.Goldman	LT	69	D.Bachari	NT	97										

Chicago Bears				Green Bay Packers																
Offense		Defense		Offense		Defense														
TE	80	D.Sims	DT	96	A.Hicks	WR	18	R.Cobb	DE	96	M.Wilkinson	QB	12	A.Rodgers	CB	53	J.Whitehead	LB	54	M.Amoros
TE	88	T.Burton	NT	91	E.Goldman	LT	69	D.Bachari	NT	97										

Chicago Bears				Green Bay Packers																
Offense		Defense		Offense		Defense														
TE	80	D.Sims	DT	96	A.Hicks	WR	18	R.Cobb	DE	96	M.Wilkinson	QB	12	A.Rodgers	CB	53	J.Whitehead	LB	54	M.Amoros
TE	88	T.Burton	NT	91	E.Goldman	LT	69	D.Bachari	NT	97										

Chicago Bears				Green Bay Packers																
Offense		Defense		Offense		Defense														
TE	80	D.Sims	DT	96	A.Hicks	WR	18	R.Cobb	DE	96	M.Wilkinson	QB	12	A.Rodgers	CB	53	J.Whitehead	LB	54	M.Amoros
TE	88	T.Burton	NT	91	E.Goldman	LT	69	D.Bachari	NT	97										

Chicago Bears				Green Bay Packers																
Offense		Defense		Offense		Defense														
TE	80	D.Sims	DT	96	A.Hicks	WR	18	R.Cobb	DE	96	M.Wilkinson	QB	12	A.Rodgers	CB	53	J.Whitehead	LB	54	M.Amoros



GREEN BAY 29, MINNESOTA 29 (OT)

Lambeau Field, Sunday, Sept. 16, 2018. Attendance: 78,461. Time: 3:37. Weather: 80° F. Humidity: 71 percent. Wind: S 5 mph

GAME 2

GREEN BAY, Wis. (AP) — Vikings kicker Daniel Carlson missed two field goals in overtime, including one from 35 yards as time expired, and Minnesota had to settle for a 29-29 tie with the Green Bay Packers after rallying from a late 13-point deficit on Sunday.

The rookie's final attempt went to the right of the uprights, just like his kick from 49 earlier in overtime. Carlson also missed from 48 in the second quarter.

Packers kicker Mason Crosby matched a career high with five field goals, but his potential game-winner from 52 went wide left as time expired in regulation.

The result at Lambeau Field overshadowed memorable performances from both quarterbacks.

Green Bay QB Aaron Rodgers played with a brace on his injured left knee and threw for 281 yards and a 9-yard touchdown pass to Davante Adams. But a mislabeled handoff with 5:17 left in overtime cost the Packers a chance at another long field-goal attempt. Rodgers recovered the fumble on second-and-1 at the 37, and he was sacked on third down to push Green Bay back to the 47.

Minnesota's Kirk Cousins threw for 425 yards and four touchdowns, including three in the fourth quarter. He also threw an interception to Ha Ha Clinton-Dix after the ball bounced off the hands of Laquan Treadwell with 2:13 left.

Everything seemed to go the Vikings' way in the fourth, when they rallied from a 20-7 deficit. Until that point, the Packers had put together the kind of complete performance needed to support Rodgers, who got hurt in Green Bay's opening victory against Chicago.

Facing double coverage, Adam Thielen still caught a 22-yard touchdown pass from Cousins with 31 seconds left on a drive that included a roughing-the-passer penalty on Clay Matthews. Stefon Diggs caught a 2-point conversion pass to tie it at 29.

The penalty negated an interception by Jairis Alexander with 1:45 left that would have allowed the Packers to run out the clock. Referee Tony Corrente said the call was not related to the new helmet-to-helmet rule.

Rodgers, who finished 30 of 42, didn't have his typical mobility that allows him to buy time for receivers. But he was able to move around enough to scramble out of trouble on occasion, operating out of shotgun or pistol formations also bought Rodgers more time.

The Packers' (1-0-1), though, could have used more touchdowns from the offense. They did get one on special teams after Geronimo Allison blocked a punt that was recovered by Josh Jackson in the end zone for a touchdown.

Thielen had 12 catches for 131 yards for Minnesota (1-0-1), while Diggs had nine catches for 128 yards and two scores.

OFFICIALS — Referee: Tony Corrente (99); Umpire: Alan Eck (76); Down Judge: Patrick Turner (13); Line Judge: Tim Podrazz (47); Field Judge: Keith Washington (7); Side Judge: Scott Novack (1); Back Judge: Todd Puckro (30); Replay Official: Lou Nazzaro

STARTING LINEUPS

Minnesota Vikings			Green Bay Packers		
Offense			Defense		
WR	19 A.Thielen	LE	99 D.Hunter	WR	18 R.Cobb
LT	71 A.Reiff	DT	93 S.Richardson	LT	69 D.Bachari
LG	79 T.Compton	NT	98 L.Joseph	LG	65 L.Taylor
C	61 B.Jones	RE	97 E.Griffin	DE	56 M.Daniels
RG	74 W.Hermans	MLB	54 E.Kendricks	C	63 C.Jinsley
RT	69 R.Hill	SLB	55 A.Barr	RG	64 J.McCray
TE	82 K.Rudolph	LCB	26 T.Waynes	RT	75 B.Bulaga
TE	89 D.Morgan	CB	20 M.Alexander	OLB	44 A.Morrison
WR	14 S.Diggs	RCB	29 X.Rhodes	WR	17 D.Adams
QB	8 K.Cousins	SS	34 A.Sandholm	WR	81 G.Allison
HB	33 D.Cook	FS	22 H.Smith	CB	12 A.Rodgers
				S	29 K.Brice

GREEN BAY SUBSTITUTIONS — K 2 M.Crosby, P 6 J.Scott, RB 22 D.Jackson, CB 31 J.Alexander, CB 23 J.Alexander, S 35 J.Whitehead, CB 37 J.Jackson, TE 43 H.Radley, LB 51 K.Fackrell, LB 54 J.Grantford, LB 56 K.Tromer, G 62 L.Park, T/G 74 B.Bell, T 78 J.Springs, WR 83 M.Valdes-Scantling, TE 84 L.Kendricks, TE 85 R.Torreyan, RB 88 T.Montgomery, TE 89 M.Lewis, DL 90 M.Adams, LB 93 R.Gilbert, DL 94 D.Lowry, **DID NOT PLAY** — DB 8 T.Boyle, DB 9 D.Kizer. **INACTIVES** — WR 19 E.St. Brown, S 27 J.Jones, S 36 R.Greene, CB 39 D.Burton, LB 42 O.Burns, T/G 70 A.Light, WR 82 J.Moore.

FIELD GOALS (made / & missed)

D Carlson 48WR 49WR 35WR M.Crosby (37) (40) (31) (48) (36) 52WL

VISITOR:		Minnesota Vikings		HOME:		Green Bay Packers	
Qtr	Time	Play Description (Extra Point) (Drive Info)	Yds	Qtr	Time	Play Description (Extra Point) (Drive Info)	Yds
1	7:28	Jackson blocked punt recovery in end zone (M.Crosby kick)	0	1	7:28	Jackson blocked punt recovery in end zone (M.Crosby kick)	0
1	3:04	L.Treadwell 14 yd. pass from K.Cousins (D.Carson kick) (6-57, 4-24)	14	1	3:04	L.Treadwell 14 yd. pass from K.Cousins (D.Carson kick) (6-57, 4-24)	14
2	12:28	D.Adams 9 yd. pass from A.Rodgers (M.Crosby kick) (11-75, 5-36)	9	2	12:28	D.Adams 9 yd. pass from A.Rodgers (M.Crosby kick) (11-75, 5-36)	9
2	0:00	M.Crosby 37 yd. Field Goal (5-43, 1-37)	37	2	0:00	M.Crosby 37 yd. Field Goal (5-43, 1-37)	37
3	6:32	M.Crosby 40 yd. Field Goal (10-67, 5-04)	40	3	6:32	M.Crosby 40 yd. Field Goal (10-67, 5-04)	40
4	14:17	S.Diggs 3 yd. pass from K.Cousins (D.Carson kick) (9-71, 4-02)	3	4	14:17	S.Diggs 3 yd. pass from K.Cousins (D.Carson kick) (9-71, 4-02)	3
4	7:35	M.Crosby 31 yd. Field Goal (10-62, 6-42)	31	4	7:35	M.Crosby 31 yd. Field Goal (10-62, 6-42)	31
4	7:18	S.Diggs 75 yd. pass from K.Cousins (D.Carson kick) (2-75, 0-17)	75	4	7:18	S.Diggs 75 yd. pass from K.Cousins (D.Carson kick) (2-75, 0-17)	75
4	2:13	M.Crosby 48 yd. Field Goal (10-39, 5-05)	48	4	2:13	M.Crosby 48 yd. Field Goal (10-39, 5-05)	48
4	1:45	M.Crosby 36 yd. Field Goal (4-5, 0-19)	36	4	1:45	M.Crosby 36 yd. Field Goal (4-5, 0-19)	36
4	0:31	A.Thielen 22 yd. pass from K.Cousins (K.Cousins S.Diggs pass) (8-75, 1-14)	22	4	0:31	A.Thielen 22 yd. pass from K.Cousins (K.Cousins S.Diggs pass) (8-75, 1-14)	22

GREEN BAY DEFENSIVE STATISTICS (official)

UT	A	TEL	TT	SK	QBH	FF	FB	INT	PD
1	3	1	10	0-5-3	0	0	0	0	0
2	6	2	0	0-0	0	0	0	0	0
3	5	3	0	0-0	0	0	0	0	0
4	5	2	0	0-0	0	0	0	0	0
5	2	0	7	0-0	0	0	0	0	0
6	5	1	0	6	0-0	0	0	0	0
7	4	2	2	0	0	0	0	0	0
8	3	0	0	0	0	0	0	0	0
9	2	1	0	0	0	0	0	0	0
10	2	1	0	0	0	0	0	0	0
11	2	1	0	0	0	0	0	0	0
12	2	1	0	0	0	0	0	0	0
13	2	1	0	0	0	0	0	0	0
14	2	1	0	0	0	0	0	0	0
15	2	1	0	0	0	0	0	0	0
16	2	1	0	0	0	0	0	0	0
17	2	1	0	0	0	0	0	0	0
18	2	1	0	0	0	0	0	0	0
19	2	1	0	0	0	0	0	0	0
20	2	1	0	0	0	0	0	0	0
21	2	1	0	0	0	0	0	0	0
22	2	1	0	0	0	0	0	0	0
23	2	1	0	0	0	0	0	0	0
24	2	1	0	0	0	0	0	0	0
25	2	1	0	0	0	0	0	0	0
26	2	1	0	0	0	0	0	0	0
27	2	1	0	0	0	0	0	0	0
28	2	1	0	0	0	0	0	0	0
29	2	1	0	0	0	0	0	0	0
30	2	1	0	0	0	0	0	0	0
31	2	1	0	0	0	0	0	0	0
32	2	1	0	0	0	0	0	0	0
33	2	1	0	0	0	0	0	0	0
34	2	1	0	0	0	0	0	0	0
35	2	1	0	0	0	0	0	0	0
36	2	1	0	0	0	0	0	0	0
37	2	1	0	0	0	0	0	0	0
38	2	1	0	0	0	0	0	0	0
39	2	1	0	0	0	0	0	0	0
40	2	1	0	0	0	0	0	0	0
41	2	1	0	0	0	0	0	0	0
42	2	1	0	0	0	0	0	0	0
43	2	1	0	0	0	0	0	0	0
44	2	1	0	0	0	0	0	0	0
45	2	1	0	0	0	0	0	0	0
46	2	1	0	0	0	0	0	0	0
47	2	1	0	0	0	0	0	0	0
48	2	1	0	0	0	0	0	0	0
49	2	1	0	0	0	0	0	0	0
50	2	1	0	0	0	0	0	0	0
51	2	1	0	0	0	0	0	0	0
52	2	1	0	0	0	0	0	0	0
53	2	1	0	0	0	0	0	0	0
54	2	1	0	0	0	0	0	0	0
55	2	1	0	0	0	0	0	0	0
56	2	1	0	0	0	0	0	0	0
57	2	1	0	0	0	0	0	0	0
58	2	1	0	0	0	0	0	0	0
59	2	1	0	0	0	0	0	0	0
60	2	1	0	0	0	0	0	0	0
61	2	1	0	0	0	0	0	0	0
62	2	1	0	0	0	0	0	0	0
63	2	1	0	0	0	0	0	0	0
64	2	1	0	0	0	0	0	0	0
65	2	1	0	0	0	0	0	0	0
66	2	1	0	0	0	0	0	0	0
67	2	1	0	0	0	0	0	0	0
68	2	1	0	0	0	0	0	0	0
69	2	1	0	0	0	0	0	0	0
70	2	1	0	0	0	0	0	0	0
71	2	1	0	0	0	0	0	0	0
72	2	1	0	0	0	0	0	0	0
73	2	1	0	0	0	0	0	0	0
74	2	1	0	0	0	0	0	0	0
75	2	1	0	0	0	0	0	0	0
76	2	1	0	0	0	0	0	0	0
77	2	1	0	0	0	0	0	0	0
78	2	1	0	0	0	0	0	0	0
79	2	1	0	0	0	0	0	0	0
80	2	1	0	0	0	0	0	0	0
81	2	1	0	0	0	0	0	0	0
82	2	1	0	0	0	0	0	0	0
83	2	1	0	0	0	0	0	0	0
84	2	1	0	0	0	0	0	0	0
85	2	1	0	0	0	0	0	0	0
86	2	1	0	0	0	0	0	0	0
87	2	1	0	0	0	0	0	0	0
88	2	1	0	0	0	0	0	0	0
89	2	1	0	0	0	0	0	0	0
90	2	1	0	0	0	0	0	0	0
91	2	1	0	0	0	0	0	0	0
92	2	1	0	0	0	0	0	0	0
93	2	1	0	0	0	0	0	0	0
94	2	1	0	0	0	0	0	0	0
95	2	1	0	0	0	0	0	0	0
96	2	1	0	0	0	0	0	0	0
97	2	1	0	0	0	0	0	0	0
98	2	1	0	0	0	0	0	0	0
99	2	1	0	0	0	0	0	0	0
100	2	1	0	0	0	0	0	0	0

Minnesota Vikings													Green Bay Packers													
RUSHING													RUSHING													
	ATT	YDS	AVG	LG	TD									ATT	YDS	AVG	LG	TD								
D.Cook	10	38	3.8	9	0									J.Williams	16	59	3.7	11	0							
L.Murray	4	19	4.8	9	0									T.Montgomery	5	31	6.2	16	0							
K.Cousins	2	5	2.5	4	0									A.Rodgers	3	8	2.7	7	0							
G.Ham	1	5	5.0	5	0																					
S.Diggs	1	1	1.0	1	0																					
Total	18	68	3.8	9	0									Total	24	98	4.1	16	0							
PASSING													PASSING													
	ATT	CMP	YDS	SK/YD	TD	LG	IN	RT						ATT	CMP	YDS	SK/YD	TD	LG	IN	RT					
K.Cousins	48	35	425	2/13	4	75	1	118.8						A.Rodgers	42	30	281	4/28	1	34	0	97.4				
Total	48	35	425	2/13	4	75	1	118.8						Total	42	30	281	4/28	1	34	0	97.4				
PASS RECEIVING													PASS RECEIVING													
	NO	YDS	AVG	LG	TD									NO	YDS	AVG	LG	TD								
Thielen	12	131	10.9	25	1									D.Adams	8	64	8.0	16	0							
D.Diggs	9	128	14.2	75	2									J.Graham	6	95	15.8	34	1							
Rodolph	7	72	10.3	23	0									G.Allison	6	64	10.7	22	0							
C.Cook	3	52	17.3	24	0									R.Cobb	3	60	7.5	14	0							
T.Cook	2	23	11.5	14	0									J.Williams	3	12	4.0	9	0							
T.Treadwell	2	19	9.5	13	1									T.Montgomery	1	9	9.0	7	0							
Morgan	2	19	9.5	14	0									L.Kendricks	1	4	4.0	4	0							
Total	35	425	12.1	75	4									M.Valdes-Scantling	1	3	3.0	3	0							
Total	35	425	12.1	75	4									Total	30	281	9.4	34	1							
INTERCEPTIONS													INTERCEPTIONS													
	NO	YDS	AVG	LG	TD									NO	YDS	AVG	LG	TD								
H.Clinton-Dix	0	0	0.0	0	0									H.Clinton-Dix	1	24	24.0	24	0							
Total	0	0	0.0	0	0									Total	1	24	24.0	24	0							
PUNT RETURNS													PUNT RETURNS													
	NO	YDS	AVG	FC	LG	TD								NO	YDS	AVG	FC	LG	TD							
A.Shields	1	13	13.0	2	13	0								R.Cobb	2	0	0.0	1	0							
(downed)	1	0	0.0	0	0	0								L.Patrick	1	8	8.0	0	8							
(back)	1	0	0.0	0	0	0								(tback)	4	0	0.0	0	0							
Returns	1	13	13.0	2	13	0								Returns	1	8	8.0	0	8							
KICK RETURNS	NO	YDS	AVG	FC	LG	TD								KICK RETURNS	NO	YDS	AVG	FC	LG	TD						
H.Hill	1	46	46.0	0	46	0								L.Patrick	1	8	8.0	0	8							
M.Hughes	1	28	28.0	0	28	0								(tback)	4	0	0.0	0	0							
H.Hill	6	0	0.0	0	0	0								Returns	1	8	8.0	0	8							
(tback)	2	74	37.0	0	46	0								Total	2	0	0.0	0	0							
Returns	2	74	37.0	0	46	0								Total	2	0	0.0	0	0							
Total	0	0	0.0	0	0	0								Total	2	0	0.0	0	0							
FUMIBLES													FUMIBLES													
	FumLost	Rec	Yds	TD	FF	Rec	Yds	TD	Bds					FumLost	Rec	Yds	TD	FF	Rec	Yds	TD	Bds				
Total	0	0	0	0	0	0	0	0	0					Total	1	0	1	0	0	0	0	0	0			
TOTAL FIRST DOWNS													TOTAL FIRST DOWNS													
	By Rushing	By Passing	By Penalty	THIRD-DOWN EFFICIENCY	FOURTH-DOWN EFFICIENCY	TOTAL NET YARDS	Total Offensive Plays	Average gain per offensive play	NET YARDS RUSHING	Total Rushing Plays	Average gain per rushing play	NET YARDS PASSING	Times thrown - yards lost att. to pass	Gross yards passing	PASS ATT-COMP-INT	Average gain per pass play	KICKOFFS Number-In EZ-Touchbacks	PUNTS Number and Average	Had Blocked	Visitor Vikings	Home Packers					
	24	24	24	9	11	4	68	7.1	68	18	4.1	68	2-13	261	48-35-1	8.2	5-5	5-40-8	1	24	24					
	3	20	11	1	1	1	68	7.0	68	24	4.1	68	4-28	261	48-35-1	8.2	5-5	5-40-8	1	24	24					
	3	20	11	1	1	1	68	7.0	68	24	4.1	68	4-28	261	48-35-1	8.2	5-5	5-40-8	1	24	24					
	3	20	11	1	1	1	68	7.0	68	24	4.1	68	4-28	261	48-35-1	8.2	5-5	5-40-8	1	24	24					
	3	20	11	1	1	1	68	7.0	68	24	4.1	68	4-28	261	48-35-1	8.2	5-5	5-40-8	1	24	24					
	3	20	11	1	1	1	68	7.0	68	24	4.1	68	4-28	261	48-35-1	8.2	5-5	5-40-8	1	24	24					
	3	20	11	1	1	1	68	7.0	68	24	4.1	68	4-28	261	48-35-1	8.2	5-5	5-40-8	1	24	24					
	3	20	11	1	1	1	68	7.0	68	24	4.1	68	4-28	261	48-35-1	8.2	5-5	5-40-8	1	24	24					
	3	20	11	1	1	1	68	7.0	68	24	4.1	68	4-28	261	48-35-1	8.2	5-5	5-40-8	1	24	24					
	3	20	11	1	1	1	68	7.0	68	24	4.1	68	4-28	261	48-35-1	8.2	5-5	5-40-8	1	24	24					
	3	20	11	1	1	1	68	7.0	68	24	4.1	68	4-28	261	48-35-1	8.2	5-5	5-40-8	1	24	24					
	3	20	11	1	1	1	68	7.0	68	24	4.1	68	4-28	261	48-35-1	8.2	5-5	5-40-8	1	24	24					
	3	20	11	1	1	1	68	7.0	68	24	4.1	68	4-28	261	48-35-1	8.2	5-5	5-40-8	1	24	24					
	3	20	11	1	1	1	68	7.0	68	24	4.1	68	4-28	261	48-35-1	8.2	5-5	5-40-8	1	24	24					
	3	20	11	1	1	1	68	7.0	68	24	4.1	68	4-28	261	48-35-1	8.2	5-5	5-40-8	1	24	24					
	3	20	11	1	1	1	68	7.0	68	24	4.1	68	4-28	261	48-35-1	8.2	5-5	5-40-8	1	24	24					
	3	20	11	1	1	1	68	7.0	68	24	4.1	68	4-28	261	48-35-1	8.2	5-5	5-40-8	1	24	24					
	3	20	11	1	1	1	68	7.0	68	24	4.1	68	4-28	261	48-35-1	8.2	5-5	5-40-8	1	24	24					
	3	20	11	1	1	1	68	7.0	68	24	4.1	68	4-28	261	48-35-1	8.2	5-5	5-40-8	1	24	24					
	3	20	11	1	1	1	68	7.0	68	24	4.1	68	4-28	261	48-35-1	8.2	5-5	5-40-8	1	24	24					
	3	20	11	1	1	1	68	7.0	68	24	4.1	68	4-28	261	48-35-1	8.2	5-5	5-40-8	1	24	24					
	3	20	11	1	1	1	68	7.0	68	24	4.1	68	4-28	261	48-35-1	8.2	5-5	5-40-8	1	24	24					
	3	20	11	1	1	1	68	7.0	68	24	4.1	68	4-28	261	48-35-1	8.2	5-5	5-40-8	1	24	24					
	3	20	11	1	1	1	68	7.0	68	24	4.1	68	4-28	261	48-35-1	8.2	5-5	5-40-8	1	24	24					
	3	20	11	1	1	1	68	7.0	68	24	4.1	68	4-28	261	48-35-1	8.2	5-5	5-40-8	1	24	24					
	3	20	11	1	1	1	68	7.0	68	24	4.1	68	4-28	261	48-35-1	8.2	5-5	5-40-8	1	24	24					
	3	20	11	1	1	1	68	7.0	68	24	4.1	68	4-28	261	48-35-1	8.2	5-5	5-40-8	1	24	24					
	3	20	11	1	1	1	68	7.0	68	24	4.1	68	4-28	261	48-35-1	8.2	5-5	5-40-8	1	24	24					
	3	20	11	1	1	1	68	7.0	68	24	4.1	68	4-28	261	48-35-1	8.2	5-5	5-40-8	1	24	24					
	3	20	11	1	1	1	68	7.0	68	24	4.1	68	4-28	261	48-35-1	8.2	5-5	5-40-8	1	24	24					
	3	20	11	1	1	1	68	7.0	68	24	4.1	68	4-28	261	48-35-1	8.2	5-5	5-40-8	1	24	24					
	3	20	11	1	1	1	68	7.0	68	24	4.1	68	4-28	261	48-35-1	8.2	5-5	5-40-8	1	24	24					
	3	20	11	1	1	1	68	7.0	68	24	4.1	68	4-28	261	48-35-1	8.2	5-5	5-40-8	1	24	24					
	3	20	11	1	1	1	68	7.0	68	24	4.1	68	4-28	261	48-35-1	8.2	5-5	5-40-8	1	24	24					
	3	20	11	1	1	1	68	7.0	68	24	4.1	68	4-28	261	48-35-1	8.2	5-5	5-40-8	1	24	24					
	3	20	11	1	1	1	68	7.0	68	24	4.1	68	4-28	261	48-35-1	8.2	5-5	5-40-8	1	24	24					
	3	20	11	1	1	1	68	7.0	68	24	4.1	68	4-28	261	48-35-1	8.2	5-5	5-40-8	1	24	24					
	3	20	11	1	1	1	68	7.0	68	24	4.1	68	4-28	261	48-35-1	8.2	5-5	5-40-8	1	24	24					
	3	20	11	1	1	1	68	7.0	68	24	4.1	68	4-28	261	48-35-1	8.2	5-5	5-40-8	1	24	24					
	3	20	11	1	1	1	68	7.0	68	24	4.1	68	4-28	261	48-35-1	8.2	5-5	5-40-8	1	24	24					
	3	20	11	1	1	1	68	7.0	68	24	4.1	68	4-28	261	48-35-1	8.2	5-5	5-40-8	1							

LANDOVER, Md. (AP) — Things have not gone all that well for Aaron Rodgers and Co. so far, and as the Packers (1-1-1) fail to the Redskins (2-1) on a rainy afternoon.

That was certainly the case in a 31-17 loss at the Washington Redskins on Sunday, when Green Bay fell behind 14-0 and trailed 28-10 at halftime after giving up TD drives of 74, 75, 79 and 98 yards.

Among McCarthy's laments were his team's 11 penalties for 115 yards - including three for pass interference on one drive - and the most-discussed among those flags was linebacker Clay Matthews' for roughing the passer after he sacked Alex Smith late in the third quarter.

A week after gaining 20 yards on 11 attempts, Adrian Peterson went for 120 yards on 19 runs with a pair of 2-yard TDs.

Smith went 12 for 20 for 220 yards. He also had his streak of 156 consecutive passes without an interception, the longest active run in the league, and in the second quarter, Safety Ha Ha Clinton-Dix made the pick when Jordan Reed went one way and Smith threw another. Rodgers, who was 27 for 44 for 265 yards passing with two touchdowns - of 64 yards to Germaine Allison and 2 yards to Davante Adams - said he expects to start against Buffalo after again dealing with an injured left knee, which he hurt in Week 1. He wore a bulky brace on his left knee against Washington, and he came up hobbling a bit after some plays where he moved around in the pocket or scrambled for a gain.

Green Bay's receivers had problems with drops, plus Randall Cobb was stripped of the ball by Fabian Moreau - Josh Norman recovered the fumble - after a completion with about 5½ minutes remaining in the fourth quarter.

The Packers' ground game was limited to 15 carries for 87 yards by running backs.

OFFICIALS — Referee: Craig Wrostad (4); Umpire: Paul King (121); Down Judge: Jerod Phillips (6); Line Judge: Carl Johnson (101); Field Judge: Jeff Lamberth (21); Side Judge: Adrian Hill (29); Back Judge: Scott Helverson (93); Replay Official: Larry Nemmers

STARTING LINEUPS

Green Bay Packers

Offense		Defense	
WR	18 R.Cobb	DE	96 M.Wilkinson
LT	69 D.Bachari	NT	97 K.Clark
LG	65 L.Taylor	DE	76 M.Daniels
C	63 C.McClary	OLB	52 C.Matthews
RG	64 J.McCray	ILB	50 B.Martinez
RT	75 B.Bulcka	OLB	44 A.Morrison
TE	80 J.Graham	ILB	53 N.Perry
WR	17 D.Adams	CB	38 T.Williams
WR	81 G.Allison	CB	23 J.Alexander
QB	12 A.Rodgers	S	21 H.Clinton-Dix
RB	30 J.Williams	S	29 K.Brice

Washington Redskins

Offense		Defense	
QB	11 A.Smith	CB	23 O.Dunbar
RB	28 A.Peterson	CB	24 J.Norman
C	66 T.Bergstrom	CB	31 F.Moreau
LT	71 T.Williams	SS	35 M.Nicholson
LG	73 C.Roulier	FS	36 D.Sveininger
RG	75 B.Scheff	MLB	53 Z.Brown
RT	76 M.Moses	MLB	54 M.Foster
WR	80 J.Crowder	WLB	91 R.Kerriegan
WR	83 J.Davis	DE	93 J.Allen
TE	86 J.Reed	SLB	94 P.Smith
NT	95 D.Payne	NT	95 D.Payne

GREEN BAY SUBSTITUTIONS — K 2 M.Crosby, P 6 J.Scott, CB 31 D.House, RB 33 A.Jones, S 35 J.Whitehead, S 36 R.Greene, CB 37 J.Jackson, LB 42 O.Burks, LS 43 H.Bradley, LB 51 K.Fackell, LB 54 J.Crawford, LB 56 K.Toomer, S 62 L.Patrick, TE 74 B.Bell, TE 78 J.Spriggs, WR 83 M.Valdes-Scantling, TE 84 L.Kendricks, TE 86 R.Tonyan, RB 88 T.Montgomery, TE 89 M.Lewis, DL 90 M.Adams, LB 93 R.Gilbert, DL 94 D.Lovry, **DID NOT PLAY** — QB 9 D.Kizer, **INACTIVES** — OB 8 T.Boyle, WR 19 E.St. Brown, CB 20 K.King, RB 22 D.Jackson, S 27 J.Jones, TE 70 A.Light, WR 82 J.Moore.

FIELD GOALS (made) & missed

M.Crosby		(41)		D.Hopkins		(35)	
VISITOR:	Green Bay Packers	1	0	10	2	7	0
HOME:	Washington Redskins	14	14	14	0	3	0

Team **Qtr** **Time** **Play Description (Extra Point) (Drive Info)** **Visitor** **Home**

Redskins 1 12:54 P.Richardson 46 yd. pass from A.Smith (D.Hopkins kick) (4-75, 2:06) 0 7

Redskins 1 2:14 A.Peterson 2 yd. run (D.Hopkins kick) (10-79, 6:04) 0 14

Packers 1 2:52 M.Crosby 41 yd. Field Goal (9-52, 4:22) 3 3

Redskins 2 4:26 J.Crowder 9 yd. pass from A.Smith (D.Hopkins kick) (8-38, 3:14) 3 21

Packers 2 2:15 G.Allison 64 yd. pass from A.Rodgers (M.Crosby kick) (4-76, 2:11) 10 21

Redskins 3 0:21 A.Peterson 2 yd. run (D.Hopkins kick) (5-74, 1:54) 10 28

Packers 3 7:58 D.Adams 2 yd. pass from A.Rodgers (M.Crosby kick) (15-75, 7:02) 17 28

Redskins 4 1:58 D.Hopkins 35 yd. Field Goal (8-28, 3:25) 17 31

GREEN BAY DEFENSIVE STATISTICS (official)

UT	A	TEL	TT	Sck	QBH	FE	FR	Int	PD	UT	A	TEL	TT	Sck	QBH	FE	FR	Int	PD
K.Clark	7	3	0	10	0-0	0	0	0	0	0	1	1	0	2	0-0	0	0	0	0-0
B.Martinez	5	4	0	9	0-0	0	0	0	0	1	1	1	0	2	0-0	0	0	0	0-0
J.Alexander	5	2	0	7	0-0	0	0	0	0	0	1	1	0	2	0-0	0	0	0	0-0
N.Perry	5	2	1	7	0-0	0	0	0	0	0	1	1	0	2	0-0	0	0	0	0-0
H.Clinton-Dix	3	4	0	7	0-0	0	0	0	0	0	1	0	0	1	0-0	1	0	0	0-0
K.Brice	3	1	0	4	0-0	0	0	0	0	0	1	0	0	1	0-0	0	0	0	0-0
A.Morrison	2	2	0	4	0-0	0	0	0	0	0	0	1	0	1	0-0	0	0	0	0-0
J.Jackson	1	3	0	4	0-0	0	0	0	0	0	0	1	0	1	0-0	0	0	0	0-0
R.Gilbert	2	1	0	3	0-0	0	0	0	0	0	0	1	0	1	0-0	0	0	0	0-0
C.Matthews	2	0	0	2	0-0	1	0	0	0	0	0	0	0	0	0-0	0	0	0	0-0
Totals	41	28	1	69	0-0	2	0	0	0	0	0	0	0	0	0	0	0	0	1-1

Green Bay Packers		LG		TD	
RUSHING	ATT	YDS	AVG	LG	TD
A.Jones	6	42	7.0	17	0
J.Williams	5	29	5.8	10	0
T.Montgomery	2	13	6.5	11	0
A.Rodgers	2	16	8.0	10	0
Total	17	100	5.9	17	0

PASSING		ATT		CMP		YDS		SK/YD		TD	
A.Rodgers	44	27	265	4/25	2	64	1	0	93.5	0	36.5
J.Scott	1	0	0	0/0	0	0	0	0	99.6	0	91.4
Total	45	27	265	4/25	2	64	1	0	91.4	0	91.4

PASS RECEIVING		NO		YDS		AVG		LG		TD	
D.Adams	7	6	32	7/4	7.4	16	1	0	1	0	0
T.Montgomery	6	49	8.2	18	1	0	0	0	0	0	0
J.Graham	5	45	9.0	18	1	0	0	0	0	0	0
R.Cobb	4	22	5.5	11	1	0	0	0	0	0	0
G.Allison	2	16	8.0	64	1	1	0	0	0	0	0
J.Williams	1	1	1	1	1	0	0	0	0	0	0
A.Jones	27	265	9.8	64	1	2	2	2	2	2	2

INTERCEPTIONS		NO		YDS		AVG		LG		TD	
H.Clinton-Dix	1	1	1	1.0	1	1	0	0	0	0	0
Total	1	1	1	1.0	1	1	0	0	0	0	0

PUNTING		NO		YDS		AVG		NET		TB		IN20		LG	
J.Scott	5	232	46.4	44.6	0	2	58	0	0	0	0	0	0	58	58
Total	5	232	46.4	44.6	0	2	58	0	0	0	0	0	0	58	58

PUNT RETURNS		NO		YDS		AVG		FC		LG		TD	
R.Cobb	4	29	7.3	1	11	0	0	0	0	11	0	0	0
Returns	4	29	7.3	1	11	0	0	0	0	11	0	0	0

KICK RETURNS		NO		YDS		AVG		FC		LG		TD	
T.Montgomery	1	25	25.0	0	25	0	0	0	0	25	0	0	0
(f back)	5	0	0.0	0	0	0	0	0	0	0	0	0	0
Returns	1	25	25.0	0	25	0	0	0	0	25	0	0	0

FUMBLES		FumLost		Rec Yds		TD		FF Rec		Yds		TD Bds	
H.Bradley	1	0	0	0	0	0	0	0	0	0	0	0	0
R.Cobb	1	1	0	0	0	0	0	0	0	0	0	0	0
J.Scott	0	0	1	0	0	0	0	0	0	0	0	0	0
Total	2	1	1	0	0	0	0	0	0	0	0	0	0

Washington Redskins		LG		TD	
RUSHING	ATT	YDS	AVG	LG	TD
A.Peterson	19	120	6.3	41	2
A.Smith	7	20	2.9	7	0
C.Thompson	6	17	2.8	5	0
J.Crowder	1	6	6.0	6	0
K.Bibbs	2	3	1.5	2	0
Total	35	166	4.7	41	2

PASSING		ATT		CMP		YDS		SK/YD		TD	
A.Smith	20	12	220	0/0	2	50	1	110.4	0	0	0
Total	20	12	220	0/0	2	50	1	110.4	0	0	0

PASS RECEIVING		NO		YDS		AVG		LG		TD	
J.Reed	4	65	16.3	34	0	0	0	0	0	0	0
J.Crowder	4	39	9.8	18	1	0	0	0	0	0	0
J.Davis	2	70	35.0	50	0	0	0	0	0	0	0
P.Richardson	1	46	46.0	46	1	0	0	0	0	0	0
C.Thompson	1	0	0.0	0	0	0	0	0	0	0	0
Total	12	220	18.3	50	2	2	2	2	2	2	2

INTERCEPTIONS		NO		YDS		AVG		LG		TD	
Total	0	0	0	0.0	0	0	0	0	0	0	0

PUNTING		NO		YDS		AVG		NET		TB		IN20		LG	
T.Way	3	253	47.0	41.2	0	1	57	0	0	0	0	0	0	57	57
Total	3	253	47.0	41.2	0	1	57	0	0	0	0	0	0	57	57

PUNT RETURNS		NO		YDS		AVG		FC		LG		TD
--------------	--	----	--	-----	--	-----	--	----	--	----	--	----

GREEN BAY 22, BUFFALO 0

Lambeau Field, Sunday, Sept. 30, 2018. Attendance: 78,312. Time: 3:11. Weather: 49° F. Humidity: 79 percent. Wind: NE 9 mph

GAME 4

GREEN BAY, Wis. (AP) — This is more like it for the Green Bay Packers.

The offense built a big lead as quarterback Aaron Rodgers quietly brought another game with a brace on his injured left knee. The defense had seven sacks and pitched a shutout for the first time in eight seasons.

They put together their most complete game of the year in a 22-0 win over the Buffalo Bills (1-3) on Sunday. It was just the edge that the Packers (2-1-1) needed with Rodgers not necessarily playing at his best. He was 22 of 40 for 298 yards with one touchdown. Green Bay had decisive edges in total offense (423-145) and first downs (22-11).

Rodgers also threw an interception off a deflected pass and tumbled the ball away on a sack early in the fourth quarter. The offense wasn't as productive in the second half after a fast start.

Bills rookie quarterback Josh Allen accounted for three turnovers, including two interceptions and a fumble late in the fourth quarter that stood on review. He was 16 of 33 for 151 yards.

Buffalo did manage to force Rodgers to throw his first interception of the year.

But a 16-0 lead at the half was more than enough cushion against Buffalo's feeble offense. Even the return of running back LeSean McCoy, who missed a game because of a rib injury, didn't help the Bills.

Rodgers and Jimmy Graham connected on their first touchdown pass of the year. Signed in the offseason as a free agent, the athletic tight end made his first official Lambeau Leap and finished with 21 yards on three catches.

RB Aaron Jones added 65 yards and a score on 11 carries for the Packers.

A physical defense for Green Bay held the Bills to eight punts and three turnovers on their first 11 drives. Allen was sacked seven times, three by Kyler Fackrell.

OFFICIALS — Referee: Bill Wnukovich (52); Umpire: Bruce Stritfesty (102); Down Judge: Michael Spanier (90); Line Judge: Mark Periman (9); Field Judge: Mearl Robinson (31); Side Judge: Gary Cavalletto (60); Back Judge: Steve Patrick (17); Replay Official: Mark Buttenworth

STARTING LINEUPS

Buffalo Bills				Green Bay Packers			
Offense		Defense		Offense		Defense	
WR	13 G.Bingham	LDE	93 T.Murphy	WR	83 M.Valdes-Scantling	DE	94 D.Lowry
LT	73 D.Dawkins	LDT	95 K.Williams	LT	69 D.Bachari	NT	97 K.Clark
LG	66 J.Ducasse	RDT	98 S.Lonnielei	LG	61 T.Taylor	DE	56 M.Daniels
C	66 R.Bodrine	RDE	55 J.Hughes	C	63 C.Linsley	OLB	52 C.Matthews
RG	76 J.Willier	MLB	49 T.Fedunands	RG	74 B.Bell	ILB	50 B.Martinez
RT	79 J.Willis	WLB	58 M.Milano	RT	75 B.Bulaga	OLB	53 N.Perry
TE	85 C.Clary	LCB	27 T.White	TE	80 J.Graham	CB	38 T.Williams
CB	17 J.Allen	CB	24 T.Johnson	CB	17 D.Adams	CB	23 J.Alexander
RB	25 L.McCoy	RCB	38 R.Lewis	WR	81 G.Allison	CB	37 J.Jackson
WR	11 Z.Jones	SS	23 M.Hyde	OB	12 A.Rodgers	S	21 H.Clinton-Dix
WR	18 A.Holmes	FS	21 J.Poyer	RB	30 J.Williams	S	29 K.Brice

GREEN BAY SUBSTITUTIONS — K 2 McCoy, P 6 J.Scott, S 27 J.Jones, CB 28 T.Brown, RB 33 A.Jones, S 35 J.Whitehead, S 36 R.Graene, LB 42 O.Burns, LS 43 H.Brady, LB 44 A.Morrison, LB 51 K.Fackrell, LB 54 J.Crawford, LB 56 K.Tonner, G 62 L.Patrick, T 78 J.Spriggs, WR 82 J.Moore, TE 84 L.Kendricks, TE 85 R.Tonyan, RB 88 J.Montgomery, TE 89 M.Lewis, DL 90 M.Adams, LB 93 R.Gilbert, DID NOT PLAY — OB 9 D.Kzer, WR 19 E.St. Brown, INACTIVES — OB 8 T.Boyle, WR 18 R.Cobb, CB 20 K.King, RB 22 D.Jackson, CB 26 B.Freedland, G 64 J.McCray, T 76 T.A.Light.

FIELD GOALS (made) & missed

VISITOR:		Buffalo Bills		HOME:		Green Bay Packers	
Qtr	Time	Player	Description (Extra Point) (Drive Info)	Yds	Result	Qtr	Time
1	5:15	J.Graham	3 yd. pass from A.Rodgers (kick failed) (nu)	(6-56, 2:39)	0	1	5:15
2	11:35	A.Jones	3 yd. run (M.Crosby kick) (9-83, 5:22)	0	0	2	11:35
2	0:00	M.Crosby	52 yd. field goal (7-40, 0:43)	0	0	3	0:00
3	11:13	M.Crosby	36 yd. field goal (10-57, 3:47)	0	0	4	11:13
4	1:55	M.Crosby	52 yd. field goal (7-39, 2:26)	0	0	4	1:55

GREEN BAY DEFENSIVE STATISTICS (official)

VISITOR:		Buffalo Bills		HOME:		Green Bay Packers	
Qtr	Time	Player	Description (Extra Point) (Drive Info)	Yds	Result	Qtr	Time
1	5:15	J.Graham	3 yd. pass from A.Rodgers (kick failed) (nu)	(6-56, 2:39)	0	1	5:15
2	11:35	A.Jones	3 yd. run (M.Crosby kick) (9-83, 5:22)	0	0	2	11:35
2	0:00	M.Crosby	52 yd. field goal (7-40, 0:43)	0	0	3	0:00
3	11:13	M.Crosby	36 yd. field goal (10-57, 3:47)	0	0	4	11:13
4	1:55	M.Crosby	52 yd. field goal (7-39, 2:26)	0	0	4	1:55

Buffalo Bills				Green Bay Packers			
RUSHING	ATT	YDS	AVG	RUSHING	ATT	YDS	AVG
L.McCoy	5	24	4.8	A.Jones	11	65	5.9
J.Allen	5	19	3.8	A.Rodgers	5	31	6.2
C.Ivory	6	15	2.5	J.Williams	11	27	2.5
Total	16	58	3.6	T.Montgomery	5	18	3.6
				Total	32	141	4.4
PASSING	ATT	CMP	YDS	SK/YD	TD	LG	IN
J.Allen	33	16	151	7/64	0	34	2
Total	33	16	151	7/64	0	34	2
PASS RECEIVING	NO	YDS	AVG	LG	TD	RT	LG
C.Clary	4	40	10.0	17	0	36.3	0
Z.Jones	4	38	9.5	15	0	17	0
L.McCoy	3	13	4.3	7	0	15	0
A.Holmes	2	8	4.0	5	0	13	0
K.Bingham	1	34	34.0	34	0	38	0
J.Crook	1	13	13.0	13	0	13	0
K.Lee	1	5	5.0	5	0	5	0
Total	16	151	9.4	34	0	34	0
INTERCEPTIONS	NO	YDS	AVG	LG	TD	LG	TD
J.Poyer	1	11	11.0	11	0	11	0
Total	1	11	11.0	11	0	11	0
PUNTING	NO	YDS	AVG	NET	TB	IN20	LG
C.Bolton	8	348	43.5	41.0	0	4	50
Total	8	348	43.5	41.0	0	4	50
PUNT RETURNS	NO	YDS	AVG	FC	LG	TD	TD
R.McCloud	1	-1	-1.0	1	-1	0	0
M.Hyde	0	0	0.0	1	0	0	0
(tback)	1	0	0.0	0	0	0	0
Returns	1	-1	-1.0	2	0	0	0
KICK RETURNS	NO	YDS	AVG	FC	LG	TD	TD
T.Jones	2	37	18.5	0	19	0	0
(tback)	3	0	0.0	0	0	0	0
Returns	2	37	18.5	0	19	0	0
FUMBLES	Fum	Lost	Rec	Yds	TD	FF	Rec
J.Allen	1	1	0	0	0	0	0
R.Lewis	0	0	0	0	2	0	0
T.Johnson	0	0	0	0	1	0	0
K.Williams	0	0	0	0	0	1	0
Total	1	1	0	0	3	1	0

Green Bay Packers				Buffalo Bills			
RUSHING	ATT	YDS	AVG	RUSHING	ATT	YDS	AVG
A.Jones	11	65	5.9	A.Rodgers	5	19	3.8
A.Rodgers	5	31	6.2	J.Williams	11	27	2.5
J.Williams	11	27	2.5	T.Montgomery	5	18	3.6
Total	32	141	4.4	Total	32	141	4.4
PASSING	ATT	CMP	YDS	SK/YD	TD	LG	IN
A.Rodgers	40	22	298	2/16	1	43	1
Total	40	22	298	2/16	1	43	1
PASS RECEIVING	NO	YDS	AVG	LG	TD	RT	LG
D.Adams	8	81	10.1	25	0	25	0
G.Allison	6	80	13.3	27	0	27	0
J.Graham	3	21	7.0	13	1	13	1
T.Montgomery	2	56	28.0	43	0	43	0
M.Valdes-Scantling	1	38	38.0	38	0	38	0
A.Jones	1	17	17.0	17	0	17	0
L.Kendricks	1	5	5.0	5	0	5	0
Total	22	298	13.5	43	1	43	1
INTERCEPTIONS	NO	YDS	AVG	LG	TD	LG	TD
J.Alexander	1	27	27.0	27	0	27	0
H.Clinton-Dix	1	0	0.0	0	0	0	0
Total	2	27	13.5	27	0	27	0
PUNTING	NO	YDS	AVG	NET	TB	IN20	LG
J.Scott	4	171	42.8	38.0	1	2	51
Total	4	171	42.8	38.0	1	2	51
PUNT RETURNS	NO	YDS	AVG	FC	LG	TD	TD
T.Williams	5	20	4.0	0	9	0	0
(out of bounds)	1	0	0.0	0	0	0	0
Returns	5	20	4.0	2	9	0	0
KICK RETURNS	NO	YDS	AVG	FC	LG	TD	TD
(tback)	1	0	0.0	0	0	0	0
Returns	0	0	0.0	0	0	0	0
FUMBLES	Fum	Lost	Rec	Yds	TD	FF	Rec
G.Allison	1	0	0	0	0	0	0
T.Montgomery	1	0	0	0	0	0	0
A.Rodgers	1	1	0	0	0	0	0
L.Kendricks	0	0	0	0	0	0	0
K.Clark	0	0	0	0	1	1	0
Total	3	1	1	0	1	1	0

Green Bay Packers				Buffalo Bills			
FGs - PATs	had blocked	missed	missed	FGs - PATs	had blocked	missed	missed
Net Punting Average	41.0	38.0	47	Net Punting Average	41.0	38.0	47
TOTAL RETURN YARDS (not inc. kickoffs)	110	5-20	2-27	TOTAL RETURN YARDS (not inc. kickoffs)	110	5-20	2-27
No. and Yards Punt Returns	1-1	5-20	2-27	No. and Yards Punt Returns	1-1	5-20	2-27
No. and Yards Kickoff Returns	2-37	0-0	0-0	No. and Yards Kickoff Returns	2-37	0-0	0-0
No. and Yards Interception Returns	1-11	0-0	0-0	No. and Yards Interception Returns	1-11	0-0	0-0
PENALTIES Number and Yards	3-20	5-60	3-1	PENALTIES Number and Yards	3-20	5-60	3-1
FUMBLES Number and Lost	1-1	3-1	2	FUMBLES Number and Lost	1-1	3-1	2
TOUCHDOWNS	0	1	1	TOUCHDOWNS	0	1	1
Rushing	0	1	1	Rushing	0	1	1
Passing	0	1	1	Passing	0	1	1
EXTRA POINTS Made-Attempts	0-0	1-2	1-2	EXTRA POINTS Made-Attempts	0-0	1-2	1-2
Kicking Made-Attempts	0-0	3-3	3-3	Kicking Made-Attempts	0-0	3-3	3-3
FIELD GOALS Made-Attempts	0-0	2-3	2-3	FIELD GOALS Made-Attempts	0-0	2-3	2-3
RED-ZONE EFFICIENCY	0-0-0%	2-3-67%	2-3-67%	RED-ZONE EFFICIENCY	0-0-0%	2-3-67%	2-3-67%
GOAL-TO-GO EFFICIENCY	0-0-0%	2-2-100%	2-2-100%	GOAL-TO-GO EFFICIENCY	0-0-0%	2-2-100%	2-2-100%
SAFETIES	0	22	22	SAFETIES	0	22	22
FINAL SCORE	0	34-37	34-37	FINAL SCORE	0	34-37	34-37
TIME OF POSSESSION	25:23	34:37	34:37	TIME OF POSSESSION	25:23	34:37	34:37



GREEN BAY 33, SAN FRANCISCO 30

Lambeau Field, Monday, Oct. 15, 2018. Attendance: 77,642. Time: 3:10. Weather: 37° F. Humidity: 55 percent. Wind: W 5 mph

GAME 6

GREEN BAY, Wis. (AP) — A pick, a beneficial penalty and a game-winning kick. Quite a final minute for the Green Bay Packers. Mason Crosby kicked a 27-yard field goal as time expired to cap an 81-yard drive set up by Kevin King's interception with 1:07 left, and the Packers outlasted the San Francisco 49ers for a 33-30 win on Monday night.

The final drive was extended after 49ers cornerback Richard Sherman was flagged for illegal contact on third-and-15 that wiped out a sack of Aaron Rodgers with 43 seconds left.

Rodgers rushed up the middle for a 21-yard gain on the next play. The two-time NFL MVP completed two more passes for 19 yards to set up Crosby's game-winning for Green Bay (3-2-1). The veteran kicker was perfect a week after missing four field goals in a loss at Detroit.

Rodgers threw for 425 yards and two scores, both to WR Davante Adams. The second came with 1:55 left from 16 yards to tie the score at 30. San Francisco QB C.J. Beathard passed for 245 yards and two long touchdowns to speed/receiver Marquise Goodwin for the 49ers (1-5-1). For a while it looked like the 49ers might hold on for their first victory since quarterback Jimmy Garoppolo was lost for the year in Week 3 with a torn ACL. Turnovers hurt them again — three more on Monday night, but none bigger than King's pick at the Packers' 10.

The second-year cornerback was locked in 1-on-1 coverage with Goodwin. King kept up and pulled in a ball that looked slightly underthrown by Beathard.

Then Rodgers went to work, aided by the penalty on Sherman, who was covering Adams. Rodgers was 25 of 46. Adams had 10 catches for 132 yards, one of three Packers receivers to go over 100 yards.

The Packers scored 10 points in the final two minutes, capped by Crosby's fourth field goal of the night.

It's just what the Packers needed going into their bye week. The late flurry overshadowed another troubling start by the defense.

The Packers had a 17-7 lead when Rodgers connected with Adams for a 9-yard touchdown with 1:58 left in the first quarter.

Then San Francisco just bustled past Green Bay.

Beathard connected with Goodwin for the 67-yard score down the middle of the field on the ensuing series to end the first quarter. A 30-yard score by Goodwin came with 6:05 left in the second, giving the 49ers a 21-20 lead. Goodwin celebrated by mimicking a long jump in the end zone. He finished with four catches for 126 yards. Beathard was 16 of 23.

San Francisco also got more pressure after the first quarter, forcing the Packers into more third-and-long situations. Rodgers figured out the Niners in the end.

OFFICIALS — Referee: John Parry (132); Umpire: Mark Pells (131); Down Judge: David Oliver (24); Line Judge: Julian Mapp (10); Field Judge: Matthew Edwards (99); Side Judge: Michael Banks (72); Back Judge: Perry Paganelli (46); Replay Official: James O'Hanlon

STARTING LINEUPS

San Francisco 49ers

Offense		Defense	
WR	15 P.Garçon	LDE	94 S.Thomas
LT	74 J.Staley	LDT	90 E.Mitchell
LG	75 T.Lincolnton	RDT	99 D.Buckner
C	58 W.Richburg	RDE	91 A.Armistead
RG	68 M.Person	MIKE	48 F.Hanner
RT	69 M.McGlinchey	WILL	56 R.Foster
TE	85 G.Kittle	LCB	25 R.Sherman
WR	11 M.Goodwin	CB	24 K.Williams
RB	22 M.Breida	RCB	20 J.Ward
FB	44 K.Jusczyk	FS	27 A.Cobert
DB	3 C.Beathard	SS	29 J.Tant

Green Bay Packers

Offense		Defense	
WR	19 E.St. Brown	DE	94 D.Lowry
LT	69 D.Bachari	NT	97 K.Clark
LG	65 L.Taylor	DE	56 M.Daniels
C	63 C.Linsley	OLB	52 C.Matthews
RG	74 B.Bell	ILB	50 B.Martinez
RT	75 B.Bulaga	ILB	42 O.Burks
TE	89 M.Lewis	OLB	53 N.Perry
WR	17 D.Adams	CB	38 T.Williams
WR	83 M.Valdes-Scantling	CB	20 K.King
RB	12 A.Rodgers	S	21 H.Chilton-Dix
S	29 K.Brice	S	29 K.Brice

GREEN BAY SUBSTITUTIONS — K 2 M.Crosby, P 6 J.Scott, S 27 J.Jones, CB 28 T.Brown, RB 30 J.Williams, S 35 J.Whitehead, S 36 R.Greene, DB 37 J.Jackson, LB 44 B.Brady, LB 44 A.Morrison, LB 51 K.Fackell, LB 54 J.Crawford, G 62 L.Pattik, G 64 J.McCray, TE 80 J.Graham, WR 62 J.Moore, TE 84 L.Kendricks, TE 85 R.Tonyan, RB 88 T.Montgomery, DL 90 M.Adams, LB 93 R.Gilbert, DL 95 T.Lancaster, **DID NOT PLAY** — DB 9 D.Kizer, LB 56 K.Toomer, **INACTIVES** — DB 8 T.Boyle, WR 16 R.Cobb, DB 23 J.Alexander, CB 26 B.Breedard, T/G 70 A.Light, T 78 J.Springs, WR 81 G.Allison.

FIELD GOALS (made / & missed)

Player	San Francisco 49ers	Green Bay Packers
M.Crosby	1/1	2/2
	14/17	10/3

(29) (39) (51) (27)

Qtr	Time	Play Description (Extra Point) (Drive Info)	Int	PD	OT	Total
1	10:59	M.Breida 3 yd run (R.Gould kick) (7-75, 4:01)	7	0	0	7
1	9:17	T.Montgomery 2 yd run (M.Crosby kick) (4-77, 1:42)	7	0	0	7
1	7:39	M.Crosby 29 yd Field Goal (5-23, 1:29)	7	0	0	7
1	1:58	D.Adams 9 yd pass from A.Rodgers (M.Crosby kick) (5-79, 2:54)	7	0	0	7
1	0:27	M.Goodwin 67 yd pass from C.Beathard (R.Gould kick) (3-78, 1:31)	7	0	0	7
2	7:34	M.Crosby 39 yd Field Goal (9-23, 4:38)	14	0	0	14
2	6:05	M.Goodwin 30 yd pass from C.Beathard (R.Gould kick) (3-65, 1:29)	21	0	0	21
2	0:00	M.Gould 46 yd Field Goal (11-32, 5:07)	24	0	0	24
3	11:17	M.Crosby 51 yd Field Goal (7-42, 3:43)	24	0	0	24
3	6:59	R.Gould 44 yd Field Goal (9-49, 4:18)	27	0	0	27
3	13:08	R.Gould 43 yd Field Goal (10-58, 5:12)	27	0	0	27
4	1:55	D.Adams 16 yd pass from A.Rodgers (M.Crosby kick) (4-58, 1:05)	30	0	0	30
4	0:00	M.Crosby 27 yd Field Goal (10-81, 1:07)	30	0	0	30

GREEN BAY DEFENSIVE STATISTICS (official)

Player	San Francisco 49ers	Green Bay Packers
B.Martinez	9	2
K.Clark	5	3
R.Gilbert	4	3
K.Brice	3	0
K.Fackell	4	1
J.Whitehead	3	1
T.Williams	3	1
O.Burks	3	0
Totals	45	17

San Francisco 49ers		Green Bay Packers	
RUSHING	ATT YDS AVG	RUSHING	ATT YDS AVG
M.Breida	12 87 7.3	A.Jones	8 41 5.1
M.Breida	14 61 4.4	A.Rodgers	3 34 11.3
C.Beathard	3 21 7.0	J.Williams	6 29 4.8
M.Goodwin	1 5 5.0	T.Montgomery	4 12 3.0
Total	30 174 5.8	Total	21 116 5.5
PASSING	ATT CMP YDS SKYD TD	PASSING	ATT CMP YDS SKYD TD
C.Beathard	23 16 245 2/18 2	A.Rodgers	46 25 425 3/20 2
Total	23 16 245 2/18 2	Total	46 25 425 3/20 2
PASS RECEIVING	NO YDS AVG LG	PASS RECEIVING	NO YDS AVG LG
M.Goodwin	4 126 31.5	D.Adams	10 132 13.2
P.Garçon	4 37 9.3	J.Graham	5 104 20.8
G.Kittle	4 30 7.5	M.Valdes-Scantling	3 103 34.3
K.Jusczyk	3 30 10.0	L.Kendricks	2 37 18.5
K.Bourne	1 22 22.0	T.Montgomery	2 10 5.0
Total	16 245 15.3	E.St. Brown	1 19 19.0
Total	16 245 15.3	J.Williams	1 10 10.0

Green Bay Packers		San Francisco 49ers	
RUSHING	ATT YDS AVG	RUSHING	ATT YDS AVG
A.Jones	8 41 5.1	A.Jones	12 87 7.3
A.Rodgers	3 34 11.3	M.Breida	14 61 4.4
J.Williams	6 29 4.8	C.Beathard	3 21 7.0
T.Montgomery	4 12 3.0	M.Goodwin	1 5 5.0
Total	21 116 5.5	Total	30 174 5.8
PASSING	ATT CMP YDS SKYD TD	PASSING	ATT CMP YDS SKYD TD
A.Rodgers	46 25 425 3/20 2	C.Beathard	23 16 245 2/18 2
Total	46 25 425 3/20 2	Total	23 16 245 2/18 2
PASS RECEIVING	NO YDS AVG LG	PASS RECEIVING	NO YDS AVG LG
D.Adams	10 132 13.2	M.Goodwin	4 126 31.5
J.Graham	5 104 20.8	P.Garçon	4 37 9.3
M.Valdes-Scantling	3 103 34.3	G.Kittle	4 30 7.5
L.Kendricks	2 37 18.5	K.Jusczyk	3 30 10.0
T.Montgomery	2 10 5.0	K.Bourne	1 22 22.0
E.St. Brown	1 19 19.0	Total	16 245 15.3
J.Williams	1 10 10.0	Total	16 245 15.3
J.Moore	1 10 10.0		

San Francisco 49ers		Green Bay Packers	
INTERCEPTIONS	NO YDS AVG LG	INTERCEPTIONS	NO YDS AVG LG
Total	0 0 0.0 0	K.King	1 0 0.0 0
Total	0 0 0.0 0	Total	1 0 0.0 0

Green Bay Packers		San Francisco 49ers	
INTERCEPTIONS	NO YDS AVG LG	INTERCEPTIONS	NO YDS AVG LG
K.King	1 0 0.0 0	Total	0 0 0.0 0
Total	1 0 0.0 0	Total	0 0 0.0 0

San Francisco 49ers		Green Bay Packers	
PUNTING	NO YDS AVG NET TB IN20 LG	PUNTING	NO YDS AVG NET TB IN20 LG
B.Pinnon	3 126 42.0 40.0 0 0	J.Scott	4 155 38.8 33.8 1 1
Total	3 126 42.0 40.0 0 0	Total	4 155 38.8 33.8 1 1
PUNT RETURNS	NO YDS AVG LG	PUNT RETURNS	NO YDS AVG LG
R.James	1 0 0.0 0	T.Williams	1 6 6.0 2
(tback)	1 0 0.0 0	Returns	1 6 6.0 2
Returns	1 0 0.0 0	Returns	1 6 6.0 2

Green Bay Packers		San Francisco 49ers	
PUNT RETURNS	NO YDS AVG LG	PUNT RETURNS	NO YDS AVG LG
T.Williams	1 6 6.0 2	J.Scott	4 155 38.8 33.8 1 1
Returns	1 6 6.0 2	Total	4 155 38.8 33.8 1 1
Returns	1 6 6.0 2	Total	4 155 38.8 33.8 1 1

San Francisco 49ers		Green Bay Packers	
KICK RETURNS	NO YDS AVG LG	KICK RETURNS	NO YDS AVG LG
R.James	4 108 27.0 32	T.Montgomery	2 41 20.5 0
D.Reed	2 0 0.0 0	(tback)	4 0 0.0 0
Returns	5 138 27.6 0	Returns	2 41 20.5 0
Returns	5 138 27.6 0	Returns	2 41 20.5 0

Green Bay Packers		San Francisco 49ers	
KICK RETURNS	NO YDS AVG LG	KICK RETURNS	NO YDS AVG LG
T.Montgomery	2 41 20.5 0	R.James	4 108 27.0 32
(tback)	4 0 0.0 0	D.Reed	2 0 0.0 0
Returns	2 41 20.5 0	Returns	5 138 27.6 0
Returns	2 41 20.5 0	Returns	5 138 27.6 0

San Francisco 49ers		Green Bay Packers	
FUMBLES	FumLost Rec Yds TD FF Rec Yds TD Bds	FUMBLES	FumLost Rec Yds TD FF Rec Yds TD Bds
K.Jusczyk	1 1 0 0 0 0 0 0	H.Chilton-Dix	0 0 0 0 0 1 0 0
D.Reed	1 1 0 0 0 0 0 0	R.Greene	0 0 0 0 0 1 0 0
Total	2 2 0 0 0 0 0 0	J.Crawford	0 0 0 0 0 0 1 0
Total	2 2 0 0 0 0 0 0	K.King	0 0 0 0 0 0 2 2

Green Bay Packers		San Francisco 49ers	
FUMBLES	FumLost Rec Yds TD FF Rec Yds TD Bds	FUMBLES	FumLost Rec Yds TD FF Rec Yds TD Bds
H.Chilton-Dix	0 0 0 0 0 1 0 0	K.Jusczyk	1 1 0 0 0 0 0 0
R.Greene	0 0 0 0 0 1 0 0	D.Reed	1 1 0 0 0 0 0 0
J.Crawford	0 0 0 0 0 0 1 0	Total	0 0 0 0 0 0 2 2
K.King	0 0 0 0 0 0 2 2	Total	0 0 0 0 0 0 2 2

San Francisco 49ers		Green Bay Packers	
TOTAL FIRST DOWNS	18	TOTAL FIRST DOWNS	26
By Rushing	9	By Rushing	8
By Passing	8	By Passing	17
By Penalty	1	By Penalty	1
THIRD-DOWN EFFICIENCY	2-9-22%	THIRD-DOWN EFFICIENCY	4-13-31%
FOURTH-DOWN EFFICIENCY	0-0-0%	FOURTH-DOWN EFFICIENCY	1-2-50%
TOTAL NET YARDS	401	TOTAL NET YARDS	521
Total Offensive Plays	55	Total Offensive Plays	70
Average gain per offensive play	7.3	Average gain per offensive play	7.4
NET YARDS RUSHING	174	NET YARDS RUSHING	116
Total Rushing Plays	30	Total Rushing Plays	21
Average gain per rushing play	5.8	Average gain per rushing play	5.5
NET YARDS PASSING	227	NET YARDS PASSING	405
Times thrown - Yards lost att. to pass.	2-18	Times thrown - Yards lost att. to pass.	3-20
PASS ATT-COMP-INT	23-16-1	PASS ATT-COMP-INT	46-25-0
Gross yards passing	245	Gross yards passing	425
KICKOFFS Number-in EZ-Touchbacks	6-4-4	KICKOFFS Number-in EZ-Touchbacks	7-5-2
Punts Number and Average	3-42.0	Punts Number and Average	4-38.8
Had Blocked	0	Had Blocked	0

NEW ENGLAND 31, GREEN BAY 17

Gillette Stadium, Sunday, Nov. 4, 2018. Attendance: 65,878. Time: 3:10. Weather: 40° F. Humidity: 76 percent. Wind: W 2 mph

GAME 8

FOXBOROUGH, Mass. (AP) — Tom Brady and Aaron Rodgers spent the week telling anyone who asked that the other guy was the better quarter-back in the second matchup between the future Hall of Famers. It was Brady who walked off the field with the victory.

Brady threw for 294 yards and a touchdown, and James White ran for two scores to lead the New England Patriots to a 31-17 victory over Rodgers and the Green Bay Packers on Sunday night. It was the sixth straight victory for the Patriots (7-2).

Rodgers completed 24 of 43 passes and two touchdowns but failed to rally his team after tying the game in the third quarter.

It was 17-17 when Aaron Jones fumbled for Green Bay (3-4-1) early in the fourth quarter.

New England receiver Julian Edelman hit White on a 37-yard catch-and-run to set up White's second score, a 1-yard run. On the Patriots' next possession, Brady connected with Josh Gordon for a 55-yard TD.

Gordon caught five passes for 130 yards, the 12th 100-yard receiving game of his career.

With tight end Rob Gronkowski out with back and ankle injuries and leading rusher Sony Michel out for the second straight week with a knee issue, Brady and the Patriots had to get creative.

They again turned to receiver Cordarrelle Patterson to help carry the load in the backfield. Patterson was effective for the second straight week, rushing 11 times for 61 yards and a touchdown.

He worked in tandem with White to keep the Packers' defense guessing. White took advantage and found space to turn short completions into first downs. New England also capitalized on a pair of long flea-flicker passes to set up scores.

Rodgers was on target in the first half. He was elusive in the pocket and extended plays with his feet, keeping the Patriots' secondary off balance long enough to create space downfield or some big gains.

The longest was a 51-yard pass to Marquez Valdes-Scantling in the third quarter that helped set up Rodgers' 15-yard TD pass to Jimmy Graham that tied the game at 17. But the pocket got snarled in the second half as the Patriots' defense sped him up, hitting him six times and sacking him once.

Brady completed 16 of his first 22 passes but had six straight incompletions in the third quarter.

There wasn't a turnover in the game until Green Bay's Jones was stripped by Lawrence Guy early in the fourth quarter. The fumble was recovered by Stephen Gilmore on the Patriots' 24.

New England quickly capitalized, using four straight completions by Brady and a 37-yard pass from Julian Edelman to get to the Packers' 2. White scored from a yard out two plays later to put the Patriots back in front, 24-17.

The Patriots' defense lightened on Green Bay's next drive. It culminated on third down when Adrian Clayborn and Trey Flowers dropped Rodgers for a 9-yard sack and forcing a punt. It proved costly.

On just the third play of the ensuing drive, Brady found Gordon over the middle. Packers cornerback Tramion Williams had a shot at a tackle, but whiffed, springing Gordon for his 55-yard touchdown. Packers safety Jermaine Whitehead was ejected in the second quarter.

OFFICIALS — Referee: Brad Allen (122). Umpire: Ruben Fowler (71). Down Judge: Jim Mello (48). Line Judge: Brian Bolinger (40). Field Judge: Steve Zimmer (33). Side Judge: Scott Novek (1). Back Judge: Terrence Miles (111). Replay Official: Jim Lapetina.

STARTING LINEUPS

Green Bay Packers

Offense		Defense	
WR	18 R.Cobb	NT	97 K.Clark
LT	69 D.Bakhtiari	DE	76 M.Daniels
LG	65 L.Taylor	OLB	62 C.Matthews
C	63 C.Linsley	ILB	50 B.Martinez
RG	74 B.Bell	ILB	42 O.Bell
RT	75 B.Bulaga	OLB	53 N.Perry
TE	80 J.Graham	CB	23 J.Alexander
WR	17 D.Adams	CB	20 K.King
WR	83 M.Valdes-Scantling	CB	28 B.Breland
QB	12 A.Rodgers	S	38 T.Williams
RB	33 A.Jones	S	29 K.Hice

GREEN BAY SUBSTITUTIONS — K 2 M.Crosby, P 6 J.Scott, WR 19 E.St. Brown, S 27 J.Jones, RB 30 J.Williams, RB 32 T.Carlson, S 35 J.Whitehead, S 36 R.Greene, CB 37 J.Jackson, LS 43 H.Brady, LB 44 A.Morrison, LB 51 K.Rackall, LB 54 J.Crawford, G 62 L.Patrick, T 78 J.Spangler, WR 82 J.Moore, TE 84 L.Kendricks, TE 86 K.Tonayan, LB 90 M.Adams, LB 93 R.Gilbert, DL 94 D.Lowry, DL 95 T.Lancaster. **DID NOT PLAY** — OB 9 D.Kizer. **INACTIVES** — OB 8 T.Boyle, P 10 D.Kaser, CB 28 T.Brown, LB 56 K.Toomer, G 64 J.McCray, T/6 T.Olight, WR 81 G.Allison.

New England Patriots

Offense		Defense	
WR	15 C.Hogan	WR	15 C.Hogan
LT	77 T.Brown	LT	77 T.Brown
LG	62 J.Thurley	LG	62 J.Thurley
C	60 D.Andrews	RG	60 D.Andrews
RG	42 T.Karras	LB	58 K.Davis
RT	61 M.Cannon	LB	53 K.Van Noy
TE	83 D.Allen	DB	31 J.Jones
WR	11 J.Edelman	WR	12 J.Brady
WR	84 S.Gilmore	CB	10 J.Gordon
QB	23 P.Chung	CB	23 P.Chung
RB	28 J.White	S	23 P.Chung

FIELD GOALS (made / missed)

Green Bay Packers

Qtr	Time	Play Description (Extra Point) (Drive Info)	Yds	Result
1	11:40	J.White 8 yd. run (S.Gostkowski kick) (10-59, 3:20)	8	Good
1	5:05	M.Crosby 29 yd. Field Goal (14-62, 6:35)	29	Good
2	13:30	S.Gostkowski 28 yd. Field Goal (7-78, 1:44)	28	Good
2	4:49	D.Adams 2 yd. pass from A.Rodgers (M.Crosby kick) (13-79, 6:48)	2	Good
2	1:57	C.Patterson 5 yd. run (S.Gostkowski kick) (7-69, 2:52)	5	Good
3	11:18	J.Graham 15 yd. pass from A.Rodgers (M.Crosby kick) (7-76, 3:42)	15	Good
4	10:06	J.White 1 yd. run (S.Gostkowski kick) (10-76, 4:46)	1	Good
4	7:20	J.Gordon 55 yd. pass from T.Brady (S.Gostkowski kick) (3-72, 1:10)	55	Good

New England Patriots

Qtr	Time	Play Description (Extra Point) (Drive Info)	Yds	Result
1	11:40	J.White 8 yd. run (S.Gostkowski kick) (10-59, 3:20)	8	Good
1	5:05	M.Crosby 29 yd. Field Goal (14-62, 6:35)	29	Good
2	13:30	S.Gostkowski 28 yd. Field Goal (7-78, 1:44)	28	Good
2	4:49	D.Adams 2 yd. pass from A.Rodgers (M.Crosby kick) (13-79, 6:48)	2	Good
2	1:57	C.Patterson 5 yd. run (S.Gostkowski kick) (7-69, 2:52)	5	Good
3	11:18	J.Graham 15 yd. pass from A.Rodgers (M.Crosby kick) (7-76, 3:42)	15	Good
4	10:06	J.White 1 yd. run (S.Gostkowski kick) (10-76, 4:46)	1	Good
4	7:20	J.Gordon 55 yd. pass from T.Brady (S.Gostkowski kick) (3-72, 1:10)	55	Good

FIELD GOALS (made / missed)

Green Bay Packers

Qtr	Time	Play Description (Extra Point) (Drive Info)	Yds	Result
1	11:40	J.White 8 yd. run (S.Gostkowski kick) (10-59, 3:20)	8	Good
1	5:05	M.Crosby 29 yd. Field Goal (14-62, 6:35)	29	Good
2	13:30	S.Gostkowski 28 yd. Field Goal (7-78, 1:44)	28	Good
2	4:49	D.Adams 2 yd. pass from A.Rodgers (M.Crosby kick) (13-79, 6:48)	2	Good
2	1:57	C.Patterson 5 yd. run (S.Gostkowski kick) (7-69, 2:52)	5	Good
3	11:18	J.Graham 15 yd. pass from A.Rodgers (M.Crosby kick) (7-76, 3:42)	15	Good
4	10:06	J.White 1 yd. run (S.Gostkowski kick) (10-76, 4:46)	1	Good
4	7:20	J.Gordon 55 yd. pass from T.Brady (S.Gostkowski kick) (3-72, 1:10)	55	Good

FIELD GOALS (made / missed)

Green Bay Packers

Qtr	Time	Play Description (Extra Point) (Drive Info)	Yds	Result
1	11:40	J.White 8 yd. run (S.Gostkowski kick) (10-59, 3:20)	8	Good
1	5:05	M.Crosby 29 yd. Field Goal (14-62, 6:35)	29	Good
2	13:30	S.Gostkowski 28 yd. Field Goal (7-78, 1:44)	28	Good
2	4:49	D.Adams 2 yd. pass from A.Rodgers (M.Crosby kick) (13-79, 6:48)	2	Good
2	1:57	C.Patterson 5 yd. run (S.Gostkowski kick) (7-69, 2:52)	5	Good
3	11:18	J.Graham 15 yd. pass from A.Rodgers (M.Crosby kick) (7-76, 3:42)	15	Good
4	10:06	J.White 1 yd. run (S.Gostkowski kick) (10-76, 4:46)	1	Good
4	7:20	J.Gordon 55 yd. pass from T.Brady (S.Gostkowski kick) (3-72, 1:10)	55	Good

FIELD GOALS (made / missed)

Green Bay Packers

Qtr	Time	Play Description (Extra Point) (Drive Info)	Yds	Result
1	11:40	J.White 8 yd. run (S.Gostkowski kick) (10-59, 3:20)	8	Good
1	5:05	M.Crosby 29 yd. Field Goal (14-62, 6:35)	29	Good
2	13:30	S.Gostkowski 28 yd. Field Goal (7-78, 1:44)	28	Good
2	4:49	D.Adams 2 yd. pass from A.Rodgers (M.Crosby kick) (13-79, 6:48)	2	Good
2	1:57	C.Patterson 5 yd. run (S.Gostkowski kick) (7-69, 2:52)	5	Good
3	11:18	J.Graham 15 yd. pass from A.Rodgers (M.Crosby kick) (7-76, 3:42)	15	Good
4	10:06	J.White 1 yd. run (S.Gostkowski kick) (10-76, 4:46)	1	Good
4	7:20	J.Gordon 55 yd. pass from T.Brady (S.Gostkowski kick) (3-72, 1:10)	55	Good

FIELD GOALS (made / missed)

Green Bay Packers

Qtr	Time	Play Description (Extra Point) (Drive Info)	Yds	Result
1	11:40	J.White 8 yd. run (S.Gostkowski kick) (10-59, 3:20)	8	Good
1	5:05	M.Crosby 29 yd. Field Goal (14-62, 6:35)	29	Good
2	13:30	S.Gostkowski 28 yd. Field Goal (7-78, 1:44)	28	Good
2	4:49	D.Adams 2 yd. pass from A.Rodgers (M.Crosby kick) (13-79, 6:48)	2	Good
2	1:57	C.Patterson 5 yd. run (S.Gostkowski kick) (7-69, 2:52)	5	Good
3	11:18	J.Graham 15 yd. pass from A.Rodgers (M.Crosby kick) (7-76, 3:42)	15	Good
4	10:06	J.White 1 yd. run (S.Gostkowski kick) (10-76, 4:46)	1	Good
4	7:20	J.Gordon 55 yd. pass from T.Brady (S.Gostkowski kick) (3-72, 1:10)	55	Good

FIELD GOALS (made / missed)

Green Bay Packers

Qtr	Time	Play Description (Extra Point) (Drive Info)	Yds	Result
1	11:40	J.White 8 yd. run (S.Gostkowski kick) (10-59, 3:20)	8	Good
1	5:05	M.Crosby 29 yd. Field Goal (14-62, 6:35)	29	Good
2	13:30	S.Gostkowski 28 yd. Field Goal (7-78, 1:44)	28	Good
2	4:49	D.Adams 2 yd. pass from A.Rodgers (M.Crosby kick) (13-79, 6:48)	2	Good
2	1:57	C.Patterson 5 yd. run (S.Gostkowski kick) (7-69, 2:52)	5	Good
3	11:18	J.Graham 15 yd. pass from A.Rodgers (M.Crosby kick) (7-76, 3:42)	15	Good
4	10:06	J.White 1 yd. run (S.Gostkowski kick) (10-76, 4:46)	1	Good
4	7:20	J.Gordon 55 yd. pass from T.Brady (S.Gostkowski kick) (3-72, 1:10)	55	Good

FIELD GOALS (made / missed)

Green Bay Packers

Qtr	Time	Play Description (Extra Point) (Drive Info)	Yds	Result
1	11:40	J.White 8 yd. run (S.Gostkowski kick) (10-59, 3:20)	8	Good
1	5:05	M.Crosby 29 yd. Field Goal (14-62, 6:35)	29	Good
2	13:30	S.Gostkowski 28 yd. Field Goal (7-78, 1:44)	28	Good
2	4:49	D.Adams 2 yd. pass from A.Rodgers (M.Crosby kick) (13-79, 6:48)	2	Good
2	1:57	C.Patterson 5 yd. run (S.Gostkowski kick) (7-69, 2:52)	5	Good
3	11:18	J.Graham 15 yd. pass from A.Rodgers (M.Crosby kick) (7-76, 3:42)	15	Good
4	10:06	J.White 1 yd. run (S.Gostkowski kick) (10-76, 4:46)	1	Good
4	7:20	J.Gordon 55 yd. pass from T.Brady (S.Gostkowski kick) (3-72, 1:10)	55	Good

FIELD GOALS (made / missed)

Green Bay Packers

Qtr	Time	Play Description (Extra Point) (Drive Info)	Yds	Result
1	11:40	J.White 8 yd. run (S.Gostkowski kick) (10-59, 3:20)	8	Good
1	5:05	M.Crosby 29 yd. Field Goal (14-62, 6:35)	29	Good
2	13:30	S.Gostkowski 28 yd. Field Goal (7-78, 1:44)	28	Good
2	4:49	D.Adams 2 yd. pass from A.Rodgers (M.Crosby kick) (13-79, 6:48)	2	Good
2	1:57	C.Patterson 5 yd. run (S.Gostkowski kick) (7-69, 2:52)	5	Good
3	11:18	J.Graham 15 yd. pass from A.Rodgers (M.Crosby kick) (7-76, 3:42)	15	Good
4	10:06	J.White 1 yd. run (S.Gostkowski kick) (10-76, 4:46)	1	Good
4	7:20	J.Gordon 55 yd. pass from T.Brady (S.Gostkowski kick) (3-72, 1:10)	55	Good

FIELD GOALS (made / missed)

Green Bay Packers

Qtr	Time	Play Description (Extra Point) (Drive Info)	Yds	Result
1	11:40	J.White 8 yd. run (S.Gostkowski kick) (10-59, 3:20)	8	Good
1	5:05	M.Crosby 29 yd. Field Goal (14-62, 6:35)	29	Good
2	13:30	S.Gostkowski 28 yd. Field Goal (7-78, 1:44)	28	Good
2	4:49	D.Adams 2 yd. pass from A.Rodgers (M.Crosby kick) (13-79, 6:48)	2	Good
2	1:57	C.Patterson 5 yd. run (S.Gostkowski kick) (7-69, 2:52)	5	Good
3	11:18	J.Graham 15 yd. pass from A.Rodgers (M.Crosby kick) (7-76, 3:42)	15	Good
4	10:06	J.White 1 yd. run (S.Gostkowski kick) (10-76, 4:46)	1	Good
4	7:20	J.Gordon 55 yd. pass from T.Brady (S.Gostkowski kick) (3-72, 1:10)	55	Good

FIELD GOALS (made / missed)

Green Bay Packers

Qtr	Time	Play Description (Extra Point) (Drive Info)	Yds	Result
1	11:40	J.White 8 yd. run (S.Gostkowski kick) (10-59, 3:20)	8	Good
1	5:05	M.Crosby 29 yd. Field Goal (14-62, 6:35)	29	Good
2	13:30	S.Gostkowski 28 yd. Field Goal (7-78, 1:44)	28	Good
2	4:49	D.Adams 2 yd. pass from A.Rodgers (M.Crosby kick) (13-79, 6:48)	2	Good
2	1:57	C.Patterson 5 yd. run (S.Gostkowski kick) (7-69, 2:52)	5	Good
3	11:18	J.Graham 15 yd. pass from A.Rodgers (M.Crosby kick) (7-76, 3:42)	15	Good
4	10:06	J.White 1 yd. run (S.Gostkowski kick) (10-76, 4:46)	1	Good
4	7:20	J.Gordon 55 yd. pass from T.Brady (S.Gostkowski kick) (3-72, 1:10)	55	Good

FIELD GOALS (made / missed)

Green Bay Packers

Qtr	Time	Play Description (Extra Point) (Drive Info)	Yds	Result
1	11:40	J.White 8 yd. run (S.Gostkowski kick) (10-59, 3:20)	8	Good
1	5:05	M.Crosby 29 yd. Field Goal (14-62, 6:35)	29	Good
2	13:30	S.Gostkowski 28 yd. Field Goal (7-78, 1:44)	28	Good
2	4:49	D.Adams 2 yd. pass from A.Rodgers (M.Crosby kick) (13-79, 6:48)	2	Good
2	1:57	C.Patterson 5 yd. run (S.Gostkowski kick) (7-69, 2:52)	5	Good
3	11:18	J.Graham 15 yd. pass from A.Rodgers (M.Crosby kick) (7-76, 3:42)	15	Good
4	10:06	J.White 1 yd. run (S.Gostkowski kick) (10-76, 4:46)	1	Good
4	7:20	J.Gordon 55 yd. pass from T.Brady (S.Gostkowski kick) (3-72, 1:10)	55	Good

FIELD GOALS (made / missed)

Green Bay Packers

Qtr	Time	Play Description (Extra Point) (Drive Info)	Yds	Result
1	11:40	J.White 8 yd. run (S.Gostkowski kick) (10-59, 3:20)	8	Good
1	5:05	M.Crosby 29 yd. Field Goal (14-62, 6:35)	29	Good
2	13:30	S.Gostkowski 28 yd. Field Goal (7-78, 1:44)	28	Good
2	4:49	D.Adams 2 yd. pass from A.Rodgers (M.Crosby kick) (13-79, 6:48)	2	Good
2	1:57	C.Patterson 5 yd. run (S.Gostkowski kick) (7-69, 2:52)	5	Good
3	11:18	J.Graham 15 yd. pass from A.Rodgers (M.Crosby kick) (7-76, 3:42)	15	Good
4	10:06	J.White 1 yd. run (S.Gostkowski kick) (10-76, 4:46)	1	Good
4	7:20	J.Gordon 55 yd. pass from T.Brady (S.Gostkowski kick) (3-72, 1:10)	55	Good

FIELD GOALS (made / missed)

Green Bay Packers

Qtr	Time	Play Description (Extra Point) (Drive Info)	Yds	Result
1	11:40	J.White 8 yd. run (S.Gostkowski kick) (10-59, 3:20)	8	Good
1	5:05	M.Crosby 29 yd. Field Goal (14-62, 6:35)	29	Good
2	13:30	S.Gostkowski 28 yd. Field Goal (7-78, 1:44)	28	Good
2	4:49	D.Adams 2 yd. pass from A.Rodgers (M.Crosby kick) (13-79, 6:48)	2	Good
2	1:57	C.Patterson 5 yd. run (S.Gostkowski kick) (7-69, 2:52)	5	Good
3	11:18	J.Graham 15 yd. pass from A.Rodgers (M.Crosby kick) (7-76, 3:42)	15	Good
4	10:06	J.White 1 yd. run (S.Gostkowski kick) (10-76, 4:46)	1	Good
4	7:20	J.Gordon 55 yd. pass from T.Brady (S.Gostkowski kick) (3-72, 1:10)	55	Good

FIELD GOALS (made / missed)

Green Bay Packers

B.Breeland	5	3	0	8	-0-0	0	0	0	1	K.Brice	1	1	0	2	-0-0	2	0	0	-0-0	0
B.Martinez	4	3	0	8	-0-0	0	0	0	0	M.Daniels	1	1	1	2	-1-0	2	0	0	-0-0	0
J.Jones	6	1	0	7	-0-0	0	0	0	0	K.King	1	1	0	2	-0-0	0	0	0	-0-0	0
A.Morrison	6	0	1	6	-1-11	0	0	0	0	T.Ling	1	1	0	2	-0-0	0	0	0	-0-0	0
T.Williams	5	1	0	6	-0-0	0	0	0	0	L.Lancaster	1	1	0	2	-0-0	0	0	0	-0-0	0
J.Alexander	4	1	0	5	-0-0	0	0	0	0	C.Mathews	1	1	0	2	-0-0	0	0	0	-0-0	0
J.Jackson	3	2	0	5	-0-0	0	0	0	0	N.Perry	1	1	0	2	-0-0	1	0	0	-0-0	0
K.Rackell	2	1	0	3	-0-0	0	0	0	0	O.Burks	1	0	0	1	-0-0	0	0	0	-0-0	0
J.Whitehead	2	1	0	3	-0-0	0	0	0	0	R.Gibert	1	0	0	1	-0-0	0	0	0	-0-0	0
K.Clark	1	2	0	3	-0-0	0	0	0	0	M.Adams	0	1	0	1	-0-0	0	0	0	-0-0	0
L.Lowry	2	0	1	2	-0-0	0	0	0	0	Totals	48	23	3	71	2-21	3	0	0	0-0	5



GREEN BAY 31 MIAMI 12

Lambeau Field, Sunday, Nov. 11, 2018. Attendance: 78,076. Time: 2:54. Weather: 33° F. Humidity: 66 percent. Wind: SW 6 mph

GAME 9

GREEN BAY, Wis. (AP) — For a change, it was the Packers in a runaway.

Aaron Jones ran for career highs of 145 yards and two scores. Aaron Rodgers and Davante Adams connected for two touchdown passes and Green Bay beat the Miami Dolphins, 31-12, on Sunday.

The Packers (4-4-1) pulled away in the second half, sandwiching scoring drives around cornerback Bashad Breeland's interception deep in Miami territory. Green Bay went ahead, 28-12, on Adams' 25-yard touchdown catch with 7:24 left in the third quarter.

Jason Sanders tied a Dolphins franchise rookie record with four field goals, but Miami (5-5) couldn't find the end zone. The Dolphins squandered another opportunity on the game-opening drive after Brock Osweiler fumbled away a shotgun snap.

The Packers cashed in on that turnover, too, when Rodgers and Adams connected on their first touchdown for a 7-0 lead. Miami's defense also had trouble slowing down Jones, who finished with 15 carries to give Green Bay some much-needed balance.

A slashing style and an explosive burst through the hole make Jones a threat to bust a big run on any carry. He accounted for 54 yards of total offense on the opening drive alone.

Jones added a career-long 67-yarder to give him 96 yards on four carries in the first quarter alone.

Rodgers was 19 of 28 for 199 yards. Adams had four catches for 57 yards.

Osweiler was 23 of 37 for 213 yards in his fifth start for the injured Ryan Tannehill. Miami had 294 yards of total offense.

But Osweiler was sacked six times, including three times over a four-play span in the fourth quarter.

OFFICIALS — Referee: Clay Martin (19); Umpire: Fred Bryan (11); Down Judge: Danny Short (113); Line Judge: Kent Payne (79); Field Judge: David Meslow (118); Side Judge: Brad Freeman (88); Back Judge: Gregory Wilson (119); Replay Official: Tom Sireman

STARTING LINEUPS

Miami Dolphins

Offense		Defense	
WR	11 D.Parker	DE	91 C.Wake
LT	74 Z.Sherrup	DT	56 D.Godchaux
LG	64 J.Brendel	DT	93 A.Spence
C	66 T.Swanson	DE	94 R.Dunn
RG	77 J.Davis	LB	47 K.Ahonso
RT	79 S.Young	LB	52 R.McMillan
TE	83 N.O'Leary	LB	55 J.Baker
QB	8 B.Osweiler	CB	25 X.Howard
RB	21 F.Gore	CB	28 B.McCain
WR	80 D.Amenolia	CB	29 M.Fitzpatrick
WR	10 K.Sills	S	22 T.McDonald
		RB	33 A.Jones

Green Bay Packers

Offense		Defense	
LT	69 D.Bakhtiari	NT	97 K.Clark
LG	66 L.Taylor	DE	76 M.Daniels
C	93 A.Clinsey	OLB	52 C.Matthews
RG	74 B.Bell	ILB	50 B.Matthews
RT	78 B.Bulaga	ILB	44 A.Morrison
TE	80 J.Graham	OLB	53 N.Perry
LB	84 L.Kendricks	CB	23 J.Breeland
CB	17 D.Adams	CB	26 B.Breeland
WR	12 A.Rodgers	CB	37 J.Jackson
WR	83 M.Valdes-Scantling	CB	38 T.Williams
S	29 K.Brice		

GREEN BAY SUBSTITUTIONS — K 2 M.Crosby, P 6 J.Scott, WR 19 E.St. Brown, S 27 J.Jones, CB 28 T.Brown, RB 30 J.Williams, RB 32 T.Caron, S 36 R.Greene, LB 42 O.Burks, LS 43 H.Bradley, LB 51 K.Fackrell, LB 54 J.Crawford, LB 56 K.Tonner, G 62 L.Patrick, G 64 J.McCray, T 78 J.Spriggs, WR 82 J.Moore, TE 85 R.Tonyan, TE 89 M.Lewis, DL 90 M.Adams, LB 93 R.Gilbert, DL 94 D.Lovely, DL 95 T.Lancaster, **DID NOT PLAY** — QB 9 D.Kizer, **INACTIVES** — QB 8 T.Boye, WR 18 R.Cobb, CB 20 K.King, CB 25 W.Redmond, DB 35 J.Campbell, 116-70 A.Light.

FIELD GOALS (made 1 & missed)

J Sanders	(37) (25) (47) (40)	M.Crosby	(38)		
VISITOR:	Miami Dolphins	1	2	3	4
HOME:	Green Bay Packers	1	6	3	0
		7	7	14	3
					0
					12
					31
					7
					14
					14
					14
					12
					12
					21
					28
					31
					12
					7
					0
					3
					7
					7
					7
					7
					7
					7
					7
					7
					7
					7
					7
					7
					7
					7
					7
					7
					7
					7
					7
					7
					7
					7
					7
					7
					7
					7
					7
					7
					7
					7
					7
					7
					7
					7
					7
					7
					7
					7
					7
					7
					7
					7
					7
					7
					7
					7
					7
					7
					7
					7
					7
					7
					7
					7
					7
					7
					7
					7
					7
					7
					7
					7
					7
					7
					7
					7
					7
					7
					7
					7
					7
					7
					7
					7
					7
					7
					7
					7
					7
					7
					7
					7
					7
					7
					7
					7
					7
					7
					7
					7
					7
					7
					7
					7
					7
					7
					7
					7
					7
					7
					7
					7
					7
					7
					7
					7
					7
					7
					7
					7
					7
					7
					7
					7
					7
					7
					7
					7
					7
					7
					7
					7
					7
					7
					7
					7
					7
					7
					7
					7
					7
					7
					7
					7
					7
					7
					7
					7
					7
					7
					7
					7
					7
					7
					7
					7
					7
					7
					7
					7
					7
					7
					7
					7
					7
					7
					7
					7
					7
					7
					7
					7
					7
					7
					7
					7
					7
					7
					7
					7
					7
					7
					7
					7
					7
					7
					7
					7
					7
					7
					7
					7
					7
					7
					7

GREEN BAY DEFENSIVE STATISTICS (official)

UT	A	TEL	TI	Sck	QBH	FF	FR	Int	PD
9	1	0	10	0-0	0	0	0-0	0	0-0
B.Martinez	2	0	7	0-0	0	0	0-0	0	0-0
J.Jones	6	2	0	1	0	0	0-0	0	0-0
D.Lovely	5	1	6	1-7	0	0	0-0	0	0-0
K.Clark	5	1	6	1-9	0	0	0-0	0	0-0
J.Jackson	3	3	0	0	0-0	0	0-0	0	0-0
J.Alexander	5	0	0	5-0	0	0	0-0	0	0-0
K.Fackrell	5	0	1	5-8	0	0	0-0	0	0-0
M.Daniels	2	2	1	4-0	2	0	0-0	0	0-0
B.Breeland	2	0	0	2-0	0	0	0-0	0	0-0
K.Brice	2	0	0	2-0	0	0	0-0	0	0-0
Totals	50	15	7	65	6-50	7	0	1	1-26

Miami Dolphins										
RUSHING	ATT	YDS	AVG	LG	TD					
F.Gore	13	90	6.9	39	0					
K.Drake	8	27	3.4	6	0					
L.Carroo	1	14	14.0	14	0					
B.Osweller	1	0	0.0	0	0					
Total	23	131	5.7	39	0					
PASSING										
ATT	CMP	YDS	SK/YD	TD	LG	IN	RT			
B.Osweller	37	23	213	6:50	0	39	1	66.6		
Total	37	23	213	6:50	0	39	1	66.6		
PASS RECEIVING										
NO	YDS	AVG	LG	TD						
D.Amenola	7	72	10.3	39	0					
D.Parker	5	43	8.6	14	0					
K.Sills	2	26	13.0	18	0					
F.Gore	2	12	6.0	8	0					
K.Drake	2	11	5.5	8	0					
L.Carroo	1	20	20.0	20	0					
A.Derby	1	13	13.0	13	0					
K.Ballage	1	6	6.0	6	0					
M.Gesicki	1	5	5.0	5	0					
N.O'Leary	1	5	5.0	5	0					
Total	23	213	9.3	39	0					
Total										

Green Bay Packers										
RUSHING	ATT	YDS	AVG	LG	TD					
A.Jones	15	145	9.7	67	2					
R.Greene	1	26	26.0	26	0					
A.Rodgers	6	21	3.5	9	0					
J.Williams	3	3	1.0	2	0					
Total	25	195	7.8	67	2					
PASSING										
ATT	CMP	YDS	SK/YD	TD	LG	IN	RT			
A.Rodgers	28	19	199	2:17	2	30	0	112.1		
Total	28	19	199	2:17	2	30	0	112.1		
PASS RECEIVING										
NO	YDS	AVG	LG	TD						
M.Valdes-Scantling	6	44	7.3	11	0					
D.Adams	4	57	14.3	25t	0					
A.Jones	3	27	9.0	19	0					
L.Kendricks	2	24	12.0	18	0					
E.St. Brown	2	3	1.5	2	0					
M.Lewis	1	30	30.0	30	0					
J.Graham	1	14	14.0	14	0					
Total										
19 199 10.5 30 2										

VISITOR		HOME	
TOTAL FIRST DOWNS		Dolphins	
By Rushing		19	21
By Passing		6	10
By Penalty		11	11
THIRD-DOWN EFFICIENCY		4-14-29%	4-10-40%
FOURTH-DOWN EFFICIENCY		3-4-75%	1-2-50%
TOTAL NET YARDS		294	377
Total Offensive Plays		66	55
Average gain per offensive play		4.5	6.9
NET YARDS RUSHING		131	195
Total Rushing Plays		23	25
Average gain per rushing play		5.7	7.8
Tackles for a loss-number and yards		0-0	1-1
NET YARDS PASSING		163	182
Times thrown - Yards lost att. to pass.		6-50	2-17
Gross yards passing		213	199
PASS ATT-COMP-INT		37-23-1	28-19-0
Average gain per pass play		3.8	6.1
KICKOFFS Number-In EZ-Touchbacks		5-2-2	6-3-1
Punts Number and Average		2-38.5	2-18.5
Had Blocked		0	1

SEATTLE (AP) — After a shaky beginning, Russell Wilson got hot in the fourth quarter. Bobby Wagner and Seattle's defense stymied Aaron Rodgers and the Seahawks stayed in the middle of the NFC playoff race.

Wilson threw for 225 yards, and his 15-yard touchdown pass to Ed Dickson with 5:08 left was the difference in the Seahawks' 27-24 victory over the Green Bay Packers on Thursday night.

In a key matchup in the battle for the two NFC wild-card spots, Seattle (5-5) snapped a two-game losing streak by overcoming an early 14-3 deficit. Wilson was inconsistent at times early, but was more accurate in the fourth quarter, capping the winning drive by recognizing a blitz and hitting Dickson quickly for his second TD pass of the night.

Seattle still has not lost three straight games since the middle of the 2011 season, and the Seahawks finally closed out a one-score victory after consecutive close losses to the Chargers and Rams. Seattle was 1-8 in its previous nine games decided by one score.

Rodgers had a huge first half and threw for 332 yards, but the Packers (4-5-1) had just one scoring drive in the second half, helped by a 57-yard strike from Rodgers to Davante Adams. Rodgers threw a pair of touchdown passes in the first half, but never got the ball back after Green Bay punted with 4:20 left. Seattle got first-down runs from Wilson and Mike Davis and finished the game kneeling three times. Chris Carson rushed for 83 yards and a touchdown, overcoming the mistake of fumbling on the first play of the game and setting up Green Bay's opening score. Tyler Lockett had two key receptions late in the fourth quarter and Doug Baldwin had his first TD catch of the season for Seattle.

Rodgers was 21-of-30 passing with 10 of those going to Adams for 166 yards receiving. Backup tight end Robert Toneyan had the first catch of his career on for a 54-yard touchdown to give Green Bay an early 14-3 lead. The Packers led 21-17 at halftime after Aaron Jones caught a 24-yard TD pass from Rodgers in the final minute of the half, but Green Bay's offense was stymied in the second half.

Jones finished with 40 yards rushing after going for a career-high 145 a week ago. Rodgers was sacked five times, four of those in the second half. The Packers gained just 11.4 yards in the second half, half coming on the one throw from Rodgers to Adams. That pass set up Mason Crosby's 36-yard field goal with 8:23 left to give Green Bay a 24-20 lead.

Wilson had one more answer. Wilson hit Lockett on consecutive plays for 18 yards — to convert a third-down — and 34 yards to the Seattle in front.

That proved to be enough. On Green Bay's next drive, Rodgers short-hopped a pass on third-and-2.

Rather than going for it on fourth down, Green Bay punted and never got the ball back.

OFFICIALS — Referee: Tony Corrente (99). Umpire: Alan Eck (79). Down Judge: Patrick Turner (13). Line Judge: Tim Podriza (47). Field Judge: Keith Washington (7). Side Judge: Ryan Dickson (29). Back Judge: Todd Pukrop (30). Replay Official: Louis Mazzaro

STARTING LINEUPS

Green Bay Packers						Seattle Seahawks					
Offense			Defense			Offense			Defense		
WR	19	E.S. Brown	NT	97	K. Clark	WR	89	D. Baldwin	DE	93	B. Jackson
LT	69	D. Bakhtiari	DE	76	M. Daniels	LT	78	J. Brown	LDT	90	J. Reed
LG	65	L. Taylor	OLB	52	C. Matthews	LG	64	J. Sweezy	RDT	98	S. Stephen
C	73	C. Linsley	ILB	50	B. Martinez	C	68	J. Britt	ROE	55	F. Clark
RG	64	B. Bell	ILB	40	A. Morrison	RG	78	D. Fluker	OLB	51	B. Mingo
RT	75	B. Bulaga	OLB	51	K. Jackson	RT	65	G. Iteki	MLB	54	B. Wagner
TE	80	J. Graham	CB	23	J. Alexander	TE	81	N. Vannett	CB	28	J. Coleman
WR	17	D. Adams	CB	26	B. Breeland	WR	16	T. Lockett	LCB	26	S. Griffin
WR	83	M. Valdes-Scantling	CB	37	J. Jackson	WR	3	R. Wilson	RSB	37	T. Flowers
QB	12	A. Rodgers	S	38	T. Williams	QB	83	D. Moore	SS	30	B. McDougald
RB	33	A. Jones	S	27	J. Jones	RB	32	C. Carson	FS	33	T. Thompson

GREEN BAY SUBSTITUTIONS — K 2 M. Crosby, P 6 J. Scott, WR 11 T. Davis, CB 25 W. Redmond, CB 28 T. Brown, RB 30 B. Williams, RB 32 T. Carson, S 36 R. Greene, S 39 I. Campbell, LB 42 O. Burks, LS 43 H. Bradley, LB 54 J. Crawford, LB 56 K. Toomer, G 64 J. McCray, T 78 J. Spriggs, WR 82 J. Moore, TE 84 L. Kendricks, TE 85 R. Toneyan, TE 88 M. Lewis, DL 90 M. Adams, LB 93 R. Gilbert, DL 94 D. Lowry, DL 95 T. Lancaster, **DID NOT PLAY** — QB 9 D. Kizer, **INACTIVES** — QB 8 T. Boyle, WR 18 R. Cobb, CB 20 K. Krice, LB 53 N. Perry, G 62 L. Patrick, T 16 G. A. Light.

M. Crosby						FIELD GOALS (made / & missed)					
VISITOR:						S. Jankowski					
HOME:						(39) (43)					
Green Bay Packers						Seattle Seahawks					
Team	Qtr	Time	Play Description (Extra Point), (Drive Info)	Visitor	Home	Team	Qtr	Time	Play Description (Extra Point), (Drive Info)	Visitor	Home
Packers	1	13:46	A. Jones 8 yd. run (M. Crosby kick) (5-23, 1:07)	1	2	Packers	1	13:46	A. Jones 8 yd. run (M. Crosby kick) (5-23, 1:07)	1	2
Seahawks	1	6:00	S. Jankowski 39 yd. pass from R. Wilson (M. Crosby kick) (6-5, 2:50)	1	3	Seahawks	1	6:00	S. Jankowski 39 yd. pass from R. Wilson (M. Crosby kick) (6-5, 2:50)	1	3
Packers	1	3:10	R. Toneyan 34 yd. pass from A. Rodgers (M. Crosby kick) (14-71, 7:31)	1	4	Packers	1	3:10	R. Toneyan 34 yd. pass from A. Rodgers (M. Crosby kick) (14-71, 7:31)	1	4
Seahawks	2	8:03	D. Baldwin 6 yd. pass from R. Wilson (S. Jankowski kick) (3-10, 1:25)	2	5	Seahawks	2	8:03	D. Baldwin 6 yd. pass from R. Wilson (S. Jankowski kick) (3-10, 1:25)	2	5
Seahawks	2	3:22	C. Carson 1 yd. run (S. Jankowski kick) (3-10, 1:25)	2	6	Seahawks	2	3:22	C. Carson 1 yd. run (S. Jankowski kick) (3-10, 1:25)	2	6
Packers	2	0:44	A. Jones 24 yd. pass from A. Rodgers (M. Crosby kick) (3-7, 2:36)	2	7	Packers	2	0:44	A. Jones 24 yd. pass from A. Rodgers (M. Crosby kick) (3-7, 2:36)	2	7
Seahawks	2	0:21	S. Jankowski 43 yd. field goal (13-52, 6:30)	2	8	Seahawks	2	0:21	S. Jankowski 43 yd. field goal (13-52, 6:30)	2	8
Packers	4	8:23	A. Jones 36 yd. field goal (13-52, 6:30)	4	9	Packers	4	8:23	A. Jones 36 yd. field goal (13-52, 6:30)	4	9
Seahawks	4	5:08	E. Dickson 15 yd. pass from R. Wilson (S. Jankowski kick) (7-7, 3:15)	4	10	Seahawks	4	5:08	E. Dickson 15 yd. pass from R. Wilson (S. Jankowski kick) (7-7, 3:15)	4	10

GREEN BAY DEFENSIVE STATISTICS (official)

UT	A	TEL	TT	sck	QBH	FF	FB	INT	PD	UT	A	TEL	TT	sck	QBH	FF	FB	INT	PD
J. Jones	7	3	0	10	0-0	0	0	0	0	J. Jackson	3	0	2	3	0-0	0	0	0	0-0
B. Martinez	3	5	1	8	0-0	0	0	0	0	C. Matthews	3	0	2	3	0-0	1	1	0	0-0
T. Williams	5	2	0	7	0-0	0	0	1	0	A. Morrison	2	1	0	3	0-0	0	0	0	0-0
J. Alexander	6	0	0	6	0-0	0	0	0	0	I. Campbell	2	0	0	2	0-0	0	0	0	0-0
K. Fackrell	5	1	4	6	3-20	1	0	0	0	D. Lowry	2	0	0	2	0-0	0	0	0	0-0
K. Clark	2	4	1	6	0-0	0	0	0	0	M. Adams	1	1	0	2	0-0	0	0	0	0-0
T. Brown	4	0	0	4	0-0	0	1	0	0	R. Greene	0	1	0	1	0-0	0	0	0	0-0
B. Breeland	3	0	0	3	0-0	0	0	0	0	M. Daniels	0	1	0	1	0-0	0	0	0	0-0
R. Gilbert	3	0	0	3	0-0	0	0	0	0	Totals	52	18	8	70	3-20	2	2	1	0-0

Green Bay Packers											
RUSHING	ATT	YDS	AVG	LG	TD	RUSHING	ATT	YDS	AVG	LG	TD
A. Jones	11	40	3.6	81	1	C. Carson	17	83	4.9	15	1
J. Williams	1	5	5.0	5	0	R. Perry	8	46	5.8	30	0
A. Rodgers	1	3	3.0	3	0	M. Davis	4	26	6.5	10	0
Total	13	48	3.7	8	1	R. Wilson	5	17	3.4	12	0
						T. Lockett	1	1	1.0	1	0
						Total	35	173	4.9	30	1

Seattle Seahawks											
RUSHING	ATT	YDS	AVG	LG	TD	RUSHING	ATT	YDS	AVG	LG	TD
C. Carson	17	83	4.9	15	1	D. Baldwin	7	52	7.4	16	1
R. Perry	8	46	5.8	30	0	T. Lockett	5	71	14.2	34	0
M. Davis	4	26	6.5	10	0	D. Moore	4	57	14.3	27	0
R. Wilson	5	17	3.4	12	0	M. Davis	2	24	12.0	15	0
T. Lockett	1	1	1.0	1	0	N. Vannett	1	17	17.0	17	0
Total	35	173	4.9	30	1	E. Dickson	1	15	15.0	15	1
						R. Wilson	1	-11	-11.0	-11	0
						Total	21	225	10.7	34	2

PASS RECEIVING NO YDS AVG LG TD

PASS RECEIVING NO YDS AVG LG TD

PASSING ATT CMP YDS SK/YD TD LG IN RT

PASSING ATT CMP YDS SK/YD TD LG IN RT

INTERCEPTIONS NO YDS AVG LG TD

INTERCEPTIONS NO YDS AVG LG TD

PUNTING NO YDS AVG NET TB IN20 LG

PUNTING NO YDS AVG NET TB IN20 LG

PUNT RETURNS NO YDS AVG FC LG TD

PUNT RETURNS NO YDS AVG FC LG TD

KICK RETURNS NO YDS AVG FC LG TD

KICK RETURNS NO YDS AVG FC LG TD

FUMBLES FumLost Rec Yds TD FF Rec Yds TDBds

FUMBLES FumLost Rec Yds TD FF Rec Yds TDBds

PUNTING	NO	YDS	AVG	NET	TB	IN20	LG
J. Scott	6	284	47.3	44.0	1	2	67
Total	6	284	47.3	44.0	1	2	67

PUNTING	NO	YDS	AVG	NET	TB	IN20	LG
M. Dickson	4	208	52.0	44.3	0	0	59
Total	4	208	52.0	44.3	0	0	59

PUNT RETURNS NO YDS AVG FC LG TD

PUNT RETURNS NO YDS AVG FC LG TD

KICK RETURNS NO YDS AVG FC LG TD

KICK RETURNS NO YDS AVG FC LG TD

FUMBLES FumLost Rec Yds TD FF Rec Yds TDBds

FUMBLES FumLost Rec Yds TD FF Rec Yds TDBds

TOTAL FIRST DOWNS 14 23

TOTAL FIRST DOWNS 14 23

By Rushing 3 9

By Rushing 3 9

By Passing 11 12

By Passing 11 12

By Penalty 0 2

By Penalty 0 2

THIRD-DOWN EFFICIENCY 3-11-27% 6-15-40%

THIRD-DOWN EFFICIENCY 3-11-27% 6-15-40%

FOURTH-DOWN EFFICIENCY 0-0-0% 2-2-100%

FOURTH-DOWN EFFICIENCY 0-0-0% 2-2-100%

TOTAL NET YARDS 359 378

TOTAL NET YARDS 359 378

Total Offensive Plays 48 69

Total Offensive Plays 48 69

Average gain per offensive play 7.5 5.5

Average gain per offensive play 7.5 5.5

NET YARDS RUSHING 48 173

NET YARDS RUSHING 48 173

Total Rushing Plays 13 35

Total Rushing Plays 13 35

Average gain per rushing play 3.7 4.9

Average gain per rushing play 3.7 4.9

Tackles for a loss-number and yards -1-1 2-5

Tackles for a loss-number and yards -1-1 2-5

NET YARDS PASSING 311 205

NET YARDS PASSING 311 205

Times thrown - Yards lost att. to pass. 5-21 3-20

Times thrown - Yards lost att. to pass. 5-21 3-20

Gross yards passing 332 225

Gross yards passing 332 225

PASS ATT-COMP-INT 30-21-0 31-21-0

PASS ATT-COMP-INT 30-21-0 31-21-0

Average gain per pass play 8.9 6.0

Average gain per pass play 8.9 6.0

KICKOFFS Number-In EZ-Touchbacks 5-4-3 6-6-5

KICKOFFS Number-In EZ-Touchbacks 5-4-3 6-6-5

PUNTS Number and Average 6-47.3 4-52.0

PUNTS Number and Average 6-47.3 4-52.0

Had Blocked 0 0

Had Blocked 0 0

FGs - PATs had blocked 0-0 0-0

FGs - PATs had blocked 0-0 0-0

Net Punting Average 44.0 44.3

Net Punting Average 44.0 44.3

TOTAL RETURN YARDS (not inc. kickoffs) 31 0

TOTAL RETURN YARDS (not inc. kickoffs) 31 0

No. and Yards Punt Returns 3-31 0-0

No. and Yards Punt Returns 3-31 0-0

No. and Yards Kickoff Returns 1-20 2-47

No. and Yards Kickoff Returns 1-20 2-47

No. and Yards Interception Returns 0-0 0-0



MINNESOTA 24, GREEN BAY 17

U.S. Bank Stadium, Sunday, Nov. 25, 2018. Attendance: 66,872. Time: 3:07. Weather: Indoors.

GAME 11

MINNEAPOLIS (AP) — Once Kirk Cousins and the Minnesota Vikings took the lead on Green Bay, they played with a fierce refusal to let it go.

They held onto the ball with the same determination. Cousins bounced back from his worst game of the season with 342 passing yards and three touchdowns without a fumble or interception, and the Vikings overcame some early gaffes to outlast the depleted Packers for a 24-17 victory on Sunday night. Completing 29 of his 38 attempts, Cousins found Davin Cook, Sheldon Diggs and Adam Thielen for scores. Diggs and Thielen had eight receptions apiece.

Sheldon Richardson had two sacks to lead the defense's game-long stifling of Aaron Rodgers, and the Vikings (6-4-1) pushed the Packers (4-6-1) further back in the NFC wild card race.

Rodgers threw a touchdown pass to Davante Adams and Aaron Jones scored on a short run for a 14-7 lead early in the second quarter, but the Packers fell to 0-6 on the road this season and 1-5-1 against the Vikings in their last seven meetings. Their final seven possessions produced only one field goal, with five punts and one turnover on downs.

With Randall Cobb out (hamstring) for a sixth game this season and rookies Equanimeous St. Brown (elbow) and Trevor Davis (hamstring) forced out in the second half, Rodgers didn't have much to work with down the field. Left guard Lane Taylor (quadriceps) departed in the third quarter and left tackle David Bakhtiari (knee) was sidelined briefly in the second half, leaving the protection shaky at best. Rodgers finished 17 for 28 for 198 yards, without a turnover.

The Packers failed to move the chains on eight of 10 third downs. Jones was stuffed on fourth-and-inches by Harrison Smith, Danielle Hunter and Eric Kendricks midway through the third quarter, giving the Vikings the ball at the Green Bay 44. That set up a 37-yard field goal by Dan Bailey for Minnesota's first lead of the game.

OFFICIALS — Referee: Bill Vinovich (52); Umpire: Bruce Sintesky (102); Down Judge: Phil McKinney (110); Line Judge: Mark Periman (9); Field Judge: Meeri Robinson (31); Side Judge: Gary Cavalitto (60); Back Judge: Steve Patrick (17); Replay Official: Mark Buttenworth

STARTING LINEUPS

Green Bay Packers						Minnesota Vikings					
Offense			Defense			Offense			Defense		
WR	19	E.St. Brown	DE	97	K.Clark	WR	19	A.Thielen	LE	99	D.Hunter
LT	69	D.Bakhtiari	NT	95	T.Lancaster	LT	71	R.Beft	DT	93	S.Richardson
LG	65	L.Taylor	DE	94	D.Lowry	LG	79	T.Compton	NT	98	L.Joseph
C	63	C.Linsley	OLB	52	C.Matthews	C	65	P.Elleman	RE	97	E.Grenten
RG	74	B.Bell	ILB	50	B.Martinez	RG	74	M.Remmers	MLB	54	E.Kendricks
RT	75	B.Bulaga	ILB	44	A.Morrison	RT	75	B.O'Neill	SLB	55	A.Barr
TE	89	M.Lewis	OLB	51	K.Fackell	TE	82	K.Rudolph	CB	20	M.Alexander
WR	17	D.Adams	CB	23	J.Alexander	WR	14	S.Diggs	LCB	26	T.Waynes
RB	83	M.Valdes-Scantling	CB	37	J.Jackson	RB	8	K.Cousins	MOB	29	X.Rhodes
QB	12	A.Rodgers	S	38	T.Williams	TE	83	T.Comkinn	MB	41	A.Harris
RB	33	A.Jones	S	29	K.Brice	HB	33	D.Cook	FS	22	H.Smith

GREEN BAY SUBSTITUTIONS — K 2 M.Crosby, P 6 J.Scott, WR 11 T.Davis, CB 25 W.Redmond, S 27 J.Jones, CB 28 T.Brown, RB 30 J.Williams, RB 22 T.Carson, S 39 I.Campbell, LB 42 O.Burks, LS 43 H.Brady, LB 54 J.Crawford, LB 56 K.Towner, G 62 L.Pattick, G 64 J.McCray, T 78 J.Spring, TE 80 J.Graham, WR 82 J.Moore, TE 84 L.Kendricks, TE 85 R.Troyan, DL 90 M.Adams, LB 93 R.Gilbert. **DID NOT PLAY** — QB 9 D.Drew, DT 99 J.Looney, **INACTIVES** — QB 8 T.Bryant, WR 18 R.Cobb, CB 20 K.King, CB 26 B.Breedand, S 36 R.Greene, T/G 70 A.Light, DL 76 M.Daniels.

FIELD GOALS (made 1 & missed)

M.Crosby		(38)		D.Bailey		48W, 56WR (37)		OT	
VISITOR:	Green Bay Packers		1	2	3	4	0	17	Total
HOME:	Minnesota Vikings		7	7	10	0	0	24	

GREEN BAY DEFENSIVE STATISTICS (official)

UT	A	TEL	TT	sck	QBH	FF	FR	INT	PD
8	4	0	12	0-0	0	0	0	0	0-0
7	2	0	9	0-0	0	0	0	0	0-0
6	2	1	8	0-0	0	0	0	0	0-0
5	2	0	8	0-0	0	0	0	0	0-0
4	2	0	8	0-0	0	0	0	0	0-0
3	3	1	6	-1-9	2	0	0	0	0-0
2	3	0	1	0-0	0	0	0	0	0-0
1	3	0	1	0-0	0	0	0	0	0-0
Totals	56	19	7	75	2-17	4	0	0	0-0

Green Bay Packers									
RUSHING	ATT	YDS	AVG	LG	TD	PASSING	ATT	CMP	YDS
A.Jones	17	72	4.2	11	1	A.Rodgers	28	17	198
E.St. Brown	1	5	5.0	5	0	Total	28	17	198
J.Williams	1	5	5.0	5	0	ATT	28	17	198
Total	19	82	4.3	11	1	CMP	17	198	4/26
						YDS	28	198	4/26
						SK/YD	17	198	4/26
						TD	1	36	0
						LG	36	0	94.0
						IN	0	94.0	
						RT	0	94.0	

Minnesota Vikings									
RUSHING	ATT	YDS	AVG	LG	TD	PASSING	ATT	CMP	YDS
D.Murray	11	33	3.0	8	0	K.Cousins	38	29	342
L.Murray	10	29	2.9	9	0	Total	38	29	342
D.Cook	6	17	2.8	11	0	ATT	38	29	342
K.Cousins	1	12	12.0	12	0	CMP	29	342	2/17
S.Diggs	1	12	12.0	12	0	YDS	38	342	2/17
C.Ham	1	0	0.0	0	0	SK/YD	29	342	2/17
Total	29	91	3.1	12	0	TD	3	33	0
						LG	33	0	129.5
						IN	0	129.5	
						RT	0	129.5	

INTERCEPTIONS	NO	YDS	AVG	LG	TD
Total	0	0	0.0	0	0

INTERCEPTIONS	NO	YDS	AVG	LG	TD
Total	0	0	0.0	0	0

PUNTING	NO	YDS	AVG	NET	TB	IN20	LG
J.Scott	6	276	46.0	39.3	1	3	56
Total	6	276	46.0	39.3	1	3	56

PUNTING	NO	YDS	AVG	NET	TB	IN20	LG
M.Wyne	4	163	40.8	36.8	0	1	59
Total	4	163	40.8	36.8	0	1	59

PUNT RETURNS	NO	YDS	AVG	FC	LG	TD
T.Williams	2	23	11.5	0	23	0
T.Davis	1	13	13.0	1	13	0
Returns	3	36	12.0	1	23	0

PUNT RETURNS	NO	YDS	AVG	FC	LG	TD
M.Sherels	2	20	10.0	1	20	0
(downed)	1	0	0.0	0	0	0
(out of bounds)	1	0	0.0	0	0	0
(tback)	1	0	0.0	0	0	0
Returns	2	20	10.0	1	20	0

KICK RETURNS	NO	YDS	AVG	FC	LG	TD
J.Williams	1	23	23.0	0	23	0
(tback)	4	0	0.0	0	0	0
Returns	1	23	23.0	0	23	0

KICK RETURNS	NO	YDS	AVG	FC	LG	TD
(tback)	3	0	0.0	0	0	0
Returns	0	0	0.0	0	0	0

FUMBLES	FumLost	Rec	Yds	TD	FF	Rec	Yds	TDBds
T.Williams	1	1	0	0	0	0	0	0
Total	1	1	0	0	0	0	0	0

FUMBLES	FumLost	Rec	Yds	TD	FF	Rec	Yds	TDBds
M.Sherels	0	0	0	0	0	0	0	0
Total	0	0	0	0	0	0	0	0

TOTAL FIRST DOWNS	14	22
By Rushing	5	4
By Passing	8	18
By Penalty	1	0

FGs - PATs had blocked	0-0
Net Punting Average	39.3
TOTAL RETURN YARDS (not inc. kickoffs)	36
No. and Yards Punt Returns	3-36
No. and Yards Kickoff Returns	0-0
No. and Yards Interception Returns	0-0
PEALTIES Number and Yards	4-20
FUMBLES Number and Lost	1-1
TOUCHDOWNS	2
Rushing	1
Passing	1
EXTRA POINTS Made-Attempts	2-2
Kicking Made-Attempts	2-2
FIELD GOALS Made-Attempts	1-1
RED-ZONE EFFICIENCY	2-2-100%
GOAL-TO-GO EFFICIENCY	0-0-0%
SAFETIES	0
FINAL SCORE	17
TIME OF POSSESSION	25:23

Visitor	Home
Packers	Vikings

TOTAL NET YARDS	254	416
Total Offensive Plays	51	69
Average gain per offensive play	5.0	6.0
NET YARDS RUSHING	82	91
Total Rushing Plays	19	29
Average gain per rushing play	4.3	3.1
Tackles for a loss-number and yards	0-0	4-6
NET YARDS PASSING	172	325
Times thrown - yards lost att. to pass.	4-26	2-17
Gross yards passing	198	342
PASS ATT-COMP-INT	28-17-0	38-29-0
Average gain per pass play	5.4	8.1
KICKOFFS Number-In EZ-Touchbacks	4-3-3	5-4-4
PUNTS Number and Average	6-46.0	4-45.8
Had Blocked	0	0

Visitor	Home
Packers	Vikings

GREEN BAY, Wis. (AP) — The Arizona Cardinals pulled off an upset at Lambeau Field that was so much a stunner that the Green Bay Packers fired coach Mike McCarthy after the game.

Zane Gonzalez kicked a 44-yard field goal with 1:41 left. Green Bay's Mason Crosby missed a 49-yard attempt as time expired and the Cardinals braved wintry conditions to hold on for a 20-17 victory on Sunday.

The Packers (4-7-1) announced McCarthy's dismissal following the postgame availabilities with the media. Team president Mark Murphy made the move after Green Bay took another debilitating hit to its fading playoff hopes.

For McCarthy, a tenure highlighted by a Super Bowl win in the 2010 season ends with a loss to Arizona (3-9). Cardinals rookie Josh Rosen struggled for much of the afternoon, but hit Larry Fitzgerald for a sliding 32-yard completion on third-and-28 to help

Crosby pushed his kick wide right, with the flags atop Lambeau blowing in toward the field at the time of the play. Green Bay's playoff hopes took another significant blow.

Gonzalez just joined the team this week after Phil Dawson was placed on injured reserve. The Cardinals had a patchwork offensive line, which didn't bode well for what had been the league's worst offense coming into the day.

has lost three straight and five of six

Aaron Rodgers was 5 of 10 for 233 yards and a touchdown. A couple throws looked off, especially in the first half, and receivers had a few drops. The offense regained some swagger after Rodgers orchestrated a 95-yard drive that led to Aaron Jones' 8-yard touchdown run with 5:26 left, tying

it at 1%. Davante Adams tip-toed the sideline for a 19-yard catch to extend that drive.

But too many missed opportunities and drops caught up with the Packers in the end. They struggled on third down, going 3 for 14 in the continuation of a season-long theme.

Rookie Chase Edmonds ran for two touchdowns for Arizona. Hoshn was 11 of 26 for 149 yards, making just enough plays in front of a makeshift offensive line.

Rosen's 32-yard completion to Fitzgerald sapped momentum from the Packers after Arizona was pushed back to its own 12. Dean Lowry sacked Rosen on first down, and Rosen threw an incomplection on second-and-18 following a botched snap.

A 16-yard completion to Adams with 3:42 left in the second quarter gave Rogers the team record for attempts without an interception. Hall of Famer Bart Starr set the previous mark of 294 from 1964-65.

OFFICIALS — Referee: Peter Morelli (135), Umpire: Steven Woods (54), Down Judge: Steve Stalijes (22), Line Judge: Jeff Seaman (45), Field

Judge: Anthony Jeffries (36); Side Judge: Boris Cheek (41); Back Judge: Keith Ferguson (61); Replay Official: Brian Matoren

STARTING LINEUPS

Arizona Cardinals				Green Bay Packers			
Offense		Defense		Offense		Defense	
WR	11 L. Fitzgerald	DE	44 M. Golden	WR	19 E. St. Brown	DE	94 D. Lowry
LT	79 K. Cunningham	DT	98 C. Peters	LT	69 D. Bakhtiari	NT	95 T. Lancaster
LG	76 M. Alup	DT	95 R. Gunter	LG	65 L. Taylor	DE	97 K. Clark
C	64 M. Cole	DE	55 Chaz Jones	C	63 C. Linsley	OLB	52 C. Matthews
RG	70 O. Aboushi	SLB	41 B. Redick	RG	74 B. Babel	ILB	50 B. Martinez
RT	69 W. Holden	MLB	51 G. Hodges	RT	75 B. Bulaga	ILB	44 A. Morrison
TE	84 J. Gresham	CB	21 P. Peterson	TE	80 J. Graham	OLB	43 J. Kackerell
WR	13 C. Kirk	CB	28 D. Amerison	WR	17 D. Adams	CB	23 J. Alexander
CB	3 J. Rosen	SS	36 B. Baker	CB	83 M. Valdes-Scantling	S	37 J. Jackson
RB	31 D. Johnson	S	33 T. Boston	RB	12 A. Rogers	S	38 T. Williams
FB	32 D. Coleman	FS	41 A. Bethena	RB	33 A. Jones	S	39 J. Campbell

GREEN BAY SUBSTITUTIONS — K 2 M.Grosby, P 6 J.Scott, WR 18 R.Cobb, CB 25 W.Feldmond, S 27 J.Jones, CB 28 T.Brown, RB 30 J.Williams S 35 S.Plesant, LB 43 H.Bradley, RB 45 D.Vitale, LB 54 J.Candrow, G 64 J.McCoy T 78 S.Springgs, WR 82 J.Moore, TE 84 L.Kendricks, TE 85 R.T.Tonyan, TE 89 M.Lewis, LB 90 M.Adams, LB 93 R.Gilbert. **DID NOT PLAY** — OB 9 T.Kaer, LB 99 J.Looney, **INACTIVES** — OB 8 T.Boyle, CB 20 K.Ming, CB 26 B.Bertrand, S 29 K.Brice, RB 32 T.Carson, S 36 R.Greene, T/G 70 D.Light.

FIELD GOALS (made () & missed)

Z.Gonzalez	(44)		M.Crosby		(32)	49WR	
VISITOR:							
HOME:							
Team	Ovr Time	Play Description (Extra Point), Drive Info	Visitor	Home	OT	Total	
Packers	2 11:29	D.Adams 13 yd pass from A.Rodgers (M.Crosby kick) (5-35, 2:13)	0	7		20	
Cardinals	2 4:42	C.Edmonds 6 yd run (Z.Gonzalez kick) (11-75, 6:47)	7	10		17	
Packers	2 0:15	M.Crosby 32 yd Field Goal (4-53, 2:27)	0	7		10	
Cardinals	3 5:18	Z.Gonzalez 44 yd Field Goal (6-61, 2:24)	10	7		10	
Cardinals	3 1:54	C.Edmonds 8 yd run (Z.Gonzalez kick) (4-65, 1:36)	17	10		17	
Packers	4 5:26	A.Jones 8 yd run (M.Crosby kick) (11-95, 5:51)	17	17		17	
Cardinals	4 1:41	Z.Gonzalez 44 yd Field Goal (11-49, 3:45)	20	17		17	

GREEN BAY DEFENSIVE STATISTICS (official)

	UT	A	ITL	TI	Sck	OBH	EE	EB	Int	PD
Campbell	8	2	1	10	0-0	0	1	0	0-0	1
K Clark	7	1	0	8	0-0	0	0	0	0-0	0
B Martinez	4	4	0	8	0-0	0	0	0	0-0	0
D Lowry	3	3	1	6	1-8	0	0	0	0-0	1
T Lancaster	3	2	0	5	0-0	0	0	0	0-0	0
T Williams	2	4	0	6	0-0	0	0	0	0-0	2
J Jones	3	1	1	4	1-8	0	0	0	0-0	0
J Jackson	3	1	0	4	0-0	0	0	0	0-0	1
J Gilbert	3	0	0	3	0-0	0	0	0	0-0	0
	UT	A	ITL	TI	Sck	OBH	EE	EB	Int	PD
E Pleasant	1	1	0	2	0-0	0	0	0	0-0	0
K Rackrell	0	2	0	2	0-0	0	0	0	0-0	0
M Adams	1	0	0	1	0-0	0	0	0	0-0	0
J Alexander	1	0	0	1	0-0	0	0	0	0-0	1
T Brown	1	0	0	1	0-0	0	0	0	0-0	0
O Burks	1	0	0	1	0-0	0	0	0	0-0	0
C Matthews	1	0	0	1	0-0	0	0	0	0-0	0
Totals	40	23	3	63	2-16	0	1	0	0-0	6

Arizona Cardinals											
RUSHING			ATT			YDS			LG		
D. Johnson	20	59	3.5	1.6	13	2	29	0	0	0	0
C. Edwards	5	53	10.6	2.6	29	2	16	0	0	0	0
J. Rosen	2	32	16.0	8.0	33	0	23	0	0	0	0
C. Kirk	1	3	23.0	23.0	33	0	0	0	0	0	0
I. Logan	5	3	3.0	0.6	3	0	5	0	0	0	0
Total	29	162	6.3	3.0	33	2					
PASSING			ATT			CMP			YDS		
J. Reem	26	11	149	2/16	0	37	0	61.2			
Total	26	11	149	2/16	0	37	0	61.2			
PASS RECEIVING			NO			YDS			LG		
C. Kirk	3	54	18.0		37	0					
L. Fitzgerald	4	48	16.0		32	0					
C. Edwards	2	21	6.5		8	0					
T. Sherfield	1	13	21.0		21	0					
R. Seals-Jones	1	10	10.0		10	0					
D. Johnson	1	3	3.0		3	0					
Total	11	149	13.5		37	0					
INTERCEPTIONS			NO			YDS			LG		
Total	0	0	0.0		0	0					
Green Bay Packers											
RUSHING			ATT			YDS			LG		
A. Jones	11	36	3.3	1.3	13	1	0	0	0	0	0
M. Valdes-Scantling	2	28	14.2	7.1	21	0	0	0	0	0	0
A. Rodgers	7	20	6.7	2.9	11	0	0	0	0	0	0
J. Williams	7	13	1.9	0.4	4	0	0	0	0	0	0
Total	23	98	4.3	1.9	21	1	0	0	0	0	0
PASSING			ATT			CMP			YDS		
A. Rodgers	50	31	233	1/6	1	19	0	79.8			
Total	50	31	233	1/6	1	19	0	79.8			
PASS RECEIVING			NO			YDS			LG		
D. Adams	8	93	11.6		19	1					
J. Graham	8	50	6.3		10	0					
A. Jones	4	16	4.0		6	0					
J. Williams	4	14	3.5		10	0					
R. Cobb	3	25	8.3		9	0					
M. Valdes-Scantling	2	19	9.5		11	0					
J. Kummerow	1	11	11.0		11	0					
R. Tonyan	1	5	5.0		5	0					
Total	31	233	7.5		19	1					
INTERCEPTIONS			NO			YDS			LG		
Total	1	26	26.0		26	0					
PUNTING											
J. Scott	7	339	48.4	40.7	2	2	57	5	2	2	2
Total	7	339	48.4	40.7	2	2	57	5	2	2	2

PUNT RETURNS										PUNT RETURNS									
C.Kirk (downed)	NO	YDS	AVG	FC	LG	TD	J.Alexander (downed)	NO	YDS	AVG	FC	LG	TD						
Returns	3	14	4.7	0	8	0	Returns	2	25	12.5	1	24	0						
	2	0	0.0	0	0	0		3	0	0.0	0	0	0						
KICK RETURNS	NO	YDS	AVG	FC	LG	TD	KICK RETURNS	NO	YDS	AVG	FC	LG	TD						
(tback)	4	0	0.0	0	0	0	J.Williams (tback)	3	72	24.0	0	30	0						
Returns	0	0	0.0	0	0	0	Returns	3	72	24.0	0	30	0						
Own						Opp													
FUMBLES	FumLost	Rec	Yds	TD	FF	Rec	Yds	TD	Bds	Out									
M.Cole	2	0	0	0	0	0	0	0	0	0									
J.Rosen	1	0	2	0	0	0	0	0	0	1									
Total	3	0	2	0	0	0	0	0	0	1									

	Visitor	Home
TOTAL FIRST DOWNS	Cardinals	Packers
By Rushing	18	22
By Passing	8	6
By Penalty	2	1
THIRD-DOWN EFFICIENCY	5-13-38%	3-14-21%
FOURTH-DOWN EFFICIENCY	0-0-0%	2-2-100%
TOTAL NET YARDS	315	325
Total Offensive Plays	57	74
Average gain per offensive play	5.5	4.4
NET YARDS RUSHING	182	98
Total Rushing Plays	29	23
Average gain per rushing play	6.3	4.3
Tackles for a loss-number and yards	1-1	4-10
NET YARDS PASSING	133	227
Times thrown - yards lost att. to pass	2-16	1-6
Gross yards passing	149	233
PASS ATT-COMPLINT	26-11-0	50-31-0
Average gain per pass play	4.8	4.5
KICKOFFS Number-in EZ-Touchbacks	5-3-2	4-4-4
PUNTS Number and Average	6-44-8	7-48-4
Had Blocked	0	0

	Visitor	Home
FGs - PATs had blocked	Cardinals	Packers
Net Punting Average	40.7	40.7
TOTAL RETURN YARDS (not inc. Kickoffs)	14	25
No. and Yards Pun Returns	3-14	2-25
No. and Yards Kickoff Returns	0-0	3-72
No. and Yards Interception Returns	0-0	0-0
PENALTIES Number and Yards	7-49	7-43
FUMBLES Number and Lost	3-0	0-0
TOUCHDOWNS	2	2
Rushing	2	1
Passing	0	1
EXTRA POINTS Made-Attempts	2-2	2-2
Kicking Made-Attempts	2-2	2-2
FIELD GOALS Made-Attempts	2-2	1-2
RED-ZONE EFFICIENCY	2-2-100%	2-3-67%
GOAL-TO-GO EFFICIENCY	2-2-100%	1-1-100%
SAFETIES	0	0
FINAL SCORE	20	17
TIME OF POSSESSION	27:34	32:26



2018 UPDATED BIOGRAPHIES

THROUGH WEEK 15

17 Davante Adams, WR, 5th Year, Fresno State

- Has 34 receiving touchdowns since 2016, tied for No. 1 in the league (Steelers WR Antonio Brown) over that span. Has caught at least one TD pass in 27 games since '16, tops in the NFL over that span.
- Is the only player in the NFL with 70-plus receptions and 10-plus TD catches in each of the last three seasons (2016-18). Joins WR Sterling Sharpe (1992-94) as the only players in team history to accomplish the feat in three straight seasons.
- Is the lone player in the NFL to have 10-plus receiving TDs each of the past three seasons. Joins WR Don Hutson (1941-43) and Sharpe (1992-94) as the only players in team history to do so in three straight seasons.
- Leads the league with 25 receiving TDs in the red zone since 2016, six more than any other player.
- Has posted 337 catches since entering the league in 2014, the second most in franchise history by a player in his first five NFL seasons behind only Sharpe (389). His 38 career receiving TDs are the third most in team annals by a player in his first five seasons in the league behind only WRs Antonio Freeman (42) and Greg Jennings (40).
- Led the team with 74 catches for a team-high 885 yards (12.0 avg.) and 10 TDs in 2017. Was tied for No. 2 in the NFL in TD receptions and was named to his first career Pro Bowl (injury replacement for Falcons WR Julio Jones).

2018 SEASON: Has started all 14 games and leads the team with a career-high 100 receptions for a career-best 1,315 yards (13.2 avg.) and a team-high 12 TDs (tied for career best)...Is tied for No. 2 in the NFL in receiving TDs and ranks tied for No. 4 in receptions and No. 4 in receiving yards...Is one of just three players in team history to register 100-plus receptions in a season (Sharpe, 1992 and 1993; WR Robert Brooks, 1995)...Has registered a career-high five 100-yard receiving games...Leads the league with 11 TD catches in the red zone and is tied for No. 3 in the NFL in red-zone receiving yards (117)...Has posted a TD catch in a career-high 10 games this season (No. 2 in the NFL)...His 100 receptions are the most in team history through the first 14 games of the season, one ahead of Sharpe's 99 catches in 1993...Registered five-plus receptions in each of the first eight games this season, the first player in franchise history to accomplish that feat...Leads the team with a career-high 18 receptions of 20-plus yards (17 in 2016)...Leads the league with 476 receiving yards on third down and is tied for No. 1 with 26 receptions on third down...Is tied for No. 1 in the NFL (Falcons WR Julio Jones and Chiefs WR Tyreek Hill) with four 130-yard receiving games this season, tied for the second most in a season in franchise history (Hutson, five in 1942)...Has averaged 103.0 receiving yards per game since Week 5, No. 1 in the league over that span.

► **Vs. Chicago (Sept. 9):** Started and played 59 of 60 snaps, hauling in five passes for 88 yards (17.6 avg.) and a TD...It marked his fourth straight game with a receiving TD against the Bears, giving him five TDs over that span...Early in the fourth quarter, created separation on a double move, beating CB Prince Amukamara as he hauled in QB Aaron Rodgers' pass near the Green Bay 40 before taking it down the middle of the field to the Chicago 24 for a 51-yard gain...Three plays later, caught a short pass from Rodgers just inside the 10 before beating Amukamara down the sideline as he got to the pylon for the 12-yard TD.

► **Vs. Minnesota (Sept. 16):** Started and played 75 of 77 snaps, leading the team with eight receptions for 64 yards (8.0 avg.) and a TD...It marked his third straight game with a TD catch against the Vikings and his career-high fourth consecutive regular-season game overall with a TD reception...Early in the second quarter, caught a quick-out from Rodgers near the 2-yard line, eluding LB Anthony Barr and CB Xavier Rhodes on his way to the end zone for the score.

► **At Washington (Sept. 23):** Started and played 68 of 69 snaps, pacing the team with seven receptions for 52 yards (7.4 avg.) and a TD...Scored on a slant on Green Bay's opening drive of the second half, hauling in the pass from Rodgers and fighting through a tackle attempt by CB

Quinton Dunbar for the 2-yard score...Extended his franchise record by posting a TD catch in his ninth straight road game, tied for the second-longest streak in NFL history (Eagles WR Mike Quick, nine, 1983-84) behind only Eagles WR Tommy McDonald's streak of 10 straight games in 1959-61...Also extended his streak of consecutive regular-season games with a TD catch to a career-high five straight, the longest by a Packer since WR Randall Cobb's streak of six games in 2014...Became the third Packer in the last four seasons (James Jones, 2015; Jordy Nelson, 2016) to catch a TD pass in each of the first three games of the season.

► **Vs. Buffalo (Sept. 30):** Started and played all 76 snaps, pacing the team with eight receptions for 81 yards (10.1 avg.)...In the second quarter, made a move to elude CB Tre'Davious White and then caught a pass over the middle from Rodgers for a 25-yard pickup.

► **At Detroit (Oct. 7):** Started and played 71 of 81 snaps despite dealing with a calf injury that limited him during the week...Led the team with nine receptions for 140 yards (15.6 avg.) and a TD, the second-best receiving-yardage output in his career behind only his 156 yards at Tennessee in 2016...Early in the fourth quarter, made an inside move to create separation from CB Darius Slay on the 12-yard TD catch...The score gave him a TD catch in 10 consecutive road games, which tied McDonald for the longest streak in NFL history...Matched his career high with three receptions of 20-plus yards on the afternoon (at Tennessee in 2016, at Philadelphia in 2016), including two on a second-quarter drive, the first a 22-yard pickup on a pass over the middle and the second a 30-yard gain out of the slot as he got past Slay to make the catch down the sideline to the Detroit 9.

► **Vs. San Francisco (Oct. 15):** Started and played 63 of 71 snaps, leading the team with a season-high 10 receptions for 132 yards (13.2 avg.) and two TDs, the third time in his career that he posted 10-plus catches and two-plus receiving TDs in a game as he matches WR Don Hutson (three) for the most in team annals...Is the only player in the league to record 10-plus catches and two-plus receiving TDs in a game each of the past three seasons (2016-18)...Late in the first quarter, found an opening in the middle of the end zone in front of DB Adrian Colbert to haul in a 9-yard TD pass from Rodgers...With the Packers trailing, 30-23, with three minutes to go in the game, got behind LB Reuben Foster to make a 38-yard catch over the middle down to the San Francisco 20...Three plays later, made a leaping catch behind DB Greg Mabin for the 16-yard TD as the Packers tied the game with 1:55 remaining...On the Packers' game-winning drive, helped set up K Mason Crosby's 29-yard FG by beating Mabin off the line and then hauling in a 19-yard pass from Rodgers down the sideline to the San Francisco 9...Posted four catches for 81 yards (20.2 avg.) in the final three minutes of the game.

► **At L.A. Rams (Oct. 28):** Led the team with 133 receiving yards on five receptions (26.6 avg.)...Joined WR James Lofton (1984) as the only players in team history to record 130-plus receiving yards in three consecutive games, and became the first Packer since WR Greg Jennings in 2010 to register three straight 100-yard receiving outings...Is the first NFL player with a streak of three straight games with 130-plus receiving yards since Giants WR Odell Beckham Jr. in 2015 (Nov. 29-Dec. 14)...Set a career high (min. four receptions) with his average of 26.6 yards per catch, highlighted by a pair of 40-plus-yard receptions, the first time in his career that he posted two catches of 40-plus yards in a game...In the first quarter, beat CB Marcus Peters down the left sideline on a stutter-and-go route for 48 yards to the Rams' 22...Late in the third quarter, made a leaping grab of a deep pass down the middle from Rodgers with Peters in coverage for a 41-yard pickup to the Los Angeles 33...On the Packers' go-ahead drive in the fourth quarter, had catches of 15 and 20 yards.

► **At New England (Nov. 4):** Led the team with six receptions for 40 yards (6.7 avg.) and a TD, his 10th straight game with five-plus catches, the third-longest streak in team history behind only Sharpe (18 games in 1993-94, 13 games in 1992-93)...With just under five minutes remaining in the first half, got in front of CB Jonathan Jones in the end zone on third-and-goal from the 2 to make the TD catch.

►**Vs. Miami (Nov. 11):** Matched his career high (six previous times) with two TD catches as part of a four-catch, 57-yard (14.3 avg.) effort...On Green Bay's opening drive, beat CB Bobby McCain on a slant for a 7-yard TD...In the second quarter on a third-and-9, freed himself from CB Xavier Howard to make a 19-yard catch near the sideline...Midway through the third quarter, found an opening to make a catch near the Miami 5 before easily taking it in for a 25-yard TD.

►**At Seattle (Nov. 15):** Led the team with a career-high 166 yards receiving on 10 receptions (16.6 avg.), his sixth career game with 10-plus catches, the third most in team history behind only Sharpe and Donald Driver (seven each)...Became the seventh Packer since 1950 to have 10-plus receptions for 165-plus receiving yards in a game...Posted two catches of 40-plus yards for just the second time in his career (Week 8 at L.A. Rams)...On Green Bay's second drive, beat CB Tre Flowers down the left sideline for a 41-yard catch to the Seattle 36...Early in the fourth quarter, beat CB Shaquill Griffin for a 57-yard catch to the Seattle 17, hauling in the pass with his right hand as Griffin held his left arm.

►**At Minnesota (Nov. 25):** Started and played all 53 snaps, leading the team with five receptions for 69 yards (13.8 avg.) and a TD as he went over the 1,000-yard receiving mark on the season for the first time in his career...On Green Bay's second series, beat CB Xavier Rhodes to make a back-shoulder catch at the Minnesota 5 before taking it in for the 15-yard TD...Late in the fourth quarter, beat Rhodes down the right sideline for a 36-yard reception to the Minnesota 29.

►**Vs. Arizona (Dec. 2):** Started and played 72 of 76 snaps, tying for the team lead with eight receptions for a team-best 93 yards (11.6 avg.) and a TD...Early in the second quarter on a fourth-and-4 at the Arizona 13, made a move to free himself from S Budda Baker, catching the pass from Rodgers in the back of the end zone and getting both feet down for the score.

►**Vs. Atlanta (Dec. 9):** Started and played 56 of 65 snaps, pacing the team with seven receptions for a team-high 81 yards (11.6 avg.) and a TD...Capped off Green Bay's opening drive with a 7-yard TD catch, his third straight game with a TD reception...Had three receptions for 41 yards (13.7 avg.) on third down, with two of the catches picking up first downs.

►**At Chicago (Dec. 16):** Started and played 64 of 68 snaps, leading the team with eight receptions for 119 yards (14.9 avg.), his career-best fifth 100-yard receiving game of the season...Registered six receptions for 100 yards (16.7 avg.) in the second half, his most ever in a second half, including three catches of 20-plus yards (28, 23, 23)...On a third-and-8 play in the third quarter, made a leaping sideline grab over CB Prince Amukamara, tapping both feet in bounds for the 28-yard gain to the Chicago 20 to help set up RB Jamaal Williams' 10-yard TD run two plays later...Following Williams' TD, found an opening on a slant to make a catch over the middle for a two-point conversion to even the game at 14...Converted a fourth-and-6 on Green Bay's final drive, coming across the field to make a 23-yard reception to the Chicago 32.

90 Montravius Adams, DL, 2nd Year, Auburn

- Saw action in seven games as a rookie in 2017, recording five tackles (one solo) and a quarterback hit.
- After a foot injury sidelined him for most of training camp and the first two regular-season games, made professional debut in Week 3 vs. Cincinnati.
- Earned first-team All-Southeastern Conference honors from *The Associated Press* as a senior in 2016 after recording 44 tackles (26 solo), 8½ tackles for a loss, 4½ sacks, a forced fumble, two fumble recoveries (one for a TD) and an interception.

2018 SEASON: Has played in all 14 games, seeing action on defense and special teams...Has posted 17 tackles (11 solo), 1.5 sacks, two tackles for a loss and a QB pressure.

►**Vs. Chicago (Sept. 9):** Appeared on two plays on defense and posted a solo tackle.

►**Vs. Minnesota (Sept. 16):** Played six snaps on defense.

►**At Washington (Sept. 23):** Appeared on five plays on defense and

two on special teams...Registered an assisted tackle on defense.

►**Vs. Buffalo (Sept. 30):** Played five snaps on defense.

►**At Detroit (Oct. 7):** Appeared on one snap on defense and six on special teams.

►**Vs. San Francisco (Oct. 15):** Played two snaps on defense and 13 on special teams.

►**At L.A. Rams (Oct. 28):** Appeared on five plays on defense and three on special teams.

►**At New England (Nov. 4):** Played 13 snaps on defense and five on special teams...Registered an assisted tackle on defense.

►**Vs. Miami (Nov. 11):** Played 12 snaps on defense and recorded his first career sack when he brought down QB Brock Osweiler for a 2-yard loss in the fourth quarter...Blew by G Jesse Davis to get to Osweiler for the sack, part of a stretch that saw the Packers register three sacks over a four-play span...Finished with two tackles (one solo).

►**At Seattle (Nov. 15):** Appeared on 23 plays on defense and five on special teams...Posted two tackles (one solo) and a QB pressure.

►**At Minnesota (Nov. 25):** Played 19 snaps on defense and six on special teams...Posted three tackles (all solo), including a tackle for a loss...On a third-and-1 at the Green Bay 29 in the second quarter, brought down RB Latavius Murray for a 1-yard loss on a run up the middle as the Packers forced the Vikings to settle for a FG attempt, a 48-yarder that K Dan Bailey missed wide left.

►**Vs. Arizona (Dec. 2):** Appeared on 15 plays and posted a solo tackle.

►**Vs. Atlanta (Dec. 9):** Played 12 snaps on defense and 10 on special teams...Registered a solo tackle on defense.

►**At Chicago (Dec. 16):** Appeared on 16 plays on defense, posting three tackles (all solo), two tackles for a loss and a half-sack...Late in the third quarter, shared a sack of QB Mitchell Trubisky with LB Kyler Fackrell at the Chicago 39...Shed a block by RG Bryan Witzmann to get to Trubisky for the 3-yard sack as Trubisky also fumbled on the play (forced by Fackrell), one that was recovered by Bears G James Daniels at the Chicago 36.

23 Jaire Alexander, CB, Rookie, Louisville

- Played in 31 games with 19 starts during his three seasons at Louisville and registered 77 tackles (58 solo), two tackles for a loss, seven interceptions, 22 passes defended, a forced fumble and a fumble recovery.
- Posted a 9.9-yard average on 44 punt returns during his collegiate career, highlighted by a 10.5-yard average on 20 returns as a sophomore in '16 that included a 69-yard touchdown return vs. Florida State (Sept. 17).
- Earned second-team All-Atlantic Coast Conference recognition as a sophomore in 2016 after posting a team-high five interceptions (tied for No. 11 in the country) along with a career-best 39 tackles (31 solo) and 14 passes defended.

2018 SEASON: Has appeared in 12 games with 10 starts and ranks No. 3 on the team with 71 tackles (57 solo)...Has added a half-sack, three tackles for a loss, an interception, a team-high 15 passes defended and a QB pressure...Has registered two tackles on special teams and has returned two punts for 25 yards (12.5 avg.).

►**Vs. Chicago (Sept. 9):** Played 49 snaps on defense and 10 on special teams in his NFL debut, finishing with three tackles (all solo) and a pass defended.

►**Vs. Minnesota (Sept. 16):** Appeared on 56 snaps on defense and 16 on special teams, leading the team with 10 tackles (seven solo)...Added a tackle for a loss, a half-sack and a QB pressure...Midway through the first quarter on a third-and-10, came on a blitz from the slot and shook off a block from RB Dalvin Cook for a shared 6-yard sack of QB Kirk Cousins with LB Reggie Gilbert to force a punt...In overtime, drilled WR Stefon Diggs for a 1-yard loss on a pass in the flat on second-and-2...Also posted a tackle on kickoff coverage.

►**At Washington (Sept. 23):** Made his first NFL start, opening at CB in place of an injured Kevin King (groin), and appeared on 57 of 61 snaps...Was tied for third on the team with seven tackles (five solo)...Midway through the third quarter, came up to wrap up RB Chris Thompson for no

gain on a short pass from QB Alex Smith on third-and-5...Added a tackle on special teams.

►**Vs. Buffalo (Sept. 30):** Started for the second straight week in place of an injured King, appearing on 37 snaps and posting two tackles (both assisted), an interception and a career-high two passes defended...Late in the first half, posted his first career interception when he picked off a deep pass from QB Josh Allen intended for WR Zay Jones in the end zone, returning the pick 27 yards out to the Green Bay 26.

►**At Detroit (Oct. 7):** Inactive (groin).

►**Vs. San Francisco (Oct. 15):** Inactive (groin).

►**At L.A. Rams (Oct. 28):** Started and played all 78 snaps, finishing with eight tackles (seven solo) and a career-high five passes defended, the most by a Green Bay defender this season...Midway through the second quarter, jumped with WR Brandin Cooks to make a leaping breakup in the end zone on a deep pass from QB Jared Goff...Broke up two passes on the next series, including one over the middle intended for WR Robert Woods on third-and-10 to force a Los Angeles punt...Midway through the third quarter, got his left hand in to break up Goff's pass over the middle intended for WR Nick Williams...With under five minutes remaining in the fourth quarter, made a leaping deflection of a pass intended for Cooks near the sideline.

►**At New England (Nov. 4):** Started and played all 71 snaps, one of only two players on defense to do so for Green Bay (CB/S Tramon Williams)...Registered five tackles (four solo) and two passes defended.

►**Vs. Miami (Nov. 11):** Started and played 59 of 68 snaps, finishing with five tackles (all solo) and a pass defended...Late in the first quarter with the Dolphins driving, broke up a short pass from QB Brock Osweiler intended for WR DeVante Parker near the Green Bay 8...Departed the game late in the fourth quarter (concussion evaluation).

►**At Seattle (Nov. 15):** Started and played 69 of 70 snaps, recording six tackles (all solo).

►**At Minnesota (Nov. 25):** Started and played all 70 snaps, finishing with eight tackles (six solo), a tackle for a loss and a pass defended...On Minnesota's second drive, drilled WR Adam Thielen into WR Stefon Diggs, who made the catch on a screen but was driven back several yards, before Alexander chased him down at the Minnesota 14 for a 10-yard loss.

►**Vs. Arizona (Dec. 2):** Started and played all 62 snaps, one of three Green Bay defenders to do so, and registered a solo tackle and a pass defended...On Arizona's final drive, broke up a pass from QB Josh Rosen to WR Larry Fitzgerald near the sideline on third-and-2 to force the Cardinals to settle for a field goal...Posted the first punt returns of his career, picking up 25 yards on two returns (12.5 avg.), including a 24-yarder early in the second quarter that was Green Bay's longest punt return of the season.

►**Vs. Atlanta (Dec. 9):** Started and played all 71 snaps, recording a career-high 12 tackles (10 solo), a tackle for a loss and a pass defended...Late in the fourth quarter, came on a blitz and got his hands up to break up QB Matt Ryan's pass at the line intended for RB Ito Smith...On the next play, came up to bring down Smith for no gain after he made a catch on a swing pass.

►**At Chicago (Dec. 16):** Started and played all 60 snaps, registering four tackles (three solo) and a pass defended.

81 Geronimo Allison, WR, 3rd Year, Illinois

• Led the team with a career-high 122 receiving yards on a career-best six catches (20.3 avg.) last season in Week 3 vs. Cincinnati, highlighted by his career-long 72-yard grab in overtime that set up K Mason Crosby's game-winning 27-yard FG.

• Appeared in a career-best 15 games with two starts in 2017 and posted a career-high 23 receptions for 253 yards (11.0 avg.).

• Played in 10 games with two starts as a rookie in 2016, posting 12 catches for 202 yards (16.8 avg.) and two TDs. Started as the third WR in the final two regular-season games, posting eight catches for 157 yards (19.6 avg.) and a TD, with all eight receptions going for first downs.

2018 SEASON: Played in five games with four starts and posted 20 receptions for 303 yards (15.2 avg.) and two TDs...Blocked a punt that was

recovered for a TD in Week 2...Was placed on injured reserve on Nov. 6.

►**Vs. Chicago (Sept. 9):** Started as the third WR and played 42 snaps...Finished with five receptions for 69 yards (13.8 avg.), highlighted by a 39-yard TD catch early in the fourth quarter, the longest TD of his pro career to that point...Made a diving catch near the right corner of the end zone with CB Kyle Fuller in tight coverage for the score.

►**Vs. Minnesota (Sept. 16):** Started as the third WR and matched his career high with six receptions for 64 yards (10.7 avg.)...Midway through the first quarter, came off the left end up the middle to block P Matt Wile's punt with his right hand...The ball hung in the air after it was blocked and then was caught by CB Josh Jackson in the end zone for the TD, the first blocked punt for a TD by the Packers since Oct. 28, 2012, vs. Jacksonville (blocked by CB Davon House, recovered by LB Dezman Moses).

►**At Washington (Sept. 23):** Started as the third WR and played 52 of 69 snaps, finishing with two receptions for 76 yards (38.0 avg.) and a TD...With just over two minutes remaining in the first half, made an inside move to fake S D.J. Swearinger Sr. before streaking down the middle of the field to haul in a deep pass from Rodgers for the 64-yard TD.

►**Vs. Buffalo (Sept. 30):** Started and played 56 snaps, hauling in six passes for 80 yards (13.3 avg.)...Posted a 27-yard catch midway through the third quarter, coming across the field to free himself from CB Ryan Lewis to make the grab and take it to the Buffalo 43...Left the game late in the third quarter (concussion).

►**At Detroit (Oct. 7):** Inactive (concussion/hamstring).

►**Vs. San Francisco (Oct. 15):** Inactive (hamstring).

►**At L.A. Rams (Oct. 28):** Returned to action after missing two games, appearing on 30 snaps and posting a 14-yard reception.

►**At New England (Nov. 4):** Inactive (hamstring/groin).

69 David Bakhtiari, T, 6th Year, Colorado

• Earned second-team All-Pro honors from *The Associated Press* both of the last two seasons, becoming only the second offensive tackle in team history (Forrest Gregg; 1959-60, 1962-67) to earn AP All-Pro recognition in consecutive seasons.

• Has started all 88 regular-season games he has appeared in at LT since entering the league in 2013.

• Started all 12 games he played in at LT in 2017, helping Green Bay rank No. 3 in the NFL in red-zone scoring (61.9 percent) and No. 5 in rushing yards per carry (4.47 avg.).

• Was selected to his first career Pro Bowl in 2016, having initially been named a first alternate before being selected as an injury replacement for Eagles T Jason Peters.

2018 SEASON: Has started all 14 games at LT...Has helped the Packers rank No. 3 in the NFL in yards per carry (4.98), No. 1 in rushing first-down percentage (28.7), No. 11 in total offense (370.7 ypg) and No. 9 in net passing yards (264.0 ypg)...Has helped block for an offense that has produced a single-season franchise-record six games with 100-plus rushing yards on 25 or fewer attempts, tied with Miami for the most in the league this season.

►**Vs. Chicago (Sept. 9):** Started at LT and played all 60 snaps, helping to protect QB Aaron Rodgers as he connected on 20 of 30 passes (66.7 percent) for 286 yards and three TDs with no INTs for a 130.7 passer rating...Part of a line that did not allow a sack in the second half.

►**Vs. Minnesota (Sept. 16):** Started at LT and appeared on all 77 snaps, blocking for Rodgers as he completed 30 of 42 passes (71.4 percent) for 281 yards and a TD with no INTs for a 97.4 rating.

►**At Washington (Sept. 23):** Started at LT and played all 69 snaps, helping the Packers rush for 100 yards on just 17 carries (5.9 avg.), the fewest attempts by Green Bay in a 100-yard rushing game since Oct. 18, 2015, vs. San Diego (17-133)...Blocked for Rodgers as he posted his third straight game without an INT (27 of 44, 265 yards, two TDs, 93.5 rating).

►**Vs. Buffalo (Sept. 30):** Started at LT and played all 76 snaps, helping the offense register 423 yards of offense, including 141 yards on 32 carries (4.4 avg.)...Helped the Packers convert 11 of 19 third downs (57.9 pct.), with the 11 conversions the most by the team since Oct. 27, 2013

(13 at Minnesota).

► **At Detroit (Oct. 7):** Started at LT and played all 81 snaps, helping the offense rack up 521 yards of offense, the most by the Packers since Sept. 15, 2013, vs. Washington (580 yards)...Protected Rodgers as he threw for 442 yards, the third most in a game in franchise history, and three TDs on 32-of-52 passing.

► **Vs. San Francisco (Oct. 15):** Started at LT and played all 71 snaps, blocking for Rodgers as he became the first QB in NFL history to record back-to-back 400-yard passing games with no INTs (425 yards and two TDs on 25-of-46 passing)...Helped the Packers rack up 521 yards of offense, just the second time in franchise history (also 1983) that the team registered back-to-back 500-yard games.

► **At L.A. Rams (Oct. 28):** Started at LT and played all 52 snaps, helping to protect Rodgers as he connected on 18 of 30 passes for 286 yards and one TD with no INTs, his third straight game without an INT...Helped Green Bay rush for 106 yards and two TDs on 19 carries (5.6 avg.), highlighted by 86 yards and a TD on 12 carries (7.2 avg.) from RB Aaron Jones.

► **At New England (Nov. 4):** Started at LT and played all 74 snaps, helping the offense rush for 117 yards on 25 carries (4.7 avg.)...Protected Rodgers as he posted his fourth straight zero-INT game (24 of 43, 259 yards, two TDs, 89.2 rating) and brought his streak of consecutive attempts without an INT to 200...Part of a line that allowed just one sack on the evening.

► **Vs. Miami (Nov. 11):** Started at LT and played all 57 snaps, helping clear the way for the offense to rush for a season-high 195 yards and two TDs on just 25 carries (7.8 avg.)...It marked just the third time since the 1970 AFL-NFL merger that the Packers recorded 195-plus rushing yards on 25 or fewer carries (at St. Louis Cardinals, Sept. 29, 1985; at Chicago, Dec. 18, 2016)...Helped the Packers post their franchise-record fourth straight outing with 100-plus rushing yards and 25 or fewer carries, just the third time since the merger that a team has accomplished that feat (Miami Dolphins, 2007; Dallas Cowboys, 2015-16)...Blocked for Jones as he racked up a career-high 145 yards and a career-best two rushing TDs on only 15 carries (9.7 avg.), just the sixth Packer since 1950 to rush for 145-plus yards on 15 or fewer carries and the first since Ahman Green (15-163) vs. Dallas on Oct. 24, 2004.

► **At Seattle (Nov. 15):** Started and played all 49 snaps, protecting Rodgers as he threw for 332 yards and two TDs on 21-of-30 passing for a 128.8 rating, his sixth straight game with no interceptions.

► **At Minnesota (Nov. 25):** Started at LT and played 43 of 53 snaps, missing 10 plays in the second half due to a knee injury...Blocked for Rodgers as he posted his seventh straight game (min. 15 att.) without an INT, tied for the longest streak in team history (Rodgers, 2016).

► **Vs. Arizona (Dec. 2):** Started at LT and played all 76 snaps, protecting Rodgers as he set a franchise record with his eighth straight zero-INT game (min. 15 att.) and brought his streak of consecutive attempts without an INT to 336, surpassing QB Bart Starr's mark (294 in 1964-65) for the longest streak in team annals and moving him into the No. 2 spot in league history behind only Tom Brady (358 in 2010-11)...Part of a line that allowed just one sack on the afternoon.

► **Vs. Atlanta (Dec. 9):** Started at LT and played 64 of 65 snaps (not on field for final kneelown)...Protected Rodgers as he posted his ninth straight zero-INT game (tied for No. 2 in NFL history) and brought his streak of consecutive attempts without an INT to 368, a new NFL record as he moved past Brady (358)...Helped the Packers rush for 138 yards and a TD on 25 attempts (5.5 avg.).

► **At Chicago (Dec. 16):** Started at LT and appeared on all 68 snaps, blocking for Rodgers as he completed 25 of 42 passes for 274 yards.

74 Byron Bell, T/G, 8th Year, New Mexico

• Has played in 102 career games with 83 starts during the regular season and started all three postseason games he appeared in.

• Has experience at numerous positions on the offensive line, making starts in the NFL at right tackle (48), left tackle (18), right guard (10) and left guard (seven).

• In the first six seasons he played in (missed 2016 due to injury), has been part of teams that have finished in the top 11 in rushing yards per game five times (2017: No. 2 / 2014: No. 7 / 2013: No. 11 / 2012: No. 9 / 2011: No. 3).

• Originally signed as an undrafted rookie free agent out of New Mexico by Carolina in 2011. After four seasons (2011-14) with the Panthers, spent two years with the Tennessee Titans (2015-16) and a season with the Dallas Cowboys (2017).

2018 SEASON: Appeared in 12 games with nine starts at RG...Was placed on injured reserve (knee) on Dec. 12...Has helped the Packers rank No. 3 in the NFL in yards per carry (4.98), No. 1 in rushing first-down percentage (28.7), No. 11 in total offense (370.7 ypg) and No. 9 in net passing yards (264.0 ypg)...Has helped block for an offense that has produced a single-season franchise-record six games with 100-plus rushing yards on 25 or fewer attempts, tied with Miami for the most in the league this season.

► **Vs. Chicago (Sept. 9):** Appeared on four plays on special teams in his Green Bay debut.

► **Vs. Minnesota (Sept. 16):** Played eight snaps on special teams.

► **At Washington (Sept. 23):** Saw his first action from scrimmage as a Packer, playing the final seven offensive snaps at RG in place of an injured Justin McCray (shoulder).

► **Vs. Buffalo (Sept. 30):** Made his first start in a Green Bay uniform, opening at RG in place of an injured Justin McCray (shoulder) and appearing on all 76 snaps...Helped the offense register a season-high 423 yards of offense, including a season-best 141 yards on 32 carries (4.4 avg.)...Helped the Packers convert 11 of 19 third downs (57.9 pct.), with the 11 conversions the most by the team since Oct. 27, 2013 (13 at Minnesota).

► **At Detroit (Oct. 7):** Started for the second straight week at RG in place of McCray and played all 81 snaps...Helped the offense rack up 521 yards of offense, the most by the Packers since Sept. 15, 2013, vs. Washington (580 yards)...Protected QB Aaron Rodgers as he threw for 442 yards, the third most in a game in franchise history, and three TDs on 32-of-52 passing.

► **Vs. San Francisco (Oct. 15):** Started at RG for the third straight week...Played 67 of 71 snaps on the evening, with 55 of them coming at RG and 12 at RT when he filled in for an injured Bryan Bulaga (shoulder) in the second half...Left the game briefly late in the first quarter due to an injury of his own, but returned after missing four snaps...Blocked for Rodgers as he became the first QB in NFL history to record back-to-back 400-yard passing games with no INTs (425 yards and two TDs on 25-of-46 passing)...Helped the Packers rack up 521 yards of offense, just the second time in franchise history (also 1983) that the team registered back-to-back 500-yard games.

► **At L.A. Rams (Oct. 28):** Started at RG and played all 52 snaps, helping to protect Rodgers as he connected on 18 of 30 passes for 286 yards and one TD with no INTs, his third straight game without an INT...Helped Green Bay rush for 106 yards and two TDs on 19 carries (5.6 avg.), highlighted by 86 yards and a TD on 12 carries (7.2 avg.) from RB Aaron Jones.

► **At New England (Nov. 4):** Started at RG and played all 74 snaps, helping the offense rush for 117 yards on 25 carries (4.7 avg.)...Protected Rodgers as he posted his fourth straight zero-INT game (24 of 43, 259 yards, two TDs, 89.2 rating) and brought his streak of consecutive attempts without an INT to 200...Part of a line that allowed just one sack on the evening.

► **Vs. Miami (Nov. 11):** Started at RG and played all 57 snaps, helping clear the way for the offense to rush for a season-high 195 yards and two TDs on just 25 carries (7.8 avg.)...It marked just the third time since the 1970 AFL-NFL merger that the Packers recorded 195-plus rushing yards on 25 or fewer carries (at St. Louis Cardinals, Sept. 29, 1985; at Chicago, Dec. 18, 2016)...Helped the Packers post their franchise-record fourth straight outing with 100-plus rushing yards and 25 or fewer carries, just the third time since the merger that a team has accomplished that feat (Miami Dolphins, 2007; Dallas Cowboys, 2015-16)...Blocked for Jones as he racked up a career-high 145 yards and a career-best two rushing TDs

on only 15 carries (9.7 avg.), just the sixth Packer since 1950 to rush for 145-plus yards on 15 or fewer carries and the first since Ahman Green (15-163) vs. Dallas on Oct. 24, 2004.

►**At Seattle (Nov. 15):** Started and played all 49 snaps, protecting Rodgers as he threw for 332 yards and two TDs on 21-of-30 passing for a 128.8 rating, his sixth straight game with no interceptions.

►**At Minnesota (Nov. 25):** Started at RG and played 48 of 50 snaps, missing two plays in the second quarter after his shoe came off...Blocked for Rodgers as he posted his seventh straight game (min. 15 att.) without an INT, tied for the longest streak in team history (Rodgers, 2016).

►**Vs. Arizona (Dec. 2):** Started at RG, but left the game in the first quarter after just 13 snaps (knee) and did not return.

►**Vs. Atlanta (Dec. 9):** Inactive (knee).

8 Tim Boyle, QB, Rookie, Eastern Kentucky

- Started 19 of 36 games played over four seasons at Eastern Kentucky (2017) and Connecticut (2013-15), finishing his career with 3,371 yards and 12 TDs on 334-of-602 passing (55.4 pct.) with 26 interceptions...

- Started all 11 games as a redshirt senior at Eastern Kentucky in 2017, finishing with 201 completions on 327 attempts (61.4 pct.) for 2,134 yards and 11 TDs. Led the Ohio Valley Conference with 2,134 passing yards, good for No. 5 in a single season in school history.

2018 SEASON: Dressed, but did not play, in one game and has been inactive for the other 13 contests.

►**Vs. Chicago (Sept. 9):** Was inactive as the third QB.

►**Vs. Minnesota (Sept. 16):** Dressed, but did not see any action as the third QB.

►**At Washington (Sept. 23) – At Chicago (Dec. 16):** Was inactive as the third QB.

43 Hunter Bradley, LS, Rookie, Mississippi State

- Played in 41 career games, serving as the primary long snapper for Mississippi State since Week 2 of the 2015 season.

- Participated in the 2018 East-West Shrine Game.

- Entered college as a tight end, but suffered two knee injuries in his first two years and moved to long snapper.

2018 SEASON: Has handled snapping duties in all 14 games and has one tackle on special teams.

►**Vs. Chicago (Sept. 9):** Handled snapping duties for all punts and placements in his pro debut...Added a tackle in punt coverage.

►**Vs. Minnesota (Sept. 16):** Snapped for K Mason Crosby's five field goals, which tied a single-game team record, as well as his two extra points as Crosby finished with a career-high 17 points...Also snapped for JK Scott's five punts (51.8-yard gross average, 45.2-yard net average).

►**At Washington (Sept. 23):** Snapped for Crosby's 41-yard FG and for Scott's five punts (46.4-yard gross average, 44.6-yard net average).

►**Vs. Buffalo (Sept. 30):** Snapped for Crosby's three field goals (52, 36, 52) and Scott's four punts (42.8-yard gross average, 38.0-yard net average).

►**At Detroit (Oct. 7):** Handled snapping duties for field goals and extra points, with the Packers not punting in a game for the first time since Oct. 26, 2014, at New Orleans.

►**Vs. San Francisco (Oct. 15):** Snapped for Crosby's seven kicks (four FGs, three extra points), including his game-winning 27-yarder as time expired, and Scott's four punts.

►**At L.A. Rams (Oct. 28):** Handled snapping duties for Crosby's two FGs (41, 53) and Scott's five punts.

►**At New England (Nov. 4):** Snapped for Crosby's lone field goal (29 yards) and Scott's five punts (42.0-yard gross avg., 42.0-yard net avg.).

►**Vs. Miami (Nov. 11):** Snapped for Crosby's one field goal (38 yards) and Scott's two punts.

►**At Seattle (Nov. 15):** Handled snapping duties for Scott's six punts (47.3-yard gross average, 44.0-yard net average) and Crosby's 36-yard FG.

►**At Minnesota (Nov. 25):** Snapped for Crosby's lone FG (38 yards) and Scott's six punts (46.0-yard gross average, 39.3-yard net average,

career-high three inside the 20).

►**Vs. Arizona (Dec. 2):** Snapped for Scott's seven punts (48.4-yard gross average, 40.7-yard net average) and Crosby's 32-yard FG.

►**Vs. Atlanta (Dec. 9):** Handled snapping duties for Crosby's two field goals (50, 48) and Scott's four punts (42.3-yard gross average, 38.8-yard net average).

►**At Chicago (Dec. 16):** Snapped for Crosby's three field goals (41, 43, 45) and Scott's five punts (41.6-yard gross average, 31.0-yard net average).

26 Bashaud Breeland, CB, 5th Year, Clemson

- Played in 60 games with 57 starts for the Washington Redskins in his first four seasons in the league (2014-17), posting 267 tackles (210 solo), eight interceptions, 60 passes defended, seven forced fumbles, two fumble recoveries and a sack.

- According to Sportradar, ranked No. 1 in the NFL among cornerbacks with seven forced fumbles from 2014-16. Also became the first member of the Redskins since CB Fred Smoot (2001-02) to open a career with multiple INTs in three straight seasons.

- Was drafted by Washington in the fourth round (No. 102 overall) of the 2014 NFL Draft. Started 15 games as a rookie, the third most by a rookie CB in team history behind only Champ Bailey (16 in 1999) and Darrell Green (16 in 1983).

2018 SEASON: Has played in five games with four starts and has registered 16 tackles (12 solo), a tackle for a loss, two interceptions (one returned for a TD) and six passes defended...Has also returned three kick-offs for 62 yards (20.7 avg.)...Has been inactive for six games...Signed with the Packers as a free agent on Sept. 26.

►**Vs. Buffalo (Sept. 30):** Inactive (healthy scratch).

►**At Detroit (Oct. 7):** Inactive (hamstring).

►**Vs. San Francisco (Oct. 15):** Inactive (hamstring).

►**At L.A. Rams (Oct. 28):** Inactive (healthy scratch).

►**At New England (Nov. 4):** Saw his first action in a Green Bay uniform, starting as the third CB as the defense opened in nickel...Played 68 of 71 snaps and was tied for the team lead with eight tackles (five solo) and a pass defended...Also handled kickoff-return duties, posting two returns for 43 yards (21.5 avg.).

►**Vs. Miami (Nov. 11):** Started in the slot and appeared on 50 of 68 snaps, posting two solo tackles and his first interception in a Green Bay uniform...Midway through the third quarter, came underneath to pick off QB Brock Osweiler's pass intended for WR Danny Amendola near the left sideline, taking the interception down the sideline for 26 yards to the Miami 12 to set up a Green Bay TD...Left the game in the fourth quarter due to a groin injury.

►**At Seattle (Nov. 15):** Started in the slot, but was limited to just 20 snaps on the evening after aggravating a groin injury...Finished with three tackles (all solo) and a pass defended, breaking up a pass from QB Russell Wilson intended for WR Doug Baldwin near the sideline late in the first quarter.

►**At Minnesota (Nov. 25):** Inactive (groin).

►**Vs. Arizona (Dec. 2):** Inactive (groin).

►**Vs. Atlanta (Dec. 9):** Appeared on 23 plays on defense...With just over six minutes remaining in the second quarter, undercut TE Austin Hooper to intercept Matt Ryan's pass intended for him near the sideline, taking it 22 yards down the sideline for the TD, the second INT return TD of his career...Became the first Packer with an interception return for a TD since CB Damarious Randall (21 yards) at Dallas on Oct. 8, 2017...Posted a fumble recovery in the fourth quarter, diving on the ball after C Alex Mack's shotgun snap went off of WR Mohamed Sanu as he went in motion, giving Green Bay the ball at its own 7...Became just the third Packer since the 1970 AFL-NFL merger to record an INT return for a TD and a fumble recovery in the same game (S Marques Anderson, at Detroit, Sept. 22, 2002; CB Charles Woodson, at Detroit, Nov. 26, 2009)...Added a solo tackle and two passes defended.

►**At Chicago (Dec. 16):** Started as the slot CB and played 53 of 60 snaps, finishing with two tackles (one solo), a tackle for a loss and a pass

defended...Early in the second quarter, drilled RB Tarik Cohen in the back-field to bring him down for a 3-yard loss on a first-down run...Late in the third quarter, broke up a short pass from QB Mitchell Trubisky intended for TE Trey Burton.

29 Kentrell Brice, S, 3rd Year, Louisiana Tech

- Started a career-best three games in 2017 and set career highs in tackles (24), solo tackles (21), interceptions (one) and passes defended (four) despite only playing in six contests before being placed on injured reserve with an ankle injury on Nov. 3.

- Was one of five rookie free agents to make Green Bay's Week 1 roster and joined S Marwin Evans as the only rookie free agents to play in all 16 regular-season games and three postseason contests for the Packers in 2016.

- Started one of 16 games played as a rookie, recording 15 tackles (all solo), a pass defended and a fumble recovery.

2018 SEASON: Has played in 12 games with 11 starts and has recorded 51 tackles (36 solo), a sack, a tackle for a loss and three passes defended... Has been inactive for two games due to injury.

►**Vs. Chicago (Sept. 9):** Started and was one of five Green Bay defenders to appear on all 70 snaps...Led the team with a career-high 12 tackles (nine solo) and added a pass defended...Posted his first career sack, chasing QB Mitchell Trubisky out of bounds for a zero-yard sack late in the first quarter.

►**Vs. Minnesota (Sept. 16):** Started and was one of four defensive players to play all 73 snaps...Registered seven tackles (five solo).

►**At Washington (Sept. 23):** Started, one of three defensive players to appear on all 61 snaps for Green Bay...Finished with four tackles (three solo).

►**Vs. Buffalo (Sept. 30):** Was one of four defensive players to play all 58 snaps, recording three tackles (two solo).

►**At Detroit (Oct. 7):** Started and played 61 of 62 snaps, posting five tackles (three solo) and a pass defended...Midway through the second quarter, broke up a short pass from QB Matthew Stafford intended for TE Levine Toilolo.

►**Vs. San Francisco (Oct. 15):** Started and played all 57 snaps, finishing with six tackles (three solo).

►**At L.A. Rams (Oct. 28):** Started and played 66 of 78 snaps, posting four tackles (two solo) and a pass defended...Broke up a short pass from QB Jared Goff intended for WR Josh Reynolds in the second quarter.

►**At New England (Nov. 4):** Started, but was limited to just 23 snaps after sustaining a knee injury on the first series of the third quarter... Recorded two tackles (one solo).

►**Vs. Miami (Nov. 11):** Started, but was limited to only 13 snaps after departing the game late in the first quarter due to an ankle injury... Registered two tackles (both solo) before sustaining the injury.

►**At Seattle (Nov. 15):** Inactive (ankle).

►**At Minnesota (Nov. 25):** Started, but was limited to 24 snaps of action due to an ankle injury sustained in the first quarter and a concussion in the third quarter...Registered a solo tackle.

►**Vs. Arizona (Dec. 2):** Inactive (ankle/concussion).

►**Vs. Atlanta (Dec. 9):** Appeared on 65 of 71 defensive plays and posted three tackles (all solo).

►**At Chicago (Dec. 16):** Played 18 snaps on defense and seven on special teams, recording two tackles (both solo) on defense.

98 Fadol Brown, DL, 1st Year, Mississippi

- Entered the NFL as an undrafted free agent with the Oakland Raiders in May 2017. Spent the entire 2017 season on Oakland's practice squad.

- Appeared in eight games for the Raiders this season, recording 17 tackles (14 solo) and a pass defended.

2018 SEASON: Has appeared in two games, seeing limited action on defense and special teams...Has posted two tackles (both solo) on defense and one tackle on special teams...Was claimed off waivers from Oakland on Dec. 5...Played in eight games for the Raiders.

►**Vs. Atlanta (Dec. 9):** Played one snap on defense and six on special teams in his Green Bay debut.

►**At Chicago (Dec. 16):** Appeared on 12 plays on defense and nine on special teams...Finished with two tackles (both solo) on defense, including a stop of RB Taquan Mizzell Sr. for just a 1-yard gain on a run to the left on third-and-3 midway through the third quarter...On the next play, knifed through Chicago's line to tackle RB Benny Cunningham for a 1-yard loss as he took a direct snap from LS Patrick Scales on the fake punt, giving Green Bay the ball at midfield.

28 Tony Brown, CB, Rookie, Alabama

- Spent the first three weeks of the season on Green Bay's practice squad after signing with the Packers on Sept. 3. Entered the NFL as an undrafted free agent with the Los Angeles Chargers on May 11.

- Played in 51 games during his four seasons at Alabama, posting 89 tackles (58 solo), 4.5 tackles for a loss, seven passes defended, three interceptions, a half-sack and a forced fumble.

2018 SEASON: Has appeared in nine games with one start, seeing time on defense and special teams...Has posted 15 tackles (13 solo), a team-high two forced fumbles and three passes defended on defense and six tackles on special teams (tied for No. 3 on the team)...Was inactive for two games...Was signed to the active roster from the practice squad on Sept. 29.

►**Vs. Buffalo (Sept. 30):** Played 12 snaps on special teams and three on defense in his NFL debut.

►**At Detroit (Oct. 7):** Appeared on seven plays on defense and 16 on special teams...Broke up a pass intended for WR Kenny Golladay near the sideline in the third quarter.

►**Vs. San Francisco (Oct. 15):** Played 20 snaps on special teams and posted a career-high two tackles.

►**At L.A. Rams (Oct. 28):** Inactive (healthy scratch).

►**At New England (Nov. 4):** Inactive (healthy scratch).

►**Vs. Miami (Nov. 11):** Played 16 snaps on defense and posted two tackles (both solo) and a pass defended...Late in the third quarter, got his left hand in to break up a slant from QB Brock Osweiler to WR DeVante Parker...Midway through the fourth quarter, fought off a block from TE A.J. Derby to tackle WR Danny Amendola for just a 1-yard gain on a pass in the flat on third-and-2...Also appeared on 17 plays on special teams and registered a tackle.

►**At Seattle (Nov. 15):** Appeared on 25 plays on defense and 20 on special teams, posting four tackles (all solo), a forced fumble and a pass defended...Midway through the third quarter, broke up a deep pass from QB Russell Wilson intended for WR David Moore near the sideline on third down...Late in the third quarter, was credited with a forced fumble after knocking the ball out of Moore's hands after he made a 27-yard catch to the Seattle 33, a fumble that went out of bounds.

►**At Minnesota (Nov. 25):** Appeared on nine plays on defense and 20 on special teams...Registered a solo tackle on defense.

►**Vs. Arizona (Dec. 2):** Played nine snaps on defense and 21 on special teams...Matched his career high with a team-best two tackles on special teams and added a solo tackle on defense.

►**Vs. Atlanta (Dec. 9):** Opened as the third CB, his first career NFL start, and played a career-high 59 snaps...Registered a career-high five tackles (three solo) and a forced fumble, punching the ball out from WR Mohamed Sanu on a 7-yard reception late in the fourth quarter, a fumble that Sanu recovered.

►**At Chicago (Dec. 16):** Played 28 snaps on defense and 18 on special teams...Posted two tackles (both solo) on defense and added a tackle on special teams.

75 Bryan Bulaga, T, 9th Year, Iowa

- Has played in 97 career regular-season games with 93 starts at right tackle.

- Started a career-high 16 games in 2016 and helped the offense rank in the top 10 in the NFL in several categories, including points per game (No.

4, 27.0), yards per game (No. 8, 368.8) and first downs (No. 7, 349).

- Started 15 contests in 2014, helping the offense rank No. 1 in the league in scoring (30.4 ppg) and No. 9 in the NFL in sacks allowed with 30, the fewest given up by Green Bay in a season since '07.

- Opened the final 12 games of 2010 and the entire postseason at RT after taking over for injured veteran Mark Tauscher (shoulder), the most regular-season starts by a Packers rookie tackle since Tauscher's 14 in 2000, and was named to the *Pro Football Weekly*/PFWA All-Rookie team.

2018 SEASON: Has started all 12 games he has appeared in at RT...Has helped the Packers rank No. 3 in the NFL in yards per carry (4.98), No. 1 in rushing first-down percentage (28.7), No. 11 in total offense (370.7 ypg) and No. 9 in net passing yards (264.0 ypg)...Has helped block for an offense that has produced a single-season franchise-record six games with 100-plus rushing yards on 25 or fewer attempts, tied with Miami for the most in the league this season.

►**Vs. Chicago (Sept. 9):** Started at RT and played all 60 snaps, helping to protect QB Aaron Rodgers as he connected on 20 of 30 passes (66.7 percent) for 286 yards and three TDs with no INTs for a 130.7 passer rating...Part of a line that did not allow a sack in the second half.

►**Vs. Minnesota (Sept. 16):** Started at RT and appeared on all 77 snaps, blocking for Rodgers as he completed 30 of 42 passes (71.4 percent) for 281 yards and a TD with no INTs for a 97.4 rating.

►**At Washington (Sept. 23):** Started at RT and played 28 snaps, but left the game late in the first half due to a back injury and did not return.

►**Vs. Buffalo (Sept. 30):** Started at RT and played all 76 snaps, helping the offense register a season-high 423 yards of offense, including a season-best 141 yards on 32 carries (4.4 avg.)...Helped the Packers convert 11 of 19 third downs (57.9 pct.), with the 11 conversions the most by the team since Oct. 27, 2013 (13 at Minnesota).

►**At Detroit (Oct. 7):** Started at RT and played all 81 snaps, helping the offense rack up 521 yards of offense, the most by the Packers since Sept. 15, 2013, vs. Washington (580 yards)...Protected Rodgers as he threw for 442 yards, the third most in a game in franchise history, and three TDs on 32-of-52 passing.

►**Vs. San Francisco (Oct. 15):** Started at RT and played 59 of 71 snaps, missing some time in the third quarter due to a shoulder injury...Blocked for Rodgers as he became the first QB in NFL history to record back-to-back 400-yard passing games with no INTs (425 yards and two TDs on 25-of-46 passing)...Helped the Packers rack up 521 yards of offense, just the second time in franchise history (also 1983) that the team registered back-to-back 500-yard games.

►**At L.A. Rams (Oct. 28):** Started at RT and played all 52 snaps, helping to protect Rodgers as he connected on 18 of 30 passes for 286 yards and one TD with no INTs, his third straight game without an INT...Helped Green Bay rush for 106 yards and two TDs on 19 carries (5.6 avg.), highlighted by 86 yards and a TD on 12 carries (7.2 avg.) from RB Aaron Jones.

►**At New England (Nov. 4):** Started at RT, but left the game in the second quarter after sustaining a knee injury and was limited to just 22 snaps.

►**Vs. Miami (Nov. 11):** Started at RT and played all 57 snaps, helping clear the way for the offense to rush for a season-high 195 yards and two TDs on just 25 carries (7.8 avg.)...It marked just the third time since the 1970 AFL-NFL merger that the Packers recorded 195-plus rushing yards on 25 or fewer carries (at St. Louis Cardinals, Sept. 29, 1985; at Chicago, Dec. 18, 2016)...Helped the Packers post their franchise-record fourth straight outing with 100-plus rushing yards and 25 or fewer carries, just the third time since the merger that a team has accomplished that feat (Miami Dolphins, 2007; Dallas Cowboys, 2015-16)...Blocked for Jones as he racked up a career-high 145 yards and a career-best two rushing TDs on only 15 carries (9.7 avg.), just the sixth Packer since 1950 to rush for 145-plus yards on 15 or fewer carries and the first since Ahman Green (15-163) vs. Dallas on Oct. 24, 2004.

►**At Seattle (Nov. 15):** Started at RT and played all 49 snaps, protecting Rodgers as he threw for 332 yards and two TDs on 21-of-30 passing for a 128.8 rating, his sixth straight game with no interceptions.

►**At Minnesota (Nov. 25):** Started at RT and played all 53 snaps, blocking for Rodgers as he posted his seventh straight game (min. 15 att.)

without an INT, tied for the longest streak in team history (Rodgers, 2016).

►**Vs. Arizona (Dec. 2):** Started at RT, but left the game in the second quarter (knee) after 21 snaps and did not return.

►**Vs. Atlanta (Dec. 9):** Inactive (knee).

►**At Chicago (Dec. 16):** Inactive (knee).

42 Oren Burks, LB, Rookie, Vanderbilt

- Played in 45 games with 40 starts in four seasons with the Commodores and registered 237 tackles (136 solo), 15½ tackles for a loss, 4½ sacks, five interceptions, 27 passes defensed, two forced fumbles and three fumble recoveries.

- Was named to the Butkus Award watch list in 2017 and went on to post career highs in tackles (82), solo tackles (45) and tackles for a loss (seven) in his first season at inside linebacker.

- Appeared in all 13 games with 10 starts as a junior at a linebacker/safety hybrid position, finishing with 59 tackles (40 solo), 6½ tackles for a loss and a career-best 3½ sacks.

2018 SEASON: Has played in 12 games with three starts and has posted 15 tackles (13 solo) on defense and nine tackles on special teams (No. 2 on the team)...Was inactive for the first two games (shoulder).

►**Vs. Chicago (Sept. 9):** Inactive (shoulder).

►**Vs. Minnesota (Sept. 16):** Inactive (shoulder).

►**At Washington (Sept. 23):** Made his NFL debut, appearing on eight plays on defense and 10 on special teams...Posted two tackles on defense (one solo).

►**Vs. Buffalo (Sept. 30):** Played 20 snaps on defense and registered three tackles (two solo)...Also played six snaps on special teams and posted a tackle.

►**At Detroit (Oct. 7):** Made his first career start, opening at ILB and posting a career-high four tackles (all solo) in 25 snaps of action...Also played 16 snaps on special teams.

►**Vs. San Francisco (Oct. 15):** Started and played 28 snaps, recording three tackles (all solo)...Also appeared on 20 plays on special teams and posted a tackle.

►**At L.A. Rams (Oct. 28):** Appeared on eight plays on defense and 26 on special teams...Posted a career-high two tackles on special teams and a tackle on defense.

►**At New England (Nov. 4):** Started and played 15 snaps on defense, posting one tackle (solo)...Also appeared on 19 plays on special teams.

►**Vs. Miami (Nov. 11):** Played 16 snaps on special teams and matched his career high with two tackles as he made stops on Green Bay's first two kickoffs of the game...Downed a 37-yard JK Scott punt at the Miami 7 late in the first half.

►**At Seattle (Nov. 15):** Appeared on 21 plays on special teams.

►**At Minnesota (Nov. 25):** Played seven snaps on defense and 19 on special teams...Registered a tackle on special teams.

►**Vs. Arizona (Dec. 2):** Appeared on three plays on defense and 22 on special teams...Registered a solo tackle on defense and a tackle on special teams.

►**Vs. Atlanta (Dec. 9):** Played 18 snaps on special teams and posted a tackle.

►**At Chicago (Dec. 16):** Appeared on 20 plays on special teams.

39 Ibraheim Campbell, S, 4th Year, Northwestern

- Prior to joining the Packers, played in 43 games with 11 starts in four seasons with the Cleveland Browns (2015-17), Houston Texans (2017), Dallas Cowboys (2018) and N.Y. Jets (2018).

- Was originally selected in the fourth round (No. 115 overall) by the Cleveland Browns in 2015.

2018 SEASON: Played in three games with one start and registered 20 tackles (16 solo), a tackle for a loss and a pass defensed...Was inactive for one game...Was placed on injured reserve (knee) on Dec. 4...Was claimed off waivers from the N.Y. Jets on Nov. 5...Played in one game for the Jets this season.

►**Vs. Miami (Nov. 11):** Inactive (healthy scratch).

►**At Seattle (Nov. 15):** Saw his first action in a Green Bay uniform,

appearing on 13 plays on defense and nine on special teams...Posted two tackles (both solo) on defense.

►**At Minnesota (Nov. 25):** With injuries in the secondary, saw significant action, appearing on 53 plays on defense and 25 on special teams...Posted eight tackles (six solo).

►**Vs. Arizona (Dec. 2):** Made his first start in a Green Bay uniform, opening in place of injured S Kentrell Brice (ankle/concussion), and played 46 snaps...Led the team with a season-high 10 tackles (eight solo), including a stop of RB David Johnson for a 1-yard loss on a second-quarter run, and added a pass defended...Forced a fumble at the end of QB Josh Rosen's long run toward the end of the third quarter, a fumble that went out of bounds at the Green Bay 32...Also played 20 snaps on special teams.

32 Tra Carson, RB, 2nd Year, Texas A&M

• Entered the NFL as an undrafted free agent with the Cincinnati Bengals in May 2016. Spent almost all of his rookie season on Cincinnati's practice squad and then was on injured reserve for the Bengals in 2017.

• Played three seasons (2013-15) for Texas A&M, rushing for 2,075 yards and 19 TDs on 428 carries (4.8 avg.) in 36 games. Began his college career at Oregon (2011).

2018 SEASON: Played in four games, seeing time on special teams...Posted one tackle on defense on a fake punt and two tackles on special teams...Was inactive for one game...Was placed on injured reserve (rib) on Dec. 5...Was signed to Green Bay's active roster from the practice squad on Oct. 31 after three weeks on the practice squad...Played in the first two games of the season for the Bengals, seeing time on offense and special teams, before being waived/injured after Week 2.

►**At New England (Nov. 4):** Made his Green Bay debut, appearing on one play on special teams.

►**Vs. Miami (Nov. 11):** Played 13 snaps on special teams...Posted a solo tackle on a fake-punt run by Miami in the third quarter...Added a career-best two tackles on special teams.

►**At Seattle (Nov. 15):** Appeared on 19 plays on special teams.

►**At Minnesota (Nov. 25):** Played 12 snaps on special teams.

►**Vs. Arizona (Dec. 2):** Inactive (rib).

97 Kenny Clark, DL, 3rd Year, UCLA

• Started all 15 games he appeared in last season, leading the Green Bay defensive line in tackles (78) and ranking No. 2 in both sacks (4½) and solo tackles (39). Also posted eight tackles for a loss, two forced fumbles, 11 QB hits, 10 QB pressures, a pass defended and a blocked extra point.

• Registered all 4½ of his sacks in the month of December, second most among NFL defensive tackles behind only Rams DT Aaron Donald (five) and the most ever (since 1982) by a Green Bay DT in the month of December (according to STATS).

• Played in all 16 games with two starts in 2016 and registered 33 tackles (14 solo), two tackles for a loss, four QB pressures, three QB hits, two fumble recoveries and two passes defended.

• Became the youngest player to appear in a season opener for the Packers since Arnie Herber (20 years old) in 1930.

2018 SEASON: Has started all 13 games he has appeared in and ranks No. 2 on the team with 73 tackles (46 solo)...Ranks No. 2 on the team with a career-high six sacks and has added a team-high 13 tackles for a loss, seven QB hits (tied for No. 2 on the team), 13 QB pressures (tied for No. 4), a team-high two fumble recoveries, a forced fumble and two passes defended...Is tied for No. 4 in the league with the two defensive fumble recoveries...Missed one game due to injury.

►**Vs. Chicago (Sept. 9):** Started and played 54 snaps, finishing with three tackles (two solo), a tackle for a loss, a fumble recovery, a QB pressure and a QB hit...On a third-and-1 early in the second quarter fought off a block from C Cody Whitehair to stuff RB Jordan Howard for no gain on a run up the middle as the defense forced a three-and-out...On fourth-and-10 with just over a minute remaining and the Packers leading, 24-23, recovered a QB Mitchell Trubisky fumble at the Chicago 39 that was forced by LB Nick Perry on a sack to seal the Green Bay win.

►**Vs. Minnesota (Sept. 16):** Started and appeared on 55 snaps, posting six tackles (four solo), a sack, two tackles for a loss and a pass defended...Early in the third quarter on a third-and-4, shed a block from G Mike Remmers to bring down QB Kirk Cousins for a 7-yard sack and force a punt...The sack gave him 5.5 sacks in his last seven regular-season games...In the first quarter, brought down RB Dalvin Cook for a 2-yard loss on a run to the right...Midway through the fourth quarter, batted down a Kirk Cousins pass intended for TE Kyle Rudolph over the middle.

►**At Washington (Sept. 23):** Started and played 56 of 61 snaps, matching his career high with a team-best 10 tackles (seven solo)...Midway through the second quarter, got his left hand up to bat down a QB Alex Smith pass intended for TE Jordan Reed.

►**Vs. Buffalo (Sept. 30):** Started and played 47 of 58 snaps, posting three tackles (two solo), a forced fumble, a fumble recovery, a season-high three QB pressures and a QB hit...Late in the fourth quarter, punched the ball out on QB Josh Allen's third-down scramble and recovered the fumble at the Green Bay 27...Helped the defense allow just 58 rushing yards on 16 carries (3.6 avg.).

►**At Detroit (Oct. 7):** Started and played 57 of 62 snaps, recording five tackles (three solo), two tackles for a loss, a QB hit and a QB pressure...Late in the first half, stuffed RB Theo Riddick for a 1-yard loss on a run up the middle.

►**Vs. San Francisco (Oct. 15):** Started and appeared on 52 of 57 plays, ranking second on the team with eight tackles (five solo), a sack and a QB hit...Shed a block from G Mike Person to come up the middle for a 6-yard sack of QB C.J. Beathard late in the first half.

►**At L.A. Rams (Oct. 28):** Started and played 63 of 78 snaps, matching his career high with two sacks...Finished with eight tackles (five solo), four tackles for a loss, three QB pressures and a QB hit...On third-and-4 on the Rams' first drive, fought off a block from C John Sullivan to bring down QB Jared Goff for a 1-yard sack...Beat Sullivan again on a third-and-9 early in the second quarter, coming up the middle to sack Goff for a 11-yard loss.

►**At New England (Nov. 4):** Started and played 49 of 71 snaps, recording three tackles (one solo).

►**Vs. Miami (Nov. 11):** Started and played 56 of 68 snaps, finishing with six tackles (five solo) while adding a sack...With just over five minutes remaining in the game, shed a block from G Jake Brendel to get to QB Brock Osweiler for a 9-yard sack.

►**At Seattle (Nov. 15):** Started and played 57 of 70 snaps, leading the defensive line with six tackles (two solo) and a QB pressure...Late in the first quarter, brought down RB Rashaad Penny for a 3-yard loss on a run up the middle.

►**At Minnesota (Nov. 25):** Started and played 66 of 70 snaps, pacing the defensive line with six tackles (three solo), a sack, a QB pressure and two QB hits...Late in the third quarter, fought off a block from C Pat Elflein to wrap up QB Kirk Cousins for a 9-yard sack on third down as the Vikings were forced to settle for a FG.

►**Vs. Arizona (Dec. 2):** Started and played 58 of 62 snaps, leading the defensive line with eight tackles (seven solo)...Early in the fourth quarter, got a hand up to break up a QB Josh Rosen pass intended for WR Christian Kirk on third down as the Cardinals were forced to punt.

►**Vs. Atlanta (Dec. 9):** Started and played 51 of 71 snaps, recording an assisted tackle...Left the game after sustaining an elbow injury in the first quarter, but did return.

►**At Chicago (Dec. 16):** Inactive (elbow).

18 Randall Cobb, WR, 8th Year, Kentucky

• Is one of just five players in franchise history (Donald Driver, 2004-09; Sterling Sharpe, 1989-94; Antonio Freeman 1997-2000; Greg Jennings, 2008-11) to register 60-plus receptions in four consecutive seasons (2014-17).

• Ranks No. 6 in franchise history in receptions (469) and No. 11 in receiving yards (5,497) and touchdown catches (41).

• Started all 16 games in 2014 and posted career highs in catches (91), receiving yards (1,287) and receiving TDs (12) on the way to earning his

first career Pro Bowl selection (injury replacement for WR Dez Bryant).

- Set a franchise single-season record with a league-high 2,342 combined net yards in 2012, topping the previous team mark of 2,250 yards by RB Ahman Green in 2003.

- With 954 receiving yards and 964 kickoff return yards in 2012, is the only player in NFL history to post 900-plus yards in each category in the same season.

2018 SEASON: Has played in eight games with six starts and has posted 37 receptions for 356 yards (9.6 avg.) and two TDs...Has also returned seven punts for 46 yards (6.6 avg.)...Was inactive for six games due to injury (hamstring).

►**Vs. Chicago (Sept. 9):** Started and played 52 snaps, leading the team with a career-high 142 receiving yards on nine catches (15.8 avg.), highlighted by a game-winning 75-yard TD grab with 2:13 remaining, the longest reception of his career...His receiving-yardage total was the most by a Packer in a season opener since WR James Lofton's 154-yard effort at Houston on Sept. 4, 1983...It marked his ninth career game with nine-plus receptions...On third-and-10 from the Green Bay 25, came out of the slot to catch a pass from QB Aaron Rodgers near the Green Bay 40 before taking it down the middle of the field and weaving to elude tackle attempts from LB Leonard Floyd and DB Adrian Amos Jr. for the 75-yard score...Finished with a career-high 110 yards on four receptions (27.5 avg.) on third down, the most by a Packer since WR Antonio Freeman posted 124 yards on five third-down receptions (24.8 avg.) vs. Tampa Bay on Oct. 10, 1999.

►**Vs. Minnesota (Sept. 16):** Started and appeared on 71 of 77 snaps, posting four receptions for 30 yards (7.5 avg.).

►**At Washington (Sept. 23):** Started and played 65 of 69 snaps, finishing with four receptions for 22 yards (5.5 avg.)...Also returned four punts for 29 yards (7.3 avg.).

►**Vs. Buffalo (Sept. 30):** Inactive (hamstring).

►**At Detroit (Oct. 7):** Inactive (hamstring).

►**Vs. San Francisco (Oct. 15):** Inactive (hamstring).

►**At L.A. Rams (Oct. 28):** Returned to action after missing three games, appearing on 24 snaps and posting four receptions for 40 yards (10.0 avg.)...Made an 18-yard reception over the middle midway through the second quarter with CB Troy Hill in tight coverage.

►**At New England (Nov. 4):** Started and played 56 of 74 snaps, posting five receptions for 24 yards (4.8 avg.).

►**Vs. Miami (Nov. 11):** Inactive (hamstring).

►**At Seattle (Nov. 15):** Inactive (hamstring).

►**At Minnesota (Nov. 25):** Inactive (hamstring).

►**Vs. Arizona (Dec. 2):** Returned to action after missing three games, playing 61 snaps and catching three passes for 25 yards (8.3 avg.).

►**Vs. Atlanta (Dec. 9):** Started and played 44 snaps, posting five receptions for 43 yards (8.6 avg.) and a TD...On Green Bay's opening drive of the third quarter on third-and-10, ran an out-and-up route and made the catch in the end zone with S Sharrod Neasman in tight coverage for the 24-yard TD.

►**At Chicago (Dec. 16):** Started and played 47 of 68 snaps, recording three receptions for 30 yards (10.0 avg.)...Converted a third-and-2 with just under four minutes remaining in the game, hauling in a pass over the middle from Rodgers at the Chicago 9 for the 16-yard gain as he absorbed a hit from S Eddie Jackson after making the catch.

54 James Crawford, LB, Rookie, Illinois

- Signed with the Packers as undrafted free agent on Aug. 8.

- Played in 36 games during four seasons at Illinois, recording 80 tackles (39 solo), 10.5 tackles for a loss, four sacks, four forced fumbles, three fumble recoveries and six passes defended.

- He served as a team captain as a senior and was named All-Big Ten honorable mention by the league's coaches.

2018 SEASON: Has appeared in all 14 games, seeing time primarily on special teams...Has posted an assisted tackle on defense and leads the team with 10 tackles on special teams...Also has a fumble recovery on special teams.

►**Vs. Chicago (Sept. 9):** Appeared on 15 plays on special teams in his NFL debut.

►**Vs. Minnesota (Sept. 16):** Played 19 snaps on special teams.

►**At Washington (Sept. 23):** Appeared on 17 plays on special teams.

►**Vs. Buffalo (Sept. 30):** Played 14 snaps on special teams and one on defense...Registered a tackle on special teams and an assisted tackle on defense.

►**At Detroit (Oct. 7):** Played 16 snaps on defense and posted a tackle on special teams.

►**Vs. San Francisco (Oct. 15):** Appeared on 17 plays on special teams and posted his first career fumble recovery when he recovered a fumble by DB D.J. Reed Jr. at the San Francisco 34 on a first-quarter kick-off return that was forced by S Raven Greene...Added a tackle.

►**At L.A. Rams (Oct. 28):** Played 26 snaps on special teams and posted a career-best two tackles.

►**At New England (Nov. 4):** Appeared on 19 plays on special teams posted a tackle, his fifth straight game recording at least one stop.

►**Vs. Miami (Nov. 11):** Played 16 snaps on special teams and matched his career high with two tackles, tying for the team lead.

►**At Seattle (Nov. 15):** Appeared on a team-high 23 plays on special teams.

►**At Minnesota (Nov. 25):** Played 25 snaps on special teams, tied for the team lead, and registered a tackle.

►**Vs. Arizona (Dec. 2):** Played a team-high 26 snaps on special teams.

►**Vs. Atlanta (Dec. 9):** Appeared on a team-high 22 plays on special teams and registered a tackle.

►**At Chicago (Dec. 16):** Played a team-high 24 snaps on special teams.

2 Mason Crosby, K, 12th Year, Colorado

- With 1,457 career points, ranks No. 1 on the all-time franchise scoring list, having surpassed K Ryan Longwell (1,054) in 2015 in Week 2. Ranks No. 7 among active players in career scoring.

- Is the all-time franchise leader in field goals (304), 50-yard field goals (34) and extra points (545).

- Has kicked the seven longest field goals in franchise history (58-yarder in 2011, two 57-yarders in 2013, 56-yarders in 2010, 2011 and 2015, 55-yarder in 2014).

- Has not missed a game in his career, playing in 190 straight contests in the regular season, the second-longest streak in franchise history (QB Brett Favre, 255).

- Registered a franchise-record 10 straight 100-point seasons (2007-16), one of only three players in NFL history to register 100-plus points in 10-plus consecutive seasons (Jason Elam, 16, 1993-2008; Adam Vinatieri, 13, 1996-2008). Has registered a team-record 11 seasons with 100-plus points.

- Set a franchise record with 23 consecutive field goals made (2010-11), topping Chris Jacke's mark of 17 straight in 1993.

2018 SEASON: Has connected on 27 of 34 field goals and 31 of 33 extra points, ranking No. 8 in the league in scoring with 112 points...Has posted 38 touchbacks on 74 kickoffs (53.5 pct.) and a tackle on special teams.

►**Vs. Chicago (Sept. 9):** Connected on his lone FG attempt of the evening, a 42-yarder late in the third quarter, and all three extra points, including the game winner with 2:13 remaining following WR Randall Cobb's 75-yard TD catch...Recorded four touchbacks on five kickoffs.

►**Vs. Minnesota (Sept. 16):** Matched his career high and tied the single-game franchise record with five field goals (37, 40, 31, 48, 36)...Finished with a career-high 17 points, the most by a Packers kicker since Ryan Longwell recorded 17 at Arizona on Sept. 24, 2000...Recorded six touchbacks on kickoffs, tied for the second-best single-game total of his career.

►**At Washington (Sept. 23):** Connected on his long FG attempt of the afternoon, a 41-yarder early in the second quarter, and both extra points...Posted two touchbacks on four kickoffs.

►**Vs. Buffalo (Sept. 30):** Became just the second player in franchise history (Longwell, at Atlanta, Nov. 13, 2005) to connect on two field goals

of 50-plus yards in a regular-season game (two 52-yarders)...Became the first player to accomplish the feat at Lambeau Field...Made the first 52-yarder as time expired in the first half and added the second one with just under two minutes remaining in the game...Added a 39-yard FG and three touchbacks on five kickoffs.

►**At Detroit (Oct. 7):** Made 1 of 5 field goals, connecting on a 41-yarder late in the game...Posted three touchbacks on four kickoffs.

►**Vs. San Francisco (Oct. 15):** Connected on all seven of his kicks on the evening (four FGs, three extra points), highlighted by his game-winning 29-yard FG as time expired to give the Packers the 33-30 win... It marked his third straight season with a game-winning FG (at Chicago in 2016, vs. Cincinnati in 2017)...Also made a 51-yard FG early in the third quarter, the 32nd FG in his career from 50-plus yards...Added a tackle on special teams...Was named NFC Special Teams Player of the Week for his performance, further extending his team mark by winning the award for the seventh time in his career.

►**At L.A. Rams (Oct. 28):** Made both of his FG attempts on the afternoon (41, 53), giving him four FGs of 50-plus yards in the last four games...Registered three touchbacks on seven kickoffs.

►**At New England (Nov. 4):** Connected on his lone FG attempt of the evening (29 yards) and recorded two touchbacks on four kickoffs.

►**Vs. Miami (Nov. 11):** Made his lone FG attempt (38 yards) and all four extra points...Posted one touchback on six kickoffs.

►**At Seattle (Nov. 15):** Connected on a 36-yard FG and all three extra points...Posted three touchbacks on five kickoffs.

►**At Minnesota (Nov. 25):** Made his lone FG attempt of the evening, a 38-yarder late in the fourth quarter, and both extra points...Recorded three touchbacks on four kickoffs (onside kick attempt).

►**Vs. Arizona (Dec. 2):** Played in his 188th consecutive regular-season game, moving past T Forrest Gregg (187) for the second-longest streak in franchise history behind only Favre (255)...Made 1 of 2 field-goal attempts, connecting on a 32-yarder late in the first half, and posted touchbacks on all four of his kickoffs.

►**Vs. Atlanta (Dec. 9):** Made both of his field goals, connecting from 50 yards and 48 yards, and all four extra points...His 50-yarder was the 300th FG of his career in the regular season as he became the 32nd player in league history with 300-plus FGs...Went over the 100-point mark on the season for the 11th time in his career, further extending his franchise record.

►**At Chicago (Dec. 16):** Connected on all three of his field-goal attempts (41, 43, 45), his first game with three-plus FGs of 40-plus yards since Nov. 22, 2015, at Minnesota (five FGs).

76 Mike Daniels, DL, 7th Year, Iowa

• Was selected to his first career Pro Bowl in 2017, having initially been named a first alternate before being selected as an injury replacement for Rams DT Aaron Donald.

• In 2017, started all 14 games he appeared in and registered a career-high 72 tackles (42 solo), 11 tackles for a loss (tied for No. 2 on the team), five sacks (No. 3 on the team), a forced fumble, 14 QB hits (No. 3 on the team) and seven QB pressures.

• Named an alternate for the Pro Bowl in 2016 after starting all 16 games and registering 44 tackles (29 solo), four sacks, a fumble recovery, 14 QB hits (No. 3 on the team), 14 pressures (tied for No. 2 on the team) and nine tackles for a loss (tied for No. 2 on the team).

• Led the defensive line with 16 starts, 66 tackles (40 solo) and four sacks in 2015. Ranked No. 3 on the team in QB hits (12) and No. 2 in pressures (22), and was named an alternate for the Pro Bowl for the first time in his career.

2018 SEASON: Played in 10 games with nine starts and has registered 26 tackles (15 solo), two sacks, five tackles for a loss, a team-high eight QB hits and 14 QB pressures (tied for the team lead)...Was placed on injured reserve (foot) on Dec. 1.

►**Vs. Chicago (Sept. 9):** Appeared on 33 plays and registered four tackles (three solo) and a sack...Midway through the fourth quarter,

chased down QB Mitchell Trubisky as he scrambled to his left for a zero-yard sack at the Chicago 32.

►**Vs. Minnesota (Sept. 16):** Started and played 45 snaps, finishing with three tackles (one solo) as the defense limited the Vikings to 68 rushing yards on 18 carries (3.8 avg.).

►**At Washington (Sept. 23):** Started and played 49 of 61 snaps, finishing with a solo tackle and a QB hit.

►**Vs. Buffalo (Sept. 30):** Started and played 35 snaps, recording a solo tackle and a QB hit...On a third-and-15 in the second quarter, drove back T Dion Dawkins to hit QB Josh Allen's arm as his pass intended for WR Kelvin Benjamin fell short...Helped the defense allow just 58 rushing yards on 16 carries (3.6 avg.).

►**At Detroit (Oct. 7):** Started and appeared on 49 of 62 plays, posting three tackles (two solo), two tackles for a loss, a team-high four QB pressures and a QB hit.

►**Vs. San Francisco (Oct. 15):** Started and played 39 snaps, finishing with two tackles (both solo).

►**At L.A. Rams (Oct. 28):** Started and appeared on 49 plays, posting five tackles (two solo) and a team-high five QB pressures.

►**At New England (Nov. 4):** Started and played 43 snaps, posting two tackles (one solo), a sack and a team-high two QB hits...Late in the first quarter, beat RG Ted Karras to get to QB Tom Brady for a 10-yard sack on third down as the defense forced a three-and-out.

►**Vs. Miami (Nov. 11):** Started and played 43 snaps, finishing with four tackles (two solo), including one for a loss, two QB pressures and two QB hits.

►**At Seattle (Nov. 15):** Started and played 34 snaps, but left the game in the middle of the third quarter with a foot injury and did not return... Posted an assisted tackle and a QB pressure.

►**At Minnesota (Nov. 25):** Inactive (foot).

11 Trevor Davis, WR, 3rd Year, California

• Posted a 12.2-yard average on punt returns from 2016-17, good for No. 2 in the NFL (min. 30 att.) behind only Chiefs WR Tyreek Hill (12.4).

• Joined Hill as the only players in the league to have a punt return of 55-plus yards in both of the last two seasons (2016-17).

• Played in all 16 games in 2017, ranking No. 3 in the NFL in punt-return average (12.0 avg.) and No. 8 in the NFL in kickoff-return average (22.8 avg.).

• Among players with 20-plus punt returns in a season, his 12.0-yard average on punt returns in 2017 ranks No. 6 in franchise history.

• Ranked No. 4 in the NFL in total yards on kick returns in 2017 with 996, the most by a Packer since WR Randall Cobb posted 1,256 yards in 2012.

2018 SEASON: Played in two games...Had one kickoff return for 20 yards, four punt returns for 44 yards (11.0 avg.) and two tackles on special teams...Was placed on injured reserve (hamstring) on Sept. 11 after being inactive in Week 1...Was activated from injured reserve on Nov. 15, but was placed on injured reserve (hamstring) on Dec. 1.

►**Vs. Chicago (Sept. 9):** Inactive (hamstring).

►**At Seattle (Nov. 15):** Made his season debut, serving as the returner for both kickoffs and punts...Had one kickoff return for 20 yards and three punt returns for 31 yards (10.3 avg.)...Added a tackle on special teams, bringing down WR Tyler Lockett at the Seattle 17 on a kickoff return late in the first half.

►**At Minnesota (Nov. 25):** Had one punt return for 13 yards, but was sidelined in the second half (hamstring)...Also posted a tackle on special teams, bringing down CB Marcus Sherels at the Minnesota 17 for no gain on a second-quarter punt return.

91 Kendall Donnerson, LB, Rookie, Southeast Missouri

• Finished his college career ranked No. 3 in school history in tackles for a loss (34.5) and No. 4 in sacks (12).

• Earned first-team All-Ohio Valley Conference honors as a senior in 2017 after posting career highs in tackles (53), tackles for a loss (13.5) and sacks (six).

• Ranked No. 4 in the OVC in tackles for a loss and was tied for second in the conference in forced fumbles (three) in 2017.

2018 SEASON: Has been inactive for two games...Was signed to the active roster from the practice squad on Dec. 4 after spending the first 12 games on the practice squad.

►**Vs. Atlanta (Dec. 9):** Inactive (healthy scratch).

►**At Chicago (Dec. 16):** Inactive (healthy scratch).

51 Kyler Fackrell, LB, 3rd Year, Utah State

• Played in all 16 games with two starts in 2017, seeing time on defense and special teams. Posted 34 tackles (23 solo), six tackles for a loss, three sacks, a fumble recovery, nine QB hits and 20 QB pressures (tied for No. 2 on the team). Added three tackles on special teams.

• Appeared in 13 games as a rookie, seeing time on defense and special teams. Was tied for No. 2 on the team with nine tackles on special teams.

• Recorded nine tackles (all solo), two sacks, a forced fumble, six QB pressures, a QB hit and a pass defended in the 2016 regular season.

2018 SEASON: Has played in all 14 games with four starts and has posted 42 tackles (31 solo), a career-high 8.5 sacks (leads the team), 11 tackles for a loss (No. 2 on the team), a forced fumble, two QB pressures and a QB hit...Among linebackers, ranks No. 6 in the league in sacks (according to Sportradar)...Has added three tackles on special teams.

►**Vs. Chicago (Sept. 9):** Appeared on four plays on defense and 22 on special teams...Registered an assisted tackle on defense and a tackle on special teams.

►**Vs. Minnesota (Sept. 16):** Played 13 snaps on defense and 28 on special teams, finishing with a solo tackle on defense.

►**At Washington (Sept. 23):** Appeared on 23 snaps on defense and 15 on special teams...Recorded two tackles (one solo) on defense.

►**Vs. Buffalo (Sept. 30):** Played 26 snaps on defense and registered a career-high three sacks, with all three coming in the fourth quarter...Became the first Packer to register three sacks in the fourth quarter since Kabeer Gbaja-Biamila had three at Chicago on Jan. 2, 2005...His first sack came early in the fourth quarter when he was credited with a 10-yard sack as QB Josh Allen fell down...Posted two sacks on the final three plays of the game, beating T Jordan Mills to bring down Allen for a 6-yard loss and then beating Vladimir Ducasse to get to Allen for an 8-yard sack...Finished the game with a season-high five tackles (four solo).

►**At Detroit (Oct. 7):** Played 25 snaps on defense and 16 on special teams...Recorded three tackles (two solo) on defense.

►**Vs. San Francisco (Oct. 15):** Appeared on 29 plays on defense, matching his season high with five tackles (four solo)...Midway through the fourth quarter, brought down FB Kyle Juszyk for no gain after he made a short reception at the San Francisco 4...Late in the quarter, tackled QB C.J. Beathard for just a 1-yard gain on a scramble on second down...Also played 19 snaps on special teams.

►**At L.A. Rams (Oct. 28):** Played 28 snaps on defense and a team-high 29 on special teams...Registered two tackles (one solo) and a sack...Late in the third quarter, blew by T Andrew Whitworth to wrap up QB Jared Goff for a 4-yard sack.

►**At New England (Nov. 4):** Appeared on 36 snaps on defense and 21 on special teams...Recorded three tackles (two solo) on defense and a tackle on special teams.

►**Vs. Miami (Nov. 11):** Played 48 snaps and posted five tackles (all solo), a sack and a pass defended...Late in the first quarter with the Dolphins at the Green Bay 11, used a spin move to beat T Zach Sterup and get to QB Brock Osweiler for an 8-yard sack on third down to force Miami to settle for a field goal.

►**At Seattle (Nov. 15):** Led the team with three sacks, matching his career high, as he became just the sixth player in team history (since 1982) to register two three-sack games in a season...Joins Steelers LB T.J. Watt as the only players in the NFL this season to post two three-sack outings...Late in the first half, fought off a block from T Duane Brown to get to QB Russell Wilson for a 7-yard sack...Early in the third quarter, deflected a Wilson pass on third-and-2 that was caught by Wilson at the

Seattle 7 before he was tackled by LB Clay Matthews for an 11-yard loss...On Seattle's next offensive play, tackled RB Rashaad Penny for a 2-yard loss on a run to the right...On the next play, beat Brown again for a 2-yard sack of Wilson...Early in the fourth quarter, came unblocked off the left side to get to Wilson for an 11-yard sack...Finished with six tackles (five solo), including four for a loss, a QB hit and a pass defended.

►**At Minnesota (Nov. 25):** Made his first start of the season, appearing on 55 plays and posting three tackles (all solo).

►**Vs. Arizona (Dec. 2):** Started and played 57 of 62 snaps, finishing with two assisted tackles and two QB pressures (tied for team lead).

►**Vs. Atlanta (Dec. 9):** Started and played 57 snaps, posting two tackles (both solo)...On Atlanta's opening drive, fought off a block from TE Eric Saubert to bring down WR Marvin Hall for a 4-yard loss on a jet sweep.

►**At Chicago (Dec. 16):** Started and played 51 snaps, recording two tackles (one solo), a half-sack and a forced fumble...Late in the third quarter, shared a sack of QB Mitchell Trubisky with DL Montravius Adams at the Chicago 39...Fought off a block from T Charles Leno to get to Trubisky for the 3-yard sack as he also forced a Trubisky fumble on the play, one that was recovered by Bears G James Daniels at the Chicago 36...Added a tackle on special teams.

93 Reggie Gilbert, LB, 1st Year, Arizona

• Originally signed by Green Bay as an undrafted free agent on May 6, 2016. Was on the Packers' practice squad for his entire rookie season in 2016 and the first 15 weeks of the 2017 season before being elevated to the active roster on Dec. 2.

• Played in two games last season and registered three tackles (two solo), a sack, five quarterback pressures and three QB hits...Was tied with LB Kyler Fackrell for the most QB pressures on the team (five) over the final two games.

• Started 47 of 57 games played at Arizona, compiling 143 tackles (89 solo), 27 tackles for a loss, 14 sacks, three forced fumbles and two fumble recoveries.

2018 SEASON: Has played in all 14 games and has recorded 39 tackles (32 solo), six tackles for a loss (No. 4 on the team), 2.5 sacks, a fumble recovery, four QB hits, 14 QB pressures (tied for No. 2 on the team) and two passes defended...Has added two tackles on special teams.

►**Vs. Chicago (Sept. 9):** Played 37 snaps on defense and led the team with four QB pressures...Added two solo tackles.

►**Vs. Minnesota (Sept. 16):** Appeared on 34 plays on defense and registered a half-sack, two QB hits and a QB pressure...On a third-and-10 midway through the first quarter, shed a block from G Mike Remmers for a shared 6-yard sack of QB Kirk Cousins with CB Jaire Alexander to force a punt.

►**At Washington (Sept. 23):** Played 24 snaps on defense and recorded three tackles (two solo).

►**Vs. Buffalo (Sept. 30):** Appeared on 25 plays on defense and registered four tackles (three solo), a sack and two QB pressures...Late in the third quarter, came off the left side and beat T Jordan Mills to get to QB Josh Allen for a 7-yard sack on third down...Added a tackle on special teams.

►**At Detroit (Oct. 7):** Played 31 snaps on defense and registered four tackles (three solo), a tackle for a loss and a QB pressure...Also appeared on 11 plays on special teams.

►**Vs. San Francisco (Oct. 15):** Appeared on 23 plays on defense and posted a career-high six tackles (four solo)...Also played 16 snaps on special teams.

►**At L.A. Rams (Oct. 28):** Played 34 snaps on defense and 14 on special teams...Matched his career high with six tackles (all solo), including three tackles for a loss...Added a QB pressure and a QB hit...Stopped RB Todd Gurley for a 1-yard loss on a run early in the first quarter...Tackled QB Jared Goff for a 4-yard loss on a scramble in the fourth quarter and brought down WR Josh Reynolds for a 2-yard loss on a run late in the fourth quarter...Added a tackle on special teams.

►**At New England (Nov. 4):** Appeared on 30 snaps on defense and 16

on special teams...Posted a solo tackle on defense.

►**Vs. Miami (Nov. 11):** Played 26 snaps on defense and registered two tackles (one solo), a sack, first career fumble recovery and a QB pressure... On the opening series with the Dolphins driving, recovered a QB Brock Osweiler fumble at the Green Bay 30 after Osweiler mishandled a shotgun snap...Late in the fourth quarter, shed a block from TE A.J. Derby and then chased down Osweiler for a 12-yard sack on fourth down to give the Packers the ball as they ran out the clock to seal the win.

►**At Seattle (Nov. 15):** Appeared on 27 plays on defense and 17 on special teams, recording three tackles (all solo) and two QB pressures.

►**At Minnesota (Nov. 25):** Played 30 snaps on defense and 17 on special teams...Registered two tackles (both solo) and a pass defended...With just under five minutes remaining in the game, deflected a QB Kirk Cousins pass on fourth down from the Green Bay 7 to force a turnover on downs.

►**Vs. Arizona (Dec. 2):** Played 25 snaps on defense and 18 on special teams...Posted three solo tackles and a QB pressure on defense.

►**Vs. Atlanta (Dec. 9):** Appeared on 30 snaps on defense and 12 on special teams...Posted a solo tackle and a QB pressure.

►**At Chicago (Dec. 16):** Played 21 snaps on defense and 13 on special teams...Early in the second quarter, got his right hand up to break up QB Mitchell Trubisky's swing pass to RB Tarik Cohen on third-and-2 to force a three-and-out...Added a solo tackle and a QB hit.

80 Jimmy Graham, TE, 9th Year, Miami

- Is the only tight end in league history to have two seasons with 1,200-plus receiving yards and 10-plus receiving touchdowns (2011, 2013) and is the only TE to register four consecutive seasons with 85-plus catches (2011-14).

- Ranks No. 4 in NFL history among tight ends with 71 career TD catches and ranks No. 4 in the league in TD receptions among all players since entering the NFL in 2010.

- Has been selected to five career Pro Bowls (2011, 2013-14, 2016-17) and earned first-team All-Pro honors from *The Associated Press* in 2013.

- Has posted four seasons with 10-plus TD catches, tied for No. 2 in league annals among TEs behind only Patriots TE Rob Gronkowski (five).

2018 SEASON: Has played in all 14 games with 11 starts and ranks No. 2 on the team with 49 receptions for 581 yards (11.9 avg.) and two TDs... Is tied for No. 2 on the team in receptions of 20-plus yards with seven... Among TEs, ranks No. 7 in the league in receiving yards and No. 10 in yards per catch and receptions...His 581 receiving yards are the most by a Green Bay TE since Jermichael Finley's 667 yards in 2012.

►**Vs. Chicago (Sept. 9):** Started and played 59 of 60 snaps in his Green Bay debut, posting two receptions for 8 yards (4.0 avg.).

►**Vs. Minnesota (Sept. 16):** Started and played 58 snaps, leading the team with 95 receiving yards on six receptions (15.8 avg.)...It marked his best single-game receiving-yardage total since Nov. 7, 2016, when he was with Seattle (103 yards on eight catches vs. Buffalo)...Early in the third quarter on a third-and-3, hauled in a pass from QB Aaron Rodgers on a wheel route for a 34-yard gain down the left sideline to the Minnesota 48... Added a 27-yard grab late in regulation, finding an opening on the sideline to catch a pass from a scrambling Rodgers at the Minnesota 37.

►**At Washington (Sept. 23):** Started and appeared on 64 of 69 snaps, finishing with five receptions for 45 yards (9.0 avg.), with two of the catches picking up first downs...Caught a 13-yard pass from Rodgers on Green Bay's opening drive of the second half to convert a third-and-10 that set up Rodgers' 2-yard TD pass to WR Davante Adams on the next play.

►**Vs. Buffalo (Sept. 30):** Started and played 54 of 76 snaps, hauling in three passes for 21 yards (7.0 avg.) and a TD...Capped off the Packers' second drive with a 3-yard TD catch, his first in a Green Bay uniform, hauling in a pass from Rodgers in the flat and taking it in for the score...Made a 13-yard reception over the middle early in the fourth quarter to convert a third-and-6.

►**At Detroit (Oct. 7):** Started and played 66 of 81 snaps, matching his season high with six catches for 76 yards (12.7 avg.)...Of his six receptions, five went for first downs, a season high...Midway through the

second quarter, made an out-and-up move and then made a leaping grab over DB Quandre Diggs for a 24-yard gain.

►**Vs. San Francisco (Oct. 15):** Played 56 of 71 snaps and posted a season-high 104 yards receiving on five catches (20.8 avg.), his first 100-yard receiving game since Nov. 7, 2016, vs. Buffalo when he was with the Seahawks...Posted a 54-yard reception late in the first quarter, the third-longest catch of his career and his longest since a 56-yard TD grab with the New Orleans Saints at Tampa Bay on Sept. 15, 2013...Found an opening down the middle of the field on the play-action pass, hauling in the throw from Rodgers near midfield before taking it down the left sideline to the San Francisco 12 to set up Rodgers' TD pass to WR Davante Adams two plays later...Early in the fourth quarter, posted a 21-yard reception on third-and-4, hauling in a short pass from Rodgers before taking it out to the San Francisco 48.

►**At L.A. Rams (Oct. 28):** Started and played 46 of 52 snaps, making a leaping 21-yard grab over the middle on Green Bay's second drive down to the Rams' 1 that set up RB Jamaal Williams' 1-yard TD run two plays later...Ran down the seam and got behind LB Cory Littleton to make the catch.

►**At New England (Nov. 4):** Started and played 59 snaps, finishing with four receptions for 55 yards (13.8 avg.) and a TD...Made a 19-yard catch down the left sideline late in the first quarter to convert a third-and-5...On the opening drive of the second half, caught a 15-yard TD pass from Rodgers with S Patrick Chung blanketing him in coverage in the end zone.

►**Vs. Miami (Nov. 11):** Started and played 39 snaps, posting a 14-yard reception.

►**At Seattle (Nov. 15):** Started and played 21 snaps, but left the game in the second quarter due to a thumb injury and did not return...Caught a 13-yard pass to the Seattle 16 on Green Bay's first offensive play.

►**At Minnesota (Nov. 25):** Playing with a splint on his injured left thumb, appeared on 22 snaps and caught two passes for 34 yards (17.0 avg.), including a 25-yard grab down the middle in the fourth quarter.

►**Vs. Arizona (Dec. 2):** Started and played 54 snaps, hauling in a season-high eight catches for 50 yards (6.3 avg.).

►**Vs. Atlanta (Dec. 9):** Started and played 47 snaps, posting two receptions for 13 yards (6.5 avg.), including a 5-yard catch near the sideline to convert a third-and-3.

►**At Chicago (Dec. 16):** Played 47 snaps and caught three passes for 32 yards (10.7 avg.).

36 Raven Greene, S, Rookie, James Madison

- Started 39 of 58 games played in five years for the Dukes, amassing 292 tackles (161 solo) and five tackles for a loss. Posted 34 passes defended as well as 14 interceptions for 258 return yards, both school record.

- Was a first-team All-Colonial Athletic Association honoree as a fifth-year senior in 2017 after posting 82 tackles (44 solo), five interceptions, 12 passes defended, a forced fumble and a fumble recovery.

2018 SEASON: Played in eight games and registered three tackles (two solo), a sack and a pass defended on defense...Also posted a 26-yard carry on a fake punt and recorded five tackles and a forced fumble on special teams...Was inactive for the other four contests...Was placed on injured reserve (ankle) on Dec. 8.

►**Vs. Chicago (Sept. 9):** Inactive (healthy scratch).

►**Vs. Minnesota (Sept. 16):** Inactive (healthy scratch).

►**At Washington (Sept. 23):** Made his NFL debut, appearing on 13 plays on special teams.

►**Vs. Buffalo (Sept. 30):** Played 12 snaps on special teams.

►**At Detroit (Oct. 7):** Appeared on a team-high 22 plays on special teams and registered a tackle.

►**Vs. San Francisco (Oct. 15):** Played 13 snaps on special teams, recording a tackle and his first career forced fumble when he forced one by DB D.J. Reed Jr. on a first-quarter kickoff return that was recovered by LB James Crawford at the San Francisco 34.

►**At L.A. Rams (Oct. 28):** Appeared on 19 plays on special teams and

registered a career-high two tackles.

► **At New England (Nov. 4):** Played 19 snaps on special teams.

► **Vs. Miami (Nov. 11):** Saw the first action of his career on defense with starting S Kentrell Brice (ankle) sidelined for most of the game, appearing on 30 snaps and posting his first career sack and a pass defended along with two tackles (one solo)...Early in the second quarter on third-and-goal from the Green Bay 7, came up to nearly intercept QB Brock Osweiler's pass intended for WR Danny Amendola as the Dolphins were forced to settle for a field goal...On the final play of the third quarter, came unblocked off the right end to sack QB Brock Osweiler for a 12-yard loss on third down to force a Miami punt...Also posted his first carry as a pro, taking a direct snap from LS Hunter Bradley on a fourth-and-3 early in the fourth quarter and running it off the left end for a 26-yard pickup to the Miami 23 to help set up a Mason Crosby FG.

► **At Seattle (Nov. 15):** Played 14 snaps on defense and 12 on special teams...Registered a solo tackle on defense and a tackle on a kickoff return late in the first quarter.

► **At Minnesota (Nov. 25):** Inactive (ankle).

► **Vs. Arizona (Dec. 2):** Inactive (ankle).

31 Davon House, CB, 8th Year, New Mexico State

- Rejoined the Packers in 2017 and started all 12 games he appeared in, recording 49 tackles (42 solo), three tackles for a loss, a sack, an interception and nine passes defended (No. 4 on the team).

- Appeared in 16 games with four starts in 2016 for Jacksonville and finished with 16 tackles (13 solo).

- Started a career-best 15 of 16 games played for the Jaguars in 2015, setting career highs in tackles (60), solo tackles (49), passes defended (23) and interceptions (four). His 23 passes defended set a franchise single-season record.

2018 SEASON: Played in three games, seeing time on defense and special teams...Was placed on injured reserve (shoulder) on Sept. 26.

► **Vs. Chicago (Sept. 9):** Appeared on 15 plays on special teams.

► **Vs. Minnesota (Sept. 16):** Played 24 snaps on defense, seeing increased time after CB Kevin King (groin) left the game.

► **At Washington (Sept. 23):** Appeared on six plays on defense and 13 on special teams.

37 Josh Jackson, CB, Rookie, Iowa

- Played in 39 games with 14 starts in three seasons at Iowa, registering 66 tackles (52 solo), 32 passes defended, eight interceptions, a forced fumble and 168 interception return yards with two touchdowns.

- Named a permanent team captain on defense in 2017 and was a consensus first-team All-American as well as first-team All-Big Ten by league's coaches and media.

- Set career highs as a junior in '17 in games started (13), tackles (48), solo tackles (34), passes defended (26, No. 1 in the nation), interception return yards (168, No. 2 in the nation) and forced fumbles (one), while his career-best eight interceptions led the nation and tied the single-season school record.

2018 SEASON: Has played in all 14 games with nine starts and has posted 58 tackles (36 solo), a tackle for a loss, a QB pressure and 11 passes defended (No. 2 on the team)...Has added three tackles on special teams and a recovery of a blocked punt for a TD.

► **Vs. Chicago (Sept. 9):** Started as the third CB in his NFL debut, becoming the first Green Bay rookie cornerback to start in Week 1 since Sam Shields in 2010...Registered three tackles (all solo) and a pass defended...Late in the third quarter, came up to stop RB Tarik Cohen for a 1-yard loss on a screen pass.

► **Vs. Minnesota (Sept. 16):** Appeared on 34 plays on defense and 16 on special teams, finishing with three tackles (two solo)...Midway through the first quarter, recovered a Matt Wile punt that had been blocked by WR Geronimo Allison, catching the ball in the front of the end zone for the score...Became the first Packer to score on a blocked punt since LB Dezman Moses vs. Jacksonville on Oct. 28, 2012...Also registered a tackle

on special teams.

► **At Washington (Sept. 23):** Played 37 snaps on defense and 11 on special teams...Posted four tackles (one solo) and a QB pressure.

► **Vs. Buffalo (Sept. 30):** Started as the third CB and played 49 of 58 snaps, recording seven tackles (four solo) and a career-high two passes defended...Late in the first half, broke up a QB Josh Allen pass intended for WR Kelvin Benjamin near the sideline...Early in the fourth quarter, broke up a deep pass over the middle intended for WR Zay Jones on third down.

► **At Detroit (Oct. 7):** Started as the third CB and played 47 of 62 snaps, posting five tackles (two solo) and a team-high two passes defended...On the first play from scrimmage, broke up a short pass from QB Matthew Stafford intended for WR Marvin Jones.

► **Vs. San Francisco (Oct. 15):** Played 21 snaps on defense and recorded a solo tackle...Also appeared on 13 plays on special teams.

► **At L.A. Rams (Oct. 28):** Appeared on three plays on defense and 18 on special teams...Recorded a special teams tackle.

► **At New England (Nov. 4):** Played 41 snaps on defense and 14 on special teams...Finished with five tackles (three solo) and two passes defended (tied for the team lead)...Midway through the third quarter, batted down a QB Tom Brady pass on third-and-goal from the 1 that was intended for WR Chris Hogan...On the next series, drilled WR Julian Edelman on a short pass just as the ball arrived for the pass breakup.

► **Vs. Miami (Nov. 11):** Started and played all 68 snaps, a career high, and registered six tackles (three solo).

► **At Seattle (Nov. 15):** Started and appeared on 69 of 70 plays, posting three tackles (all solo).

► **At Minnesota (Nov. 25):** Started and played 60 of 70 snaps, ranking No. 2 on the team with a career-high nine tackles (seven solo) and a pass defended.

► **Vs. Arizona (Dec. 2):** Started and appeared on 61 of 62 plays, recording four tackles (one solo) and a pass defended...Early in the second quarter, broke up a screen pass from QB Josh Rosen intended for RB David Johnson.

► **Vs. Atlanta (Dec. 9):** Started and played 56 of 71 snaps, finishing with three tackles (two solo) and two passes defended...Late in the third quarter, got a hand in to break up a pass over the middle from QB Matt Ryan intended for TE Austin Hooper...Late in the fourth quarter, broke up a deep pass from Ryan intended for WR Mohamed Sanu in the end zone...Added a tackle on special teams, bringing down WR Marvin Hall at the Atlanta 8 on a second-quarter kickoff return after Hall fumbled the ball near the goal line.

► **At Chicago (Dec. 16):** Started and played 40 snaps, finishing with five tackles (four solo)...Posted his first career punt return late in the fourth quarter for zero yards.

21 Natrell Jamerson, CB, Rookie, Wisconsin

- Was selected by the New Orleans Saints in the fifth round (No. 164 overall) of the 2018 NFL Draft.

- Played in 47 career games at Wisconsin, starting 16 over his final three seasons (2015-17) in the defensive backfield after playing WR his freshman season.

2018 SEASON: Has been inactive for two games...Was claimed off waivers from the Houston Texans on Dec. 5...Appeared in 10 games for the Texans, posting five tackles (all solo) and a pass defended on defense and two tackles on special teams.

► **Vs. Atlanta (Dec. 9):** Inactive (healthy scratch).

► **At Chicago (Dec. 16):** Inactive (healthy scratch).

33 Aaron Jones, RB, 2nd Year, Texas-El Paso

- Among running backs with 200-plus career attempts, ranks No. 3 in NFL history with an average of 5.50 yards per carry.

- Rushed for 448 yards and four TDs on 81 carries as a rookie in 2017, a 5.53-yard rushing average that ranks No. 6 in franchise single-season history (min. 75 att.).

- Among running backs with 75-plus rushing attempts, ranked No. 2 in the

NFL last season in rushing average behind only Saints RB Alvin Kamara (6.07 avg.).

- Registered two 125-yard rushing games in 2017, tied for the most in franchise history by a Green Bay rookie (John Brockington, 1971; Eddie Lacy, 2013).

2018 SEASON: Has played in 12 games with eight starts and has rushed for 728 yards and eight TDs on 133 carries (5.5 avg.) with 26 catches for 206 yards (7.9 avg.) and a TD...Ranks No. 1 in the league in yards per carry (5.47) and No. 1 among RBs in percentage of carries picking up first downs (30.8 percent)...Is tied for No. 8 in the NFL in rushing TDs...Has posted a team-best 22 runs of 10-plus yards...Ranks No. 5 in league in percentage of carries going for 10-plus yards (16.5 percent)...Was on the reserve/suspended list for the first two games of the season.

► **At Washington (Sept. 23):** Made his season debut, appearing on 17 plays and posting 42 rushing yards on just six carries (7.0 avg.)...Three of the carries picked up first downs, including a 17-yard carry up the middle in the third quarter.

► **Vs. Buffalo (Sept. 30):** Led the team with 65 rushing yards and a TD on 11 carries (5.9 avg.)...Posted a 30-yard run down the left sideline late in the first quarter, the second-longest carry of his career behind only his 46-yard TD run vs. New Orleans on Oct. 22, 2017...Later on the drive, picked up 17 yards on a screen pass and then capped it off with a 3-yard TD run two plays later...Finished with a season-high four rushing first downs.

► **At Detroit (Oct. 7):** Paced the offense with 40 yards rushing on seven carries (5.7 avg.) with two receptions for 19 yards (9.5 avg.).

► **Vs. San Francisco (Oct. 15):** Started for the first time on the season, pacing the team with 41 yards rushing on eight carries (5.1 avg.)...On Green Bay's second play from scrimmage, picked up 16 yards down to the San Francisco 1 on a run off the right end, a play that was initially ruled a TD before it was ruled that he didn't break the plane.

► **At L.A. Rams (Oct. 28):** Started for the second straight game, pacing the team with a season-high 86 rushing yards and a TD on just 12 carries (7.2 avg.)...Late in the third quarter, scored a 33-yard TD on a draw, the second-longest rushing TD of his NFL career behind only his 46-yarder vs. New Orleans in 2017...Got to the second level and then made S John Johnson III miss on his way to the end zone...Had a season-high three carries for 10-plus yards and matched his season high with four rushing first downs.

► **At New England (Nov. 4):** Started for the third straight week and led the team with 75 rushing yards on 14 carries (5.4 avg.), becoming just the third Green Bay player since the 1970 AFL-NFL merger to register 75-plus rushing yards on 15 or fewer attempts in back-to-back games (Gerry Ellis, 1984; Ryan Grant, 2007).

► **Vs. Miami (Nov. 11):** Started his fourth straight game and delivered a career-high 145 rushing yards and a career-best two rushing TDs (2 yards, 10 yards) on just 15 carries (9.7 avg.), becoming just the sixth Packer since 1950 to rush for 145-plus yards on 15 or fewer carries and the first since RB Ahman Green had 15 carries for 163 yards vs. Dallas on Oct. 24, 2004...Became the first player in the NFL with 145-plus rushing yards and two-plus rushing TDs on 15 or fewer attempts since Jaguars RB Maurice Jones-Drew (8-177-2) at Tennessee on Nov. 1, 2009...It marked his third straight game with 75-plus rushing yards and 15 or fewer attempts as he became only the eighth NFL player since the 1970 merger and the first since RB Jamaal Charles in 2010 to accomplish the feat...Became the first Packer to do so since QB Tobin Rote in 1951...Posted a career-best 67-yard run up the middle to the Miami 4 late in the first quarter, the longest run by a Green Bay player since WR Randall Cobb's 67-yarder vs. Detroit on Oct. 6, 2013...Finished with 96 rushing yards on just four carries (24.0 avg.) in the first quarter, the most rushing yards by a Packer since Green posted 122 vs. Detroit in the opening quarter on Sept. 9, 2001...Posted a career-best six runs of 10-plus yards, the most by a Green Bay player since Green had six at Minnesota on Nov. 2, 2003...Added three catches for 27 yards (9.0 avg.) for a career-best 172 yards from scrimmage, the most by a Packers RB since Eddie Lacy registered 182 yards at

New Orleans on Oct. 26, 2014...Accounted for 54 of the Packers' 70 yards on the opening series (27 rushing, 27 receiving).

► **At Seattle (Nov. 15):** Led the Packers with 11 carries for 40 yards (3.6 avg.) and a TD and added a career-best five receptions for a career-high 63 yards (12.6 avg.) and a TD...Took it in for a TD from 8 yards out on a toss on Green Bay's opening drive...Late in the first half, came out of the backfield and got behind LB Austin Calitro to haul in a 24-yard TD pass from Rodgers, making the catch near the goal line as he posted his first career TD reception.

► **At Minnesota (Nov. 25):** Paced the team with 72 yards rushing and a TD on a season-high 17 carries (4.2 avg.) and added three receptions for 21 yards (7.0 avg.)...Scored on a 6-yard run early in the second quarter, taking the toss off the left side for the TD...It marked the first time in his career that he had posted at least one rushing TD in three straight games.

► **Vs. Arizona (Dec. 2):** Led the team with 36 rushing yards and a TD on 11 attempts (3.3 avg.), giving him at least one rushing TD in his fourth straight game, the first Packer to do so since Eddie Lacy (four games in 2013)...His score off the left end with 5:31 remaining tied the game at 17...Added four receptions for 16 yards (4.0 avg.).

► **Vs. Atlanta (Dec. 9):** Posted a team-high 78 rushing yards and a TD on 17 carries (4.6 avg.), making him the first Packer since RB Ahman Green (five games, 2003-04) to register a rushing TD in five consecutive games...With just under six minutes remaining in the third quarter, took the handoff to the right and then cut back to his left as he outran a host of Atlanta defenders for the 29-yard TD run...Matched his season high for carries...Added three receptions for 28 yards (9.3 avg.).

► **At Chicago (Dec. 16):** Started, but suffered a knee injury on his fourth carry of the game and did not return...Finished with 8 yards on four carries (2.0 avg.).

27 Josh Jones, S, 2nd Year, North Carolina State

- One of three Green Bay rookies to play in all 16 games in 2017 (RB Jamaal Williams and P Justin Vogel), and ranked No. 4 on the team with 64 solo tackles. His six special teams tackles tied for No. 2 on the Packers.

- Started seven contests and posted 71 tackles, five tackles for a loss, two sacks, three QB pressures, two QB hits, an interception and seven passes defended as a rookie.

- In his first career start (Week 3 vs. Cincinnati), posted a career-high 11 tackles (10 solo) and became the first rookie defensive back in team history (since 1982) to record two sacks in a game.

2018 SEASON: Has played in 11 games with three starts, seeing time on defense and special teams...Has posted 45 tackles (34 solo), a sack, two tackles for a loss, two QB hits and a pass defended on defense and is tied for No. 3 on the team with six tackles on special teams...Was inactive for the first three games due to injury.

► **Vs. Chicago (Sept. 9):** Inactive (ankle).

► **Vs. Minnesota (Sept. 16):** Inactive (ankle).

► **At Washington (Sept. 23):** Inactive (ankle).

► **Vs. Buffalo (Sept. 30):** Appeared on 15 plays on special teams in his season debut and registered a tackle.

► **At Detroit (Oct. 7):** Played 17 snaps on special teams and four on defense.

► **Vs. San Francisco (Oct. 15):** Appeared on 14 plays on special teams.

► **At L.A. Rams (Oct. 28):** Played 24 snaps on special teams and led the team with a career-high three tackles...In the second quarter, tackled WR JoJo Natson for no gain on JK Scott's 55-yard punt.

► **At New England (Nov. 4):** Saw significant action on defense with Kentrell Brice (knee) and Jermaine Whitehead (ejection) sidelined...Appeared on 51 snaps on defense and was third on the team with seven tackles (six solo)...Also played 18 snaps on special teams.

► **Vs. Miami (Nov. 11):** Saw increased time after Brice departed the game late in the first quarter (ankle), appearing on 61 of 68 plays and leading the secondary with seven tackles (five solo)...Added a tackle on special teams.

► **At Seattle (Nov. 15):** Made his first start of the season, opening in place of an injured Brice (ankle), and played all 70 snaps, one of only two Green Bay defensive players (LB Blake Martinez) to do so...Led the team with a season-high 10 tackles (seven solo).

► **At Minnesota (Nov. 25):** Appeared on 57 of 70 plays on defense and registered two tackles (both solo) and a pass defended.

► **Vs. Arizona (Dec. 2):** Played 48 snaps on defense and registered four tackles (three solo) and a sack...Late in the first quarter, came through untouched on a blitz off the left side to sack QB Josh Rosen for an 8-yard loss on third down to force an Arizona punt...Added a tackle on special teams, bringing down WR Christian Kirk for no gain on a first-quarter punt return.

► **Vs. Atlanta (Dec. 9):** Started and played 63 of 71 snaps, recording seven tackles (five solo) and a QB hit.

► **At Chicago (Dec. 16):** Started and played 48 of 60 snaps, finishing with eight tackles (six solo), including a tackle for a loss...On Chicago's opening drive, brought down RB Jordan Howard for a 1-yard loss on a run to the right...On the next play, pushed WR Allen Robinson out of bounds as he attempted to make a catch near the sideline.

84 Lance Kendricks, TE, 8th Year, Wisconsin

- Has appeared in 123 games since 2011, the most in the league among active tight ends over that span.

- Played in all 16 games with nine starts in his first season with the Packers in 2017, the fourth time in his seven NFL seasons that he appeared in every game (played in 15 games in the other three).

- Started a career-high 16 games for the Los Angeles Rams in 2016 and posted a career-best 50 receptions for 499 yards (10.0 avg.) and two TDs, becoming just the fifth tight end in franchise history to register 50-plus catches in a season.

- Posted 17 TD catches during his six seasons with the Rams, the second most by a TE in franchise history behind only Damone Johnson (18, 1986-92).

2018 SEASON: Has appeared in all 14 games with two starts and has posted 17 receptions for 144 yards (8.5 avg.) and a TD...Has added a tackle on special teams.

► **Vs. Chicago (Sept. 9):** Appeared on 19 plays and posted a 13-yard reception.

► **Vs. Minnesota (Sept. 16):** Played 27 snaps and caught one pass for 4 yards.

► **At Washington (Sept. 23):** Appeared on 10 plays on offense and three on special teams.

► **Vs. Buffalo (Sept. 30):** Played a season-high 35 snaps on offense, posting a 5-yard reception to convert a third-and-1 in the fourth quarter...Recovered a RB Ty Montgomery fumble late in the fourth quarter to retain possession for the Packers...Helped the offense rack up a season-high 141 rushing yards on 32 carries (4.4 avg.)...On RB Aaron Jones' 30-yard, came from the backfield to block LB Ramon Humber and clear a big hole for Jones.

► **At Detroit (Oct. 7):** Played 18 snaps, finishing with two receptions for 8 yards (4.0 avg.) and a TD...Late in the third quarter, caught a 1-yard TD pass in the flat from QB Aaron Rodgers.

► **Vs. San Francisco (Oct. 15):** Appeared on 22 plays and caught two passes for 37 yards (18.5 avg.), highlighted by a 22-yard grab in the first quarter...Caught the pass from QB Aaron Rodgers in the flat before taking it down the sideline and spinning away from a host of defenders to pick up extra yardage down to the San Francisco 12.

► **At L.A. Rams (Oct. 28):** Played 17 snaps on offense and five on special teams.

► **At New England (Nov. 4):** Appeared on 26 plays on offense and five on special teams.

► **Vs. Miami (Nov. 11):** Started his first game of the season, appearing on 35 plays and hauling in two passes for 24 yards (12.0 avg.), including an 18-yard reception in the fourth quarter...Helped block for Green Bay's season-high 195 yards and two TDs on just 25 carries (7.8 avg.).

► **At Seattle (Nov. 15):** Played 26 snaps and caught two passes for 12 yards (6.0 avg.).

► **At Minnesota (Nov. 25):** Appeared on 22 plays and posted two receptions for 14 yards (7.0 avg.).

► **Vs. Arizona (Dec. 2):** Played 12 snaps on offense and eight on special teams.

► **Vs. Atlanta (Dec. 9):** Appeared on 17 plays on offense and four on special teams...Posted a tackle on special teams.

► **At Chicago (Dec. 16):** Started as the Packers opened up with two TEs, recording a season-high four receptions for 27 yards (6.8 avg.) on just nine snaps of action on offense.

20 Kevin King, CB, 2nd Year, Washington

- Appeared in nine games with five starts as a rookie in 2017, registering 31 tackles (23 solo), a tackle for a loss and eight passes defended (No. 5 on the team) before being placed on injured reserve (shoulder) on Dec. 6.

- Despite being limited to nine games due to injury, his five starts were the third most among Packers rookies in 2017 (S Josh Jones and RB Jamaal Williams both had seven).

- Played in all 48 games with 35 starts in his four seasons at Washington and registered 165 tackles (107 solo), 8½ tackles for a loss, six interceptions, 28 passes defended, two forced fumbles and two fumble recoveries.

2018 SEASON: Started all six games he appeared in and recorded 22 tackles (16 solo), a tackle for a loss, an interception, a fumble recovery and a pass defended...Added a tackle on special teams...Was inactive for six contests due to injury...Was placed on injured reserve (hamstring) on Dec. 5.

► **Vs. Chicago (Sept. 9):** Started and was one of five Green Bay defenders to appear on all 70 snaps, finishing with three tackles (all solo)...Late in the first half, came up to stop WR Taylor Gabriel for a 2-yard loss on a swing pass from QB Mitchell Trubisky.

► **Vs. Minnesota (Sept. 16):** Started and played 26 snaps before departing the game late in the first half due to a groin injury...Posted three tackles (one solo).

► **At Washington (Sept. 23):** Inactive (groin).

► **Vs. Buffalo (Sept. 30):** Inactive (groin).

► **At Detroit (Oct. 7):** Started and played 51 of 62 snaps, departing the game late in the fourth quarter (chin)...Led the team with a career-high eight tackles (six solo) and added a pass defended.

► **Vs. San Francisco (Oct. 15):** Started and played all 57 snaps, finishing with three tackles (all solo), a fumble recovery and an interception...Posted his first career fumble recovery, scooping up a FB Kyle Juszczyk at the San Francisco 44 that was forced by S Ha Ha Clinton-Dix...With just over a minute remaining and the game tied at 30, ran stride for stride with WR Marquise Goodwin down the middle of the field and intercepted QB C.J. Beathard's third-down pass at the Green Bay 10...Also registered a tackle on special teams.

► **At L.A. Rams (Oct. 28):** Started and played 76 of 78 snaps, recording three tackles (two solo) and a pass defended...On the opening drive of the second half, ran stride for stride with WR Brandin Cooks to make a leaping breakup of QB Jared Goff's deep pass near the right sideline to force a Rams punt.

► **At New England (Nov. 4):** Started, but was limited to just 24 snaps of action after departing the game in the second quarter due to a hamstring injury...Posted two tackles (one solo).

► **Vs. Miami (Nov. 11):** Inactive (hamstring).

► **At Seattle (Nov. 15):** Inactive (hamstring).

► **At Minnesota (Nov. 25):** Inactive (hamstring).

► **Vs. Arizona (Dec. 2):** Inactive (hamstring).

9 DeShone Kizer, QB, 2nd Year, Notre Dame

- Started 15 games for the Cleveland Browns as a rookie in 2017, completing 255 of 476 passes (53.6 percent) for 2,894 yards and 11 TDs.

- Became the third-youngest NFL quarterback to start in Week 1 since 1963.

- Rushed for 419 yards and five TDs on 77 attempts (5.4 avg.) last season, becoming just the fourth rookie QB in NFL history to register 400-plus rushing yards and five-plus rushing TDs (Vince Young, Cam Newton, Robert Griffin III).

- Was tied for No. 3 in the league among all QBs with the five rushing TDs, which was the most by a Browns QB since Mike Phipps had five in 1972. His 419 rushing yards set a single-season team record among QBs.

- Tied a Browns single-game rookie record with three TD passes vs. Green Bay last season in Week 14 and threw for 314 yards in Week 17 at Pittsburgh, the fifth most in a game by a Cleveland rookie.

2018 SEASON: Has played in two games, completing 4 of 7 passes for 55 yards with an INT for a 42.9 passer rating...Dressed, but did not play, in the other 12 contests.

►**Vs. Chicago (Sept. 9):** Took over for injured QB Aaron Rodgers for the final three drives of the first half, completing 4 of 7 passes for 55 yards with an INT for a 42.9 passer rating...Connected with WR Randall Cobb on a 29-yard completion to the Chicago 21 in the second quarter on third down.

►**Vs. Minnesota (Sept. 16) – Vs. Arizona (Dec. 2):** Dressed, but did not see any action as the backup QB.

►**Vs. Atlanta (Dec. 9):** Took the final snap of the game (kneel down).

►**At Chicago (Dec. 16):** Did not see any action as the No. 2 QB.

16 Jake Kumerow, WR, 1st Year, Wisconsin-Whitewater

- Originally signed to Green Bay's practice squad on Dec. 26, 2017.

- Entered the NFL with the Cincinnati Bengals as an undrafted free agent in May 2015 and spent time on the Bengals' practice squad in 2015-16. Was signed to Cincinnati's active roster for the final game of the 2016 season. Also spent time on New England's practice squad in 2017.

- After transferring from Illinois following his freshman season, played at Wisconsin-Whitewater for three seasons, where he posted a school-record 36 TD receptions in 35 games played.

2018 SEASON: Has played in three games and has posted two receptions for 16 yards (8.0 avg.)...Has added two tackles on special teams...Was activated from injured reserve; designated for return on Dec. 1...Was placed on injured reserve (shoulder) on Sept. 3.

►**Vs. Arizona (Dec. 2):** Saw his first NFL game action, appearing on five plays on offense and 14 on special teams...Recorded his first career catch, hauling in an 11-yard pass from QB Aaron Rodgers near the sideline in the fourth quarter on Green Bay's game-tying drive.

►**Vs. Atlanta (Dec. 9):** Appeared on six plays on offense and 14 on special teams...Posted a tackle on special teams.

►**At Chicago (Dec. 16):** Played 21 snaps on offense and 15 on special teams...Registered a 5-yard reception late in the fourth quarter and registered a tackle on special teams.

95 Tyler Lancaster, DL, Rookie, Northwestern

- Signed with the Packers as an undrafted free agent on May 4.

- Played in 40 games over four seasons at Northwestern, starting the final 39 contests for the Wildcats. Racked up 101 tackles (46 solo), 18.5 tackles for a loss, 3.5 sacks, three passes defended and two forced fumbles.

- Started all 13 games at DT as a senior, earning honorable mention All-Big Ten recognition as he helped the Wildcats rank No. 9 in the NCAA in run defense.

2018 SEASON: Has played in 10 games with three starts, seeing action on defense and special teams...Has posted 23 tackles (13 solo), a tackle for a loss, three QB pressures and two QB hits...Was on Green Bay's practice squad before being signed to the active roster on Oct. 6.

►**At Detroit (Oct. 7):** Appeared on one play on special teams in his NFL debut.

►**Vs. San Francisco (Oct. 15):** Played three snaps on special teams.

►**At L.A. Rams (Oct. 28):** Appeared on eight plays on defense and one on special teams, recording a QB hit.

►**At New England (Nov. 4):** Played 20 snaps on defense and registered two tackles (one solo).

►**Vs. Miami (Nov. 11):** Appeared on 14 plays on defense and posted an assisted tackle and a QB pressure

►**At Seattle (Nov. 15):** Played 11 snaps on defense and registered a QB pressure.

►**At Minnesota (Nov. 25):** Made his first NFL start, opening at NT and playing 22 snaps...Posted a solo tackle and a QB hit.

►**Vs. Arizona (Dec. 2):** Started at NT for the second straight week, appearing on 35 plays and posting a career-high six tackles (two solo).

►**Vs. Atlanta (Dec. 9):** Appeared on 22 plays on defense and recorded three tackles (all solo), including a tackle for a loss...With under four minutes remaining in the second quarter, brought down RB Tevin Coleman for a 4-yard loss on a screen pass from QB Matt Ryan.

►**At Chicago (Dec. 16):** Started and played a career-high 51 snaps on defense, leading the team with a career-high 10 tackles (six solo)...Added a QB pressure.

89 Mercedes Lewis, TE, 13th Year, UCLA

- Appeared in 170 games for the Jacksonville Jaguars during his 12 seasons with the team (2006-17), the third most in franchise history. Played in either 15 or 16 regular-season games in nine of his seasons in Jacksonville.

- Finished his career with the Jaguars ranked No. 3 in team history in receiving yards (4,502) and receptions (375) and No. 2 in receiving TDs (33), tops among tight ends in all three categories.

- Was named to the Pro Bowl in 2010, the first tight end in team history to be honored, after posting career highs in receptions (58), receiving yards (700) and receiving TDs (10).

- Ranked No. 1 among NFL tight ends with an average of 16.2 yards per catch in 2009, the top mark by an NFL tight end (min. 32 rec.) since Jaguars TE Ernest Wilford registered a 16.6-yard average in 2005.

- Helped block for the top four single-season rushing-yardage totals in franchise history (2006-07, 2010, 2017). In 2017, helped the Jaguars lead the league in rushing (141.4 ypg) for the first time in franchise history.

2018 SEASON: Has played in all 14 games with four starts, seeing time on offense and special teams...Has posted three catches for 39 yards (13.0 avg.).

►**Vs. Chicago (Sept. 9):** Played seven snaps on offense and four on special teams in his Green Bay debut.

►**Vs. Minnesota (Sept. 16):** Appeared on 14 plays on offense and eight on special teams.

►**At Washington (Sept. 23):** Played seven snaps on offense and four on special teams.

►**Vs. Buffalo (Sept. 30):** Appeared on 17 plays on offense and five on special teams.

►**At Detroit (Oct. 7):** Played 12 snaps on offense and six on special teams.

►**Vs. San Francisco (Oct. 15):** Made his first start in a Green Bay uniform, appearing on 22 snaps.

►**At L.A. Rams (Oct. 28):** Started as the Packers opened up with two tight ends...Appeared on 12 plays on offense and five on special teams.

►**At New England (Nov. 4):** Played seven snaps and posted his first catch in a Green Bay uniform, hauling in a 5-yard pass from QB Aaron Rodgers late in the third quarter.

►**Vs. Miami (Nov. 11):** Appeared on 10 offensive plays and posted his longest reception in a Green Bay uniform, hauling in a third-down pass for 30 yards in the third quarter down to the Miami 22...Came across the field to make the reception in the flat and take it down the left sideline for the 30-yard gain.

►**At Seattle (Nov. 15):** Played 10 snaps on defense and five on special teams.

►**At Minnesota (Nov. 25):** Started and played 23 snaps, posting a 4-yard reception.

►**Vs. Arizona (Dec. 2):** Played eight snaps on offense and four on special teams.

►**Vs. Atlanta (Dec. 9):** Appeared on 16 plays on offense and six on

special teams.

► **At Chicago (Dec. 16):** Started as the Packers opened up with two TE's, appearing on 11 plays on offense.

70 Alex Light, T/G, Rookie, Richmond

- Started 38 of 44 games played in four seasons for the Spiders, earning first-team All Colonial Athletic Association honors as a senior in 2017.

- Started all 11 games in 2017, seeing time at both tackle and guard, and blocked for an offense that gained 4,980 yards and protected QB Kyle Lauletta, the CAA Offensive Player of the Year and a fourth-round pick of the N.Y. Giants in 2018.

2018 SEASON: Has played in two games, seeing limited action on offense and special teams...Has been inactive for 12 games (healthy scratch).

► **Vs. Atlanta (Dec. 9):** Saw his first NFL action, appearing on three snaps on offense and six on special teams...Came in for two plays at RG in the second quarter in place of Justin McCray, who briefly left the game due to injury...Also took the final snap of the game (kneel down) at LT in place of David Bakhtiari.

► **At Chicago (Dec. 16):** Appeared on three plays on special teams.

63 Corey Linsley, C, 5th Year, Ohio State

- Has started at center in all 68 contests he has played in during his first five seasons in the NFL.

- Was the only player on offense to play every snap for the Packers in 2017, the second time in his career that he had accomplished that feat (also 2014).

- Started every game in 2014, becoming the first rookie center to open every game for the Packers since the league went to a 16-game schedule in 1978.

- Was named to the PFWA's All-Rookie team in '14, the first Green Bay center to be honored since its inception in 1974.

2018 SEASON: Has started all 14 games at C and has played every offensive snap, the only Green Bay player to do so this season...Has helped the Packers rank No. 3 in the NFL in yards per carry (4.98), No. 1 in rushing first-down percentage (28.7), No. 11 in total offense (370.7 ypg) and No. 9 in net passing yards (264.0 ypg)...Has helped block for an offense that has produced a single-season franchise-record six games with 100-plus rushing yards on 25 or fewer attempts, tied with Miami for the most in the league this season.

► **Vs. Chicago (Sept. 9):** Started at C and played all 60 snaps, helping to protect QB Aaron Rodgers as he connected on 20 of 30 passes (66.7 percent) for 286 yards and three TDs with no INTs for a 130.7 passer rating...Part of a line that did not allow a sack in the second half.

► **Vs. Minnesota (Sept. 16):** Started at C and appeared on all 77 snaps, blocking for Rodgers as he completed 30 of 42 passes (71.4 percent) for 281 yards and a TD with no INTs for a 97.4 rating.

► **At Washington (Sept. 23):** Started at C and played all 69 snaps, helping the Packers rush for 100 yards on just 17 carries (5.9 avg.), the fewest attempts by Green Bay in a 100-yard rushing game since Oct. 18, 2015, vs. San Diego (17-133)...Blocked for Rodgers as he posted his third straight game without an INT (27 of 44, 265 yards, two TDs, 93.5 rating).

► **Vs. Buffalo (Sept. 30):** Started at C and played all 76 snaps, helping the offense register a season-high 423 yards of offense, including a season-best 141 yards on 32 carries (4.4 avg.)...Helped the Packers convert 11 of 19 third downs (57.9 pct.), with the 11 conversions the most by the team since Oct. 27, 2013 (13 at Minnesota).

► **At Detroit (Oct. 7):** Started at C and played all 81 snaps, helping the offense rack up 521 yards of offense, the most by the Packers since Sept. 15, 2013, vs. Washington (580 yards)...Protected Rodgers as he threw for 442 yards, the third most in a game in franchise history, and three TDs on 32-of-52 passing.

► **Vs. San Francisco (Oct. 15):** Started at C and played all 71 snaps, blocking for Rodgers as he became the first QB in NFL history to record back-to-back 400-yard passing games with no INTs (425 yards and two

TDs on 25-of-46 passing)...Helped the Packers rack up 521 yards of offense, just the second time in franchise history (also 1983) that the team registered back-to-back 500-yard games.

► **At L.A. Rams (Oct. 28):** Started at C and played all 52 snaps, helping to protect Rodgers as he connected on 18 of 30 passes for 286 yards and one TD with no INTs, his third straight game without an INT...Helped Green Bay rush for 106 yards and two TDs on 19 carries (5.6 avg.), highlighted by 86 yards and a TD on 12 carries (7.2 avg.) from RB Aaron Jones.

► **At New England (Nov. 4):** Started at C and played all 74 snaps, helping the offense rush for 117 yards on 25 carries (4.7 avg.)...Protected Rodgers as he posted his fourth straight zero-INT game (24 of 43, 259 yards, two TDs, 89.2 rating) and brought his streak of consecutive attempts without an INT to 200...Part of a line that allowed just one sack on the evening.

► **Vs. Miami (Nov. 11):** Started at C and played all 57 snaps, helping clear the way for the offense to rush for a season-high 195 yards and two TDs on just 25 carries (7.8 avg.)...It marked just the third time since the 1970 AFL-NFL merger that the Packers recorded 195-plus rushing yards on 25 or fewer carries (at St. Louis Cardinals, Sept. 29, 1985; at Chicago, Dec. 18, 2016)...Helped the Packers post their franchise-record fourth straight outing with 100-plus rushing yards and 25 or fewer carries, just the third time since the merger that a team has accomplished that feat (Miami Dolphins, 2007; Dallas Cowboys, 2015-16)...Blocked for Jones as he racked up a career-high 145 yards and a career-best two rushing TDs on only 15 carries (9.7 avg.), just the sixth Packer since 1950 to rush for 145-plus yards on 15 or fewer carries and the first since Ahman Green (15-163) vs. Dallas on Oct. 24, 2004.

► **At Seattle (Nov. 15):** Started at C and played all 49 snaps, protecting Rodgers as he threw for 332 yards and two TDs on 21-of-30 passing for a 128.8 rating, his sixth straight game with no interceptions.

► **At Minnesota (Nov. 25):** Started at C and played all 53 snaps, blocking for Rodgers as he posted his seventh straight game (min. 15 att.) without an INT, tied for the longest streak in team history (Rodgers, 2016).

► **Vs. Arizona (Dec. 2):** Started at C and played all 76 snaps, protecting Rodgers as he set a franchise record with his eighth straight zero-INT game (min. 15 att.) and brought his streak of consecutive attempts without an INT to 336, surpassing QB Bart Starr's mark (294 in 1964-65) for the longest streak in team annals and moving him into the No. 2 spot in league history behind only Tom Brady (358 in 2010-11)... Part of a line that allowed just one sack on the afternoon.

► **Vs. Atlanta (Dec. 9):** Started at C and played 64 of 65 snaps (not on field for final kneel down)...Protected Rodgers as he posted his ninth straight zero-INT game (tied for No. 2 in NFL history) and brought his streak of consecutive attempts without an INT to 368, a new NFL record as he moved past Brady (358)...Helped the Packers rush for 138 yards and a TD on 25 attempts (5.5 avg.).

► **At Chicago (Dec. 16):** Started at C and appeared on all 68 snaps, blocking for Rodgers as he completed 25 of 42 passes for 274 yards.

99 James Looney, DL, Rookie, California

- Earned honorable mention All-Pacific-12 recognition in both of his final two seasons at the University of California and was on the watch list for the Bronko Nagurski Trophy as a senior in 2017.

- Was tied for the team lead with a career-high 9.5 tackles for a loss in 2017 and matched his career best with 3.5 sacks.

- Began his college career at Wake Forest, appearing in six games as a true freshman in 2013 before transferring to Cal.

2018 SEASON: Has played in one game...Dressed, but did not play, in two games and was inactive for another...Was on Green Bay's practice squad for the first 10 games before being signed to the active roster on Nov. 24.

► **At Minnesota (Nov. 25):** Was active, but did not see any action.

► **Vs. Arizona (Dec. 2):** Dressed, but did not play.

► **Vs. Atlanta (Dec. 9):** Inactive (healthy scratch).

► **At Chicago (Dec. 16):** Made his NFL debut, appearing on one snap on defense.

94 Dean Lowry, DL, 3rd Year, Northwestern

- Played in all 16 games with 11 starts in 2017 and registered 34 tackles (22 solo), two sacks, seven tackles for a loss, a fumble recovery for a touchdown, two passes defended, eight quarterback hits and six QB pressures.

- Earned NFC Defensive Player of the Week (13) honors after recording four tackles (all solo), a sack, a QB pressure, a QB hit and a fumble recovery he returned 62 yards for a touchdown. Became just the seventh Green Bay player (since 1982) to register a sack and a defensive TD in the same game.

- Saw action in 15 games as a rookie and registered 14 tackles (eight solo), two sacks, three tackles for a loss, nine QB pressures and three QB hits. Also appeared in all three postseason contests and posted two tackles (one solo) and a QB pressure.

2018 SEASON: Has played in all 14 games with six starts and has registered 48 tackles (31 solo), seven tackles for a loss, three sacks, a pass defended, a fumble recovery, two QB hits and 13 QB pressures (tied for No. 4 on the team).

►**Vs. Chicago (Sept. 9):** Appeared on 15 plays on defense and posted a solo tackle, bringing down QB Mitchell Trubisky for a 3-yard loss on a fourth-quarter run.

►**Vs. Minnesota (Sept. 16):** Played 18 snaps on defense and 14 on special teams...Recorded two tackles (both solo), including a tackle for a loss.

►**At Washington (Sept. 23):** Appeared on 24 plays on defense and nine on special teams...Registered two tackles (one solo) on defense.

►**Vs. Buffalo (Sept. 30):** Made his first start of the season, opening at DE and playing 36 snaps...Posted three tackles (one solo) and was tied for the team lead with three QB pressures...Helped the defense allow just 58 rushing yards on 16 carries (3.6 avg.).

►**At Detroit (Oct. 7):** Played 42 snaps on defense and 12 on special teams...Led the defensive line with a career-high six tackles (three solo) and added three QB pressures.

►**Vs. San Francisco (Oct. 15):** Started and played a season-high 49 snaps, finishing with two tackles (one solo).

►**At L.A. Rams (Oct. 28):** Appeared on 38 plays on defense and eight on special teams...Posted four tackles (one solo) and QB hit.

►**At New England (Nov. 4):** Played 49 snaps on defense and posted two tackles (both solo), including a tackle for a loss, and a QB pressure.

►**Vs. Miami (Nov. 11):** Appeared on 39 defensive plays and registered six tackles (all solo) and a sack, his first of the season, along with a team-high three QB pressures...Late in the third quarter, shed a block from TE Nick O'Leary to get to QB Brock Osweiler for a 7-yard sack, his first of the season.

►**At Seattle (Nov. 15):** Played 47 snaps on defense and posted two tackles (both solo) and a pass defended.

►**At Minnesota (Nov. 25):** Started and played 55 snaps, finishing with four tackles (three solo), two tackles for a loss, a sack and a QB hit...Late in the first half, drove back G Tom Compton to bring down RB Dalvin Cook for a 1-yard loss on a run up the middle...Midway through the fourth quarter, blew by G Mke Remmers to sack QB Kirk Cousins for an 8-yard loss.

►**Vs. Arizona (Dec. 2):** Started and played 59 of 62 snaps, recording six tackles (three solo), a sack, a QB pressure and a pass defended...On a third down early in the third quarter, got a piece of QB Josh Rosen's pass intended for WR Christian Kirk, helping to force an Arizona three-and-out... In the fourth quarter, quickly beat LG Colby Gossett to get to QB Josh Rosen for an 8-yard sack on first down, giving him a sack in three of his last four games.

►**Vs. Atlanta (Dec. 9):** Started and played 56 snaps, finishing with three tackles (all solo).

►**At Chicago (Dec. 16):** Started and appeared on 53 of 60 snaps, posting five tackles (two solo) and a fumble recovery...Early in the fourth quarter, recovered a fumble by RB Tarik Cohen at the Green Bay 26.

50 Blake Martinez, LB, 3rd Year, Stanford

- Started all 16 games in 2017 and registered a team-high 158 tackles (107 solo), a team-best 12 tackles for a loss, a sack, a forced fumble, two fumble recoveries, an interception, four QB pressures, four QB hits and 11 passes defended (No. 2 on the team). His tackle total ranks No. 8 in team history (since 1975) for a single season.

- Registered a double-digit tackle total in eight games in 2017.

- Played in 13 games with nine starts at ILB as a rookie in 2016 and ranked No. 5 on the team with 62 tackles (46 solo), a sack, four tackles for a loss, two QB hits, two QB pressures, an interception and five passes defended.

- Part of a run defense that ranked No. 8 in the league in rushing yards allowed per game (94.7) and No. 7 in runs of 10-plus yards allowed (37) in 2016.

2018 SEASON: Has started all 14 games at ILB and leads the team with 128 tackles (88 solo)...Ranks No. 3 on the team with a career-high four sacks and is tied for No. 3 on the team with nine tackles for a loss...Has added three passes defended and seven QB pressures.

►**Vs. Chicago (Sept. 9):** Was one of five Green Bay defenders to appear on all 70 snaps...Recorded five tackles (four solo), a pass defended and a QB pressure...On third-and-goal from the 3 late in the first quarter, came up to bring down WR Taylor Gabriel for a 5-yard loss on a swing pass from QB Mitchell Trubisky, forcing the Bears to settle for a field goal.

►**Vs. Minnesota (Sept. 16):** Started and played all 73 snaps, one of four players on Green Bay's defense to do so...Registered eight tackles (six solo) and a pass defended...Midway through the second quarter on a third-and-10, broke up a pass over the middle intended for WR Stefon Diggs to force a Minnesota punt.

►**At Washington (Sept. 23):** Was one of three players on Green Bay's defense to play all 61 snaps, finishing with nine tackles (five solo), a team-high two QB pressures and a pass defended...Late in the third quarter, perfectly timed his hit on RB Chris Thompson to break up a screen pass from QB Alex Smith.

►**Vs. Buffalo (Sept. 30):** Played all 58 snaps, one of four Green Bay defenders to do so, and posted a team-high 11 tackles (nine solo), a sack, two tackles for a loss and a QB pressure...Late in the first half, brought down RB Chris Ivory for a 2-yard loss on a run to the left...Early in the fourth quarter, came up the middle on a blitz and wrapped up QB Josh Allen for an 8-yard sack.

►**At Detroit (Oct. 7):** Started and played all 62 snaps, finishing with six tackles (four solo) and a career-high two sacks...Early in the second quarter, was credited with a sack after touching a sliding Matthew Stafford for a 4-yard loss...Late in the fourth quarter, brought down a scrambling Stafford for a 4-yard sack.

►**Vs. San Francisco (Oct. 15):** Started and played all 57 snaps, leading the team with 11 tackles (nine solo)...With just over four minutes remaining in the game, came up and drilled RB Raheem Mostert for a 1-yard loss on a run to the left.

►**At L.A. Rams (Oct. 28):** Started and played all 78 snaps, pacing the team with 12 tackles, including two tackles for a loss and a sack...On a third-and-10 on the Rams' second drive, came on a blitz up the middle, blowing by C John Sullivan on his way to QB Jared Goff for a 10-yard sack...Early in the second quarter, came up to tackle RB Todd Gurley for a 2-yard loss on a run to the right.

►**At New England (Nov. 4):** Started and played 56 of 71 snaps, missing his first snaps of the season when he left the game due to an ankle injury...Returned to the field in the fourth quarter and finished the game with eight tackles (four solo) to tie for the team lead.

►**Vs. Miami (Nov. 11):** Started and played all 68 snaps, pacing the team with 10 tackles (nine solo).

►**At Seattle (Nov. 15):** Started and played all 70 snaps, finishing with eight tackles (three solo)...Midway through the first quarter, drilled WR Tyler Lockett near the sideline for a 2-yard loss on a short pass.

►**At Minnesota (Nov. 25):** Started and appeared on all 70 snaps, pacing the team and matching his season high with 12 tackles (eight solo).

►**Vs. Arizona (Dec. 2):** Started and played all 62 snaps, one of Green

Bay defenders to do so, and posted eight tackles (four solo) and a QB pressure.

►**Vs. Atlanta (Dec. 9):** Started and played all 71 snaps, pacing the team with a season-high 14 tackles (12 solo) and adding a QB pressure.

►**At Chicago (Dec. 16):** Started and played all 60 snaps, recording six tackles (four solo).

52 Clay Matthews, LB, 10th Year, Southern California

- Ranks No. 1 on the Packers' all-time list (since 1982) with 83.5 career sacks and is tied for No. 1 in franchise history (since 1982) with four 10-sack seasons (DEs Reggie White and Kabeer Gbaja-Biamila).

- Earned six Pro Bowl selections in his first nine seasons, two more than any Packers linebacker and tied with White for the second-most selections by a defensive player in team history, trailing only S Willie Wood (eight).

- Has 11 sacks in 15 career playoff games, the most in franchise postseason history (since 1982) and tied for No. 5 in NFL playoff history.

- Joined Carolina Panthers DE Julius Peppers (84 and seven) as the only players in the NFL with 80-plus sacks (80) and five-plus interceptions (six) from 2009-17.

- Named first-team All-Pro by *The Associated Press* in 2010, the first Green Bay LB to earn that honor since Tim Harris in 1989. Finished second to Pittsburgh safety Troy Polamalu in the AP's Defensive Player of the Year voting in 2010.

2018 SEASON: Has started all 14 games at OLB and has recorded 39 tackles (30 solo), 3.5 sacks, nine tackles for a loss (tied for No. 3 on the team), eight QB hits (tied for the team lead), 16 QB pressures (No. 1 on the team) and two forced fumbles.

►**Vs. Chicago (Sept. 9):** Started and appeared on 60 of 70 snaps, finishing with a solo tackle and three QB pressures.

►**Vs. Minnesota (Sept. 16):** Started and played 56 of 70 snaps, posting three tackles (two solo), two QB pressures and a QB hit.

►**At Washington (Sept. 23):** Started and played 39 snaps, recording two tackles (both solo) and a QB hit...On third down on Washington's second series, drilled QB Alex Smith to force an incomplete pass and a three-and-out.

►**Vs. Buffalo (Sept. 30):** Started and played 37 snaps, posting six tackles (three solo) and three QB pressures (tied for team lead)...Early in the second quarter, came free from the left side to bring down QB Josh Allen for a shared 9-yard sack with LB Nick Perry.

►**At Detroit (Oct. 7):** Started and played 44 snaps, recording an assisted tackle and two QB pressures.

►**Vs. San Francisco (Oct. 15):** Started and played 37 snaps, posting three tackles (two solo) and a sack...On a critical third down late in the game with the Packers trailing, 30-23, fought off a block from T Mike McGlinchey to get to QB C.J. Beathard for a 12-yard sack as the Packers forced a three-and-out.

►**At L.A. Rams (Oct. 28):** Started and played 53 snaps, finishing with a season-high eight tackles (seven solo), a sack, a QB pressure and a QB hit...With the Packers leading, 27-26, midway through the fourth quarter, brought down QB Jared Goff for a zero-yard sack on third down to force a punt.

►**At New England (Nov. 4):** Started and appeared on 46 snaps, posting two tackles (one solo).

►**Vs. Miami (Nov. 11):** Started and played 47 snaps, posting an assisted tackle and a team-high three QB hits.

►**At Seattle (Nov. 15):** Started and played 54 snaps, recording three tackles (all solo), including two for a loss, a forced fumble, two QB pressures and a QB hit...On the first play from scrimmage, punched the ball out from RB Chris Carson on a run up the middle, the 15th forced fumble of his career and one that was recovered by CB/S Tramon Williams at the Seattle 29 to help set up a Green Bay TD...Early in the third quarter, tackled QB Russell Wilson for an 11-yard loss on third down after Wilson caught his pass that was deflected at the line by LB Kyler Fackrell.

►**At Minnesota (Nov. 25):** Started and played 57 snaps, posting four tackles (all solo), including two tackles for a loss, and a QB pressure...On

the Vikings' opening drive, stuffed FB C.J. Ham for no gain on third-and-1 to force a Minnesota punt...In the third quarter, got into the backfield to bring down RB Dalvin Cook for a 1-yard loss...In the fourth quarter, came off the left end to bring down Cook for a 3-yard loss on a run to the left.

►**Vs. Arizona (Dec. 2):** Started and played 43 snaps, posting a solo tackle and two QB pressures (tied for team lead).

►**Vs. Atlanta (Dec. 9):** Started and played 55 snaps, posting three tackles (all solo), two tackles for a loss, a sack and a QB hit...On a third down early in the third quarter, ran a stunt with DL Kenny Clark to beat T Ty Sambrailo on his way to QB Matt Ryan as he brought him down for the 9-yard sack to force a three-and-out...On the first play of the fourth quarter, fought off a block from T Jake Matthews to drill RB Ito Smith for a 2-yard loss on a run to the left.

►**At Chicago (Dec. 16):** Started and played 49 snaps, recording a solo tackle and a forced fumble...Midway through the third quarter, tackled RB Jordan Howard on a run for no gain, also forcing a fumble that was recovered by Bears OL Cody Whitehair.

64 Justin McCray, G, 2nd Year, Central Florida

- Played in 13 games with eight starts (five at RT, two at LG, one at RG) last season. Became the first Green Bay offensive lineman to start games at three different positions since Jason Spitz and Daryn Colledge in 2008.

- Helped the offense rank No. 3 in red-zone scoring (61.9 percent) and No. 5 in yards per carry (4.47 avg.) last season.

- Was in the starting lineup for three of Green Bay's top four rushing performances last season (181 vs. New Orleans, 160 at Dallas, 160 at Chicago).

- Was a four-year letterman at Central Florida, appearing in 45 games with 32 starts (23 at RG, nine at RT). Started all 27 games over his final two seasons.

2018 SEASON: Has played in 10 games with four starts at RG...Was inactive for three contests and dressed, but did not play, in one game.

►**Vs. Chicago (Sept. 9):** Started at RG and played all 60 snaps, helping to protect QB Aaron Rodgers as he connected on 20 of 30 passes (66.7 percent) for 286 yards and three TDs with no INTs for a 130.7 passer rating...Part of a line that did not allow a sack in the second half.

►**Vs. Minnesota (Sept. 16):** Started at RG and appeared on all 77 snaps, blocking for Rodgers as he completed 30 of 42 passes (71.4 percent) for 281 yards and a TD with no INTs for a 97.4 rating.

►**At Washington (Sept. 23):** Started at RG and played 56 of 69 snaps before departing in the fourth quarter due to a shoulder injury...Helped the Packers rush for 100 yards on just 17 carries (5.9 avg.), the fewest attempts by Green Bay in a 100-yard rushing game since Oct. 18, 2015, vs. San Diego (17-133)...Blocked for Rodgers as he posted his third straight game without an INT (27 of 44, 265 yards, two TDs, 93.5 rating).

►**Vs. Buffalo (Sept. 30):** Inactive (shoulder).

►**At Detroit (Oct. 7):** Was active, but did not see any action as he continued to work his way back from a shoulder injury.

►**Vs. San Francisco (Oct. 15):** Appeared on three plays on special teams.

►**At L.A. Rams (Oct. 28):** Inactive (healthy scratch).

►**At New England (Nov. 4):** Inactive (healthy scratch).

►**Vs. Miami (Nov. 11):** Appeared on five plays on special teams.

►**At Seattle (Nov. 15):** Played five snaps on special teams.

►**At Minnesota (Nov. 25):** Appeared on 23 plays on offense, taking two snaps at RG in the second quarter in place of Byron Bell after his shoe came off and then 21 snaps at LG in place of Taylor (quadricep) in the second half.

►**Vs. Arizona (Dec. 2):** Came in at RG for an injured Bell (knee) in the first quarter and played the final 63 snaps of the game...Helped protect Rodgers as he set a franchise record with his eighth straight zero-INT game (min. 15 att.) and brought his streak of consecutive attempts without an INT to 336, surpassing QB Bart Starr's mark (294 in 1964-65) for the longest streak in team annals and moving him into the No. 2 spot in league history behind only Tom Brady (358 in 2010-11)... Part of a line that

allowed just one sack on the afternoon.

► **Vs. Atlanta (Dec. 9):** Started at RG in place of an injured Bell (knee), appearing on 62 of 65 snaps (missed three plays in the third quarter due to injury)...Protected Rodgers as he posted his ninth straight zero-INT game (tied for No. 2 in NFL history) and brought his streak of consecutive attempts without an INT to 368, a new NFL record as he moved past Brady (358)...Helped the Packers rush for 138 yards and a TD on 25 attempts (5.5 avg.).

► **At Chicago (Dec. 16):** Appeared on four plays on special teams.

82 J'Mon Moore, WR, Rookie, Missouri

- Earned second-team All-Southeastern Conference honors in 2016 (*The Associated Press*) and 2017 (*AP* and coaches).

- Played in 13 games with 11 starts in 2017, setting career highs in receptions (65), receiving yards (1,082) and receiving touchdowns (10). His 1,082 receiving yards were the fourth most in a single season in school history.

- Became just the eighth Mizzou player with more than 1,000 receiving yards after posting 1,012 on 62 receptions (16.3 avg.) as a junior in 2016. His 1,012 yards led the SEC (No. 32 nationally), while his 84.3 receiving yards per game ranked No. 2 in the conference.

2018 SEASON: Has played in 10 games and has been inactive for four contests...Has posted one catch for 10 yards and two tackles on special teams...Also has one kickoff return for 26 yards.

► **Vs. Chicago (Sept. 9):** Inactive (healthy scratch).

► **Vs. Minnesota (Sept. 16):** Inactive (healthy scratch).

► **At Washington (Sept. 23):** Inactive (healthy scratch).

► **Vs. Buffalo (Sept. 30):** Made his NFL debut, appearing on 11 plays on offense.

► **At Detroit (Oct. 7):** Played 14 snaps on offense and eight on special teams.

► **Vs. San Francisco (Oct. 15):** Appeared on 17 plays on offense and recorded his first career catch in the NFL, hauling in a 10-yard pass from QB Aaron Rodgers in the fourth quarter.

► **At L.A. Rams (Oct. 28):** Inactive (healthy scratch).

► **At New England (Nov. 4):** Played 11 snaps on special teams and registered his first career tackle, bringing down WR Cordarrelle Patterson at the New England 36 on the opening kickoff of the game.

► **Vs. Miami (Nov. 11):** Played five snaps on offense and 16 on special teams.

► **At Seattle (Nov. 15):** Appeared on 15 plays on special teams.

► **At Minnesota (Nov. 25):** Played 11 snaps on offense and 15 on special teams.

► **Vs. Arizona (Dec. 2):** Appeared on 14 plays on special teams.

► **Vs. Atlanta (Dec. 9):** Played 14 snaps on special teams...Posted his first career kickoff return, taking it for 26 yards in the third quarter...Added a tackle on special teams.

► **At Chicago (Dec. 16):** Appeared on 17 plays on special teams.

44 Antonio Morrison, LB, 3rd Year, Florida

- Was acquired by the Packers in a trade with the Indianapolis Colts on Aug. 26, 2018, in exchange for CB Lenzy Pipkins.

- Was originally selected by the Colts in the fourth round (No. 125 overall) of the 2016 NFL Draft out of the University of Florida.

- In two seasons with Indianapolis, played in 31 games with 19 starts and registered 154 tackles (91 solo), six tackles for a loss and a pass defended. Started all 15 games he played in at inside linebacker last season and led the team with a career-high 108 tackles (64 solo).

2018 SEASON: Has played in all 14 games with seven starts and has posted 33 tackles (21 solo), two tackles for a loss, a sack, a QB pressure and a QB hit...Has added four tackles on special teams.

► **Vs. Chicago (Sept. 9):** Appeared on 11 plays on defense and 19 on special teams in his Green Bay debut...On a third-and-1 early in the second quarter, came up to help stuff RB Jordan Howard for no gain on a run up the middle as the defense forced a three-and-out...Finished with

three tackles (two solo) on defense and added a tackle on special teams.

► **Vs. Minnesota (Sept. 16):** Started for the first time as a Packer, opening at iLB...Played 22 snaps on defense, finishing with three tackles (two solo)...Also appeared on 16 plays on special teams.

► **At Washington (Sept. 23):** Started and played 23 snaps, posting four tackles (two solo)...Also appeared on 20 plays on special teams.

► **Vs. Buffalo (Sept. 30):** Appeared on 10 plays on defense and 17 on special teams...Late in the first quarter, came up the middle on a blitz to drill QB Josh Allen as his pass attempt to RB Taiwan Jones was overthrown...Added a tackle on special teams.

► **At Detroit (Oct. 7):** Played 18 snaps on defense and 16 on special teams, recording five tackles (three solo) on defense.

► **Vs. San Francisco (Oct. 15):** Appeared on 20 snaps on special teams and three on defense.

► **At L.A. Rams (Oct. 28):** Played 26 snaps on special teams and posted a tackle.

► **At New England (Nov. 4):** Appeared on 31 plays on defense, finishing with six tackles (all solo), a sack and a QB pressure...Late in the third quarter, posted his first career sack when came up the middle on third down to bring down QB Tom Brady for an 11-yard loss...Also played 17 snaps on special teams and made a tackle of WR Julian Edelman for no gain on a third-quarter punt return.

► **Vs. Miami (Nov. 11):** Started and played 14 snaps, posting an assisted tackle...Also appeared on 14 plays on special teams.

► **At Seattle (Nov. 15):** Started and played 40 snaps, recording three tackles (two solo).

► **At Minnesota (Nov. 25):** Started and played 46 snaps, finishing with six tackles (three solo).

► **Vs. Arizona (Dec. 2):** Started and played 25 snaps on defense.

► **Vs. Atlanta (Dec. 9):** Started and played seven snaps, posting a solo tackle...Early in the second quarter, came up the middle to tackle RB Ito Smith for a 2-yard loss on a run to the left...Fielded Matt Bosher's onside kick at the Atlanta 48 with 13 seconds remaining to seal the win.

► **At Chicago (Dec. 16):** Appeared on eight plays on defense and 10 on special teams...Registered an assisted tackle on defense.

77 Adam Pankey, G/T, 2nd Year, West Virginia

- Originally signed with the Packers as an undrafted free agent in May 2017. Spent the final 16 weeks of the 2017 season on Green Bay's active roster, appearing in one game (Week 17 at Detroit).

- Played in 45 games with 36 starts while playing guard and tackle over four seasons at West Virginia.

2018 SEASON: Has appeared in one game, seeing limited action on offense, and has been inactive for one contest...Was signed to the active roster from the practice squad on Dec. 8 after spending the first 12 games on the practice squad.

► **Vs. Atlanta (Dec. 9):** Took the final snap of the game (kneeldown) at RG in place of Justin McCray.

► **At Chicago (Dec. 16):** Inactive (healthy scratch).

62 Lucas Patrick, G, 2nd Year, Duke

- Played in 12 games with two starts in 2017, opening at left guard in Week 4 vs. Chicago and at right guard in Week 17 at Detroit.

- Spent the entire 2016 season on Green Bay's practice squad. Was originally signed by the Packers as an undrafted free agent on June 1, 2016, after participating in Green Bay's rookie orientation camp that May on a tryout basis.

- Appeared in 44 career games with 26 starts at Duke, closing out his career with 21 consecutive starts at LG.

2018 SEASON: Has played in 11 games with two starts, opening one game at each guard spot...Has returned two kickoffs for 23 yards (11.5 avg.)...Dressed, but did not play, in one contest and was inactive for another.

► **Vs. Chicago (Sept. 9):** Dressed, but did not see any action.

► **Vs. Minnesota (Sept. 16):** Played three snaps on special teams and

made a critical play midway through the fourth quarter...After the Vikings had cut the Packers' lead to 23-21, fielded a short kickoff at the Green Bay 23 and returned it 8 yards to the 31.

►**At Washington (Sept. 23):** Appeared on one series at RG in the fourth quarter, playing six snaps in place of an injured Justin McCray (shoulder)...Also played eight snaps on special teams.

►**Vs. Buffalo (Sept. 30):** Played five snaps on special teams.

►**At Detroit (Oct. 7):** Appeared on 10 plays on special teams.

►**Vs. San Francisco (Oct. 15):** Played 16 snaps at RG, first entering the game for four snaps late in the first quarter when T/G Byron Bell briefly departed with an injury and then for 12 more when T Bryan Bulaga (shoulder) left the game in the third quarter and Bell kicked out to RT.

►**At L.A. Rams (Oct. 28):** Appeared on 11 plays on special teams.

►**At New England (Nov. 4):** Played 12 snaps on special teams.

►**Vs. Miami (Nov. 11):** Appeared on five plays on special teams...Fielded a squib kick late in the first quarter and returned it 15 yards, but sustained an injury on the play (evaluated for concussion) and did not return.

►**At Seattle (Nov. 15):** Inactive (concussion).

►**At Minnesota (Nov. 25):** Appeared on four plays on special teams.

►**Vs. Arizona (Dec. 2):** Played nine snaps on special teams.

►**Vs. Atlanta (Dec. 9):** Made his first start of the season, opening at LG in place of an injured Lane Taylor (foot) and appearing on all 65 snaps...Protected QB Aaron Rodgers as he posted his ninth straight zero-INT game (tied for No. 2 in NFL history) and brought his streak of consecutive attempts without an INT to 368, a new NFL record as he moved past Brady (358)...Helped the Packers rush for 138 yards and a TD on 25 attempts (5.5 avg.).

►**At Chicago (Dec. 16):** Started at RG and played all 68 snaps, helping to block for Rodgers as he threw for 274 yards on 25-of-42 passing.

53 Nick Perry, LB, 7th Year, Southern California

• Leads the Packers with 19.5 sacks since 2016. Registered a two-sack game in each of the last five seasons (2013-2017), the only Packer to do so over that span.

• Played in 12 games with 11 starts in 2017 and finished No. 2 on the team with seven sacks, No. 4 on the team with eight tackles for a loss and led the team in both QB hits (16) and QB pressures (22).

• Appeared in 14 games with 12 starts in 2016 and led the team with a career-high 11 sacks, which was tied for No. 8 in the NFL. Also posted a career-best 60 tackles (43 solo), 15 QB hits (No. 2 on the team), four passes defended and the first INT of his career.

• His seven career postseason sacks rank No. 3 in franchise history (since 1982) behind LB Clay Matthews (11) and DE Reggie White (eight). Since entering the league in 2012, ranks No. 1 in the NFL with seven sacks in the playoffs over that span.

2018 SEASON: Started all all nine games he appeared in at OLB and recorded 25 tackles (18 solo), 1.5 sacks, four tackles for a loss, a forced fumble, seven QB pressures, three QB hits and five passes defended (tied for the team lead)...Was placed on injured reserve (knee) on Nov. 24.

►**Vs. Chicago (Sept. 9):** Started and played 41 snaps, posting four tackles (all solo), two tackles for a loss, a sack and two QB pressures...On fourth-and-10 with just over a minute remaining and the Packers leading, 24-23, fought off a block from T Charles Leno Jr. to sack QB Mitchell Trubisky, punching the ball out as DL Kenny Clark recovered the fumble at the Chicago 39 to seal the 24-23 win.

►**Vs. Minnesota (Sept. 16):** Started and played 40 snaps, finishing with two tackles (both solo) and a pass defended.

►**At Washington (Sept. 23):** Started and appeared on 38 plays, posting a season-high seven tackles (five solo), including a tackle for a loss...Midway through the fourth quarter, fought off a block from TE Vernon Davis to bring down RB Adrian Peterson for a 2-yard loss on a run to the left.

►**Vs. Buffalo (Sept. 30):** Started and played 33 snaps, finishing with two tackles (one solo), a half-sack, two QB pressures and a pass

defended...Early in the second quarter, came off the right side and beat T Dion Dawkins to get to QB Josh Allen for a shared 9-yard sack with LB Clay Matthews.

►**At Detroit (Oct. 7):** Started and played 35 snaps, posting three tackles (two solo), a QB hit and a QB pressure.

►**Vs. San Francisco (Oct. 15):** Started and played 29 snaps, posting an assisted tackle, a QB hit and a career-high three passes defended...Batted down a QB C.J. Beathard pass on third down late in the first quarter to force a punt, again on a first down at the Green Bay 26 late in the first half, and with just over a minute remaining on the play before CB Kevin King's interception.

►**At L.A. Rams (Oct. 28):** Started and played 40 snaps, finishing with four tackles (three solo).

►**At New England (Nov. 4):** Started and played 29 snaps, recording two tackles (one solo), a QB hit and a QB pressure.

►**Vs. Miami (Nov. 11):** Was limited to just 15 snaps of action after departing the game late in the second quarter due to a knee injury.

►**At Seattle (Nov. 15):** Inactive (knee).

35 Eddie Pleasant, S, 7th Year, Oregon

• Entered the league as an undrafted free agent with Houston in 2012 and went on to play six seasons (2012-17) with the Texans.

• Played in 78 regular-season games with one start for Houston, recording 86 tackles (67 solo), four QB hits, two tackles for a loss, 2.5 sacks, three interceptions, 17 passes defended, a forced fumble and a fumble recovery on defense. Added 30 tackles on special teams.

• Was with New England during the 2018 preseason and appeared in one game for Arizona earlier this season.

2018 SEASON: Has appeared in three games with one start, seeing time on defense and special teams...Has registered seven tackles (three solo) and a tackle for a loss on defense and three tackles on special teams...Signed with the Packers as a free agent on Nov. 28...Appeared in one game for the Cardinals earlier this season.

►**Vs. Arizona (Dec. 2):** Played 11 snaps on defense and six on special teams in his Green Bay debut.

►**Vs. Atlanta (Dec. 9):** Appeared on six plays on defense and 14 on special teams...Registered three tackles (one solo) on defense and led the team with a season-high three tackles on special teams.

►**At Chicago (Dec. 16):** Made his first start in a Green Bay uniform, opening the game as the third safety and appearing on 31 snaps...Registered two tackles (one solo), including a tackle for a loss...Late in the second quarter, came up to tackle RB Tarik Cohen for a 4-yard loss on a screen pass.

25 Will Redmond, CB, 3rd Year, Mississippi State

• Was originally selected by the San Francisco 49ers in the third round (No. 68 overall) of the 2016 NFL Draft.

• Spent his entire rookie season on injured reserve (knee) and the first eight games of the 2017 season on injured reserve (ankle). Was released by the 49ers on Oct. 31, 2017, and then was signed to the Kansas City Chiefs' practice squad.

2018 SEASON: Has played in five games, seeing time on defense and special teams, and has been inactive for one contest...Has posted one tackle on special teams...Was signed to the Packers' practice squad on Sept. 11 and then was signed to the 53-man roster on Nov. 6.

►**Vs. Miami (Nov. 11):** Inactive (healthy scratch).

►**At Seattle (Nov. 15):** Made his NFL debut, appearing on nine plays on special teams.

►**At Minnesota (Nov. 25):** Played seven snaps on special teams.

►**Vs. Arizona (Dec. 2):** Appeared on 10 plays on special teams.

►**Vs. Atlanta (Dec. 9):** Saw his first NFL action on defense, appearing on five plays, and 15 plays on special teams...Registered a tackle on special teams.

►**At Chicago (Dec. 16):** Played 14 snaps on special teams.

12 Aaron Rodgers, QB, 14th Year, California

- Ranks No. 1 in NFL history (min. 1,500 attempts) in career passer rating (103.1), interception percentage (1.47) and TD/INT ratio (4.20, 336/80).
- Has posted six seasons (2009, 2011-12, 2014-16) with 500-plus passing attempts and eight or fewer INTs, the most in NFL history ahead of Patriots QB Tom Brady (four), Redskins QB Alex Smith (two) and nine QBs (one).
- Has been named the NFL's Most Valuable Player by *The Associated Press* twice in his career (2011, 2014), one of only eight players in league history to win the award multiple times.
- Is the only quarterback in league history to record a 100-plus passer rating in six consecutive seasons (2009-14), with no other QB doing so in more than four straight seasons. Has posted a 100-plus rating in seven seasons (2009-14, 2016), tied with Saints QB Drew Brees for the most in NFL history.
- Is one of only three QBs in NFL annals with 40,000-plus passing yards and 2,500-plus rushing yards (Fran Tarkenton, John Elway).
- Is the lone QB in NFL history to throw 40-plus TD passes with seven or fewer INTs in a season, having done it twice in his career (45/6 in 2011, 40/7 in 2016).
- In 156 career regular-season starts (since 2008), has posted 55 games with 300-plus passing yards (No. 5 in the NFL over that span), 94 without an interception (No. 1, min. 15 attempts) and 85 with a 100-plus passer rating (No. 2).
- Has been selected to the Pro Bowl in six of the last nine seasons (2009, 2011-12, 2014-16).
- In the franchise record books, holds seven of the top eight single-season marks for passer rating (2009-14, 2016), four of the top six for passing TDs (2011-12, 2014, 2016), six of the top seven for completion percentage (2010-14, 2016) and four of the top six for passing yards (2009, 2011, 2014, 2016).

2018 SEASON: Has started all 14 games and has completed 332 of 537 passes (61.8 percent) for 3,974 yards and 23 TDs with two INTs for a 97.2 passer rating...Ranks No. 6 in the league in passing yards and No. 1 in interception percentage (0.4)...Leads the league with nine completions of 50-plus yards and is tied for the NFL lead with 14 completions of 40-plus yards...Has completed a pass of 50-plus yards to seven different players on the season, a franchise record...Leads the NFL with 12 zero-INT games (min. 15 att.) this season, tied for the second most in a season in franchise history behind only his 13 games in 2014...Ranks No. 1 in the league with 1,114 yards passing on third down...Has added 237 rushing yards on 38 carries (6.2 avg.)...Has rushed for 17 first downs on his 38 carries, a 44.7 percentage that ranks No. 3 in the NFL among players with 35-plus attempts...Has posted nine runs of 10-plus yards, good for No. 2 on the team.

►**Vs. Chicago (Sept. 9):** Completed 20 of 30 passes (66.7 percent) for 286 yards and three TDs with no INTs for a 130.7 passer rating as he led the Packers to the second-largest comeback win in Lambeau Field history after Green Bay trailed 20-0 late in the third quarter...It marked the first time in team annals that the Packers won a game after trailing by 17-plus points entering the fourth quarter...It marked his sixth regular-season game since 2008 with a 125-plus rating against the Bears, the most in the league over that span with no other QB posting more than one 125-plus game against Chicago...With just over nine minutes remaining in the second quarter, sustained a knee injury when he was sacked by DE Roy Robertson-Harris at the Green Bay 27...Was sidelined for the final three drives of the first half, but returned to the field for the second half...Completed 17 of 23 passes for 273 yards and three TDs in the second half (152.7 rating), with all three of his TD passes coming in the fourth quarter, a career high...Early in the fourth quarter, connected with WR Geronimo Allison on a 39-yard TD pass, lofting the ball to Allison in the right corner of the end zone over CB Kyle Fuller...On the next drive, found WR Davante Adams for a 51-yard completion to the Chicago 24 and then connected with him again three plays later for a 12-yard TD pass...Led the offense to a third straight TD drive, with all three taking less than three minutes, threading the ball to WR Randall Cobb on a short pass over the middle as Cobb

took it down the middle of the field for a game-winning 75-yard TD with 2:13 remaining...It marked his 10th TD pass of 75-plus yards since 2008, tied with Giants QB Eli Manning for the most in the league over that span.

►**Vs. Minnesota (Sept. 16):** Playing with a brace on his injured left knee, completed 30 of 42 passes (71.4 percent) for 281 yards and a TD with no INTs for a 97.4 rating...Also rushed three times for 8 yards (2.7 avg.), including a 7-yard run late in the first quarter on a third-and-7...Completed passes to eight different receivers, with three players recording 60-plus receiving yards for the second straight game (TE Jimmy Graham, 6-95; Adams, 8-64; Allison, 6-64).

►**At Washington (Sept. 23):** Completed 27 of 44 passes (61.4 percent) for 265 yards and two TDs with no INTs for a 93.5 rating...Eclipsed 5,000 career passing attempts in the game, with his 319 career TD passes at the time of his 5,000th attempt setting an NFL mark (Johnny Unitas, 284) and his 78 INTs also setting a league record (Donovan McNabb, 107)...Connected with a wide-open Allison on a 64-yard TD pass down the middle of the field late in the first half, his 29th TD pass of 60-plus yards since 2008, the most in the NFL over that span...Found Adams on a slant for a 2-yard TD on the opening drive of the second half...Added two carries for 13 yards (6.5 avg.), including a 10-yard scramble to convert a third-and-3 on Green Bay's opening drive of the second half.

►**Vs. Buffalo (Sept. 30):** Connected on 22 of 40 passes (55.0 percent) for a season-high 298 yards and a TD with one INT...Was picked off for the first time on the season, snapping a streak of 150 consecutive attempts without an INT...Helped the offense convert on 11 of 19 third downs (57.9 pct.), with the 11 conversions the most by Green Bay since Oct. 27, 2013 (13 at Minnesota)...Rushed for 31 yards on five carries (6.2 avg.), highlighted by a 15-yard scramble late in the first half to convert a third-and-10 and help set up K Mason Crosby's 52-yard FG as time expired.

►**At Detroit (Oct. 7):** Threw for 442 yards and three TDs on 32-of-52 passing for a 108.0 rating...It marked his fifth career 400-yard passing game, further extending his franchise record, and marked the second-best yardage output of his career behind only his 480-yard performance vs. Washington in 2013...Threw for 301 yards in the second half, the most in his career in a second half and the third most in either half in his career (335 yards vs. Washington in the first half in 2013, 315 vs. Chicago in the first half in 2014)...His 32 completions were a season high and his most since posting 33 at Atlanta last season in Week 2...Had six completions of 20-plus yards, the most he has posted since recording the same number vs. Minnesota (Week 16) in 2016...Went over the 40,000-yard passing mark for his career, making him the fastest QB to 40,000 passing yards/300 passing TDs in NFL history by doing it in his 154th career game (Peyton Manning and Dan Marino, 157 games)...Is tied for No. 4 in league history for games needed to reach 40,000 passing yards behind QBs Matt Ryan (151), Brees (152) and Dan Marino (153).

►**Vs. San Francisco (Oct. 15):** Became the first QB in team history to post back-to-back 400-yard passing games as he connected on 25 of 46 attempts for 425 yards and two TDs with no INTs for a 100.4 rating...Became the first QB in NFL history to register back-to-back 400-yard passing games with no interceptions...It marked his sixth career 400-yard game, with no other QB in team annals posting more than one 400-yard effort...Part of an offense that featured three 100-yard receivers (Adams, 132; TE Jimmy Graham, 104; WR Marquez Valdes-Scantling, 103) for just the second time in franchise history (Oct. 12, 1980, at Tampa Bay)...Completed two passes of 50-plus yards (60-yarder to Valdes-Scantling and 54-yarder to Graham), matching his career high...With the Packers trailing, 30-23, with three minutes remaining, led the offense on a four-play, 58-yard drive that took just 1:05 and was capped off with his 16-yard TD pass to Adams...After a CB Kevin King interception gave the offense the ball back with 1:07, led the offense on a 10-play, 81-yard drive that was capped off with Crosby's 27-yard game-winning FG as time expired...The final drive included a 21-yard scramble up the middle by Rodgers and back-to-back 19-yard completions to WR Equanimeous St. Brown and Adams down to the San Francisco 9 to set up Crosby's FG...It marked his fifth straight game with 40-plus passing attempts, topping Don Majkowski

(four-game streak in 1989) for the longest in team history.

► **At L.A. Rams (Oct. 28):** Threw for 286 yards and a TD on 18-of-30 passing (60.0 pct.) with no INTs (102.9 rating), his third straight game with zero INTs...Matched his career best (six previous times) with three completions of 40-plus yards, including a 40-yard TD pass to Valdes-Scantling midway through the fourth quarter that gave the Packers a 27-26 lead...The pass to Valdes-Scantling capped Green Bay's second straight five-play, 75-yard TD drive, with both drives taking less than three minutes each.

► **At New England (Nov. 4):** Connected on 24 of 43 passes (55.8 percent) for 259 yards and two TDs with no INTs for a 89.2 rating...With just under five minutes remaining in the first half, scrambled to his left on third-and-2 to buy time before finding Adams in the end zone for the TD... On the third play of the second half, found Valdes-Scantling on a post for a 51-yard pickup to the New England 21 on third down...Four plays later, found Graham in a tight window in the end zone for a 15-yard TD pass.

► **Vs. Miami (Nov. 11):** Completed 19 of 28 passes (67.9 percent) for 199 yards and two TDs with no INTs for a 112.1 rating...Connected with Adams for two TD passes, the first coming on a slant for a 7-yard TD in the first quarter and then when he found him open near the Miami 5-yard line for a 25-yard TD pass...Added 21 rushing yards on six carries (3.5 avg.).

► **At Seattle (Nov. 15):** Threw for 332 yards and two TDs on 21-of-30 passing (70.0 percent) for a 128.8 rating, his second-highest passer rating of the season...Matched his career high with two completions of 50-plus yards, his third game this season with two passes of 50-plus yards, a career best...Late in the first quarter, rolled to his right before heaving a deep pass to TE Robert Tonyan, who made the reception at the 1-yard line on the 54-yard TD pass...It was his 37th TD pass of 50-plus yards, the most in the NFL since 2008...Late in the first half, connected with RB Aaron Jones on a 24-yard TD pass to give the Packers a 21-17 lead at the half... Early in the fourth quarter, connected with Adams on a 57-yard pass to the Seattle 17 to set up a 36-yard Mason Crosby FG.

► **At Minnesota (Nov. 25):** Completed 17 of 28 passes for 198 yards and a TD with no INTs for a 94.0 rating...Did not throw an INT for the seventh straight game (min. 15 att.), matching his streak of seven games in 2016 for the top mark in franchise history...Brought his streak of consecutive attempts without an INT to a career-high 286, the second-longest streak in franchise history (QB Bart Starr, 294 in 1964-65)...Brought his streak of consecutive TD passes without an INT against NFC North foes to 27, the second-longest streak of his career behind his streak of 28 TDs without an INT from 2013-15.

► **Vs. Arizona (Dec. 2):** Connected on 31 of 50 attempts (62.0 percent) for 233 yards and a TD with no INTs for a 79.8 rating, his franchise-record eighth straight zero-INT game (min. 15 att.) as he surpassed his previous record of seven straight games in 2016...Brought his streak of consecutive attempts without an INT to 336, surpassing Starr's mark of 294 in 1964-65 for the top streak in franchise annals...Also moved into No. 2 in NFL history behind only Brady (358 in 2010-11)...Posted his fourth game since 2015 with 50-plus passing attempts and no INTs, the most in the league over that span...His four career games with 50-plus attempts/zero INTs are the only ones in franchise history.

► **Vs. Atlanta (Dec. 9):** Completed 21 of 32 passes (65.6 percent) for 196 yards and two TDs with no INTs, bringing his streak of consecutive attempts without an INT to an NFL-record 368 as he surpassed Brady's mark of 358 in 2010-11...Set the record on his 24-yard TD pass to WR Randall Cobb in the third quarter...It marked his ninth consecutive zero-INT game (min. 15 att.), tied for the second-longest streak in NFL history behind only Brady (11 games in 2010)...Posted a season-high 154.9 passer rating on third down, completing 5 of 6 passes for 70 yards and a TD...Added 44 rushing yards on just three carries, an average of 14.7 yards per carry that was the best in his career (min. three att.)...Scrambled for gains of 16 and 21 yards on a drive late in the first half to help set up a 48-yard field goal from Crosby as time expired...His rushing-yardage total was his most since his regular-season career-high 60-yard effort at Atlanta on Oct. 30, 2016.

► **At Chicago (Dec. 16):** Completed 25 of 42 passes (59.5 percent) for 274 yards with an interception, snapping his NFL-record streak of 402 consecutive attempts without an INT...Was picked off on a pass over the middle on third-and-goal from the 9 late in the fourth quarter, with S Eddie Jackson intercepting the deflected ball in the end zone...The pick snapped his streak of 225 consecutive attempts without an INT in the red zone... Added 25 rushing yards on three carries (8.3 avg.).

6 JK Scott, P, Rookie, Alabama

- Holds University of Alabama records for career punting yards (11,074), attempts (243) and average yards per punt (45.6).

- Selected to an All-American team in three of his four seasons at Alabama, earning first-team honors in 2014 and second-team honors in '16 and '17.

- Voted first-team All-Southeastern Conference by the coaches three times (2014, 2016-17).

2018 SEASON: Has played in all 14 games, averaging 45.0 yards on 61 punts with a 39.0-yard net average...Has placed 18 punts inside the 20 with eight touchbacks...Has registered one tackle on special teams.

► **Vs. Chicago (Sept. 9):** Punted four times in his NFL debut, recording a 48.0-yard gross average with a net average of 36.8...Placed one punt inside the 20 and had a long of 58 yards.

► **Vs. Minnesota (Sept. 16):** Averaged 51.8 yards with a net average of 45.2 yards on five punts, the first Green Bay punter to average 50-plus yards in a game (min. four punts) since Tim Masthay on Dec. 20, 2015, at Oakland (4-211, 52.8 avg.)...Boomed a 63-yard punt in the second quarter, the longest by a Packer since P Jacob Schum's 65-yarder vs. Indianapolis on Nov. 6, 2016.

► **At Washington (Sept. 23):** Posted a 46.4-yard gross average and a 44.6-yard net average on five punts with two placed inside the 20...Midway through the second quarter, had a 41-yard punt downed at the Washington 2-yard line by WR Marquez Valdes-Scantling...Drilled a 58-yard punt in the fourth quarter, his third straight game with a punt of 58-plus yards... Became the first punter in team history to register a punt of 58-plus yards in each of his first three NFL games and was the first NFL punter to do so since Redskins P Tress Way in 2014.

► **Vs. Buffalo (Sept. 30):** Punted four times on the afternoon, recording a 42.8-yard gross average and a 38.0-yard net average with two punts inside the 20.

► **At Detroit (Oct. 7):** Did not punt, the first time the Packers did not punt in a game since Oct. 26, 2014, at New Orleans.

► **Vs. San Francisco (Oct. 15):** Posted a 38.8-yard gross average with a net average of 33.8 yards on four punts with one inside the 20.

► **At L.A. Rams (Oct. 28):** Punted five times on the afternoon, recording a 42.8-yard gross average and a net average of 38.4 yards with one touchback.

► **At New England (Nov. 4):** Registered a 42.0-yard gross average with a 42.0-yard net average on five punts with one inside the 20.

► **Vs. Miami (Nov. 11):** Had a 37-yard punt downed at the 7-yard line late in the first half...Had a punt blocked in the third quarter, the first of his career...Finished with a 37.0-yard gross average and a net average of 18.5 yards.

► **At Seattle (Nov. 15):** Posted a 47.3-yard average with a 44.0-yard net average on six punts, placing two inside the 20...Registered a career-long 67-yard punt late in the fourth quarter, the longest by a Green Bay punter since Masthay's 71-yarder at Kansas City on Dec. 18, 2011.

► **At Minnesota (Nov. 25):** Punted six times on the evening, recording a 46.0-yard gross average and a 39.3-yard net average with a career-high three punts inside the 20.

► **Vs. Arizona (Dec. 2):** Posted a 48.4-yard gross average with a 40.7-yard net average on his career-best seven punts, placing two inside the 20.

► **Vs. Atlanta (Dec. 9):** Punted four times on the afternoon, averaging 42.3 yards per punt with a net average of 38.8 yards.

► **At Chicago (Dec. 16):** Registered a 41.6-yard gross average with a 31.0-yard net average on five punts, with one inside the 20...Posted a tackle on special teams.

56 Nico Siragusa, G, 2nd Year, San Diego State

- Was drafted by the Baltimore Ravens in the fourth round (No. 122 overall) of the 2017 NFL Draft.
- Spent his entire rookie season on injured reserve after sustaining a knee injury during training camp.
- Played in 54 games with 42 starts at San Diego State, earning third-team All-America honors from *The Associated Press* as a senior.

2018 SEASON: Has been inactive for one game...Was signed by Green Bay from Baltimore's practice squad on Dec. 12...Spent the first 14 weeks of the season on the Ravens' practice squad.

► **At Chicago (Dec. 16):** Inactive (healthy scratch).

78 Jason Spriggs, T, 3rd Year, Indiana

- Appeared in seven games and started five contests at right tackle in 2017, the first starts at that position in his NFL career, before sustaining a season-ending knee injury vs. Minnesota in Week 16.
- Played in all 16 games with two starts (at right guard) as a rookie in 2016. Also saw time at both tackle spots in 2016.
- Was the only Green Bay rookie on the offensive side of the ball to appear in all 16 regular-season contests in 2016.

2018 SEASON: Has appeared in 13 games with two starts, seeing time on offense and special teams...Was inactive for one contest.

► **Vs. Chicago (Sept. 9):** Appeared on four plays on special teams.

► **Vs. Minnesota (Sept. 16):** Played nine snaps on special teams.

► **At Washington (Sept. 23):** Saw his first action of the season on offense, coming in at RT for an injured Bryan Bulaga (back) late in the first half...Played the final 41 offensive snaps, helping the Packers rush for 100 yards on just 17 carries (5.9 avg.), the fewest attempts by Green Bay in a 100-yard rushing game since Oct. 18, 2015, vs. San Diego (17-133)...Blocked for QB Aaron Rodgers as he posted his third straight game without an INT (27 of 44, 265 yards, two TDs, 93.5 rating).

► **Vs. Buffalo (Sept. 30):** Appeared on five plays on special teams.

► **At Detroit (Oct. 7):** Played six snaps on special teams.

► **Vs. San Francisco (Oct. 15):** Inactive (ankle).

► **At L.A. Rams (Oct. 25):** Appeared on five plays on special teams.

► **At New England (Nov. 4):** Played the final 52 snaps of the game at RT in place of an injured Bulaga (knee), helping the offense rush for 117 yards on 25 carries (4.7 avg.) as the Packers registered three straight 100-yard rushing efforts on 25 or fewer carries for only the second time since the 1970 AFL-NFL merger (three-game streak in 2016)...Protected Rodgers as he posted his fourth straight zero-INT game (24 of 43, 259 yards, two TDs, 89.2 rating) and brought his streak of consecutive attempts without an INT to 200...Part of a line that allowed just one sack on the evening.

► **Vs. Miami (Nov. 11):** Appeared on five plays on special teams.

► **At Seattle (Nov. 15):** Played five snaps on special teams.

► **At Minnesota (Nov. 25):** Appeared on 10 plays on offense, taking over at LT for a stretch in the second half when David Bakhtiari (knee) was sidelined.

► **Vs. Arizona (Dec. 2):** Took over at RT for an injured Bulaga (knee) in the second quarter and appeared on the final 55 snaps...Helped block for Rodgers as he set a franchise record with his eighth straight zero-INT game (min. 15 att.) and brought his streak of consecutive attempts without an INT to 336, surpassing QB Bart Starr's mark (294 in 1964-65) for the longest streak in team annals and moving him into the No. 2 spot in league history behind only Tom Brady (358 in 2010-11)...Part of a line that allowed just one sack on the afternoon.

► **Vs. Atlanta (Dec. 9):** Made his first start of the season, opening at RT in place of an injured Bulaga (knee)...Protected Rodgers as he posted his ninth straight zero-INT game (tied for No. 2 in NFL history) and brought his streak of consecutive attempts without an INT to 368, a new NFL record as he moved past Brady (358)...Helped the Packers rush for 138 yards and a TD on 25 attempts (5.5 avg.).

► **At Chicago (Dec. 16):** Started at RT for the second straight game in place of Bulaga (knee) and played all 68 snaps...Blocked for Rodgers as he threw for 274 yards on 25-of-42 passing.

19 Equanimeous St. Brown, WR, Rookie, Notre Dame

- Started 25 of the 32 games he played in over three seasons at Notre Dame, catching 92 passes for 1,484 yards (16.1 avg.) and 13 touchdowns.
- Named Notre Dame's Offensive Player of the Year as a sophomore in 2016 after leading the Irish with 58 receptions for 961 yards (16.5 avg.) and nine TDs.

• In 2016, ranked No. 6 in receiving yards, tied for No. 6 in TD receptions and No. 7 in receiving yards per game (80.1) among FBS freshmen and sophomores.

2018 SEASON: Has played in 11 games with six starts and has posted 16 receptions for 234 yards (15.1 avg.)...Was active, but did not see any time, in one game, and was inactive for the other two contests.

► **Vs. Chicago (Sept. 9):** Played two snaps on special teams in his NFL debut.

► **Vs. Minnesota (Sept. 16):** Inactive (healthy scratch).

► **At Washington (Sept. 23):** Inactive (healthy scratch).

► **Vs. Buffalo (Sept. 30):** Was active, but did not see any action.

► **At Detroit (Oct. 7):** Made his first career start, opening as the third WR with Randall Cobb (hamstring) and Geronimo Allison (concussion/hamstring) both sidelined...Finished No. 2 on the team with 89 receiving yards on three receptions (29.7 avg.), highlighted by a 54-yard reception late in the fourth quarter...His average of 29.7 yards per catch was the best by a Packers rookie (min. three rec.) since WR James Jones posted a 35.7-yard average (3-107) at Denver on Oct. 29, 2007...With under 20 seconds remaining, made an out-and-up move to create separation from CB Nevin Lawson to make the catch near the Green Bay 42 before spinning away to take the ball down the sideline for a 54-yard gain to the Detroit 23...Posted his first career reception midway through the first quarter, making a sliding grab over the middle for a 17-yard gain on second-and-16.

► **Vs. San Francisco (Oct. 15):** Started as the third WR for the second straight week and had a 19-yard reception...The catch came on Green Bay's game-winning drive as he hauled in a back-shoulder pass on third-and-2 from QB Aaron Rodgers with DB Greg Mabin covering him, picking up 19 yards to the San Francisco 28.

► **At L.A. Rams (Oct. 28):** Saw limited time, appearing on six snaps, but caught two passes for 31 yards (15.5 avg.), highlighted by a 23-yard grab over the middle on his first play from scrimmage late in the first quarter.

► **At New England (Nov. 4):** Played 15 snaps and had a 4-yard reception.

► **Vs. Miami (Nov. 11):** Appeared on 33 plays on offense and had two receptions for 3 yards (1.5 avg.).

► **At Seattle (Nov. 15):** Started as the third WR and played 43 snaps, posting a 16-yard reception.

► **At Minnesota (Nov. 25):** Started and played 36 snaps, matching his career high with three receptions for 53 yards (17.7 avg.), with all three catches picking up first downs (15, 23, 15 yards)...Also had his first career carry, picking up 5 yards on a jet sweep in the first quarter.

► **Vs. Arizona (Dec. 2):** Started, appearing on 15 plays.

► **Vs. Atlanta (Dec. 9):** Started and played 34 snaps, hauling in two passes for 12 yards (6.0 avg.), with the receptions coming on Green Bay's first two plays from scrimmage.

► **At Chicago (Dec. 16):** Appeared on 42 snaps and posted a 7-yard reception.

65 Lane Taylor, G, 6th Year, Oklahoma State

- Has started all 44 games he played in since 2016, the most by a Green Bay player over that span. Has opened games at three different spots on the offensive line (43 at LG, two at LT, one at RG) during his career.

• In his first two seasons as a starter (2016-17), helped the Packers rank No. 4 in the NFL over that span with an average of 4.51 yards per carry.

• Started all 15 games he appeared in last season, opening 13 at LG and two at LT, the first starts of his career at LT.

• Started a career-high 16 games at LG in 2016, one of three Green Bay linemen (David Bakhtiari, Bryan Bulaga) to open every game on the season.

Eagles T Jason Peters.

2018 SEASON: Has started all 13 games he has appeared in at LG...Has helped the Packers rank No. 3 in the NFL in yards per carry (4.98), No. 1 in rushing first-down percentage (28.7), No. 11 in total offense (370.7 ypg) and No. 9 in net passing yards (264.0 ypg)...Has helped block for an offense that has produced a single-season franchise-record six games with 100-plus rushing yards on 25 or fewer attempts, tied with Miami for the most in the league this season....Was inactive (foot) for one game.

►**Vs. Chicago (Sept. 9):** Started at LG and played all 60 snaps, helping to protect QB Aaron Rodgers as he connected on 20 of 30 passes (66.7 percent) for 286 yards and three TDs with no INTs for a 130.7 passer rating...Part of a line that did not allow a sack in the second half.

►**Vs. Minnesota (Sept. 16):** Started at LG and appeared on all 77 snaps, blocking for Rodgers as he completed 30 of 42 passes (71.4 percent) for 281 yards and a TD with no INTs for a 97.4 rating.

►**At Washington (Sept. 23):** Started at LG and played all 69 snaps, helping the Packers rush for 100 yards on just 17 carries (5.9 avg.), the fewest attempts by Green Bay in a 100-yard rushing game since Oct. 18, 2015, vs. San Diego (17-133)...Blocked for Rodgers as he posted his third straight game without an INT (27 of 44, 265 yards, two TDs, 93.5 rating).

►**Vs. Buffalo (Sept. 30):** Started at LG and played all 76 snaps, helping the offense register a season-high 423 yards of offense, including a season-best 141 yards on 32 carries (4.4 avg.)...Helped the Packers convert 11 of 19 third downs (57.9 pct.), with the 11 conversions the most by the team since Oct. 27, 2013 (13 at Minnesota).

►**At Detroit (Oct. 7):** Started at LG and played all 81 snaps, helping the offense rack up 521 yards of offense, the most by the Packers since Sept. 15, 2013, vs. Washington (580 yards)...Protected Rodgers as he threw for 442 yards, the third most in a game in franchise history, and three TDs on 32-of-52 passing.

►**Vs. San Francisco (Oct. 15):** Started at LG and played all 71 snaps, blocking for Rodgers as he became the first QB in NFL history to record back-to-back 400-yard passing games with no INTs (425 yards and two TDs on 25-of-46 passing)...Helped the Packers rack up 521 yards of offense, just the second time in franchise history (also 1983) that the team registered back-to-back 500-yard games.

►**At L.A. Rams (Oct. 28):** Started at LG and played all 52 snaps, helping to protect Rodgers as he connected on 18 of 30 passes for 286 yards and one TD with no INTs, his third straight game without an INT...Helped Green Bay rush for 106 yards and two TDs on 19 carries (5.6 avg.), highlighted by 86 yards and a TD on 12 carries (7.2 avg.) from RB Aaron Jones.

►**At New England (Nov. 4):** Started at LG and played all 74 snaps, helping the offense rush for 117 yards on 25 carries (4.7 avg.)...Protected Rodgers as he posted his fourth straight zero-INT game (24 of 43, 259 yards, two TDs, 89.2 rating) and brought his streak of consecutive attempts without an INT to 200...Part of a line that allowed just one sack on the evening.

►**Vs. Miami (Nov. 11):** Started at LG and played all 57 snaps, helping clear the way for the offense to rush for a season-high 195 yards and two TDs on just 25 carries (7.8 avg.)...It marked just the third time since the 1970 AFL-NFL merger that the Packers recorded 195-plus rushing yards on 25 or fewer carries (at St. Louis Cardinals, Sept. 29, 1985; at Chicago, Dec. 18, 2016)...Helped the Packers post their franchise-record fourth straight outing with 100-plus rushing yards and 25 or fewer carries, just the third time since the merger that a team has accomplished that feat (Miami Dolphins, 2007; Dallas Cowboys, 2015-16)...Blocked for Jones as he racked up a career-high 145 yards and a career-best two rushing TDs on only 15 carries (9.7 avg.), just the sixth Packer since 1950 to rush for 145-plus yards on 15 or fewer carries and the first since Ahman Green (15-163) vs. Dallas on Oct. 24, 2004.

►**At Seattle (Nov. 15):** Started and played all 49 snaps, protecting Rodgers as he threw for 332 yards and two TDs on 21-of-30 passing for a 128.8 rating, his sixth straight game with no interceptions, tied for the second-longest streak in team history behind only Rodgers' seven-game streak in 2016.

►**At Minnesota (Nov. 25):** Started at LG, but was limited to 32 snaps of action after departing the game in the third quarter due to a quad injury.

►**Vs. Arizona (Dec. 2):** Started at LG and played all 76 snaps, protecting Rodgers as he set a franchise record with his eighth straight zero-INT game (min. 15 att.) and brought his streak of consecutive attempts without an INT to 336, surpassing QB Bart Starr's mark (294 in 1964-65) for the longest streak in team annals and moving him into the No. 2 spot in league history behind only Tom Brady (358 in 2010-11)...Part of a line that allowed just one sack on the afternoon.

►**Vs. Atlanta (Dec. 9):** Inactive (foot), just the second game of his career that he missed due to injury.

►**At Chicago (Dec. 16):** Started at LG and played all 68 snaps, blocking for Rodgers as he threw for 274 yards on 25-of-42 passing.

85 Robert Tonyan, TE, 1st Year, Indiana State

- Spent the final four weeks of the 2017 season on Green Bay's practice squad. Entered the league as an undrafted free agent with the Detroit Lions in 2017.

- Finished his four-year career at Indiana State as the program's leader in career touchdown receptions (20), single-season touchdown receptions (10, 2016) and most consecutive games with a reception (21, 2015-16). Also ranks No. 2 in school history with 2,047 receiving yards.

- Earned second-team All-Missouri Valley Football Conference honors as a senior WR in 2016 after leading the team in receptions (56), receiving yards (699) and receiving TDs (10).

2018 SEASON: Has played in all 14 games, seeing time on offense and special teams...Has two catches for 59 yards (29.5 avg.) and a TD...Has registered one tackle on special teams.

►**Vs. Chicago (Sept. 9):** Appeared on 11 snaps on special teams in his NFL debut.

►**Vs. Minnesota (Sept. 16):** Played 16 snaps on special teams and posted a tackle.

►**At Washington (Sept. 23):** Appeared on 15 plays on special teams.

►**Vs. Buffalo (Sept. 30):** Played nine snaps on special teams.

►**At Detroit (Oct. 7):** Saw the first offensive action of his career, appearing on three plays...Also played 16 snaps on special teams.

►**Vs. San Francisco (Oct. 15):** Appeared on two plays on offense and 15 on special teams.

►**At L.A. Rams (Oct. 25):** Played three snaps on offense and 21 on special teams.

►**At New England (Nov. 4):** Appeared on two plays on offense and 14 on special teams.

►**Vs. Miami (Nov. 11):** Played five snaps on special teams.

►**At Seattle (Nov. 15):** Late in the first quarter, ran down the left sideline before heading down the middle of the field to haul in a 54-yard TD pass from QB Aaron Rodgers over S Bradley McDougald, making the grab at the 1-yard line before taking it in for the score on his first career catch...Became the first Packer to post a TD catch of 50-plus yards on his first career reception since WR Jessie Clark (75-yard TD catch) vs. Tampa Bay on Oct. 2, 1983.

►**At Minnesota (Nov. 25):** Appeared on one play on offense and five on special teams.

►**Vs. Arizona (Dec. 2):** Played nine snaps on offense and 13 on special teams...Posted a 5-yard reception.

►**Vs. Atlanta (Dec. 9):** Appeared on seven plays on offense and nine on special teams.

►**At Chicago (Dec. 16):** Played eight snaps on offense and 10 on special teams.

83 Marquez Valdes-Scantling, WR, Rookie, South Florida

- Posted an average of 17.3 yards per catch on his 75 receptions at South Florida, the top mark in school history (min. 70 receptions).

- Set the school single-season record with 879 yards on a team-high 53 receptions (16.6 avg.) with six touchdowns for the Bulls as a senior in 2017.

• Ranks No. 10 in school history for career receiving yards (1,294) and No. 6 in TD catches (11) despite only playing two seasons for the Bulls.

2018 SEASON: Has played in all 14 games with nine starts and has posted 30 catches for 463 yards (15.4 avg.) and two TDs...Of his 30 receptions, seven have been for 20-plus yards, tied for the second most on the team behind only WR Davante Adams (18)...Has three receptions of 40-plus yards, No. 2 on the team behind only Adams (five)...Is tied for No. 2 in franchise history among rookies with two 100-yard receiving games on the season, trailing only Billy Howton (six in 1952)...Has one kickoff return for 21 yards...Has added two tackles on special teams.

►**Vs. Chicago (Sept. 9):** Played two snaps on offense and 11 on special teams in his NFL debut...Returned one kickoff for 21 yards.

►**Vs. Minnesota (Sept. 16):** Appeared on six plays on offense and seven on special teams...Posted his first NFL reception, hauling in a 3-yard pass near the sideline from QB Aaron Rodgers in the first quarter.

►**At Washington (Sept. 23):** Played 12 snaps on offense and 10 on special teams...Registered a career-high two tackles on special teams, bringing down CB Greg Stroman at the Washington 17 on a kickoff return in the third quarter and Stroman again in the fourth quarter on a punt return...Downed a 41-yard JK Scott punt at the Washington 2-yard line midway through the second quarter.

►**Vs. Buffalo (Sept. 30):** Made his first career start, opening as the third WR with Randall Cobb (hamstring) sidelined...Played a career-high 54 snaps and posted a career-long 38-yard reception...With just over four minutes remaining in the fourth quarter, beat CB Ryan Lewis down the right sideline to catch a deep pass from Rodgers to the Buffalo 28, helping to set up a 52-yard Mason Crosby field goal.

►**At Detroit (Oct. 7):** Started for the second straight week with Cobb (hamstring) and WR Geronimo Allison (concussion/hamstring) sidelined, appearing on 77 of 81 plays and posting a career-high seven receptions for 68 yards (9.7 avg.) and a TD...Early in the third quarter, posted his first TD catch as a pro, hauling in a 3-yard TD pass as he found himself wide open in the end zone with two defenders going to cover Adams.

►**Vs. San Francisco (Oct. 15):** Started his third straight game and appeared on 66 of 71 snaps...Posted a career-high 103 receiving yards on just three catches (34.3 avg.), becoming just the sixth Green Bay rookie since 1950 to register 100-plus receiving yards in a game on three or fewer catches (Howton, Max McGee, James Lofton, Greg Jennings, James Jones)...On the Packers' first play from scrimmage, found himself wide open down the left sideline, hauling in a pass from Rodgers near midfield and taking it down the sideline to the San Francisco 17...Early in the third quarter, made an out-and-up move and then came back on the ball to make a leaping 30-yard catch near the sideline with S Jaquiski Tartt covering him.

►**At L.A. Rams (Oct. 28):** Started his fourth consecutive game and played 31 snaps, catching two passes for 45 yards (22.5 avg.) and a TD...With the Packers trailing, 26-20, midway through the fourth quarter, got inside on CB Troy Hill and caught a deep pass from Rodgers for a 40-yard TD, outrunning S Lamaricus Joyner after making the catch on his way to the end zone.

►**At New England (Nov. 4):** Made his fifth straight start, appearing on 60 of 74 snaps and leading the team with 101 yards receiving on three catches (33.7 avg.), with all three grabs coming in the second half...Became the first Packer since McGee in 1959 to register two 100-yard receiving games on three or fewer catches in a season and is only the third NFL player to accomplish that feat since the 1970 AFL-NFL merger (Rams WR Drew Hill, 1980; Patriots WR Stanley Morgan, 1978, 1980, 1984)...All three of his receptions were for 20-plus yards, bringing his streak to four straight catches of 20-plus yards...On the third play of the second half, beat CB Jason McCourty on a post for a 51-yard gain to the New England 21 on third-and-6...Late in the third quarter, made an out-and-up move before making a leaping 24-yard reception down the right sideline on third down over CB J.C. Jackson...On the next play, came across the field to beat Jones for a 26-yard grab to the New England 34.

►**Vs. Miami (Nov. 11):** Started for the sixth straight game and led the

team with six receptions for 44 yards (7.3 avg.), with three of the catches picking up first downs...Made a pair of 11-yard receptions on back-to-back plays late in the first half.

►**At Seattle (Nov. 15):** Started and played 48 snaps, posting an 8-yard reception.

►**At Minnesota (Nov. 25):** Started and played 44 snaps, recording one catch for 3 yards.

►**Vs. Arizona (Dec. 2):** Started and appeared on 64 plays, posting two receptions for 19 yards (9.5 avg.).

►**Vs. Atlanta (Dec. 9):** Appeared on 30 offensive plays and caught two passes for 19 yards (9.5 avg.).

►**At Chicago (Dec. 16):** Played 21 snaps and posted a 12-yard reception.

45 Danny Vitale, FB, 3rd Year, Northwestern

• Was drafted by the Tampa Bay Buccaneers in the sixth round (No. 197 overall) of the 2016 NFL Draft.

• Spent time on the Buccaneers' practice squad in 2016 before being signed by the Cleveland Browns. Played in 24 games with nine starts for the Browns in 2016-17, recording seven receptions for 46 yards (6.6 avg.) and 13 tackles on special teams.

2018 SEASON: Has appeared in three games, seeing time on offense and special teams...Has posted a tackle on special teams...Was signed to Green Bay's practice squad on Oct. 22 and then was signed to the 53-man roster on Dec. 1.

►**Vs. Arizona (Dec. 2):** Played three snaps on offense and nine on special teams in his Green Bay debut.

►**Vs. Atlanta (Dec. 9):** Played 16 snaps on special teams and two on offense...Registered a tackle on special teams.

►**At Chicago (Dec. 16):** Appeared on four plays on offense and 17 on special teams.

96 Muhammad Wilkerson, DL, 8th Year, Temple

• The former Pro Bowler (2015) and second-team All-Pro member (*The Associated Press* in 2013 and 2015) joins the Packers after spending the first seven seasons of his career with the N.Y. Jets, who selected him in the first round (No. 30 overall) of the 2011 NFL Draft.

• Registered three-plus sacks and at least one forced fumble in six different seasons, tied for the most among defensive linemen since 2011.

• From 2011-17, was part of a defense that ranked No. 4 in the league over that span in opponent rushing average (3.84). Helped the Jets rank No. 6 in the league (103.7 ypg) in run defense from 2011-17.

• Has registered 50-plus tackles in each of his seven seasons, including 90-plus tackles twice (90 in 2012 and 91 in 2013).

2018 SEASON: Started the first three games and posted six tackles (four solo), a tackle for a loss and two QB hits...Was placed on injured reserve (ankle) on Sept. 29.

►**Vs. Chicago (Sept. 9):** Started and played 43 snaps in his Green Bay debut, finishing with four tackles (three solo), a tackle for a loss and a QB hit.

►**Vs. Minnesota (Sept. 16):** Started and played 49 snaps, posting a solo tackle and a QB hit...Part of a line that helped limit the Vikings to just 68 yards on 18 carries (3.8 avg.).

►**At Washington (Sept. 23):** Started and played 23 snaps, recording an assisted tackle, but was carted off the field after sustaining an ankle injury with just over two minutes remaining in the first half.

30 Jamaal Williams, RB, 2nd Year, Brigham Young

• Rushed for a team-high 556 yards last season, the fourth most by a Green Bay rookie in team history, and four TDs on 153 carries (3.6 avg.).

• Added 262 receiving yards and two TDs on 25 catches (10.5 avg.), the most receiving yards by a Green Bay rookie running back since Keith Woodside totaled 352 yards in 1988.

• Became the first rookie in team history to register a rushing TD/receiving TD in two games (Week 12 at Pittsburgh, Week 14 at Cleveland).

• After moving into the starting lineup in Week 11, posted 672 yards from scrimmage over that span (No. 11 in the NFL) and 455 rushing yards (No. 10). Registered 100-plus yards from scrimmage in four of the final six games.

2018 SEASON: Has played in all 14 games with six starts and ranks No. 2 on the team with 365 rushing yards and two TDs on 98 carries (3.7 avg.)...Also has 18 receptions for 133 yards (7.4 avg.) and four kickoff returns for 95 yards (23.8 avg.).

►**Vs. Chicago (Sept. 9):** Started and led the team with 47 rushing yards on 15 carries (3.1 avg.)...Had a key blitz pickup on QB Aaron Rodgers' 51-yard completion to WR Davante Adams in the fourth quarter, stuffing LB Danny Trevathan as he came up the middle to give Rodgers a clean look on the big gain.

►**Vs. Minnesota (Sept. 16):** Started and rushed for a team-high 59 yards on 16 carries (3.7 avg.), picking up a career-high six first downs... Also caught three passes for 12 yards (4.0 avg.).

►**At Washington (Sept. 23):** Started and rushed for 29 yards on five carries (5.8 avg.) with two receptions for 16 yards (8.0 avg.).

►**Vs. Buffalo (Sept. 30):** Started and posted 27 rushing yards on 11 carries (2.5 avg.).

►**At Detroit (Oct. 7):** Started and rushed for 33 yards on six attempts (5.5 avg.) with two receptions for 19 yards (9.5 avg.)...Early in the third quarter, posted his first career two-point conversion, freeing himself from LB Jarrad Davis to haul in a pass from QB Aaron Rodgers in the end zone.

►**Vs. San Francisco (Oct. 15):** Posted 29 rushing yards on six carries (4.8 avg.) along with a 10-yard reception.

►**At L.A. Rams (Oct. 28):** Carried the ball four times for 9 yards (2.3 avg.) and scored his first TD of the season on a 1-yard run in the first quarter.

►**At New England (Nov. 4):** Posted 34 rushing yards on seven carries (4.9 avg.) and added two receptions for 20 yards (10.0 avg.)...Made a 16-yard reception down the sideline from a scrambling Rodgers midway through the second quarter.

►**Vs. Miami (Nov. 11):** Carried the ball three times for 3 yards (1.0 avg.).

►**At Seattle (Nov. 15):** Had a 5-yard run in four snaps of action.

►**At Minnesota (Nov. 25):** Had one carry for 5 yards and also returned one kickoff for 23 yards.

►**Vs. Arizona (Dec. 2):** Rushed for 13 yards on seven carries (1.9 avg.) and caught four passes for 14 yards (3.5 avg.)...Also returned three kickoffs for 72 yards (24.0 avg.), including a career-long 30-yarder in the second quarter.

►**Vs. Atlanta (Dec. 9):** Started and rushed for 17 yards on four carries (4.3 avg.).

►**At Chicago (Dec. 16):** Led the team with 55 yards and a TD on 12 carries (4.6 avg.), taking over as the primary RB after RB Aaron Jones sustained a knee injury in the first quarter and did not return...Posted a season-long 20-yard run late in the first half, taking it up the middle and then bouncing it out to the right to the Chicago 48...With just over four minutes remaining in the third quarter, took the handoff off the right end before making one cut to his left on the way to the end zone for the 10-yard TD...Added four receptions for 42 yards (10.5 avg.), including a 21-yarder late in the first quarter on a swing pass from QB Aaron Rodgers.

38 Tramon Williams, CB/S, 12th Year, Louisiana Tech

• Has 32 career interceptions, tied for No. 4 among active NFL players. Is the only active player in the NFL to have at least one interception in each of the last 11 seasons (2007-17).

• Returns to the Packers after spending the last three seasons with the Cleveland Browns (2015-16) and Arizona Cardinals (2017). The former undrafted free agent and practice-squad player appeared in 127 regular-season games for the Packers from 2007-14.

• Has three career TDs, including INT returns of 43 yards (2011) and 70 yards (2010 postseason) and a 94-yard punt return (2007).

• Ranked No. 1 in the NFL with a combined nine interceptions in 2010 (six

in regular season, three in postseason) and was chosen for the Pro Bowl as an injury replacement.

• Was the only undrafted free agent in the NFL to post four-plus INTs each season from 2008-11. Was tied for No. 4 in the NFL with 19 INTs over that span.

2018 SEASON: Has started all 14 games (seven at CB, seven at S) and has posted 60 tackles (44 solo), a fumble recovery and three passes defended...Has returned 11 punts for 83 yards (7.5 avg.).

►**Vs. Chicago (Sept. 9):** Started and played all 70 snaps, one of five Green Bay defenders to do so...Finished third on the team with seven tackles (five solo).

►**Vs. Minnesota (Sept. 16):** Started and was one of four Green Bay defensive players to appear on all 73 snaps...Finished with six tackles (five solo).

►**At Washington (Sept. 23):** Started and played 59 of 61 snaps, posting two tackles (one solo).

►**Vs. Buffalo (Sept. 30):** Played all 58 snaps, one of four players on Green Bay's defense to do so, and recorded four tackles (all solo) and a pass defended...With WR Randall Cobb (hamstring) sidelined, handled punt-return duties, matching his career high with five returns for 20 yards (4.0 avg.).

►**At Detroit (Oct. 7):** Started and played 61 of 62 snaps, posting three tackles (all solo)...Had one punt return for 2 yards.

►**Vs. San Francisco (Oct. 15):** Started and played all 57 snaps, finishing with four tackles (three solo)...Also had one punt return for 6 yards.

►**At L.A. Rams (Oct. 28):** Started and played all 78 snaps, posting four tackles (one solo)...Returned one punt on the afternoon for 13 yards.

►**At New England (Nov. 4):** Made the third start of his career at safety (two starts with Cleveland in 2016) and was one of two defensive players to play all 71 snaps for Green Bay...Registered six tackles (five solo).

►**Vs. Miami (Nov. 11):** Started at safety for the second straight game and posted a solo tackle...Added a 19-yard punt return.

►**At Seattle (Nov. 15):** Started at safety for the third straight game, appearing on 69 of 70 snaps and posting seven tackles (five solo) and a fumble recovery...On Seattle's first play from scrimmage, recovered a RB Chris Carson fumble that was forced by LB Clay Matthews, diving on the ball at the Seattle 29 to help set up a Green Bay TD.

►**At Minnesota (Nov. 25):** Started at safety for the fourth straight game, appearing on all 70 plays as he saw time at both S and CB... Registered five tackles (three solo) and returned two punts for 23 yards (11.5 avg.), including a season-long 23-yarder in the third quarter.

►**Vs. Arizona (Dec. 2):** Started at S and played all 62 snaps, one of three Green Bay defenders to do so, and registered five tackles (three solo) and a team-high two passes defended...Broke up a pass from QB Josh Rosen intended for TE Ricky Seals-Jones in the first quarter.

►**Vs. Atlanta (Dec. 9):** Started at S and played all 71 snaps, recording a solo tackle.

►**At Chicago (Dec. 16):** Started at S and appeared on all 60 snaps, finishing with five tackles (four solo).

National Football League Game Summary

NFL Copyright © 2018 by The National Football League. All rights reserved. This summary and play-by-play is for the express purpose of assisting media in their coverage of the game; any other use of this material is prohibited without the written permission of the National Football League. Updated: 12/17/2018

Date: Sunday, 12/16/2018 **Green Bay Packers at Chicago Bears** Start Time: 12:02 PM Central
at Soldier Field, Chicago, IL

Game Day Weather

Game Weather: Fair Temp: 45° F (7.2° C) Humidity: 63%, Wind: W 10 mph
Played Outdoor on Turf: Natural Grass Outdoor Weather: Sunny, Wind Chill: 40

Officials

Referee: Hussey, John (35) Umpire: Michalek, Tony (115) Down Judge: Codey, Kevin (16)
Line Judge: Bowers, Derick (74) Field Judge: Willard, Don (58) Side Judge: Baynes, Allen (56)
Back Judge: Steed, Gregory (12) Replay Official: Valenti, Terri (0)

Lineups

Green Bay Packers						Chicago Bears					
Offense			Defense			Offense			Defense		
WR	18	R.Cobb	DE	94	D.Lowry	WR	12	A.Robinson II	DT	96	A.Hicks
LT	69	D.Bakhtiari	NT	95	T.Lancaster	TE	80	T.Burton	NT	91	E.Goldman
LG	65	L.Taylor	OLB	52	C.Matthews	RT	70	B.Massie	DE	98	B.Nichols
C	63	C.Linsley	ILB	50	B.Martinez	RG	78	B.Witzmann	OLB	52	K.Mack
RG	62	L.Patrick	OLB	51	K.Fackrell	C	65	C.Whitehair	ILB	59	D.Trevathan
RT	78	J.Spriggs	CB	23	J.Alexander	LG	68	J.Daniels	ILB	58	R.Smith
TE	84	L.Kendricks	CB	37	J.Jackson	LT	72	C.Leno Jr	OLB	94	L.Floyd
TE	89	M.Lewis	CB	26	B.Breeland	QB	10	M.Trubisky	CB	23	K.Fuller
WR	17	D.Adams	S	38	T.Williams	RB	24	J.Howard	S	39	E.Jackson
QB	12	A.Rodgers	S	27	J.Jones	WR	18	T.Gabriel	S	38	A.Amos
RB	33	A.Jones	S	35	E.Pleasant	WR	29	T.Cohen	CB	20	P.Amukamara

Substitutions

K 2 M.Crosby, P 6 J.Scott, WR 16 J.Kumerow, WR 19 E.St. Brown, CB 25 W.Redmond, CB 28 T.Brown, S 29 K.Brice, RB 30 J.Williams, LB 42 O.Burks, LS 43 H.Bradley, LB 44 A.Morrison, FB 45 D.Vitale, LB 54 J.Crawford, G 64 J.McCray, T/G 70 A.Light, TE 80 J.Graham, WR 82 J.Moore, WR 83 M.Valdes-Scantling, TE 85 R.Tonyan, DL 90 M.Adams, LB 93 R.Gilbert, DE 98 F.Brown, DL 99 J.Looney

Substitutions

K 1 C.Parkey, WR 15 J.Bellamy, P 16 P.O'Donnell, WR 17 A.Miller, DB 22 K.Toliver II, DB 26 D.Bush, DB 27 S.McManis, RB 30 B.Cunningham, DB 31 M.Williams, RB 33 T.Mizzell, DB 36 D.Houston-Carson, LB 44 N.Kwiatkoski, LB 45 J.Iyiegboniwe, LB 47 I.Irving, LS 48 P.Scales, OL 64 E.Kush, OL 79 B.Sowell, TE 84 B.Braunecker, TE 85 D.Brown, TE 87 A.Shaheen, DE 90 J.Bullard, DE 95 R.Robertson-Harris, LB 99 A.Lynch

Did Not Play

QB 9 D.Kizer

Did Not Play

QB 4 C.Daniel

Not Active

QB 8 T.Boyle, CB 21 N.Jamerson, G 56 N.Siragusa, T 75 B.Bulaga, G 77 A.Pankey, LB 91 K.Donnerson, DL 97 K.Clark

Not Active

QB 9 T.Bray, WR 11 K.White, FB 46 M.Burton, LB 49 K.Fitts, OL 69 R.Coward, WR 83 J.Wims, DT 97 N.Williams

Field Goals (made () & missed)

M.Crosby	(41) (43) (45)	C.Parkey	(24)				
				1	2	3	4
OT							
Total							
VISITOR:	Green Bay Packers	0	3	11	3	0	17
HOME:	Chicago Bears	7	7	0	10	0	24

Scoring Plays

Team	Qtr	Time	Play Description (Extra Point) (Drive Info)	Visitor	Home
Bears	1	2:08	J.Howard 9 yd. run (C.Parkey kick) (9-60, 6:21)	0	7
Packers	2	7:27	M.Crosby 41 yd. Field Goal (9-38, 5:02)	3	7
Bears	2	0:30	T.Cohen 12 yd. pass from M.Trubisky (C.Parkey kick) (5-61, 1:12)	3	14
Packers	3	9:26	M.Crosby 43 yd. Field Goal (11-50, 5:34)	6	14
Packers	3	4:10	J.Williams 10 yd. run (A.Rodgers-D.Adams pass) (5-50, 2:15)	14	14
Bears	4	10:16	T.Burton 13 yd. pass from M.Trubisky (C.Parkey kick) (5-45, 2:56)	14	21
Bears	4	6:43	C.Parkey 24 yd. Field Goal (4-9, 2:29)	14	24
Packers	4	0:11	M.Crosby 45 yd. Field Goal (10-32, 2:31)	17	24

Paid Attendance: 62,372

Time: 2:58

Green Bay Packers vs Chicago Bears
12/16/2018 at Soldier Field

Final Individual Statistics

Green Bay Packers										Chicago Bears												
RUSHING						RUSHING						RUSHING										
	ATT	YDS	AVG	LG	TD		ATT	YDS	AVG	LG	TD		ATT	YDS	AVG	LG	TD					
J.Williams	12	55	4.6	20	1	J.Howard	19	60	3.2	9	1	J.Howard	19	60	3.2	9	1					
A.Rodgers	3	25	8.3	10	0	T.Cohen	5	21	4.2	22	0	T.Cohen	5	21	4.2	22	0					
A.Jones	4	8	2.0	3	0	M.Trubisky	3	16	5.3	14	0	M.Trubisky	3	16	5.3	14	0					
						T.Mizzell	1	1	1.0	1	0	T.Mizzell	1	1	1.0	1	0					
						B.Cunningham	1	-1	-1.0	-1	0	B.Cunningham	1	-1	-1.0	-1	0					
Total	19	88	4.6	20	1	Total	29	97	3.3	22	1	Total	29	97	3.3	22	1					
PASSING										PASSING												
	ATT	CMP	YDS	SK/YD	TD	LG	IN	RT		ATT	CMP	YDS	SK/YD	TD	LG	IN	RT					
A.Rodgers	42	25	274	5/39	0	28	1	68.9	M.Trubisky	28	20	235	1/3	2	30	0	120.4					
Total	42	25	274	5/39	0	28	1	68.9	Total	28	20	235	1/3	2	30	0	120.4					
PASS RECEIVING										PASS RECEIVING												
	TAR	REC	YDS	AVG	LG	TD			TAR	REC	YDS	AVG	LG	TD								
D.Adams	13	8	119	14.9	28	0	T.Cohen		6	5	31	6.2	13	1	T.Cohen		6	5	31	6.2	13	1
J.Williams	5	4	42	10.5	21	0	T.Burton		7	4	36	9.0	13	1	T.Burton		7	4	36	9.0	13	1
L.Kendricks	4	4	27	6.8	16	0	A.Robinson II		7	3	54	18.0	30	0	A.Robinson II		7	3	54	18.0	30	0
J.Graham	5	3	32	10.7	13	0	T.Gabriel		3	3	33	11.0	14	0	T.Gabriel		3	3	33	11.0	14	0
R.Cobb	7	3	30	10.0	16	0	A.Shaheen		2	2	39	19.5	23	0	A.Shaheen		2	2	39	19.5	23	0
M.Valdes-Scantling	2	1	12	12.0	12	0	J.Bellamy		1	1	18	18.0	18	0	J.Bellamy		1	1	18	18.0	18	0
E.St. Brown	3	1	7	7.0	7	0	J.Howard		1	1	15	15.0	15	0	J.Howard		1	1	15	15.0	15	0
J.Kumerow	2	1	5	5.0	5	0	T.Mizzell		1	1	9	9.0	9	0	T.Mizzell		1	1	9	9.0	9	0
Total	41	25	274	11.0	28	0	Total		28	20	235	11.8	30	2	Total		28	20	235	11.8	30	2
INTERCEPTIONS										INTERCEPTIONS												
	NO	YDS	AVG	LG	TD				NO	YDS	AVG	LG	TD									
Total	0	0	0	0	0	E.Jackson			1	13	13.0	13	0	E.Jackson			1	13	13.0	13	0	
						Total			1	13	13.0	13	0	Total			1	13	13.0	13	0	
PUNTING										PUNTING												
	NO	YDS	AVG	NET	TB	IN20	LG		NO	YDS	AVG	NET	TB	IN20	LG							
J.Scott	5	208	41.6	31.0	0	1	50	P.O'Donnell	4	177	44.3	44.3	0	2	51							
Total	5	208	41.6	31.0	0	1	50	Total	4	177	44.3	44.3	0	2	51							
PUNT RETURNS										PUNT RETURNS												
	NO	YDS	AVG	FC	LG	TD			NO	YDS	AVG	FC	LG	TD								
J.Jackson	1	0	0.0	0	0	0	T.Cohen		2	53	26.5	2	44	0								
[DOWNED]	2	0	0.0	0	0	0	[OUT OF BOUNDS]		1	0	0.0	0	0	0								
[OUT OF BOUNDS]	1	0	0.0	0	0	0																
Total	1	0	0.0	0	0	0	Total		2	53	26.5	2	44	0								
KICKOFF RETURNS										KICKOFF RETURNS												
	NO	YDS	AVG	FC	LG	TD			NO	YDS	AVG	FC	LG	TD								
[TOUCHBACK]	5	0	0.0	0	0	0	A.Miller		3	75	25.0	0	31	0								
							[TOUCHBACK]		1	0	0.0	0	0	0								
Total	0	0	0.0	0	0	0	Total		3	75	25.0	0	31	0								

Green Bay Packers

FUMBLES	FUM	LOST	OWN-REC	YDS	TD	FORCED	OPP-REC	YDS	TD	OUT-BDS
J.Jackson	1	0	1	0	0	0	0	0	0	0
C.Matthews	0	0	0	0	0	1	0	0	0	0
D.Lowry	0	0	0	0	0	0	1	0	0	0
Total	1	0	1	0	0	1	1	0	0	0

Chicago Bears

FUMBLES	FUM	LOST	OWN-REC	YDS	TD	FORCED	OPP-REC	YDS	TD	OUT-BDS
T.Cohen	1	1	0	0	0	0	0	0	0	0
M.Trubisky	1	0	0	0	0	0	0	0	0	0
J.Daniels	0	0	1	0	0	0	0	0	0	0
Total	2	1	1	0	0	0	0	0	0	0

Green Bay Packers vs Chicago Bears

12/16/2018 at Soldier Field

Final Team Statistics

	Visitor Packers	Home Bears
TOTAL FIRST DOWNS	19	19
By Rushing	4	6
By Passing	15	11
By Penalty	0	2
THIRD DOWN EFFICIENCY	5-14-36%	3-10-30%
FOURTH DOWN EFFICIENCY	1-1-100%	0-1-0%
TOTAL NET YARDS	323	329
Total Offensive Plays (inc. times thrown passing)	66	58
Average gain per offensive play	4.9	5.7
NET YARDS RUSHING	88	97
Total Rushing Plays	19	29
Average gain per rushing play	4.6	3.3
Tackles for a loss-number and yards	1-4	3-5
NET YARDS PASSING	235	232
Times thrown - yards lost attempting to pass	5-39	1-3
Gross yards passing	274	235
PASS ATTEMPTS-COMPLETIONS-HAD INTERCEPTED	42-25-1	28-20-0
Avg gain per pass play (inc.# thrown passing)	5.0	8.0
KICKOFFS Number-In End Zone-Touchbacks	5-2-1	5-5-5
PUNTS Number and Average	5-41.6	4-44.3
Had Blocked	0	0
FGs - PATs Had Blocked	0-0	0-0
Net Punting Average	31.0	44.3
TOTAL RETURN YARDAGE (Not Including Kickoffs)	0	66
No. and Yards Punt Returns	1-0	2-53
No. and Yards Kickoff Returns	0-0	3-75
No. and Yards Interception Returns	0-0	1-13
PENALTIES Number and Yards	7-48	4-24
FUMBLES Number and Lost	1-0	2-1
TOUCHDOWNS	1	3
Rushing	1	1
Passing	0	2
EXTRA POINTS Made-Attempts	1-1	3-3
Kicking Made-Attempts	0-0	3-3
Passing Made-Attempts	1-1	0-0
FIELD GOALS Made-Attempts	3-3	1-1
RED ZONE EFFICIENCY	1-4-25%	3-4-75%
GOAL TO GO EFFICIENCY	1-3-33%	1-1-100%
SAFETIES	0	0
FINAL SCORE	17	24
TIME OF POSSESSION	29:37	30:23

Green Bay Packers vs Chicago Bears

12/16/2018 at Soldier Field

Ball Possession And Drive Chart

Green Bay Packers

#	Time Recd	Time Lost	Time Poss	How Ball Obtained	Drive Began	# Play	Yds Gain	Yds Pen	Net Yds	1st Down	Last Scrm	How Given Up
1	12:43	8:29	4:14	Punt	GB 4	6	15	0	15	1	GB 19	Punt
2	2:08	14:01	3:07	Kickoff	GB 25	6	28	0	28	2	CHI 47	Punt
3	12:29	7:27	5:02	Punt	GB 39	9	43	-5	38	2	* CHI 23	Field Goal
4	2:17	1:42	0:35	Punt	GB 2	3	9	0	9	0	GB 11	Punt
5	0:30	0:00	0:30	Kickoff	GB 25	4	27	0	27	1	CHI 48	End of Half
6	15:00	9:26	5:34	Kickoff	GB 25	11	50	0	50	4	CHI 25	Field Goal
7	6:25	4:10	2:15	Downs	50	5	50	0	50	3	* CHI 10	Touchdown
8	14:18	13:12	1:06	Fumble	GB 26	3	-2	0	-2	0	GB 24	Punt
9	10:16	9:12	1:04	Kickoff	GB 25	3	-5	0	-5	0	GB 20	Punt
10	6:43	3:04	3:39	Kickoff	GB 25	9	66	0	66	3	* CHI 9	Interception
11	2:42	0:11	2:31	Punt	GB 41	10	42	-10	32	3	* CHI 27	Field Goal

(287) Average GB 26

Chicago Bears

#	Time Recd	Time Lost	Time Poss	How Ball Obtained	Drive Began	# Play	Yds Gain	Yds Pen	Net Yds	1st Down	Last Scrm	How Given Up
1	15:00	12:43	2:17	Kickoff	CHI 23	5	34	-5	29	1	GB 48	Punt
2	8:29	2:08	6:21	Punt	CHI 40	9	60	0	60	5	* GB 9	Touchdown
3	14:01	12:29	1:32	Punt	CHI 9	3	8	0	8	0	CHI 17	Punt
4	7:27	2:17	5:10	Kickoff	CHI 21	8	49	-10	39	2	GB 40	Punt
5	1:42	0:30	1:12	Punt	CHI 39	5	61	0	61	3	* GB 12	Touchdown
6	9:26	6:25	3:01	Kickoff	CHI 30	6	20	0	20	1	GB 49	Downs
7	4:10	14:18	4:52	Kickoff	CHI 25	10	49	0	49	3	GB 23	Fumble
8	13:12	10:16	2:56	Punt	GB 45	5	32	13	45	4	* GB 13	Touchdown
9	9:12	6:43	2:29	Punt	GB 15	4	9	0	9	0	* GB 6	Field Goal
10	3:04	2:42	0:22	Interception	CHI 8	3	8	-4	4	0	CHI 12	Punt
11	0:11	0:00	0:11	Kickoff	GB 39	1	-1	0	-1	0	GB 39	End of Game

(396) Average CHI 36

* inside opponent's 20

Time of Possession by Quarter		1st	2nd	3rd	4th	OT	Total
Visitor	Green Bay Packers	6:22	7:06	7:49	8:20		29:37
Home	Chicago Bears	8:38	7:54	7:11	6:40		30:23
Kickoff Drive No.-Start Average		Packers: 5 - GB 25		Bears: 4 - CHI 25			

Green Bay Packers vs Chicago Bears
12/16/2018 at Soldier Field

Final Defensive Statistics

Green Bay Packers

Regular Defensive Plays

Special Teams

Misc

	TKL	AST	COMB	SK	/ YDS	TFL	Q	IN	PD	FF	FR	TKL	AST	FF	FR	BL	TKL	AST	FF	FR
T.Lancaster	6	1	7	0	0	0	0	0	0	0	0	0	0	0	0	0	0	0	0	0
J.Jones	5	1	6	0	0	1	0	0	1	0	0	0	0	0	0	0	0	0	0	0
J.Jackson	3	2	5	0	0	0	0	0	0	0	0	0	0	0	1	0	0	0	0	0
B.Martinez	4	0	4	0	0	0	0	0	0	0	0	0	0	0	0	0	0	0	0	0
T.Williams	2	2	4	0	0	0	0	0	0	0	0	0	0	0	0	0	0	0	0	0
J.Alexander	3	0	3	0	0	0	0	0	0	0	0	0	0	0	0	0	0	0	0	0
M.Adams	2	1	3	0	0	0	1	0	0	0	0	0	0	0	0	0	0	0	0	0
F.Brown	2	1	3	0	0	0	0	0	0	0	0	0	0	0	0	0	0	0	0	0
K.Fackrell	1	2	3	0	0	0	0	0	0	0	0	1	0	0	0	0	0	0	0	0
D.Lowry	2	0	2	0	0	0	0	0	0	0	1	0	0	0	0	0	0	0	0	0
T.Brown	2	0	2	0	0	0	0	0	0	0	0	1	0	0	0	0	0	0	0	0
K.Brice	2	0	2	0	0	0	0	0	0	0	0	0	0	0	0	0	0	0	0	0
C.Matthews	1	1	2	1	3	0	0	0	0	1	0	0	0	0	0	0	0	0	0	0
E.Pleasant	1	1	2	0	0	1	0	0	0	0	0	0	0	0	0	0	0	0	0	0
B.Breeland	1	0	1	0	0	1	0	0	1	0	0	0	0	0	0	0	0	0	0	0
R.Gilbert	1	0	1	0	0	0	0	0	1	0	0	0	0	0	0	0	0	0	0	0
J.Kumerow	0	1	1	0	0	0	0	0	0	0	0	1	0	0	0	0	0	0	0	0
A.Morrison	0	1	1	0	0	0	0	0	0	0	0	0	0	0	0	0	0	0	0	0
R.Tonyan	0	0	0	0	0	0	0	0	0	0	0	1	0	0	0	0	0	0	0	0
J.Scott	0	0	0	0	0	0	0	0	0	0	0	1	0	0	0	0	0	0	0	0
L.Taylor	0	0	0	0	0	0	0	0	0	0	0	0	0	0	0	0	1	0	0	0
Total	38	14	52	1	3	3	1	0	3	1	1	5	0	0	1	0	1	0	0	0

TKL = Tackle AST = Assist COMB = Combined QH=QB Hit IN = Interception PD = Pass Defense FF = Forced Fumble FR = Fumble Recovery

Chicago Bears

Regular Defensive Plays

Special Teams

Misc

	TKL	AST	COMB	SK	/ YDS	TFL	QH	IN	PD	FF	FR	TKL	AST	FF	FR	BL	TKL	AST	FF	FR
R.Smith	7	3	10	0	0	0	0	0	1	0	0	0	0	0	0	0	0	0	0	0
L.Floyd	6	0	6	2	20	2	3	0	0	0	0	0	0	0	0	0	0	0	0	0
K.Mack	5	1	6	2.5	15	2	3	0	0	0	0	0	0	0	0	0	0	0	0	0
E.Jackson	5	1	6	0	0	0	0	1	2	0	0	0	0	0	0	0	0	0	0	0
A.Amos	4	1	5	0	0	0	0	0	0	0	0	0	0	0	0	0	0	0	0	0
P.Amukamara	4	0	4	0	0	0	0	0	1	0	0	0	0	0	0	0	0	0	0	0
D.Trevathan	3	1	4	0	0	0	0	0	0	0	0	0	0	0	0	0	0	0	0	0
A.Hicks	1	2	3	0	0	0	0	0	0	0	0	0	0	0	0	0	0	0	0	0
S.McManis	2	0	2	0	0	0	1	0	2	0	0	0	0	0	0	0	0	0	0	0
K.Fuller	2	0	2	0	0	0	0	0	2	0	0	0	0	0	0	0	0	0	0	0
A.Lynch	1	0	1	0	0	1	0	0	0	0	0	0	0	0	0	0	0	0	0	0
D.Bush	1	0	1	0	0	0	0	0	0	0	0	0	0	0	0	0	0	0	0	0
B.Nichols	0	1	1	0.5	4	0	1	0	0	0	0	0	0	0	0	0	0	0	0	0
I.Irving	0	0	0	0	0	0	1	0	0	0	0	0	0	0	0	0	0	0	0	0
A.Shaheen	0	0	0	0	0	0	0	0	0	0	0	0	0	0	0	0	1	0	0	0
J.Daniels	0	0	0	0	0	0	0	0	0	0	0	0	0	0	0	0	0	0	0	1
Total	41	10	51	5	39	5	9	1	8	0	0	0	0	0	0	0	1	0	0	1

12/16/2018 at Soldier Field

PERIOD SCORES

TIME OF POSSESSION

Scoring Plays

	Green Bay Packers	Chicago Bears
TOTAL FIRST DOWNS	6	11
First Downs Rushing-Passing-by Penalty	1 - 5 - 0	5 - 6 - 0
THIRD DOWN EFFICIENCY	3-7-43%	2-5-40%
TOTAL NET YARDS	122	212
Total Offensive Plays	27	30
NET YARDS RUSHING	44	51
NET YARDS PASSING	78	161
Gross Yards Passing	92	161
Times thrown-yards lost attempting to pass	2-14	0-0
Pass Attempts-Completions-Had Intercepted	14 - 9 - 0	18 - 13 - 0
Punts-Number and Average	3 - 43	3 - 42
Penalties-Number and Yards	2 - 10	3 - 20
Fumbles-Number and Lost	0 - 0	0 - 0
Red Zone Efficiency	0-1-0%	2-2-100%
Average Drive Start	GB 19	CHI 26

[illegible]

12/16/2018 at Soldier Field

[illegible]

Play By Play

First Quarter

12/16/2018

GB wins the coin toss and elects to defer. CHI elects to Receive, and GB elects to defend the south goal.

M.Crosby kicks 73 yards from GB 35 to CHI -8. A.Miller to CHI 23 for 31 yards (R.Tonyan).

Chicago Bears at 15:00, (1st play from scrimmage 14:53)

- 1-10-CHI 23(14:53) (Shotgun) *PENALTY on CHI-C.Leno Jr, False Start, 5 yards, enforced at CHI 23 - No Play.*
- 1-15-CHI 18(14:53) (Shotgun) J.Howard right guard to CHI 23 for 5 yards (B.Martinez).
- 2-10-CHI 23(14:20) (Shotgun) M.Trubisky pass short right to A.Robinson II pushed ob at GB 47 for 30 yards (T.Williams).P1
- 1-10-GB 47(13:42) J.Howard right tackle to GB 48 for -1 yards (J.Jones).
- 2-11-GB 48(13:03) (Shotgun) M.Trubisky pass incomplete deep right to A.Robinson II (J.Jones).
- 3-11-GB 48(12:57) (Shotgun) M.Trubisky pass incomplete short right to A.Robinson II.
- 4-11-GB 48(12:53) P.O'Donnell punts 44 yards to GB 4, Center-P.Scales, downed by CHI-D.Bush.

Timeout at 12:43.

Green Bay Packers at 12:43

- 1-10-GB 4(12:43) A.Jones right guard to GB 5 for 1 yard (L.Floyd).
- 2-9-GB 5(12:03) A.Jones right tackle to GB 8 for 3 yards (A.Hicks).
- 3-6-GB 8(11:24) (Shotgun) A.Rodgers pass short middle to R.Cobb to GB 17 for 9 yards (E.Jackson).P1
- 1-10-GB 17(10:40) (Shotgun) A.Rodgers pass short right to D.Adams to GB 23 for 6 yards (R.Smith).
- 2-4-GB 23(9:58) A.Jones left tackle to GB 25 for 2 yards (R.Smith; A.Hicks).
- 3-2-GB 25(9:17) (Shotgun) A.Rodgers sacked at GB 19 for -6 yards (K.Mack).
- 4-8-GB 19(8:36) L.Kendricks reported in as eligible. J.Scott punts 41 yards to CHI 40, Center-H.Bradley, out of bounds.

Timeout at 08:29.

Chicago Bears at 8:29

- 1-10-CHI 40(8:29) M.Trubisky pass short middle to J.Howard pushed ob at GB 45 for 15 yards (J.Jones).P2
- 1-10-GB 45(7:45) (Shotgun) J.Howard right guard to GB 43 for 2 yards (B.Martinez).
- 2-8-GB 43(7:08) (Shotgun) *PENALTY on GB-D.Lowry, Neutral Zone Infraction, 5 yards, enforced at GB 43 - No Play.*
- 2-3-GB 38(6:41) J.Howard right tackle to GB 34 for 4 yards (D.Lowry).R3
- 1-10-GB 34(5:58) (Shotgun) M.Trubisky pass short middle to T.Burton to GB 25 for 9 yards (T.Williams; J.Jones).
- 2-1-GB 25(5:19) J.Howard left guard to GB 20 for 5 yards (F.Brown).R4
- 1-10-GB 20(5:19) (Shotgun) *PENALTY on CHI-J.Daniels, False Start, 5 yards, enforced at GB 20 - No Play.*
- 1-15-GB 25(4:20) M.Trubisky pass short right to T.Mizzell to GB 16 for 9 yards (B.Martinez).
- 2-6-GB 16(3:34) (Shotgun) M.Trubisky pass short right to T.Cohen pushed ob at GB 11 for 5 yards (J.Alexander).
- 3-1-GB 11(2:53) (Shotgun) J.Howard left guard to GB 9 for 2 yards (J.Jones).R5
- 1-9-GB 9(2:12) **J.Howard right guard for 9 yards, TOUCHDOWN.**R6
- C.Parkey extra point is GOOD, Center-P.Scales, Holder-P.O'Donnell.

Timeout at 02:08.

GB 0 CHI 7, 9 plays, 60 yards, 1 penalty, 6:21 drive, 12:52 elapsed

C.Parkey kicks 65 yards from CHI 35 to end zone, Touchback.

Green Bay Packers at 2:08

- 1-10-GB 25(2:08) A.Jones left end to GB 27 for 2 yards (K.Mack).
- 2-8-GB 27(1:34) A.Rodgers pass short left to J.Williams to GB 40 for 13 yards (D.Trevathan).P2
- 1-10-GB 40(:55) A.Rodgers pass short middle to J.Williams to CHI 39 for 21 yards (R.Smith; E.Jackson).P3
- 1-10-CHI 39(:14) (Shotgun) J.Williams left tackle to CHI 39 for no gain (R.Smith).

END OF QUARTER

	Score	Time	First Downs				Efficiencies	
		Poss	R	P	X	T	3 Down	4 Down
Green Bay Packers	0	6:22	0	3	0	3	1/2	0/0
Chicago Bears	7	8:38	4	2	0	6	1/2	0/0

Second Quarter

12/16/2018

Play By Play

Green Bay Packers continued.

- 2-10-CHI 39 (15:00) (Shotgun) A.Rodgers pass incomplete short left.
- 3-10-CHI 39 (14:53) (Shotgun) A.Rodgers sacked at CHI 47 for -8 yards (sack split by B.Nichols and K.Mack).
- 4-18-CHI 47 (14:08) J.Scott punts 38 yards to CHI 9, Center-H.Bradley, fair catch by T.Cohen.

Timeout at 14:01.

Chicago Bears at 14:01

- 1-10-CHI 9 (14:01) (Shotgun) T.Cohen right guard to CHI 6 for -3 yards (B.Breeland).
- 2-13-CHI 6 (13:22) (Shotgun) M.Trubisky pass short left to T.Gabriel to CHI 17 for 11 yards (E.Pleasant; J.Jackson).
- 3-2-CHI 17 (12:39) (Shotgun) M.Trubisky pass incomplete short left to T.Cohen (R.Gilbert).
- 4-2-CHI 17 (12:36) P.O'Donnell punts 44 yards to GB 39, Center-P.Scales, out of bounds.

Timeout at 12:29.

Green Bay Packers at 12:29

- 1-10-GB 39 (12:29) A.Rodgers pass short right to L.Kendricks to GB 41 for 2 yards (A.Amos).
- 2-8-GB 41 (11:51) (Shotgun) *PENALTY on GB-J.Spriggs, False Start, 5 yards, enforced at GB 41 - No Play.*
- 2-13-GB 36 (11:34) (Shotgun) J.Williams right guard to GB 43 for 7 yards (D.Trevathan).
- 3-6-GB 43 (10:52) (Shotgun) A.Rodgers pass short middle to D.Adams to CHI 44 for 13 yards (P.Amukamara). P4
- 1-10-CHI 44 (10:15) J.Williams right tackle to CHI 40 for 4 yards (R.Smith; A.Hicks).
- 2-6-CHI 40 (9:43) (Shotgun) A.Rodgers pass short right to L.Kendricks to CHI 24 for 16 yards (A.Amos). P5
- 1-10-CHI 24 (8:58) (Shotgun) A.Rodgers pass short left to R.Cobb pushed ob at CHI 19 for 5 yards (E.Jackson).
- 2-5-CHI 19 (8:20) J.Williams left tackle to CHI 23 for -4 yards (A.Lynch).
- 3-9-CHI 23 (7:37) (No Huddle, Shotgun) A.Rodgers pass incomplete deep middle to E.St. Brown.
- 4-9-CHI 23 (7:31) **M.Crosby 41 yard field goal is GOOD, Center-H.Bradley, Holder-J.Scott.**

Timeout at 07:27.

GB 3 CHI 7, 9 plays, 38 yards, 5:02 drive, 7:33 elapsed

M.Crosby kicks 62 yards from GB 35 to CHI 3. A.Miller to CHI 21 for 18 yards (J.Kumerow).

Chicago Bears at 7:27, (1st play from scrimmage 7:22)

- 1-10-CHI 21 (7:22) (Shotgun) J.Howard left guard to CHI 24 for 3 yards (D.Lowry).
- 2-7-CHI 24 (6:45) (Shotgun) M.Trubisky pass incomplete short left to A.Robinson II.
- PENALTY on CHI-C.Whitehair, Offensive Holding, 10 yards, enforced at CHI 24 - No Play.*
- 2-17-CHI 14 (6:40) (Shotgun) M.Trubisky pass short left to A.Robinson II to CHI 33 for 19 yards (J.Jackson; T.Williams). P7
- 1-10-CHI 33 (6:02) (Shotgun) T.Cohen left end pushed ob at CHI 33 for no gain (J.Jackson).
- Timeout #1 by CHI at 05:20.
- 2-10-CHI 33 (5:20) (Shotgun) M.Trubisky scrambles left tackle to CHI 36 for 3 yards (K.Fackrell).
- 3-7-CHI 36 (4:39) (Shotgun) M.Trubisky pass deep left to A.Shaheen pushed ob at GB 41 for 23 yards (J.Jackson). P8
- 1-10-GB 41 (3:52) (Shotgun) M.Trubisky pass short left to T.Cohen to GB 45 for -4 yards (E.Pleasant).
- 2-14-GB 45 (3:08) (Shotgun) M.Trubisky pass short middle to A.Robinson II to GB 40 for 5 yards (B.Martinez).
- 3-9-GB 40 (2:29) (Shotgun) M.Trubisky pass incomplete short left to A.Robinson II.
- 4-9-GB 40 (2:25) P.O'Donnell punts 38 yards to GB 2, Center-P.Scales, downed by CHI-J.Bellamy.

Timeout at 02:17.

Green Bay Packers at 2:17

- 1-10-GB 2 (2:17) (Shotgun) A.Rodgers pass short right to E.St. Brown to GB 9 for 7 yards (A.Amos).

Two-Minute Warning

- 2-3-GB 9 (2:00) (Shotgun) A.Rodgers pass incomplete deep left to D.Adams (P.Amukamara).
- 3-3-GB 9 (1:53) (Shotgun) J.Williams right tackle to GB 11 for 2 yards (L.Floyd).
- Timeout #2 by CHI at 01:48.
- 4-1-GB 11 (1:48) L.Kendricks and J.Crawford reported in as eligible. J.Scott punts 50 yards to CHI 39, Center-H.Bradley, fair catch by T.Cohen.

Chicago Bears at 1:42

- 1-10-CHI 39 (1:42) (Shotgun) M.Trubisky pass short middle to T.Burton to CHI 48 for 9 yards (K.Brice).
- 2-1-CHI 48 (1:14) (Shotgun) T.Cohen left guard to GB 30 for 22 yards (K.Brice).
- Timeout #1 by GB at 00:53.

R9

Green Bay Packers vs Chicago Bears at Soldier Field

<u>1-10-GB 30</u>	(:53) (Shotgun) M.Trubisky pass incomplete short right to T.Burton.	
2-10-GB 30	(:45) (Shotgun) M.Trubisky pass short right to J.Bellamy to GB 12 for 18 yards (J.Alexander).	P10
	Timeout #3 by CHI at 00:38.	
<u>1-10-GB 12</u>	(:38) (Shotgun) M.Trubisky pass short right to T.Cohen for 12 yards, TOUCHDOWN.	P11
	C.Parkey extra point is GOOD, Center-P.Scales, Holder-P.O'Donnell.	

GB 3 CHI 14, 5 plays, 61 yards, 1:12 drive, 14:30 elapsed

C.Parkey kicks 65 yards from CHI 35 to end zone, Touchback.

Green Bay Packers at 0:30

1-10-GB 25	(:30) (Shotgun) A.Rodgers scrambles right end to GB 32 for 7 yards (R.Smith).	
	Timeout #2 by GB at 00:20.	
2-3-GB 32	(:20) (Shotgun) A.Rodgers pass incomplete deep left to E.St. Brown.	
3-3-GB 32	(:11) (Shotgun) J.Williams right guard to CHI 48 for 20 yards (K.Mack).	R6
	Timeout #3 by GB at 00:05.	
<u>1-10-CHI 48</u>	(:05) (Shotgun) A.Rodgers pass incomplete deep left to D.Adams (E.Jackson).	

END OF QUARTER

	Score	Time Poss	First Downs				Efficiencies	
			R	P	X	T	3 Down	4 Down
Green Bay Packers	3	7:06	1	2	0	3	2/5	0/0
Chicago Bears	14	7:54	1	4	0	5	1/3	0/0

Third Quarter

12/16/2018

Play By Play

GB elects to Receive, and CHI elects to Kick.

C.Parkey kicks 65 yards from CHI 35 to end zone, Touchback.

Green Bay Packers at 15:00

1-10-GB 25	(15:00) (Shotgun) A.Rodgers pass short left to D.Adams to GB 36 for 11 yards (P.Amukamara).	P7
<u>1-10-GB 36</u>	(14:21) (Shotgun) J.Williams left guard to GB 42 for 6 yards (R.Smith).	
2-4-GB 42	(13:43) (Shotgun) A.Rodgers pass short right to L.Kendricks to GB 48 for 6 yards (R.Smith).	P8
<u>1-10-GB 48</u>	(13:02) A.Rodgers scrambles right guard to CHI 44 for 8 yards (E.Jackson).	
2-2-CHI 44	(12:17) (Shotgun) J.Williams left tackle to CHI 42 for 2 yards (S.McManis). GB-D.Bakhtiari was injured during the play. CHI-A.Lynch was injured during the play. He is Out.	R9

Timeout at 12:01.

<u>1-10-CHI 42</u>	(11:44) A.Rodgers pass short left to L.Kendricks pushed ob at CHI 39 for 3 yards (D.Trevathan).	
2-7-CHI 39	(11:05) (Shotgun) A.Rodgers pass short middle to J.Graham to CHI 28 for 11 yards (E.Jackson).	P10
<u>1-10-CHI 28</u>	(10:27) J.Williams right end to CHI 25 for 3 yards (R.Smith).	
2-7-CHI 25	(9:40) (Shotgun) A.Rodgers pass incomplete short right to D.Adams (K.Fuller).	
3-7-CHI 25	(9:35) (Shotgun) A.Rodgers pass incomplete deep left to R.Cobb (S.McManis).	
4-7-CHI 25	(9:30) M.Crosby 43 yard field goal is GOOD, Center-H.Bradley, Holder-J.Scott.	

Timeout at 09:26.

GB 6 CHI 14, 11 plays, 50 yards, 5:34 drive, 5:34 elapsed
--

M.Crosby kicks 61 yards from GB 35 to CHI 4. A.Miller to CHI 30 for 26 yards (T.Brown).

Chicago Bears at 9:26, (1st play from scrimmage 9:20)

1-10-CHI 30	(9:20) (Shotgun) M.Trubisky pass incomplete short middle to A.Robinson II.	
2-10-CHI 30	(9:17) (Shotgun) M.Trubisky pass short left to T.Cohen pushed ob at CHI 43 for 13 yards (T.Williams).	P12
<u>1-10-CHI 43</u>	(8:37) J.Howard left tackle to CHI 43 for no gain (C.Matthews; A.Morrison).	
2-10-CHI 43	(7:55) (Shotgun) J.Howard left guard to 50 for 7 yards (J.Jackson).	
3-3-50	(7:13) (Shotgun) T.Mizzell left tackle to GB 49 for 1 yard (F.Brown).	
4-2-GB 49	(6:30) (Punt formation) Direct snap to B.Cunningham. B.Cunningham up the middle to 50 for -1 yards (F.Brown; J.Kumerow).	

Timeout at 06:25.

Green Bay Packers at 6:25

1-10-50	(6:25) (Shotgun) A.Rodgers pass incomplete deep right to R.Cobb.	
2-10-50	(6:19) (Shotgun) J.Williams right guard to CHI 48 for 2 yards (L.Floyd).	
3-8-CHI 48	(5:37) (Shotgun) A.Rodgers pass deep left to D.Adams to CHI 20 for 28 yards (P.Amukamara).	P11
<u>1-10-CHI 20</u>	(4:56) (Shotgun) A.Rodgers pass short right to D.Adams to CHI 10 for 10 yards (R.Smith).	P12
<u>1-10-CHI 10</u>	(4:15) J.Williams right end for 10 yards, TOUCHDOWN.	R13
	TWO-POINT CONVERSION ATTEMPT. A.Rodgers pass to D.Adams is complete. ATTEMPT SUCCEEDS.	

Timeout at 04:10.

GB 14 CHI 14, 5 plays, 50 yards, 2:15 drive, 10:50 elapsed

M.Crosby kicks 65 yards from GB 35 to end zone, Touchback.

Chicago Bears at 4:10

1-10-CHI 25	(4:10) (Shotgun) M.Trubisky pass incomplete short right to T.Burton.	
2-10-CHI 25	(4:05) (Shotgun) M.Trubisky pass incomplete short right to T.Burton (B.Breeland).	
3-10-CHI 25	(4:01) (Shotgun) M.Trubisky scrambles right end pushed ob at CHI 39 for 14 yards (J.Jones).	R13
<u>1-10-CHI 39</u>	(3:23) M.Trubisky sacked at CHI 39 for 0 yards (C.Matthews). FUMBLES (C.Matthews) [M.Adams], recovered by CHI-J.Daniels at CHI 36. J.Daniels to CHI 36 for no gain (M.Adams; K.Fackrell).	
2-13-CHI 36	(2:22) (Shotgun) M.Trubisky pass short left to T.Gabriel to 50 for 14 yards (T.Brown).	P14
<u>1-10-50</u>	(1:37) J.Howard right guard to GB 48 for 2 yards (T.Lancaster).	
2-8-GB 48	(:53) (Shotgun) M.Trubisky pass short middle to A.Shaheen to GB 32 for 16 yards (T.Brown).	P15
	Timeout #1 by CHI at 00:04.	
<u>1-10-GB 32</u>	(:04) (Shotgun) T.Cohen left end to GB 27 for 5 yards (R.Gilbert).	

END OF QUARTER

	Score	Time Poss	First Downs				Efficiencies	
			R	P	X	T	3 Down	4 Down
Green Bay Packers	14	7:49	2	5	0	7	1/2	0/0
Chicago Bears	14	7:11	1	3	0	4	1/2	0/1

Fourth Quarter

12/16/2018

Play By Play

Chicago Bears continued.

- 2-5-GB 27 (15:00) (Shotgun) J.Howard left tackle to GB 23 for 4 yards (T.Lancaster).
- 3-1-GB 23 (15:00) Direct snap to T.Cohen. T.Cohen up the middle to GB 27 for -4 yards. FUMBLES, RECOVERED by GB-D.Lowry at GB 26. D.Lowry to GB 26 for no gain (A.Shaheen).

Green Bay Packers at 14:18

- 1-10-GB 26 (14:18) (Shotgun) A.Rodgers sacked at GB 24 for -2 yards (L.Floyd).
- 2-12-GB 24 (13:38) (Shotgun) A.Rodgers pass incomplete deep left to R.Cobb.
- 3-12-GB 24 (13:30) (Shotgun) A.Rodgers pass incomplete deep middle to M.Valdes-Scantling.
- 4-12-GB 24 (13:22) L.Kendricks and K.Fackrell reported in as eligible. J.Scott punts 40 yards to CHI 36, Center-H.Bradley. T.Cohen to CHI 45 for 9 yards (K.Fackrell).
PENALTY on GB-H.Bradley, Offensive Holding, 10 yards, enforced at CHI 45.

Timeout at 13:12.

Chicago Bears at 13:12

- 1-10-GB 45 (13:12) (Shotgun) J.Howard left guard to GB 41 for 4 yards (T.Lancaster).
- 2-6-GB 41 (12:40) (Shotgun) M.Trubisky pass short right to T.Gabriel to GB 33 for 8 yards (J.Alexander). P16
- 1-10-GB 33 (11:55) (Shotgun) M.Trubisky pass incomplete short right to A.Robinson II.
PENALTY on GB-J.Alexander, Defensive Pass Interference, 8 yards, enforced at GB 33 - No Play. X17
- 1-10-GB 25 (11:51) (Shotgun) M.Trubisky pass short middle to T.Burton to GB 20 for 5 yards (M.Adams).
- 2-5-GB 20 (11:10) (Shotgun) M.Trubisky pass incomplete deep left to T.Cohen.
PENALTY on GB-B.Breeland, Defensive Holding, 5 yards, enforced at GB 20 - No Play. X18
- 1-10-GB 15 (11:05) (Shotgun) J.Howard left guard to GB 13 for 2 yards (T.Lancaster; K.Fackrell).
- 2-8-GB 13 **(10:21) (Shotgun) M.Trubisky pass short left to T.Burton for 13 yards, TOUCHDOWN.** P19
C.Parkey extra point is GOOD, Center-P.Scales, Holder-P.O'Donnell.

Timeout at 10:16.

GB 14 CHI 21, 5 plays, 45 yards, 2 penalties, 2:56 drive, 4:44 elapsed

C.Parkey kicks 65 yards from CHI 35 to end zone, Touchback.

Green Bay Packers at 10:16

- 1-10-GB 25 (10:16) (Shotgun) A.Rodgers sacked at GB 20 for -5 yards (K.Mack).
- 2-15-GB 20 (9:34) (Shotgun) A.Rodgers pass incomplete short right to R.Cobb [L.Floyd].
- 3-15-GB 20 (9:31) (Shotgun) A.Rodgers pass incomplete short left to J.Williams (R.Smith).
- 4-15-GB 20 (9:26) J.Crawford and L.Kendricks reported in as eligible. J.Scott punts 39 yards to CHI 41, Center-H.Bradley. T.Cohen pushed ob at GB 15 for 44 yards (J.Scott).

Chicago Bears at 9:12

- 1-10-GB 15 (9:12) J.Howard left guard to GB 11 for 4 yards (T.Lancaster).
- 2-6-GB 11 (8:34) (Shotgun) J.Howard left tackle to GB 11 for no gain (T.Lancaster).
- 3-6-GB 11 (7:45) (Shotgun) M.Trubisky pass short left to T.Cohen ran ob at GB 6 for 5 yards.
- 4-1-GB 6 **(6:46) C.Parkey 24 yard field goal is GOOD, Center-P.Scales, Holder-P.O'Donnell.**

Timeout at 06:43.

GB 14 CHI 24, 4 plays, 9 yards, 2:29 drive, 8:17 elapsed

C.Parkey kicks 65 yards from CHI 35 to end zone, Touchback.

Green Bay Packers at 6:43

- 1-10-GB 25 (6:43) (Shotgun) A.Rodgers pass short middle to J.Graham to GB 38 for 13 yards (D.Trevathan; A.Amos). P14
- 1-10-GB 38 (6:21) (No Huddle, Shotgun) A.Rodgers pass short left to J.Williams to GB 44 for 6 yards (L.Floyd).
- 2-4-GB 44 (5:53) (No Huddle, Shotgun) A.Rodgers pass short left to D.Adams to CHI 33 for 23 yards (P.Amukamara). P15
- 1-10-CHI 33 (5:12) (No Huddle, Shotgun) A.Rodgers pass short right to J.Kumerow pushed ob at CHI 28 for 5 yards (K.Fuller).
- 2-5-CHI 28 (4:35) (Shotgun) J.Williams right guard to CHI 25 for 3 yards (K.Mack).
- 3-2-CHI 25 (4:00) (Shotgun) A.Rodgers pass deep left to R.Cobb to CHI 9 for 16 yards (E.Jackson) [S.McManis]. P16
- 1-9-CHI 9 (3:31) (Shotgun) A.Rodgers pass incomplete short left to J.Graham.
- 2-9-CHI 9 (3:22) (Shotgun) A.Rodgers pass incomplete short right to J.Kumerow [I.Irving].
- 3-9-CHI 9 (3:14) (Shotgun) A.Rodgers pass short middle intended for J.Graham INTERCEPTED by E.Jackson at CHI -5. E.Jackson to CHI 8 for 13 yards (L.Taylor). CHI-E.Jackson was injured during the play.

Chicago Bears at 3:04

- 1-10-CHI 8 (3:04) J.Howard left guard to CHI 8 for no gain (M.Adams).

Green Bay Packers vs Chicago Bears at Soldier Field

Timeout #1 by GB at 03:00.

- 2-10-CHI 8 (3:00) *PENALTY on CHI-B.Braunecker, False Start, 4 yards, enforced at CHI 8 - No Play.*
- 2-14-CHI 4 (3:00) (Shotgun) J.Howard left tackle to CHI 8 for 4 yards (J.Jones).

Timeout #2 by GB at 02:55.

- 3-10-CHI 8 (2:55) (Shotgun) J.Howard left tackle to CHI 12 for 4 yards (T.Lancaster).

Timeout #3 by GB at 02:51.

- 4-6-CHI 12 (2:51) P.O'Donnell punts 51 yards to GB 37, Center-P.Scales. J.Jackson MUFFS catch, and recovers at GB 41.

Green Bay Packers at 2:42

- 1-10-GB 41 (2:42) (Shotgun) A.Rodgers pass incomplete short right to D.Adams (K.Fuller).
- 2-10-GB 41 (2:38) (Shotgun) A.Rodgers pass incomplete short middle to E.St. Brown.
PENALTY on GB-J.Spriggs, Offensive Holding, 10 yards, enforced at GB 41 - No Play.
- 2-20-GB 31 (2:33) (Shotgun) A.Rodgers pass short left to J.Williams to GB 33 for 2 yards (S.McManis).
- 3-18-GB 33 (2:01) (No Huddle, Shotgun) A.Rodgers pass short right to M.Valdes-Scantling to GB 45 for 12 yards (K.Fuller).

Two-Minute Warning

- 4-6-GB 45 (1:53) (Shotgun) A.Rodgers pass short middle to D.Adams to CHI 32 for 23 yards (A.Amos). P17
- 1-10-CHI 32 (1:26) (No Huddle, Shotgun) A.Rodgers pass short left to D.Adams ran ob at CHI 27 for 5 yards.
- 2-5-CHI 27 (1:22) (Shotgun) A.Rodgers pass short middle to J.Graham to CHI 19 for 8 yards (D.Bush). P18
- 1-10-CHI 19 (1:00) (No Huddle, Shotgun) A.Rodgers scrambles right tackle to CHI 9 for 10 yards. R19
- 1-9-CHI 9 (:31) (No Huddle, Shotgun) A.Rodgers pass incomplete short middle to D.Adams (S.McManis).
- 2-9-CHI 9 (:24) (Shotgun) A.Rodgers sacked at CHI 27 for -18 yards (L.Floyd).
Penalty on GB, Illegal Shift, declined.
- 3-27-CHI 27 (:15) (Field Goal formation) M.Crosby 45 yard field goal is GOOD, Center-H.Bradley, Holder-J.Scott.

Timeout at 00:11.

GB 17 CHI 24, 10 plays, 32 yards, 2:31 drive, 14:49 elapsed

M.Crosby kicks onside 9 yards from GB 35 to GB 44. A.Robinson II (didn't try to advance) to GB 44 for no gain.

PENALTY on GB-J.Alexander, Offside on Free Kick, 5 yards, enforced at GB 44.

Chicago Bears at 0:11, (1st play from scrimmage 0:10)

- 1-10-GB 39 (:10) M.Trubisky kneels to GB 40 for -1 yards.

END OF QUARTER

	Score	Time Poss	First Downs				Efficiencies	
			R	P	X	T	3 Down	4 Down
Green Bay Packers	17	8:20	1	5	0	6	1/5	1/1
Chicago Bears	24	6:40	0	2	2	4	0/3	0/0

Miscellaneous Statistics Report

Green Bay Packers vs Chicago Bears 12/16/2018 at Soldier Field

Ten Longest Plays for Green Bay Packers

Yards	Qtr	Play Start	Play Description
28	3	3-8-CHI 48	(5:37) (Shotgun) A.Rodgers pass deep left to D.Adams to CHI 20 for 28 yards (P.Amukamara).
23	4	2-4-GB 44	(5:53) (No Huddle, Shotgun) A.Rodgers pass short left to D.Adams to CHI 33 for 23 yards (P.Amukamara).
23	4	4-6-GB 45	(1:53) (Shotgun) A.Rodgers pass short middle to D.Adams to CHI 32 for 23 yards (A.Amos).
21	1	1-10-GB 40	(:55) A.Rodgers pass short middle to J.Williams to CHI 39 for 21 yards (R.Smith; E.Jackson).
20	2	3-3-GB 32	(:11) (Shotgun) J.Williams right guard to CHI 48 for 20 yards (K.Mack).
16	2	2-6-CHI 40	(9:43) (Shotgun) A.Rodgers pass short right to L.Kendricks to CHI 24 for 16 yards (A.Amos).
16	4	3-2-CHI 25	(4:00) (Shotgun) A.Rodgers pass deep left to R.Cobb to CHI 9 for 16 yards (E.Jackson) [S.McManis].
13	1	2-8-GB 27	(1:34) A.Rodgers pass short left to J.Williams to GB 40 for 13 yards (D.Trevathan).
13	2	3-6-GB 43	(10:52) (Shotgun) A.Rodgers pass short middle to D.Adams to CHI 44 for 13 yards (P.Amukamara).
13	4	1-10-GB 25	(6:43) (Shotgun) A.Rodgers pass short middle to J.Graham to GB 38 for 13 yards (D.Trevathan; A.Amos).

Ten Longest Plays for Chicago Bears

Yards	Qtr	Play Start	Play Description
30	1	2-10-CHI 23	(14:20) (Shotgun) M.Trubisky pass short right to A.Robinson II pushed ob at GB 47 for 30 yards (T.Williams).
23	2	3-7-CHI 36	(4:39) (Shotgun) M.Trubisky pass deep left to A.Shaheen pushed ob at GB 41 for 23 yards (J.Jackson).
22	2	2-1-CHI 48	(1:14) (Shotgun) T.Cohen left guard to GB 30 for 22 yards (K.Brice).
19	2	2-17-CHI 14	(6:40) (Shotgun) M.Trubisky pass short left to A.Robinson II to CHI 33 for 19 yards (J.Jackson; T.Williams).
18	2	2-10-GB 30	(:45) (Shotgun) M.Trubisky pass short right to J.Bellamy to GB 12 for 18 yards (J.Alexander).
16	3	2-8-GB 48	(:53) (Shotgun) M.Trubisky pass short middle to A.Shaheen to GB 32 for 16 yards (T.Brown).
15	1	1-10-CHI 40	(8:29) M.Trubisky pass short middle to J.Howard pushed ob at GB 45 for 15 yards (J.Jones).
14	3	3-10-CHI 25	(4:01) (Shotgun) M.Trubisky scrambles right end pushed ob at CHI 39 for 14 yards (J.Jones).
14	3	2-13-CHI 36	(2:22) (Shotgun) M.Trubisky pass short left to T.Gabriel to 50 for 14 yards (T.Brown).
13	3	2-10-CHI 30	(9:17) (Shotgun) M.Trubisky pass short left to T.Cohen pushed ob at CHI 43 for 13 yards (T.Williams).

Touchdown Scoring Information

		Offense	Defense	Special Teams
VISITOR	Green Bay Packers	1	0	0
HOME	Chicago Bears	3	0	0

Player Scoring Information

Club	Player	TD	Rush TD	Rec TD	KO TD	Punt TD	Int TD	Fum TD	Misc TD	FG	XP	2Pt Rush	2Pt Rec	Sfty	Points
GB	M.Crosby	0	0	0	0	0	0	0	0	3	0	0	0	0	9
GB	J.Williams	0	1	0	0	0	0	0	0	0	0	0	0	0	6
GB	D.Adams	0	0	0	0	0	0	0	0	0	0	0	1	0	2
CHI	J.Howard	0	1	0	0	0	0	0	0	0	0	0	0	0	6
CHI	T.Burton	0	0	1	0	0	0	0	0	0	0	0	0	0	6
CHI	T.Cohen	0	0	1	0	0	0	0	0	0	0	0	0	0	6
CHI	C.Parkey	0	0	0	0	0	0	0	0	1	3	0	0	0	6

Possession Detail

	First Half		Second Half		Game	
	Visitor	Home	Visitor	Home	Visitor	Home
Largest Lead	0	11	0	10	0	11
Drives Leading	0	3	0	4	0	7
Time of Possession Leading	0:00	7:54	0:00	6:03	0:00	13:57
Largest Deficit	-11	0	-10	0	-11	0
Drives Trailing	4	0	5	0	9	0
Time of Possession Trailing	9:14	0:00	15:03	0:00	24:17	0:00
Times Score Tied Up		0		1		1
Lead Changes		1		1		2

Playtime Percentage

Percent of playtime per player on offense, defense and special teams

Green Bay Packers

Chicago Bears

		Offense		Defense		Special Teams				Offense		Defense		Special Teams	
L Patrick	G	68	100%			3	11%	C Leno	T	60	100%			4	15%
J Spriggs	T	68	100%			3	11%	B Massie	T	60	100%			4	15%
D Bakhtiari	T	68	100%			3	11%	C Whitehair	C	60	100%			4	15%
L Taylor	G	68	100%			3	11%	B Witzmann	G	60	100%			4	15%
C Linsley	C	68	100%					J Daniels	C	60	100%			4	15%
A Rodgers	QB	68	100%					M Trubisky	QB	60	100%				
D Adams	WR	64	94%					T Burton	TE	46	77%			1	4%
J Williams	RB	59	87%			2	7%	A Robinson	WR	46	77%			1	4%
R Cobb	WR	47	69%			4	15%	T Gabriel	WR	46	77%				
J Graham	TE	47	69%					T Cohen	RB	38	63%			6	22%
E St. Brown	WR	42	62%			5	19%	J Howard	RB	34	57%				
J Kumerow	WR	21	31%			15	56%	A Shaheen	TE	27	45%			1	4%
M Valdes-Scantling	WR	21	31%					A Miller	WR	26	43%			5	19%
M Lewis	TE	11	16%			3	11%	J Bellamy	WR	14	23%			19	70%
L Kendricks	TE	9	13%			4	15%	T Mizzell	RB	11	18%			6	22%
R Tonyan	TE	8	12%			10	37%	B Braunecker	TE	10	17%			20	74%
A Jones	RB	7	10%					D Brown	TE	2	3%			20	74%
D Vitale	FB	4	6%			17	63%	D Trevathan	LB			68	100%	3	11%
B Martinez	LB			60	100%	4	15%	P Amukamara	CB			68	100%		
J Alexander	CB			60	100%	1	4%	A Amos	FS			68	100%		
T Williams	CB			60	100%			K Fuller	CB			67	99%	3	11%
D Lowry	DE			53	88%	6	22%	R Smith	LB			67	99%		
B Breeland	CB			53	88%			S McManis	CB			62	91%	3	11%
K Fackrell	LB			51	85%	9	33%	K Mack	LB			62	91%		
T Lancaster	DT			51	85%	5	19%	A Hicks	DT			59	87%		
C Matthews	LB			49	82%			E Jackson	FS			58	85%		
J Jones	SS			48	80%	12	44%	L Floyd	LB			56	82%		
J Jackson	CB			40	67%	8	30%	E Goldman	NT			31	46%	3	11%
E Pleasant	SS			31	52%	13	48%	R Robertson-Harris	DE			24	35%	11	41%
T Brown	CB			28	47%	18	67%	B Nichols	DT			18	26%	3	11%
R Gilbert	LB			21	35%	13	48%	D Bush	SS			11	16%	22	81%
K Brice	FS			18	30%	7	26%	I Irving	LB			9	13%	14	52%
M Adams	NT			16	27%	4	15%	A Lynch	LB			9	13%		
F Brown	DE			12	20%	9	33%	J Bullard	DE			7	10%	4	15%
A Morrison	LB			8	13%	10	37%	D Houston-Carson	FS			3	4%	23	85%
J Looney	DT			1	2%			K Toliver	CB			1	1%	5	19%
J Crawford	LB					24	89%	N Kwiatkoski	LB					23	85%
O Burks	LB					20	74%	J Iyiegbuniwe	LB					22	81%
J Moore	WR					17	63%	B Cunningham	RB					19	70%
W Redmond	CB					14	52%	P O'Donnell	P					9	33%
H Bradley	LS					8	30%	C Parkey	K					9	33%
J Scott	P					8	30%	P Scales	LS					9	33%
M Crosby	K					8	30%	M Williams	CB					5	19%
J McCray	G					4	15%	E Kush	G					4	15%
A Light	T					3	11%								

