



## WEEKLY MEDIA INFORMATION PACKET

GREEN BAY PACKERS  
VS.  
CINCINNATI BENGALS

WEEK 6  
SUNDAY, OCTOBER 12, 2025  
3:25 P.M. CT  
LAMBEAU FIELD



# THE DOPE SHEET

OFFICIAL PROGRAM AND PUBLICATION, ACME-PACKERS FOOTBALL TEAM.

Packers Communications • Lambeau Field Atrium • 1265 Lombardi Avenue • Green Bay, WI 54304  
920/569-7500 • 920/569-7201 fax

Jason Wahlers, Sarah Quick, Tom Fanning, Nate LoCascio

## VOL. XXVII; NO. 10

## REGULAR-SEASON GAME 5



GREEN BAY PACKERS (2-1-1)

VS.

CINCINNATI BENGALS (2-3)



Sunday, Oct. 12 | Lambeau Field | 3:25 p.m. CT

### PACKERS HOST BENGALS AT LAMBEAU FIELD

The Packers return to action this Sunday at home against the Bengals.

- ▶ It marks the first time playing the Bengals at Lambeau Field since 2017, a 27-24 Green Bay victory in overtime.
- ▶ The series is tied at 7-7 and the Packers are 5-3 at home against the Bengals.
- ▶ Green Bay has won the last two matchups, with both going to overtime.
- ▶ Of the 14 games, 10 have been decided by seven points or less, including each of the last six contests.
- ▶ Both teams have scored 20-plus points in each of the last four meetings.
- ▶ This will be the eighth time the Packers and Bengals have played in October.
- ▶ Sunday will be the only home game for Green Bay over a 51-day span (Sept. 11 vs. Washington – Nov. 2 vs. Carolina).
- ▶ Green Bay is 8-3 at home in the month of October since 2019, a .727 winning percentage that is **tied for No. 1 in the NFL** (Baltimore, 8-3, .727).
- ▶ The Packers are one of five NFC teams with only one loss this season (Detroit, Philadelphia, San Francisco and Tampa Bay are all 4-1).
- ▶ The NFC North is the only division where all four teams have at least a .500 record.
- ▶ Next week, Green Bay starts the second of three sets of back-to-back road games this season when it travels west to take on the Arizona Cardinals. It is the second second time in the last three seasons that the Packers have three sets of back-to-back road games in a season (2023).

### AGAINST THE AFC

- ▶ Under Head Coach **Matt LaFleur**, the Packers are 19-10 against the AFC, a .655 winning percentage that is **tied for No. 1 in the NFC** (Seattle, 19-10, .655) and **No. 3 in the NFL** since 2019 (Kansas City, 55-20, .733 | Buffalo, 51-23, .693).
- ▶ Green Bay is 12-2 against AFC teams at home under LaFleur, an .857 winning percentage that ranks **No. 1 in the NFL** since 2019 and **No. 2 in the league** in home games against teams outside the conference (Buffalo, 13-2, .867).
- ▶ The Packers have won each of their last five home games vs. AFC teams. LaFleur started his head-coaching career with seven straight wins at home vs. AFC teams. The Packers have allowed 27 or fewer points in all 14 games against AFC teams at Lambeau Field under LaFleur. Green Bay has a plus-11 turnover differential in home games against teams outside the conference since 2019, **No. 1 in the NFL**.
- ▶ Green Bay has won seven of its last eight games against AFC teams.
- ▶ The Packers have a plus-13 turnover margin against AFC teams since 2019, ranking **No. 1 in the NFC** and **tied for No. 5 in the NFL** over that span.
- ▶ QB **Jordan Love** has led the Packers to victories in five of his last six starts against AFC teams (2023-25), throwing for 1,462 yards, 11 TDs, four interceptions and a passer rating of 104.5.

### WITH THE CALL

CBS will broadcast the game as play-by-play man **Kevin Harlan** joins analyst **Trent Green** in the booth with **Melanie Collins** reporting from the sidelines.

- ▶ The game is also available through NFL Sunday Ticket by YouTube.
- ▶ All Packers games can be heard on the Packers Radio Network, which is made up of 54 stations in Wisconsin, Michigan, Minnesota, Illinois and North and South Dakota. 97.3 The Game – WRNW-Milwaukee begins its fourth season as the flagship station of the Packers Radio Network. For a map and full listing of radio affiliates, go to [packers.com/video/radio-network](http://packers.com/video/radio-network).
- ▶ **Wayne Larrivee** (play-by-play) and two-time Packers Pro Bowler **Larry McCarren** (analyst) call the action. McCarren first joined the team's broadcasts in 1995 and enters his 31st season calling Packers games. After originally being paired together in 1999, McCarren and Larrivee enter their 27th season of broadcasts together. They surpassed Jim Irwin and Max McGee for the most regular-season and postseason games broadcast for the Packers with 313 at the 2018 season opener against Chicago.
- ▶ The broadcast is also available on Sirius Satellite Radio on Channel 85 or 225 or through the app (Packers Radio Network feed).
- ▶ Sports USA Radio will be broadcasting the game on radio to a national audience with **Larry Kahn** (play-by-play) and **Marvin Lewis** (analyst) on the call.

### REGULAR SEASON

Date	Opponent	Time (CT)	TV
Sun., Sept. 7	DETROIT LIONS	W, 27-13	77,239
Thu., Sept. 11	WASHINGTON COMMANDERS (Gold Pkg.)	W, 27-18	77,289
Sun., Sept. 21	at Cleveland Browns	L, 10-13	65,470
Sun., Sept. 28	at Dallas Cowboys	T, 40-40	93,353
Sun., Oct. 5	BYE		
Sun., Oct. 12	CINCINNATI BENGALS	3:25 p.m.	CBS
Sun., Oct. 19	at Arizona Cardinals	*3:25 p.m.	FOX
Sun., Oct. 26	at Pittsburgh Steelers	*3:25 p.m.	NBC
Sun., Nov. 2	CAROLINA PANTHERS	*12 p.m.	FOX
Mon., Nov. 10	PHILADELPHIA EAGLES (Gold Pkg.)	7:15 p.m.	ABC/ESPN
Sun., Nov. 16	at New York Giants	*12 p.m.	FOX
Sun., Nov. 23	MINNESOTA VIKINGS	*12 p.m.	FOX
Thu., Nov. 27	at Detroit Lions	12 p.m.	FOX
Sun., Dec. 7	CHICAGO BEARS	*12 p.m.	FOX
Sun., Dec. 14	at Denver Broncos	*3:25 p.m.	CBS
Sat., Dec. 20	at Chicago Bears	3:30/7 p.m.	FOX
Sat./Sun., Dec. 27/28	BALTIMORE RAVENS	TBD	TBD
Sat./Sun., Jan. 3/4	at Minnesota Vikings	TBD	TBD

\*—Start time and broadcast may shift due to NFL flexible scheduling

### NFL POSTSEASON DATES

Jan. 10-12	AFC and NFC Wild Card Playoffs
Jan. 17-18	AFC and NFC Divisional Playoffs
Jan. 25	AFC and NFC Championship Games
Feb. 8	Super Bowl LV, Levi's Stadium, Santa Clara, Calif.



## HEAD COACH MATT LAFLEUR

## LAFLEUR LEADS THE PACK

Head Coach **Matt LaFleur** (la-flew-er) led the Packers to three straight NFC North titles, is the only coach in franchise history to post 10-plus wins in each of his first three seasons with the team and is the only coach in NFL history to win at least 12 games (13) in each of his first three seasons (2019-21) as an NFL head coach (Elias Sports Bureau).

- ▶ LaFleur has led Green Bay to the playoffs in five of his first six seasons (2019-21, 2023-24). The Packers have three postseason wins under LaFleur, tied for **No. 8 in the NFL** since 2019.
- ▶ Green Bay has four 11-plus-win seasons under LaFleur (2019-21, 2024), the **most in the NFC and tied for No. 3 in the NFL** since 2019 (Kansas City, six / Buffalo, five / Baltimore, four).
- ▶ LaFleur has the **third-highest** regular-season winning percentage among active head coaches (min. 50 games):

Head Coach	Winning Percentage
1. Nick Sirianni, PHI	.712 (52-21-0)
2. Jim Harbaugh, SF/LAC	.680 (58-27-1)
3. <b>Matt LaFleur, GB</b>	<b>.668 (69-34-1)</b>
4. Sean McDermott, BUF	.662 (90-46-0)
5. Kevin O'Connell, MIN	.661 (37-19-0)

Head Coach	Winning Percentage
1. Nick Sirianni, PHI	.712 (52-21-0)
2. Jim Harbaugh, SF/LAC	.680 (58-27-1)
3. <b>Matt LaFleur, GB</b>	<b>.668 (69-34-1)</b>
4. Sean McDermott, BUF	.662 (90-46-0)
5. Kevin O'Connell, MIN	.661 (37-19-0)

- ▶ Dating back to 2019, the Packers have the **third-best** regular-season record in the NFL and the **top mark in the NFC**:

Team	Regular-Season Record (Since 2019)
1. Kansas City	80-25 (.762)
2. Buffalo	75-29 (.721)
3. <b>Green Bay</b>	<b>69-34-1 (.668)</b>
4. Baltimore	69-36 (.657)
5. Philadelphia	65-39-1 (.624)

- ▶ LaFleur has guided the Packers to a 40-12 record at home (.769) in the regular season, **No. 2 in the NFL** since 2019 (Buffalo, 42-12, .778).
- ▶ Since 2019, Green Bay is 29-22-1 on the road in the regular season, a .567 winning percentage that is **No. 8 in the NFL** over that span.
- ▶ The Packers are 33-22-1 in one-score games under LaFleur, a .598 winning percentage that ranks **No. 6 in the NFL** since 2019.
- ▶ The Packers have had at least **one winning streak of three-plus games in each of the first six seasons** under LaFleur (2019-24).
- ▶ LaFleur's 67 career regular-season wins (2019-24) were the **second-most wins by a head coach in his first six NFL seasons** behind only George Seifert (75), per Elias.
- ▶ LaFleur tied John Harbaugh, Mike Holmgren, Mike McCarthy and Andy Reid for the **sixth-most wins** (66) by a head coach in the first 100 games (regular and postseason, since 1970).
- ▶ LaFleur guided the Packers to 67 wins in his first 100 regular-season games as head coach. Only **Vince Lombardi (73) and Holmgren (68) had more wins in their first 100 games** as a head coach in Packers history.
- ▶ LaFleur tied Holmgren, Bill Cowher and Reid (67 each) for the **second-most regular-season wins** by any NFL head coach in their first 100 games in the last 40 seasons (Seifert, 78).
- ▶ Among Green Bay head coaches, LaFleur is the **second fastest** (89 games) to reach 60 wins behind only Lombardi (82 games).
- ▶ LaFleur posted 29 wins in his first 50 road contests as head coach, the second-most wins through 50 road games as Green Bay coach, behind only Lombardi's 33 (STATS).

- ▶ LaFleur (23-2) tied Guy Chamberlin (23-1-1) for the **most wins in NFL history** by a head coach in his first 25 regular-season home games (Elias).
- ▶ LaFleur (39-10, .796, 2019-21) passed Seifert (38-10, .791, 1989-91) for the **most wins by an NFL head coach in his first three seasons** in the league (per Elias).
- ▶ LaFleur's 39 wins from 2019-21 **tied for the second most** by a coach over any three-season span in league history behind Mike Ditka's 40 wins with Chicago from 1985-87 and Reid's 40 with Kansas City from 2020-22 (Elias).
- ▶ LaFleur (2019-21) is the **only head coach in NFL history** to post 13-plus wins in three straight seasons (Elias).
- ▶ LaFleur tied Seifert for the **third fastest to 40 wins** by a head coach in NFL history (51 games) behind only Paul Brown (47) and Chuck Knox (50).
- ▶ According to Elias, LaFleur was the **sixth head coach since 1970** to lead his team to the conference championship game in both of his first two seasons as a head coach (2019-20), joining Jim Harbaugh (2011-12), Rex Ryan (2009-10), Barry Switzer (1994-95), Seifert (1989-90) and Don McCafferty (1970-71).
- ▶ LaFleur (26) posted the **second-most wins in NFL history** by a coach in his first two seasons (2019-20) behind only Seifert (28 in 1989-90).
- ▶ LaFleur led the **biggest one-year win improvement** in franchise history in 2019:

Seasons	Win Improvement
1. <b>2018 (6) to 2019 (13)</b>	<b>+7</b>
2t. 1928 (6) to 1929 (12)	+6
2t. 1958 (1) to 1959 (7)	+6
2t. 1971 (4) to 1972 (10)	+6
2t. 1988 (4) to 1989 (10)	+6

- ▶ Under LaFleur, the Packers are 24-13 against the NFC North. The .649 winning percentage in division games is **tied for No. 4 in the NFL** since 2019:

Team	Record in Division Games (Since 2019)
1. Kansas City	30-7 (.811)
2. Buffalo	29-10 (.744)
3. Dallas	26-12 (.684)
4t. <b>Green Bay</b>	<b>24-13 (.649)</b>
4t. Philadelphia	24-13 (.649)
6. San Francisco	25-14 (.641)

- ▶ Green Bay is 12-7 (.632) in division games at home, **tied for No. 9 in the NFL** since 2019.
- ▶ The Packers are 12-6 in road division contests, a .667 winning percentage that ranks **No. 6 in the NFL** since 2019.
- ▶ LaFleur's winning percentage of .917 (11-1) against division opponents in 2019-20 **tied for the second best** by a coach in his first two seasons as head coach, dating back to 1970 (Mike Tomlin, 11-1, .917 in 2007-08 / Mariucci, 15-1, .938 in 1997-98).
- ▶ Among head coaches who began their career since 1970, LaFleur was the **first one** to win his first seven road divisional games (Elias).
- ▶ LaFleur was the **only coach in NFL history** (Elias) to win his first 11 games against the Bears (Dennis Green won his first six vs Minnesota in 1992-94). The 11-game win streak over Chicago (2019-24) was the longest by either team in the history of the series (10 straight by the Packers from 1994-98). Green Bay's 11-game streak against Chicago was its second-longest winning streak against any franchise (15 games, Chicago Cardinals, 1937-46).



**Two years after he co-founded the Packers with Curly Lambeau, George Calhoun began writing a piece called The Dope Sheet, which served as the official press release from 1921-24.**



## NOTES AFTER WEEK 5

- ▶ The Week 4 tie at Dallas (40-40) was the **second-highest-scoring tie in NFL history** (43-43, Oakland Raiders at Boston Patriots in Week 6, 1964). It was the first tie for Green Bay since Week 2 of 2018 vs. Minnesota. The game ended with nine consecutive scoring drives (by either team), the most consecutive scoring drives to end any game dating back to 1993.
- ▶ The Packers have allowed 24 or fewer points in nine consecutive home games, the **longest active home streak in the NFL**. Dating back to 2000, it is the **second-longest home streak by Green Bay** behind only a 12-game streak in 2000-01.
- ▶ Dating back to 2024, the Packers (16.6) rank **No. 2 in the NFL** (Denver, 13.4) in points per game allowed at home.
- ▶ Dating back to last season, the Packers have not allowed any points on an opening drive in each of the last eight games, the **longest current streak in the NFL**. Dating back to 2000 (per TruMedia), that is **tied for the second-longest streak by Green Bay** behind only a 10-game streak in 2012 (Weeks 1-9, 11).
- ▶ This season was the **third time since 2000** (2001, 2019) that Green Bay held each of its first three opponents to less than 20 points (13, 18, 13).
- ▶ Dating back to 2024, the Packers have held their opponents to less than 20 points 12 times, **tied for No. 1 in the NFL** over that span (Denver, Philadelphia and Los Angeles Chargers).
- ▶ Dating back to last season, Green Bay has held its opponent to less than 20 points in eight of its last 12 games.
- ▶ Green Bay's streak of 11 straight wins against teams outside of the NFC North, which is the **longest streak by the Packers** in games played outside the division since the 1970 AFL-NFL merger (per the Elias Sports Bureau) and the longest streak by an NFC North team since divisional realignment in 2002, was snapped with a Week 3 loss at Cleveland.
- ▶ Green Bay has scored 20-plus points in 13 of the last 14 road games. The Packers' streak of scoring 20-plus points in 12 straight road games in the regular season, the **longest streak in team history** (STATS), came to an end in Week 3 at Cleveland.
- ▶ The Packers have won their first home game of the season in 13 consecutive seasons (2013-25), which ties the Miami Dolphins (1976-88) for the **longest winning streak in home openers in NFL history** (per STATS).
- ▶ The Packers rank in the **top 10 of the NFL** this season in numerous defensive categories:

Yards per game	283.3	No. 4
Yards per play	4.46	No. 2
Rushing yards per game	77.5	No. 2
Rushing yards per play	3.60	No. 5
Yards per passing play	5.24	No. 2
First downs allowed per game	18.0	t-No. 8
Third-down percentage	32.73	No. 4
Goal-to-go percentage	57.14	No. 3
Sacks per game	2.75	No. 9
QB hits per game	8.0	No. 3
Next Gen Stats QB pressures	14.8	No. 10
- ▶ Green Bay has allowed only 17 explosive plays (12-plus yard rushes / 16-plus yard receptions) this season, **tied for No. 1 in the NFL**.
- ▶ The Packers have allowed 12 explosive passing plays, **tied for No. 1 in the league** this season, and five explosive rushing plays, **tied for No. 3 in the NFL**.

- ▶ The Green Bay offense ranks in the **top 10 in the NFL** in the following categories this season:

Passing yards per play	7.69	No. 7
Interception rate	0.83	No. 5
Third-down percentage	53.7	No. 1
Red-zone percentage	70.59	No. 7
Goal-to-go percentage	88.89	t-No. 8
Points per game	26.0	No. 9

- ▶ The Packers also rank **No. 2 in the NFL** in yards per game on third down (97.3) and **No. 3 in the league** in yards per play on third down (7.1).
- ▶ Dating back to 2000, the 53.7 third-down percentage is the second best by the Packers through four games behind only the 54.0 percentage in 2011.
- ▶ This season, the Green Bay offense ranks in the top five in the following explosive categories: plays per game (8.25, **No. 2**) and receptions per game (6.25, **No. 2**).
- ▶ Dating back to 2024, the Packers rank in the top five of the NFL in explosive plays:

Team	Explosive Plays
1. Baltimore	194
2. Detroit	184
3. Tampa Bay	179
4. Green Bay	169

- ▶ Green Bay's third-down percentage in Week 4 (71.4, 10 of 14) was the **second-best** mark in a game under LaFleur, trailing only the 72.7 percentage (8 of 11) vs. Detroit on Dec. 13, 2020.
- ▶ In Week 4, the Packers gained 32 first downs, **tied for the third most in a game in team history** behind only the 37 at Philadelphia on Nov. 11, 1962, and the 35 at the N.Y. Jets on Dec. 23, 2018.
- ▶ QB **Jordan Love** ranks in the **top 10 of the NFL** in the following passing categories:

Passer rating	112.9	No. 4
Passing yards per game	250.0	No. 7
Completion percentage	69.4	No. 10
Average gain	8.26	No. 4
Touchdowns	8	t-No. 9
Touchdowns per game	2.0	t-No. 4
Touchdown percentage	6.6	No. 6
Interceptions	1	t-No. 4
Interception percentage	0.8	No. 7
Pass TD/INT ratio	8.0	No. 6
25-plus yard comp./game	2.50	No. 3
- ▶ Dating back to 2000, Love's 25 explosive passes through the first four games **tied for the third most by a Packers QB** behind only Aaron Rodgers (27 in 2011) and Brett Favre (26 in 2001).
- ▶ In Week 4 at Dallas, Love **became the first player in team history** with 30-plus completions, 300-plus passing yards, three-plus TD passes, zero INTs and 25-plus rushing yards in a game.
- ▶ Love is 10-0-1 as a starter when he has a 115-plus passer rating.
- ▶ Love made his 35th career start in Week 2 and became just the **fifth NFL quarterback** to post 60-plus TD passes (62) and fewer than 25 interceptions (23) in his first 35 pro starts, joining Lamar Jackson, Patrick Mahomes, Rodgers and Carson Wentz.
- ▶ Love's streak of consecutive passing attempts without an INT ended at 249 in Week 3, the **sixth-longest streak in team history** behind Rodgers (402, 277, 257, 251) and QB Bart Starr (294).
- ▶ From Week 12 of 2024 through Week 2 of 2025, Love posted nine straight games without an INT (min. 10 att.), which **tied the longest streak by a Packer since the 1970 merger** (Rodgers, nine straight in 2018).
- ▶ Love registered his 14th career start with multiple TD passes (two) and no INTs in Week 2. That ranked **No. 3 in NFL history by a QB in his first 35 starts** behind only Mahomes (16) and Brock Purdy (15). Love recorded the 15th such start of his career in Week 4 at Dallas.



- Love's 128.6 passer rating (16 of 22, 188 yards, two TDs, no INTs) in Week 1 was the **third-best mark of his career** (min. 15 att.).
- WR **Romeo Doubs** posted a career-high three receiving TDs in Week 4 (six receptions, 58 receiving yards). He is one of three Packers players with three-plus receiving TDs in a game against the Cowboys all-time, joining WRs Sterling Sharpe (Week 13, 1994) and **Christian Watson** (Week 10, 2022).
- In Week 4, RB **Josh Jacobs** became just the **third Packer** to post 85-plus rushing yards, 70-plus receiving yards and multiple rushing TDs in a game, joining RBs Dorsey Levens (at Indianapolis on Nov. 16, 1997) and Aaron Jones (at Dallas on Oct. 6, 2019).
- Jacobs has 16 career games with two-plus rushing TDs, **tied for No. 2 in the NFL** since 2019.
- Jacobs' **franchise-record streaks** of consecutive games with a rushing TD and games with a TD (10 straight games) came to an end in Week 3.
- Jacobs posted a rushing TD in 11 consecutive games (including the playoffs) from Week 11 of the 2024 season through Week 2 of this season. It **tied for the second-longest streak in the NFL** since 2000 behind only RB LaDainian Tomlinson (12 straight in 2004).
- TE **Tucker Kraft** finished Week 2 with a career-high 124 receiving yards and a TD on six catches (20.7 avg.), the top yardage total by a Green Bay tight end since Richard Rodgers had 146 at Detroit on Dec. 3, 2015.
- Kraft (124) and TE **Luke Musgrave** (32) combined for 156 receiving yards in Week 2, **tied for the most by a group of Green Bay tight ends** in a game since the merger (156 at Minnesota on Oct. 5, 2009).
- Among NFL tight ends (min. 10 receptions), Kraft ranks **No. 3 in the league** in yards per reception this season (14.1).
- Kraft is **tied for No. 9 among NFL tight ends** in receiving TDs this season (two).
- Kraft ranks **No. 8 among NFL tight ends** in receiving yards (225).
- Dating back to 2024, Kraft ranks in the **top five among NFL tight ends** in:

## Tight End TD Receptions (Since 2024)

1. Mark Andrews, BAL	13
<b>2t. Tucker Kraft, GB</b>	<b>9</b>
2t. Zach Ertz, WAS	9
2t. George Kittle, SF	9
2t. Jonnu Smith, PIT	9

## Yards After Catch Per Reception (Min. 50 Targets, Since 2024)

<b>1. Tucker Kraft, GB</b>	<b>9.3</b>
2. George Kittle, SF	6.4
3. Dalton Kincaid, BUF	6.2
4. Will Dissly, LAC	6.1

## Tight End Explosive Receptions (Since 2024)

1t. Brock Bowers, LV	25
1t. George Kittle, SF	25
3. Trey McBride, ARI	22
<b>4t. Tucker Kraft, GB</b>	<b>21</b>
4t. Sam LaPorta, DET	21
6. Juwan Johnson, NO	20
7. Travis Kelce, KC	19

- DL **Rashan Gary** has 4.5 sacks this season, bringing his career total to 43.5 to pass Ezra Johnson for **No. 7 in franchise history** (since 1982). LB Preston Smith is No. 6 with 44.0 sacks.
- Gary (4.5) is **tied for No. 7 in the NFL** in sacks this season. He is the only player with four-plus sacks this season to not play five games.

## Player Sacks

1. Nik Bonitto, DEN	7.0
2. Byron Young, LAR	5.5
3t. Dorance Armstrong, WAS	5.0
3t. Brian Burns, NYG	5.0
3t. Aidan Hutchinson, DET	5.0
3t. Josh Sweat, ARI	5.0
<b>7t. Rashan Gary, GB</b>	<b>4.5</b>
7t. Carl Granderson, NO	4.5

- Dating back to last season, Gary had a streak of four straight games with a sack (Week 18 of 2024, Weeks 1-3 of 2025) that matched his career high (Weeks 1-4 in 2022) and **tied for the third-longest streak in team history** (since 1982) behind only five-game streaks from LB Tim Harris (1989) and DE Kabeer Gbaja-Biamila (2000-01).
- DL **Micha Parsons** has posted seven-plus Next Gen Stats QB pressures in each of the last three games (Weeks 2-4). Dating back to 2016, it is just the third time that an NFL player has accomplished that feat in a single season, including the second time by Parsons (Weeks 11-13 in 2023 / Danielle Hunter, Weeks 12, 14-15 in 2023).
- Parsons has 26 NGS QB pressures this season, **tied for No. 4 in the NFL**. His average of 6.50 NGS QB pressures per game **leads the league**.
- In Week 4, Parsons was the first Packers player to have at least a sack against a team (at Dallas) they led in sacks the previous season since LB Julius Peppers (vs. Chicago) in Week 10 of 2014.
- Parsons has 13.5 sacks over his last 13 games.
- In Week 3, it was the 15th time Parsons has posted eight-plus QB pressures in a game since entering the NFL in 2021 (per TruMedia), **No. 1 in the NFL over that span**.
- CB **Keisean Nixon** led the team with a **career-high** five passes defended in Week 2, the most by a Packer since CB Jaire Alexander registered five at the L.A. Rams on Oct. 28, 2018.
- Nixon is **tied for No. 2 in the NFL** this season in passes defended:

## Player Passes Defended

1. Andru Phillips, NYG	8
<b>2t. Keisean Nixon, GB</b>	<b>7</b>
2t. Jourdan Lewis, JAC	7
2t. Quinyon Mitchell, PHI	7
5t. Five players	6

- LB **Quay Walker** is **No. 3 in the NFL** in defensive tackles per game (10.5) this season.
- DL **Devonte Wyatt** has registered a sack in two games this season and has posted a sack in four of his last eight games.
- K **Brandon McManus'** streak of consecutive field goals ended in Week 2 at 17. It tied K Chris Jacke (1993) for the **fourth-longest streak in franchise annals** behind only Mason Crosby's streaks of 27, 23 and 19.

## BEFORE THE BYE

- ▶ Green Bay had a winning record at the bye for the 13th time in the last 16 years and the 17th time in the last 26 years.
- ▶ It was the second time in the last four seasons that Green Bay had back-to-back road games heading into the bye week (2022).
- ▶ The Packers played a road game heading into the bye for the second straight season and the third time in the last four years.
- ▶ It was the third time in seven seasons under Head Coach **Matt LaFleur** that the Packers' bye was prior to Week 10.
- ▶ The Packers are now 4-2-1 under LaFleur in the game heading into the bye.
- ▶ It is the first time since 2011 (Minnesota and San Diego) that Green Bay went into its bye playing an NFC team (Dallas) and will come out of its bye against an AFC team (Cincinnati).

## AFTER THE BYE

- ▶ Green Bay will be looking to win the week following the bye for the fourth time in the last five years and for the second year in a row.
- ▶ The Packers have played close games the week following the bye each of the last two years with point differentials of one point and two points.
- ▶ In games immediately following its bye week, Green Bay has won 19 of its last 29 (.643), including wins in 10 of the last 16.
- ▶ Since 2009, Green Bay is 89-52-1 (.630) overall after the bye.
- ▶ Under LaFleur (since 2019), the Packers are 33-14 (.702) in games played after the bye (5-3 in 2024, 7-5 in 2023, 3-1 in 2022, 4-1 in 2021, 9-3 in 2020 and 5-1 in 2019).
- ▶ Dating back to 1990 when bye weeks started, Green Bay is 20-15 (.571) in the game following the bye week.
- ▶ The Packers play at home following the bye for the first time since 2022.
- ▶ Dating back to 2000, this is the ninth time the Packers will play an AFC team coming out of the bye, but just the second time at home:

2023	at Denver	L
2015	at Denver	L
2011	at San Diego	W
2008	at Tennessee	L
2007	at Denver	W
2006	at Miami	W
2002	vs. Miami	W
2000	at Miami	L

- ▶ Dating back to 2000, Green Bay has played at home following the bye 10 times and won nine of those contests:

2022	L.A. Rams	W
2021	Chicago	W
2017	Detroit	L
2016	N.Y. Giants	W
2014	Chicago	W
2013	Detroit	W
2009	Detroit	W
2004	Minnesota	W
2002	Miami	W
2001	Tampa Bay	W

## THE FIRST MONTH

Green Bay has been one of the most successful teams in the league early in the season.

- ▶ From 2008-25, the Packers finished the month of September with a record at or above .500 in 16 of 17 seasons, including each of the last 11 (2015-25):

Season	September Record	Winning Pct.
2025	2-1-1	.625
2024	2-2	.500
2023	2-2	.500
2022	2-1	.667
2021	2-1	.667
2020	3-0	1.000
2019	3-1	.750
2018	2-1-1	.625
2017	3-1	.750
2016	2-1	.667
2015	3-0	1.000
2014	2-2	.500
2013	1-2	.333
2012	2-2	.500
2011	3-0	1.000
2010	2-1	.667
2009	2-1	.667
2008	2-2	.500

- ▶ Over the past 10 years (2016-25), the Packers have the **fourth-best** opening-month record in the NFL:

Team	September Record (Since 2016)
1. Kansas City	26-7-0 (.788)
2t. Buffalo	23-11-0 (.676)
2t. L.A. Rams	23-11-0 (.676)
<b>4. Green Bay</b>	<b>23-11-2 (.667)</b>
5. Philadelphia	22-11-1 (.662)
6t. Baltimore/Seattle	21-13-0 (.618)

- ▶ Dating back to 2019, Green Bay ranks **No. 6 in the NFL** in September winning percentage:

Season	September Record (Since 2019)	Winning Pct.
1. Buffalo	19-5	.792
2. Kansas City	18-6	.750
3. San Francisco	16-7	.696
4t. Seattle	16-8	.667
4t. Tampa Bay	16-8	.667
<b>6. Green Bay</b>	<b>16-8-1</b>	<b>.660</b>

- ▶ The Packers are 9-3 at home in the month of September since 2019, a .750 winning percentage that is **No. 2 in the NFL**. Green Bay is **No. 12 in the NFL** in month of September in road winning percentage over that span (7-5-1, .577).
- ▶ Green Bay ranks **No. 4 in the NFL** in turnover margin (plus-13) in the month of September since 2019.
- ▶ QB **Jordan Love** has thrown 22 passing touchdowns in the month of September since 2023, the **most in the NFL** over that span.
- ▶ RB **Josh Jacobs** has 595 rushing yards in the month of September as a Packer (2024-25), **No. 9 in the NFL** over that span.
- ▶ DL **Micah Parsons** has recorded 13 sacks in the month of September in his career, **tied for No. 6 in the NFL** since 2021. Parsons ranks **No. 2 in the NFL** since 2021 with 38 QB hits in the month of September. Parsons is **tied for No. 8 in the NFL** with 24 havoc plays (TFL, FF, INT, PBU or sack, TruMedia) in the month of September since 2021.

## THE DOPE ON THIS WEEK'S OPPONENT:

### Packers vs. Bengals:

**All-time, regular season:** 7-7

**All-time, regular season at home:** 5-3

**Streaks:** Green Bay has won the last two regular-season matchups (2017, 2021) and both have been overtime victories.

**Last meeting, regular season:** Oct. 10, 2021, Paul Brown Stadium, Packers won, 25-22 (OT)



## COACHES CAPSULES

**Matt LaFleur:** 69-34-1, .668; (3-5 postseason); 7th NFL season

**Zac Taylor:** 48-55-1, .466; (5-2 postseason); 7th NFL season

**Head to Head:** LaFleur 1-0 vs. Taylor

**vs. Opponent:** LaFleur 1-0 vs. Bengals; Taylor 0-1 vs. Packers

**MATT LAFLEUR**...In his seventh season as the Packers' 15th head coach.

► Is in his 17th season in the NFL, having previously served as an offensive coordinator for two seasons (Los Angeles Rams, 2017; Tennessee Titans, 2018), a quarterbacks coach for six seasons (Washington Redskins, 2010-13; Atlanta Falcons, 2015-16), and an offensive assistant for two seasons (Houston Texans, 2008-09).

► In his first six seasons leading the Packers, has authored one of the greatest starts to a head-coaching career in NFL history. Per the Elias Sports Bureau, his 67 wins are the second most in league history by a head coach in his first six seasons in the NFL, trailing only George Seifert (75 in 1989-94). Green Bay's 67-33 regular-season record since 2019 is No. 4 in the NFL and ranks No. 1 in the NFC.

► Became the first coach in NFL history to post 13-plus wins in three straight seasons and his 39 wins from 2019-21 passed Seifert (38) for the most wins by an NFL head coach in his first three seasons in the league (Elias). His 39 wins are also tied for the second most by a coach over any three-season span in league history, trailing only Andy Reid's 40 wins with the Kansas City Chiefs from 2020-22 and Mike Ditka's 40 wins with the Chicago Bears from 1985-87 (Elias).

► Led Green Bay to the playoffs last season for the fifth time in six years (tied for No. 3 in the NFL over that span), guiding the two youngest playoff teams in the NFL over the past 45 seasons in 2023 (weighted age of 25.25) and 2024 (25.72).

► In his first season leading the Packers in 2019, became the first coach in club history to guide the team to the playoffs in his debut season. Also led the largest one-year win improvement in team history (plus-seven wins).

**Zac Taylor**...In his seventh season as the Bengals' 10th head coach.

► Is in his 13th year as an NFL coach and his seventh season as head coach of the Bengals after spending time with the L.A. Rams (2017-18) and Miami Dolphins (2012-15).

► Through six seasons with the Bengals, has led the team to four straight winning seasons (2021-24), two AFC North titles (2021-22), two AFC title game appearances (2021-22) and an appearance in Super Bowl LVI in 2021.

► Became one of only 13 head coaches in NFL history to win five of their first six career postseason games after defeating Baltimore and Buffalo in the Wild Card and Divisional Playoffs, respectively, in 2022.

## THE PACKERS-BENGALS SERIES

► Green Bay has won the last two regular-season matchups with Cincinnati, both in overtime, bringing the regular-season series record to 7-7.

► The series between the Packers and Bengals began at Lambeau Field in 1971 where Green Bay faced legendary Cincinnati head coach Paul Brown. The Packers earned a 20-17 victory on a field goal from Lou Michaels to secure the inaugural game between the two squads.

► One of the most notable games between the Packers and Bengals was in 1992 when QB Brett Favre replaced an injured Don Majkowski in the first quarter and led Green Bay to a come-from-behind 24-23 victory that included a 35-yard TD pass to WR Kitrick Taylor with only 13 seconds left in the game.

## LAST MEETING, REGULAR SEASON

Oct. 10, 2021, Paul Brown Stadium, Packers won, 25-22 (OT)

► Packers K Mason Crosby hit a 49-yard field goal in overtime to give Green Bay its fourth straight win after losing its opening game of the season.

► Bengals RB Joe Mixon scored on an 8-yard rushing TD with 3:27 left in regulation and the two-point conversion from QB Joe Burrow to WR Tee Higgins tied the game.

► Packers QB Aaron Rodgers completed 27 of 39 attempts for 344 yards, two TDs and one INT for a 102.9 rating.

► Packers WR Davante Adams hauled in 11 catches for a career-high 206 yards (18.7 avg.) and a TD while RB AJ Dillon caught Rodgers' other TD, a 12-yard reception.

## NOTABLE CONNECTIONS

**Packers players and staff from Ohio:** CB Carrington Valentine was born in Cincinnati, where he attended Moeller High School...LBs coach Sean Duggan was born in Cincinnati, where he attended St. Xavier High School...DBs coach Ryan Downard is from Lima, Ohio... Senior personnel executive Lee Gissendanner is from Akron, Ohio, and attended Stow-Munroe Falls High School in Stow, Ohio...**Packers players and staff who played college football in Ohio:** DL Karl Brooks played at Bowling Green from 2018-22...Senior assistant Luke Getsy played at Akron from 2005-06...Offensive quality control coach Rob Grosso played at John Carroll from 2011-13...Passing game coordinator Jason Vrable played at Marietta from 2003-06...**Packers coaches who have coached in Ohio:** Head coach Matt LaFleur was the offensive coordinator at Ashland University in 2007...Defensive assistant Jeff Koonz was on the coaching staff at the University of Cincinnati for three seasons, serving as the safeties coach (2014) and the LBs coach (2015-16)...Defensive coordinator Jeff Hafley was the co-defensive coordinator/secondary coach at Ohio State in 2019...Vrable was the QBs coach at Marietta College in 2007...Downard was a graduate assistant at Toledo in 2013...Downard spent two seasons at Bowling Green, serving as the director of football operations (2016) and the safeties coach (2017)...Duggan was a graduate assistant at Ohio State in 2019...Assistant defensive line coach Vince Oghobaase was a graduate assistant at Ohio State from 2013-15...Defensive quality control coach Jamael Lett was a graduate assistant at Ohio in 2016...Lett was the secondary coach at Akron in 2020...Getsy was a graduate assistant at Akron from 2007-08...RBs coach Ben Sirmans served in the same role at Kent State from 2000-04...Grosso was a student coaching/recruiting assistant at John Carroll from 2014-15...**Packers staff with connections to Ohio:** President & chief executive officer Ed Policy is from Youngstown, Ohio...Director of performance psychology and team behavioral health clinician Dr. Chris Carr worked at Ohio State from 1995-2000...**Bengals with connections to Wisconsin:** Director of player performance/head

## NOTABLE CONNECTIONS CONTINUED...

strength and conditioning coach Joey Boese played for Wisconsin from 1998-01...Bengals assistant QBs coach Fredi Knighten was born in Kenosha, Wis. ...**Former**

**Bengals:** Strength and conditioning assistant Todd Hunt spent five seasons with the Bengals in the same role (2019-23)...**Former Packers:** Defensive line/run game coordinator Jerry Montgomery spent nine seasons on the Packers' coaching staff, serving as a defensive front assistant (2015-17) and the defensive line coach (2018-23)...LB Oren Burks was a third-round draft pick (No. 88 overall) by the Packers in 2018 and played for Green Bay from 2018-21...DT T.J. Slaton Jr. was a fifth-round draft pick (No. 173 overall) by the Packers in 2021 and played for Green Bay from 2021-24...DT Mike Pennel signed with the Packers as an undrafted free agent in 2014 and played for Green Bay from 2014-16...

**Notable NFL connections:** Bengals head coach Zac Taylor was on the Los Angeles Rams' coaching staff in 2017 when LaFleur was the offensive coordinator...Taylor was the Rams' QBs coach in 2018 when Packers QBs coach Sean Mannion played for the Rams...LaFleur was on the Houston Texans' coaching staff in 2009 when Bengals TEs coach James Casey played there...Casey was also teammates with Packers offensive coordinator Adam Stenavich when they played for the Texans in 2009...During his playing career, Stenavich spent time with the Carolina Panthers in the 2006 offseason, where he was teammates with Bengals OL coach Scott Peters...Bengals QB Jake Browning was on the Minnesota Vikings' practice squad from 2019-20, when Mannion also played for the Vikings...Packers S Xavier McKinney and Bengals DT B.J. Hill were teammates with the N.Y. Giants in 2020...Packers defensive line/run game coordinator DeMarcus Covington crossed paths with Bengals TE Mike Gesicki, C Ted Karras, CB Marco Wilson, assistant OL coach Michael McCarthy, Peters and Montgomery during his time on the New England Patriots' coaching staff from 2017-24...Wilson, McCarthy, Peters and Montgomery overlapped with Lett when he was on the Patriots' coaching staff in 2024...

**Notable college connections:** Packers QB Jordan Love played at Utah State when Bengals QBs coach Brad Kragthorpe was a graduate assistant there from 2016-17...Koonz and Taylor were both on the coaching staff at Cincinnati in 2016...Bengals RB Chase Brown and Packers CB Nate Hobbs were teammates at Illinois from 2019-20...Packers OL coach Luke Butkus served in the same role at Illinois in 2012 when Karras played there...Packers LB Edgerrin Cooper, Bengals DE Shemar Stewart and DT McKinley Jackson were teammates at Texas A&M...Bengals defensive coordinator Al Golden was the head coach at Temple for a portion of Packers K Brandon McManus' tenure there (2009-10)...Bengals senior defensive assistant Sean Desai was the OLBs coach/special teams coordinator at Temple when McManus played there in 2010...Packers RB Josh Jacobs and McKinney were teammates with Bengals S Jordan Battle at Alabama...Stenavich was on Michigan's coaching staff when Montgomery was the DL coach and when Bengals secondary/safeties coach Jordan Kovacs played there from 2011-12...Packers LB Quay Walker, S Javon Bullard, DL Devonte Wyatt, TE John FitzPatrick, DL Nazir Stackhouse and DL Warren Brinson were teammates with Bengals WR Jermaine Burton, G Dylan Fairchild and OT Amarius Mims at Georgia in 2021...Burton, Mims and Fairchild also overlapped with Packers assistant OL coach Eddie Gordon at Georgia...

**Other notable connections:** Taylor's father-in-law is former Packers head coach Mike Sherman...Bengals DT Kris Jenkins Jr. is the nephew of Cullen Jenkins, who played defensive line for the Packers for seven seasons (2004-10).

## REPLAY CHALLENGES - REGULAR SEASON

### Packers

Season	Challenges Used	Challenges Overturned
2025	3	2
2024	7	1
2023	7	2
2022	6	4
2021	7	3
2020	3	2
2019	8	4
2018	3	1
2017	3	2
2016	5	3
2015	5	4
2014	3	0
2013	5	2
2012	8	5
2011	9	5
2010	6	3
2009	14	5
2008	7	4
2007	11	5
2006	4	2
2005	7	1

### Opponent

Season	Challenges Used	Challenges Overturned
2025	0	0
2024	5	3
2023	6	3
2022	4	3
2021	5	3
2020	7	5
2019	9	3
2018	4	4
2017	8	6
2016	4	2
2015	4	1
2014	5	3
2013	5	4
2012	4	2
2011	7	3
2010	11	3
2009	8	2
2008	8	1
2007	5	0
2006	11	4
2005	6	0

## REPLAY CHALLENGES - POSTSEASON

### Packers

Season	Challenge Used	Challenge Overturned
2024	0	0
2023	2	1
2021	0	0
2020	1	1
2019	2	1
2016	0	0
2015	2	0
2014	1	1
2013	0	0
2012	1	1
2011	1	1
2010	2	1
2009	0	0
2007	2	1

### Opponent

Season	Challenge Used	Challenge Overturned
2024	0	0
2023	0	0
2021	0	0
2020	0	0
2019	0	0
2016	1	1
2015	1	1
2014	0	0
2013	0	0
2012	0	0
2011	1	0
2010	1	1
2009	0	0
2007	0	0





A LOOK AT THE SCHEDULE

The Green Bay Packers’ 2025 NFL schedule will feature eight home games and nine road contests and is highlighted by four prime-time contests (subject to flexible scheduling). Of the 17 games on the schedule, nine will be against teams that made the playoffs last season, including four versus division champions.

- ▶ The Packers are tied for the fifth-hardest schedule based on opponents’ combined 2024 winning percentage (161-128, .557).
- ▶ Green Bay has seven contests against teams that won 12-plus regular-season games in 2024, including five games against teams that had 14-plus wins.
- ▶ Over half of the Packers’ games will be against teams that recorded double-digit wins in 2024 (nine of 17).
- ▶ Five of the Packers’ eight regular-season home games will come against 2024 playoff teams, including both teams that made it to the 2024 NFC Championship Game.
- ▶ Green Bay opened the season with back-to-back home games against 2024 playoff teams (Detroit and Washington). It was the first time since 2018 that Green Bay played its first two games at home.
- ▶ The Packers opened the season at home for the first time since 2018 and only the third time in the last 13 seasons. Green Bay was the only team in the NFL to open the season on the road each of the last six years (2019-24).
- ▶ The Packers play one NFC North contest in the first 10 games.
- ▶ Green Bay has four road games in a five-game stretch from Weeks 3-8 (Week 5 bye). Green Bay will have one home game (Oct. 12 vs. Cincinnati) over a 51-day span between home games (Sept. 11 vs. Washington – Nov. 2 vs. Carolina).
- ▶ The Packers have three separate instances of back-to-back road trips (Weeks 3-4, Weeks 7-8, Weeks 15-16).
- ▶ The Packers went on the road for the first time in Week 3 when they traveled to take on the Cleveland Browns, kicking off a stretch of three AFC North opponents in five games.
- ▶ Green Bay faced a prime-time road test in Week 4 at Dallas against the Cowboys on Sunday Night Football.
- ▶ It was the second time in the last four seasons that Green Bay had back-to-back road games heading into the bye week (2022).
- ▶ The Packers were on the bye in Week 5, marking its earliest bye week since 2020 (Week 5).
- ▶ Green Bay takes on the Cincinnati Bengals at home in Week 6 before going west to take on the Arizona Cardinals in Week 7.
- ▶ The Packers go east in Week 8 to play a Sunday night game at the Pittsburgh Steelers.
- ▶ Green Bay follows up back-to-back road games with two straight home games, a Week 9 contest against the Carolina Panthers and then a Week 10 *Monday Night Football* game against the Philadelphia Eagles, marking the third time playing the defending Super Bowl champion at home in the last four seasons (defeated the Los Angeles Rams in 2022 and Kansas City Chiefs in 2023). It is the 33rd straight season (1993-2025) that Green Bay will play on *MNF*.
- ▶ Week 11 brings another game against the NFC East as the Packers travel to play the New York Giants.
- ▶ Between the Nov. 16 game at the Giants through the Nov. 27 game at the Lions, it will be three games over

- a 12-day span for Green Bay.
- ▶ The next three games will come against the NFC North. After hosting the Minnesota Vikings in Week 12, the Packers will play at the Lions on Thanksgiving, marking the third straight year that Green Bay has played on Thanksgiving, including the second time over that span in Detroit. The Packers begin December at home against the Chicago Bears in Week 14. After a road game at the Denver Broncos in Week 15, Green Bay faces the Bears again in Week 16 at Chicago on a Saturday.
- ▶ Since realignment in 2002, it is just the second time (2012) the Packers will play five of their last seven games against NFC North foes.
- ▶ The final two regular season contests are against teams with 12-plus wins in 2024 (vs Baltimore, at Minnesota).
- ▶ Green Bay is scheduled to play on a Saturday or Sunday in both Week 17 (vs. Baltimore) and 18 (at Minnesota). If either of those two games is played on a Saturday, it will mark multiple Saturday games for the Packers for first time since 1966.
- ▶ Green Bay finishes the regular season with three of four games on the road.
- ▶ It is the first time since 2020 that the Packers are not finishing the season with back-to-back division contests and the first time since 2021 that Green Bay will finish the regular season on the road.
- ▶ It is the fifth time in seven seasons under LaFleur that the Packers start and end the season with an NFC North game.
- ▶ The Packers and Vikings finish the regular season against each other for the first time since 2015 and in Minnesota for the first time since 2012.

A CLOSER LOOK AT THE 2025 OPPONENTS:

Home Games	'24 Record	Last Overall	Last Lambeau Field
		Meeting/Result	Meeting/Result
Lions	15-2	12/5/24, L, 34-31	11/3/24, L, 24-14
Commanders	12-5	10/23/22, L, 23-21	10/24/21, W, 24-10
Bengals	9-8	10/10/21, W, 25-22 (OT)	9/24/17, W, 27-24 (OT)
Panthers	5-12	12/24/23, W, 33-30	12/19/20, W, 24-16
Eagles	14-3	+1/12/25, L, 22-10	12/6/20, W, 30-16
Vikings	14-3	12/29/24, L, 27-25	9/29/24, L, 31-29
Bears	5-12	1/5/25, L, 24-22	1/5/25, L, 24-22
Ravens	12-5	12/19/21, W, 31-30	11/19/17, L, 23-0
Totals	86-50	(.632)	

Road Games	'24 Record	Last Overall	Last Meeting
		Meeting/Result	at Site/Result
Browns	3-14	12/25/21, W, 24-22	12/10/17, W, 27-21 (OT)
Cowboys	7-10	+1/14/24, W, 48-32	+1/14/24, W, 48-32
Cardinals	8-9	10/13/24, W, 34-13	10/28/21, W, 24-21
Steelers	9-8	11/12/23, L, 23-19	11/12/23, L, 23-19
Giants	3-14	12/11/23, L, 24-22	11/11/23, L, 24-22
Lions	15-2	12/5/24, L, 34-31	12/5/24, L, 34-31
Broncos	10-7	10/22/23, L, 19-17	10/22/23, L, 19-17
Bears	5-12	1/5/25, L, 24-22	11/17/24, W, 20-19
Vikings	14-3	12/29/24, L, 27-25	12/29/24, L, 27-25
Totals	74-79	(.484)	
Overall	160-129	(.554)	

- + – NFC Wild Card Playoff
- ^ – NFC Divisional Playoff
- \* – NFC Championship

## CONSECUTIVE-SELLOUT STREAK

Due to health-and-safety concerns, the Packers made the decision to first not have fans at home games and then to sell a limited number tickets to a few home games in 2020 due to the pandemic, which put a pause to the franchise's sellout streak. The Packers were happy to welcome back full crowds for the 2021 season and after Week 2 against the Washington Commanders this season, the sellout streak moved to 384 regular-season games at Lambeau Field (not including replacement games).

- ▶ The league's longest-tenured stadium, Lambeau Field is hosting its 68th season of football in 2024. For the victory over Seattle in the Divisional round of the 2019 playoffs, 78,998 Packers fans filled Lambeau Field for the second-highest paid attendance in stadium history (79,704 in the Divisional round of the 2014 playoffs versus Dallas).
- ▶ Across American professional sports, only Boston's Fenway Park (1912) and Chicago's Wrigley Field (1914) have longer tenures.
- ▶ Including the postseason, Green Bay is 284-140-6 (.668) at Lambeau Field (1957-2024).
- ▶ Under Head Coach **Matt LaFleur**, the Packers are 42-14 at home (including the postseason), a .750 winning percentage that ranks **No. 3 in the NFL** since 2019:

Team	Home Record (Since 2019)
1. Kansas City	50-14-0 (.781)
2. Buffalo	49-14-0 (.778)
<b>3. Green Bay</b>	<b>42-14-0 (.750)</b>
4. Philadelphia	39-19-1 (.669)
5. Baltimore	37-20-0 (.649)
6. Miami	33-19-0 (.635)

## PACKERS DIGITAL & SOCIAL MEDIA

Media and fans can visit [www.packers.com](http://www.packers.com) and follow the Packers on social media for the most up-to-date information throughout training camp.

- ▶ On-demand video clips of all general manager, coach and player interviews will be available on the website and apps.
- ▶ Video conferences will be live streamed on packers.com, the Packers' mobile app, CTV app (Apple TV, Roku, Amazon Fire TV), Facebook, X and YouTube.
- ▶ Daily written stories covering practice and interviews with General Manager Brian Gutekunst, Head Coach Matt LaFleur, assistant coaches and players will be available on the website.
- ▶ 'Packers Unscripted' is posted twice a week as a video and podcast, featuring hosts Wes Hodkiewicz and Mike Spofford.
- ▶ 'Three Things' videos, featuring various Packers analysts, will recap events once per week.
- ▶ 'Packers Daily' video packages will be posted on the site and socially.
- ▶ 'Rock Report' videos featuring Larry McCarren will also be available.
- ▶ Fun 'off-the field' videos will be shared to give fans a closer look at the personalities on this year's team.

## PRONUNCIATION GUIDE

### PLAYERS

Deslin Alexandre	al-ex-an-der
Romeo Doubs	DOBBS
Kingsley Enagbare	ee-NAG-bar-ee
Elgton Jenkins	EL-ton
Xavier McKinney	ZAY-vier
Mark McNamee	mack-nuh-mee
Isaiah Neyor	nay-er
Nick Niemann	.KNEE-min
Keisean Nixon	KEY-shawn
Kitan Oladapo	.kuh-TAWN oh-luh-DAPP-oh
Matt Orzech	.OR-zick
Lecitus Smith	luh-SEET-us
Barryn Sorrell	BAIR-in sore-ELL
Nazir Stackhouse	.NAH-zeer
Carrington Valentine	CAIR-ing-ton
Daniel Whelan	WEE-lan
Josh Whyte	WHY-lee
Dontayvion Wicks	don-TAY-vee-in
Savion Williams	SAY-vee-on

### COACHES/Front Office

Rich Bisaccia	bis-SOTCH-ee-uh
Wendel Davis	WEN-del
Ryan Downard	DOWN-erd
Sean Duggan	DUG-an
Rob Grosso	GROW-so
Brian Gutekunst	GOO-tuh-kunst
Jeremiah Kolone	kuh-LOW-nay
Matt LaFleur	la-flew-er
Jamael Lett	juh-MALL
Ryan Mahaffey	muh-HAFF-ee
Vince Oghobaase	oh-guh-BAH-see
Adam Stenavich	STEN-uh-vitch

## BRIAN GUTEKUNST INTERVIEWS

- ▶ One-on-one interviews with Gutekunst should be arranged through Jason Wahlers (wahlersj@packers.com).

## MATT LaFLEUR PRESS CONFERENCES

- ▶ During the regular season, LaFleur generally will be available in-person to media in the media auditorium on Monday, Wednesday, Thursday, Friday and after games.
- ▶ One-on-one interviews with LaFleur should be arranged through Jason Wahlers (wahlersj@packers.com).

## PLAYER INTERVIEWS

- ▶ During the regular season, players on the active roster will be available in-person to media in the locker room generally on Monday, Wednesday, Thursday, Friday and following games.
- ▶ All interviews with players on the practice squad or injured reserve need to be requested and approved through the communications department.
- ▶ At the conclusion of all games, players will be made available following the NFL's standard "cooling-off" period.
- ▶ Any requests to interview players other than on the aforementioned days should be directed to a member of the Packers' communications department.

## ASSISTANT COACH AVAILABILITY

- ▶ Coordinators – Adam Stenavich (offense), Jeff Hafley (defense) and Rich Bisaccia (special teams) – will continue to serve as primary spokesmen in their respective areas.
- ▶ During the regular season, coordinators will be available in-person to a limited number of media in the media auditorium once a week. Offensive and defensive position coaches generally will be available in-person. Specific availability will be included in our weekly advisory.
- ▶ Following games, LaFleur will be the only coach available to the media.
- ▶ Position coaches are available for questions on specific players and their position group only. Broader interview topics need to be directed to the respective coordinators.
- ▶ No assistant coach should be contacted directly by telephone (at his desk, home or on his cell phone), or by email. All interviews must be arranged through the communications department.
- ▶ Sarah Quick (quicks@packers.com) serves as the primary contact for assistant coaches. In her absence, feel free to contact another member of the communications staff.

## PRACTICE ACCESS, PHOTOGRAPHY AND SOCIAL-MEDIA GUIDELINES

- ▶ During the regular season, practices will be open to local media who regularly cover the team for designated periods during the beginning of each session. Also as in prior years, photo/video opportunities will be limited to the beginning portions of practice.
- ▶ The team reserves the right to limit photography/video to certain periods for competitive reasons. This restriction applies to both training-camp and regular-season practices.
- ▶ During practice periods in which B-roll and still photography are NOT permitted, the media may not utilize camera phones, either. The communications staff will alert the media of the permissible "shooting" periods before and during each practice.
- ▶ Video of practice or press conferences by an individual or media outlet can be posted on social-media sites in compliance with the NFL online-content policy.
- ▶ No live-streaming or live broadcast of practice or press conferences or open locker room is permitted by an individual or media outlet at any time on any platform.
- ▶ NO entries about specific schemes, personnel groupings or anything that might be related in any way to game planning. If you have ANY questions about this, please ask a member of the Packers' communications staff before posting.
- ▶ NO entries regarding "football communications," including specific exchanges between coaches and players that might be overheard. Acknowledgement that the conversation occurred is acceptable, but we ask that the details of the conversation be withheld.
- ▶ NO detailed speculation as to the potential nature or severity of an injury. Once again, acknowledging that an injury occurred and providing general details (i.e., "right leg ..." or "left wrist ...") is permitted, but anything beyond that would be purely speculative and possibly inaccurate.
- ▶ Media are NOT permitted to photograph or shoot b-roll of injured players rehabbing on the practice field.
- ▶ Photographers (video and still) are asked to avoid filming, photographing, printing and/or airing any shots of any injury situation, while the injury occurs, while trainers attend to/treat the injured player, and while the player is leaving the field, either on his own or with aid. This includes minor injuries.
- ▶ Tripods are not allowed to be used while filming from the sideline.

## NFL ONLINE-CONTENT POLICY

- ▶ Accredited Organizations may supplement its traditional media distribution platform (e.g., newspaper, television, radio) with other new media distribution platforms that it controls (e.g., websites, official social

media accounts, applications, podcasts), provided that, with respect to such new media distribution platforms: (i) any use of film or video or digital still images is limited to a reasonable amount or number (as applicable), and used only to illustrate or support news and editorial coverage of the Game or Event (as opposed to use in connection with or on commercial products (e.g., apparel, posters, commemorative programs, or other types of souvenir or other merchandise, or sponsored content) purposes; (ii) any use of film or video or digital still images is not used to create Simulated Video of game action; (iii) no video of game action is used (except that, if the Accredited Organization is a television broadcaster, Game or Event highlights may be shown as part of a single, non-archived, online "simulcast" of any regularly scheduled television news programming the Accredited Organization may broadcast, provided it adheres to the limits on such broadcasts set forth below); and (iv) use of non-game audio and video content obtained as a result of credentialed card access (e.g., press conferences, training camp, practice and/or interviews at NFL venues or events): (1) must be limited to 90 seconds maximum per day (180 seconds maximum -- 90 seconds per Member Club -- in two-Member Club markets), (2) may not be posted or streamed "live" or in real time in any form or medium and may not be archived (i.e., made available for on-demand public access for more than 24 hours after posting, etc.), (3) may appear only in an editorial context (i.e., no sponsorship, merchandising or advertising integrated with or around the content, including digital advertising, etc.), and (4) must be accompanied by links back to NFL.com and to the applicable Member Club's web site.

## INJURY INFORMATION

- ▶ All injury information will be issued by Head Coach Matt LaFleur. Please do not address injury questions to another coach or staff member.

## CELL PHONES

- ▶ The team does not tolerate cell-phone distractions at practice. Please set all phones to off or vibrate. Phone conversations are strongly discouraged, but if necessary, should be conducted well away from the field.

## POOL REPORTER

- ▶ As assigned by the Professional Football Writers of America (PFWA), the Green Bay pool reporter for this season is Rob Demovsky of ESPN.com.

## MISCELLANEOUS

- ▶ All items brought to practice (cameras, bags, tripods, equipment, etc.) should be stored against the wall,

away from the field, for safety reasons.

- ▶ Food is not allowed during practice.
- ▶ Any equipment not stored should be held at all times; when avoiding oncoming action, it is important that anything in your possession moves as you move.
- ▶ No players or coaches may be actively engaged in conversation or interviewed while practice is in progress.

## CREDENTIALS

- ▶ All credential requests may be requested through Sarah Quick, assistant director of communications, via email: [quicks@packers.com](mailto:quicks@packers.com). All media must now register in Accredited. Credentials will not be mailed. Credentials can be picked up on gameday at Media Will Call on the south side of the stadium near the Invisalign Gate. Media Will Call opens four hours prior to kickoff.

## PHOTO CREDENTIALS

- ▶ Photo credentials will not be issued to freelance photographers unless on a specific assignment from an accredited organization.

## STADIUM ACCESS

- ▶ Please enter through the loading dock/security entrance with your 2025 non-gameday credential. Those with a simplex card can enter through the media workroom entrance. Please email Sarah Quick ([quicks@packers.com](mailto:quicks@packers.com)) if a day pass is needed.

## GAME-CREDENTIAL DEADLINES

- ▶ Following are credential application deadlines for the Packers' regular-season games. All written requests should be directed to Sarah Quick via email at [quicks@packers.com](mailto:quicks@packers.com).
- ▶ vs. Cincinnati Bengals – Wednesday, Oct. 8 by 5 p.m.
- ▶ at Arizona Cardinals – Monday, Oct. 13 by noon
- ▶ at Pittsburgh Steelers – Monday, Oct. 20 by noon
- ▶ vs. Carolina Panthers – Wednesday, Oct. 29 by 5 p.m.
- ▶ vs. Philadelphia Eagles – Wednesday, Nov. 5 by 5 p.m.
- ▶ at New York Giants – Monday, Nov. 10 by noon
- ▶ vs. Minnesota Vikings – Wednesday, Nov. 19 by 5 p.m.
- ▶ at Detroit Lions (Thanksgiving) – Thursday, Nov. 20 by noon
- ▶ vs. Chicago Bears – Wednesday, Dec. 3 by 5 p.m.
- ▶ at Denver Broncos – Monday, Dec. 8 by noon
- ▶ at Chicago Bears (Saturday) – Friday, Dec. 12 by noon
- ▶ vs. Baltimore Ravens – Tuesday, Dec. 23 by 5 p.m.
- ▶ at Minnesota Vikings – Monday, Dec. 29 by noon



# ROSTER/ALPHABETICAL

NO.	NAME	POS	HT	WT	DOB	EXP	COLLEGE	HOMETOWN	HOW ACC
<b>Active (51)</b>									
39	Anderson, Zayne	S	6-2	206	1/3/1997	3	Brigham Young	Stansbury Park, Utah	W-23 (Buf.)
65	Banks, Aaron	G	6-5	325	9/3/1997	5	Notre Dame	El Cerrito, Calif.	UFA (SF)-25
71	Belton, Anthony	T	6-6	336	2/23/2001	R	North Carolina State	Tallahassee, Fla.	D2-25
91	Brinson, Warren	DL	6-5	315	2/4/2002	R	Georgia	Bradenton, Fla.	D6-25
30	Brooks, Chris	RB	6-1	219	1/11/2000	3	Brigham Young	Oceanside, Calif.	FA-24
94	Brooks, Karl	DL	6-3	296	5/8/2000	3	Bowling Green	Lansing, Mich.	D6a-23
20	Bullard, Javon	S	5-10	198	9/5/2002	2	Georgia	Milledgeville, Ga.	D2b-24
56	Cooper, Edgerrin	LB	6-2	229	11/17/2001	2	Texas A&M	Covington, La.	D2a-24
87	Doubs, Romeo	WR	6-2	204	4/13/2000	4	Nevada	Los Angeles, Calif.	D4a-22
55	Enagbare, Kingsley	DL	6-4	258	1/18/2000	4	South Carolina	Atlanta, Ga.	D5-22
86	FitzPatrick, John	TE	6-7	262	3/9/2000	4	Georgia	Atlanta, Ga.	FA-24 (PS-At.)
52	Gary, Rashan	DL	6-5	277	12/3/1997	7	Michigan	Paramus, N.J.	D1a-19
0	Golden, Matthew	WR	5-11	191	8/1/2003	R	Texas	Klein, Texas	D1-25
36	Hadden, Kamal	CB	6-1	192	1/17/2001	1	Tennessee	River Rouge, Mich.	FA-24
18	Heath, Malik	WR	6-2	213	3/31/2000	3	Mississippi	Jackson, Miss.	FA-23
21	Hobbs, Nate	CB	6-0	195	6/24/1999	5	Illinois	Louisville, Ky.	UFA (LV)-25
59	Hopper, Ty-Ron	LB	6-2	228	4/26/2001	2	Missouri	Roswell, Ga.	D3b-24
8	Jacobs, Josh	RB	5-10	223	2/11/1998	7	Alabama	Tulsa, Okla.	UFA (LV)-24
74	Jenkins, Elgton	C/G	6-5	311	12/26/1995	7	Mississippi State	Clarksdale, Miss.	D2-19
67	Jennings, Donovan	G/T	6-4	323	11/24/1999	1	South Florida	Tampa, Fla.	FA-24
70	Kinnard, Darian	T/G	6-5	322	12/29/1999	3	Kentucky	Cleveland, Ohio	T-25 (Ph.)
85	Kraft, Tucker	TE	6-5	259	11/3/2000	3	South Dakota State	Timber Lake, S.D.	D3i-23
10	Love, Jordan	QB	6-4	219	11/2/1998	6	Utah State	Bakersfield, Calif.	D1-20
58	McDuffie, Isaiah	LB	6-1	227	7/21/1999	5	Boston College	Buffalo, N.Y.	D6b-21
29	McKinney, Xavier	S	6-0	201	8/9/1999	6	Alabama	Roswell, Ga.	UFA (NYG)-24
17	McManus, Brandon	K	6-3	201	7/25/1991	12	Temple	Lansdale, Pa.	FA-24
16	Melton, Bo	CB	5-11	189	5/18/1999	2	Rutgers	Egg Harbor City, N.J.	FA-22 (PS-Se.)
77	Morgan, Jordan	T/G	6-5	311	8/4/2001	2	Arizona	Tucson, Ariz.	D1-24
88	Musgrave, Luke	TE	6-6	253	9/2/2000	3	Oregon State	Bend, Ore.	D2a-23
31	Niemann, Nick	LB	6-3	234	12/2/1997	5	Iowa	Sycamore, Ill.	FA-25
25	Nixon, Keisean	CB	5-10	200	6/22/1997	7	South Carolina	Los Angeles, Calif.	FA-22
27	Oladapo, Kitan	S	6-2	216	10/10/2000	2	Oregon State	Portland, Ore.	D5b-24
42	Orzech, Matt	LS	6-3	245	4/12/1995	6	Azusa Pacific	Menifee, Calif.	UFA (LAR)-23
1	Parsons, Micah	DL	6-3	250	5/26/1999	5	Penn State	Harrisburg, Pa.	T-25 (Dal.)
75	Rhyan, Sean	G	6-5	321	9/15/2000	4	UCLA	San Juan Capistrano, Calif.	D3-22
89	Sims, Ben	TE	6-5	250	5/16/2000	3	Baylor	San Antonio, Texas	W-23 (Min.)
99	Sorrell, Barryn	DL	6-3	256	12/22/2002	R	Texas	New Orleans, La.	FA-25
93	Stackhouse, Nazir	DL	6-4	327	4/18/2002	R	Georgia	Decatur, Ga.	D4-25
50	Tom, Zach	OL	6-4	304	3/26/1999	4	Wake Forest	Baton Rouge, La.	D4b-22
24	Valentine, Carrington	CB	6-0	189	9/9/2001	3	Kentucky	Cincinnati, Ohio	D7a-23
90	Van Ness, Lukas	DL	6-5	272	7/6/2001	3	Iowa	Barrington, Ill.	D1-23
7	Walker, Quay	LB	6-4	241	5/8/2000	4	Georgia	Cordele, Ga.	D1a-22
63	Walker, Rasheed	T	6-6	324	2/13/2000	4	Penn State	Waldorf, Md.	D7c-22
19	Whelan, Daniel	P	6-5	216	2/10/1999	3	UC Davis	Rancho Mirage, Calif.	FA-23
13	Wicks, Dontayvion	WR	6-1	206	6/16/2001	3	Virginia	Plaquemine, La.	D5b-23
33	Williams, Evan	S	5-11	200	7/28/2001	2	Oregon	Mountain View, Calif.	D4-24
3	Williams, Savion	WR	6-4	222	11/22/2001	R	TCU	Marshall, Texas	D3-25
2	Willis, Malik	QB	6-1	225	5/25/1999	4	Liberty	Roswell, Ga.	T-24 (Ten.)
23	Wilson, Emanuel	RB	5-10	226	5/8/1999	3	Fort Valley State	Huntersville, N.C.	FA-23
96	Wooden, Colby	DL	6-4	273	12/21/2000	3	Auburn	Lawrenceville, Ga.	D4-23
95	Wyatt, Devonte	DL	6-3	304	3/31/1998	4	Georgia	Decatur, Ga.	D1b-22
<b>Injured Reserve (3)</b>									
57	Cox Jr., Brenton	DL	6-4	250	1/30/2000	3	Florida	Stockbridge, Ga.	FA-23
79	Glover, Travis	T	6-6	317	8/17/2000	2	Georgia State	Vienna, Ga.	D6-24
11	Reed, Jayden	WR	5-11	187	4/28/2000	3	Michigan State	Naperville, Ill.	D2b-23
<b>Injured Reserve - Designated For Return (2)</b>									
32	Lloyd, MarShawn	RB	5-9	220	1/5/2001	2	Southern California	Hyattsville, Md.	D3a-24
62	Monk, Jacob	C/G	6-3	308	6/4/2001	2	Duke	Wendell, N.C.	D5a-24
<b>Practice Squad (17)</b>									
49	Alexandre, Deslin	DL	6-3	264	6/11/1998	1	Pittsburgh	Deerfield Beach, Fla.	FA-24
37	Baldwin, Johnathan	DB	6-0	190	2/8/2003	R	UNLV	Houston, Texas	FA-25
78	Cooper, Dalton	T	6-6	326	3/15/2001	R	Oklahoma State	Prague, Okla.	FA-25
98	Ester, James	DL	6-3	289	8/30/2001	1	Northern Illinois	Detroit, Mich.	FA-24
84	Johnson, Jarnon	LB	6-1	236	11/28/2001	R	Kentucky	Baltimore, Md.	FA-25
48	Keeney-James, Jakobie	WR	6-0	190	9/26/2000	R	UMass	Redlands, Calif.	FA-25
41	McNamee, Mark	K	6-4	208	10/11/1999	R	—	Dublin, Ireland	FA-25
53	Mosby, Arron	DL	6-3	250	4/13/1999	3	Fresno State	Sanger, Calif.	W-23 (Car.)
80	Neyor, Isaiah	WR	6-4	218	6/7/2001	R	Nebraska	Arlington, Texas	FA-25
26	Robinson, Micah	CB	5-11	183	2/5/2002	R	Tulane	Atlanta, Ga.	D7a-25
82	Sheppard, Will	WR	6-3	196	2/11/2002	R	Colorado	Mandeville, La.	FA-25
38	Simpson, Jaylin	DB	6-0	180	3/17/2000	1	Auburn	Saint Simons Island, Ga.	FA-25
68	Smith, Leticus	G/C	6-3	314	7/13/1998	3	Virginia Tech	Fitzgerald, Ga.	FA-25
22	Strong Jr., Pierre	WR	5-11	207	12/10/1998	4	South Dakota State	Little Rock, Ark.	FA-25
19	Tune, Clayton	QB	6-3	220	3/23/1999	3	Houston	Carrollton, Texas	FA-25
54	Welch, Kristian	LB	6-3	240	5/24/1998	6	Iowa	Iola, Wis.	UFA (Bal.)-25
81	Whyte, Josh	TE	6-7	248	9/8/1999	3	Cincinnati	Cincinnati, Ohio	FA-25
<b>Reserve/PUP (3)</b>									
45	Oliver, Collin	DL	6-2	240	9/23/2002	R	Oklahoma State	Edmond, Okla.	D5-25
9	Watson, Christian	WR	6-4	208	5/12/1999	4	North Dakota State	Tampa, Fla.	D2-22
73	Williams, John	G	6-4	322	1/17/2002	R	Cincinnati	Bolingbrook, Ill.	D7b-25

# ROSTER/NUMERICAL

NO.	NAME	POS	HT	WT	DOB	EXP	COLLEGE	HOMETOWN	HOW ACC
<b>Active (51)</b>									
0	Matthew Golden	WR	5-11	191	8/1/2003	R	Texas	Klein, Texas	D1-25
1	Micha Parsons	DL	6-3	250	5/26/1999	5	Penn State	Harrisburg, Pa.	T-25 (Dal.)
2	Malik Willis	QB	6-1	225	5/25/1999	4	Liberty	Roswell, Ga.	T-24 (Ten.)
7	Quay Walker	LB	6-4	241	5/8/2000	4	Georgia	Cordele, Ga.	D1a-22
8	Josh Jacobs	RB	5-10	223	2/11/1998	7	Alabama	Tulsa, Okla.	UFA (LV)-24
10	Jordan Love	QB	6-4	219	11/2/1998	6	Utah State	Bakersfield, Calif.	D1-20
13	Dontayvion Wicks	WR	6-1	206	6/16/2001	3	Virginia	Plaquemine, La.	D5b-23
16	Bo Melton	CB	5-11	189	5/18/1999	2	Rutgers	Egg Harbor City, N.J.	FA-22 (PS-Sea.)
17	Brandon McManus	K	6-3	201	7/25/1991	12	Temple	Landsdale, Pa.	FA-24
18	Malik Heath	WR	6-2	213	3/31/2000	3	Mississippi	Jackson, Miss.	FA-23
19	Daniel Whelan	P	6-5	216	2/10/1999	3	UC Davis	Rancho Mirage, Calif.	FA-23
20	Javon Bullard	S	5-10	198	9/5/2002	2	Georgia	Milledgeville, Ga.	D2b-24
21	Nate Hobbs	CB	6-0	195	6/24/1999	5	Illinois	Louisville, Ky.	UFA (LV)-25
23	Emanuel Wilson	RB	5-10	226	5/8/1999	3	Fort Valley State	Huntersville, N.C.	FA-23
24	Carrington Valentine	CB	6-0	189	9/9/2001	3	Kentucky	Cincinnati, Ohio	D7a-23
25	Keisean Nixon	CB	5-10	200	6/22/1997	7	South Carolina	Los Angeles, Calif.	FA-22
27	Kitan Oladapo	S	6-2	216	10/10/2000	2	Oregon State	Portland, Ore.	D5b-24
29	Xavier McKinney	S	6-0	201	8/9/1999	6	Alabama	Roswell, Ga.	UFA (NYG)-24
30	Chris Brooks	RB	6-1	219	1/11/2000	3	Brigham Young	Oceanside, Calif.	FA-24
31	Nick Niemann	LB	6-3	234	12/2/1997	5	Iowa	Sycamore, Ill.	FA-25
33	Evan Williams	S	5-11	200	7/28/2001	2	Oregon	Mountain View, Calif.	D4-24
36	Kamal Hadden	CB	6-1	192	1/17/2001	1	Tennessee	River Rouge, Mich.	FA-24
39	Zayne Anderson	S	6-2	206	1/3/1997	3	Brigham Young	Stansbury Park, Utah	W-23 (Buf.)
42	Matt Orzech	LS	6-3	245	4/12/1995	6	Azusa Pacific	Menifee, Calif.	UFA (LAR)-25
50	Zach Tom	OL	6-4	304	3/26/1999	4	Wake Forest	Baton Rouge, La.	D4b-22
52	Rashan Gary	DL	6-5	277	12/3/1997	7	Michigan	Paramus, N.J.	D1a-19
55	Kingsley Enagbare	DL	6-4	258	1/18/2000	4	South Carolina	Atlanta, Ga.	D5-22
56	Edgerin Cooper	LB	6-2	229	11/17/2001	2	Texas A&M	Covington, La.	D2a-24
58	Isaiah McDuffie	LB	6-1	227	7/21/1999	5	Boston College	Buffalo, N.Y.	D6b-21
59	Ty Ron Hopper	LB	6-2	228	4/26/2001	2	Missouri	Roswell, Ga.	D3b-24
63	Rashed Walker	T	6-6	324	2/13/2000	4	Penn State	Waldorf, Md.	D7c-22
65	Aaron Banks	G	6-5	325	9/3/1997	5	Notre Dame	El Cerrito, Calif.	UFA (SF)-25
67	Donovan Jennings	G/T	6-4	323	11/24/1999	1	South Florida	Tampa, Fla.	FA-24
70	Darian Kinnard	T/G	6-5	322	12/29/1999	3	Kentucky	Cleveland, Ohio	T-25 (Phi.)
71	Anthony Belton	T	6-6	336	2/23/2001	R	North Carolina State	Tallahassee, Fla.	D2-25
74	Elgton Jenkins	C/G	6-5	311	12/26/1995	7	Mississippi State	Clarksdale, Miss.	D2-19
75	Sean Rhyhan	G	6-5	321	9/15/2000	4	UCLA	San Juan Capistrano, Calif.	D3-22
77	Jordan Morgan	T/G	6-5	311	8/4/2001	2	Arizona	Tucson, Ariz.	D1-24
83	Savion Williams	WR	6-4	222	11/22/2001	R	TCU	Marshall, Texas	D3-25
85	Tucker Kraft	TE	6-5	259	11/3/2000	3	South Dakota State	Timber Lake, S.D.	D3-23
86	John FitzPatrick	TE	6-7	262	3/9/2000	4	Georgia	Atlanta, Ga.	FA-24 (PS-Alt.)
87	Romeo Doubs	WR	6-2	204	4/13/2000	4	Nevada	Los Angeles, Calif.	D4a-22
88	Luke Musgrave	TE	6-6	253	9/2/2000	3	Oregon State	Bend, Ore.	D2-23
89	Ben Sims	TE	6-5	250	5/16/2000	3	Baylor	San Antonio, Texas	W-23 (Min.)
90	Lukas Van Ness	DL	6-5	272	7/6/2001	3	Iowa	Barrington, Ill.	D1-23
91	Warren Brinson	DL	6-5	315	2/4/2002	R	Georgia	Bradenton, Fla.	D6-25
93	Nazir Stackhouse	DL	6-4	327	4/18/2002	R	Georgia	Decatur, Ga.	FA-25
94	Karl Brooks	DL	6-3	296	5/8/2000	3	Bowling Green	Lansing, Mich.	D6a-23
95	Devonte Wyatt	DL	6-3	304	3/31/1998	4	Georgia	Decatur, Ga.	D1b-22
96	Colby Wooden	DL	6-4	273	12/21/2000	3	Auburn	Lawrenceville, Ga.	D4-23
99	Barryn Sorrell	DL	6-3	256	12/22/2002	R	Texas	New Orleans, La.	D4-25
<b>Injured Reserve (3)</b>									
11	Jayden Reed	WR	5-11	187	4/28/2000	3	Michigan State	Naperville, Ill.	D2b-23
57	Brenton Cox Jr.	DL	6-4	250	1/30/2000	3	Florida	Stockbridge, Ga.	FA-23
79	Travis Glover	T	6-6	317	8/17/2000	2	Georgia State	Vienna, Ga.	D6-24
<b>Injured Reserve - Designated For Return (2)</b>									
32	MarShawn Lloyd	RB	5-9	220	1/5/2001	2	Southern California	Hyattsville, Md.	D3a-24
62	Jacob Monk	C/G	6-3	308	6/4/2001	2	Duke	Wendell, N.C.	D5a-24
<b>Practice Squad (17)</b>									
19	Clayton Tune	QB	6-3	220	3/23/1999	3	Houston	Carrollton, Texas	FA-25
22	Pierre Strong Jr.	RB	5-11	207	12/10/1998	4	South Dakota State	Little Rock, Ark.	FA-25
26	Micha Robinson	CB	5-11	183	2/5/2002	R	Tulane	Atlanta, Ga.	D7a-25
37	Johnathan Baldwin	DB	6-0	190	2/8/2003	R	UNLV	Houston, Texas	FA-25
38	Jaylin Simpson	DB	6-0	180	3/17/2000	1	Auburn	Saint Simons Island, Ga.	FA-25
41	Mark McNamee	K	6-4	208	10/11/1999	R	—	Dublin, Ireland	FA-25
48	Jamon Johnson	LB	6-1	236	11/28/2001	R	Kentucky	Baltimore, Md.	FA-25
49	Deslin Alexandre	DL	6-3	264	6/11/1998	1	Pittsburgh	Deerfield Beach, Fla.	FA-24
53	Arron Mosby	DL	6-3	250	4/13/1999	3	Fresno State	Sanger, Calif.	W-23 (Car.)
54	Kristian Welch	LB	6-3	240	5/24/1998	6	Iowa	Iola, Wis.	UFA (Bal.)-25
68	Lecitus Smith	G/C	6-3	314	7/13/1998	3	Virginia Tech	Fitzgerald, Ga.	FA-25
78	Dalton Cooper	T	6-6	326	3/15/2001	R	Oklahoma State	Prague, Okla.	FA-25
80	Isaiah Naylor	WR	6-4	218	6/7/2001	R	Nebraska	Arlington, Texas	FA-25
81	Josh Whyte	TE	6-7	248	9/8/1999	3	Cincinnati	Cincinnati, Ohio	FA-25
82	Will Sheppard	WR	6-3	196	2/11/2002	R	Colorado	Mandeville, La.	FA-25
84	Jakobie Keeney-James	WR	6-0	190	9/26/2000	R	UMass	Redlands, Calif.	FA-25
98	James Ester	DL	6-3	289	8/30/2001	1	Northern Illinois	Detroit, Mich.	FA-24
<b>Reserve/PUP (3)</b>									
9	Christian Watson	WR	6-4	208	5/12/1999	4	North Dakota State	Tampa, Fla.	D2-22
45	Collin Oliver	DL	6-2	240	9/23/2002	R	Oklahoma State	Edmond, Okla.	D5-25
73	John Williams	G	6-4	322	1/17/2002	R	Cincinnati	Bolingbrook, Ill.	D7b-25

# ROSTER/POSITIONAL

NO.	NAME	POS.	HT.	WT.	AGE	EXP.	COLLEGE	HOMETOWN	HOW ACQ.
<b>QUARTERBACKS (2)</b>									
2	Malik Willis	QB	6-1	225	26	4	Liberty	Roswell, Ga.	T-24 (Ten.)
10	Jordan Love	QB	6-4	219	26	6	Utah State	Bakersfield, Calif.	D1-20
<b>RUNNING BACKS (3)</b>									
8	Josh Jacobs	RB	5-10	223	27	7	Alabama	Tulsa, Okla.	UFA (LV)-24
23	Emanuel Wilson	RB	5-10	226	26	3	Fort Valley State	Huntersville, N.C.	FA-23
30	Chris Brooks	RB	6-1	219	25	3	Brigham Young	Oceanside, Calif.	FA-24
<b>WIDE RECEIVERS (5)</b>									
0	Matthew Golden	WR	5-11	191	22	R	Texas	Klein, Texas	D1-25
13	Dontayvion Wicks	WR	6-1	206	24	3	Virginia	Plaquemine, La.	D5b-23
18	Malik Heath	WR	6-2	213	25	3	Mississippi	Jackson, Miss.	FA-23
83	Savion Williams	WR	6-4	222	23	R	TCU	Marshall, Texas	D3-25
87	Romeo Doubs	WR	6-2	204	25	4	Nevada	Los Angeles, Calif.	D4a-22
<b>TIGHT ENDS (4)</b>									
85	Tucker Kraft	TE	6-5	259	24	3	South Dakota State	Timber Lake, S.D.	D3-23
86	John FitzPatrick	TE	6-7	262	25	4	Georgia	Atlanta, Ga.	FA-24 (PS-Atl.)
88	Luke Musgrave	TE	6-6	253	25	3	Oregon State	Bend, Ore.	D2a-23
89	Ben Sims	TE	6-5	250	25	3	Baylor	San Antonio, Texas	W-23 (Min.)
<b>OFFENSIVE LINE (9)</b>									
50	Zach Tom	OL	6-4	304	26	4	Wake Forest	Baton Rouge, La.	D4b-22
63	Rasheed Walker	T	6-6	324	25	4	Penn State	Waldorf, Md.	D7c-22
65	Aaron Banks	G	6-5	325	28	5	Notre Dame	El Cerrito, Calif.	UFA (SF)-24
67	Donovan Jennings	G/T	6-4	323	25	1	South Florida	Tampa, Fla.	FA-24
70	Darian Kinnard	T/G	6-5	322	25	3	Kentucky	Cleveland, Ohio	T-25 (Phi.)
71	Anthony Belton	T	6-6	336	24	R	North Carolina State	Tallahassee, Fla.	D2-25
74	Elgton Jenkins	C/G	6-5	311	29	7	Mississippi State	Clarksdale, Miss.	D2-19
75	Sean Rhyan	G	6-5	321	25	4	UCLA	San Juan Capistrano, Calif.	D3-22
77	Jordan Morgan	T/G	6-5	311	24	2	Arizona	Tucson, Ariz.	D1-24
<b>LINEBACKERS (5)</b>									
7	Quay Walker	LB	6-4	241	25	4	Georgia	Cordele, Ga.	D1a-22
31	Nick Niemann	LB	6-3	234	27	5	Iowa	Sycamore, Ill.	FA-25
56	Edgerrin Cooper	LB	6-2	229	23	2	Texas A&M	Covington, La.	D2a-24
58	Isaiah McDuffie	LB	6-1	227	26	5	Boston College	Buffalo, N.Y.	D6b-21
59	Ty'Ron Hopper	LB	6-2	228	24	2	Missouri	Roswell, Ga.	D3b-24
<b>DEFENSIVE BACKS (10)</b>									
16	Bo Melton	CB	5-11	189	26	2	Rutgers	Egg Harbor City, N.J.	FA-22 (PS-Sea.)
20	Javon Bullard	S	5-10	198	23	2	Georgia	Milledgeville, Ga.	D2b-24
21	Nate Hobbs	CB	6-0	195	26	5	Illinois	Louisville, Ky.	UFA (LV)-25
24	Carrington Valentine	CB	6-0	189	24	3	Kentucky	Cincinnati, Ohio	D7a-23
25	Keisean Nixon	CB	5-10	200	28	7	South Carolina	Los Angeles, Calif.	FA-22
27	Kitan Oladapo	S	6-2	216	24	2	Oregon State	Portland, Ore.	D5b-24
29	Xavier McKinney	S	6-0	201	26	6	Alabama	Roswell, Ga.	UFA (NYG)-24
33	Evan Williams	S	5-11	200	24	2	Oregon	Mountain View, Calif.	D4-24
36	Kamal Hadden	CB	6-1	192	24	1	Tennessee	River Rouge, Mich.	FA-24
39	Zayne Anderson	S	6-2	206	28	3	Brigham Young	Stansbury Park, Utah	W-23 (Buf.)
<b>DEFENSIVE LINE (10)</b>									
1	Micah Parsons	DL	6-3	250	26	5	Penn State	Harrisburg, Pa.	T-25 (Dal.)
52	Rashan Gary	DL	6-5	277	27	7	Michigan	Paramus, N.J.	D1a-19
55	Kingsley Enagbare	DL	6-4	258	25	4	South Carolina	Atlanta, Ga.	D5-22
90	Lukas Van Ness	DL	6-5	272	24	3	Iowa	Barrington, Ill.	D1-23
91	Warren Brinson	DL	6-5	315	23	R	Georgia	Bradenton, Fla.	D6-25
93	Nazir Stackhouse	DL	6-4	327	23	R	Georgia	Decatur, Ga.	FA-25
94	Karl Brooks	DL	6-3	296	25	3	Bowling Green	Lansing, Mich.	D6a-23
95	Devonte Wyatt	DL	6-3	304	27	4	Georgia	Decatur, Ga.	D1b-22
96	Colby Wooden	DL	6-4	273	24	3	Auburn	Lawrenceville, Ga.	D4-23
99	Barryn Sorrell	DL	6-3	256	22	R	Texas	New Orleans, La.	D4-25
<b>SPECIALISTS (3)</b>									
17	Brandon McManus	K	6-3	201	34	12	Temple	Lansdale, Pa.	FA-24
19	Daniel Whelan	P	6-5	216	26	3	UC Davis	Rancho Mirage, Calif.	FA-23
42	Matt Orzech	LS	6-3	245	30	6	Azusa Pacific	Menifee, Calif.	UFA (LAR)-23

# ROSTER/HOW BUILT

YEAR	DRAFTTEES (29)	FREE AGENTS (11)	COLLEGE FREE AGENTS (4)	TRADES/WAIVERS (5)	PRACTICE SQUAD (2)
2019	DL R. Gary (1a) C/G E. Jenkins (2)				
2020	QB J. Love (1)				
2021	LB I. McDuffie (6b)				
2022	LB Q. Walker (1a) DL D. Wyatt (1b) G S. Rhyan (3) WR R. Doubs (4a) OL Z. Tom (4b) DL K. Enagbare (5) T R. Walker (7c)	CB K. Nixon (FA-22)			CB B. Melton (FA-22 PS-Sea.)
2023	DL L. Van Ness (1) TE L. Musgrave (2a) TE T. Kraft (3) DL C. Wooden (4) WR D. Wicks (5b) DL K. Brooks (6a) CB C. Valentine (7a)	LS M. Orzech (UFA LAR -23) P D. Whelan (FA-23)	WR M. Heath (FA-23) RB E. Wilson (FA-23)	S Z. Anderson (W-23 Buf.) TE B. Sims (W-23 Min.)	
2024	T/G J. Morgan (1) LB E. Cooper (2a) S J. Bullard (2b) LB T. Hopper (3b) S E. Williams (4) S K. Oladapo (5b)	RB C. Brooks (FA-24) CB K. Hadden (FA-24) RB J. Jacobs (UFA LV -24) S X. McKinney (UFA NYG -24) K B. McManus (FA-24)	G/T D. Jennings (FA-24)	QB M. Willis (T-24 Ten.)	TE J. FitzPatrick (FA-24 PS-Atl.)
2025	WR M. Golden (1) T A. Belton (2) WR S. Williams (3) DL B. Sorrell (4) DL W. Brinson (6)	G A. Banks (UFA SF -25) CB N. Hobbs (UFA LV -25) LB N. Niemann (FA-25)	DL N. Stackhouse (FA-25)	T/G D. Kinnard (T-25 Phi.) DL M. Parsons (T-25 Dal.)	



# DEPTH CHART

Unofficial, Oct. 7, 2025

## OFFENSE

WR:	87	Romeo Doubs	83	<u>Savion Williams</u>	
WR:	0	<u>Matthew Golden</u>	18	Malik Heath	
LT:	63	Rasheed Walker	77	Jordan Morgan	
LG:	65	Aaron Banks	67	Donovan Jennings	
C:	74	Elgton Jenkins	75	Sean Rhyan	
RG:	75	Sean Rhyan	70	Darian Kinnard	
RT:	50	Zach Tom	71	<u>Anthony Belton</u>	
TE:	85	Tucker Kraft	88	Luke Musgrave	86 John FitzPatrick
					89 Ben Sims
WR:	13	Dontayvion Wicks	18	Malik Heath	
QB:	10	Jordan Love	2	Malik Willis	
RB:	8	Josh Jacobs	23	Emanuel Wilson	30 Chris Brooks

## DEFENSE

DE:	52	Rashan Gary	90	Lukas Van Ness	99 <u>Barryn Sorrell</u>
DT:	95	Devonte Wyatt	94	Karl Brooks	91 <u>Warren Brinson</u>
DT:	96	Colby Wooden	93	<u>Nazir Stackhouse</u>	
DE:	1	Micah Parsons	55	Kingsley Enagbare	
LB:	58	Isaiah McDuffie	59	Ty'Ron Hopper	
LB:	7	Quay Walker	59	Ty'Ron Hopper	
LB:	56	Edgerrin Cooper	31	Nick Niemann	
CB:	25	Keisean Nixon	24	Carrington Valentine	36 Kamal Hadden
CB:	21	Nate Hobbs	16	Bo Melton	
S:	29	Xavier McKinney	20	Javon Bullard	27 Kitan Oladapo
S:	33	Evan Williams	39	Zayne Anderson	

## SPECIAL TEAMS

K:	17	Brandon McManus			
P:	19	Daniel Whelan			
H:	19	Daniel Whelan			
PR:	25	Keisean Nixon	0	<u>Matthew Golden</u>	
KR:	25	Keisean Nixon	83	<u>Savion Williams</u>	23 Emanuel Wilson
LS:	42	Matt Orzech			

## Rookies are underlined ##

## COACH LOCATIONS AT LAMBEAU FIELD

- **Coaches' Box:** Jeff Hafley (defensive coordinator), Adam Stenavich (offensive coordinator), Ryan Downard (defensive backs), Luke Getsy (senior assistant), Eddie Gordon (assistant offensive line), Connor Lewis (pass game specialist/game management), Wendel Davis (defensive quality control), Rob Grosso (offensive quality control), Jeff Koonz (defensive assistant) and Jamael Lett (defensive quality control).
- **Sideline:** Rich Bisaccia (assistant head coach/special teams coordinator), Aaron Hill (strength & conditioning coordinator), Derrick Ansley (passing game coordinator/defense), DeMarcus Covington (defensive line/run game coordinator), Jason Vrable (passing game coordinator), Luke Butkus (offensive line), Sean Duggan (linebackers), John Dunn (tight ends), Ryan Mahaffey (wide receivers), Sean Mannion (quarterbacks), Ben Sirmans (running backs), Vince Oghobaase (assistant defensive line), Byron Storer (assistant special teams), Cory Harkey (special teams quality control), Jeremiah Kolone (offensive assistant - minority fellowship), Todd Hunt (strength & conditioning assistant), Marcus Jones (strength & conditioning assistant) and Ben Schumacher (strength & conditioning assistant).

\*Locations may vary in away stadiums

# GAME-BY-GAME STARTERS

2025 REGULAR SEASON												
OFFENSE												
DATE	OPPONENT	WR	WR	LT	LG	C	RG	RT	TE	TE	QB	RB
9/7	Detroit	R. Doubs	<u>M. Golden</u>	R. Walker	A. Banks	E. Jenkins	S. Rhyan	Z. Tom	T. Kraft	L. Musgrave	J. Love	J. Jacobs
9/11	Washington	R. Doubs/ D. Wicks	J. Reed	R. Walker	J. Morgan	E. Jenkins	S. Rhyan	<u>A. Botton</u>	T. Kraft	---	J. Love	J. Jacobs
9/21	at Cleveland	R. Doubs/ D. Wicks	<u>M. Golden</u>	R. Walker	A. Banks	E. Jenkins	S. Rhyan	Z. Tom	T. Kraft	---	J. Love	J. Jacobs
9/28	at Dallas	R. Doubs	D. Wicks	R. Walker	J. Morgan	E. Jenkins	S. Rhyan	D. Kinnard	T. Kraft	L. Musgrave	J. Love	J. Jacobs
10/12		--	--	--	--	--	--	--	--	--	--	--
10/19		--	--	--	--	--	--	--	--	--	--	--
10/26		--	--	--	--	--	--	--	--	--	--	--
11/2		--	--	--	--	--	--	--	--	--	--	--
11/10		--	--	--	--	--	--	--	--	--	--	--
11/16		--	--	--	--	--	--	--	--	--	--	--
11/23		--	--	--	--	--	--	--	--	--	--	--
11/27		--	--	--	--	--	--	--	--	--	--	--
12/7		--	--	--	--	--	--	--	--	--	--	--
12/14		--	--	--	--	--	--	--	--	--	--	--
12/20		--	--	--	--	--	--	--	--	--	--	--
12/27		--	--	--	--	--	--	--	--	--	--	--
1/4		--	--	--	--	--	--	--	--	--	--	--

2025 REGULAR SEASON												
DEFENSE												
DATE	OPPONENT	DE	DT	DT	DE	LB	LB	LB	CB	CB	S	S
9/7	Detroit	R. Gary	D. Wyatt	C. Wooden	L. Van Ness	I. McDuffie	Q. Walker	E. Cooper	K. Nixon	C. Valentine	X. McKinney	J. Bullard
9/11	Washington	R. Gary	D. Wyatt	C. Wooden	M. Parsons	I. McDuffie	Q. Walker	E. Cooper	K. Nixon	N. Hobbs	X. McKinney	E. Williams
9/21	at Cleveland	R. Gary	D. Wyatt	C. Wooden	M. Parsons	--	Q. Walker	E. Cooper	K. Nixon	N. Hobbs	X. McKinney	J. Bullard/ E. Williams
9/28	at Dallas	R. Gary	D. Wyatt	C. Wooden	M. Parsons	--	Q. Walker	E. Cooper	K. Nixon	N. Hobbs	X. McKinney	J. Bullard/ E. Williams
10/12		--	--	--	--	--	--	--	--	--	--	--
10/19		--	--	--	--	--	--	--	--	--	--	--
10/26		--	--	--	--	--	--	--	--	--	--	--
11/2		--	--	--	--	--	--	--	--	--	--	--
11/10		--	--	--	--	--	--	--	--	--	--	--
11/16		--	--	--	--	--	--	--	--	--	--	--
11/23		--	--	--	--	--	--	--	--	--	--	--
11/27		--	--	--	--	--	--	--	--	--	--	--
12/7		--	--	--	--	--	--	--	--	--	--	--
12/14		--	--	--	--	--	--	--	--	--	--	--
12/20		--	--	--	--	--	--	--	--	--	--	--
12/27		--	--	--	--	--	--	--	--	--	--	--
1/4		--	--	--	--	--	--	--	--	--	--	--

Rookies underlined

# PLAYER PARTICIPATION

2025 REGULAR SEASON GREEN BAY PACKERS PLAYER PARTICIPATION																						
PLAYERS	DET	WAS	AT CLE	AT DAL														1/4	GP	GS	DNP	IN
I. Abankanda	PS	NOT	NOT	NOT															0	0	0	0
D. Alexandre	PS	PS	PS	PS															0	0	0	0
Z. Anderson	GXGI	GXGI	P	P															2	0	0	2
J. Baldwin	PS	PS	PS	PS															0	0	0	0
A. Banks	LG	GXGI	LG	GXGI															2	2	0	0
B. Banks	PS	P	PS	P															2	0	0	0
A. Belton	P	RT	P	GXGI															3	1	0	1
W. Brinson	N	N	N	N															0	0	0	4
C. Brooks	P	P	P	P															4	0	0	0
K. Brooks	P	P	P	P															4	0	0	0
J. Bullard	S	P	S	S															4	3	0	0
D. Cooper	PS	PS	PS	PS															0	0	0	0
E. Cooper	LB	LB	LB	LB															4	4	0	0
B. Cox Jr.	P	IR	IR	IR															1	0	0	0
R. Doubs	WR	WR	WR	WR															4	4	0	0
K. Enagbare	P	P	P	P															4	0	0	0
J. Ester	PS	PS	PS	PS															0	0	0	0
J. FitzPatrick	P	P	P	P															4	0	0	0
R. Gary	DE	DE	DE	DE															4	4	0	0
T. Glover	IR	IR	IR	IR															0	0	0	0
M. Golden	WR	P	WR	P															4	2	0	0
K. Hadden	P	P	N	N															2	0	0	2
M. Hardman	PS	PS	PS	NOT															0	0	0	0
M. Heath	P	P	P	P															4	0	0	0
N. Hobbs	GXGI	CB	CB	CB															3	3	0	1
T. Hopper	P	P	P	P															4	0	0	0
J. Jacobs	RB	RB	RB	RB															4	4	0	0
E. Jenkins	C	C	C	C															4	4	0	0
D. Jennings	N	X	N	P															1	0	1	2
C. Johnson	PS	NOT	NOT	NOT															0	0	0	0
J. Johnson	PS	PS	PS	PS															0	0	0	0
D. Kinnard	P	P	P	RT															4	1	0	0
T. Kraft	TE	TE	TE	TE															4	4	0	0
M. Lloyd	IRD	IRD	IRD	IRD															0	0	0	0
J. Love	QB	QB	QB	QB															4	4	0	0
I. McDuffie	LB	LB	P	P															4	2	0	0
X. McKinney	S	S	S	S															4	4	0	0
B. McManus	P	P	P	P															4	0	0	0
M. McNamee	PS	PS	PS	PS															0	0	0	0
B. Melton	P	GXGI	P	P															3	0	0	1
J. Monk	IRD	IRD	IRD	IRD															0	0	0	0
J. Morgan	P	LG	P	LG															4	2	0	0
A. Mosby	PS	PS	PS	PS															0	0	0	0
L. Musgrave	TE	P	P	TE															4	2	0	0
I. Naylor	PS	PS	PS	PS															0	0	0	0
N. Niemann	P	P	P	P															4	0	0	0
K. Nixon	CB	CB	CB	CB															4	4	0	0
K. Oladapo	P	P	P	P															4	0	0	0
C. Oliver	R/PUP	R/PUP	R/PUP	R/PUP															0	0	0	0
M. Orzech	P	P	P	P															4	0	0	0
M. Parsons	P	DE	DE	DE															4	3	0	0
J. Reed	P	WR	IR	IR															2	1	0	0
S. Rhyan	RG	RG	RG	RG															4	4	0	0
M. Robinson	X	X	PS	PS															0	0	2	0
W. Sheppard	PS	PS	PS	PS															0	0	0	0
J. Simpson	PS	PS	PS	PS															0	0	0	0
B. Sims	N	N	P	P															2	0	0	2
L. Smith	NOT	NOT	NOT	X															0	0	1	0
B. Sorrell	GXGI	P	P	P															3	0	0	1
N. Stackhouse	P	P	P	P															4	0	0	0
P. Strong Jr.	NOT	PS	PS	PS															0	0	0	0
Z. Tom	RT	GXGI	RT	GXGI															2	2	0	2
C. Tune	PS	PS	PS	PS															0	0	0	0
C. Valentine	CB	P	P	P															4	1	0	0
L. Van Ness	DE	P	P	P															4	1	0	0
Q. Walker	LB	LB	LB	LB															4	4	0	0
R. Walker	LT	LT	LT	LT															4	4	0	0
C. Watson	R/PUP	R/PUP	R/PUP	R/PUP															0	0	0	0
K. Welch	PS	PS	PS	PS															0	0	0	0
D. Whelan	P	P	P	P															4	0	0	0
J. Whyte	PS	PS	PS	PS															0	0	0	0
D. Wicks	P	WR	WR	WR															4	3	0	0
E. Williams	P	S	S	S															4	3	0	0
J. Williams	R/PUP	R/PUP	R/PUP	R/PUP															0	0	0	0
S. Williams	P	P	P	P															4	0	0	0
M. Willis	X	X	X	X															0	0	4	0
E. Wilson	P	P	P	P															4	0	0	0
C. Wooden	DT	DT	DT	DT															4	4	0	0
D. Wyatt	DT	DT	DT	DT															4	4	0	0

## LEGEND:

CAPS=Starter, P=Player was a substitution, GXGI=Inactive/Injury, N=On Inactive List, X=Did Not Play, NOT=Not on Roster, PS=Practice Squad, IR=Injured Reserve, IRD=Injured Reserve - Designated For Return, R/PUP=Reserve/PUP

# WEEKLY INACTIVES

## REGULAR SEASON

9/7/25	vs.	Detroit	Z. Anderson, W. Brinson, N. Hobbs, D. Jennings, B. Sims, B. Sorrell
9/11/25	vs.	Washington	Z. Anderson, A. Banks, W. Brinson, B. Melton, B. Sims, Z. Tom
9/21/25	at	Cleveland	W. Brinson, K. Hadden, D. Jennings
9/28/25	at	Dallas	A. Banks, A. Belton, W. Brinson, K. Hadden, Z. Tom

**REGULAR-SEASON TOTALS:** W. Brinson (4), Z. Anderson (2), A. Banks (2), K. Hadden (2), D. Jennings (2), B. Sims (2), Z. Tom (2), A. Belton (1), N. Hobbs (1), B. Melton (1), B. Sorrell (1)





# **Supplemental Stats**



# TEAM STATS

GREEN BAY PACKERS / REGULAR SEASON WEEK 4 / THROUGH SUNDAY, SEPTEMBER 28, 2025

WON 2, LOST 1, TIED 1				
09/07	W	27-13	Detroit	77,239
09/11	W	27-18	Washington	77,289
09/21	L	10-13	at Cleveland	65,470
09/28	T	40-40 (OT)	at Dallas	93,353

2025 TEAM STATISTICS				
	GB	OPP.		

<b>FIRST DOWNS</b>	<b>82</b>	<b>72</b>
Rushing	25	18
Passing	46	47
Penalty	11	7
Third Down-Made/Att	29/54	18/55
Third Down Efficiency	53.7%	32.7%
Fourth Down-Made/Att	2/3	6/10
Fourth Down Efficiency	66.7%	60.0%

<b>TOTAL NET YARDS</b>	<b>1,389</b>	<b>1,133</b>
Avg. Per Game	347.3	283.3
Total Plays	250	254
Avg. Per Play	5.6	4.5

<b>NET YARDS RUSHING</b>	<b>458</b>	<b>310</b>
Avg. Per Game	114.5	77.5
Total Rushes	121	86
Avg. Per Rush	3.8	3.6

<b>NET YARDS PASSING</b>	<b>931</b>	<b>823</b>
Avg. Per Game	232.8	205.8
Sacked/Yards Lost	8/69	11/63
Gross Yards	1,000	886
Attempts/Completions	121/84	157/107
Pct. of Completion	69.4%	68.2%
Had Intercepted	1	2

<b>PUNTS/AVERAGE</b>	<b>14/51.8</b>	<b>17/47.6</b>
Net Punting Average	42.9	41.9

<b>PUNT RETURN/AVG.</b>	<b>11/5.2</b>	<b>7/12.0</b>
-------------------------	---------------	---------------

<b>KICKOFF RETURN/AVG.</b>	<b>10/25.8</b>	<b>16/28.1</b>
----------------------------	----------------	----------------

<b>INTERCEPTION RETURN/AVG.</b>	<b>2/0.0</b>	<b>1/25.0</b>
---------------------------------	--------------	---------------

<b>PENALTIES/YARDS</b>	<b>35/245</b>	<b>31/255</b>
------------------------	---------------	---------------

<b>FUMBLES/BALL LOST</b>	<b>2/1</b>	<b>0/0</b>
--------------------------	------------	------------

<b>TOUCHDOWNS</b>	<b>12</b>	<b>9</b>
-------------------	-----------	----------

Rushing	4	3
Passing	8	6
Returns	0	0

<b>EXTRA POINTS/ATTEMPTS</b>	<b>11/12</b>	<b>8/8</b>
------------------------------	--------------	------------

<b>TWO POINT CONVERSION/ATT.</b>	<b>0/0</b>	<b>1/1</b>
----------------------------------	------------	------------

<b>FIELD GOALS/ATTEMPTS</b>	<b>7/9</b>	<b>6/8</b>
-----------------------------	------------	------------

<b>AVG. TIME OF POSSESSION</b>	<b>30:26</b>	<b>29:34</b>
--------------------------------	--------------	--------------

SCORE BY PERIODS									
	Q1	Q2	Q3	Q4	OT	PTS			

<b>TEAM</b>	24	23	17	37	3	104
-------------	----	----	----	----	---	-----

<b>OPPONENTS</b>	0	22	10	49	3	84
------------------	---	----	----	----	---	----

SCORING									
	TD	RU	PA	RT	K-PAT	FG	2PT	S	PTS

Brandon McManus	0	0	0	0	11/12	7/9	0	0	32
-----------------	---	---	---	---	-------	-----	---	---	----

Romeo Doubs	4	0	4	0	0/0	0/0	0	0	24
-------------	---	---	---	---	-----	-----	---	---	----

Josh Jacobs	4	4	0	0	0/0	0/0	0	0	24
-------------	---	---	---	---	-----	-----	---	---	----

Tucker Kraft	2	0	2	0	0/0	0/0	0	0	12
--------------	---	---	---	---	-----	-----	---	---	----

John FitzPatrick	1	0	1	0	0/0	0/0	0	0	6
------------------	---	---	---	---	-----	-----	---	---	---

Jayden Reed	1	0	1	0	0/0	0/0	0	0	6
-------------	---	---	---	---	-----	-----	---	---	---

<b>TEAM</b>	12	4	8	0	11/12	7/9	0	0	104
-------------	----	---	---	---	-------	-----	---	---	-----

<b>OPPONENTS</b>	9	3	6	0	8/8	6/8	1	0	84
------------------	---	---	---	---	-----	-----	---	---	----

**2-PI Conv: TM 0-0, OPP 1-1**

**SACKS:** Rashan Gary 4.5, Micah Parsons 2.5, Devonte Wyatt 2.0, Barryn Sorrell 0.5, Edgerrin Cooper 0.5, Lukas Van Ness 0.5, Karl Brooks 0.5, **TM 11.0, OPP 8.0**

**FUM/LOST:** Jordan Love 1/1, Josh Jacobs 1/0, **TM 2/1, OPP 0/0**

PASSING									
	ATT	CMP	YDS	CMP%	YDS/ATT	TD	TD%	INT	INT%

Jordan Love	121	84	1,000	69.4	8.3	8	6.6	1	0.8
-------------	-----	----	-------	------	-----	---	-----	---	-----

<b>TEAM</b>	121	84	1,000	69.4	8.3	8	6.6	1	0.8
-------------	-----	----	-------	------	-----	---	-----	---	-----

<b>OPPONENTS</b>	157	107	886	68.2	5.6	6	3.8	2	1.3
------------------	-----	-----	-----	------	-----	---	-----	---	-----

RUSHING				
	NO.	YDS	AVG	LONG
Josh Jacobs	80	266	3.3	19
Emanuel Wilson	15	73	4.9	13
Jordan Love	13	62	4.8	25
Matthew Golden	6	29	4.8	9
Savion Williams	5	24	4.8	16
Tucker Kraft	1	3	3.0	3
Chris Brooks	1	1	1.0	1
<b>TEAM</b>	121	458	3.8	25
<b>OPPONENTS</b>	86	310	3.6	38

RECEIVING				
	TAR	NO.	YDS	AVG
Tucker Kraft	20	16	225	14.1
Romeo Doubs	19	13	179	13.8
Matthew Golden	14	11	126	11.5
Josh Jacobs	14	10	119	11.9
Dontayvion Wicks	16	10	114	11.4
Chris Brooks	6	5	30	6.0
Luke Musgrave	4	4	42	10.5
Savion Williams	4	4	23	5.8
John FitzPatrick	3	3	14	4.7
Jayden Reed	5	3	45	15.0
Emanuel Wilson	3	3	37	12.3
Malik Heath	2	2	46	23.0
<b>TEAM</b>	110	84	1,000	11.9
<b>OPPONENTS</b>	149	107	886	8.3

INTERCEPTIONS				
	NO.	YDS	AVG	LONG
Xavier McKinney	1	0	0.0	0
Evan Williams	1	0	0.0	0
<b>TEAM</b>	2	0	0.0	0
<b>OPPONENTS</b>	1	25	25.0	25

FUMBLES				
	FUM	LST	FF	REC
Jordan Love	1	1	0	0
Josh Jacobs	1	0	0	1
<b>TEAM</b>	2	1	0	1

PUNTING							
	NO.	YDS	AVG	NET	TB	IN	LG
Daniel Whelan	14	725	51.8	42.9	2	4	65
<b>TEAM</b>	14	725	51.8	42.9	2	4	65
<b>OPPONENTS</b>	17	810	47.6	41.9	2	6	58

PUNT RETURNS				
	RET	FC	YDS	AVG
Matthew Golden	6	1	28	4.7
Jayden Reed	2	0	21	10.5
Romeo Doubs	1	0	5	5.0
Keisean Nixon	2	0	3	1.5
<b>TEAM</b>	11	1	57	5.2
<b>OPPONENTS</b>	7	4	84	12.0

KICKOFF RETURNS				
	NO.	YDS	AVG	LONG
Savion Williams	7	171	24.4	35
Bo Melton	2	60	30.0	30
Emanuel Wilson	1	27	27.0	27
<b>TEAM</b>	10	258	25.8	35
<b>OPPONENTS</b>	16	449	28.1	50

FIELD GOALS				
	1-19	20-29	30-39	40-49
Brandon McManus	0/0	1/1	4/4	0/2
<b>TEAM</b>	0/0	1/1	4/4	0/2
<b>OPPONENTS</b>	0/0	2/2	2/2	0/0

Brandon McManus: (34G, 38G) (48LU, 22G, 56G) (39G, 43B) (53G, 34G)

**OPP:** (30G, 27G) (51G, 58WL, 52RU) (35G, 55G) (22G)

RATING									
	ATT	CMP	YDS	CMP%	YDS/ATT	TD	TD%	INT	INT%

Jordan Love	121	84	1,000	69.4	8.3	8	6.6	1	0.8
-------------	-----	----	-------	------	-----	---	-----	---	-----

<b>TEAM</b>	121	84	1,000	69.4	8.3	8	6.6	1	0.8
-------------	-----	----	-------	------	-----	---	-----	---	-----

<b>OPPONENTS</b>	157	107	886	68.2	5.6	6	3.8	2	1.3
------------------	-----	-----	-----	------	-----	---	-----	---	-----

## DEFENSIVE STATS

### 2025 REGULAR SEASON GREEN BAY PACKERS DEFENSIVE STATS (THROUGH WEEK 4)

PLAYER	TKL.	AST.	COMB	TFL	SACKS/SK. YDS.	QBH	FR	FF	INT./YDS.	PD
Q. Walker	22	20	42	3	0.0/0.0	2	0	0	0/0	2
E. Cooper	22	11	33	0	0.5/5.0	2	0	0	0/0	2
E. Williams	12	10	22	0	0.0/0.0	0	0	0	1/0	1
J. Bullard	14	6	20	1	0.0/0.0	0	0	0	0/0	0
X. McKinney	10	10	20	0	0.0/0.0	0	0	0	1/0	2
R. Gary	10	7	17	4	4.5/35.0	7	0	0	0/0	0
K. Nixon	15	1	16	1	0.0/0.0	0	0	0	0/0	7
C. Wooden	5	7	12	2	0.0/0.0	2	0	0	0/0	0
J. McDuffie	6	5	11	1	0.0/0.0	0	0	0	0/0	0
N. Hobbs	5	5	10	1	0.0/0.0	0	0	0	0/0	1
L. Van Ness	5	4	9	2	0.5/3.0	4	0	0	0/0	0
M. Parsons	4	4	8	1	2.5/9.0	8	0	0	0/0	0
C. Valentine	5	2	7	0	0.0/0.0	0	0	0	0/0	0
D. Wyatt	3	3	6	2	2.0/9.0	5	0	0	0/0	2
K. Brooks	1	5	6	0	0.5/1.0	3	0	0	0/0	0
K. Enagbare	2	3	5	0	0.0/0.0	1	0	0	0/0	0
N. Stackhouse	2	2	4	0	0.0/0.0	0	0	0	0/0	0
B. Sorrell	0	1	1	0	0.5/1.0	1	0	0	0/0	0
<b>TOTALS</b>	<b>143</b>	<b>106</b>	<b>249</b>	<b>18</b>	<b>11.0/63.0</b>	<b>35</b>	<b>0</b>	<b>0</b>	<b>2/0</b>	<b>17</b>

### DEFENSIVE SCORES

INT (0)

FR (0)

Safety (0)

### SPECIAL TEAMS BIG PLAYS

FR (0)

REGULAR SEASON DEFENSIVE AND SPECIAL TEAMS STATISTICS ARE BASED ON PRESS BOX STATISTICS.

# SPECIAL TEAMS STATS

2025 REGULAR SEASON SPECIAL TEAMS STATS								
PLAYER	TACKLES	SOLO	ASSISTS	FOR FUMBLES	FUMBLE REC	BLKD FG	BLKD PAT	BLKD PUNT
Nick Niemann	6	3	3	0	0	0	0	0
Isaiah McDuffie	4	3	1	0	0	0	0	0
Chris Brooks	4	0	4	0	0	0	0	0
Zayne Anderson	3	1	2	0	0	0	0	0
Ty Ron Hopper	2	2	0	0	0	0	0	0
Brandon McManus	2	2	0	0	0	0	0	0
Xavier McKinney	2	1	1	0	0	0	0	0
Kitan Oladapo	2	1	1	0	0	0	0	0
Evan Williams	2	0	2	0	0	0	0	0
Javon Bullard	1	1	0	0	0	0	0	0
Malik Heath	1	1	0	0	0	0	0	0
Kingsley Enagbare	1	0	1	0	0	0	0	0
Savior Williams	1	0	1	0	0	0	0	0
2025 TOTALS	31	15	16	0	0	0	0	0
OPPONENTS	26	17	9	0	0	1	1	0



WEEK-BY-WEEK NFL RANKINGS

2025 REGULAR SEASON									
OFFENSE					DEFENSE				
DATE	OPPONENT	TOTAL	RUSH	PASS	*POINTS SCORED	TOTAL	RUSH	PASS	*POINTS SCORED
09/07	Detroit	22	T-21	T-18	T-6	6	T-1	18	T-6
09/11	Washington	12	18	12	6	3	2	10	4
09/21	at Cleveland	21	20	17	18	3	3	7	1
09/28	at Dallas	11	14	8	9	8	T-2	16	13

\*Points per game

PACKERS IN TEAM RANKINGS - BY SEASON

Year	NFL Offense				NFL Defense			
	Total	Rush	Pass	Points	Total	Rush	Pass	Points
GB in 2024	5	5	12	8	5	7	13	6
GB in 2023	11	15	12	12	17	28	9	10
GB in 2022	17	15	17	14	17	26	6	17t
GB in 2021	10	18	8	9t	9	11	10	13t
GB in 2020	5	8	9	1	9	13t	7	13t
GB in 2019	18	15	17	15	18	23	14	9
GB in 2018	12	22	9	14t	18	22	12	22
GB in 2017	26	17	25	21	22	17	23	26
GB in 2016	8	20	7	4	22	8	31	21
GB in 2015	23	12	25t	15	15	21	6	12
GB in 2014	6	11	8	1	15	23	10	13t
GB in 2013	3	7	6	8t	25	25	24	21t
GB in 2012	13	20	9	5	11	17	11	11
GB in 2011	3	27	3	1	32	14	32	19
GB in 2010	9	24	5	10	5	18	5	2
GB in 2009	6	14	7	3	2	1	5	7
GB in 2008	8	17	8	5	20	26	12	22t
GB in 2007	2	21	2	4	11	14	12	6t
GB in 2006	9	23	8	22t	12	13	17	25t
GB in 2005	18	30	7	22	7	23	1	19t
GB in 2004	3	10	3	5	25	14	25	23
GB in 2003	4	3	16	4	17	10	23	11
GB in 2002	12	12	10	6	12	21	3	12
GB in 2001	6	21	3	5	12	16	15	4t
GB in 2000	15	23	8	10t	15	8	19	14
GB in 1999	9	21	7	10	19	22	18	20t
GB in 1998	5	25	3	6	4	4	10	12
GB in 1997	4	12	3	2	7	20	8	5
GB in 1996	5	11	5	1	1	4	1	1
GB in 1995	7	26	3	6	14	7	21	5
GB in 1994	9	19	9	4	6	3	15	5t
GB in 1993	19	22	18	6	2	8	7	8t
GB in 1992	15	21	9	17	23	16	23	15

# OPPONENT STATS

CINCINNATI BENGALS / REGULAR SEASON WEEK 5 / THROUGH SUNDAY, OCTOBER 5, 2025

WON 2, LOST 3				
09/07	W	17-16	at Cleveland	65,599
09/14	W	31-27	Jacksonville	65,871
09/21	L	10-48	at Minnesota	66,792
09/29	L	3-28	at Denver	75,673
10/05	L	24-37	Detroit	66,115

2025 TEAM STATISTICS				
	CIN	OPP.		
FIRST DOWNS				
Rushing	77	117		
Passing	18	38		
Penalty	45	70		
Third Down-Made/Att	14	9		
Third Down Efficiency	22/61	29/63		
Fourth Down-Made/Att	36.1%	46.0%		
Fourth Down Efficiency	1/1	3/6		
TOTAL NET YARDS				
Avg. Per Game	1,143	1,956		
Total Plays	228.6	391.2		
Avg. Per Play	267	340		
NET YARDS RUSHING	285	661		
Avg. Per Game	57.0	132.2		
Total Rushes	92	153		
Avg. Per Rush	3.1	4.3		
NET YARDS PASSING				
Avg. Per Game	858	1,295		
Sacked/Yards Lost	171.6	259.0		
Gross Yards	15/88	10/55		
Attempts/Completions	946	1,350		
Pct. of Completion	160/101	177/120		
Had Intercepted	63.1%	67.8%		
PUNTS/AVERAGE				
Net Punting Average	27/53.1	18/46.4		
PUNT RETURN/AVG.	42.6	39.4		
KICKOFF RETURN/AVG.	5/13.0	14/11.6		
INTERCEPTION RETURN/AVG.	24/24.0	16/27.2		
PENALTIES/YARDS	5/2.6	8/22.1		
FUMBLES/BALL LOST	31/202	41/341		
TOUCHDOWNS				
Rushing	7/3	3/1		
Passing	10	20		
Returns	2	6		
EXTRA POINTS/ATTEMPTS				
TWO POINT CONVERSION/ATT.	10/10	19/20		
FIELD GOALS/ATTEMPTS	0/0	0/0		
AVG. TIME OF POSSESSION	5/5	5/6		
	25:33	34:27		

SCORE BY PERIODS									
	Q1	Q2	Q3	Q4	OT	PTS			
TEAM	17	16	17	35	0	85			
OPPONENTS	35	61	41	19	0	156			
SCORING									
	TD	RD	PA	RT	K-PAT	FG	2PT	S	PTS
E. McPherson	0	0	0	0	10/10	5/5	0	0	25
J. Chase	3	0	3	0	0/0	0/0	0	0	18
T. Higgins	2	0	2	0	0/0	0/0	0	0	12
C. Brown	1	1	0	0	0/0	0/0	0	0	6
J. Browning	1	1	0	0	0/0	0/0	0	0	6
N. Fant	1	0	1	0	0/0	0/0	0	0	6
D. Sample	1	0	1	0	0/0	0/0	0	0	6
M. Tinsley	1	0	1	0	0/0	0/0	0	0	6
TEAM	10	2	8	0	10/10	5/5	0	0	85
OPPONENTS	20	6	12	2	19/20	5/6	0	1	156

2-PI Conv: TM 0-0, OPP 0-0

SACKS: T. Hendrickson 4.0, J. Ossai 2.0, M. Murphy 1.5, K. Jenkins Jr. 1.5, B. Hill 1.0, TM 10.0, OPP 15.0 FUM/LOST: C. Brown 2/0, N. Fant 1/1, S. Perine 1/1, J. Chase 1/1, C. Grandy 1/0, J. Browning 1/0, TM 7/3, OPP 3/1

PASSING	ATT	CMP	YDS	CMP%	YDS/ATT	TD	TD%	INT	INT%	LONG	SACK	LOST	RATING
J. Browning	124	80	757	64.5	6.1	6	4.8	8	6.5	64t	9	60	70.5
J. Burrow	36	21	189	58.3	5.3	2	5.6	0	0.0	25	5	26	91.1
B. Rypien	0	0	0	---	---	0	---	0	---	---	1	2	---
TEAM	160	101	946	63.1	5.9	8	5.0	8	5.0	64t	15	88	75.2
OPPONENTS	177	120	1,350	67.8	7.6	12	6.8	5	2.8	40	10	55	101.2

RUSHING	NO.	YDS	AVG	LONG	TD
C. Brown	65	160	2.5	11	1
S. Perine	9	52	5.8	12	0
J. Browning	9	39	4.3	13	1
T. Brooks	5	17	3.4	7	0
J. Chase	1	9	9.0	9	0
A. Iosivas	1	5	5.0	5	0
J. Burrow	2	3	1.5	2	0
TEAM	92	285	3.1	13	2
OPPONENTS	153	661	4.3	30	6

RECEIVING	TAR	NO.	YDS	AVG	LONG	TD
J. Chase	45	32	374	11.7	64t	3
T. Higgins	27	13	158	12.2	42t	2
C. Brown	22	18	95	5.3	13	0
M. Gesicki	16	8	61	7.6	15	0
N. Fant	14	12	80	6.7	25	1
A. Iosivas	13	7	116	16.6	30	0
D. Sample	7	4	26	6.5	16	1
S. Perine	5	4	8	2.0	5	0
M. Tinsley	4	2	22	11.0	13t	1
C. Grandy	1	1	6	6.0	6	0
TEAM	154	101	946	9.4	64t	8
OPPONENTS	171	119	1,353	11.4	40	12

INTERCEPTIONS	NO.	YDS	AVG	LONG	TD
J. Battle	2	6	3.0	4	0
D. Turner II	1	7	7.0	7	0
D. Hill	1	0	0.0	0	0
D. Knight	1	0	0.0	0	0
TEAM	5	13	2.6	7	0
OPPONENTS	8	177	22.1	87t	1

FUMBLES	FUM	LST	FF	REC	TD
J. Chase	1	1	0	0	0
N. Fant	1	1	0	0	0
S. Perine	1	1	0	0	0
C. Brown	2	0	0	1	0
O. Brown Jr.	0	0	0	1	0
J. Browning	1	0	0	0	0
C. Grandy	1	0	0	0	0
T. Higgins	0	0	0	1	0
C. Jones	0	0	0	1	0
TEAM	7	3	0	4	0
OPPONENTS	3	1	0	1	0

PUNTING	NO.	YDS	AVG	NET	TB	IN	LG	B
R. Rehkow	27	1,433	53.1	42.6	6	7	70	0
TEAM	27	1,433	53.1	42.6	6	7	70	0
OPPONENTS	18	835	46.4	39.4	3	8	64	0

PUNT RETURNS	RET	FC	YDS	AVG	LONG	TD
C. Jones	5	8	65	13.0	23	0
M. Tinsley	0	1	0	0.0	0	0
TEAM	5	9	65	13.0	23	0
OPPONENTS	14	2	163	11.6	29	0

KICKOFF RETURNS	NO.	YDS	AVG	LONG	TD
C. Jones	14	333	23.8	37	0
S. Perine	10	242	24.2	37	0
TEAM	24	575	24.0	37	0
OPPONENTS	16	435	27.2	37	0

FIELD GOALS	1-19	20-29	30-39	40-49	50+
E. McPherson	0/0	1/1	2/2	1/1	1/1
TEAM	0/0	1/1	2/2	1/1	1/1
OPPONENTS	0/0	1/1	1/2	2/2	1/1

E. McPherson: (35G) (31G) (45G) (26G) (50G)  
OPP: (45G, 36WR) (42G, 25G) (35G, 62G)



# STATS MATCH-UP: PLAYERS

GREEN BAY			CINCINNATI		
	PLAYER	STAT		PLAYER	STAT
<b>OFFENSIVE</b>			<b>OFFENSIVE</b>		
Passing Yards	Jordan Love	1,000	Passing Yards	Jake Browning	757
Passing Attempts	Jordan Love	121	Passing Attempts	Jake Browning	124
Passing Completions	Jordan Love	84	Passing Completions	Jake Browning	80
Completion Pct.	Jordan Love	69.4%	Completion Pct.	Jake Browning	64.5%
Passing TDs	Jordan Love	8	Passing TDs	Jake Browning	6
Rushing Yards	Josh Jacobs	266	Rushing Yards	Chase Brown	160
Rushing Avg.	Savion Williams	12	Rushing Avg.	Samaje Perine	5
Rushing TDs	Josh Jacobs	4	Rushing TDs	Chase Brown	1
				Jake Browning	
Receptions	Tucker Kraft	16	Receptions	Ja'Marr Chase	32
Receiving Yards	Tucker Kraft	225	Receiving Yards	Ja'Marr Chase	374
Avg. Yards-Per-Rec	Malik Heath	23.0	Avg. Yards-Per-Rec	Andrei Iosivas	16.6
Receiving TDs	Romeo Doubs	4	Receiving TDs	Ja'Marr Chase	3
Points	Brandon McManus	32	Points	Evan McPherson	25
<b>DEFENSIVE</b>			<b>DEFENSIVE</b>		
Sacks/Yards	Rashan Gary	4.5/35.0	Sacks/Yards	Trey Hendrickson	4.0/20.0
Int/Yards/Longest	Xavier McKinney Evan Williams	1/0/0	Int/Yards/Longest	Jordan Battle	2/6/6
Solo/Assists/Tackles	Quay Walker	22/20/42	Solo/Assists/Tackles	Demetrius Knight	23/16/39
Quarterback Hits	Micah Parsons	8	FF/FR	Logan Wilson	1/0
Passes Defensed	Keisean Nixon	7	Quarterback Hits	Trey Hendrickson	8
Tackles for Loss	Rashan Gary	4	Passes Defensed	DJ Turner II	6
<b>SPECIAL TEAMS</b>			<b>SPECIAL TEAMS</b>		
ST Tackles	Isaiah McDuffie Nick Niemann	3	Tackles for Loss	Trey Hendrickson	3
KO Returns	Savion Williams	7	ST Tackles	Tylen Anderson Tahj Brooks	4
KO Returns Yards (avg)	Savion Williams	171 (24.4)	KO Returns	Charlie Jones	14
Punt Returns	Matthew Golden	6	KO Returns Yards (avg)	Charlie Jones	333 (23.8)
Punt Returns Yards (avg)	Matthew Golden	28 (4.7)	Punt Returns	Charlie Jones	5
Field Goals Made/Att	Brandon McManus	7/9 (77.8%)	Punt Returns Yards (avg)	Charlie Jones	65 (13.0)
Punts	Daniel Whelan	14	Field Goals Made/Att	Evan McPherson	5/5 (100.0%)
Punt Yards (Avg/Net Avg)	Daniel Whelan	725 (51.8/42.9)	Punts	Ryan Rehkow	27
			Punt Yards (Avg/Net Avg)	Ryan Rehkow	1,433 (53.1/42.6)

OFFENSE - TEAM STATS - GAME-BY-GAME

2025 REGULAR SEASON PACKERS GAME-BY-GAME OFFENSE																	
	09/07	09/11	09/21	09/28	10/12	10/19	10/26	11/02	11/10	11/16	11/23	11/27	12/07	12/14	12/20	12/27	01/04
	@	@	@	@	@	@	@	@	@	@	@	@	@	@	@	@	@
	DET	WAS	CLE	DAL	CIN	ARI	PIT	CAR	PHI	NYG	MIN	DET	CHI	DEN	CHI	BAL	MIN
<b>FIRST DOWNS</b>																	
Total	14	22	14	32													82
Rushing	4	6	4	11													25
Passing	8	14	8	16													46
Penalty	2	2	2	5													11
<b>THIRD DOWNS</b>																	
Attempts	10	12	18	14													54
Converted	4	5	10	10													29
Percentage	40.0%	41.7%	55.6%	71.4%													53.7%
<b>FOURTH DOWNS</b>																	
Attempts	1	1	0	1													3
Converted	1	0	0	1													2
Percentage	100.0%	0.0%	0	100.0%													66.7%
<b>TOT. OFFENSE</b>																	
Net Yards	266	404	230	489													1,389
Plays	47	63	61	79													250
Avg./Play	5.7	6.4	3.8	6.2													5.6
<b>RUSHING</b>																	
Net Yards	78	135	81	164													458
Rush. Att.	25	30	31	35													121
Avg./Att.	3.1	4.5	2.6	4.7													3.8
<b>PASSING</b>																	
Net Yards	188	269	149	325													931
Attempts	22	31	25	43													121
Completions	16	19	18	31													84
Intercepted	0	0	1	0													1
Gross Yards	188	292	183	337													1,000
Sacked	0.0	2.0	5.0	1.0													8.0
Yards Lost	0	23	34	12													69
<b>ADVANCES</b>																	
Rushes	25	30	31	35													121
Completions	16	19	18	31													84
Totals	41	49	49	66													205
Total Drives	9	12	10	11													42
<b>PENALTIES</b>																	
Number	4	10	14	7													35
Yards	40	77	75	53													245
<b>FUMBLES</b>																	
Number	0	0	1	1													2
Lost	0	0	0	1													1
<b>PUNTING</b>																	
Yards	164	213	265	83													725
Punts	3	4	5	2													14
Net Avg.	48.3	35.8	46.0	41.5													42.9
Gross Avg.	54.7	53.3	53.0	41.5													51.8
<b>SCORING</b>																	
Points	27	27	10	40													104
Q1	10	7	0	7													24
Q2	7	7	3	6													23
Q3	0	3	7	7													17
Q4	10	10	0	17													37
OT	0	0	0	3													3
TD Rushing	1	1	0	2													4
TD Passing	2	2	1	3													8
TD KO Returns	0	0	0	0													0
TD Punt Returns	0	0	0	0													0
TD Sp. Teams	0	0	0	0													0
TD Def. Returns	0	0	0	0													0
FG Attempts	2	3	2	2													9
FG Made	2	2	1	2													7
Safety	0	0	0	0													0
2-Pt Attempts	0	0	0	0													0
2-Pt Made	0	0	0	0													0
TOP	24:35	32:26	34:14	35:33													31:42

# DEFENSE - TEAM STATS - GAME-BY-GAME

2025 REGULAR SEASON PACKERS GAME-BY-GAME DEFENSE																	
	09/07	09/11	09/21	09/28	10/12	10/19	10/26	11/02	11/10	11/16	11/23	11/27	12/07	12/14	12/20	12/27	01/04
	@ DET	@ WAS	@ CLE	@ DAL	@ CIN	@ ARI	@ PIT	@ CAR	@ PHI	@ NYG	@ MIN	@ DET	@ CHI	@ DEN	@ CHI	@ BAL	@ MIN
<b>FIRST DOWNS</b>																	
Total	16	15	15	26													72
Rushing	2	3	5	8													18
Passing	13	10	7	17													47
Penalty	1	2	3	1													7
<b>THIRD DOWNS</b>																	
Attempts	15	16	13	11													55
Converted	5	5	4	4													18
Percentage	33.3%	31.3%	30.8%	36.4%													32.7%
<b>FOURTH DOWNS</b>																	
Attempts	4	3	2	1													10
Converted	3	1	1	1													6
Percentage	75.0%	33.3%	50.0%	100.0%													60.0%
<b>TOT. OFFENSE</b>																	
Net Yards	246	230	221	436													1,133
Plays	65	65	57	67													254
Avg./Play	3.8	3.5	3.9	6.5													4.5
<b>RUSHING</b>																	
Net Yards	46	51	96	117													310
Rush. Att.	22	19	19	26													86
Avg./Att.	2.1	2.7	5.1	4.5													3.6
<b>PASSING</b>																	
Net Yards	200	179	125	319													823
Attempts	39	42	36	40													157
Completions	31	24	21	31													107
Intercepted	1	0	1	0													2
Gross Yards	225	200	142	319													886
Sacked	4.0	4.0	2.0	1.0													11.0
Yards Lost	25	21	17	0													63
<b>ADVANCES</b>																	
Rushes	22	19	19	26													86
Completions	31	24	21	31													107
Totals	53	43	40	57													193
Total Drives	9	11	10	10													40
<b>PENALTIES</b>																	
Number	7	5	8	11													31
Yards	40	30	90	95													255
<b>FUMBLES</b>																	
Number	0	0	0	0													0
Lost	0	0	0	0													0
<b>PUNTING</b>																	
Yards	142	187	291	190													810
Punts	3	4	6	4													17
Net Avg.	36.7	46.5	40.5	43.5													41.9
Gross Avg.	47.3	46.8	48.5	47.5													47.6
<b>SCORING</b>																	
Points	13	18	13	40													84
Q1	0	0	0	0													0
Q2	3	3	0	16													22
Q3	3	0	0	7													10
Q4	7	15	13	14													49
OT	0	0	0	3													3
TD Rushing	0	0	1	2													3
TD Passing	1	2	0	3													6
TD KO Returns	0	0	0	0													0
TD Punt Returns	0	0	0	0													0
TD Sp. Teams	0	0	0	0													0
TD Def. Returns	0	0	0	0													0
FG Attempts	2	3	2	1													8
FG Made	2	1	2	1													6
Safety	0	0	0	0													0
2-Pt Attempts	0	1	0	0													1
2-Pt Made	0	1	0	0													1
TOP	35:25	27:34	25:46	34:27													30:48



# SACKS / QB HITS / PASSES DEFENSED

## 2025 REGULAR SEASON

### QUARTERBACK SACKS

DATE	OPPONENT	SACKS	YARDS	PLAYERS
09/07	Detroit	4.0	25	Rashan Gary 1.5-10.0, Micah Parsons 1.0-4.0, Devonte Wyatt 1.0-8.0, Lukas Van Ness 0.5-3.0
09/11	Washington	4.0	21	Rashan Gary 1.0-8.0, Devonte Wyatt 1.0-1.0, Karl Brooks 0.5-1.0, Edgerrin Cooper 0.5-5.0, Micah Parsons 0.5-5.0, Barryn Sorrell 0.5-1.0
09/21	at Cleveland	2.0	17	Rashan Gary 2.0-17.0
09/28	at Dallas	1.0	0	Micah Parsons 1.0-0.0
10/12	Cincinnati	--	--	--
10/19	at Arizona	--	--	--
10/26	at Pittsburgh	--	--	--
11/02	Carolina	--	--	--
11/10	Philadelphia	--	--	--
11/16	at N.Y. Giants	--	--	--
11/23	Minnesota	--	--	--
11/27	at Detroit	--	--	--
12/07	Chicago	--	--	--
12/14	at Denver	--	--	--
12/20	at Chicago	--	--	--
12/27	Baltimore	--	--	--
01/04	at Minnesota	--	--	--
<b>TOTALS</b>		<b>11.0</b>	<b>63</b>	<b>RASHAN GARY 4.5-35.0, MICAH PARSONS 2.5-9.0, DEVONTE WYATT 2.0-9.0, KARL BROOKS 0.5-1.0, EDGERRIN COOPER 0.5-5.0, BARRYN SORRELL 0.5-1.0, LUKAS VAN NESS 0.5-3.0</b>

### QUARTERBACK HITS

DATE	OPPONENT	QBH	PLAYERS
09/07	Detroit	9	Rashan Gary 3, Devonte Wyatt 3, Micah Parsons 1, Lukas Van Ness 1, Colby Wooden 1
09/11	Washington	12	Micah Parsons 3, Edgerrin Cooper 2, Devonte Wyatt 2, Karl Brooks 1, Rashan Gary 1, Barryn Sorrell 1, Lukas Van Ness 1, Quay Walker 1
09/21	at Cleveland	10	Rashan Gary 3, Micah Parsons 2, Lukas Van Ness 2, Karl Brooks 1, Kingsley Enagbare 1, Quay Walker 1
09/28	at Dallas	4	Micah Parsons 2, Karl Brooks 1, Colby Wooden 1
10/12	Cincinnati	--	--
10/19	at Arizona	--	--
10/26	at Pittsburgh	--	--
11/02	Carolina	--	--
11/10	Philadelphia	--	--
11/16	at N.Y. Giants	--	--
11/23	Minnesota	--	--
11/27	at Detroit	--	--
12/07	Chicago	--	--
12/14	at Denver	--	--
12/20	at Chicago	--	--
12/27	Baltimore	--	--
01/04	at Minnesota	--	--
<b>TOTALS</b>		<b>35</b>	<b>MICAH PARSONS 8, RASHAN GARY 7, DEVONTE WYATT 5, LUKAS VAN NESS 4, KARL BROOKS 3, EDGERRIN COOPER 2, QUAY WALKER 2, COLBY WOODEN 2, KINGSLEY ENAGBARE 1, BARRYN SORRELL 1</b>

### PASSES DEFENSED

DATE	OPPONENT	PD	PLAYERS
09/07	Detroit	2	Quay Walker 1, Evan Williams 1
09/11	Washington	8	Keisean Nixon 5, Devonte Wyatt 2, Xavier McKinney 1
09/21	at Cleveland	3	Edgerrin Cooper 1, Xavier McKinney 1, Quay Walker 1
09/28	at Dallas	4	Keisean Nixon 2, Edgerrin Cooper 1, Nate Hobbs 1
10/12	Cincinnati	--	--
10/19	at Arizona	--	--
10/26	at Pittsburgh	--	--
11/02	Carolina	--	--
11/10	Philadelphia	--	--
11/16	at N.Y. Giants	--	--
11/23	Minnesota	--	--
11/27	at Detroit	--	--
12/07	Chicago	--	--
12/14	at Denver	--	--
12/20	at Chicago	--	--
12/27	Baltimore	--	--
01/04	at Minnesota	--	--
<b>TOTALS</b>		<b>17</b>	<b>KEISEAN NIXON 7, EDGERRIN COOPER 2, XAVIER MCKINNEY 2, QUAY WALKER 2, DEVONTE WYATT 2, NATE HOBBS 1, EVAN WILLIAMS 1</b>

INTERCEPTIONS - FUMBLES

INTERCEPTIONS		(AS OF OCT 7, 2025, 8:51 AM CDT)	2025 : REGULAR SEASON
PACKERS INTERCEPTIONS			
PLAYERS	TIMES	WHERE/WHEN	
Xavier McKinney	1	1 at Cleveland - (9/21)	
Evan Williams	1	1 Detroit - (9/7)	
2025 TOTALS	2		

(AS OF OCT 7, 2025, 8:51 AM CDT)				2025 : REGULAR SEASON	
PLAYER	FUMBLES	LOST	OWN RECOVERED	OWN REC YARDS	FUMBLED GAMES
Josh Jacobs	1	0	1	0	0 - at Cleveland (9/21);
Jordan Love	1	1	0	0	1 - at Dallas (9/28);
2025 TOTALS	2	1	1	0	--

INDIVIDUAL GXG STATS: PASSING

PASSING:		2025 REGULAR SEASON INDIVIDUAL GAME-BY-GAME STATS												
		JORDAN LOVE												
DATE	OPP.	ATT	CMP	YDS	CMP%	Y/A	Y/C	TD	TD%	INT	INT%	LG	SK/YD	RATE
09/07	Detroit	22	16	188	72.7%	8.5	11.8	2	9.1%	0	0.0%	48	0/0	128.6
09/11	Washington	31	19	292	61.3%	9.4	15.4	2	6.5%	0	0.0%	57	2/23	113.9
09/21	at Cleveland	25	18	183	72.0%	7.3	10.2	1	4.0%	1	4.0%	34	5/34	89.2
09/28	at Dallas	43	31	337	72.1%	7.8	10.9	3	7.0%	0	0.0%	46	1/12	118.1
10/12	Cincinnati													
10/19	at Arizona													
10/26	at Pittsburgh													
11/02	Carolina													
11/10	Philadelphia													
11/16	at N.Y. Giants													
11/23	Minnesota													
11/27	at Detroit													
12/07	Chicago													
12/14	at Denver													
12/20	at Chicago													
12/27	Baltimore													
01/04	at Minnesota													
TOTALS		121	84	1,000	69.4%	8.3	11.9	8	6.6%	1	0.8%	57	8/69	113.0
CAREER TOTALS		1,208	774	9,154	64.1%	7.6	0.0	68	5.6%	26	2.2%	77	55/429	96.8



# INDIVIDUAL GXG STATS: RUSHING

## 2025 REGULAR SEASON INDIVIDUAL GAME-BY-GAME STATS

RUSHING:		CHRIS BROOKS					MATTHEW GOLDEN					JOSH JACOBS				
DATE	OPP.	NO.	YDS	AVG	LG	TD	NO.	YDS	AVG	LG	TD	NO.	YDS	AVG	LG	TD
09/07	Detroit	1	1	1.0	1	0	0	0	0.0	--	0	19	66	3.5	15	1
09/11	Washington	0	0	0.0	--	0	2	15	7.5	9	0	23	84	3.7	10	1
09/21	at Cleveland	0	0	0.0	--	0	3	9	3.0	4	0	16	30	1.9	7	0
09/28	at Dallas	0	0	0.0	--	0	1	5	5.0	5	0	22	86	3.9	19	2
10/12	Cincinnati															
10/19	at Arizona															
10/26	at Pittsburgh															
11/02	Carolina															
11/10	Philadelphia															
11/16	at N.Y. Giants															
11/23	Minnesota															
11/27	at Detroit															
12/07	Chicago															
12/14	at Denver															
12/20	at Chicago															
12/27	Baltimore															
01/04	at Minnesota															
TOTALS		1	1	1.0	1	0	6	29	4.8	9	0	80	266	3.3	19	4
CAREER TOTALS		56	290	5.2	52	1	6	29	4.8	9	0	1,686	7,140	4.2	861	65

RUSHING:		TUCKER KRAFT					JORDAN LOVE					SAVION WILLIAMS				
DATE	OPP.	NO.	YDS	AVG	LG	TD	NO.	YDS	AVG	LG	TD	NO.	YDS	AVG	LG	TD
09/07	Detroit	1	3	3.0	3	0	3	4	1.3	3	0	0	0	0.0	--	0
09/11	Washington	0	0	0.0	--	0	3	12	4.0	14	0	2	24	12.0	16	0
09/21	at Cleveland	0	0	0.0	--	0	4	18	4.5	10	0	2	-1	-0.5	2	0
09/28	at Dallas	0	0	0.0	--	0	3	28	9.3	25	0	1	1	1.0	1	0
10/12	Cincinnati															
10/19	at Arizona															
10/26	at Pittsburgh															
11/02	Carolina															
11/10	Philadelphia															
11/16	at N.Y. Giants															
11/23	Minnesota															
11/27	at Detroit															
12/07	Chicago															
12/14	at Denver															
12/20	at Chicago															
12/27	Baltimore															
01/04	at Minnesota															
TOTALS		1	3	3.0	3	0	13	62	4.8	25	0	5	24	4.8	16	0
CAREER TOTALS		4	9	2.3	3	0	101	418	4.1	37	5	5	24	4.8	16	0

RUSHING:		EMANUEL WILSON				
DATE	OPP.	NO.	YDS	AVG	LG	TD
09/07	Detroit	1	4	4.0	4	0
09/11	Washington	0	0	0.0	--	0
09/21	at Cleveland	6	25	4.2	9	0
09/28	at Dallas	8	44	5.5	13	0
10/12	Cincinnati					
10/19	at Arizona					
10/26	at Pittsburgh					
11/02	Carolina					
11/10	Philadelphia					
11/16	at N.Y. Giants					
11/23	Minnesota					
11/27	at Detroit					
12/07	Chicago					
12/14	at Denver					
12/20	at Chicago					
12/27	Baltimore					
01/04	at Minnesota					
TOTALS		15	73	4.9	13	0
CAREER TOTALS		132	660	5.0	31	4



# INDIVIDUAL GXG STATS: RECEIVING

## 2025 REGULAR SEASON INDIVIDUAL GAME-BY-GAME STATS

RECEIVING:	CHRIS BROOKS					ROMEO DOUBS					JOHN FITZPATRICK				
DATE OPP.	NO.	YDS	AVG	LG	TD	NO.	YDS	AVG	LG	TD	NO.	YDS	AVG	LG	TD
09/07 Detroit	1	2	2.0	2	0	2	68	34.0	48	0	1	2	2.0	2	0
09/11 Washington	3	27	9.0	16	0	3	28	9.3	17	1	0	0	0.0	--	0
09/21 at Cleveland	0	0	0.0	--	0	2	25	12.5	16	0	2	12	6.0	9	1
09/28 at Dallas	1	1	1.0	1	0	6	58	9.7	18	3	0	0	0.0	--	0
10/12 Cincinnati															
10/19 at Arizona															
10/26 at Pittsburgh															
11/02 Carolina															
11/10 Philadelphia															
11/16 at N.Y. Giants															
11/23 Minnesota															
11/27 at Detroit															
12/07 Chicago															
12/14 at Denver															
12/20 at Chicago															
12/27 Baltimore															
01/04 at Minnesota															
TOTALS	5	30	6.0	16	0	13	179	13.8	48	4	3	14	4.7	9	1
CAREER TOTALS	16	99	6.2	16	0	160	1,879	11.7	48	19	5	28	5.6	12	1

RECEIVING:	MATTHEW GOLDEN					MALIK HEATH					JOSH JACOBS				
DATE OPP.	NO.	YDS	AVG	LG	TD	NO.	YDS	AVG	LG	TD	NO.	YDS	AVG	LG	TD
09/07 Detroit	2	16	8.0	11	0	0	0	0.0	--	0	1	4	4.0	4	0
09/11 Washington	0	0	0.0	--	0	1	37	37.0	37	0	0	0	0.0	--	0
09/21 at Cleveland	4	52	13.0	34	0	0	0	0.0	--	0	5	44	8.8	31	0
09/28 at Dallas	5	58	11.6	46	0	1	9	9.0	9	0	4	71	17.8	28	0
10/12 Cincinnati															
10/19 at Arizona															
10/26 at Pittsburgh															
11/02 Carolina															
11/10 Philadelphia															
11/16 at N.Y. Giants															
11/23 Minnesota															
11/27 at Detroit															
12/07 Chicago															
12/14 at Denver															
12/20 at Chicago															
12/27 Baltimore															
01/04 at Minnesota															
TOTALS	11	126	11.5	46	0	2	46	23.0	37	0	10	119	11.9	31	0
CAREER TOTALS	11	126	11.5	46	0	27	268	9.9	41	3	243	1,909	7.9	49	1

RECEIVING:	TUCKER KRAFT					LUKE MUSGRAVE					JAYDEN REED				
DATE OPP.	NO.	YDS	AVG	LG	TD	NO.	YDS	AVG	LG	TD	NO.	YDS	AVG	LG	TD
09/07 Detroit	2	16	8.0	15t	1	1	4	4.0	4	0	3	45	15.0	26	1
09/11 Washington	6	124	20.7	57	1	2	32	16.0	23	0	0	0	0.0	--	0
09/21 at Cleveland	3	29	9.7	18	0	0	0	0.0	--	0	INJURED RESERVE				
09/28 at Dallas	5	56	11.2	16	0	1	6	6.0	6	0	INJURED RESERVE				
10/12 Cincinnati															
10/19 at Arizona															
10/26 at Pittsburgh															
11/02 Carolina															
11/10 Philadelphia															
11/16 at N.Y. Giants															
11/23 Minnesota															
11/27 at Detroit															
12/07 Chicago															
12/14 at Denver															
12/20 at Chicago															
12/27 Baltimore															
01/04 at Minnesota															
TOTALS	16	225	14.1	57	2	4	42	10.5	23	0	3	45	15.0	26	1
CAREER TOTALS	97	1,287	13.3	67	11	45	439	9.8	37	1	122	1,695	13.9	70t	15



INDIVIDUAL GXG STATS: RECEIVING

RECEIVING:	DONTAYVION WICKS					SAVION WILLIAMS					EMANUEL WILSON				
DATE OPP.	NO.	YDS	AVG	LG	TD	NO.	YDS	AVG	LG	TD	NO.	YDS	AVG	LG	TD
09/07 Detroit	2	30	15.0	16	0	1	1	1.0	1	0	0	0	0.0	--	0
09/11 Washington	4	44	11.0	14	0	0	0	0.0	--	0	0	0	0.0	--	0
09/21 at Cleveland	2	21	10.5	16	0	0	0	0.0	--	0	0	0	0.0	--	0
09/28 at Dallas	2	19	9.5	15	0	3	22	7.3	16	0	3	37	12.3	25	0
10/12 Cincinnati															
10/19 at Arizona															
10/26 at Pittsburgh															
11/02 Carolina															
11/10 Philadelphia															
11/16 at N.Y. Giants															
11/23 Minnesota															
11/27 at Detroit															
12/07 Chicago															
12/14 at Denver															
12/20 at Chicago															
12/27 Baltimore															
01/04 at Minnesota															
TOTALS	10	114	11.4	16	0	4	23	5.8	16	0	3	37	12.3	25	0
CAREER TOTALS	88	1,110	12.6	36	9	4	23	5.8	16	0	18	108	6.0	30	1

## INDIVIDUAL GXG STATS: DEFENSIVE

2025 REGULAR SEASON INDIVIDUAL DEFENSIVE GAME-BY-GAME STATS

DATE		OPP.		KARL BROOKS										JAVON BULLARD										EDGERRIN COOPER															
				S	A	TK	TFL	TFLY	SK	SKY	INT	FR	FF	PR	PD	S	A	TK	TFL	TFLY	SK	SKY	INT	FR	FF	PR	PD	S	A	TK	TFL	TFLY	SK	SKY	INT	FR	FF	PR	PD
09/07		Detroit	0	0	0	0	0	0.0	0.0	0	0	0	0	0	7	2	9	0	0	0.0	0.0	0	0	0	0	0	8	4	12	0	0	0.0	0.0	0	0	0	0	0	0
09/11		Washington	0	3	3	0	0	0.5	1.0	0	0	0	1	0	5	0	5	0	0	0.0	0.0	0	0	0	0	0	7	3	10	0	0	0.5	5.0	0	0	0	0	2	0
09/21		at Cleveland	1	0	1	0	0	0.0	0.0	0	0	0	1	0	1	3	4	1	4	0.0	0.0	0	0	0	0	0	2	2	4	0	0	0.0	0.0	0	0	0	0	1	0
09/28		at Dallas	0	2	2	0	0	0.0	0.0	0	0	0	1	0	1	1	2	0	0	0.0	0.0	0	0	0	0	0	5	2	7	0	0	0.0	0.0	0	0	0	0	1	0
10/12		Cincinnati																																					
10/19		at Arizona																																					
10/26		at Pittsburgh																																					
11/02		Carolina																																					
11/10		Philadelphia																																					
11/16		at N.Y. Giants																																					
11/23		Minnesota																																					
11/27		at Detroit																																					
12/07		Chicago																																					
12/14		at Denver																																					
12/20		at Chicago																																					
12/27		Baltimore																																					
01/04		at Minnesota																																					
TOTALS			1	5	6	0	0	0.5	1.0	0	0	0	3	0	14	6	20	1	4	0.0	0.0	0	0	0	0	0	22	11	33	0	0	0.5	5.0	0	0	0	2	2	
CAREER TOTALS			27	23	50	10	58	8.0	54.5	0	5	2	14	6	71	34	105	3	10	0.0	0.0	0	1	0	1	0	70	40	110	13	53	4.0	37.5	1	2	1	9	2	

		KINGSLEY ENAGBARE											RASHAN GARY											NATE HOBBS														
DATE	OPP.	S	A	TK	TFL	TFLY	SK	SKY	INT	FR	FF	PR	PD	S	A	TK	TFL	TFLY	SK	SKY	INT	FR	FF	PR	PD	S	A	TK	TFL	TFLY	SK	SKY	INT	FR	FF	PR	PD	
09/07	Detroit	0	2	2	0	0	0.0	0.0	0	0	0	0	0	0	3	4	7	1	7	1.5	10.0	0	0	0	3	0	INACTIVE/INJURY											
09/11	Washington	2	0	2	0	0	0.0	0.0	0	0	0	0	0	2	1	3	1	8	1.0	8.0	0	0	0	1	0	1	0	1	0	0	0.0	0.0	0	0	0	0	0	0
09/21	at Cleveland	0	0	0	0	0	0.0	0.0	0	0	0	0	0	1	3	0	3	2	17	2.0	17.0	0	0	0	3	0	2	0	2	1	0	0.0	0.0	0	0	0	0	0
09/28	at Dallas	0	1	1	0	0	0.0	0.0	0	0	0	0	0	1	0	2	2	4	0	0	0	0	0	0	0	0	2	5	7	0	1	0.0	0.0	0	0	0	0	1
10/12	Cincinnati																																					
10/19	at Arizona																																					
10/26	at Pittsburgh																																					
11/02	Carolina																																					
11/10	Philadelphia																																					
11/16	at N.Y. Giants																																					
11/23	Minnesota																																					
11/27	at Detroit																																					
12/07	Chicago																																					
12/14	at Denver																																					
12/20	at Chicago																																					
12/27	Baltimore																																					
01/04	at Minnesota																																					
TOTALS		2	3	5	0	0	0.0	0.0	0	0	0	1	0	10	7	17	4	32	4.5	35.0	0	0	0	7	0	5	5	10	1	1	0.0	0.0	0	0	0	0	1	
CAREER TOTALS		62	47	109	19	76	9.5	53.5	0	0	1	3	23	4	140	112	252	43	255	43.5	284.5	0	0	7	6	102	5	84	288	15	46	3.0	21.0	3	1	3	8	20

		ISAIAH DCUFFIE												XAVIER MCKINNEY												KEISEAN NIXON												
DATE	OPP.	S	A	TK	TFL	TFLY	SK	SKY	INT	FR	FF	PR	PD	S	A	TK	TFL	TFLY	SK	SKY	INT	FR	FF	PR	PD	S	A	TK	TFL	TFLY	SK	SKY	INT	FR	FF	PR	PD	
09/07	Detroit	1	2	3	0	0	0.0	0.0	0	0	0	0	0	3	2	5	0	0	0.0	0.0	0	0	0	0	0	0	5	1	6	1	6	0.0	0.0	0	0	0	0	0
09/11	Washington	1	0	1	0	0	0.0	0.0	0	0	0	0	0	3	0	3	0	0	0.0	0.0	0	0	0	0	1	2	0	2	0	6	0.0	0.0	0	0	0	0	5	
09/21	at Cleveland	2	3	5	1	2	0.0	0.0	0	0	0	0	0	2	4	6	0	0	0.0	0.0	1	0	0	0	1	4	0	4	0	0	0.0	0.0	0	0	0	0	0	
09/26	at Dallas	2	0	2	0	0	0.0	0.0	0	0	0	0	0	2	4	6	0	0	0.0	0.0	0	0	0	0	1	4	0	4	0	0	0.0	0.0	0	0	0	0	2	
10/12	Cincinnati																																					
10/19	at Arizona																																					
10/26	at Pittsburgh																																					
11/02	Carolina																																					
11/10	Philadelphia																																					
11/16	at N.Y. Giants																																					
11/23	Minnesota																																					
12/07	Chicago																																					
12/14	at Denver																																					
12/20	at Chicago																																					
12/27	Baltimore																																					
01/04	at Minnesota																																					
TOTALS		6	5	11	1	2	0.0	0.0	0	0	0	0	0	10	10	20	0	0	0.0	0.0	1	0	0	0	2	15	1	16	1	6	0.0	0.0	0	0	0	0	0	7
CAREER TOTALS		120	97	217	9	13	1.0	5.0	0	0	1	6	4	247	135	382	8	27	2.5	19.0	18	3	2	3	40	163	57	220	13	50	3.5	23.0	3	0	4	9	23	

		MICAH PARSONS												BARRYN SORRELL												NAZIR STACKHOUSE																		
DATE	OPP	S	A	TK	TFL	TELY	SA	SKY	INT	FR	FF	PR	PD	S	A	TK	TFL	TELY	SA	SKY	INT	FR	FF	PR	PD	S	A	TK	TFL	TELY	SA	SKY	INT	FR	FF	PR	PD							
09/07	Detroit	1	0	1	1	4	1.0	4.0	0	0	0	1	1	INACTIVE/INJURY												0	1	1	0	0	0	0	0	0	0	0	0	0	0	0	0	0	0	0
09/11	Washington	0	2	2	0	0	0.5	5.0	0	0	0	3	0	0	1	1	0	0	0.5	1.0	0	0	0	1	0	0	0	0	0	0	0.0	0	0	0	0	0	0	0	0	0				
09/21	at Cleveland	2	0	2	0	0	1.0	0.0	0	0	0	2	0	0	0	0	0	0	0.0	0.0	0	0	0	0	0	0	0	0	0	0	0.0	0	0	0	0	0	0	0	0	0				
09/28	at Dallas	1	2	3	0	0	0.0	0.0	0	0	0	2	0	0	0	0	0	0	0.0	0.0	0	0	0	0	0	0	2	1	3	0	0	0.0	0	0	0	0	0	0	0					
10/12	Cincinnati																																											
10/19	at Arizona																																											
10/26	at Pittsburgh																																											
11/02	Carolina																																											
11/10	Philadelphia																																											
11/16	at N.Y. Giants																																											
11/23	Minnesota																																											
11/27	at Detroit																																											
12/07	Chicago																																											
12/14	at Denver																																											
12/20	at Chicago																																											
12/27	Baltimore																																											
01/04	at Minnesota																																											
TOTALS		4	4	8	1	4	2.5	9.0	0	0	0	8	0	0	1	1	0	0	0.5	1.0	0	0	0	1	0	2	2	4	0	0	0.0	0	0	0	0	0	0	0						
CAREER TOTALS		137	83	220	27	72	55.0	416.0	0	4	9	282	9	0	1	1	0	0	0.5	1.0	0	0	0	1	0	2	2	4	0	0	0.0	0	0	0	0	0	0	0						

# INDIVIDUAL GXG STATS: DEFENSIVE

		CARRINGTON VALENTINE												LUKAS VAN NESS												QUAY WALKER												
DATE	OPP.	S	A	TK	TFL	TFLY	SK	SKY	INT	FR	FF	PR	PD	S	A	TK	TFL	TFLY	SK	SKY	INT	FR	FF	PR	PD	S	A	TK	TFL	TFLY	SK	SKY	INT	FR	FF	PR	PD	
09/07	Detroit	1	0	1	0	0	0.0	0.0	0	0	0	0	0	1	3	4	1	2	0.5	3.0	0	0	0	1	0	6	3	9	2	3	0.0	0.0	0	0	0	0	1	
09/11	Washington	2	0	2	0	0	0.0	0.0	0	0	0	0	0	3	0	3	1	1	0.0	0.0	0	0	0	1	0	4	4	8	0	0	0.0	0.0	0	0	0	1	0	
09/21	at Cleveland	0	1	1	0	0	0.0	0.0	0	0	0	0	0	1	1	2	0	0	0.0	0.0	0	0	0	2	0	6	8	14	0	0	0.0	0.0	0	0	0	1	1	
09/28	at Dallas	2	1	3	0	0	0.0	0.0	0	0	0	0	0	0	0	0	0	0	0.0	0.0	0	0	0	0	0	6	5	11	1	1	0.0	0.0	0	0	0	0	0	
10/12	Cincinnati																																					
10/19	at Arizona																																					
10/26	at Pittsburgh																																					
11/02	Carolina																																					
11/10	Philadelphia																																					
11/16	at N.Y. Giants																																					
11/23	Minnesota																																					
11/27	at Detroit																																					
12/07	Chicago																																					
12/14	at Denver																																					
12/20	at Chicago																																					
12/27	Baltimore																																					
01/04	at Minnesota																																					
TOTALS		5	2	7	0	0	0.0	0.0	0	0	0	0	0	5	4	9	2	3	0.5	3.0	0	0	0	4	0	22	20	42	3	4	0.0	0.0	0	0	0	2	2	
CAREER TOTALS		53	26	79	0	0	0.0	0.0	2	1	2	0	14	49	22	71	16	72	7.5	40.0	0	1	1	20	1	226	155	381	24	65	6.5	49.0	1	1	3	14	14	

		EVAN WILLIAMS												COLBY WOODEN												DEVONTE WYATT											
DATE	OPP.	S	A	TK	TFL	TFLY	SK	SKY	INT	FR	FF	PR	PD	S	A	TK	TFL	TFLY	SK	SKY	INT	FR	FF	PR	PD	S	A	TK	TFL	TFLY	SK	SKY	INT	FR	FF	PR	PD
09/07	Detroit	1	2	3	0	0	0.0	0.0	1	0	0	0	1	3	3	6	2	2	0.0	0.0	0	0	0	1	0	1	2	3	1	8	1.0	8.0	0	0	0	3	0
09/11	Washington	2	2	4	0	0	0.0	0.0	0	0	0	0	0	1	0	1	0	0	0.0	0.0	0	0	0	0	0	2	0	2	1	1	1.0	1.0	0	0	0	2	2
09/21	at Cleveland	4	2	6	0	0	0.0	0.0	0	0	0	0	0	0	2	2	0	0	0.0	0.0	0	0	0	0	0	0	0	0	0	0	0.0	0.0	0	0	0	0	0
09/28	at Dallas	5	4	9	0	0	0.0	0.0	0	0	0	0	0	1	2	3	0	0	0.0	0.0	0	0	0	1	0	0	1	1	0	0	0.0	0.0	0	0	0	0	0
10/12	Cincinnati																																				
10/19	at Arizona																																				
10/26	at Pittsburgh																																				
11/02	Carolina																																				
11/10	Philadelphia																																				
11/16	at N.Y. Giants																																				
11/23	Minnesota																																				
11/27	at Detroit																																				
12/07	Chicago																																				
12/14	at Denver																																				
12/20	at Chicago																																				
12/27	Baltimore																																				
01/04	at Minnesota																																				
TOTALS		12	10	22	0	0	0.0	0.0	1	0	0	0	1	5	7	12	2	2	0.0	0.0	0	0	0	2	0	3	3	6	2	9	2.0	9.0	0	0	0	5	2
CAREER TOTALS		42	27	69	1	2	0.0	0.0	2	0	1	0	4	24	25	49	5	15	0.5	5.0	0	0	0	6	2	46	34	80	17	90	14.0	88.0	0	3	1	28	3

INDIVIDUAL GXG STATS: FIELD GOALS

2025 REGULAR SEASON INDIVIDUAL GAME-BY-GAME STATS											
FIELD GOALS:		BRANDON MCMANUS									
DATE	OPP.	0-19	20-29	30-39	40-49	50+	TOTAL	FGM	FGA	PCT	LG
09/07	Detroit	0/0	0/0	2/2	0/0	0/0	2/2	2	2	100.0%	38
09/11	Washington	0/0	1/1	0/0	0/1	1/1	2/3	2	3	66.7%	56
09/21	at Cleveland	0/0	0/0	1/1	0/1	0/0	1/2	1	2	50.0%	39
09/28	at Dallas	0/0	0/0	1/1	0/0	1/1	2/2	2	2	100.0%	53
10/12	Cincinnati										
10/19	at Arizona										
10/26	at Pittsburgh										
11/02	Carolina										
11/10	Philadelphia										
11/16	at N.Y. Giants										
11/23	Minnesota										
11/27	at Detroit										
12/07	Chicago										
12/14	at Denver										
12/20	at Chicago										
12/27	Baltimore										
01/04	at Minnesota										
TOTALS		0/0	1/1	4/4	0/2	2/2	7/9	7	9	77.8%	56



INDIVIDUAL GXG STATS: PUNTING

2025 REGULAR SEASON INDIVIDUAL GAME-BY-GAME STATS								
PUNTING:		DANIEL WHELAN						
DATE	OPP.	NO.	YDS	AVG	TB	IN 20	LG	NET
09/07	Detroit	3	164	54.7	0	2	65	48.3
09/11	Washington	4	213	53.3	1	0	55	35.8
09/21	at Cleveland	5	265	53.0	1	0	63	46.0
09/28	at Dallas	2	83	41.5	0	2	43	41.5
10/12	Cincinnati							
10/19	at Arizona							
10/26	at Pittsburgh							
11/02	Carolina							
11/10	Philadelphia							
11/16	at N.Y. Giants							
11/23	Minnesota							
11/27	at Detroit							
12/07	Chicago							
12/14	at Denver							
12/20	at Chicago							
12/27	Baltimore							
01/04	at Minnesota							
TOTALS		14	725	51.8	2	4	65	42.9

INDIVIDUAL GXG STATS: KICKOFF RETURNS

KICKOFF RETURNS:		2025 REGULAR SEASON INDIVIDUAL GAME-BY-GAME STATS																	
		BO MELTON						SAVION WILLIAMS						EMANUEL WILSON					
DATE	OPP.	NO.	YDS	AVG	LG	FC	TD	NO.	YDS	AVG	LG	FC	TD	NO.	YDS	AVG	LG	FC	TD
09/07	Detroit	0	0	0.0	0	0	0	2	39	19.5	21	0	0	0	0	0.0	0	0	0
09/11	Washington	INACTIVE/INJURY						1	30	30.0	30	0	0	1	27	27.0	27	0	0
09/21	at Cleveland	0	0	0.0	0	0	0	3	78	26.0	35	0	0	0	0	0.0	0	0	0
09/28	at Dallas	2	60	30.0	30	0	0	1	24	24.0	24	0	0	0	0	0.0	0	0	0
10/12	Cincinnati																		
10/19	at Arizona																		
10/26	at Pittsburgh																		
11/02	Carolina																		
11/10	Philadelphia																		
11/16	at N.Y. Giants																		
11/23	Minnesota																		
11/27	at Detroit																		
12/07	Chicago																		
12/14	at Denver																		
12/20	at Chicago																		
12/27	Baltimore																		
01/04	at Minnesota																		
TOTALS		2	60	30.0	30	0	0	7	171	24.4	35	0	0	1	27	27.0	27	0	0

INDIVIDUAL GXG STATS: PUNT RETURNS

2025 REGULAR SEASON INDIVIDUAL GAME-BY-GAME STATS																			
PUNT RETURNS:		ROMEO DOUBS						MATTHEW GOLDEN						KEISEAN NIXON					
DATE	OPP.	NO.	YDS	AVG	LG	FC	TD	NO.	YDS	AVG	LG	FC	TD	NO.	YDS	AVG	LG	FC	TD
09/07	Detroit	0	0	0.0	0	0	0	1	11	11.0	11	0	0	0	0	0.0	0	0	0
09/11	Washington	0	0	0.0	0	0	0	1	-2	-2.0	-2	0	0	2	3	1.5	3	0	0
09/21	at Cleveland	0	0	0.0	0	0	0	2	8	4.0	5	0	0	0	0	0.0	0	0	0
09/28	at Dallas	1	5	5.0	5	0	0	2	11	5.5	9	1	0	0	0	0.0	0	0	0
10/12	Cincinnati																		
10/19	at Arizona																		
10/26	at Pittsburgh																		
11/02	Carolina																		
11/10	Philadelphia																		
11/16	at N.Y. Giants																		
11/23	Minnesota																		
11/27	at Detroit																		
12/07	Chicago																		
12/14	at Denver																		
12/20	at Chicago																		
12/27	Baltimore																		
01/04	at Minnesota																		
TOTALS		1	5	5.0	5	0	0	6	28	4.7	11	1	0	2	3	1.5	3	0	0

PUNT RETURNS:		JAYDEN REED					
DATE	OPP.	NO.	YDS	AVG	LG	FC	TD
09/07	Detroit	2	21	10.5	20	0	0
09/11	Washington	0	0	0.0	0	0	0
09/21	at Cleveland	INJURED RESERVE					
09/28	at Dallas	INJURED RESERVE					
10/12	Cincinnati						
10/19	at Arizona						
10/26	at Pittsburgh						
11/02	Carolina						
11/10	Philadelphia						
11/16	at N.Y. Giants						
11/23	Minnesota						
11/27	at Detroit						
12/07	Chicago						
12/14	at Denver						
12/20	at Chicago						
12/27	Baltimore						
01/04	at Minnesota						
TOTALS		2	21	10.5	20	0	0

# INDIVIDUAL SINGLE-GAME HIGHS

## 2025 REGULAR SEASON PACKERS INDIVIDUAL SINGLE-GAME HIGHS

Touchdowns	3	Romeo Doubs	at Cowboys	09/28
Passes Attempted	43	Jordan Love	at Cowboys	09/28
Passes Completed	31	Jordan Love	at Cowboys	09/28
Completion Percentage	72.7	Jordan Love	vs. Lions	09/07
Passing Yards	337	Jordan Love	at Cowboys	09/28
Yards Per Attempt	9.4	Jordan Love	vs. Commanders	09/11
Touchdown Passes	3	Jordan Love	at Cowboys	09/28
Passer Rating	128.6	Jordan Love	vs. Lions	09/07
Pass Receptions	6	Romeo Doubs	at Cowboys	09/28
		Tucker Kraft	vs. Commanders	09/11
Receiving Yards	124	Tucker Kraft	vs. Commanders	09/11
Touchdown Receptions	3	Romeo Doubs	at Cowboys	09/28
Rushing Yards	86	Josh Jacobs	at Cowboys	09/28
Rushing Attempts	23	Josh Jacobs	vs. Commanders	09/11
Rushing Average	5.5	Emanuel Wilson	at Cowboys	09/28
Rushing Touchdowns	2	Josh Jacobs	at Cowboys	09/28
Yards From Scrimmage	157	Josh Jacobs	at Cowboys	09/28
Combined Net Yards	157	Josh Jacobs	at Cowboys	09/28
Interceptions Made	1	Xavier McKinney	at Browns	09/21
		Evan Williams	vs. Lions	09/07
Interceptions Thrown	1	Jordan Love	at Browns	09/21
Tackles	14	Quay Walker	at Browns	09/21
Sacks	2.0	Rashan Gary	at Browns	09/21
Punts	5	Daniel Whelan	at Browns	09/21
Punts Inside the 20	2	Daniel Whelan	at Cowboys	09/28
		Daniel Whelan	vs. Lions	09/07
Punting Average	54.7	Daniel Whelan	vs. Lions	09/07
Punt Returns	2	Matthew Golden	at Cowboys	09/28
		Matthew Golden	at Browns	09/21
		Keisean Nixon	vs. Commanders	09/11
		Jayden Reed	vs. Lions	09/07
Punt Return Yards	21	Jayden Reed	vs. Lions	09/07
Kickoff Returns	3	Savion Williams	at Browns	09/21
Kickoff Return Yards	78	Savion Williams	at Browns	09/21
Field Goals Attempted	3	Brandon McManus	vs. Commanders	09/11
Field Goals Made	2	Brandon McManus	at Cowboys	09/28
		Brandon McManus	vs. Commanders	09/11
		Brandon McManus	vs. Lions	09/07

## 2025 REGULAR SEASON GREEN BAY PACKERS LONGEST PLAYS

Run From Scrimmage	25	Jordan Love	at Cowboys	09/28
Touchdown Run	18	Josh Jacobs	at Cowboys	09/28
Passing Long	57	Jordan Love	vs. Commanders	09/11
Touchdown Pass Long	17	Jordan Love	vs. Lions	09/07
Pass Reception	57	Tucker Kraft	vs. Commanders	09/11
Touchdown Reception	17	Jayden Reed	vs. Lions	09/07
Punt Return	20	Jayden Reed	vs. Lions	09/07
Kickoff Return	35	Savion Williams	at Browns	09/21
Field Goal	56	Brandon McManus	vs. Commanders	09/11
Field Goal Attempt	56	Brandon McManus	vs. Commanders	09/11

# SCORING DRIVES

## PACKERS 2025 REGULAR SEASON SCORING DRIVES

DATE	OPPONENT	ACQUIRED	DRIVE			FIRST			GB	OPP
			START	PLAYS	YARDS	Q TIME	DOWNS	SCORING PLAY		
09/07	Detroit	Kickoff	GB 17	12	83	Q1 5:34	5	T. Kraft: 15-yard pass from J. Love	7	0
		Punt	GB 48	7	36	Q1 2:54	1	B. McManus: 34-yard FG	10	0
		Kickoff	GB 35	2	65	Q2 0:53	2	J. Reed: 17-yard pass from J. Love	17	3
		Punt	DET	8	36	Q4 4:43	3	J. Jacobs: 3-yard run	24	6
		Downs	36	4	7	Q4 2:15	0	B. McManus: 38-yard FG	27	6
			DET							
			27							
09/11	Washington	Punt	GB 4	7	96	Q1 3:35	4	R. Doubs: 5-yard pass from J. Love	7	0
		Punt	GB 8	10	92	Q2 4:50	5	J. Jacobs: 2-yard run	14	0
		Missed FG	GB 42	10	54	Q3 5:17	3	B. McManus: 22-yard FG	17	3
		Kickoff	GB 35	9	65	Q4 4:48	6	T. Kraft: 8-yard pass from J. Love	24	10
		Downs	WAS	4	2	Q4 1:00	0	B. McManus: 56-yard FG	27	10
			40							
09/21	at Cleveland	Punt	GB 36	13	43	Q1 7:23	3	Q2: B. McManus: 39-yard FG	3	0
		Punt	GB 29	14	71	Q3 7:41	5	J. FitzPatrick: 3-yard pass from J. Love	10	0
09/28	at Dallas	Kickoff	GB 31	8	69	Q1 4:58	3	R. Doubs: 2-yard pass from J. Love	7	0
		Punt	GB 32	9	68	Q1 5:41	5	Q2: R. Doubs: 1-yard pass from J. Love	13	0
		Punt	GB 24	9	76	Q3 5:25	5	Love	20	14
		Kickoff	GB 30	8	70	Q3 5:55	4	J. Jacobs: 1-yard run	27	21
		Kickoff	GB 20	10	80	Q4 3:05	5	Q4: J. Jacobs: 18-yard run	34	28
		Kickoff	GB 26	7	39	Q4 0:43	2	R. Doubs: 15-yard pass from J. Love	37	35
		Kickoff	GB 20	13	64	OT 4:40	4	B. McManus: 53-yard FG	40	38
								B. McManus: 34-yard FG		
10/12	--	--	--	--	--	--	--	--	--	--
10/19	--	--	--	--	--	--	--	--	--	--
10/26	--	--	--	--	--	--	--	--	--	--
11/02	--	--	--	--	--	--	--	--	--	--
11/10	--	--	--	--	--	--	--	--	--	--
11/16	--	--	--	--	--	--	--	--	--	--
11/23	--	--	--	--	--	--	--	--	--	--
11/27	--	--	--	--	--	--	--	--	--	--
12/07	--	--	--	--	--	--	--	--	--	--
12/14	--	--	--	--	--	--	--	--	--	--
12/20	--	--	--	--	--	--	--	--	--	--
12/27	--	--	--	--	--	--	--	--	--	--
01/04	--	--	--	--	--	--	--	--	--	--
AVG			8.6	58.7	4:10		3.4			
TOTALS			164	1,116	79:20		65			

DRIVE CHARTS - OPENING DRIVES

2025 REGULAR SEASON																	
		PACKERS								OPPONENT							
		FIRST HALF				SECOND HALF				FIRST HALF				SECOND HALF			
DATE	OPPONENT	PLAYS	YDS	TIME	RESULT	PLAYS	YDS	TIME	RESULT	PLAYS	YDS	TIME	RESULT	PLAYS	YDS	TIME	RESULT
09/07	Detroit	12	83	5:34	TD	3	8	2:01	Punt	3	-4	2:34	Punt	9	59	5:20	FG
09/11	Washington	9	39	4:35	Downs	10	54	5:17	FG	3	6	2:17	Punt	7	10	3:06	Miss FG
09/21	at Cleveland	3	3	1:12	Punt	3	-1	2:28	Punt	8	30	4:34	Punt	3	-8	1:28	Punt
09/28	at Dallas	8	69	4:58	TD	9	76	5:25	TD	3	6	2:02	Punt	5	9	2:27	Punt



DRIVE EFFICIENCY - GAME-BY-GAME

2025 REGULAR SEASON GREEN BAY PACKERS DRIVES ENDED BY... (THROUGH WEEK 4)														
DATE	TEAMS	DRIVES	3/OUT	TD	FGA	FGM	PNT	DWN	TRN	SAF	CLK	POINTS	PTS/DRV	EFF
9/7	Green Bay	9	3	3	2	2	3	0	0	0	1	27	3.00	0.556
	Detroit	9	4	1	2	2	3	1	1	0	1	13	1.44	0.333
9/11	Green Bay	12	5	3	3	2	4	1	0	0	1	27	2.25	0.417
	Washington	11	4	2	3	1	4	2	0	0	0	18	1.64	0.273
9/21	Green Bay	10	5	1	2	1	5	0	1	0	1	10	1.00	0.200
	at Cleveland	10	2	1	2	2	6	0	1	0	0	13	1.30	0.300
9/28	Green Bay	11	1	5	2	2	2	0	1	0	1	40	3.64	0.636
	at Dallas	10	2	5	1	1	4	0	0	0	0	38	3.80	0.600
10/12	Green Bay	--	--	--	--	--	--	--	--	--	--	--	--	--
	Cincinnati	--	--	--	--	--	--	--	--	--	--	--	--	--
10/19	Green Bay	--	--	--	--	--	--	--	--	--	--	--	--	--
	at Arizona	--	--	--	--	--	--	--	--	--	--	--	--	--
10/26	Green Bay	--	--	--	--	--	--	--	--	--	--	--	--	--
	at Pittsburgh	--	--	--	--	--	--	--	--	--	--	--	--	--
11/2	Green Bay	--	--	--	--	--	--	--	--	--	--	--	--	--
	Carolina	--	--	--	--	--	--	--	--	--	--	--	--	--
11/10	Green Bay	--	--	--	--	--	--	--	--	--	--	--	--	--
	Philadelphia	--	--	--	--	--	--	--	--	--	--	--	--	--
11/16	Green Bay	--	--	--	--	--	--	--	--	--	--	--	--	--
	at N.Y. Giants	--	--	--	--	--	--	--	--	--	--	--	--	--
11/23	Green Bay	--	--	--	--	--	--	--	--	--	--	--	--	--
	Minnesota	--	--	--	--	--	--	--	--	--	--	--	--	--
11/27	Green Bay	--	--	--	--	--	--	--	--	--	--	--	--	--
	at Detroit	--	--	--	--	--	--	--	--	--	--	--	--	--
12/7	Green Bay	--	--	--	--	--	--	--	--	--	--	--	--	--
	Chicago	--	--	--	--	--	--	--	--	--	--	--	--	--
12/14	Green Bay	--	--	--	--	--	--	--	--	--	--	--	--	--
	at Denver	--	--	--	--	--	--	--	--	--	--	--	--	--
12/20	Green Bay	--	--	--	--	--	--	--	--	--	--	--	--	--
	at Chicago	--	--	--	--	--	--	--	--	--	--	--	--	--
12/27	Green Bay	--	--	--	--	--	--	--	--	--	--	--	--	--
	Baltimore	--	--	--	--	--	--	--	--	--	--	--	--	--
1/4	Green Bay	--	--	--	--	--	--	--	--	--	--	--	--	--
	at Minnesota	--	--	--	--	--	--	--	--	--	--	--	--	--
TOTALS	PACKERS	42	14	12	9	7	14	1	2	0	4	104	2.48	0.452
	OPPONENTS	40	12	9	8	6	17	3	2	0	1	82	2.05	0.375



# YARDS GAINED BY DOWN

PACKERS 2025 REGULAR SEASON YARDS GAINED BY DOWN																									
		PACKERS												OPPONENT											
		1ST DOWN			2ND DOWN			3RD DOWN			4TH DOWN			1ST DOWN			2ND DOWN			3RD DOWN			4TH DOWN		
Date	Opponent	Att	Yds	Avg	Att	Yds	Avg	Att	Yds	Avg	Att	Yds	Avg	Att	Yds	Avg	Att	Yds	Avg	Att	Yds	Avg	Att	Yds	Avg
09/07	Detroit	20	131	6.6	16	67	4.2	10	66	6.6	1	2	2.0	24	64	2.7	22	101	4.6	15	60	4.0	4	21	5.3
09/11	Washington	30	197	6.6	20	131	6.6	12	76	6.3	1	0	0.0	24	86	3.6	22	107	4.9	16	36	2.3	3	1	0.3
09/21	at Cleveland	22	80	3.6	20	61	3.1	19	89	4.7	0	0	0.0	23	83	3.6	19	95	5.0	13	42	3.2	2	1	0.5
09/28	at Dallas	37	185	5.0	27	137	5.1	14	158	11.3	1	14	14.0	31	212	6.8	24	138	5.8	11	74	6.7	1	12	12.0
10/12	Cincinnati	--	--	--	--	--	--	--	--	--	--	--	--	--	--	--	--	--	--	--	--	--	--	--	--
10/19	at Arizona	--	--	--	--	--	--	--	--	--	--	--	--	--	--	--	--	--	--	--	--	--	--	--	--
10/26	at Pittsburgh	--	--	--	--	--	--	--	--	--	--	--	--	--	--	--	--	--	--	--	--	--	--	--	--
11/02	Carolina	--	--	--	--	--	--	--	--	--	--	--	--	--	--	--	--	--	--	--	--	--	--	--	--
11/10	Philadelphia	--	--	--	--	--	--	--	--	--	--	--	--	--	--	--	--	--	--	--	--	--	--	--	--
11/16	at N.Y. Giants	--	--	--	--	--	--	--	--	--	--	--	--	--	--	--	--	--	--	--	--	--	--	--	--
11/23	Minnesota	--	--	--	--	--	--	--	--	--	--	--	--	--	--	--	--	--	--	--	--	--	--	--	--
11/27	at Detroit	--	--	--	--	--	--	--	--	--	--	--	--	--	--	--	--	--	--	--	--	--	--	--	--
12/07	Chicago	--	--	--	--	--	--	--	--	--	--	--	--	--	--	--	--	--	--	--	--	--	--	--	--
12/14	at Denver	--	--	--	--	--	--	--	--	--	--	--	--	--	--	--	--	--	--	--	--	--	--	--	--
12/20	at Chicago	--	--	--	--	--	--	--	--	--	--	--	--	--	--	--	--	--	--	--	--	--	--	--	--
12/27	Baltimore	--	--	--	--	--	--	--	--	--	--	--	--	--	--	--	--	--	--	--	--	--	--	--	--
01/04	at Minnesota	--	--	--	--	--	--	--	--	--	--	--	--	--	--	--	--	--	--	--	--	--	--	--	--
TOTALS		109	593	5.4	83	396	4.8	55	389	7.1	3	16	5.3	102	445	4.4	87	441	5.1	55	212	3.9	10	35	3.5

# THIRD-DOWN EFFICIENCY

## PACKERS 2025 REGULAR SEASON THIRD-DOWN EFFICIENCY

PACKERS													
Date	Opponent	3rd & 1	3rd & 2	3rd & 3	3rd & 4	3rd & 5	3rd & 6	3rd & 7	3rd & 8	3rd & 9	3rd & 10+	Total	
09/07	Detroit	0/3	0/1	0/1	0/0	0/1	1/1	1/1	0/0	1/1	1/1	4/10	
09/11	Washington	2/2	0/0	1/1	0/1	0/0	1/1	0/0	0/2	1/1	0/4	5/12	
09/21	at Cleveland	2/3	1/1	4/5	0/0	0/0	1/2	1/2	1/1	0/1	0/3	10/18	
09/28	at Dallas	2/2	2/2	1/1	0/0	1/2	0/1	0/0	1/1	1/1	2/4	10/14	
10/12	Cincinnati	--	--	--	--	--	--	--	--	--	--	--	
10/19	at Arizona	--	--	--	--	--	--	--	--	--	--	--	
10/26	at Pittsburgh	--	--	--	--	--	--	--	--	--	--	--	
11/02	Carolina	--	--	--	--	--	--	--	--	--	--	--	
11/10	Philadelphia	--	--	--	--	--	--	--	--	--	--	--	
11/16	at N.Y. Giants	--	--	--	--	--	--	--	--	--	--	--	
11/23	Minnesota	--	--	--	--	--	--	--	--	--	--	--	
11/27	at Detroit	--	--	--	--	--	--	--	--	--	--	--	
12/07	Chicago	--	--	--	--	--	--	--	--	--	--	--	
12/14	at Denver	--	--	--	--	--	--	--	--	--	--	--	
12/20	at Chicago	--	--	--	--	--	--	--	--	--	--	--	
12/27	Baltimore	--	--	--	--	--	--	--	--	--	--	--	
01/04	at Minnesota	--	--	--	--	--	--	--	--	--	--	--	
TOTALS		6/10	3/4	6/8	0/1	1/3	3/5	2/3	2/4	3/4	3/12	29/54	
		60.0%	75.0%	75.0%	0.0%	33.3%	60.0%	66.7%	50.0%	75.0%	25.0%	53.7%	
		3RD & 1-3: 15/22 = 68.2%		3RD & 4-6: 4/9 = 44.4%		3RD & 7-10+: 10/23 = 43.5%							

## OPPONENT 2025 REGULAR SEASON THIRD-DOWN EFFICIENCY

OPPONENT													
Date	Opponent	3rd & 1	3rd & 2	3rd & 3	3rd & 4	3rd & 5	3rd & 6	3rd & 7	3rd & 8	3rd & 9	3rd & 10+	Total	
09/07	Detroit	2/2	1/2	0/0	0/0	2/3	0/2	0/2	0/0	0/0	0/4	5/15	
09/11	Washington	1/2	0/0	1/3	0/2	0/1	1/1	0/1	0/1	1/2	1/3	5/16	
09/21	at Cleveland	1/2	2/2	0/0	0/2	1/1	0/0	0/2	0/1	0/0	0/3	4/13	
09/28	at Dallas	0/0	0/1	2/2	0/2	1/3	1/1	0/0	0/0	0/0	0/2	4/11	
10/12	Cincinnati	--	--	--	--	--	--	--	--	--	--	--	
10/19	at Arizona	--	--	--	--	--	--	--	--	--	--	--	
10/26	at Pittsburgh	--	--	--	--	--	--	--	--	--	--	--	
11/02	Carolina	--	--	--	--	--	--	--	--	--	--	--	
11/10	Philadelphia	--	--	--	--	--	--	--	--	--	--	--	
11/16	at N.Y. Giants	--	--	--	--	--	--	--	--	--	--	--	
11/23	Minnesota	--	--	--	--	--	--	--	--	--	--	--	
11/27	at Detroit	--	--	--	--	--	--	--	--	--	--	--	
12/07	Chicago	--	--	--	--	--	--	--	--	--	--	--	
12/14	at Denver	--	--	--	--	--	--	--	--	--	--	--	
12/20	at Chicago	--	--	--	--	--	--	--	--	--	--	--	
12/27	Baltimore	--	--	--	--	--	--	--	--	--	--	--	
01/04	at Minnesota	--	--	--	--	--	--	--	--	--	--	--	
TOTALS		4/6	3/5	3/5	0/6	4/8	2/4	0/5	0/2	1/2	1/12	18/55	
		66.7%	60.0%	60.0%	0.0%	50.0%	50.0%	0.0%	0.0%	50.0%	8.3%	32.7%	
		3RD & 1-3: 10/16 = 62.5%		3RD & 4-6: 6/18 = 33.3%		3RD & 7-10+: 2/21 = 9.5%							

# FOURTH-DOWN EFFICIENCY

2025 REGULAR SEASON FOURTH-DOWN EFFICIENCY													
PACKERS							OPPONENT						
Date	Opponent	4th & 1	4th & 2	4th & 3	4th & 4	4th & 5+	Total	4th & 1	4th & 2	4th & 3	4th & 4	4th & 5+	Total
09/07	Detroit	1 / 1	0 / 0	0 / 0	0 / 0	0 / 0	1 / 1	0 / 0	1 / 2	1 / 1	0 / 0	1 / 1	3 / 4
09/11	Washington	0 / 0	0 / 0	0 / 1	0 / 0	0 / 0	0 / 1	1 / 1	0 / 0	0 / 0	0 / 1	0 / 1	1 / 3
09/21	at Cleveland	0 / 0	0 / 0	0 / 0	0 / 0	0 / 0	0 / 0	1 / 1	0 / 0	0 / 0	0 / 0	0 / 1	1 / 2
09/28	at Dallas	0 / 0	0 / 0	0 / 0	0 / 0	1 / 1	1 / 1	0 / 0	1 / 1	0 / 0	0 / 0	0 / 0	1 / 1
10/12	Cincinnati	--	--	--	--	--	--	--	--	--	--	--	--
10/19	at Arizona	--	--	--	--	--	--	--	--	--	--	--	--
10/26	at Pittsburgh	--	--	--	--	--	--	--	--	--	--	--	--
11/02	Carolina	--	--	--	--	--	--	--	--	--	--	--	--
11/10	Philadelphia	--	--	--	--	--	--	--	--	--	--	--	--
11/16	at N.Y. Giants	--	--	--	--	--	--	--	--	--	--	--	--
11/23	Minnesota	--	--	--	--	--	--	--	--	--	--	--	--
11/27	at Detroit	--	--	--	--	--	--	--	--	--	--	--	--
12/07	Chicago	--	--	--	--	--	--	--	--	--	--	--	--
12/14	at Denver	--	--	--	--	--	--	--	--	--	--	--	--
12/20	at Chicago	--	--	--	--	--	--	--	--	--	--	--	--
12/27	Baltimore	--	--	--	--	--	--	--	--	--	--	--	--
01/04	at Minnesota	--	--	--	--	--	--	--	--	--	--	--	--
TOTALS		1 / 1	0 / 0	0 / 1	0 / 0	1 / 1	2 / 3	2 / 2	2 / 3	1 / 1	0 / 1	1 / 3	6 / 10
		100.0%	0.0%	0.0%	0.0%	100.0%	66.7%	100.0%	66.7%	100.0%	0.0%	33.3%	60.0%



# INSIDE THE 20

DATE	OPPONENT	OFFENSE	DEFENSE
09/07	Detroit	TD - Pass FG - 34 yards TD - Pass TD - Run FG - 38 yards	FG - 30 yards Interception FG - 27 yards TD - Pass
09/11	Washington	TD - Pass TD - Run FG - 22 yards TD - Pass	TD - Pass
09/21	at Cleveland	FG - 39 yards TD - Pass	FG - 35 yards TD - Run
09/28	at Dallas	TD - Pass TD - Pass TD - Run TD - Run TD - Pass FG - 34 yards	TD - Run TD - Pass TD - Pass TD - Run FG - 22 yards
10/12	Cincinnati	--	--
10/19	at Arizona	--	--
10/26	at Pittsburgh	--	--
11/02	Carolina	--	--
11/10	Philadelphia	--	--
11/16	at N.Y. Giants	--	--
11/23	Minnesota	--	--
11/27	at Detroit	--	--
12/07	Chicago	--	--
12/14	at Denver	--	--
12/20	at Chicago	--	--
12/27	Baltimore	--	--
01/04	at Minnesota	--	--

OFFENSE DEFENSE		
Inside the 20	17	12
Scores	17	11
Touchdowns	12	7
Field Goals	5	4
Total Points in 20	98	62
Fumbles	0	0
Interceptions	0	1
Missed Field Goals	0	0
Lost on Downs	0	0
End of Half/Game	0	0
TDs Outside	0	2
Red-Zone Percentage	70.6	58.3

# GOAL-TO-GO SITUATIONS

DATE	OPPONENT	OFFENSE	DEFENSE
09/07	Detroit	TD - Run	Field Goal - 27 yards
09/11	Washington	TD - Pass TD - Run Field Goal - 22 yards TD - Pass	TD - Pass
09/21	at Cleveland	TD - Pass	Field Goal - 35 yards TD - Run
09/28	at Dallas	TD - Pass TD - Pass TD - Run	TD - Run TD - Run Field Goal - 22 yards
10/12	Cincinnati	--	--
10/19	at Arizona	--	--
10/26	at Pittsburgh	--	--
11/02	Carolina	--	--
11/10	Philadelphia	--	--
11/16	at N.Y. Giants	--	--
11/23	Minnesota	--	--
11/27	at Detroit	--	--
12/07	Chicago	--	--
12/14	at Denver	--	--
12/20	at Chicago	--	--
12/27	Baltimore	--	--
01/04	at Minnesota	--	--

OFFENSE DEFENSE		
Goal-To-Go Situations	9	7
Scores	9	7
Touchdowns	8	4
Field Goals	1	3
Total Points	58	38
Fumbles	0	0
Interceptions	0	0
Missed Field Goals	0	0
Missed Field Goals (G2G)	0	0
Lost on Downs	0	0
End of Half/Game	0	0
Goal-to-Go Percentage	88.9	57.1

# BIG PLAYS OF 20+ YARDS

2025 REGULAR SEASON - BIG PLAYS OF 20+ YARDS													
DATE	OPPONENT	QTR	PACKERS PLAYER	RUN	PASS	DOWN	RESULT	QTR	OPP. PLAYER	RUN	PASS	DOWN	RESULT
09/07	Detroit	1	Jordan Love -> Romeo Doubs	20		2-9-GB 18	TD	3	Jared Goff -> Sam LaPorta	32		2-5-DET 37	FG
		1	Jordan Love -> Jayden Reed	26		3-7-DET 49	FG						
		2	Jordan Love -> Romeo Doubs	48		1-10-GB 35	TD						
09/11	Washington	1	Jordan Love -> Tucker Kraft	57		2-6-GB 23	TD	4	Jayden Daniels -> Zach Ertz	201		1-10-GB 20	TD
		2	Jordan Love -> Malik Heath	37		1-10-GB 20	TD						
		3	Jordan Love -> Luke Musgrave	23		1-10-GB 42	FG						
09/21	at Cleveland	3	Jordan Love -> Josh Jacobs	31		2-18-GB 21	TD	4	Quinshon Judkins run	38		1-10-CLE 34	FG
		4	Jordan Love -> Matthew Golden	34		3-8-GB 4	Punt						
09/28	at Dallas	1	Jordan Love -> Matthew Golden	46		3-9-GB 32	TD	2	Dak Prescott -> George Pickens	28		1-10-GB 29	TD
		1	Jordan Love -> Emanuel Wilson	25		1-10-GB 32	TD	4	Dak Prescott -> George Pickens	281		1-10-GB 28	TD
		2	Jordan Love -> Josh Jacobs	28		2-19-DAL 29	TD	5	Dak Prescott -> George Pickens	22		3-5-DAL 36	FG
		4	Jordan Love run	25		3-2-GB 38	TD	5	Dak Prescott -> Jalen Tolbert	34		2-7-GB 39	FG
10/12	...	...	...	...	...	...	...	...	...	...	...	...	...
10/19	...	...	...	...	...	...	...	...	...	...	...	...	...
10/26	...	...	...	...	...	...	...	...	...	...	...	...	...
11/02	...	...	...	...	...	...	...	...	...	...	...	...	...
11/10	...	...	...	...	...	...	...	...	...	...	...	...	...
11/16	...	...	...	...	...	...	...	...	...	...	...	...	...
11/23	...	...	...	...	...	...	...	...	...	...	...	...	...
11/27	...	...	...	...	...	...	...	...	...	...	...	...	...
12/07	...	...	...	...	...	...	...	...	...	...	...	...	...
12/14	...	...	...	...	...	...	...	...	...	...	...	...	...
12/20	...	...	...	...	...	...	...	...	...	...	...	...	...
12/27	...	...	...	...	...	...	...	...	...	...	...	...	...
01/04	...	...	...	...	...	...	...	...	...	...	...	...	...
TOTALS				13 - 425 (32.7), 0 TDS	1 RUN, 0 TDS, 12 PASSES, 0 TDS					7 - 202 (28.9), 2 TDS	1 RUN, 0 TDS, 6 PASSES, 2 TDS		

# BIG PLAYS: RUSH 10+, RECEPTIONS 20+, RETURNS 30+

DATE	OPPONENT	RUSHES				RECEPTIONS				RETURNS			
		GAIN	PLAYER	QTR	RESULT	GAIN	PLAYER	QTR	RESULT	GAIN	PLAYER	QTR	RESULT
09/07	Detroit	10 15	Josh Jacobs Josh Jacobs	3 4	Punt TD	20 26 48	Romeo Doubs Jayden Reed Romeo Doubs	1 1 2	TD FG TD				
09/11	Washington	14 16 10	Jordan Love Savion Williams Josh Jacobs	1 4 4	TD TD Punt	57 37 23	Tucker Kraft Malik Heath Luke Musgrave	1 2 3	TD TD FG	30	Savion Williams (KR)	1	Downs
09/21	at Cleveland	10	Jordan Love	2	Punt	31 34	Josh Jacobs Matthew Golden	3 4	TD Punt	35	Savion Williams (KR)	4	Blocked FG
09/28	at Dallas	19 25 181 14 13	Josh Jacobs Jordan Love Josh Jacobs Josh Jacobs Emanuel Wilson	3 4' 4' 4 5	TD TD TD TD FG	46 25 28 25	Matthew Golden Emanuel Wilson Josh Jacobs Josh Jacobs	1 1' 2' 4	TD TD TD FG	30 30	Bo Melton (KR) Bo Melton (KR)	1 3	TD TD
10/12	Cincinnati	--	--	--	--	--	--	--	--	--	--	--	--
10/19	at Arizona	--	--	--	--	--	--	--	--	--	--	--	--
10/26	at Pittsburgh	--	--	--	--	--	--	--	--	--	--	--	--
11/02	Carolina	--	--	--	--	--	--	--	--	--	--	--	--
11/10	Philadelphia	--	--	--	--	--	--	--	--	--	--	--	--
11/16	at N.Y. Giants	--	--	--	--	--	--	--	--	--	--	--	--
11/23	Minnesota	--	--	--	--	--	--	--	--	--	--	--	--
11/27	at Detroit	--	--	--	--	--	--	--	--	--	--	--	--
12/07	Chicago	--	--	--	--	--	--	--	--	--	--	--	--
12/14	at Denver	--	--	--	--	--	--	--	--	--	--	--	--
12/20	at Chicago	--	--	--	--	--	--	--	--	--	--	--	--
12/27	Baltimore	--	--	--	--	--	--	--	--	--	--	--	--
01/04	at Minnesota	--	--	--	--	--	--	--	--	--	--	--	--

\* - result within the same drive





# BIG-YARDAGE GAMES

## 2025 REGULAR SEASON BIG-YARDAGE GAMES

### 100-YARD PASS RECEIVERS

DATE	OPPONENT	PLAYER	REC.	YDS.	AVG.	LG	TD
9/11	vs. Washington	Tucker Kraft	6	124	20.7	57	1

### 300-YARD PASSERS

DATE	OPPONENT	PLAYER	ATT.	YDS.	COMP.	LG	TD
9/28	at Dallas	Jordan Love	43	337	31	46	3

## 2025 OPPONENTS BIG-YARDAGE GAMES

### 100-YARD PASS RECEIVERS

DATE	OPPONENT	PLAYER	REC.	YDS.	AVG.	LG	TD
9/28	at Dallas	George Pickens	8	134	16.8	28t	2

### 300-YARD PASSERS

DATE	OPPONENT	PLAYER	ATT.	YDS.	COMP.	LG	TD
9/28	at Dallas	Dak Prescott	40	319	31	34	3



# COMPLETIONS BY DISTANCE

## 2025 REGULAR SEASON

DATE	OPPONENT	QUARTERBACK	LOSS	0-9	10-19	20-29	30-39	40-49	50+
09/07	Detroit	Love	--	8	5 (2)	2	--	1	--
09/11	Washington	Love	--	7 (2)	9	1	1	--	1
09/21	at Cleveland	Love	1	12 (1)	3	--	2	--	--
09/28	at Dallas	Love	2	14 (2)	11 (1)	3	--	1	--
10/12	Cincinnati	--	--	--	--	--	--	--	--
10/19	at Arizona	--	--	--	--	--	--	--	--
10/26	at Pittsburgh	--	--	--	--	--	--	--	--
11/02	Carolina	--	--	--	--	--	--	--	--
11/10	Philadelphia	--	--	--	--	--	--	--	--
11/16	at N.Y. Giants	--	--	--	--	--	--	--	--
11/23	Minnesota	--	--	--	--	--	--	--	--
11/27	at Detroit	--	--	--	--	--	--	--	--
12/07	Chicago	--	--	--	--	--	--	--	--
12/14	at Denver	--	--	--	--	--	--	--	--
12/20	at Chicago	--	--	--	--	--	--	--	--
12/27	Baltimore	--	--	--	--	--	--	--	--
01/04	at Minnesota	--	--	--	--	--	--	--	--
<b>PLAYER TOTALS</b>		Love	3	41 (5)	28 (3)	6	3	2	1
<b>TEAM TOTALS</b>			3	41 (5)	28 (3)	6	3	2	1



# WEEKLY INDIVIDUAL STATISTICAL LEADERS

2025 REGULAR SEASON GREEN BAY PACKERS WEEK-BY-WEEK LEADERS (THROUGH WEEK 4)																			
		SCORING		PASSING YARDS		CARRIES		RUSHING YARDS		RECEPTIONS		RECEIVING YARDS		TACKLES		SOLO TACKLES		SACKS	
DATE	OPPONENT	PLAYER	NO.	PLAYER	NO.	PLAYER	NO.	PLAYER	NO.	PLAYER	NO.	PLAYER	NO.	PLAYER	NO.	PLAYER	NO.	PLAYER	NO.
09/07	Lions	B. McManus	9	J. Love	188	J. Jacobs	19	J. Jacobs	66	J. Reed	3	R. Doubs	68	E. Cooper	12	E. Cooper	8	R. Gary	1.5
09/11	Commanders	B. McManus	9	J. Love	292	J. Jacobs	23	J. Jacobs	84	T. Kraft	6	T. Kraft	124	E. Cooper	10	E. Cooper	7	R. Gary	1.0
09/21	at Browns	J. FitzPatrick	6	J. Love	183	J. Jacobs	16	J. Jacobs	30	J. Jacobs	5	M. Golden	52	Q. Walker	14	Q. Walker	6	R. Gary	2.0
09/28	at Cowboys	R. Doubs	18	J. Love	337	J. Jacobs	22	J. Jacobs	86	R. Doubs	6	J. Jacobs	71	Q. Walker	11	Q. Walker	6	M. Parsons	1.0
10/12	Bengals	--	--	--	--	--	--	--	--	--	--	--	--	--	--	--	--	--	--
10/19	at Cardinals	--	--	--	--	--	--	--	--	--	--	--	--	--	--	--	--	--	--
10/26	at Steelers	--	--	--	--	--	--	--	--	--	--	--	--	--	--	--	--	--	--
11/02	Panthers	--	--	--	--	--	--	--	--	--	--	--	--	--	--	--	--	--	--
11/10	Eagles	--	--	--	--	--	--	--	--	--	--	--	--	--	--	--	--	--	--
11/16	at Giants	--	--	--	--	--	--	--	--	--	--	--	--	--	--	--	--	--	--
11/23	Vikings	--	--	--	--	--	--	--	--	--	--	--	--	--	--	--	--	--	--
11/27	at Lions	--	--	--	--	--	--	--	--	--	--	--	--	--	--	--	--	--	--
12/07	Bears	--	--	--	--	--	--	--	--	--	--	--	--	--	--	--	--	--	--
12/14	at Broncos	--	--	--	--	--	--	--	--	--	--	--	--	--	--	--	--	--	--
12/20	at Bears	--	--	--	--	--	--	--	--	--	--	--	--	--	--	--	--	--	--
12/27	Ravens	--	--	--	--	--	--	--	--	--	--	--	--	--	--	--	--	--	--
01/04	at Vikings	--	--	--	--	--	--	--	--	--	--	--	--	--	--	--	--	--	--
MOST TIMES LED (INCLUDING TIES)		B. MCMANUS	2	J. LOVE	4	J. JACOBS	4	J. JACOBS	4	J. JACOBS R. DOUBS J. REED T. KRAFT	1	M. GOLDEN J. JACOBS R. DOUBS T. KRAFT	1	E. COOPER Q. WALKER	2	E. COOPER Q. WALKER	2	R. GARY	3

OPPONENTS																			
		SCORING		PASSING YARDS		CARRIES		RUSHING YARDS		RECEPTIONS		RECEIVING YARDS		TACKLES		SOLO TACKLES		SACKS	
DATE	OPPONENT	PLAYER	NO. PLAYER	NO. PLAYER	NO. PLAYER	NO. PLAYER	NO. PLAYER	NO. PLAYER	NO. PLAYER	NO. PLAYER	NO. PLAYER	NO. PLAYER	NO. PLAYER	NO. PLAYER	NO. PLAYER	NO. PLAYER	NO. PLAYER	NO. PLAYER	NO. PLAYER
09/07	Lions	J. Bates	7	J. Goff	225	D. Montgomery	11	D. Montgomery	25	J. Gibbs	10	S. LaPorta	79	J. Campbell	10	J. Campbell	5	--	--
09/11	Commanders	Z. Ertz D. Samuel Sr.	6	J. Daniels	200	A. Ekeler	8	A. Ekeler J. Daniels J. Croskey- Merritt	17	D. Samuel Sr.	7	Z. Ertz	64	B. Wagner	11	M. Lattimore M. Sainristil	5	D. Armstrong	1.0
09/21	at Browns	A. Szmyt	7	J. Flacco	142	Q. Judkins	18	Q. Judkins	94	D. Njoku	5	D. Njoku	40	G. Delpit C. Schwesinger	9	G. Delpit C. Schwesinger	6	M. Collins	1.5
09/28	at Cowboys	G. Pickens	12	D. Prescott	319	J. Williams	20	J. Williams	85	G. Pickens	8	G. Pickens	134	J. Sanborn	11	J. Sanborn D. Wilson R. Steward	6	J. Houston	1.0
10/12	Bengals	--	--	--	--	--	--	--	--	--	--	--	--	--	--	--	--	--	--
10/19	at Cardinals	--	--	--	--	--	--	--	--	--	--	--	--	--	--	--	--	--	--
10/26	at Steelers	--	--	--	--	--	--	--	--	--	--	--	--	--	--	--	--	--	--
11/02	Panthers	--	--	--	--	--	--	--	--	--	--	--	--	--	--	--	--	--	--
11/10	Eagles	--	--	--	--	--	--	--	--	--	--	--	--	--	--	--	--	--	--
11/16	at Giants	--	--	--	--	--	--	--	--	--	--	--	--	--	--	--	--	--	--
11/23	Vikings	--	--	--	--	--	--	--	--	--	--	--	--	--	--	--	--	--	--
11/27	at Lions	--	--	--	--	--	--	--	--	--	--	--	--	--	--	--	--	--	--
12/07	Bears	--	--	--	--	--	--	--	--	--	--	--	--	--	--	--	--	--	--
12/14	at Broncos	--	--	--	--	--	--	--	--	--	--	--	--	--	--	--	--	--	--
12/20	at Bears	--	--	--	--	--	--	--	--	--	--	--	--	--	--	--	--	--	--
12/27	Ravens	--	--	--	--	--	--	--	--	--	--	--	--	--	--	--	--	--	--
01/04	at Vikings	--	--	--	--	--	--	--	--	--	--	--	--	--	--	--	--	--	--

# TURNOVER CHART

## 2025 REGULAR SEASON - DEFENSIVE TAKEAWAYS

DATE	OPPONENT	TAKEAWAY	QTR.	SCORE	YD-LINE	RESULT
09/07	Detroit	E. Williams INT (J. Goff)	2	17-3	GB-13	Punt
09/11	Washington	None				
09/21	at Cleveland	X. McKinney INT (J. Flacco)	2	3-0	GB-9	End of Half
09/28	at Dallas	None				
10/12	--	--	--	--	--	--
10/19	--	--	--	--	--	--
10/26	--	--	--	--	--	--
11/02	--	--	--	--	--	--
11/10	--	--	--	--	--	--
11/16	--	--	--	--	--	--
11/23	--	--	--	--	--	--
11/27	--	--	--	--	--	--
12/07	--	--	--	--	--	--
12/14	--	--	--	--	--	--
12/20	--	--	--	--	--	--
12/27	--	--	--	--	--	--
01/04	--	--	--	--	--	--

## 2025 REGULAR SEASON - OFFENSIVE GIVEAWAYS

DATE	OPPONENT	TAKEAWAY	QTR.	SCORE	YD-LINE	RESULT
09/07	Detroit	None				
09/11	Washington	None				
09/21	at Cleveland	J. Love INT (G. Delpit)	4	10-3	GB-29	TD
09/28	at Dallas	J. Love fumble (J. Houston FF; J. Houston FR)	2	13-7	GB-15	TD
10/12	--	--	--	--	--	--
10/19	--	--	--	--	--	--
10/26	--	--	--	--	--	--
11/02	--	--	--	--	--	--
11/10	--	--	--	--	--	--
11/16	--	--	--	--	--	--
11/23	--	--	--	--	--	--
11/27	--	--	--	--	--	--
12/07	--	--	--	--	--	--
12/14	--	--	--	--	--	--
12/20	--	--	--	--	--	--
12/27	--	--	--	--	--	--
01/04	--	--	--	--	--	--

## 2025 REGULAR SEASON - TURNOVERS

<b>Offense:</b>	2 Giveaways 14 Points (2 TD, 0 FG)	<b>Ratio</b> 0 (2 takes, 2 gives)
<b>Defense:</b>	2 Takeaways 0 Points (0 TD, 0 FG)	
<b>Special Teams:</b>	0 Giveaways 0 Points (0 TD, 0 FG)	<b>Points Off Turnovers Ratio</b> -14 (0 scored, 14 allowed)
	0 Takeaways 0 Points (0 TD, 0 FG)	

# TAKEAWAY/GIVEAWAY CHART

DATE	OPPONENT	GB +/- RATIO	GB TAKES	POINTS OFF TAKES	GB GIVES	POINTS OFF GIVES	POINTS OFF TO RATIO
09/07	Detroit	+1	1 (0 FUM, 1 INT)	0	0 (0 FUM, 0 INT)	0	0
09/11	Washington	0	0 (0 FUM, 0 INT)	0	0 (0 FUM, 0 INT)	0	0
09/21	at Cleveland	0	1 (0 FUM, 1 INT)	0	1 (0 FUM, 1 INT)	7	-7
09/28	at Dallas	-1	0 (0 FUM, 0 INT)	0	1 (1 FUM, 0 INT)	7	-7
10/12		--	--	--	--	--	--
10/19		--	--	--	--	--	--
10/26		--	--	--	--	--	--
11/02		--	--	--	--	--	--
11/10		--	--	--	--	--	--
11/16		--	--	--	--	--	--
11/23		--	--	--	--	--	--
11/27		--	--	--	--	--	--
12/07		--	--	--	--	--	--
12/14		--	--	--	--	--	--
12/20		--	--	--	--	--	--
12/27		--	--	--	--	--	--
01/04		--	--	--	--	--	--
TOTALS		0	2 (0 FUM, 2 INT)	0	2 (1 FUM, 1 INT)	14	-14

# TEAM HIGHS AND LOWS

2025 REGULAR SEASON GREEN BAY PACKERS OFFENSIVE HIGHS AND LOWS  
(THROUGH WEEK 4)

HIGH	DATE	OPPONENT	CATEGORY	OPPONENT	DATE	LOW
40	9/28	at Dallas	Points	at Cleveland	9/21	10
17	9/28	at Dallas	Points in a Quarter	vs. Detroit	9/7	0
24	9/28	at Dallas	Points in a Half	at Cleveland	9/21	3
5	9/28	at Dallas	Total Touchdowns	at Cleveland	9/21	1
79	9/28	at Dallas	Total Plays	vs. Detroit	9/7	47
489	9/28	at Dallas	Total Net Yards	at Cleveland	9/21	230
32	9/28	at Dallas	Total First Downs	vs. Detroit	9/7	14
11	9/28	at Dallas	First Downs Rushing	at Cleveland	9/21	4
16	9/28	at Dallas	First Downs Passing	at Cleveland	9/21	8
5	9/28	at Dallas	First-Down Penalties	vs. Detroit	9/7	2
71.4%	9/28	at Dallas	Third-Down Efficiency	vs. Washington	9/11	40.0%
6.4	9/11	vs. Washington	Average Yards Per Play	at Cleveland	9/21	3.8
164	9/28	at Dallas	Total Net Yards Rushing	vs. Detroit	9/7	78
35	9/28	at Dallas	Rushing Attempts	vs. Detroit	9/7	25
4.7	9/28	at Dallas	Rushing Average Yards	at Cleveland	9/21	2.6
2	9/28	at Dallas	Rushing Touchdowns	at Cleveland	9/21	0
325	9/28	at Dallas	Total Net Yards Passing	at Cleveland	9/21	149
43	9/28	at Dallas	Passing Attempts	vs. Detroit	9/7	22
31	9/28	at Dallas	Passing Completions	vs. Detroit	9/7	16
3	9/28	at Dallas	Passing Touchdowns	at Cleveland	9/21	1
8.5	9/7	vs. Detroit	Passing Yards Average	at Cleveland	9/21	5
1	9/21	at Cleveland	Passes Thrown for Interception	vs. Detroit	9/7	0
5	9/21	at Cleveland	Times Sacked	vs. Washington	9/11	0
5	9/21	at Cleveland	QB Sacks	vs. Detroit	9/7	0
34	9/21	at Cleveland	Sack Yards Lost	vs. Detroit	9/7	0
5	9/21	at Cleveland	Total Punts	at Dallas	9/28	2
265	9/21	at Cleveland	Total Punt Yards	at Dallas	9/28	83
54.7	9/7	vs. Detroit	Punt Gross Average Yards	at Dallas	9/28	41.5
48.3	9/7	vs. Detroit	Punt Net Average Yards	vs. Washington	9/11	35.8
3	9/7	vs. Detroit	Punt Returns	at Cleveland	9/21	2
32	9/7	vs. Detroit	Punt Return Yards	vs. Washington	9/11	1
10.7	9/7	vs. Detroit	Punt Return Yards Average	vs. Washington	9/11	0.3
3	9/21	at Cleveland	Kickoff Returns	vs. Detroit	9/7	2
84	9/28	at Dallas	Kickoff Return Yards	vs. Washington	9/11	39
14	9/21	at Cleveland	Total Penalties	vs. Detroit	9/7	4
77	9/11	vs. Washington	Penalty Yards	vs. Detroit	9/7	40
1	9/21	at Cleveland	Total Fumbles	vs. Detroit	9/7	0
1	9/28	at Dallas	Fumbles Lost	vs. Washington	9/11	0
35:33	9/28	at Dallas	Time of Possession	vs. Washington	9/11	24:35
1	9/21	at Cleveland	Turnovers	vs. Detroit	9/7	0
93,353	9/28	at Dallas	Attendance	vs. Washington	9/11	65,470

# TEAM HIGHS AND LOWS

2025 REGULAR SEASON GREEN BAY PACKERS DEFENSIVE HIGHS AND LOWS  
(THROUGH WEEK 4)

HIGH	DATE	OPPONENT	CATEGORY	OPPONENT	DATE	LOW
40	9/28	at Dallas	Points	vs. Detroit	9/7	13
16	9/28	at Dallas	Points in a Quarter	at Cleveland	9/21	0
21	9/28	at Dallas	Points in a Half	vs. Detroit	9/7	0
5	9/28	at Dallas	Total Touchdowns	vs. Washington	9/11	1
67	9/28	at Dallas	Total Plays	at Cleveland	9/21	57
436	9/28	at Dallas	Total Net Yards	at Cleveland	9/21	221
26	9/28	at Dallas	Total First Downs	vs. Washington	9/11	15
8	9/28	at Dallas	First Downs Rushing	at Cleveland	9/21	2
17	9/28	at Dallas	First Downs Passing	vs. Detroit	9/7	7
3	9/21	at Cleveland	First-Down Penalties	at Cleveland	9/21	1
36.4%	9/28	at Dallas	Third-Down Efficiency	at Dallas	9/28	30.8%
6.5	9/28	at Dallas	Average Yards Per Play	vs. Washington	9/11	3.5
117	9/28	at Dallas	Total Net Yards Rushing	vs. Detroit	9/7	46
26	9/28	at Dallas	Rushing Attempts	vs. Washington	9/11	19
5.1	9/21	at Cleveland	Rushing Average Yards	at Cleveland	9/21	2.1
2	9/28	at Dallas	Rushing Touchdowns	vs. Detroit	9/7	0
319	9/28	at Dallas	Total Net Yards Passing	vs. Washington	9/11	125
42	9/11	vs. Washington	Passing Attempts	at Cleveland	9/21	36
31	9/7	vs. Detroit	Passing Completions	at Cleveland	9/21	21
3	9/28	at Dallas	Passing Touchdowns	at Cleveland	9/21	0
7.8	9/28	at Dallas	Passing Yards Average	at Cleveland	9/21	3.3
1	9/7	vs. Detroit	Passes Thrown for Interception	vs. Washington	9/11	0
4	9/7	vs. Detroit	Times Sacked	at Dallas	9/28	1
4	9/7	vs. Detroit	QB Sacks	at Dallas	9/28	1
25	9/7	vs. Detroit	Sack Yards Lost	at Dallas	9/28	0
6	9/21	at Cleveland	Total Punts	vs. Detroit	9/7	3
291	9/21	at Cleveland	Total Punt Yards	vs. Detroit	9/7	142
48.5	9/21	at Cleveland	Punt Gross Average Yards	vs. Washington	9/11	46.8
46.5	9/11	vs. Washington	Punt Net Average Yards	vs. Detroit	9/7	36.7
3	9/11	vs. Washington	Punt Returns	at Dallas	9/28	0
50	9/11	vs. Washington	Punt Return Yards	at Dallas	9/28	0
16.7	9/11	vs. Washington	Punt Return Yards Average	at Dallas	9/28	0.0
6	9/28	at Dallas	Kickoff Returns	at Cleveland	9/21	2
175	9/28	at Dallas	Kickoff Return Yards	at Cleveland	9/21	55
11	9/28	at Dallas	Total Penalties	vs. Washington	9/11	5
95	9/28	at Dallas	Penalty Yards	vs. Washington	9/11	30
0	9/7	vs. Detroit	Total Fumbles	vs. Detroit	9/7	0
0	9/7	vs. Detroit	Fumbles Lost	vs. Washington	9/11	0
35:25	9/7	vs. Detroit	Time of Possession	at Cleveland	9/21	25:46
1	9/7	vs. Detroit	Turnovers	vs. Washington	9/11	0
93,353	9/28	at Dallas	Attendance	at Dallas	9/28	65,470

# INDIVIDUAL SINGLE-GAME HIGHS

## 2025 REGULAR SEASON PACKERS INDIVIDUAL SINGLE-GAME HIGHS

<b>Touchdowns</b>	3	Romeo Doubs	at Cowboys	09/28	2	George Pickens	at Cowboys	09/28
<b>Passes Attempted</b>	43	Jordan Love	at Cowboys	09/28	42	Jayden Daniels	vs. Commanders	09/11
<b>Passes Completed</b>	31	Jordan Love	at Cowboys	09/28	31	Dak Prescott	at Cowboys	09/28
<b>Completion Percentage</b>	72.7	Jordan Love	vs. Lions	09/07		Jared Goff	vs. Lions	09/07
<b>Passing Yards</b>	337	Jordan Love	at Cowboys	09/28	319	Dak Prescott	at Cowboys	09/28
<b>Yards Per Attempt</b>	9.4	Jordan Love	vs. Commanders	09/11	8.0	Dak Prescott	at Cowboys	09/28
<b>Touchdown Passes</b>	3	Jordan Love	at Cowboys	09/28	3	Dak Prescott	at Cowboys	09/28
<b>Passer Rating</b>	128.6	Jordan Love	vs. Lions	09/07	124.9	Dak Prescott	at Cowboys	09/28
<b>Pass Receptions</b>	6	Romeo Doubs	at Cowboys	09/28	10	Jahmyr Gibbs	vs. Lions	09/07
		Tucker Kraft	vs. Commanders	09/11				
<b>Receiving Yards</b>	124	Tucker Kraft	vs. Commanders	09/11	134	George Pickens	at Cowboys	09/28
<b>Touchdown Receptions</b>	3	Romeo Doubs	at Cowboys	09/28	2	George Pickens	at Cowboys	09/28
<b>Rushing Yards</b>	86	Josh Jacobs	at Cowboys	09/28	94	Quinshon Judkins	at Browns	09/21
<b>Rushing Attempts</b>	23	Josh Jacobs	vs. Commanders	09/11	20	Javonte Williams	at Cowboys	09/28
<b>Rushing Average</b>	5.5	Emanuel Wilson	at Cowboys	09/28	5.2	Quinshon Judkins	at Browns	09/21
<b>Rushing Touchdowns</b>	2	Josh Jacobs	at Cowboys	09/28	1	Dak Prescott	at Cowboys	09/28
						Javonte Williams	at Cowboys	09/28
						Quinshon Judkins	at Browns	09/21
<b>Yards From Scrimmage</b>	157	Josh Jacobs	at Cowboys	09/28	134	George Pickens	at Cowboys	09/28
<b>Combined Net Yards</b>	157	Josh Jacobs	at Cowboys	09/28	209	KaVontae Turpin	at Cowboys	09/28
<b>Interceptions Made</b>	1	Xavier McKinney	at Browns	09/21	1	Grant Delpit	at Browns	09/21
		Evan Williams	vs. Lions	09/07				
<b>Interceptions Thrown</b>	1	Jordan Love	at Browns	09/21	1	Joe Flacco	at Browns	09/21
<b>INT Return Yards</b>					25	Jared Goff	vs. Lions	09/07
<b>Tackles</b>	14	Quay Walker	at Browns	09/21	11	Grant Delpit	at Browns	09/21
						Jack Sanborn	at Cowboys	09/28
						Bobby Wagner	vs. Commanders	09/11
<b>Sacks</b>	2.0	Rashan Gary	at Browns	09/21	1.5	Maliek Collins	at Browns	09/21
<b>Punts</b>	5	Daniel Whelan	at Browns	09/21	6	Corey Bojorquez	at Browns	09/21
<b>Punts Inside the 20</b>	2	Daniel Whelan	at Cowboys	09/28	3	Tress Way	vs. Commanders	09/11
			vs. Lions	09/07				
<b>Punting Average</b>	54.7	Daniel Whelan	vs. Lions	09/07	48.5	Corey Bojorquez	at Browns	09/21
<b>Punt Returns</b>	2	Matthew Golden	at Cowboys	09/28	3	Jaylin Lane	vs. Commanders	09/11
		Matthew Golden	at Browns	09/21				
		Keisean Nixon	vs. Commanders	09/11				
		Jayden Reed	vs. Lions	09/07				
<b>Punt Return Yards</b>	21	Jayden Reed	vs. Lions	09/07	50	Jaylin Lane	vs. Commanders	09/11
<b>Kickoff Returns</b>	3	Savion Williams	at Browns	09/21	6	KaVontae Turpin	at Cowboys	09/28
<b>Kickoff Return Yards</b>	78	Savion Williams	at Browns	09/21	175	KaVontae Turpin	at Cowboys	09/28
<b>Field Goals Attempted</b>	3	Brandon McManus	vs. Commanders	09/11	3	Matt Gay	vs. Commanders	09/11
<b>Field Goals Made</b>	2	Brandon McManus	at Cowboys	09/28	2	Andre Szmyt	at Browns	09/21
		Brandon McManus	vs. Commanders	09/11		Jake Bates	vs. Lions	09/07
		Brandon McManus	vs. Lions	09/07				

## 2025 REGULAR SEASON GREEN BAY PACKERS LONGEST PLAYS

<b>Run From Scrimmage</b>	25	Jordan Love	at Cowboys	09/28	38	Quinshon Judkins	at Browns	09/21
<b>Touchdown Run</b>	18	Josh Jacobs	at Cowboys	09/28	2	Dak Prescott	at Cowboys	09/28
<b>Passing Long</b>	57	Jordan Love	vs. Commanders	09/11	34	Dak Prescott	at Cowboys	09/28
<b>Touchdown Pass Long</b>	17	Jordan Love	vs. Lions	09/07	28	Dak Prescott	at Cowboys	09/28
<b>Pass Reception</b>	57	Tucker Kraft	vs. Commanders	09/11	34	Jalen Tolbert	at Cowboys	09/28
<b>Touchdown Reception</b>	17	Jayden Reed	vs. Lions	09/07	28	George Pickens	at Cowboys	09/28
<b>Interception Return</b>					25	Grant Delpit	at Browns	09/21
<b>Punt Return</b>	20	Jayden Reed	vs. Lions	09/07	24	Jaylin Lane	vs. Commanders	09/11
<b>Kickoff Return</b>	35	Savion Williams	at Browns	09/21	50	Deebo Samuel Sr.	vs. Commanders	09/11
<b>Punt</b>					58	Corey Bojorquez	at Browns	09/21
<b>Field Goal</b>	56	Brandon McManus	vs. Commanders	09/11	55	Andre Szmyt	at Browns	09/21
<b>Field Goal Attempt</b>	56	Brandon McManus	vs. Commanders	09/11	58	Matt Gay	vs. Commanders	09/11





# TEAM RECORD WHEN...

## PACKERS REGULAR SEASON RECORD WHEN...

CATEGORY	2025		CATEGORY	2025	
	SEASON	FROM 1992		SEASON	FROM 1992
	W-L-T	W-L-T		W-L-T	W-L-T
PACKERS AT HOME	2-0	201-65-2	ON SUNDAY NIGHT	0-0-1	37-18-1
PACKERS ON THE ROAD	0-1-1	135-132-1	ON THURSDAY NIGHT	1-0	16-13
PACKERS ON GRASS	2-1	275-118-2	ON MONDAY NIGHT	0-0	31-24
PACKERS ON ARTIFICIAL TURF	0-0-1	61-79-1	ON SATURDAY	0-0	6-1
PACKERS IN DOMES	0-0	45-47			
PACKERS OUTDOORS	2-1	278-143-2	KICKOFF AT 12:00 CDT	0-1	171-96-2
			KICKOFF AT 3:00/3:05/3:15/3:35 CDT	1-0	74-43
PACKERS SCORE FIRST	2-1-1	218-78-3			
OPPONENT SCORES FIRST	0-0	116-119	VS. NFC	2-0-1	253-143-3
			VS. OWN DIVISION OVERALL	1-0	142-75-2
PACKERS LEAD AFTER 1ST QUARTER	2-0-1	189-54-2	VS. OWN DIVISION AT HOME	1-0	81-27-2
PACKERS TRAIL AFTER 1ST QUARTER	0-0	70-93	VS. OWN DIVISION ON THE ROAD	0-0	61-48
PACKERS LEAD AT HALFTIME	2-1	257-49-2	VS. AFC	0-1	83-54
PACKERS TRAIL AT HALFTIME	0-0-1	62-128-2			
SCORE TIED AT HALFTIME	0-0	17-19	OPPONENTS HAVE 100-YARD RUSHER	0-0	59-62-1
PACKERS LEAD AFTER 3RD QUARTER	2-1	283-34-2	WITH A 300-YARD PASSER	0-0-1	87-42-1
PACKERS TRAIL AFTER 3RD QUARTER	0-0-1	35-155-2	VERSUS A 100-YARD RECEIVER	0-0-1	99-71-3
GAME GOES TO OVERTIME	0-0-1	13-9-3	VERSUS A 300-YARD PASSER	0-0-1	53-36-3
			WITH A 100-YARD RECEIVER	1-0	69-47
PACKERS HAVE 100-YARD RUSHER	0-0	93-21-1			
PACKERS HAVE 300 NET PASSING YARDS	0-0-1	86-42-1			
PACKERS HAVE 100-YARD RECEIVER	1-0	151-64			

# THE LAST TIME

## BY PACKERS

## BY OPPONENT

### PASSING

* Never Has Happened *	500+ YARDS PASSING	503 yards, Philip Rivers vs. San Diego, 10/18/15
43 att., Jordan Love @ Dallas, 09/28/25	40+ PASS ATTEMPTS	40 att., Dak Prescott @ Dallas, 09/28/25
54 att., Jordan Love vs. Minnesota, 09/29/24	50+ PASS ATTEMPTS	53 att., Mitchell Trubisky vs. Chicago, 12/15/19
429 yards, Aaron Rodgers vs. Oakland, 10/20/19	400+ YARDS PASSING	463 yards, Dak Prescott @ Dallas, 10/06/19
337 yards, Jordan Love @ Dallas, 09/28/25	300+ YARDS PASSING	319 yards, Dak Prescott @ Dallas, 09/28/25
* Never Has Happened *	SEVEN TOUCHDOWN PASSES	* Never Has Happened *
6 tds, Aaron Rodgers (1, 4, 73, 40, 56, 18) vs. Chicago, 11/09/14	SIX TOUCHDOWN PASSES	6 tds, Tommy Kramer (23, 13, 36, 2, 17, 7) @ Minnesota, 09/28/86
5 tds, Aaron Rodgers vs. Oakland, 10/20/19	FIVE TOUCHDOWN PASSES	5 tds, Jameis Winston @ New Orleans, 09/12/21
4 tds, Jordan Love: (5, 10, 44, 20) vs. Arizona, 10/13/24	FOUR TOUCHDOWN PASSES	4 tds, Baker Mayfield: (19, 26, 2, 52) vs. Tampa Bay, 12/17/23
3 tds, Jordan Love: (2, 1, 15) @ Dallas, 09/28/25	THREE TOUCHDOWN PASSES	3 tds, Dak Prescott: (15, 8, 28) @ Dallas, 09/28/25
* Never Has Happened *	SEVEN INTERCEPTIONS THROWN	* Never Has Happened *
6, Tom O'Malley vs. Detroit, 09/17/50	SIX INTERCEPTIONS THROWN	6, Don Horn vs. Denver, 09/26/71
5 ints, Brett Favre @ Cincinnati, 10/30/05	FIVE INTERCEPTIONS THROWN	5 ints, Russell Wilson vs. Seattle, 12/11/16
4 ints, Brett Favre vs. Chicago, 12/25/05	FOUR INTERCEPTIONS THROWN	4 ints, Baker Mayfield vs. Cleveland, 12/25/21
3 ints, Jordan Love vs. Minnesota, 09/29/24	THREE INTERCEPTIONS THROWN	3 ints, Anthony Richardson Sr. vs. Indianapolis, 09/15/24
2 ints, Jordan Love vs. Houston, 10/20/24	TWO INTERCEPTIONS THROWN	2 ints, Will Lewis @ Tennessee, 09/22/24

### RUSHING

* Never Has Happened *	300+ YARDS RUSHING	* Never Has Happened *
218 yards, Ahman Green vs. Denver, 12/28/03	200+ YARDS RUSHING	210 yards, Adrian Peterson vs. Minnesota, 12/02/12
151 yards, Josh Jacobs vs. Indianapolis, 09/15/24	150-199 YARDS RUSHING	157 yards, Jalen Hurts @ Philadelphia, 11/27/22
106 yards, Josh Jacobs vs. San Francisco, 11/24/24	100+ YARDS RUSHING	115 yards, Joe Mixon vs. Houston, 10/20/24
106 yards, Josh Jacobs vs. San Francisco, 11/24/24	100-149 YARDS RUSHING	115 yards, Joe Mixon vs. Houston, 10/20/24
106 yards/106 yards, DeShawn Wynn/Ryan Grant vs. Detroit, 12/28/08	TWO 100-YARD RUSHERS	157 yards/143 yards, Jalen Hurts/Miles Sanders @ Philadelphia, 11/27/22
86 yards, Josh Jacobs @ Dallas, 09/28/25	75+ YARDS RUSHING	85 yards, Javonte Williams @ Dallas, 09/28/25
66 yards, Josh Jacobs vs. Detroit, 09/07/25	50-74 YARDS RUSHING	65 yards, D'Andre Swift vs. Chicago, 01/05/25
* Never Has Happened *	FIVE TOUCHDOWNS RUSHING	* Never Has Happened *
4 tds, Aaron Jones: (18, 3, 5, 1) @ Dallas, 10/06/19	FOUR TOUCHDOWNS RUSHING	4 tds, DeAngelo Williams: (1, 1, 1, 1) vs. Carolina, 11/30/08
3 tds, Josh Jacobs: (1, 6, 4) @ Detroit, 12/05/24	THREE TOUCHDOWNS RUSHING	3 tds, David Montgomery: (3, 2, 1) vs. Detroit, 09/28/23
2 tds, Josh Jacobs: (1, 18) @ Dallas, 09/28/25	TWO TOUCHDOWNS RUSHING	2 tds, Joe Mixon: (2, 4) vs. Houston, 10/20/24
Brandon Jackson: (6, 4)/Ryan Grant: (3, 56) vs. Seattle, 12/27/09	TWO PLAYERS WITH TWO TDS RUSHING	Tony Dorsett (9, 33)/Robert Newhouse (14, 3) vs. Dallas, 11/12/78
1 td, Edgar Bennett (3, 1, 13)/Reggie Cobb (9)/ Brett Favre (36) @ Chicago, 10/31/94	THREE PLAYERS WITH ONE TD RUSHING	1 td, Alfred Anderson (8)/Ted Brown (12)/Darrin Nelson (12) vs. Minnesota, 12/07/86
32 att., Josh Jacobs vs. Indianapolis, 09/15/24	30+ RUSHING ATTEMPTS	32 att., David Montgomery vs. Detroit, 09/28/23
* Never Has Happened *	40+ RUSHING ATTEMPTS	40 att., Shaun Alexander @ Seattle, 11/27/06
* Never Has Happened *	400+ YARDS RUSHING (TEAM)	* Never Has Happened *
303 yards, Green Bay 37, Baltimore Colts 14 @ Green Bay, 10/18/53	300+ YARDS RUSHING (TEAM)	363 yards, Philadelphia 40, Green Bay 33 @ Philadelphia, 11/27/22
261 yards, Green Bay 16, Indianapolis 10 vs. Indianapolis, 09/15/24	200+ YARDS RUSHING (TEAM)	363 yards, Philadelphia 40, Green Bay 33 @ Philadelphia, 11/27/22

### RECEIVING

123 yards/115 yards, Marquez Valdes-Scantling/Davante Adams @ Minnesota, 11/21/21	TWO 100-YARD RECEIVERS	143 yards/103 yards, Jaylen Waddle/Tyreek Hill @ Miami, 12/25/22
124 yards, Tucker Kraft vs. Washington, 09/11/25	100+ YARDS RECEIVING	134 yards, George Pickens @ Dallas, 09/28/25
206 yards, Davante Adams @ Cincinnati, 10/10/21	200+ YARDS RECEIVING	226 yards, Amari Cooper @ Dallas, 10/06/19
* Never Has Happened *	300+ YARDS RECEIVING	* Never Has Happened *
* Never Has Happened *	FIVE TOUCHDOWN RECEPTIONS	* Never Has Happened *
4 tds, Sterling Sharpe (1, 36, 30, 5) @ Dallas, 11/24/94	FOUR TOUCHDOWN RECEPTIONS	* Never Has Happened *
3 tds, Romeo Doubs: (2, 1, 15) @ Dallas, 09/28/25	THREE TOUCHDOWN RECEPTIONS	3 tds, Vincent Jackson: (23, 5, 29) @ San Diego, 11/06/11
2 tds, Romeo Doubs: (13, 22) @ Seattle, 12/15/24	TWO TOUCHDOWN RECEPTIONS	2 tds, George Pickens: (15, 28) @ Dallas, 09/28/25



# THE LAST TIME

Randall Cobb: (22, 3)/Jordy Nelson: (3, 11) @ Chicago, 09/28/14	TWO PLAYERS WITH TWO TD RECEPTIONS	Hassan Jones (36, 17)/Steven Jordan (23, 2) @ Minnesota, 09/28/86
150 yards, Christian Watson @ Chicago, 11/17/24	150+ YARDS RECEIVING	155 yards, Chris Godwin Jr. vs. Tampa Bay, 12/17/23
10, Robert Tonyan vs. N.Y. Jets, 10/16/22	10 OR MORE RECEPTIONS	10, Jahmyr Gibbs vs. Detroit, 09/07/25
COMBINED YARDS		
111 yards/316 yards, Aaron Jones/Jordan Love vs. Chicago, 01/07/24	100-YARD RUSHER AND 300-YARD PASSER	108 yards/307 yards, Christian McCaffrey/Kyle Allen vs. Carolina, 11/10/19
139 yards/389 yards, Jayden Reed/Jordan Love vs. Minnesota, 09/23/24	100-YARD RECEIVER AND 300-YARD PASSER	134 yards/319 yards, George Pickens/Dak Prescott @ Dallas, 09/28/25
111 yards/112 yards, Aaron Jones/Jayden Reed vs. Chicago, 01/07/24	100-YARD RUSHER AND 100-YARD RECEIVER	109 yards/119 yards, Saquon Barkley/A.J. Brown @ Philadelphia, 09/06/24
111 yards/316 yards/112 yards, Aaron Jones/Jordan Love/Jayden Reed vs. Chicago, 01/07/24	100-YARD RUSHER, 300-YARD PASSER, 100-YARD RECEIVER	108 yards/307 yards/120 yards, Christian McCaffrey/Kyle Allen/DJ Moore vs. Carolina, 11/10/19
132 yards/178/128 yards, James Starks/James Jones/Randall Cobb vs. Washington, 09/15/13	100-YARD RUSHER/TWO 100-YARD RECEIVERS	137 yards/116/102 yards, Rob Kelley/Pierre Garcon/Jamison Crowder @ Washington, 11/20/16
123/115 yards/385 yards, Marquez Valdes-Scantling/Davante Adams/Aaron Rodgers @ Minnesota, 11/21/21	TWO 100-YARD RECEIVERS/300-YARD PASSER	143/103 yards/310 yards, Jaylen Waddle/Tyreek Hill/Tua Tagovailoa @ Miami, 12/25/22
DEFENSE		
35 yards, Jaire Alexander: (:58) (Shotgun) 8-W Lewis pass short right intended for 10-D.Hopkins INTERCEPTED by 23-J.Alexander at TEN 35. 23-J.Alexander for 35 yards, TOUCHDOWN. @ Tennessee, 09/22/24	INTERCEPTED PASS RETURNED FOR A TOUCHDOWN	27 yards, Kerby Joseph: (:42) (No Huddle, Shotgun) 10-J.Love pass short right intended for 8-J.Jacobs INTERCEPTED by 31-K.Joseph [34-A.Anzalone] at GB 27. 31-K.Joseph for 27 yards, TOUCHDOWN vs. Detroit, 11/03/24
27 yards, Jonathan Owens: (2:23) (Shotgun) 16-J.Goff sacked at DET 19 for -4 yards (52-R.Gary). FUMBLES (52-R.Gary) [52-R.Gary], RECOVERED by GB-34-J.Owens at DET 27. 34-J.Owens for 27 yards, TOUCHDOWN. The Replay Official reviewed the fumble ruling, and the play was Upheld. The ruling on the field stands. @ Detroit, 11/23/23	FUMBLE RETURNED FOR A TOUCHDOWN	15 yards, Desmond Trufant: (14:17) (Shotgun) 12-A.Rodgers sacked at GB 21 for -9 yards (44-V.Beasley). FUMBLES (44-V.Beasley) [44-V.Beasley], RECOVERED by ATL-21-D.Trufant at GB 15. 21-D.Trufant for 15 yards, TOUCHDOWN. The Replay Official reviewed the backward pass ruling, and the play was Upheld. The ruling on the field stands. @ Atlanta, 09/17/17
Joshiah Deguara: (:15) (Punt formation) 6-J.Gillan left end ran oh in End Zone for -3 yards, SAFETY (81-J.Deguara). Penalty on NYG-27-J.Pinnock, Offensive Holding, declined. vs. N.Y. Giants, 10/09/22	SAFETY SCORED	Mark Barron: (2:54) 33-A.Jones up the middle tackled in End Zone for -1 yards, SAFETY (26-M.Barron). @ L.A. Rams, 10/28/18
Green Bay 34, New Orleans 0 vs. New Orleans, 12/23/24	SHUTOUT	Detroit 31, Green Bay 0 vs. Detroit, 12/30/18
* Never Has Happened *	SIX-SACK GAME	* Never Has Happened *
5.0 sk, Vonnie Holliday vs. Buffalo, 12/22/02	FIVE-SACK GAME	5.0 sk, Antwan Odom vs. Cincinnati, 09/20/09
4.0 sk, Kabeer Gbaja-Biamila @ Chicago, 01/02/05	FOUR-SACK GAME	4.0 sk, Chris Clemons @ Seattle, 09/24/12
3.0 sk, Rashan Gary @ Detroit, 11/23/23	THREE-SACK GAME	3.0 sk, Ezekiel Ansah @ Detroit, 12/31/17
2.0 sk, Rashan Gary @ Cleveland, 09/21/25	TWO-SACK GAME	2.0 sk, Leonard Floyd vs. San Francisco, 11/24/24
* Never Has Happened *	TWO INTERCEPTIONS BY TEAMMATES	Deltha O'Neal: (0, 21)/Odell Thurman: (0, 10) @ Cincinnati, 10/30/05
2 fr, Morgan Burnett @ Detroit, 11/28/13	TWO OPPONENT FUMBLE RECOVERIES	2 fr, Eric Kendricks @ Minnesota, 12/23/19
75t yards, Darnell Savage vs. Minnesota, 01/01/23	70+ YARD INTERCEPTION RETURN	75t yards, William Jackson III vs. Cincinnati, 09/24/17
2 ints, Rudy Ford vs. Dallas, 11/13/22	TWO INTERCEPTIONS	2 ints, Robert Spillane @ Las Vegas, 10/09/23
3 ints, Tom Flynn vs. Detroit, 10/28/84	THREE INTERCEPTIONS	3 ints, Vencie Glenn @ Minnesota, 12/27/92
4 ints, Willie Buchanon @ San Diego, 09/24/78	FOUR INTERCEPTIONS	* Never Has Happened *
24 yards, Detroit 40, Green Bay 10 @ Detroit, 11/28/13	LESS THAN 25 RUSHING YARDS	16 yards, Green Bay 20, Tampa Bay 3 @ Tampa Bay, 12/21/14
27 yards, Detroit 34, Green Bay 20 vs. Detroit, 09/28/23	LESS THAN 50 RUSHING YARDS	46 yards, Green Bay 27, Detroit 13 vs. Detroit, 09/07/25
96 yards, Cleveland 13, Green Bay 10 @ Cleveland, 09/21/25	LESS THAN 100 RUSHING YARDS	81 yards, Cleveland 13, Green Bay 10 @ Cleveland, 09/21/25
* Never Has Happened *	LESS THAN 50 NET PASSING YARDS	48 yards, Green Bay 27, Chicago 10 vs. Chicago, 09/18/22
96 yards, Green Bay 24, Carolina 16 vs. Carolina, 12/19/20	LESS THAN 100 NET PASSING YARDS	55 yards, Green Bay 24, Houston 22 vs. Houston, 10/20/24
149 yards, Cleveland 13, Green Bay 10 @ Cleveland, 09/21/25	LESS THAN 150 NET PASSING YARDS	125 yards, Cleveland 13, Green Bay 10 @ Cleveland, 09/21/25
139 yards, Green Bay 23, Minnesota 10 @ Minnesota, 12/23/19	LESS THAN 150 YARDS NET OFFENSE	140 yards, Denver 29, Green Bay 10 @ Denver, 11/01/15
196 yards, Green Bay 34, New Orleans 0 vs. New Orleans, 12/23/24	LESS THAN 200 YARDS NET OFFENSE	198 yards, San Francisco 37, Green Bay 8 @ San Francisco, 11/24/19
221 yards, Cleveland 13, Green Bay 10 @ Cleveland, 09/21/25	LESS THAN 300 YARDS NET OFFENSE	230 yards, Cleveland 13, Green Bay 10 @ Cleveland, 09/21/25
3 to, Green Bay 38, San Francisco 10 vs. San Francisco, 11/24/24	FORCED THREE-PLUS TURNOVERS	3 to, Green Bay 24, Houston 22 vs. Houston, 10/20/24
4 to, Minnesota 31, Green Bay 29 vs. Minnesota, 09/29/24	FORCED FOUR-PLUS TURNOVERS	4 to, Green Bay 41, Minnesota 17 vs. Minnesota, 01/01/23

# THE LAST TIME

5 to, Baltimore 23, Green Bay 0 vs. Baltimore, 11/19/17	FORCED FIVE-PLUS TURNOVERS	6 to, Green Bay 38, Seattle 10 vs. Seattle, 12/11/16
1 to, Dallas 40, Green Bay 40 @ Dallas, 09/28/25	AT LEAST ONE TURNOVER	1 to, Cleveland 13, Green Bay 10 @ Cleveland, 09/21/25
<b>SPECIAL TEAMS</b>		
105 yards, Keisean Nixon: 1-G.Joseph kicks 70 yards from MIN 35 to GB -5. 25-K.Nixon for 105 yards, TOUCHDOWN. VS. Minnesota, 01/01/23	KICKOFF RETURNED FOR A TOUCHDOWN	99 yards, Andre Roberts: 2-M.Crosby kicks 64 yards from GB 35 to NYJ 1. 19-A.Roberts for 99 yards, TOUCHDOWN. @ N.Y. Jets, 12/23/18
55 yards, Micah Hyde: (5:04) 6-S.Martin punts 45 yards to GB 45. Center-49-D.Muhlbach. 33-M.Hyde for 55 yards, TOUCHDOWN. vs. Detroit, 12/28/14	PUNT RETURNED FOR A TOUCHDOWN	94 yards, Josh Blackwell: (6:52) 19-D.Wheelan punts 38 yards to CHI 6. Center-42-M.Orzech. 39-J.Blackwell for 94 yards, TOUCHDOWN. vs. Chicago, 01/05/25
57 yards, Willie Buchanan (Chester Marcol, Kicker) @ New Orleans, 12/17/72	BLOCKED FIELD GOAL RETURNED FOR A TOUCHDOWN	61 yards, Shawn Springs: (8:10) R.Longwell 50 yard field goal is BLOCKED (L.King). Center-R.Davis, Holder-M.Hasselbeck, RECOVERED by SEA-S.Springs at SEA 39. S.Springs for 61 yards, TOUCHDOWN. vs. Seattle, 11/01/99
Geronimo Allison: (7:33) 6-M.Wile punt is BLOCKED by 81-G.Allison, Center-47-K.McDermott, RECOVERED by GB-37-J.Jackson at MIN -1. TOUCHDOWN. vs. Minnesota, 09/16/18	BLOCKED PUNT RETURNED FOR A TOUCHDOWN	Michael Clemons: (5:52) 16-P.O'Donnell punt is BLOCKED by 72-M.Clemons, Center-56-J.Coco, RECOVERED by NYJ-39-W.Parks at GB 20. 39-W.Parks for 20 yards, TOUCHDOWN. vs. N.Y. Jets, 10/18/22
53 yards, Brandon McManus: (0:4) 17-B.McManus 53 yard field goal is GOOD. Center-42-M.Orzech, Holder-19-D.Wheelan. @ Dallas, 09/28/25	MADE FIELD GOAL OF 50 YARDS OR LONGER	55 yards, Andre Szmyt: (0:2) 25-A.Szmyt 55 yard field goal is GOOD. Center-50-R.Sunahara, Holder-13-C.Bojorquez. Penalty on GB-25-K.Nixon, Defensive Offside, declined. @ Cleveland, 09/21/25
43 yards, Brandon McManus: (2:7) 17-B.McManus 43 yard field goal is BLOCKED (93-S.Harris). Center-42-M.Orzech, Holder-19-D.Wheelan. RECOVERED by CLV-0-G.Newsome at CLV 47. @ Cleveland, 09/21/25	BLOCKED FIELD GOAL	46 yards, Cairo Santos: (0:3) 8-C.Santos 46 yard field goal is BLOCKED (94-K.Brooks). Center-46-S.Daly, Holder-19-T.Taylor. @ Chicago, 11/17/24
Pat O'Donnell: (11:59) 16-P.O'Donnell punt is BLOCKED by 44-J.Metellus, Center-56-J.Coco, recovered by GB-6-D.Leavitt at GB 4. 6-D.Leavitt to GB 1 for -3 yards (91-P.Jones). VS. Minnesota, 01/01/23	BLOCKED PUNT	Matt Wile: (7:33) 6-M.Wile punt is BLOCKED by 81-G.Allison, Center-47-K.McDermott, RECOVERED by GB-37-J.Jackson at MIN -1. TOUCHDOWN. vs. Minnesota, 09/16/18
Green Bay 17, Chicago 9 vs. Chicago, 01/07/24	NO PUNTS	Green Bay 24, Washington 10 vs. Washington, 10/24/21
Anders Carlson: 17-A.Carlson extra point is No Good, Wide Left, Center-42-M.Orzech, Holder-19-D.Wheelan. @ Minnesota, 12/31/23	MISSED POINT AFTER TOUCHDOWN ATTEMPT	Eddy Piñeiro/Eddy Piñeiro: 4-E.Pineiro extra point is No Good, Wide Left, Center-44-J.Jansen, Holder-10-J.Hekker. 4-E.Pineiro extra point is No Good, Wide Left, Center-44-J.Hekker. Holder-10-J.Hekker. @ Carolina, 12/24/23
Joshua Karty [Colby Wooden blocked]: 16-J.Karty extra point is Blocked (96-C.Wooden). Center-47-A.Ward, Holder-42-E.Evans. @ L.A. Rams, 10/06/24	POINT AFTER TOUCHDOWN ATTEMPT BLOCKED	Brandon McManus [Juaneyh Thomas blocked]: 17-B.McManus extra point is Blocked (2-J.Thomas). Center-42-M.Orzech, Holder-19-D.Wheelan. DEFENSIVE TWO-POINT ATTEMPT. 14-M.Bell recovered the blocked kick. ATTEMPT SUCCEEDS. @ Dallas, 09/28/25
Jermaine Whitehead: 2-M.Crosby kicks onside 14 yards from GB 35 to GB 49. RECOVERED by GB-35-J.Whitehead. @ Detroit, 12/31/17	SUCCESSFUL ONSIDE KICK	Khalil Herbert: 2-C.Santos kicks onside 19 yards from CHI 35 to GB 46. RECOVERED by CHI-24-K.Herbert. vs. Chicago, 12/12/21
4 fg, Mason Crosby: (36, 46, 28, 26) @ Miami, 12/25/22	FOUR FIELD GOALS	4 fg, Wil Lutz: (32, 29, 35, 52) @ Denver, 10/22/23
5 fg, Mason Crosby: (37, 40, 31, 48, 36) vs. Minnesota, 09/16/18	FIVE FIELD GOALS	5 fg, Matt Prater: (26, 22, 41, 51, 54) vs. Detroit, 10/14/19
* Never Has Happened *	SIX FIELD GOALS	* Never Has Happened *
53 yards, Brandon McManus: (0:1) 17-B.McManus 34 yard field goal is GOOD. Center-42-M.Orzech, Holder-19-D.Wheelan. @ Dallas, 09/28/25	50-59 YARD FIELD GOAL	55 yards, Andre Szmyt: (0:2) 25-A.Szmyt 55 yard field goal is GOOD. Center-50-R.Sunahara, Holder-13-C.Bojorquez. Penalty on GB-25-K.Nixon, Defensive Offside, declined. @ Cleveland, 09/21/25
* Never Has Happened *	60+ YARD FIELD GOAL	63 yards, David Akers: (0:2) 2-D.Akers 63 yard field goal is GOOD. Center-86-B.Jennings, Holder-4-A.Lee. vs. San Francisco, 09/09/12
3 fg, Brandon McManus: (37, 30, 55) vs. Chicago, 01/05/25	THREE FIELD GOALS	3 fg, Ka'imi Fairbairn: (23, 52, 35) vs. Houston, 10/20/24
65 yards, Trevor Davis @ Cleveland, 12/10/17	50-69 YARD PUNT RETURN	62t yards, Devin Hester @ Chicago, 09/27/10
75t yards, Micah Hyde vs. Philadelphia, 11/16/14	70-89 YARD PUNT RETURN	76t yards, Rashid Shaheed vs. New Orleans, 09/24/23
93t yards, Micah Hyde @ Minnesota, 10/27/13	90+ YARD PUNT RETURN	94t yards, Josh Blackwell vs. Chicago, 01/05/25
63 yds, Daniel Whelan @ Cleveland, 09/21/25	60-69 YARD PUNT	60 yds, Jack Fox vs. Detroit, 11/03/24
74 yds, Daniel Whelan vs. Minnesota, 09/29/24	70+ YARD PUNT	73 yds, Logan Cooke @ Jacksonville, 10/27/24
10 punts, Jon Ryan vs. New England, 11/19/06	PUNTED 10+ TIMES	10 punts, Chris Kluwe vs. Minnesota, 12/21/06
51 yards, Keisean Nixon vs. L.A. Rams, 11/05/23	50-69 YARD KICKOFF RETURN	50 yards, Deebo Samuel Sr. vs. Washington, 09/11/25
70 yards, Jeff Janis @ Minnesota, 11/22/15	70-89 YARD KICKOFF RETURN	71 yards, Jamal Agnew @ Detroit, 12/13/20
105t yards, Keisean Nixon vs. Minnesota, 01/01/23	90+ YARD KICKOFF RETURN	99t yards, Andre Roberts @ N.Y. Jets, 12/23/18
<b>TEAM/MISCELLANEOUS</b>		
489 yards, Green Bay 489, Dallas 436 @ Dallas, 09/28/25	400+ TOTAL YARDS OF OFFENSE	436 yards, Green Bay 489, Dallas 436 @ Dallas, 09/28/25
522 yards, Green Bay 522, Minnesota 382 @ Minnesota, 09/13/20	500+ TOTAL YARDS OF OFFENSE	500 yards, Philadelphia 500, Green Bay 342 @ Philadelphia, 01/27/22

# THE LAST TIME

ST: (6:33) (Shotgun) K.Cousins pass short middle intended for T.Hockenson INTERCEPTED by D.Savage (R.Douglas) at GB 25. D.Savage for 75 yards, TOUCHDOWN.DEF: (15:00) A.Dillon left tackle for 2 yards, TOUCHDOWN.DEF: (9:31) A.Rodgers scrambles right end for 2 yards, TOUCHDOWN.DEF: (2:48) (Shotgun) A.Rodgers pass deep right to R.Tonyan for 21 yards, TOUCHDOWN.OFF: G.Joseph kicks 70 yards from MIN 35 to GB -5, K.Nixon for 105 yards, TOUCHDOWN. vs. Minnesota, 01/01/23

## TOUCHDOWN ON OFFENSE, DEFENSE AND SPECIAL TEAMS

ST: (8:52) (Shotgun) J.Freeman pass short right to D.Ward for 6 yards, TOUCHDOWN.ST: (11:44) (Shotgun) J.Freeman pass short left to K.Winslow for 7 yards, TOUCHDOWN.ST: (4:20) (Shotgun) J.Freeman pass short right to S.Strougtter for 7 yards, TOUCHDOWN.DEF: (5:52) (Shotgun) A.Rodgers pass deep left intended for D.Driver INTERCEPTED by T.Jackson at GB 35. T.Jackson for 35 yards, TOUCHDOWN.OFF: (12:09) (Punt formation) J.Kapinos punt is BLOCKED by G.Hayes, Center-B.Goode, RECOVERED by TB-R.Barber at GB 31. R.Barber for 31 yards, TOUCHDOWN. @ Tampa Bay, 11/08/09

Jordan Love: TWO-POINT CONVERSION ATTEMPT. 10-J.Love pass to 87-R.Doubs is complete. ATTEMPT SUCCEEDS. @ Minnesota, 12/29/24

MADE TWO-POINT CONVERSION

Jayden Daniels: TWO-POINT CONVERSION ATTEMPT. 5-J.Daniels pass to 11-L.McCaffrey is complete. ATTEMPT SUCCEEDS. PENALTY on GB-90-L.Van Ness, Defensive Offside, 5 yards, enforced between downs. vs. Washington, 09/11/25

Malik Willis: TWO-POINT CONVERSION ATTEMPT. 2-M.Willis pass to 11-J.Reed is incomplete. ATTEMPT FAILS. vs. Chicago, 01/05/25

FAILED TWO-POINT CONVERSION

Tua Tagovailoa: TWO-POINT CONVERSION ATTEMPT. 1-T.Tagovailoa pass to 31-R.Moestert is incomplete. ATTEMPT FAILS. vs. Miami, 11/28/24

Green Bay 53, Philadelphia 20 vs. Philadelphia, 11/16/14

50+ POINTS

New Orleans 51, Green Bay 29 @ New Orleans, 11/24/08

Dallas 40, Green Bay 40 @ Dallas, 09/28/25

40+ POINTS

Dallas 40, Green Bay 40 @ Dallas, 09/28/25

Green Bay 31, Dallas 28 vs. Dallas, 11/13/22

OVERTIME WIN

Indianapolis 34, Green Bay 31 @ Indianapolis, 11/22/20

Indianapolis 34, Green Bay 31 @ Indianapolis, 11/22/20

OVERTIME LOSS

Green Bay 31, Dallas 28 vs. Dallas, 11/13/22

Dallas 40, Green Bay 40 @ Dallas, 09/28/25

OVERTIME TIE

Dallas 40, Green Bay 40 @ Dallas, 09/28/25

Green Bay 20, Detroit 6 @ Detroit, 11/23/23

20 FIRST-QUARTER POINTS

Tennessee 21, Green Bay 0 @ Tennessee, 11/13/16

Green Bay 21, Chicago 0 vs. Chicago, 09/18/22

20 SECOND-QUARTER POINTS

Chicago 24, Green Bay 21 vs. Chicago, 12/12/21

Green Bay 20, Minnesota 0 @ Minnesota, 10/23/11

20 THIRD-QUARTER POINTS

Arizona 21, Green Bay 8 @ Arizona, 12/27/15

Green Bay 22, Minnesota 3 vs. Minnesota, 09/29/24

20 FOURTH-QUARTER POINTS

Minnesota 24, Green Bay 14 @ Minnesota, 09/13/20

Green Bay 34, New Orleans 0 vs. New Orleans, 12/23/24

SHUTOUT AT HOME

Detroit 31, Green Bay 0 vs. Detroit, 12/30/18

Green Bay 9, N.Y. Jets 0 @ N.Y. Jets, 10/31/10

SHUTOUT ON THE ROAD

\* Never Has Happened \*

Green Bay 31, Dallas 28 vs. Dallas, 11/13/22

OVERTIME WIN AT HOME

Miami 23, Green Bay 20 vs. Miami, 10/17/10

Green Bay 25, Cincinnati 22 @ Cincinnati, 10/10/21

OVERTIME WIN ON THE ROAD

Indianapolis 34, Green Bay 31 @ Indianapolis, 11/22/20

14 pen, Cleveland 13, Green Bay 10 @ Cleveland, 09/21/25

10 PENALTIES

11 pen, Dallas 40, Green Bay 40 @ Dallas, 09/28/25

0 pen, Detroit 37, Green Bay 30 @ Detroit, 01/09/22

NO PENALTIES

0 pen, Tampa Bay 38, Green Bay 10 @ Tampa Bay, 10/18/20

0 to, Green Bay 27, Washington 18 vs. Washington, 09/11/25

NO TURNOVERS

0 to, Dallas 40, Green Bay 40 @ Dallas, 09/28/25

3 td, Green Bay 27, Washington 18 (4:35) J.Love pass short right to R.Doubs for 5 yards, TOUCHDOWN. (7:38) (No Huddle) J.Jacobs left guard for 2 yards, TOUCHDOWN. (9:01) (Shotgun) J.Love pass short right to T.Kraft for 8 yards, TOUCHDOWN. vs. Washington, 09/11/25

THREE TOTAL TOUCHDOWNS

3 td, Chicago 24, Green Bay 22 (6:52) D.Wheelan punts 38 yards to CHI 6, Center-M.Orzech, J.Blackwell for 94 yards, TOUCHDOWN. (14:20) D.Swift up the middle for 4 yards, TOUCHDOWN. (10:11) C.Williams pass short right to D.Moore for 32 yards, TOUCHDOWN. vs. Chicago, 01/05/25

4 td, Green Bay 34, New Orleans 0 (8:45) (Shotgun) J.Love pass short middle to D.Wicks for 2 yards, TOUCHDOWN (D.Davis). (11:47) (No Huddle) J.Jacobs left tackle for 2 yards, TOUCHDOWN. (6:32) (No Huddle) C.Brooks up the middle for 1 yard, TOUCHDOWN. (2:50) Em.Wilson up the middle for 1 yard, TOUCHDOWN. vs. New Orleans, 12/23/24

FOUR TOTAL TOUCHDOWNS

4 td, Detroit 34, Green Bay 31 (9:44) D.Montgomery right end for 3 yards, TOUCHDOWN. (14) (Shotgun) J.Goff pass short middle to J.Gibbs for 2 yards, TOUCHDOWN (R.Gary). (5:05) (Shotgun) J.Goff pass short right to Patrick for 3 yards, TOUCHDOWN. (8:43) J.Goff pass short middle to T.Patrick for 1 yard, TOUCHDOWN. @ Detroit, 12/05/24

40:11 TOP, Green Bay 16, Indianapolis 10 vs. Indianapolis, 09/15/24

OVER 40:00 TIME OF POSSESSION (NON-OT)

40:26 TOP, Detroit 40, Green Bay 10 @ Detroit, 11/28/13

vs. Detroit, 09/07/25

NO SACKS/NO INTERCEPTIONS ALLOWED

vs. Arizona, 10/13/24

(7, 6, 7, 17, 3 Points), Dallas 40, Green Bay 40 @ Dallas, 09/28/25

SCORE TOUCHDOWN IN EACH QUARTER

(7, 10, 7, 10 Points), Detroit 34, Green Bay 31 @ Detroit, 12/05/24

31 (first half), Green Bay 34, Detroit 27 vs. Detroit, 09/25/16

30 ONE-HALF POINTS

35 (first half), Tennessee 47, Green Bay 25 @ Tennessee, 11/13/16

Green Bay 34, New Orleans 0 vs. New Orleans, 12/23/24

WON GAME BY 20+ POINTS

New Orleans 38, Green Bay 3 @ New Orleans, 09/12/21

# TRANSACTIONS BY DATE

DATE	POS.	PLAYER	TRANSACTION
9/30	T	Brant Banks	Released
9/27	G/C	Lectus Smith	Elevated from practice squad to active roster for game day
9/24	G/C	Lectus Smith	Signed to practice squad
9/23	T	Brant Banks	Signed to active roster from practice squad
9/23	WR	Mecole Hardman	Released from practice squad
9/23	WR	Jakobie Keeney-James	Signed to practice squad
9/20	WR	Jayden Reed	Placed on injured reserve
9/11	T	Brant Banks	Elevated from practice squad to active roster for game day
9/11	DL	Brenton Cox Jr.	Placed on injured reserve
9/11	CB	Micah Robinson	Elevated from practice squad to active roster for game day
9/10	WR	Christian Watson	Signed contract extension
9/8	RB	Israel Abanikanda	Released
9/8	RB	Pierre Strong Jr.	Signed to practice squad
9/6	CB	Micah Robinson	Elevated from practice squad to active roster for game day
9/4	P	Daniel Whelan	Signed contract extension
8/29	CB	Micah Robinson	Signed to practice squad
8/28	DL	Kenny Clark	Traded to Dallas Cowboys
8/28	DL	Micah Parsons	Acquired via trade from Dallas Cowboys
8/28	T	Dalton Cooper	Signed to practice squad
8/28	QB	Clayton Tune	Signed to practice squad
8/28	TE	Josh Whyte	Signed to practice squad
8/27	RB	Israel Abanikanda	Signed to practice squad
8/27	DL	Deslin Alexandre	Signed to practice squad
8/27	DB	Johnathan Baldwin	Signed to practice squad
8/27	T	Brant Banks	Signed to practice squad
8/27	DL	James Ester	Signed to practice squad
8/27	WR	Mecole Hardman	Signed to practice squad
8/27	LB	Lamon Johnson	Signed to practice squad
8/27	K	Mark McNamee	Signed to practice squad (NFL International Pathway Program)
8/27	DL	Arron Mosby	Signed to practice squad
8/27	WR	Isaiah Neyor	Signed to practice squad
8/27	LB	Nick Niemann	Signed
8/27	CB	Micah Robinson	Released
8/27	WR	Will Sheppard	Signed to practice squad
8/27	DB	Jaylin Simpson	Signed to practice squad
8/27	LB	Kristian Welch	Signed to practice squad
8/26	RB	Israel Abanikanda	Released
8/26	DL	Deslin Alexandre	Released
8/26	DB	Johnathan Baldwin	Released
8/26	CB	Corey Ballentine	Released
8/26	T	Brant Banks	Released
8/26	LB	Jared Bartlett	Released
8/26	S	Omar Brown	Placed on injured reserve
8/26	QB	Sean Clifford	Released
8/26	G	Tyler Cooper	Released
8/26	RB	Tyrion Davis-Price	Released
8/26	QB	Taylor Elgersma	Released
8/26	DL	James Ester	Released
8/26	WR	Mecole Hardman	Released
8/26	CB	Tyron Herring	Released
8/26	WR	Julian Hicks	Released
8/26	C	Trey Hill	Released
8/26	RB	Amar Johnson	Released
8/26	WR	Cornelius Johnson	Released
8/26	LB	Jamon Johnson	Released
8/26	CB	Kalen King	Released
8/26	G	JJ Lippe	Released
8/26	RB	MarShawn Lloyd	Placed on injured reserve/designated for return
8/26	TE	Johnny Lumpkin	Released
8/26	K	Mark McNamee	Released
8/26	C/G	Jacob Monk	Placed on injured reserve/designated for return
8/26	DL	Arron Mosby	Released
8/26	WR	Isaiah Neyor	Released
8/26	DL	Devonte O'Malley	Released
8/26	DL	Collin Oliver	Placed on reserve/physically unable to perform
8/26	LS	Matt Orzech	Signed contract extension
8/26	WR	Will Sheppard	Released
8/26	LB	Isaiah Simmons	Released
8/26	DB	Jaylin Simpson	Released
8/26	G/C	Lectus Smith	Released
8/26	TE	Messiah Swinson	Released
8/26	T	Kadeem Telfort	Released
8/26	WR	Christian Watson	Placed on reserve/physically unable to perform
8/26	LB	Kristian Welch	Released
8/26	G	John Williams	Placed on reserve/physically unable to perform

8/25	WR	Kawaan Baker	Released
8/25	T/G	Darian Kinnard	Acquired via trade from Philadelphia Eagles
8/18	CB	Garnett Hollis Jr.	Released
8/18	DL	Devonte O'Malley	Signed
8/18	DL	Keith Randolph	Waived/injured
8/18	DB	Jaylin Simpson	Signed
8/13	WR	Kawaan Baker	Claimed off waivers from the Las Vegas Raiders
8/12	RB	Tyrion Davis-Price	Signed
8/12	CB	Isaiah Dunn	Waived/injured
8/12	RB	Jalen White	Waived/injured
8/6	T	Travis Glover	Placed on injured reserve
8/6	WR	Isaiah Neyor	Signed
8/5	G/C	Lectus Smith	Signed
8/5	WR	Sam Brown Jr.	Waived/injured
8/4	CB	Corey Ballentine	Signed
8/4	CB	Gregory Junior	Released
7/30	LB	Jared Bartlett	Signed
7/30	S	Kahzir Brown	Released
7/26	RB	Israel Abanikanda	Signed
7/26	CB	Garnett Hollis Jr.	Signed
7/22	K	Mark McNamee	Signed
7/22	WR	Will Sheppard	Signed
7/22	OL	Zach Tom	Signed contract extension
7/21	K	Alex Hale	Released
7/18	T	Anthony Belton	Signed
7/18	DL	Nesta Jade Silvera	Released
7/18	DL	Cameron Young	Released
6/10	DL	Cameron Young	Signed
6/9	CB	Jaire Alexander	Released
6/2	WR	Jadon Janke	Waived/injured
5/29	DL	Jeremiah Martin	Waived/injured
5/21	CB	Kaleb Hayes	Released
5/21	CB	Gregory Junior	Signed
5/14	WR	Jadon Janke	Signed
5/12	QB	Taylor Elgersma	Signed
5/12	G	Marquis Hayes	Released
5/5	WR	Lideatrick Griffin	Released
5/2	CB	Johnathan Baldwin	Signed
5/2	T	Brant Banks	Signed
5/2	DL	Warren Brinson	Signed
5/2	S	Kahzir Brown	Signed
5/2	G	Tyler Cooper	Signed
5/2	CB	Tyron Herring	Signed
5/2	RB	Amar Johnson	Signed
5/2	LB	Jamon Johnson	Signed
5/2	G	JJ Lippe	Signed
5/2	DL	Collin Oliver	Signed
5/2	CB	Micah Robinson	Signed
5/2	DL	Barry Sorrell	Signed
5/2	DL	Nazir Stackhouse	Signed
5/2	RB	Jalen White	Signed
5/2	G	John Williams	Signed
5/2	WR	Savion Williams	Signed
4/29	LB	Isaiah Simmons	Signed
4/28	DL	Leonard Payne	Released
4/14	TE	John FitzPatrick	Re-signed
3/28	LB	Kristian Welch	Signed
3/20	WR	Mecole Hardman	Signed
3/18	G	Aaron Banks	Signed
3/13	CB	Nate Hobbs	Signed
3/5	K	Brandon McManus	Re-signed
3/3	LB	Isaiah McDuffie	Re-signed
1/15	DL	Leonard Payne	Signed
1/14	CB	Isaiah Dunn	Signed
1/14	WR	Lideatrick Griffin	Signed
1/14	CB	Kaleb Hayes	Signed
1/14	C	Trey Hill	Signed
1/14	TE	Johnny Lumpkin	Signed
1/14	DL	Keith Randolph	Signed
1/14	DL	Nesta Jade Silvera	Signed
1/13	DL	Deslin Alexandre	Signed
1/13	S	Omar Brown	Signed
1/13	DL	James Ester	Signed
1/13	CB	Kamal Hadden	Signed
1/13	K	Alex Hale	Signed
1/13	G	Marquis Hayes	Signed
1/13	WR	Julian Hicks	Signed
1/13	G/T	Donovan Jennings	Signed
1/13	WR	Cornelius Johnson	Signed
1/13	CB	Kalen King	Signed
1/13	DL	Jeremiah Martin	Signed
1/13	TE	Messiah Swinson	Signed



## TRANSACTIONS BY PLAYER

### Abanikanda, Israel - RB

7/26/25 Claimed off waivers  
from the San Francisco  
49ers  
8/26/25 Released  
8/27/25 Signed to practice squad

### Alexander, Jaire - CB

6/9/25 Released

### Alexandre, Deslin - DL

1/13/25 Signed  
8/26/25 Released  
8/27/25 Signed to practice squad

### Baker, Kawaan - WR

8/13/25 Claimed off waivers  
from the Las Vegas  
Raiders  
8/25/25 Released

### Baldwin, Johnathan - CB

5/2/25 Signed  
8/26/25 Released  
8/27/25 Signed to practice squad

### Ballentine, Corey - CB

8/4/25 Signed  
8/26/25 Released

### Banks, Aaron - G

3/18/25 Signed

### Banks, Brant - T

5/2/25 Signed  
8/26/25 Released  
8/27/25 Signed to practice squad  
9/11/25 Elevated from practice  
squad to active roster  
for gameday  
9/23/25 Signed to active roster  
from practice squad  
9/30/25 Released

### Bartlett, Jared - LB

7/30/25 Signed  
8/26/25 Released

### Belton, Anthony - T

7/18/25 Signed

### Brinson, Warren - DL

5/2/25 Signed

### Brown, Kahzir - S

5/2/25 Signed  
7/30/25 Released

### Brown, Omar - S

1/13/25 Signed  
8/26/25 Placed on injured  
reserve

### Brown Jr., Sam - WR

5/29/25 Signed  
8/5/25 Waived/injured

### Clark, Kenny - DL

8/28/25 Traded to Dallas  
Cowboys

### Clifford, Sean - QB

8/26/25 Released

### Cooper, Dalton - T

8/28/25 Signed to practice squad

### Cooper, Tyler - G

5/2/25 Signed  
8/26/25 Released

### Cox Jr., Brenton - DL

9/11/25 Placed on injured  
reserve

### Davis-Price, Tyrion - RB

8/12/25 Signed  
8/26/25 Released

### Dunn, Isaiah - CB

1/14/25 Signed  
8/12/25 Waived/injured

### Elgersma, Taylor - QB

5/12/25 Signed  
8/26/25 Released

### Ester, James - DL

1/13/25 Signed  
8/26/25 Released  
8/27/25 Signed to practice squad

### FitzPatrick, John - TE

4/14/25 Signed

### Glover, Travis - T

8/6/25 Placed on injured  
reserve

### Golden, Matthew - WR

5/19/25 Signed

### Griffin, Tulu - WR

1/14/25 Signed  
5/5/25 Released

### Hadden, Kamal - CB

1/13/25 Signed

### Hale, Alex - K

1/13/25 Signed  
7/21/25 Released

### Hardman, Mecole - WR

3/20/25 Signed  
8/26/25 Released  
8/27/25 Signed to practice squad  
9/23/25 Released from practice  
squad

### Hayes, Kaleb - CB

1/14/25 Signed  
5/21/25 Released

### Hayes, Marquis - G

1/13/25 Signed  
5/12/25 Released

### Herring, Tyron - CB

5/2/25 Signed  
8/26/25 Released

### Hicks, Julian - WR

1/13/25 Signed  
8/26/25 Released

### Hill, Trey - C

1/14/25 Signed  
8/26/25 Released

### Hobbs, Nate - CB

3/13/25 Signed

### Hollis Jr., Garnett - CB

7/26/25 Signed  
8/18/25 Released

### Jade Silvera, Nesta - DL

1/14/25 Signed  
7/18/25 Released

### Janke, Jadon - WR

5/14/25 Signed  
6/2/25 Waived/injured

### Jennings, Donovan - G/T

1/13/25 Signed

### Johnson, Amar - RB

5/2/25 Signed  
8/26/25 Released

### Johnson, Cornelius - WR

1/13/25 Signed  
8/26/25 Released

### Johnson, Jamon - LB

5/2/25 Signed  
8/26/25 Released  
8/27/25 Signed to practice squad

### Junior, Gregory - CB

5/21/25 Signed  
8/4/25 Released

### Keeney-James, Jakobie - WR

9/23/25 Signed to practice squad

### King, Kalen - CB

1/13/25 Signed  
8/26/25 Released

### Kinnard, Darian - T/G

8/25/25 Acquired via trade from  
Philadelphia Eagles

### Lippe, J.J. - G

5/2/25 Signed  
8/26/25 Released

### Lloyd, MarShawn - RB

8/26/25 Placed on injured  
reserve/designated for  
return

### Lumpkin, Johnny - TE

1/14/25 Signed  
8/26/25 Released

### Martin, Jeremiah - DL

1/13/25 Signed  
5/29/25 Waived/injured

### McDuffie, Isaiah - LB

3/3/25 Re-signed

### McManus, Brandon - K

3/5/25 Re-signed

### McNamee, Mark - K

7/22/25 Signed  
8/26/25 Released  
8/27/25 Signed to practice squad  
(NFL International  
Pathway Program)

### Monk, Jacob - C/G

8/26/25 Placed on injured  
reserve/designated for  
return

**Mosby, Arron - DL**  
8/26/25 Released  
8/27/25 Signed to practice squad

**Neyor, Isaiah - WR**  
8/6/25 Signed  
8/26/25 Released  
8/27/25 Signed to practice squad

**Niemann, Nick - LB**  
8/27/25 Signed

**Oliver, Collin - DL**  
5/2/25 Signed  
8/26/25 Placed on reserve/physically unable to perform

**O'Malley, Devonte - DL**  
8/18/25 Signed  
8/26/25 Released

**Orzech, Matt - LS**  
8/26/25 Signed contract extension

**Parsons, Micah - DL**  
8/28/25 Acquired via trade from Dallas Cowboys

**Payne, Leonard - DL**  
1/15/25 Signed  
4/28/25 Released

**Randolph Jr., Keith - DL**  
1/14/25 Signed  
8/18/25 Waived/injured

**Reed, Jayden - WR**  
9/20/25 Placed on injured reserve

**Robinson, Micah - CB**  
5/2/25 Signed  
8/27/25 Released  
8/28/25 Signed to practice squad  
9/6/25 Elevated from practice squad to active roster for gameday  
9/11/25 Elevated from practice squad to active roster for gameday

**Sheppard, Will - WR**  
7/22/25 Signed  
8/26/25 Released  
8/27/25 Signed to practice squad

**Simmons, Isaiah - LB**  
4/29/25 Signed  
8/26/25 Released

**Simpson, Jaylin - DB**  
8/18/25 Signed  
8/26/25 Released  
8/27/25 Signed to practice squad

**Smith, Lecitus - G/C**  
8/5/25 Signed  
8/26/25 Released  
9/24/25 Signed to practice squad  
9/27/25 Elevated from practice squad to active roster for gameday

**Sorrell, Barryn - DL**  
5/2/25 Signed

**Stackhouse, Nazir - DL**  
5/2/25 Signed

**Swinson, Messiah - TE**  
1/13/25 Signed  
8/26/25 Released

**Telfort, Kadeem - T**  
8/26/25 Released

**Tom, Zach - OL**  
7/22/25 Signed contract extension

**Tune, Clayton - QB**  
8/28/25 Signed to practice squad

**Watson, Christian - WR**  
8/26/25 Placed on reserve/physically unable to perform  
9/10/25 Signed contract extension

**Welch, Kristian - LB**  
3/28/25 Signed  
8/26/25 Released  
8/27/25 Signed to practice squad

**Whelan, Daniel - P**  
9/4/25 Signed contract extension

**White, Jalen - RB**  
5/2/25 Signed  
8/12/25 Waived/injured

**Whyle, Josh - TE**  
8/28/25 Signed to practice squad

**Williams, John - G**  
5/2/25 Signed  
8/26/25 Placed on reserve/physically unable to perform

**Williams, Savion - WR**  
5/2/25 Signed

**Young, Cameron - DL**  
6/10/25 Signed  
7/18/25 Released





# GAME SUMMARIES



# GAME SUMMARY [LAST MATCHUP]



25

**2021 WEEK 5**  
**Green Bay Packers 25, Cincinnati Bengals 22 (OT)**  
**64,195 16 Paul Brown Stadium 16 Oct 10, 2021**



22

Green Bay Packers .....	0	16	3	3	3	25
Cincinnati Bengals .....	7	7	0	8	0	22

## Cincinnati Bengals Starters

OFFENSE	DEFENSE
WR 1 J. Chase	LDE 94 S. Hubbard
WR 83 T. Boyd	DT 65 L. Ogunjobi
WR 5 T. Higgins	DT 68 J. Tupou
LT 73 J. Williams	NT 98 D. Reader
LG 67 Q. Spain	RDE 91 T. Hendrickson
C 66 T. Hopkins	LB 57 G. Pratt
RG 79 J. Carman	LB 55 L. Wilson
RT 71 R. Reiff	CB 22 C. Awuzie
TE 87 C. Uzomah	CB 26 T. Wayne
QB 9 J. Burrow	S 30 J. Bates III
HB 28 J. Mixon	S 24 V. Bell

## Green Bay Packers Starters

OFFENSE	DEFENSE
WR 17 D. Adams	DE 94 D. Lowry
LT 73 Y. Nijman	NT 97 K. Clark
LG 76 J. Runyan	OLB 91 P. Smith
C 62 L. Patrick	ILB 42 O. Burks
RG 70 R. Newman	ILB 59 D. Campbell
RT 77 B. Turner	OLB 52 R. Gary
TE 89 M. Lewis	CB 21 E. Stokes
TE 85 R. Tonyan	CB 20 K. King
WR 13 A. Lazard	CB 39 C. Sullivan
QB 12 A. Rodgers	S 31 A. Amos
RB 33 A. Jones	S 26 D. Savage

## SCORING DRIVES

TEAM	QTR	TIME	SCORING PLAY	GB	CIN
Bengals	1	01:15	S.Perine 4 yd. pass from J.Burrow (E.McPherson kick) (10-51, 4:58)	0	7
Packers	2	11:49	A.Dillon 12 yd. pass from Aa.Rodgers (kick failed, hlu) (7-75, 4:26)	6	7
Packers	2	07:24	M.Crosby 44 yd. Field Goal (6-36, 2:20)	9	7
Packers	2	01:07	D.Adams 5 yd. pass from Aa.Rodgers (M.Crosby kick) (9-81, 4:48)	16	7
Bengals	2	00:36	J.Chase 70 yd. pass from J.Burrow (E.McPherson kick) (2-75, 0:31)	16	14
Packers	3	05:45	M.Crosby 44 yd. Field Goal (12-56, 7:38)	19	14
Packers	4	11:20	M.Crosby 22 yd. Field Goal (7-81, 3:48)	22	14
Bengals	4	03:27	J.Mixon 8 yd. run (J.Burrow-T.Higgins pass) (13-75, 7:53)	22	22
Packers	OT	01:55	M.Crosby 49 yd. Field Goal (6-29, 2:19)	25	22

## GREEN BAY PACKERS

PASSING	ATT	CP	YDS	SK/YD	TD	LG	INT	RTG
Aaron Rodgers	39	27	344	2/11	2	59	1	102.9
<b>TOTAL</b>	<b>39</b>	<b>27</b>	<b>344</b>	<b>2/11</b>	<b>2</b>	<b>59</b>	<b>1</b>	<b>102.9</b>

RUSHING	ATT	YDS	AVG	LG	TD
Aaron Jones	14	103	7.4	57	0
AJ Dillon	8	30	3.8	17	0
<b>TOTAL</b>	<b>22</b>	<b>133</b>	<b>6.0</b>	<b>57</b>	<b>0</b>

RECEIVING	NO	YDS	AVG	LG	TD
Davante Adams	11	206	18.7	59	1
AJ Dillon	4	49	12.3	24	1
Aaron Jones	4	6	1.5	5	0
Marcedes Lewis	2	34	17.0	20	0
Randall Cobb	2	30	15.0	15	0
Allen Lazard	2	6	3.0	7	0
Robert Tonyan	1	8	8.0	8	0
Kylin Hill	1	5	5.0	5	0
<b>TOTAL</b>	<b>27</b>	<b>344</b>	<b>12.7</b>	<b>59</b>	<b>2</b>

TOP DEFENSE	TOT	SOLO	AST	SCK	YDS	INT
Adrian Amos	9	6	3	0.0	0.0	1
De Vondre Campbell	9	5	4	0.0	0.0	1
Darnell Savage	6	5	1	0.0	0.0	0

FIELD GOALS	FGM/FGA	PERCENT	RESULTS
Mason Crosby	4-7	57.1	44G, 22G, 36WL, 51WL, 40WL, 49G
<b>TOTAL</b>	<b>4-7</b>	<b>57.1</b>	

## CINCINNATI BENGALS

PASSING	ATT	CP	YDS	SK/YD	TD	LG	INT	RTG
Joe Burrow	38	26	281	3/17	2	70t	2	85.5
<b>TOTAL</b>	<b>38</b>	<b>26</b>	<b>281</b>	<b>3/17</b>	<b>2</b>	<b>70t</b>	<b>2</b>	<b>85.5</b>

RUSHING	ATT	YDS	AVG	LG	TD
Samaje Perine	11	59	5.4	11	0
Joe Mixon	10	33	3.3	10	1
Joe Burrow	3	11	3.7	9	0
<b>TOTAL</b>	<b>24</b>	<b>103</b>	<b>4.3</b>	<b>11</b>	<b>1</b>

RECEIVING	NO	YDS	AVG	LG	TD
Ja'Marr Chase	6	159	26.5	70t	1
Tee Higgins	5	32	6.4	10	0
Tyler Boyd	4	24	6.0	9	0
Samaje Perine	4	24	6.0	10	1
C.J. Uzomah	2	16	8.0	9	0
Chris Evans	2	15	7.5	8	0
Drew Sample	2	9	4.5	6	0
Joe Mixon	1	2	2.0	2	0
<b>TOTAL</b>	<b>26</b>	<b>281</b>	<b>10.8</b>	<b>70t</b>	<b>2</b>

TOP DEFENSE	TOT	SOLO	AST	SCK	YDS	INT
Jessie Bates III	9	8	1	0.0	0.0	0
Vonn Bell	9	8	1	0.0	0.0	0
Chidobe Awuzie	6	5	1	0.0	0.0	1

FIELD GOALS	FGM/FGA	PERCENT	RESULTS
Evan McPherson	0-2	0.0	57RU, 49WL
<b>TOTAL</b>	<b>0-2</b>	<b>0.0</b>	

## Team Statistics

First Downs	21
3rd-Down Eff. (Made/Att/Pct)	4/11/36%
4th-Down Eff. (Made/Att/Pct)	0/0/0%
Total Net Yards	466
Total Plays	63
Yards Per Play	7.4
Rushes/Net Yards	22/133
Net Passing	333
Pass Attempts/Completions	39/27
Had Intercepted	1
Sacked/Yards Lost	2/11
Punts/Average	2/33.5
Penalties/Yards	2/10
Fumbles/Lost	0/0
Possession Time	33:59

## Packers

First Downs	18
3rd-Down Eff. (Made/Att/Pct)	5/14/36%
4th-Down Eff. (Made/Att/Pct)	2/2/100%
Total Net Yards	367
Total Plays	65
Yards Per Play	5.6
Rushes/Net Yards	24/103
Net Passing	264
Pass Attempts/Completions	38/26
Had Intercepted	2
Sacked/Yards Lost	3/17
Punts/Average	5/38.8
Penalties/Yards	2/21
Fumbles/Lost	0/0
Possession Time	34:06

## Bengals

# GAME SUMMARIES



13

WEEK 1  
Green Bay Packers 27, Detroit Lions 13  
77,239 🟢 Lambeau Field 🟢 Sep 7, 2025



27

Detroit Lions	0	3	3	7	13
Green Bay Packers	10	7	0	10	27

## Detroit Lions Starters

OFFENSE			DEFENSE		
WR	1	J. Williams	EDGE	97	A. Hutchinson
WR	14	A. St. Brown	EDGE	92	M. Davenport
LT	68	T. Decker	DL	91	T. Williams
LG	73	C. Mahogany	DL	88	D. Reader
C	60	G. Glasgow	LB	46	J. Campbell
RG	69	T. Rattledge	LB	34	A. Anzalone
RT	58	P. Sewell	LB	55	D. Barnes
TE	87	S. LaPorta	CB	4	D. Reed
TE	89	B. Wright	CB	6	T. Arnold
QB	16	J. Goff	S	32	B. Branch
RB	0	J. Gibbs	S	31	K. Joseph

## Green Bay Packers Starters

OFFENSE			DEFENSE		
WR	87	R. Doubs	DE	52	R. Gary
WR	0	M. Golden	DT	95	D. Wyatt
LT	63	R. Walker	DT	96	C. Wooden
LG	65	A. Banks	DE	90	L. Van Ness
C	74	E. Jenkins	LB	58	I. McDuffie
RG	75	S. Rhyan	LB	7	Q. Walker
RT	50	Z. Tom	LB	56	E. Cooper
TE	85	T. Kraft	CB	25	K. Nixon
TE	88	L. Musgrave	CB	24	C. Valentine
QB	10	J. Love	S	29	X. McKinney
RB	8	J. Jacobs	S	20	J. Bullard

OFFICIALS: Referee: Clete Blakeman (34), Umpire: Scott Campbell (127), Down Judge: Andy Warner (64), Line Judge: Kent Payne (79), Field Judge: Karina Tovar (91), Side Judge: James Coleman (95), Back Judge: Jonah Monroe (120), Replay Official: Chad Adams, Replay Assistant: Amber Cornell

## SCORING DRIVES

TEAM	QTR	TIME	SCORING PLAY	DET	GB
Packers	1	09:26	T. Kraft 15 yd. pass from J. Love (B. McManus kick) (12-83, 5:34)	0	7
Packers	1	03:58	B. McManus 34 yd. Field Goal (7-36, 2:54)	0	10
Lions	2	09:27	J. Bates 30 yd. Field Goal (16-78, 9:31)	3	10
Packers	2	08:34	J. Reed 17 yd. pass from J. Love (B. McManus kick) (2-65, 0:53)	3	17
Lions	3	09:40	J. Bates 27 yd. Field Goal (9-59, 5:20)	6	17
Packers	4	07:57	J. Jacobs 3 yd. run (B. McManus kick) (8-36, 4:43)	6	24
Packers	4	04:22	B. McManus 38 yd. Field Goal (4-7, 2:15)	6	27
Lions	4	00:55	I. TeStaa 13 yd. pass from J. Goff (J. Bates kick) (13-65, 3:27)	13	27

## DETROIT LIONS

PASSING	ATT	CP	YDS	SK/YD	TD	LG	INT	RTG
Jared Goff	39	31	225	4/25	1	32	1	88.6
TOTAL	39	31	225	4/25	1	32	1	88.6

RUSHING	ATT	YDS	AVG	LG	TD
David Montgomery	11	25	2.3	6	0
Jahmyr Gibbs	9	19	2.1	14	0
Jameson Williams	1	3	3.0	3	0
Jared Goff	1	-1	-1.0	-1	0
TOTAL	22	46	2.1	14	0

RECEIVING	NO	YDS	AVG	LG	TD
Jahmyr Gibbs	10	31	3.1	7	0
Sam LaPorta	6	79	13.2	32	0
Amon-Ra St. Brown	4	45	11.3	19	0
Jameson Williams	4	23	5.8	11	0
David Montgomery	4	18	4.5	7	0
Kalif Raymond	2	16	8.0	9	0
Isaac TeStaa	1	13	13.0	13	1
TOTAL	31	225	7.3	32	1

TOP DEFENSE	TOT	SOLO	AST	SK	YDS	INT
Jack Campbell	10	5	5	0.0	0.0	0
Derrick Barnes	6	4	2	0.0	0.0	0
Terrion Arnold	6	3	3	0.0	0.0	0

FIELD GOALS	FGM/FGA	PERCENT	RESULTS
Jake Bates	2-2	100.0	30G, 27G
TOTAL	2-2	100.0	

## GREEN BAY PACKERS

PASSING	ATT	CP	YDS	SK/YD	TD	LG	INT	RTG
Jordan Love	22	16	188	0/0	2	48	0	128.6
TOTAL	22	16	188	0/0	2	48	0	128.6

RUSHING	ATT	YDS	AVG	LG	TD
Josh Jacobs	19	66	3.5	15	1
Jordan Love	3	4	1.3	3	0
Emanuel Wilson	1	4	4.0	4	0
Tucker Kraft	1	3	3.0	3	0
Chris Brooks	1	1	1.0	1	0
TOTAL	25	78	3.1	15	1

RECEIVING	NO	YDS	AVG	LG	TD
Jayden Reed	3	45	15.0	26	1
Romeo Doubs	2	68	34.0	48	0
Dontayvion Wicks	2	30	15.0	16	0
Matthew Golden	2	16	8.0	11	0
Tucker Kraft	2	16	8.0	15	1
Josh Jacobs	1	4	4.0	4	0
Luke Musgrave	1	4	4.0	4	0
Chris Brooks	1	2	2.0	2	0
John FitzPatrick	1	2	2.0	2	0
Savion Williams	1	1	1.0	1	0
TOTAL	16	188	11.8	48	2

TOP DEFENSE	TOT	SOLO	AST	SK	YDS	INT
Edgerrin Cooper	12	8	4	0.0	0.0	0
Javon Bullard	9	7	2	0.0	0.0	0
Quay Walker	9	6	3	0.0	0.0	0

FIELD GOALS	FGM/FGA	PERCENT	RESULTS
Brandon McManus	2-2	100.0	34G, 38G
TOTAL	2-2	100.0	

GREEN BAY, Wis. (AP) — Jordan Love threw a pair of touchdown passes and Micah Parsons had a sack in his Green Bay debut as the Packers delivered an exceptional defensive performance in a 27-13 victory over the Detroit Lions on Sunday. The Packers won their 13th consecutive home opener, tied for the longest streak in NFL history (Miami, 1976-88). The Packers got points on their opening three possessions to take a 17-3 lead they wouldn't relinquish. Love went 16 of 22 for 188 yards with TD passes of 15 yards to Tucker Kraft and 17 yards to Jayden Reed. Josh Jacobs added a 3-yard score in the fourth quarter, giving him a TD in a franchise-record nine straight games. Parsons got his first sack as a Packer with just over four minutes left in the game. He also applied pressure that led to Evan Williams' second-quarter interception. Jared Goff went 31 of 39 for 225 yards with a touchdown and an interception. David Montgomery and Jahmyr Gibbs were held to a combined 44 yards on 20 carries. The Lions netted just six points from their first three drives into the red zone before Detroit scored its lone touchdown on a 13-yard pass from Goff to Isaac TeStaa with 55 seconds left. Detroit appeared on the verge of getting into the game in the third quarter when Brian Branch scored an apparent touchdown on a 35-yard interception return, but a defensive holding penalty on Rock Ya-Sin nullified the play. Green Bay then scored the next 10 points to put the game away.

## Team Statistics

	Lions	Packers
First Downs	16	14
3rd-Down Eff. (Made/Att/Pct)	5/15/33%	4/10/40%
4th-Down Eff. (Made/Att/Pct)	3/4/75%	1/1/100%
Total Net Yards	246	266
Total Plays	65	47
Yards Per Play	3.8	5.7
Rushes/Net Yards	22/46	25/78
Net Passing	200	188
Pass Attempts/Completions	39/31	22/16
Had Intercepted	1	0
Sacked/Yards Lost	4/25	0/0
Punts/Average	3/47.3	3/54.7
Penalties/Yards	7/40	4/40
Fumbles/Lost	0/0	0/0
Possession Time	35:25	24:35

# GAME SUMMARIES



18

WEEK 2  
Green Bay Packers 27, Washington Commanders 18  
77,289 @ Lambeau Field Sep 11, 2025



27

Washington Commanders	0	3	0	15	—	18
Green Bay Packers	7	7	3	10	—	27

## Washington Commanders Starters

OFFENSE			DEFENSE		
WR	17	T. McLaurin	DE	91	D. Wise
LT	78	L. Tunsil	DT	94	D. Payne
LG	74	B. Coleman	DT	99	D. Armstrong
C	63	T. Blasatz	DE	92	D. Armstrong
RG	67	N. Allegretti	LB	54	B. Wagner
RT	72	J. Conerly Jr.	LB	4	F. Luvu
TE	86	Z. Ertz	CB	2	M. Lattimore
TE	87	J. Bates	CB	23	T. Amos
WR	85	N. Brown	CB	0	M. Sainristil
QB	5	J. Daniels	S	3	W. Harris
RB	30	A. Ekelier	S	20	Q. Martin

## Green Bay Packers Starters

OFFENSE			DEFENSE		
WR	87	R. Doubs	DE	52	R. Gary
WR	13	D. Wicks	DT	95	D. Wyatt
WR	11	J. Reed	DT	96	C. Wooden
LT	63	R. Walker	DE	1	M. Parsons
LG	77	J. Morgan	LB	58	I. McDuffie
C	74	E. Jenkins	LB	7	Q. Walker
RG	75	S. Rhyan	LB	56	E. Cooper
RT	71	A. Shelton	CB	25	K. Nixon
TE	85	T. Kraft	CB	21	N. Hobbs
QB	10	J. Love	S	29	X. McKinney
RB	8	J. Jacobs	S	33	E. Williams

OFFICIALS: Referee: Brad Rogers (126), Umpire: Bryan Neale (92), Down Judge: Patrick Turner (13), Line Judge: Kevin Cody (16), Field Judge: Joe Blubaugh (57), Side Judge: David Mrowka (118), Back Judge: Greg Yette (38), Replay Official: Denise Crupin, Replay Assistant: Brian Smith

## SCORING DRIVES

TEAM	QTR	TIME	SCORING PLAY	WAS	GB
Packers	1	04:33	R.Doubs 5 yd. pass from J.Love (B.McManus kick) (7-96, 3:35)	0	7
Packers	2	07:34	J.Jacobs 2 yd. run (B.McManus kick) (10-92, 4:50)	0	14
Commanders	2	04:27	M.Gay 51 yd. Field Goal (9-37, 3:07)	3	14
Packers	3	06:37	B.McManus 22 yd. Field Goal (10-54, 5:17)	3	17
Commanders	4	13:45	Z.Ertz 20 yd. pass from J.Daniels (M.Gay kick) (11-50, 4:46)	10	17
Packers	4	08:57	T.Kraft 8 yd. pass from J.Love (B.McManus kick) (9-65, 4:46)	10	24
Packers	4	06:42	B.McManus 56 yd. Field Goal (4-2, 1:00)	10	27
Commanders	4	02:53	D.Samuel 10 yd. pass from J.Daniels (J.Daniels-L.McCaffrey pass) (10-65, 3:49)	18	27

## WASHINGTON COMMANDERS

PASSING	ATT	CP	YDS	SK/YD	TD	LG	INT	RTG
Jayden Daniels	42	24	200	4/21	2	20t	0	85.4
TOTAL	42	24	200	4/21	2	20t	0	85.4

RUSHING	ATT	YDS	AVG	LG	TD
Austin Ekelier	8	17	2.1	5	0
Jayden Daniels	7	17	2.4	8	0
Jacory Croskey-Merritt	4	17	4.3	5	0
TOTAL	19	51	2.7	8	0

RECEIVING	NO	YDS	AVG	LG	TD
Deebo Samuel Sr.	7	44	6.3	12	1
Zach Ertz	6	64	10.7	20t	1
Terry McLaurin	5	48	9.6	14	0
Austin Ekelier	2	7	3.5	4	0
Luke McCaffrey	1	19	19.0	19	0
Noah Brown	1	9	9.0	9	0
Ben Sinnott	1	7	7.0	7	0
Jaylin Lane	1	2	2.0	2	0
TOTAL	24	200	8.3	20t	2

TOP DEFENSE	TOT	SOLO	AST	SCK	YDS	INT
Bobby Wagner	11	3	8	0.0	0.0	0
Quan Martin	7	4	3	0.0	0.0	0
Marshon Lattimore	6	5	1	0.0	0.0	0

FIELD GOALS	FGM/FGA	PERCENT	RESULTS
Matt Gay	1-3	33.3	51G, 58WL, 52RU
TOTAL	1-3	33.3	

## GREEN BAY PACKERS

PASSING	ATT	CP	YDS	SK/YD	TD	LG	INT	RTG
Jordan Love	31	19	292	2/23	2	57	0	113.9
TOTAL	31	19	292	2/23	2	57	0	113.9

RUSHING	ATT	YDS	AVG	LG	TD
Josh Jacobs	23	84	3.7	10	1
Savion Williams	2	24	12.0	16	0
Matthew Golden	2	15	7.5	9	0
Jordan Love	3	12	4.0	14	0
TOTAL	30	135	4.5	16	1

RECEIVING	NO	YDS	AVG	LG	TD
Tucker Kraft	6	124	20.7	57	1
Don'tayvion Wicks	4	44	11.0	14	0
Romeo Doubs	3	28	9.3	17	1
Chris Brooks	3	27	9.0	16	0
Luke Musgrave	2	32	16.0	23	0
Malik Heath	1	37	37.0	37	0
TOTAL	19	292	15.4	57	2

TOP DEFENSE	TOT	SOLO	AST	SCK	YDS	INT
Edgerrin Cooper	10	7	3	0.5	5.0	0
Quay Walker	8	4	4	0.0	0.0	0
Javon Bullard	5	5	0	0.0	0.0	0

FIELD GOALS	FGM/FGA	PERCENT	RESULTS
Brandon McManus	2-3	66.7	48LU, 22G, 56G
TOTAL	2-3	66.7	

GREEN BAY, Wis. (AP) — Jordan Love threw for 292 yards and two touchdowns and the Packers beat the Washington Commanders, 27-18, on Thursday night. Tight end Tucker Kraft caught six passes for a career-high 124 yards. Love and Kraft connected for an 8-yard touchdown strike with 8:57 left to thwart the Commanders' comeback attempt. Love went 19 of 31 to lead an offense that was playing without injured linemen Zach Tom and Aaron Banks. Love's other TD pass was a 5-yarder to Romeo Doubs in the first quarter. Jayden Daniels was 24 of 42 for 200 yards with TD passes of 20 yards to Zach Ertz and 10 yards to Deebo Samuel. Daniels was sacked four times and pressured all night. Green Bay built a 14-3 halftime lead by putting together two TD drives of 90-plus yards. Doubs' touchdown capped a seven-play, 96-yard drive that included a 57-yard completion to Kraft, plus a 14-yard scramble by Love on third-and-9 from Washington's 19. Josh Jacobs made it 14-0 with a 2-yard TD run to finish a 10-play, 92-yard march that featured a 37-yard completion to Malik Heath. Jacobs finished with 84 yards on 23 carries. Washington gained 23 yards on its first three series before getting on the board with a 51-yard field goal from Matt Gay. After Brandon McManus' 22-yard field goal made it 17-3 in the third quarter, Washington cut the margin to 17-10 on Ertz's touchdown catch with 13:45 remaining. The Packers reached the end zone on their next series, and McManus added a 56-yard field goal later in the fourth quarter.

## Team Statistics

First Downs	15
3rd-Down Eff. (Made/Att/Pct)	5/16/31%
4th-Down Eff. (Made/Att/Pct)	1/3/33%
Total Net Yards	230
Total Plays	65
Yards Per Play	3.5
Rushes/Net Yards	19/51
Net Passing	179
Pass Attempts/Completions	42/24
Had Intercepted	0
Sacked/Yards Lost	4/21
Punts/Average	4/46.8
Penalties/Yards	5/30
Fumbles/Lost	0/0
Possession Time	27:34

## Commanders

15
5/16/31%
1/3/33%
230
65
3.5
19/51
179
42/24
0
4/21
4/46.8
5/30
0/0
27:34

## Packers

22
5/12/42%
0/1/0%
404
63
6.4
30/135
269
31/19
0
2/23
4/53.3
10/77
0/0
32:26

# GAME SUMMARIES



## WEEK 3 Cleveland Browns 13, Green Bay Packers 10 65,470 🏈 Huntington Bank Field 🏈 Sep 21, 2025

Green Bay Packers	0	3	7	0	—	10
Cleveland Browns	0	0	0	13	—	13

### Cleveland Browns Starters

OFFENSE			DEFENSE		
WR	16	I. Bond	DE	95	M. Garrett
WR	19	C. Tillman	DT	96	M. Collins
TE	85	D. Njoku	DT	94	M. Graham
LT	71	C. Lucas	DE	57	I. McGuire
LG	75	J. Bitonio	LB	49	C. Schwesinger
C	55	E. Pocic	LB	30	D. Bush
LG	77	W. Teller	CB	26	M. Harden
LB	79	D. Jones	CB	21	D. Ward
WR	3	J. Jaudy	CB	0	G. Newsome II
QB	15	J. Flacco	S	9	G. Delpit
RB	10	Q. Judkins	S	33	R. Hickman

### Green Bay Packers Starters

OFFENSE			DEFENSE		
WR	87	R. Doubs	DE	52	R. Gary
WR	13	D. Wicks	DT	95	D. Wyatt
WR	0	M. Golden	DT	96	C. Wooden
LT	63	R. Walker	DE	1	M. Parsons
LG	65	A. Banks	LB	7	Q. Walker
C	74	E. Jenkins	LB	56	E. Cooper
RG	75	S. Rhyan	CB	25	K. Nixon
RT	50	Z. Tom	CB	21	N. Hobbs
TE	85	T. Kraft	S	29	X. McKinnley
QB	10	J. Love	S	20	J. Bullard
RB	8	J. Jacobs	S	33	E. Williams

### SCORING DRIVES

TEAM	QTR	TIME	SCORING PLAY	GB	CLE
Packers	2	14:53	B. McManus 39 yd. Field Goal (13-43, 7:23)	3	0
Packers	3	03:23	J. FitzPatrick 3 yd. pass from J. Love (B. McManus kick) (14-71, 7:41)	10	0
Browns	4	03:38	A. Szmyt 35 yd. Field Goal (12-63, 5:48)	10	3
Browns	4	03:01	Q. Judkins 1 yd. run (A. Szmyt kick) (1-4, 0:07)	10	10
Browns	4	00:00	A. Szmyt 55 yd. Field Goal (5-16, 0:21)	10	13

### GREEN BAY PACKERS

PASSING	ATT	CP	YDS	SK/YD	TD	LG	INT	RTG
Jordan Love	25	18	183	5/34	1	34	1	89.2
TOTAL	25	18	183	5/34	1	34	1	89.3

RUSHING	ATT	YDS	AVG	LG	TD
Josh Jacobs	16	30	1.9	7	0
Emanuel Wilson	6	25	4.2	9	0
Jordan Love	4	18	4.5	10	0
Matthew Golden	3	9	3.0	4	0
Savion Williams	2	-1	-0.5	2	0
TOTAL	31	81	2.6	10	0

RECEIVING	NO	YDS	AVG	LG	TD
Josh Jacobs	5	44	8.8	31	0
Matthew Golden	4	52	13.0	34	0
Tucker Kraft	3	29	9.7	18	0
Romeo Doubs	2	25	12.5	16	0
Dontayvion Wicks	2	21	10.5	16	0
John FitzPatrick	2	12	6.0	9	1
TOTAL	18	183	10.2	34	1

TOP DEFENSE	TOT	SOLO	AST	SCK	YDS	INT
Quay Walker	14	6	8	0.0	0.0	0
Evan Williams	6	4	2	0.0	0.0	0
Xavier McKinney	6	2	4	0.0	0.0	1

FIELD GOALS	FGM/FGA	PERCENT	RESULTS
Brandon McManus	1-2	50.0	39G, 43B
TOTAL	1-2	50.0	

### CLEVELAND BROWNS

PASSING	ATT	CP	YDS	SK/YD	TD	LG	INT	RTG
Joe Flacco	36	21	142	2/17	0	17	1	55.6
TOTAL	36	21	142	2/17	0	17	1	55.6

RUSHING	ATT	YDS	AVG	LG	TD
Quinshon Judkins	18	94	5.2	38	1
Dylan Sampson	1	2	2.0	2	0
TOTAL	19	96	5.1	38	1

RECEIVING	NO	YDS	AVG	LG	TD
David Njoku	5	40	8.0	13	0
Jerome Ford	4	10	2.5	10	0
Cedric Tillman	3	26	8.7	10	0
Harold Fannin	3	25	8.3	13	0
Isaiah Bond	2	16	8.0	17	0
Jamari Thrash	2	7	3.5	4	0
Jerry Jaudy	1	17	17.0	17	0
Quinshon Judkins	1	1	1.0	1	0
TOTAL	21	142	6.8	17	0

TOP DEFENSE	TOT	SOLO	AST	SCK	YDS	INT
Grant Delpit	9	6	3	0.0	0.0	1
Carson Schwesinger	9	6	3	1.0	11.0	0
Devin Bush	7	3	4	0.0	0.0	0

FIELD GOALS	FGM/FGA	PERCENT	RESULTS
Andre Szmyt	2-2	100.0	35G, 55G
TOTAL	2-2	100.0	

CLEVELAND (AP) — Rookie kicker Andre Szmyt booted a 55-yard field goal as time expired to give the Browns an improbable 13-10 victory over the Green Bay Packers on Sunday. Cleveland (1-2) scored all of its points in the final 3:38 to snap an eight-game losing streak dating to last season. Cleveland's defense sacked Jordan Love five times before coming up with a crucial turnover. The Browns got their first takeaway of the season with 3:18 remaining when Grant Delpit picked off Love's pass and returned it 25 yards to the Packers' 4. Quinshon Judkins had 94 yards on 18 carries, including his first NFL touchdown on a 1-yard run up the middle to tie it at 10 with 3:02 remaining in the fourth quarter. Joe Flacco completed 21 of 36 passes for 142 yards and an interception. Special teams not only got two field goals from Szmyt, but Shelby Harris blocked a potential game-winning 43-yard field goal attempt from Brandon McManus after Judkins' TD and Greg Newsome II recovered at the 47. Harris and Maliek Collins were able to get penetration over the guard, which led to the block. Cleveland took over and went 16 yards in five plays. Flacco had an 8-yard completion to David Njoku on third-and-2 to get the ball to the Packers' 35. Flacco then spiked the ball, bringing Szmyt on with two seconds remaining. Love completed 18 of 25 passes for 183 yards, including a 3-yard TD to John FitzPatrick with 3:23 remaining in the third quarter to put the Packers up, 10-0.

### Team Statistics

First Downs	14	15
3rd-Down Eff. (Made/Att/Pct)	10/18/56%	4/13/31%
4th-Down Eff. (Made/Att/Pct)	0/0/0%	1/2/50%
Total Net Yards	230	221
Total Plays	61	57
Yards Per Play	3.8	3.9
Rushes/Net Yards	31/61	19/96
Net Passing	149	125
Pass Attempts/Completions	25/18	36/21
Had Intercepted	1	1
Sacked/Yards Lost	5/34	2/17
Punts/Average	5/53.0	6/48.5
Penalties/Yards	14/75	8/90
Fumbles/Lost	1/0	0/0
Possession Time	34:14	25:46

### Packers Browns

14	15
10/18/56%	4/13/31%
0/0/0%	1/2/50%
230	221
61	57
3.8	3.9
31/61	19/96
149	125
25/18	36/21
1	1
5/34	2/17
5/53.0	6/48.5
14/75	8/90
1/0	0/0
34:14	25:46

# GAME SUMMARIES



## WEEK 4

Dallas Cowboys 40, Green Bay Packers 40 (OT)  
93,353 ★ AT&T Stadium ★ Sep 28, 2025



Green Bay Packers	7
Dallas Cowboys	0

6	7	17	3	40
16	7	14	3	40

### Dallas Cowboys Starters

OFFENSE	DEFENSE
WR 3 G. Pickens	DE 13 D. Fowler
LT 60 T. Guyton	DT 97 O. Odehinde
LG 73 T. Smith	DT 95 K. Clark
C 67 B. Hoffman	DE 94 M. Kneeland
RG 66 T. Bass	LB 59 K. Murray
RT 78 T. Steale	LB 57 J. Sanborn
TE 87 J. Ferguson	LB 35 M. Lufau
QB 4 D. Prescott	CB 26 D. Bland
RB 33 J. Williams	CB 20 K. Elam
WR 9 K. Turpin	S 28 M. Hooker
WR 1 J. Tolbert	S 6 D. Wilson

### Green Bay Packers Starters

OFFENSE	DEFENSE
WR 87 R. Doubs	DE 52 R. Gary
WR 13 D. Wicks	DT 96 D. Wyatt
LT 63 R. Walker	DT 96 C. Wooden
LG 77 J. Morgan	DE 1 M. Parsons
C 74 E. Jenkins	LB 7 O. Walker
RG 75 S. Rippen	LB 56 E. Cooper
RT 70 D. Kimnard	CB 25 K. Nixon
TE 85 T. Kraft	CB 21 N. Hobbs
TE 88 L. Musgrave	S 29 X. McKinney
QB 10 J. Love	S 20 J. Bullard
RB 8 J. Jacobs	S 33 E. Williams

### SCORING DRIVES

TEAM	QTR	TIME	SCORING PLAY	GB	DAL
Packers	1	10:02	R.Doubs 2 yd. pass from J.Love (B.McManus kick) (8-69, 4:58)	7	0
Packers	2	10:37	R.Doubs 1 yd. pass from J.Love (9-68, 5:41)	13	0
Cowboys	2	00:41	D.Prescott 2 yd. run (B.Aubrey kick) (11-95, 5:09)	13	7
Cowboys	2	00:09	G.Pickens 15 yd. pass from D.Prescott (B.Aubrey kick) (1-15, 0:04)	13	14
Packers	3	07:08	J.Jacobs 1 yd. run (B.McManus kick) (9-76, 5:25)	20	14
Cowboys	3	00:34	J.Ferguson 8 yd. pass from D.Prescott (B.Aubrey kick) (12-80, 6:34)	20	21
Packers	4	11:39	J.Jacobs 18 yd. run (B.McManus kick) (8-70, 3:55)	27	21
Cowboys	4	04:50	J.Williams 1 yd. run (B.Aubrey kick) (14-77, 6:49)	27	28
Packers	4	01:45	R.Doubs 15 yd. pass from J.Love (B.McManus kick) (10-80, 3:05)	34	28
Cowboys	4	00:43	G.Pickens 28 yd. pass from D.Prescott (B.Aubrey kick) (4-54, 1:02)	34	35
Packers	4	00:00	B.McManus 53 yd. Field Goal (7-39, 0:43)	37	35
Cowboys	OT	04:40	B.Aubrey 22 yd. Field Goal (10-76, 5:20)	37	38
Packers	OT	00:00	B.McManus 34 yd. Field Goal (13-64, 4:40)	40	38

### GREEN BAY PACKERS

PASSING	ATT	CP	YDS	SK/YD	TD	LG	INT	RTG
Jordan Love	43	31	337	1/12	3	46	0	118.1
TOTAL	43	31	337	1/12	3	46	0	118.1

RUSHING	ATT	YDS	AVG	LG	TD
Josh Jacobs	22	86	3.9	19	2
Emanuel Wilson	8	44	5.5	13	0
Jordan Love	3	28	9.3	25	0
Matthew Golden	1	5	5.0	5	0
Savion Williams	1	1	1.0	1	0
TOTAL	35	164	4.7	25	2

RECEIVING	NO	YDS	AVG	LG	TD
Romeo Doubs	6	58	9.7	18	3
Matthew Golden	5	58	11.6	46	0
Tucker Kraft	5	56	11.2	16	0
Josh Jacobs	4	71	17.8	28	0
Emanuel Wilson	3	37	12.3	25	0
Savion Williams	3	22	7.3	16	0
Dontayvion Wicks	2	19	9.5	15	0
Malik Heath	1	9	9.0	9	0
Luke Musgrave	1	6	6.0	6	0
Chris Brooks	1	1	1.0	1	0
TOTAL	31	337	10.9	46	3

TOP DEFENSE	TOT	SOLO	AST	SCK	YDS	INT
Quay Walker	11	6	5	0.0	0.0	0
Evan Williams	9	5	4	0.0	0.0	0
Edgerrin Cooper	7	5	2	0.0	0.0	0

FIELD GOALS	FGM/FGA	PERCENT	RESULTS
Brandon McManus	2-2	100.0	53G, 34G
TOTAL	2-2	100.0	

### DALLAS COWBOYS

PASSING	ATT	CP	YDS	SK/YD	TD	LG	INT	RTG
Dak Prescott	40	31	319	1/0	3	34	0	124.9
TOTAL	40	31	319	1/0	3	34	0	124.9

RUSHING	ATT	YDS	AVG	LG	TD
Javonte Williams	20	85	4.3	13	1
Ryan Flournoy	1	12	12.0	12	0
Miles Sanders	2	8	4.0	5	0
Hunter Luepke	1	6	6.0	6	0
KaVontae Turpin	1	4	4.0	4	0
Dak Prescott	1	2	2.0	2	1
TOTAL	26	117	4.5	13	2

RECEIVING	NO	YDS	AVG	LG	TD
George Pickens	8	134	16.8	28	2
Jake Ferguson	7	40	5.7	11	1
Jalen Tolbert	4	61	15.3	34	0
KaVontae Turpin	3	30	10.0	15	0
Javonte Williams	3	15	5.0	9	0
Miles Sanders	2	17	8.5	9	0
Ryan Flournoy	2	14	7.0	11	0
Luke Schoonmaker	2	8	4.0	5	0
TOTAL	31	319	10.3	34	3

TOP DEFENSE	TOT	SOLO	AST	SCK	YDS	INT
Jack Sanborn	11	6	5	0.0	0.0	0
Kenneth Murray	9	4	5	0.0	0.0	0
Donovan Wilson	7	6	1	0.0	0.0	0

FIELD GOALS	FGM/FGA	PERCENT	RESULTS
Brandon Aubrey	1-1	100.0	22G
TOTAL	1-1	100.0	

ARLINGTON, Texas (AP) — Brandon Aubrey and Brandon McManus traded short field goals in overtime, and a Micah Parsons sack played a role in keeping the Dallas Cowboys out of the end zone in the extra period of a 40-40 tie. Dak Prescott and Jordan Love had three TD passes apiece in regulation, which included seven consecutive lead-changing TDs before McManus' tying 53-yard field goal as time expired. The second-highest scoring tie in pro football history was the first for Dallas since 1969. The Packers last tied in 2018. The Cowboys had a first down at the Green Bay 5 to start overtime. The drive stalled with help from Parsons, who caught Prescott from behind for no gain and was credited with the sack. The Cowboys settled for Aubrey's 22-yard field goal. Romeo Doubs caught all three of Love's TD passes and finished with 58 yards on six catches. Josh Jacobs rushed for two TDs and finished with 157 total yards. Love threw for 337 yards. Javonte Williams powered in from the 1, giving the Cowboys a 30-27 lead with 4:50 remaining. Two more TDs followed. Prescott threw for 319 yards and ran for a score, and George Pickens had eight catches for 134 yards and two TDs. The Packers were up 13-0 after Love's second TD toss to Doubs when Jaquay Thomas blocked McManus' PAT attempt and Markquese Bell returned it for a two-point conversion. The Packers still haven't lost at AT&T Stadium. They're 6-0-1 counting the Super Bowl victory over Pittsburgh to cap the 2010 season.

### Team Statistics

First Downs	32
3rd-Down Eff. (Made/Att/Pct)	10/14/71%
4th-Down Eff. (Made/Att/Pct)	1/1/100%
Total Net Yards	489
Total Plays	79
Yards Per Play	6.2
Rushes/Net Yards	35/164
Net Passing	325
Pass Attempts/Completions	43/31
Had Intercepted	0
Sacked/Yards Lost	1/12
Punts/Average	2/41.5
Penalties/Yards	7/53
Fumbles/Lost	1/1
Possession Time	35:33

### Packers Cowboys

First Downs	32	26
3rd-Down Eff. (Made/Att/Pct)	10/14/71%	4/11/36%
4th-Down Eff. (Made/Att/Pct)	1/1/100%	1/1/100%
Total Net Yards	489	436
Total Plays	79	67
Yards Per Play	6.2	6.5
Rushes/Net Yards	35/164	26/117
Net Passing	325	319
Pass Attempts/Completions	43/31	40/31
Had Intercepted	0	0
Sacked/Yards Lost	1/12	1/0
Punts/Average	2/41.5	4/40
Penalties/Yards	7/53	11/95
Fumbles/Lost	1/1	0/0
Possession Time	35:33	34:27

# National Football League Game Summary

NFL Copyright © 2025 by The National Football League. All rights reserved. This summary and play-by-play is for the express purpose of assisting media in their coverage of the game; any other use of this material is prohibited without the written permission of the National Football League.

Date: Sunday, 9/28/2025	Green Bay Packers at Dallas Cowboys	Start Time: 7:22 PM CDT
at AT&T Stadium, Arlington, TX		
Game Day Weather		

Game Weather: Partly Cloudy

Retractable Roof - Open on Artificial Turf

Temp: 81° F (27.2° C) Humidity: 42%, Wind: NE 2 mph

Officials		
Referee: Torbert, Ronald (62)	Umpire: Anderson, Barry (20)	Down Judge: LeBlanc, Frank (44)
Line Judge: Bolinger, Brian (40)	Field Judge: Dickson, Ryan (25)	Side Judge: Washington, Keith (7)
Back Judge: Freeman, Brad (88)	Replay Official: Stine, Kevin (0)	

Lineups			
Green Bay Packers		Dallas Cowboys	
Offense	Defense	Offense	Defense
WR 13 D.Wicks	DE 52 R.Gary	WR 3 G.Pickens	DE 94 M.Kneeland
TE 85 T.Kraft	DT 95 D.Wyatt	LT 60 T.Guyton	DT 97 O.Odighizuwa
LT 63 R.Walker	DT 96 C.Wooden	LG 73 T.Smith	DT 95 K.Clark
LG 77 J.Morgan	DE 1 M.Parsons	C 67 B.Hoffman	DE 13 D.Fowler
C 74 E.Jenkins	LB 7 Q.Walker	RG 66 T.Bass	MLB 57 J.Sanborn
RG 75 S.Rhyan	LB 56 E.Cooper	RT 78 T.Steele	LB 59 K.Murray
RT 70 D.Kinnard	CB 25 K.Nixon	TE 87 J.Ferguson	LB 35 M.Liufau
WR 87 R.Doubs	CB 21 N.Hobbs	WR 1 J.Tolbert	CB 20 K.Elam
TE 88 L.Musgrave	S 20 J.Bullard	WR 9 K.Turpin	CB 26 D.Bland
QB 10 J.Love	S 29 X.McKinney	QB 4 D.Prescott	S 28 M.Hooker
RB 8 J.Jacobs	S 33 E.Williams	RB 33 J.Williams	S 6 D.Wilson

Substitutions		Substitutions	
WR 0 M.Golden, CB 16 B.Melton, K 17 B.McManus, WR 18 M.Heath, P 19 D.Whelan, RB 23 E.Wilson, CB 24 C.Valentine, S 27 K.Oladapo, RB 30 C.Brooks, LB 31 N.Niemann, S 39 Z.Anderson, LS 42 M.Orzech, DL 55 K.Enagbare, LB 58 I.McDuffie, LB 59 T.Hopper, G/T 67 D.Jennings, T 72 B.Banks, WR 83 S.Williams, TE 86 J.FitzPatrick, TE 89 B.Sims, DL 90 L.Van Ness, DL 93 N.Stackhouse, DL 94 K.Brooks, DL 99 B.Sorrell		S 2 J.Thomas, P 5 B.Anger, CB 7 T.Diggs, S 14 M.Bell, WR 16 J.Moreno-Cropper, K 17 B.Aubrey, WR 19 R.Flournoy, RB 24 M.Sanders, CB 25 T.Bridges, DB 27 R.Steward, CB 29 C.Goodwin, RB 40 H.Luepke, DE 41 D.Ezeiruaku, DE 42 J.Clowney, LS 44 T.Sieg, LB 50 S.James, DE 53 J.Houston, DE 54 S.Williams, DT 58 M.Smith, T 71 N.Thomas, T 75 H.Adeniji, TE 86 L.Schoonmaker, TE 89 B.Spann-Ford, DT 90 S.Thomas	

Did Not Play		Did Not Play	
QB 2 M.Willis, G/C 68 L.Smith		QB 10 J.Milton, G 76 T.Keegan	

Not Active		Not Active	
CB 36 K.Hadden, OL 50 Z.Tom, G 65 A.Banks, T 71 A.Belton, DL 91 W.Brinson		LB 18 D.Clark, RB 23 J.Blue, G 52 T.Booker, T 69 A.Cornelius, WR 88 C.Lamb, DT 93 J.Toia	

Field Goals (made ) & missed)			
B.McManus	(53) (34)	B.Aubrey	(22)
		1	2
VISITOR:	Green Bay Packers	7	6
HOME:	Dallas Cowboys	0	16
		3	7
		4	14
		OT	3
		Total	40

Scoring Plays					
Team	Qtr	Time	Play Description (Extra Point) (Drive Info)	Visitor	Home
Packers	1	10:02	R.Doubs 2 yd. pass from J.Love (B.McManus kick) (8-69, 4:58)	7	0
Packers	2	10:37	R.Doubs 1 yd. pass from J.Love (9-68, 5:41)	13	0
Cowboys	2	10:37	M.Bell defensive two point conversion	13	2
Cowboys	2	0:41	D.Prescott 2 yd. run (B.Aubrey kick) (11-95, 5:09)	13	9
Cowboys	2	0:09	G.Pickens 15 yd. pass from D.Prescott (B.Aubrey kick) (1-15, 0:04)	13	16
Packers	3	7:08	J.Jacobs 1 yd. run (B.McManus kick) (9-76, 5:25)	20	16
Cowboys	3	0:34	J.Ferguson 8 yd. pass from D.Prescott (B.Aubrey kick) (12-80, 6:34)	20	23
Packers	4	11:39	J.Jacobs 18 yd. run (B.McManus kick) (8-70, 3:55)	27	23
Cowboys	4	4:50	J.Williams 1 yd. run (B.Aubrey kick) (14-77, 6:49)	27	30

# National Football League Game Summary

NFL Copyright © 2025 by The National Football League. All rights reserved. This summary and play-by-play is for the express purpose of assisting media in their coverage of the game; any other use of this material is prohibited without the written permission of the National Football League.

Packers	4	1:45	R.Doubs 15 yd. pass from J.Love (B.McManus kick) (10-80, 3:05)	34	30
Cowboys	4	0:43	G.Pickens 28 yd. pass from D.Prescott (B.Aubrey kick) (4-54, 1:02)	34	37
Packers	4	0:00	B.McManus 53 yd. Field Goal (7-39, 0:43)	37	37
Cowboys	5	4:40	B.Aubrey 22 yd. Field Goal (10-76, 5:20)	37	40
Packers	5	0:00	B.McManus 34 yd. Field Goal (13-64, 4:40)	40	40
Paid Attendance: 93,353				Time: 3:47	



Final Individual Statistics

Green Bay Packers

Dallas Cowboys

RUSHING							RUSHING										
	ATT	YDS	AVG	LG	TD			ATT	YDS	AVG	LG	TD					
J.Jacobs	22	86	3.9	19	2	J.Williams		20	85	4.3	13	1					
E.Wilson	8	44	5.5	13	0	R.Flournoy		1	12	12.0	12	0					
J.Love	3	28	9.3	25	0	M.Sanders		2	8	4.0	5	0					
M.Golden	1	5	5.0	5	0	H.Luepke		1	6	6.0	6	0					
S.Williams	1	1	1.0	1	0	K.Turpin		1	4	4.0	4	0					
						D.Prescott		1	2	2.0	2	1					
Total	35	164	4.7	25	2	Total		26	117	4.5	13	2					
PASSING									PASSING								
	ATT	CMP	YDS	SK/YD	TD	LG	IN	RT		ATT	CMP	YDS	SK/YD	TD	LG	IN	RT
J.Love	43	31	337	1/12	3	46	0	118.1	D.Prescott	40	31	319	1/0	3	34	0	124.9
Total	43	31	337	1/12	3	46	0	118.1	Total	40	31	319	1/0	3	34	0	124.9
PASS RECEIVING									PASS RECEIVING								
	TAR	REC	YDS	AVG	LG	TD				TAR	REC	YDS	AVG	LG	TD		
R.Doubs	8	6	58	9.7	18	3	G.Pickens		11	8	134	16.8	28	2			
M.Golden	6	5	58	11.6	46	0	J.Ferguson		7	7	40	5.7	11	1			
T.Kraft	5	5	56	11.2	16	0	J.Tolbert		6	4	61	15.3	34	0			
J.Jacobs	4	4	71	17.8	28	0	K.Turpin		4	3	30	10.0	15	0			
E.Wilson	3	3	37	12.3	25	0	J.Williams		3	3	15	5.0	9	0			
S.Williams	3	3	22	7.3	16	0	M.Sanders		2	2	17	8.5	9	0			
D.Wicks	4	2	19	9.5	15	0	R.Flournoy		2	2	14	7.0	11	0			
M.Heath	1	1	9	9.0	9	0	L.Schoonmaker		2	2	8	4.0	5	0			
L.Musgrave	1	1	6	6.0	6	0	H.Luepke		1	0	0	0.0	0	0			
C.Brooks	1	1	1	1.0	1	0											
Total	36	31	337	10.9	46	3	Total		38	31	319	10.3	34	3			
INTERCEPTIONS							INTERCEPTIONS										
	NO	YDS	AVG	LG	TD			NO	YDS	AVG	LG	TD					
Total	0	0	0	0	0	Total		0	0	0	0	0					
PUNTING							PUNTING										
	NO	YDS	AVG	NET	TB	IN20	LG		NO	YDS	AVG	NET	TB	IN20	LG		
D.Whelan	2	83	41.5	41.5	0	2	43	B.Anger	4	190	47.5	43.5	0	1	51		
Total	2	83	41.5	41.5	0	2	43	Total	4	190	47.5	43.5	0	1	51		
PUNT RETURNS							PUNT RETURNS										
	NO	YDS	AVG	FC	LG	TD			NO	YDS	AVG	FC	LG	TD			
M.Golden	2	11	5.5	1	9	0	K.Turpin		0	0	0.0	1	0	0			
R.Doubs	1	5	5.0	0	5	0	[DOWNED]		1	0	0.0	0	0	0			
Total	3	16	5.3	1	9	0	Total		0	0	0.0	1	0	0			
KICKOFF RETURNS							KICKOFF RETURNS										
	NO	YDS	AVG	FC	LG	TD			NO	YDS	AVG	FC	LG	TD			
B.Melton	2	60	30.0	0	30	0	K.Turpin		6	175	29.2	0	45	0			
S.Williams	1	24	24.0	0	24	0	[TOUCHBACK]		1	0	0.0	0	0	0			
[TOUCHBACK]	4	0	0.0	0	0	0											
Total	3	84	28.0	0	30	0	Total		6	175	29.2	0	45	0			

Green Bay Packers

FUMBLES	FUM	LOST	OWN-REC	YDS	TD	FORCED	OPP-REC	YDS	TD	OUT-BDS
J.Love	1	1	0	0	0	0	0	0	0	0
Total	1	1	0	0	0	0	0	0	0	0

Dallas Cowboys

FUMBLES	FUM	LOST	OWN-REC	YDS	TD	FORCED	OPP-REC	YDS	TD	OUT-BDS
J.Houston	0	0	0	0	0	1	1	0	0	0
Total	0	0	0	0	0	1	1	0	0	0

Green Bay Packers vs Dallas Cowboys  
9/28/2025 at AT&T Stadium

Final Team Statistics

	Visitor Packers	Home Cowboys
TOTAL FIRST DOWNS	32	26
By Rushing	11	8
By Passing	16	17
By Penalty	5	1
THIRD DOWN EFFICIENCY	10-14-71.4%	4-11-36.4%
FOURTH DOWN EFFICIENCY	1-1-100.0%	1-1-100.0%
TOTAL NET YARDS	489	436
Total Offensive Plays (inc. times thrown passing)	79	67
Average gain per offensive play	6.2	6.5
NET YARDS RUSHING	164	117
Total Rushing Plays	35	26
Average gain per rushing play	4.7	4.5
Tackles for a loss-number and yards	3-7	1-1
NET YARDS PASSING	325	319
Times thrown - yards lost attempting to pass	1-12	1-0
Gross yards passing	337	319
PASS ATTEMPTS-COMPLETIONS-HAD INTERCEPTED	43-31-0	40-31-0
Avg gain per pass play (inc.# thrown passing)	7.4	7.8
KICKOFFS Number-In End Zone-Touchbacks	7-4-1	7-5-4
PUNTS Number and Average	2-41.5	4-47.5
Had Blocked	0	0
FGs - PATs Had Blocked	0-1	0-0
Net Punting Average	41.5	43.5
TOTAL RETURN YARDAGE (Not Including Kickoffs)	16	0
No. and Yards Punt Returns	3-16	0-0
No. and Yards Kickoff Returns	3-84	6-175
No. and Yards Interception Returns	0-0	0-0
PENALTIES Number and Yards	7-53	11-95
FUMBLES Number and Lost	1-1	0-0
TOUCHDOWNS	5	5
Rushing	2	2
Passing	3	3
EXTRA POINTS Made-Attempts	4-5	5-5
Kicking Made-Attempts	4-5	5-5
FIELD GOALS Made-Attempts	2-2	1-1
RED ZONE EFFICIENCY	5-6-83%	4-5-80%
GOAL TO GO EFFICIENCY	3-3-100%	2-3-67%
SAFETIES	0	0
FINAL SCORE	40	40
TIME OF POSSESSION	35:33	34:27

Ball Possession And Drive Chart

Green Bay Packers														
#	Time Recd	Time Lost	Time Poss	How Ball Obtained	Drive Began	# Play	Yds Gain	Yds Pen	Net Yds	1st Down	Last Scrm	How Given Up		
1	15:00	10:02	4:58	Kickoff	GB 31	8	73	-4	69	3	* DAL 2	Touchdown		
2	8:00	4:14	3:46	Punt	GB 15	7	46	-15	31	2	GB 46	Punt		
3	1:18	10:37	5:41	Punt	GB 32	9	73	-5	68	5	* DAL 1	Touchdown		
4	8:33	5:50	2:43	Punt	GB 40	5	0	15	15	1	DAL 45	Punt		
5	0:41	0:13	0:28	Kickoff	GB 20	4	0	-5	-5	1	GB 27	Fumble		
6	0:09	0:00	0:09	Kickoff	GB 35	1	-1	0	-1	0	GB 35	End of Half		
7	12:33	7:08	5:25	Punt	GB 24	9	65	11	76	5	* DAL 1	Touchdown		
8	0:34	11:39	3:55	Kickoff	GB 30	8	65	5	70	4	* DAL 18	Touchdown		
9	4:50	1:45	3:05	Kickoff	GB 20	10	65	15	80	5	* DAL 15	Touchdown		
10	0:43	0:00	0:43	Kickoff	GB 26	7	39	0	39	2	DAL 35	Field Goal		
11	4:40	0:00	4:40	Kickoff	GB 20	13	64	0	64	4	* DAL 16	Field Goal		
(293) Average GB 27														
Dallas Cowboys														
#	Time Recd	Time Lost	Time Poss	How Ball Obtained	Drive Began	# Play	Yds Gain	Yds Pen	Net Yds	1st Down	Last Scrm	How Given Up		
1	10:02	8:00	2:02	Kickoff	DAL 28	3	6	0	6	0	DAL 34	Punt		
2	4:14	1:18	2:56	Punt	DAL 11	5	20	-5	15	1	DAL 26	Punt		
3	10:37	8:33	2:04	Kickoff	DAL 12	3	9	-5	4	0	DAL 16	Punt		
4	5:50	0:41	5:09	Punt	DAL 5	11	95	0	95	7	* GB 2	Touchdown		
5	0:13	0:09	0:04	Fumble	GB 15	1	15	0	15	1	* GB 15	Touchdown		
6	15:00	12:33	2:27	Kickoff	DAL 30	5	14	-5	9	1	DAL 39	Punt		
7	7:08	0:34	6:34	Kickoff	DAL 20	12	85	-5	80	6	* GB 8	Touchdown		
8	11:39	4:50	6:49	Kickoff	DAL 23	14	62	15	77	5	* GB 1	Touchdown		
9	1:45	0:43	1:02	Kickoff	DAL 46	4	54	0	54	2	GB 28	Touchdown		
10	10:00	4:40	5:20	Kickoff	DAL 20	10	76	0	76	3	* GB 4	Field Goal		
(280) Average DAL 28														
* inside opponent's 20														
Time of Possession by Quarter									1st	2nd	3rd	4th	OT	Total
Visitor	Green Bay Packers								10:02	7:43	5:59	7:09	4:40	35:33
Home	Dallas Cowboys								4:58	7:17	9:01	7:51	5:20	34:27
Kickoff Drive No.-Start Average									Packers: 7 - GB 26			Cowboys: 7 - DAL 26		

Green Bay Packers vs Dallas Cowboys  
9/28/2025 at AT&T Stadium

Final Defensive Statistics

Green Bay Packers	Regular Defensive Plays											Special Teams					Misc				
	TKL	AST	COMB	SK	/ YDS	TFL	Q	IN	PD	FF	FR	TKL	AST	FF	FR	BL	TKL	AST	FF	FR	
Q.Walker	6	5	11	0	0	1	0	0	0	0	0	0	0	0	0	0	0	0	0	0	0
E.Williams	5	4	9	0	0	0	0	0	0	0	0	0	0	1	0	0	0	0	0	0	0
E.Cooper	5	2	7	0	0	0	0	0	0	1	0	0	0	0	0	0	0	0	0	0	0
N.Hobbs	2	5	7	0	0	0	0	0	0	1	0	0	0	0	0	0	0	0	0	0	0
X.McKinney	2	4	6	0	0	0	0	0	0	0	0	0	1	0	0	0	0	0	0	0	0
K.Nixon	4	0	4	0	0	0	0	0	2	0	0	0	0	0	0	0	0	0	0	0	0
R.Gary	2	2	4	0	0	0	0	0	0	0	0	0	0	0	0	0	0	0	0	0	0
N.Stackhouse	2	1	3	0	0	0	0	0	0	0	0	0	0	0	0	0	0	0	0	0	0
C.Valentine	2	1	3	0	0	0	0	0	0	0	0	0	0	0	0	0	0	0	0	0	0
M.Parsons	1	2	3	1	0	0	3	0	0	0	0	0	0	0	0	0	0	0	0	0	0
C.Wooden	1	2	3	0	0	0	1	0	0	0	0	0	0	0	0	0	0	0	0	0	0
I.McDuffie	2	0	2	0	0	0	0	0	0	0	0	1	0	0	0	0	0	0	0	0	0
J.Bullard	1	1	2	0	0	0	0	0	0	0	0	1	0	0	0	0	0	0	0	0	0
K.Brooks	0	2	2	0	0	0	1	0	0	0	0	0	0	0	0	0	0	0	0	0	0
K.Enagbare	0	1	1	0	0	0	0	0	0	0	0	0	0	0	0	0	0	0	0	0	0
D.Wyatt	0	1	1	0	0	0	0	0	0	0	0	0	0	0	0	0	0	0	0	0	0
B.McManus	0	0	0	0	0	0	0	0	0	0	0	2	0	0	0	0	0	0	0	0	0
Z.Anderson	0	0	0	0	0	0	0	0	0	0	0	0	1	0	0	0	0	0	0	0	0
Total	35	33	68	1	0	1	5	0	4	0	0	5	2	0	0	0	0	0	0	0	0

TKL = Tackle AST = Assist COMB = Combined QH=QB Hit IN = Interception PD = Pass Defense FF = Forced Fumble FR = Fumble Recovery

Dallas Cowboys	Regular Defensive Plays											Special Teams					Misc				
	TKL	AST	COMB	SK	/ YDS	TFL	QH	IN	PD	FF	FR	TKL	AST	FF	FR	BL	TKL	AST	FF	FR	
J.Sanborn	6	5	11	0	0	0	0	0	1	0	0	0	0	0	0	0	0	0	0	0	0
K.Murray	4	4	8	0	0	0	0	0	0	0	0	0	0	0	0	0	0	0	0	0	0
R.Steward	6	0	6	0	0	1	0	0	0	0	0	0	0	0	0	0	0	0	0	0	0
D.Wilson	5	1	6	0	0	0	0	0	0	0	0	0	0	0	0	0	0	0	0	0	0
O.Odighizuwa	3	3	6	0	0	1	2	0	0	0	0	0	0	0	0	0	0	0	0	0	0
D.Bland	4	1	5	0	0	1	0	0	0	0	0	0	0	0	0	0	0	0	0	0	0
D.Ezeiruaku	4	1	5	0	0	1	0	0	0	0	0	0	0	0	0	0	0	0	0	0	0
S.James	1	4	5	0	0	0	1	0	0	0	0	0	0	0	0	0	0	0	0	0	0
T.Diggs	4	0	4	0	0	1	0	0	0	0	0	0	0	0	0	0	0	0	0	0	0
M.Hooker	2	2	4	0	0	0	0	0	0	0	0	0	0	0	0	0	0	0	0	0	0
K.Elam	2	1	3	0	0	0	0	0	0	0	0	0	0	0	0	0	0	0	0	0	0
J.Clowney	1	2	3	0	0	0	0	0	0	0	0	0	0	0	0	0	0	0	0	0	0
K.Clark	1	1	2	0	0	0	1	0	0	0	0	0	0	0	0	0	0	0	0	0	0
J.Thomas	1	1	2	0	0	0	0	0	0	0	0	0	1	0	0	1	0	0	0	0	0
D.Fowler	1	1	2	0	0	0	0	0	0	0	0	0	0	0	0	0	0	0	0	0	0
J.Houston	1	0	1	1	12	1	0	0	0	1	1	0	1	0	0	0	0	0	0	0	0
S.Williams	1	0	1	0	0	0	0	0	0	0	0	0	0	0	0	0	0	0	0	0	0
M.Smith	0	1	1	0	0	0	0	0	0	0	0	0	0	0	0	0	0	0	0	0	0
M.Kneeland	0	1	1	0	0	0	0	0	0	0	0	0	0	0	0	0	0	0	0	0	0
H.Luepke	0	0	0	0	0	0	0	0	0	0	0	1	0	0	0	0	0	0	0	0	0
M.Liufau	0	0	0	0	0	0	0	0	0	0	0	1	0	0	0	0	0	0	0	0	0
L.Schoonmaker	0	0	0	0	0	0	0	0	0	0	0	1	0	0	0	0	0	0	0	0	0
C.Goodwin	0	0	0	0	0	0	0	0	0	0	0	1	0	0	0	0	0	0	0	0	0
M.Bell	0	0	0	0	0	0	0	0	0	0	0	1	0	0	0	0	0	0	0	0	0
Total	47	29	76	1	12	6	4	0	1	1	1	5	2	0	0	1	0	0	0	0	0

Green Bay Packers vs Dallas Cowboys  
9/28/2025 at AT&T Stadium

First Half Summary

PERIOD SCORES			TIME OF POSSESSION		
Packers	7	6 = 13	Packers	17:45	
Cowboys	0	16 = 16	Cowboys	12:15	

Scoring Plays

Team	Qtr	Time	Play Description (Extra Point) (Drive Info)	Visitor	Home
Packers	1	10:02	R.Doubs 2 yd. pass from J.Love (B.McManus kick) (8-69, 4:58)	7	0
Packers	2	10:37	R.Doubs 1 yd. pass from J.Love (9-68, 5:41)	13	0
Cowboys	2	10:37	M.Bell defensive two point conversion	13	2
Cowboys	2	0:41	D.Prescott 2 yd. run (B.Aubrey kick) (11-95, 5:09)	13	9
Cowboys	2	0:09	G.Pickens 15 yd. pass from D.Prescott (B.Aubrey kick) (1-15, 0:04)	13	16

TOTAL FIRST DOWNS			Green Bay Packers	Dallas Cowboys
First Downs Rushing-Passing-by Penalty			12	9
THIRD DOWN EFFICIENCY			2 - 8 - 2	3 - 6 - 0
TOTAL NET YARDS			4-6-66.7%	0-3-0.0%
Total Offensive Plays			191	145
NET YARDS RUSHING			34	23
NET YARDS PASSING			31	32
Gross Yards Passing			160	113
Times thrown-yards lost attempting to pass			172	113
Pass Attempts-Completions-Had Intercepted			1-12	0-0
Punts-Number and Average			19 - 14 - 0	13 - 11 - 0
Penalties-Number and Yards			2 - 41.5	3 - 49.3
Fumbles-Number and Lost			5 - 34	5 - 40
Red Zone Efficiency			1 - 1	0 - 0
Average Drive Start			2-2-100%	2-2-100%
			GB 29	DAL 28

Green Bay Packers									Dallas Cowboys									
RUSHING	ATT	YDS	AVG	LG	TD				RUSHING	ATT	YDS	AVG	LG	TD				
J.Jacobs	8	16	2.0	7	0				J.Williams	6	16	2.7	6	0				
E.Wilson	2	6	3.0	5	0				M.Sanders	2	8	4.0	5	0				
M.Golden	1	5	5.0	5	0				H.Luepke	1	6	6.0	6	0				
J.Love	2	3	1.5	4	0				D.Prescott	1	2	2.0	2	1				
S.Williams	1	1	1.0	1	0													
Total	14	31	2.2	7	0				Total	10	32	3.2	6	1				
PASSING	ATT	CMP	YDS	SK/YD	TD	LG	IN	RT	PASSING	ATT	CMP	YDS	SK/YD	TD	LG	IN	RT	
J.Love	19	14	172	1/12	2	46	0	136.3	D.Prescott	13	11	113	0/0	1	28	0	128.5	
Total	19	14	172	1/12	2	46	0	136.3	Total	13	11	113	0/0	1	28	0	128.5	
PASS RECEIVING	TAR	REC	YDS	AVG	LG	TD				PASS RECEIVING	TAR	REC	YDS	AVG	LG	TD		
T.Kraft	3	3	34	11.3	16	0				G.Pickens	5	4	68	17.0	28	1		
R.Doubs	5	3	19	6.3	16	2				M.Sanders	2	2	17	8.5	9	0		
M.Golden	2	2	39	19.5	46	0				J.Ferguson	2	2	11	5.5	7	0		
J.Jacobs	2	2	32	16.0	28	0				J.Williams	2	2	6	3.0	4	0		
E.Wilson	1	1	25	25.0	25	0				R.Flournoy	1	1	11	11.0	11	0		
S.Williams	1	1	16	16.0	16	0				K.Turpin	1	0	0	0.0	0	0		
L.Musgrave	1	1	6	6.0	6	0												
C.Brooks	1	1	1	1.0	1	0												
D.Wicks	1	0	0	0.0	0	0												
Total	17	14	172	12.3	46	2				Total	13	11	113	10.3	28	1		

Green Bay Packers	Regular Defensive Plays	Special Teams	Misc
-------------------	-------------------------	---------------	------

## First Half Summary

[illegible]

Green Bay Packers vs Dallas Cowboys  
9/28/2025 at AT&T Stadium

Second Half Summary

PERIOD SCORES			TIME OF POSSESSION		
Packers	7	17 = 24	Packers	13:08	
Cowboys	7	14 = 21	Cowboys	16:52	

Scoring Plays

Team	Qtr	Time	Play Description (Extra Point) (Drive Info)	Visitor	Home
Packers	3	7:08	J.Jacobs 1 yd. run (B.McManus kick) (9-76, 5:25)	20	16
Cowboys	3	0:34	J.Ferguson 8 yd. pass from D.Prescott (B.Aubrey kick) (12-80, 6:34)	20	23
Packers	4	11:39	J.Jacobs 18 yd. run (B.McManus kick) (8-70, 3:55)	27	23
Cowboys	4	4:50	J.Williams 1 yd. run (B.Aubrey kick) (14-77, 6:49)	27	30
Packers	4	1:45	R.Doubs 15 yd. pass from J.Love (B.McManus kick) (10-80, 3:05)	34	30
Cowboys	4	0:43	G.Pickens 28 yd. pass from D.Prescott (B.Aubrey kick) (4-54, 1:02)	34	37
Packers	4	0:00	B.McManus 53 yd. Field Goal (7-39, 0:43)	37	37

TOTAL FIRST DOWNS			Green Bay Packers	Dallas Cowboys
			16	14
First Downs Rushing-Passing-by Penalty			7 - 6 - 3	4 - 9 - 1
THIRD DOWN EFFICIENCY			6-6-100.0%	3-6-50.0%
TOTAL NET YARDS			234	215
Total Offensive Plays			33	35
NET YARDS RUSHING			104	72
NET YARDS PASSING			130	143
Gross Yards Passing			130	143
Times thrown-yards lost attempting to pass			0-0	0-0
Pass Attempts-Completions-Had Intercepted			15 - 11 - 0	22 - 16 - 0
Punts-Number and Average			0 - 0.0	1 - 42.0
Penalties-Number and Yards			2 - 19	5 - 45
Fumbles-Number and Lost			0 - 0	0 - 0
Red Zone Efficiency			3-3-100%	2-2-100%
Average Drive Start			GB 25	DAL 30

Green Bay Packers										Dallas Cowboys									
RUSHING		ATT	YDS	AVG	LG	TD	RUSHING		ATT	YDS	AVG	LG	TD						
J.Jacobs		14	70	5.0	19	2	J.Williams		11	56	5.1	13	1						
J.Love		1	25	25.0	25	0	R.Flournoy		1	12	12.0	12	0						
E.Wilson		3	9	3.0	3	0	K.Turpin		1	4	4.0	4	0						
Total		18	104	5.8	25	2	Total		13	72	5.5	13	1						
PASSING		ATT	CMP	YDS	SK/YD	TD	LG	IN	RT	PASSING		ATT	CMP	YDS	SK/YD	TD	LG	IN	RT
J.Love		15	11	130	0/0	1	25	0	121.5	D.Prescott		22	16	143	0/0	2	28	0	120.1
Total		15	11	130	0/0	1	25	0	121.5	Total		22	16	143	0/0	2	28	0	120.1
PASS RECEIVING		TAR	REC	YDS	AVG	LG	TD	PASS RECEIVING		TAR	REC	YDS	AVG	LG	TD				
J.Jacobs		2	2	39	19.5	25	0	J.Ferguson		5	5	29	5.8	11	1				
R.Doubs		2	2	33	16.5	18	1	K.Turpin		3	3	30	10.0	15	0				
T.Kraft		2	2	22	11.0	14	0	J.Tolbert		5	3	27	9.0	19	0				
S.Williams		2	2	6	3.0	4	0	G.Pickens		4	2	40	20.0	28	1				
E.Wilson		1	1	13	13.0	13	0	J.Williams		1	1	9	9.0	9	0				
M.Heath		1	1	9	9.0	9	0	L.Schoonmaker		1	1	5	5.0	5	0				
M.Golden		1	1	8	8.0	8	0	R.Flournoy		1	1	3	3.0	3	0				
								H.Luepke		1	0	0	0.0	0	0				
Total		11	11	130	11.8	25	1	Total		21	16	143	8.9	28	2				

Green Bay Packers	Regular Defensive Plays	Special Teams	Misc
-------------------	-------------------------	---------------	------

## Second Half Summary

[illegible]



## Overtime Summary

[illegible]

Play By Play

First Quarter

9/28/2025

DAL wins the coin toss and elects to defer. GB elects to Receive, and DAL elects to defend the east goal.

B.Aubrey kicks 64 yards from DAL 35 to GB 1. B.Melton to GB 31 for 30 yards (J.Houston; J.Thomas).

Green Bay Packers at 15:00, (1st play from scrimmage 14:54)

1-10-GB 31	(14:54) (Shotgun) J.Love pass short left to J.Jacobs pushed ob at GB 35 for 4 yards (K.Elam).	
2-6-GB 35	(14:21) (Shotgun) J.Jacobs right guard to GB 32 for -3 yards (O.Odighizuwa).	
3-9-GB 32	(13:44) (Shotgun) J.Love pass deep left to M.Golden to DAL 22 for 46 yards (D.Bland).	P1
<u>1-10-DAL 22</u>	(13:00) (Shotgun) J.Love pass short right to T.Kraft to DAL 16 for 6 yards (M.Hooker).	
2-4-DAL 16	(12:20) (Shotgun) J.Jacobs left guard to DAL 17 for -1 yards (D.Ezeiruaku).	
3-5-DAL 17	(11:37) (Shotgun) J.Love pass short left to T.Kraft to DAL 1 for 16 yards (D.Bland, M.Hooker).	P2
<u>1-1-DAL 1</u>	(11:08) (No Huddle) PENALTY on GB-S.Rhyan, False Start, 4 yards, enforced at DAL 1 - No Play.	
1-5-DAL 5	(10:46) J.Jacobs up the middle to DAL 2 for 3 yards (D.Ezeiruaku; O.Odighizuwa).	
2-2-DAL 2	(10:06) (Shotgun) J.Love pass short right to R.Doubs for 2 yards, TOUCHDOWN.	P3
B.McManus extra point is GOOD, Center-M.Orzech, Holder-D.Whelan.		

Timeout at 10:02.

GB 7 DAL 0, 8 plays, 69 yards, 4:58 drive, 4:58 elapsed

B.McManus kicks 65 yards from GB 35 to DAL 0. K.Turpin pushed ob at DAL 28 for 28 yards (X.McKinney).

Dallas Cowboys at 10:02, (1st play from scrimmage 9:56)

1-10-DAL 28	(9:56) (Shotgun) J.Williams left end to DAL 31 for 3 yards (Q.Walker; N.Hobbs).
2-7-DAL 31	(9:24) (Shotgun) J.Williams up the middle to DAL 34 for 3 yards (C.Wooden; E.Williams).
3-4-DAL 34	(8:49) (Shotgun) J.Williams right end to DAL 34 for no gain (Q.Walker).
4-4-DAL 34	(8:10) B.Anger punts 51 yards to GB 15, Center-T.Sieg, fair catch by M.Golden.

Timeout at 08:00.

Green Bay Packers at 8:00

1-10-GB 15	(8:00) J.Love pass short right to R.Doubs to GB 31 for 16 yards (J.Sanborn).	P4
<u>1-10-GB 31</u>	(7:16) J.Jacobs left tackle to GB 38 for 7 yards (K.Murray).	
2-3-GB 38	(6:34) M.Golden right end to GB 43 for 5 yards (J.Sanborn).	R5
<u>1-10-GB 43</u>	(5:54) J.Love pass incomplete deep left to R.Doubs [O.Odighizuwa].	
2-10-GB 43	(5:49) J.Jacobs up the middle to 50 for 7 yards (M.Hooker; D.Bland).	
PENALTY on GB-J.Morgan, Offensive Holding, 10 yards, enforced at GB 45.		
2-18-GB 35	(5:21) (Shotgun) J.Love pass incomplete short right.	
3-18-GB 35	(5:14) (Shotgun) J.Love pass short middle to S.Williams to DAL 49 for 16 yards (D.Wilson).	
4-2-DAL 49	(4:23) (Shotgun) PENALTY on GB, Delay of Game, 5 yards, enforced at DAL 49 - No Play.	
4-7-GB 46	(4:21) D.Whelan punts 43 yards to DAL 11, Center-M.Orzech, fair catch by K.Turpin.	

Timeout at 04:14.

Dallas Cowboys at 4:14

1-10-DAL 11	(4:14) D.Prescott pass short right to J.Ferguson to DAL 18 for 7 yards (K.Nixon).	
2-3-DAL 18	(3:31) (Shotgun) D.Prescott pass short middle to J.Williams to DAL 22 for 4 yards (E.Cooper) [M.Parsons].	P1
<u>1-10-DAL 22</u>	(2:55) H.Adeniji reported in as eligible. J.Williams up the middle to DAL 27 for 5 yards (K.Enagbare; D.Wyatt).	
2-5-DAL 27	(2:13) (Shotgun) D.Prescott pass incomplete deep left to K.Turpin (K.Nixon).	
3-5-DAL 27	(2:07) (Shotgun) D.Prescott pass short left to J.Ferguson to DAL 31 for 4 yards (Q.Walker; N.Hobbs).	
Timeout #1 by GB at 01:31.		
4-1-DAL 31	(1:31) (Run formation) PENALTY on DAL, Delay of Game, 5 yards, enforced at DAL 31 - No Play.	
4-6-DAL 26	(1:31) B.Anger punts 51 yards to GB 23, Center-T.Sieg. M.Golden ran ob at GB 32 for 9 yards (H.Luepke).	

Timeout at 01:18.

Green Bay Packers at 1:18

1-10-GB 32	(1:18) (Shotgun) J.Love pass short left to E.Wilson to DAL 43 for 25 yards (K.Murray).	P6
<u>1-10-DAL 43</u>	(:29) (Shotgun) E.Wilson right guard to DAL 38 for 5 yards (D.Ezeiruaku).	

END OF QUARTER

	Score	Time Poss	First Downs				Efficiencies	
			R	P	X	T	3 Down	4 Down
Green Bay Packers	7	10:02	1	5	0	6	2/3	0/0
Dallas Cowboys	0	4:58	0	1	0	1	0/2	0/0

Second Quarter

9/28/2025

Play By Play

Green Bay Packers continued.

2-5-DAL 38	(15:00) (Shotgun) E.Wilson right guard to DAL 37 for 1 yard (K.Clark; J.Sanborn).	
3-4-DAL 37	(14:42) (No Huddle) J.Love pass short right intended for L.Musgrave INTERCEPTED by T.Diggs at DAL 28. T.Diggs ran ob at DAL 28 for no gain. <i>PENALTY on DAL, Defensive Too Many Men on Field, 5 yards, enforced at DAL 37 - No Play.</i>	X7
<u>1-10-DAL 32</u>	(14:36) (Shotgun) S.Williams left end to DAL 31 for 1 yard (J.Clowney; K.Murray).	
2-9-DAL 31	(14:01) J.Love pass short right to L.Musgrave to DAL 25 for 6 yards (R.Steward).	
3-3-DAL 25	(13:19) (Shotgun) J.Jacobs up the middle to DAL 20 for 5 yards (M.Hooker).	R8
<u>1-10-DAL 20</u>	(12:35) (Shotgun) J.Love pass short left to T.Kraft to DAL 16 for 4 yards (K.Elam). <i>PENALTY on GB-D.Kinnard, Offensive Holding, 10 yards, enforced at DAL 20 - No Play.</i>	
1-20-DAL 30	(12:10) (Shotgun) J.Love pass short right to C.Brooks to DAL 29 for 1 yard (M.Smith; J.Sanborn).	
2-19-DAL 29	(11:19) (Shotgun) J.Love pass short left to J.Jacobs pushed ob at DAL 1 for 28 yards (T.Diggs).	P9
<u>1-1-DAL 1</u>	<b>(10:39) J.Love pass short left to R.Doubs for 1 yard, TOUCHDOWN.</b> B.McManus extra point is Blocked (J.Thomas), Center-M.Orzech, Holder-D.Whelan. DEFENSIVE TWO-POINT ATTEMPT. M.Bell recovered the blocked kick. ATTEMPT SUCCEEDS.	P10

Timeout at 10:37.

GB 13 DAL 2, 9 plays, 68 yards, 1 penalty, 5:41 drive, 4:23 elapsed

B.McManus kicks 66 yards from GB 35 to DAL -1. K.Turpin to DAL 29 for 30 yards (J.Bullard).

*PENALTY on DAL-M.Liufau, Offensive Holding, 10 yards, enforced at DAL 22.*

*Penalty on DAL-M.Bell, Illegal Block Above the Waist, declined.*

Dallas Cowboys at 10:37, (1st play from scrimmage 10:30)

1-10-DAL 12	(10:30) M.Sanders left end to DAL 15 for 3 yards (E.Williams; N.Hobbs).	
2-7-DAL 15	(9:59) D.Prescott pass incomplete deep left to G.Pickens (N.Hobbs). <i>Penalty on DAL-T.Smith, Offensive Holding, declined.</i>	
3-7-DAL 15	(9:54) (Shotgun) D.Prescott pass deep right to K.Turpin to DAL 38 for 23 yards (X.McKinney) [E.Cooper]. <i>PENALTY on DAL-N.Thomas, Illegal Formation, 5 yards, enforced at DAL 15 - No Play.</i>	
3-12-DAL 10	(9:29) (Shotgun) H.Luepke right tackle to DAL 16 for 6 yards (Q.Walker; X.McKinney).	
4-6-DAL 16	(8:42) B.Anger punts 46 yards to GB 38, Center-T.Sieg. M.Golden to GB 40 for 2 yards (M.Liufau).	

Timeout at 08:33.

Green Bay Packers at 8:33

1-10-GB 40	(8:33) J.Jacobs left tackle to GB 42 for 2 yards (J.Sanborn).	
2-8-GB 42	(7:58) (Shotgun) J.Love pass short right to M.Golden to GB 35 for -7 yards (D.Ezeiruaku). <i>PENALTY on DAL-D.Ezeiruaku, Unnecessary Roughness, 15 yards, enforced at GB 35.</i>	X11
<u>1-10-50</u>	(7:33) (Shotgun) J.Love scrambles left end to DAL 46 for 4 yards (S.Williams).	
2-6-DAL 46	(6:44) (Shotgun) J.Jacobs up the middle to DAL 45 for 1 yard (O.Odighizuwa).	
3-5-DAL 45	(6:05) (Shotgun) J.Love pass incomplete deep left to D.Wicks [S.James]. DAL-M.Hooker was injured during the play.	
4-5-DAL 45	(5:59) D.Whelan punts 40 yards to DAL 5, Center-M.Orzech, downed by GB-K.Enagbare.	

Timeout at 05:50.

Dallas Cowboys at 5:50

1-10-DAL 5	(5:50) (Shotgun) D.Prescott pass short right to G.Pickens to DAL 19 for 14 yards (K.Nixon).	P2
<u>1-10-DAL 19</u>	(5:12) (Shotgun) D.Prescott pass short right to M.Sanders to DAL 28 for 9 yards (Q.Walker).	
2-1-DAL 28	(4:35) (Shotgun) J.Williams right tackle to DAL 32 for 4 yards (R.Gary). <i>Penalty on DAL-T.Smith, Offensive Holding, offsetting, enforced at DAL 28 - No Play.</i> <i>Penalty on GB-K.Nixon, Face Mask, offsetting.</i>	
2-1-DAL 28	(4:15) J.Williams right guard to DAL 34 for 6 yards (N.Stackhouse).	R3
<u>1-10-DAL 34</u>	(3:44) (Shotgun) D.Prescott pass short left to J.Williams to DAL 36 for 2 yards (E.Williams; M.Parsons).	
2-8-DAL 36	(3:01) (Shotgun) D.Prescott pass short middle to R.Flournoy to DAL 47 for 11 yards (Q.Walker).	P4
<u>1-10-DAL 47</u>	(2:23) D.Prescott pass short right to M.Sanders to GB 45 for 8 yards (E.Cooper; K.Brooks). GB-D.Wyatt was injured during the play.	

Two-Minute Warning

2-2-GB 45	(2:00) M.Sanders left guard to GB 40 for 5 yards (C.Wooden; R.Gary).	R5
<u>1-10-GB 40</u>	(1:31) D.Prescott pass short left to G.Pickens to GB 29 for 11 yards (Q.Walker).	P6
<u>1-10-GB 29</u>	(1:54) D.Prescott pass deep left to G.Pickens pushed ob at GB 1 for 28 yards (E.Williams).	P7

Green Bay Packers vs Dallas Cowboys at AT&T Stadium

1-1-GB 1 (-48) J.Williams left tackle to GB 2 for -1 yards (Q.Walker, E.Cooper).

Timeout #2 by GB at 00:44.

\*\* Injury Update: GB-D.Wyatt return is Questionable.

2-2-GB 2 (:44) (Shotgun) D.Prescott up the middle for 2 yards, TOUCHDOWN.

R8

B.Aubrey extra point is GOOD, Center-T.Sieg, Holder-B.Anger.

Timeout at 00:41.

GB 13 DAL 9, 11 plays, 95 yards, 5:09 drive, 14:19 elapsed

B.Aubrey kicks 65 yards from DAL 35 to landing zone to end zone, Touchback to the GB 20.

Green Bay Packers at 0:41

1-10-GB 20 (:41) (Shotgun) J.Love pass incomplete short right.

2-10-GB 20 (:35) (Shotgun) J.Love pass incomplete deep middle to R.Doubs.

3-10-GB 20 (:29) (Shotgun) J.Love pass short right to T.Kraft to GB 32 for 12 yards (R.Steward).

P12

Timeout #3 by GB at 00:21.

1-10-GB 32 (:21) (Shotgun) PENALTY on GB-D.Kinnard, False Start, 5 yards, enforced at GB 32 - No Play.

1-15-GB 27 (:21) (Shotgun) J.Love sacked at GB 16 for -11 yards (J.Houston). FUMBLES (J.Houston), RECOVERED by DAL-J.Houston at GB 15.

Dallas Cowboys at 0:13

1-10-GB 15 (:13) (Shotgun) D.Prescott pass short middle to G.Pickens for 15 yards, TOUCHDOWN.

P9

B.Aubrey extra point is GOOD, Center-T.Sieg, Holder-B.Anger.

GB 13 DAL 16, 1 plays, 15 yards, 0:04 drive, 14:51 elapsed

B.Aubrey kicks 65 yards from DAL 35 to end zone, Touchback to the GB 35.

Timeout #1 by DAL at 00:09.

Green Bay Packers at 0:09

1-10-GB 35 (:09) (Shotgun) J.Love kneels to GB 34 for -1 yards.

END OF QUARTER

	Score	Time Poss	First Downs				Efficiencies	
			R	P	X	T	3 Down	4 Down
Green Bay Packers	13	7:43	1	3	2	6	2/3	0/0
Dallas Cowboys	16	7:17	3	5	0	8	0/1	0/0

Third Quarter

9/28/2025

Play By Play

DAL elects to Receive, and GB elects to defend the West goal.

B.McManus kicks 65 yards from GB 35 to DAL 0. K.Turpin to DAL 30 for 30 yards (E.Williams; Z.Anderson).

\*\* Injury Update: GB-D.Wyatt is Out of the game.

Dallas Cowboys at 15:00, (1st play from scrimmage 14:54)

1-10-DAL 30	(14:54) J.Williams left tackle to DAL 35 for 5 yards (J.Bullard).	
2-5-DAL 35	(14:22) (Shotgun) J.Williams left tackle to DAL 43 for 8 yards (E.Cooper).	R10
<u>1-10-DAL 43</u>	(13:46) (Shotgun) <i>PENALTY on DAL-T.Smith, False Start, 5 yards, enforced at DAL 43 - No Play.</i>	
1-15-DAL 38	(13:28) D.Prescott pass incomplete short left to G.Pickens.	
2-15-DAL 38	(13:26) (Shotgun) J.Williams left tackle to DAL 39 for 1 yard (M.Parsons; K.Brooks).	
3-14-DAL 39	(12:51) (Shotgun) D.Prescott pass incomplete deep right to J.Tolbert.	
4-14-DAL 39	(12:43) B.Anger punts 42 yards to GB 19, Center-T.Sieg. R.Doubs ran ob at GB 24 for 5 yards (L.Schoonmaker).	

Timeout at 12:33.

Green Bay Packers at 12:33

1-10-GB 24	(12:33) J.Love pass short right to J.Jacobs pushed ob at GB 38 for 14 yards (J.Sanborn).	P13
<u>1-10-GB 38</u>	(11:55) J.Jacobs left tackle to GB 39 for 1 yard (K.Elam; M.Murray).	
2-9-GB 39	(11:09) (Shotgun) J.Love pass short right to M.Golden pushed ob at GB 47 for 8 yards (R.Steward).	
3-1-GB 47	(10:38) (Shotgun) J.Love sacked at GB 35 for -12 yards (S.Williams).	
	<i>PENALTY on DAL-S.Williams, Face Mask, 15 yards, enforced at GB 47 - No Play.</i>	X14
	<i>Penalty on DAL-T.Diggs, Defensive Holding, declined.</i>	
<u>1-10-DAL 38</u>	(10:14) J.Jacobs left end pushed ob at DAL 19 for 19 yards (J.Thomas).	R15
<u>1-10-DAL 19</u>	(9:47) (No Huddle, Shotgun) J.Love pass short right to S.Williams pushed ob at DAL 15 for 4 yards (T.Diggs).	
2-6-DAL 15	(9:06) J.Love pass short left to T.Kraft for 15 yards, TOUCHDOWN. The Replay Official reviewed the runner broke the plane ruling, and the play was REVERSED. J.Love pass short left to T.Kraft pushed ob at DAL 1 for 14 yards (R.Steward).	P16
<u>1-1-DAL 1</u>	(8:49) <i>PENALTY on GB-E.Jenkins, False Start, 4 yards, enforced at DAL 1 - No Play.</i>	
1-5-DAL 5	(8:34) J.Jacobs up the middle to DAL 2 for 3 yards (J.Sanborn; M.Kneeland).	
2-2-DAL 2	(7:46) J.Jacobs right tackle to DAL 1 for 1 yard (D.Ezeiruaku).	
3-1-DAL 1	<b>(7:11) J.Jacobs left tackle for 1 yard, TOUCHDOWN.</b>	R17
	B.McManus extra point is GOOD, Center-M.Orzech, Holder-D.Whelan.	

GB 20 DAL 16, 9 plays, 76 yards, 1 penalty, 5:25 drive, 7:52 elapsed

B.McManus kicks 65 yards from GB 35 to landing zone to end zone, Touchback to the DAL 20.

Dallas Cowboys at 7:08, (1st play from scrimmage 7:07)

1-10-DAL 20	(7:07) D.Prescott pass short right to J.Ferguson to DAL 20 for no gain (I.McDuffie).	
2-10-DAL 20	(6:28) (Shotgun) D.Prescott pass short left to J.Tolbert to DAL 24 for 4 yards (N.Hobbs).	
3-6-DAL 24	(5:44) (Shotgun) D.Prescott pass short left to K.Turpin ran ob at DAL 39 for 15 yards.	P11
<u>1-10-DAL 39</u>	(5:20) (No Huddle) J.Williams left tackle to DAL 43 for 4 yards (R.Gary; E.Williams).	
2-6-DAL 43	(4:49) (Shotgun) D.Prescott pass short right to K.Turpin to GB 47 for 10 yards (N.Stackhouse).	P12
<u>1-10-GB 47</u>	(4:14) J.Williams left end to GB 38 for 9 yards (N.Hobbs; N.Stackhouse).	
2-1-GB 38	(3:37) (Shotgun) D.Prescott pass short middle to R.Flournoy to GB 35 for 3 yards (Q.Walker).	P13
<u>1-10-GB 35</u>	(2:54) R.Flournoy left end to GB 23 for 12 yards (X.McKinney).	R14
<u>1-10-GB 23</u>	(2:12) (Shotgun) D.Prescott pass incomplete deep right to G.Pickens (K.Nixon).	
2-10-GB 23	(2:07) (Shotgun) D.Prescott pass short left to J.Ferguson to GB 12 for 11 yards (N.Hobbs).	P15
<u>1-10-GB 12</u>	(1:26) <i>PENALTY on DAL-L.Schoonmaker, False Start, 5 yards, enforced at GB 12 - No Play.</i>	
1-15-GB 17	(1:18) (Shotgun) D.Prescott pass short left to J.Williams to GB 8 for 9 yards (E.Williams).	
2-6-GB 8	<b>(:38) (Shotgun) D.Prescott pass short left to J.Ferguson for 8 yards, TOUCHDOWN.</b>	P16
	B.Aubrey extra point is GOOD, Center-T.Sieg, Holder-B.Anger.	

Timeout at 00:34.

GB 20 DAL 23, 12 plays, 80 yards, 6:34 drive, 14:26 elapsed

B.Aubrey kicks 65 yards from DAL 35 to GB 0. B.Melton to GB 30 for 30 yards (C.Goodwin).

Green Bay Packers at 0:34, (1st play from scrimmage 0:29)

1-10-GB 30	(:29) J.Jacobs right end to GB 33 for 3 yards (D.Fowler; J.Sanborn).
------------	--

Green Bay Packers vs Dallas Cowboys at AT&T Stadium

END OF QUARTER

	Score	Time Poss	First Downs				Efficiencies	
			R	P	X	T	3 Down	4 Down
Green Bay Packers	20	5:59	2	2	1	5	1/1	0/0
Dallas Cowboys	23	9:01	2	5	0	7	1/2	0/0

Fourth Quarter

9/28/2025

Play By Play

Green Bay Packers continued.

2-7-GB 33	(15:00) (Shotgun) J.Jacobs right tackle to GB 38 for 5 yards (J.Sanborn).	
3-2-GB 38	(14:16) (Shotgun) J.Love scrambles right end to DAL 37 for 25 yards (S.James).	R18
	<i>PENALTY on DAL-R.Steward, Defensive Holding, 5 yards, enforced at DAL 37.</i>	X19
<u>1-10-DAL 32</u>	(13:55) (Shotgun) J.Love pass incomplete short right.	
2-10-DAL 32	(13:50) (Shotgun) J.Love pass short left to T.Kraft to DAL 24 for 8 yards (J.Sanborn).	
3-2-DAL 24	(13:08) (Shotgun) E.Wilson up the middle to DAL 21 for 3 yards (K.Murray; S.James).	R20
<u>1-10-DAL 21</u>	(12:26) (Shotgun) J.Jacobs left end to DAL 18 for 3 yards (O.Odighizuwa).	
2-7-DAL 18	<b>(11:45) J.Jacobs right guard for 18 yards, TOUCHDOWN.</b>	R21
	B.McManus extra point is GOOD, Center-M.Orzech, Holder-D.Whelan.	

Timeout at 11:39.

GB 27 DAL 23, 8 plays, 70 yards, 1 penalty, 3:55 drive, 3:21 elapsed

B.McManus kicks 62 yards from GB 35 to DAL 3. K.Turpin to DAL 23 for 20 yards (L.McDuffie).

Dallas Cowboys at 11:39, (1st play from scrimmage 11:34)

1-10-DAL 23	(11:34) D.Prescott pass short right to L.Schoonmaker to DAL 28 for 5 yards (E.Cooper).	
2-5-DAL 28	(11:03) J.Williams right end to DAL 30 for 2 yards (R.Gary).	
3-3-DAL 30	(10:22) (Shotgun) D.Prescott pass short right to K.Turpin to DAL 35 for 5 yards (K.Nixon).	P17
<u>1-10-DAL 35</u>	(9:51) K.Turpin left end to DAL 39 for 4 yards (N.Hobbs; Q.Walker). GB-N.Hobbs was injured during the play.	
2-6-DAL 39	(9:18) D.Prescott pass short right to J.Tolbert to DAL 43 for 4 yards (K.Nixon).	
3-2-DAL 43	(8:35) (Shotgun) D.Prescott pass incomplete short right to H.Luepke (E.Cooper) [K.Brooks].	
4-2-DAL 43	(8:31) (Shotgun) D.Prescott pass short middle to G.Pickens to GB 45 for 12 yards (C.Valentine).	P18
<u>1-10-GB 45</u>	(7:53) (Shotgun) J.Williams left guard to GB 40 for 5 yards (J.Bullard; X.McKinney).	
2-5-GB 40	(7:11) D.Prescott pass incomplete short left to J.Tolbert.	
3-5-GB 40	(7:06) (Shotgun) D.Prescott pass short right to J.Ferguson to GB 37 for 3 yards (E.Williams).	
	<i>PENALTY on GB-K.Brooks, Face Mask, 15 yards, enforced at GB 37.</i>	X19
<u>1-10-GB 22</u>	(6:47) J.Williams left tackle to GB 16 for 6 yards (L.McDuffie).	
2-4-GB 16	(6:07) J.Williams right tackle to GB 3 for 13 yards (E.Williams).	R20
<u>1-3-GB 3</u>	(5:27) J.Williams left guard to GB 1 for 2 yards (E.Williams).	
	<b>** Injury Update: GB-N.Hobbs return is Questionable.</b>	
2-1-GB 1	<b>(4:52) (Shotgun) Direct snap to J.Williams. J.Williams right guard for 1 yard, TOUCHDOWN.</b>	R21
	<i>Penalty on GB-C.Valentine, Defensive Offside, declined.</i>	
	B.Aubrey extra point is GOOD, Center-T.Sieg, Holder-B.Anger.	

Timeout at 04:50.

**\*\* Injury Update: GB-J.Jacobs return is Questionable.**

GB 27 DAL 30, 14 plays, 77 yards, 1 penalty, 6:49 drive, 10:10 elapsed

B.Aubrey kicks 65 yards from DAL 35 to landing zone to end zone, Touchback to the GB 20.

Timeout at 04:50.

Green Bay Packers at 4:50

1-10-GB 20	(4:50) (Shotgun) J.Love pass short right to S.Williams pushed ob at GB 22 for 2 yards (R.Steward).	
2-8-GB 22	(4:42) (Shotgun) J.Jacobs right end to GB 22 for no gain (K.Clark). <b>** Injury Update: GB-J.Jacobs has returned to the game.</b>	
3-8-GB 22	(3:58) (Shotgun) J.Love pass short right to R.Doubs to GB 40 for 18 yards (D.Wilson). DAL-K.Murray was injured during the play.	P22
	Timeout at 03:45.	
<u>1-10-GB 40</u>	(3:38) (Shotgun) J.Love pass incomplete short right.	
2-10-GB 40	(3:34) (Shotgun) J.Love pass short left to E.Wilson to DAL 47 for 13 yards (J.Sanborn; J.Thomas).	P23
<u>1-10-DAL 47</u>	(2:53) (Shotgun) E.Wilson left tackle to DAL 44 for 3 yards (S.James; J.Clowney).	
2-7-DAL 44	(2:17) J.Love pass incomplete short right to E.Wilson.	
	<i>PENALTY on DAL-M.Liufau, Unnecessary Roughness, 15 yards, enforced at DAL 44 - No Play.</i>	X24
<u>1-10-DAL 29</u>	(2:12) (Shotgun) J.Jacobs left guard to DAL 15 for 14 yards (O.Odighizuwa; S.James).	R25
	Two-Minute Warning	
<u>1-10-DAL 15</u>	(2:00) (Shotgun) J.Jacobs right end to DAL 18 for -3 yards (R.Steward). <b>** Injury Update: DAL-K.Murray has returned to the game.</b>	

Green Bay Packers vs Dallas Cowboys at AT&T Stadium

Timeout #1 by DAL at 01:55.		
2-13-DAL 18	(1:55) (Shotgun) E.Wilson left end to DAL 15 for 3 yards (T.Diggs).	
Timeout #2 by DAL at 01:49.		
3-10-DAL 15	(1:49) (Shotgun) J.Love pass short middle to R.Doubs for 15 yards, TOUCHDOWN.	P26
B.McManus extra point is GOOD, Center-M.Orzech, Holder-D.Whelan.		
GB 34 DAL 30, 10 plays, 80 yards, 1 penalty, 3:05 drive, 13:15 elapsed		
B.McManus kicks 64 yards from GB 35 to DAL 1. K.Turpin to DAL 46 for 45 yards (B.McManus).		
Dallas Cowboys at 1:45, (1st play from scrimmage 1:38)		
1-10-DAL 46	(1:38) (Shotgun) D.Prescott pass incomplete short left.	
2-10-DAL 46	(1:35) (Shotgun) D.Prescott pass short middle to J.Ferguson to GB 47 for 7 yards (Q.Walker; X.McKinney).	P22
3-3-GB 47	(1:13) (No Huddle, Shotgun) D.Prescott pass short middle to J.Tolbert to GB 28 for 19 yards (E.Cooper).	P23
1-10-GB 28	(:50) (No Huddle, Shotgun) D.Prescott pass short left to G.Pickens for 28 yards, TOUCHDOWN [M.Parsons].	
B.Aubrey extra point is GOOD, Center-T.Sieg, Holder-B.Anger.		
GB 34 DAL 37, 4 plays, 54 yards, 1:02 drive, 14:17 elapsed		
B.Aubrey kicks 63 yards from DAL 35 to GB 2. S.Williams to GB 26 for 24 yards (M.Bell).		
Green Bay Packers at 0:43, (1st play from scrimmage 0:35)		
1-10-GB 26	(:35) (Shotgun) J.Love pass short left to J.Jacobs pushed ob at DAL 49 for 25 yards (D.Wilson).	P27
1-10-DAL 49	(:28) (Shotgun) J.Love pass incomplete short right [K.Clark].	
2-10-DAL 49	(:22) (Shotgun) J.Love pass short right to M.Heath pushed ob at DAL 40 for 9 yards (K.Elam) [O.Odighizuwa].	
3-1-DAL 40	(:17) (Shotgun) J.Jacobs right guard to DAL 39 for 1 yard (S.James; K.Murray).	R28
Timeout #1 by GB at 00:12.		
Timeout #3 by DAL at 00:12.		
1-10-DAL 39	(:12) (No Huddle, Shotgun) J.Jacobs right guard to DAL 35 for 4 yards (J.Clowney).	
Timeout #2 by GB at 00:09.		
2-6-DAL 35	(:09) (Shotgun) J.Love pass incomplete deep left.	
3-6-DAL 35	(:04) B.McManus 53 yard field goal is GOOD, Center-M.Orzech, Holder-D.Whelan.	
GB 37 DAL 37, 7 plays, 39 yards, 0:43 drive, 15:00 elapsed		
END OF QUARTER		
	Score	Time Poss
		First Downs
		Efficiencies
		R P X T 3 Down 4 Down
Green Bay Packers	37	7:09
Dallas Cowboys	37	7:51



Play By Play

Overtime

9/28/2025

GB wins toss, elects to Kick, and DAL elects to defend the East goal.

B.McManus kicks 64 yards from GB 35 to DAL 1. K.Turpin to DAL 42 for 41 yards (B.McManus).

PENALTY on DAL-J.Houston, Offensive Holding, 10 yards, enforced at DAL 30.

Dallas Cowboys at 10:00, (1st play from scrimmage 9:53)

1-10-DAL 20	(9:53) J.Williams left guard to DAL 31 for 11 yards (X.McKinney).	R24
<u>1-10-DAL 31</u>	(9:21) D.Prescott pass short left to G.Pickens to DAL 35 for 4 yards (C.Valentine; X.McKinney).	
2-6-DAL 35	(8:42) (Shotgun) J.Williams left tackle to DAL 36 for 1 yard (C.Wooden).	
3-5-DAL 36	(7:57) (Shotgun) D.Prescott pass deep left to G.Pickens pushed ob at GB 42 for 22 yards (E.Cooper).	P25
<u>1-10-GB 42</u>	(7:17) D.Prescott pass short left to L.Schoonmaker pushed ob at GB 39 for 3 yards (C.Valentine).	
2-7-GB 39	(6:43) (Shotgun) D.Prescott pass deep right to J.Tolbert ran ob at GB 5 for 34 yards [C.Wooden].	P26
	Timeout #1 by DAL at 06:09.	
<u>1-5-GB 5</u>	(6:09) (Shotgun) J.Williams left tackle to GB 4 for 1 yard (R.Gary).	
2-4-GB 4	(5:33) D.Prescott sacked at GB 4 for 0 yards (M.Parsons).	
3-4-GB 4	(4:48) (Shotgun) D.Prescott pass incomplete short right.	
4-4-GB 4	<b>(4:42) B.Aubrey 22 yard field goal is GOOD, Center-T.Sieg, Holder-B.Anger.</b>	

Timeout at 04:40.

GB 37 DAL 40, 10 plays, 76 yards, 5:20 drive, 5:20 elapsed

B.Aubrey kicks 65 yards from DAL 35 to landing zone to end zone, Touchback to the GB 20.

Green Bay Packers at 4:40

1-10-GB 20	(4:40) (Shotgun) J.Love pass short right to D.Wicks to GB 24 for 4 yards (D.Fowler).	
2-6-GB 24	(4:00) (Shotgun) J.Love pass incomplete short right.	
	Penalty on GB-S.Rhyan, Ineligible Downfield Pass, declined.	
	Timeout #2 by DAL at 03:57.	
3-6-GB 24	(3:57) (Shotgun) J.Love pass incomplete deep left to D.Wicks.	
	Timeout #1 by GB at 03:50.	
4-6-GB 24	(3:50) (Shotgun) J.Love pass short middle to M.Golden to GB 38 for 14 yards (K.Murray).	P29
<u>1-10-GB 38</u>	(3:15) (Shotgun) E.Wilson left tackle to GB 47 for 9 yards (D.Wilson; O.Odighizuwa).	
2-1-GB 47	(2:31) (Shotgun) E.Wilson left tackle to DAL 40 for 13 yards (D.Wilson).	R30
Two-Minute Warning		
<u>1-10-DAL 40</u>	(2:00) (Shotgun) J.Love pass short middle to D.Wicks to DAL 25 for 15 yards (K.Murray).	P31
<u>1-10-DAL 25</u>	(1:15) (Shotgun) J.Love pass short left to R.Doubs to DAL 19 for 6 yards (D.Bland).	
2-4-DAL 19	(:52) (No Huddle, Shotgun) E.Wilson left tackle to DAL 12 for 7 yards (D.Wilson).	
<u>1-10-DAL 12</u>	(:32) (No Huddle, Shotgun) J.Love pass short right to M.Golden to DAL 15 for -3 yards (T.Diggs).	R32
	Timeout #2 by GB at 00:28.	
2-13-DAL 15	(:28) (Shotgun) J.Love pass short right to E.Wilson to DAL 16 for -1 yards (D.Bland).	
3-14-DAL 16	(:06) (No Huddle, Shotgun) J.Love pass incomplete deep middle to M.Golden (J.Sanborn).	
4-14-DAL 16	<b>(:01) B.McManus 34 yard field goal is GOOD, Center-M.Orzech, Holder-D.Whelan.</b>	

GB 40 DAL 40, 13 plays, 64 yards, 4:40 drive, 10:00 elapsed

END OF QUARTER

	Score	Time Poss	First Downs					Efficiencies	
			R	P	X	T	3 Down	4 Down	
Green Bay Packers	40	4:40	2	2	0	4	0/2	1/1	
Dallas Cowboys	40	5:20	1	2	0	3	1/2	0/0	

# Miscellaneous Statistics Report

Green Bay Packers vs Dallas Cowboys  
9/28/2025 at AT&T Stadium

Ten Longest Plays for Green Bay Packers

Yards	Qtr	Play Start	Play Description
46	1	3-9-GB 32	(13:44) (Shotgun) J.Love pass deep left to M.Golden to DAL 22 for 46 yards (D.Bland).
30	4	3-2-GB 38	(14:16) (Shotgun) J.Love scrambles right end to DAL 37 for 25 yards (S.James). PENALTY on DAL-R.Steward, Defensive Holding, 5 yards, enforced at DAL 37.
28	2	2-19-DAL 29	(11:19) (Shotgun) J.Love pass short left to J.Jacobs pushed ob at DAL 1 for 28 yards (T.Diggs).
25	1	1-10-GB 32	(1:18) (Shotgun) J.Love pass short left to E.Wilson to DAL 43 for 25 yards (K.Murray).
25	4	1-10-GB 26	(:35) (Shotgun) J.Love pass short left to J.Jacobs pushed ob at DAL 49 for 25 yards (D.Wilson).
19	3	1-10-DAL 38	(10:14) J.Jacobs left end pushed ob at DAL 19 for 19 yards (J.Thomas).
18	4	2-7-DAL 18	(11:45) J.Jacobs right guard for 18 yards, TOUCHDOWN.
18	4	3-8-GB 22	(3:58) (Shotgun) J.Love pass short right to R.Doubs to GB 40 for 18 yards (D.Wilson). DAL-K.Murray was injured during the play.
16	1	3-5-DAL 17	(11:37) (Shotgun) J.Love pass short left to T.Kraft to DAL 1 for 16 yards (D.Bland, M.Hooker).
16	1	1-10-GB 15	(8:00) J.Love pass short right to R.Doubs to GB 31 for 16 yards (J.Sanborn).

Ten Longest Plays for Dallas Cowboys

Yards	Qtr	Play Start	Play Description
34	5	2-7-GB 39	(6:43) (Shotgun) D.Prescott pass deep right to J.Tolbert ran ob at GB 5 for 34 yards [C.Wooden].
28	2	1-10-GB 29	(:54) D.Prescott pass deep left to G.Pickens pushed ob at GB 1 for 28 yards (E.Williams).
28	4	1-10-GB 28	(:50) (No Huddle, Shotgun) D.Prescott pass short left to G.Pickens for 28 yards, TOUCHDOWN [M.Parsons].
22	5	3-5-DAL 36	(7:57) (Shotgun) D.Prescott pass deep left to G.Pickens pushed ob at GB 42 for 22 yards (E.Cooper).
19	4	3-3-GB 47	(1:13) (No Huddle, Shotgun) D.Prescott pass short middle to J.Tolbert to GB 28 for 19 yards (E.Cooper).
18	4	3-5-GB 40	(7:06) (Shotgun) D.Prescott pass short right to J.Ferguson to GB 37 for 3 yards (E.Williams).
15	2	1-10-GB 15	(:13) (Shotgun) D.Prescott pass short middle to G.Pickens for 15 yards, TOUCHDOWN.
15	3	3-6-DAL 24	(5:44) (Shotgun) D.Prescott pass short left to K.Turpin ran ob at DAL 39 for 15 yards.
14	2	1-10-DAL 5	(5:50) (Shotgun) D.Prescott pass short right to G.Pickens to DAL 19 for 14 yards (K.Nixon).
13	4	2-4-GB 16	(6:07) J.Williams right tackle to GB 3 for 13 yards (E.Williams).

Touchdown Scoring Information

		Offense	Defense	Special Teams
VISITOR	Green Bay Packers	5	0	0
HOME	Dallas Cowboys	5	0	0

Player Scoring Information

Club	Player	TD	Rush TD	Rec TD	KO TD	Punt TD	Int TD	Fum TD	Misc TD	FG	XP	2Pt Rush	2Pt Rec	Sfty	Points
GB	R.Doubs	0	0	3	0	0	0	0	0	0	0	0	0	0	18
GB	J.Jacobs	0	2	0	0	0	0	0	0	0	0	0	0	0	12
GB	B.McManus	0	0	0	0	0	0	0	0	2	4	0	0	0	10
DAL	G.Pickens	0	0	2	0	0	0	0	0	0	0	0	0	0	12
DAL	B.Aubrey	0	0	0	0	0	0	0	0	1	5	0	0	0	8
DAL	J.Williams	0	1	0	0	0	0	0	0	0	0	0	0	0	6
DAL	D.Prescott	0	1	0	0	0	0	0	0	0	0	0	0	0	6
DAL	J.Ferguson	0	0	1	0	0	0	0	0	0	0	0	0	0	6

Possession Detail

	First Half		Second Half		Game	
	Visitor	Home	Visitor	Home	Visitor	Home
Largest Lead	13	3	4	3	13	3
Drives Leading	4	1	0	1	4	2
Time of Possession Leading	12:38	0:04	0:00	2:27	12:38	2:31
Largest Deficit	-3	-13	-3	-4	-3	-13
Drives Trailing	1	4	5	3	6	7
Time of Possession Trailing	0:09	12:11	17:48	14:25	17:57	26:36
Times Score Tied Up		0		2		2
Lead Changes		2		7		9

# Playtime Percentage

Percent of playtime per player on offense, defense and special teams (Unofficial)

## Green Bay Packers

## Dallas Cowboys

Green Bay Packers					Dallas Cowboys				
	Offense	Defense	Special Teams			Offense	Defense	Special Teams	
D.Kinnard	T/G 83 100%		7	21%	B.Hoffman	C 69 100%		6	18%
J.Morgan	T/G 83 100%		7	21%	T.Bass	G 69 100%		6	18%
R.Walker	T 83 100%		7	21%	T.Smith	OL 69 100%		6	18%
S.Rhyan	G 83 100%		7	21%	D.Prescott	QB 69 100%			
E.Jenkins	C/G 83 100%		5	15%	T.Steele	T 65 94%		6	18%
J.Love	QB 83 100%				G.Pickens	WR 62 90%			
T.Kraft	TE 79 95%		5	15%	T.Guyton	T 56 81%		4	12%
R.Doubs	WR 75 90%		1	3%	J.Tolbert	WR 56 81%			
D.Wicks	WR 64 77%				J.Williams	RB 55 80%			
J.Jacobs	RB 54 65%				J.Ferguson	TE 54 78%			
M.Golden	WR 49 59%		3	9%	K.Turpin	WR 42 61%		9	27%
L.Musgrave	TE 25 30%		9	27%	L.Schoonmaker	TE 19 28%		17	52%
E.Wilson	RB 25 30%				H.Luepke	RB 17 25%		11	33%
M.Heath	WR 19 23%				N.Thomas	T 17 25%		6	18%
S.Williams	WR 10 12%		7	21%	R.Flournoy	WR 16 23%		19	58%
J.FitzPatrick	TE 10 12%		2	6%	B.Spann-Ford	TE 15 22%		19	58%
C.Brooks	RB 5 6%		9	27%	M.Sanders	RB 7 10%			
X.McKinney	S	69 100%	13	39%	H.Adeniji	T 1 1%		6	18%
E.Williams	S	69 100%	9	27%	J.Moreno-Cropper	WR 1 1%		4	12%
E.Cooper	LB	69 100%	7	21%	D.Wilson	S	83 100%		
K.Nixon	CB	69 100%	6	18%	K.Murray	LB	78 94%		
Q.Walker	LB	69 100%	6	18%	J.Sanborn	LB	62 75%	11	33%
M.Parsons	DL	47 68%			K.Elam	CB	60 72%		
C.Wooden	DL	46 67%	6	18%	K.Clark	DT	58 70%		
N.Hobbs	CB	46 67%	3	9%	R.Steward	DB	55 66%		
J.Bullard	S	45 65%	11	33%	O.Odighizuwa	DT	53 64%	7	21%
R.Gary	DL	43 62%			D.Bland	CB	53 64%		
K.Brooks	DL	40 58%	15	45%	T.Diggs	CB	53 64%		
L.Van Ness	DL	39 57%	12	36%	J.Thomas	S	51 61%	15	45%
N.Stackhouse	DL	27 39%	6	18%	D.Ezeiruaku	DE	40 48%	19	58%
C.Valentine	CB	24 35%	14	42%	D.Fowler	DE	34 41%		
I.McDuffie	LB	23 33%	26	79%	S.Thomas	DT	33 40%	8	24%
K.Enagbare	DL	13 19%	11	33%	M.Hooker	S	30 36%		
D.Wyatt	DL	13 19%			M.Liufta	LB	29 35%	27	82%
B.Sorrell	DL	8 12%	8	24%	S.Williams	DE	29 35%	8	24%
B.Melton	CB		20	61%	S.James	LB	26 31%	15	45%
N.Niemann	LB		20	61%	M.Kneeland	DE	25 30%	3	9%
T.Hopper	LB		20	61%	J.Clowney	DE	23 28%		
Z.Anderson	S		20	61%	J.Houston	DE	22 27%	14	42%
B.McManus	K		14	42%	M.Smith	DT	15 18%	7	21%
K.Oladapo	S		13	39%	M.Bell	S	2 2%	27	82%
M.Orzech	LS		9	27%	C.Goodwin	CB		27	82%
D.Whelan	P		9	27%	T.Bridges	CB		23	70%
B.Sims	TE		7	21%	B.Aubrey	K		13	39%
D.Jennings	G/T		7	21%					

B.Banks	T	2	6%	B.Anger	P	10	30%
				T.Sieg	LS	10	30%



# **UPDATED BIOGRAPHIES**



ZAYNE  
ANDERSON

39

SAFETY  
BRIGHAM YOUNG

Third NFL Season | Third Packers Season





HT: 6-2 | WT: 206 | Born: January 3, 1997 | NFL Games Played/Started: 35/2 | Acquired: W-23 (Buf.)

- AT A GLANCE
- » Played in a career-high 16 games with two starts in 2024 and posted the first defensive stats of his career, recording seven tackles (four solo), two passes defended and an interception. Also tied for No. 2 on the team with a career-high nine special teams tackles.
  - » Claimed off waivers by the Green Bay Packers from the Buffalo Bills after the 2023 training camp, playing in 10 games and posting four special teams tackles (tied for No. 4 on the team) in '23.
  - » Originally signed as an undrafted free agent in 2021 by the Kansas City Chiefs and spent time on the Chiefs' practice squad in 2021-22, appearing in seven games and posting a tackle on special teams during the regular season.
  - » Has also played in five postseason contests (two for the Packers and three for the Chiefs), totaling two tackles on special teams and one (solo) on defense.
  - » Appeared in 50 games as a linebacker/defensive back at Brigham Young (2015-20), recording 162 tackles. Redshirted in 2018 and medically redshirted in 2019, serving as a team captain both seasons.

**2025 SEASON:** Has played in two games, seeing time on special teams and recording three tackles (No. 4 on the team)...Was inactive (knee) for two games...**vs. Detroit (Sept. 7):** Inactive (knee)...**vs. Washington (Sept. 11):** Inactive (knee)...**At Cleveland (Sept. 21):** Appeared on 13 special teams snaps and recorded a team-high two tackles...**At Dallas (Sept. 28):** Played 20 special teams snaps and registered a tackle.

REGULAR-SEASON COMPARISON: DEFENSIVE - CINCINNATI BENGALS

DATE	OPP	W/L	GP/GS	TACKLES				ASST	SACK	YDS.	INT	TFL	PD	QBH	TD	MISC		
				TOT	SOLO											FF	FR	
1/2/22	KC @ CIN	L	P	0	0			0	0.0	0.0	0	0	0	0	0	0	0	0
12/4/22	KC @ CIN	L	P	0	0			0	0.0	0.0	0	0	0	0	0	0	0	0
TOTALS		0/2	2/0	0	0			0	0.0	0.0	0	0	0	0	0	0	0	0

POSTSEASON COMPARISON: DEFENSIVE - CINCINNATI BENGALS

DATE	OPP	W/L	GP/GS	TACKLES				ASST	SACK	YDS.	INT	TFL	PD	QBH	TD	MISC		
				TOT	SOLO											FF	FR	
1/30/22	KC vs. CIN	L	P	0	0			0	0.0	0.0	0	0	0	0	0	0	0	0
TOTALS		0/1	1/0	0	0			0	0.0	0.0	0	0	0	0	0	0	0	0

ZAYNE ANDERSON'S NFL REGULAR-SEASON DEFENSIVE STATISTICS

YEAR	TEAM	GP	GS	TACKLES								INTERCEPTIONS								ST				MISC	
				TK	S	A	TFL	YDS	SK	YDS	QBH	NO	YDS	LG	TD	PD	FF	FR	TD	YDS	TK	S	A	FF	FR
2021	Chiefs	4	0	0	0	0	0	0	0.0	0.0	0.0	0	0	0	0	0	0	0	0	1	1	0	0	0	0
2022	Chiefs	3	0	0	0	0	0	0	0.0	0.0	0.0	0	0	0	0	0	0	0	0	0	0	0	0	0	
2023	Packers	10	0	0	0	0	0	0	0.0	0.0	0.0	0	0	0	0	0	0	0	4	3	1	0	0	0	
2024	Packers	16	2	7	4	3	0	0	0.0	0.0	0.0	0	1	18	18	0	2	0	0	9	9	0	0	0	0
2025	Packers	2	0	0	0	0	0	0	0.0	0.0	0.0	0	0	0	0	0	0	0	3	1	2	0	0	0	
NFL TOTALS		35	2	7	4	3	0	0	0.0	0.0	0.0	0	1	18	18	0	2	0	0	17	14	3	0	0	0

ZAYNE ANDERSON'S NFL POSTSEASON DEFENSIVE STATISTICS

YEAR	TEAM	GP	GS	TACKLES				INTERCEPTIONS										ST				MISC				
				TK	S	A	TFL	YDS	SK	YDS	QBH	NO	YDS	LG	TD	PD	FF	FR	TD	YDS	TK	S	A	FF	FR	S
2021	Chiefs	3	0	0	0	0	0	0	0.0	0.0	0.0	0	0	0	0	0	0	0	0	1	1	0	0	0	0	0
2023	Packers	2	0	1	1	0	0	0	0.0	0.0	0.0	0	0	0	0	0	0	0	0	1	1	0	0	0	0	0
NFL TOTALS		5	0	1	1	0	0	0	0.0	0.0	0.0	0	0	0	0	0	0	0	0	2	2	0	0	0	0	0

SINGLE-GAME HIGHS: SPECIAL TEAMS

Total Tackles

4 at Detroit Lions, Dec 05, 2024

Solo Tackles

3 vs. New Orleans Saints, Dec 23, 2024  
2 vs. New Orleans Saints, Dec 23, 2024  
2 at Detroit Lions, Dec 05, 2024

Passes Defensed

2 vs. New Orleans Saints, Dec 23, 2024

Interceptions

1 vs. New Orleans Saints, Dec 23, 2024  
2 at Cleveland Browns, Sep 21, 2025  
2 vs. Miami Dolphins, Nov 28, 2024  
1 at Minnesota Vikings, Dec 29, 2024  
1 at Jacksonville Jaguars, Oct 27, 2024  
1 vs. Houston Texans, Oct 20, 2024  
...9 more at 1.

Special Teams Tackles

2025 GXG REGULAR SEASON (PACKERS)

DATE	OPPONENT	P/S	TK	S	A	SK	YDS	INT	PD	FF	FR	
09/07	Lions		INACTIVE/INJURY									
09/11	Commanders		INACTIVE/INJURY									
09/21	at Browns	P	0	0	0	0	0.0	0	0	0	0	
09/28	at Cowboys	P	0	0	0	0	0.0	0	0	0	0	
2025 TOTALS		2-0	0	0	0	0	0.0	0	0	0	0	

 2025 GREEN BAY PACKERS

1

PLAYERS

AARON  
BANKS

65

GUARD  
NOTRE DAME

Fifth NFL Season | First Packers Season

Ht: 6-5 | Wt: 325 | Born: September 3, 1997 | NFL Games Played/Started: 55/45 | Acquired: UFA (SF)-25



AT A GLANCE

- » Appeared in 53 games with 43 starts (all at left guard) in his four seasons with the San Francisco 49ers (2021-24), also playing in seven postseason contests with six starts.
- » During his three seasons as a starter (2022-24), was part of a line that helped the 49ers rank No. 2 in the NFL over that span in total offense (380.1 ypg), No. 1 in yards per play (6.3), No. 3 in yards per carry (4.73 avg.), tied for No. 5 in sacks allowed (101) and No. 6 in rushing offense (135.5 ypg).
- » Helped protect QB Brock Purdy, who led the NFL in passer rating (113.0) and yards per attempt (9.6) in 2023 while setting a franchise record with 4,280 passing yards.
- » In 2023, was part of a line that helped the 49ers become the first team in NFL history to feature an RB (Christian McCaffrey), two WRs (Brandon Aiyuk and Deebo Samuel) and a TE (George Kittle) who each posted 1,000-plus yards from scrimmage in a single season.
- » Appeared in 38 games with 31 starts during his four years at Notre Dame (2017-20), earning first-team All-America honors from The Associated Press as a senior in 2020.

**2025 SEASON:** Has started both games he has appeared in at LG...**Vs. Detroit (Sept. 7):** Started at LG in his Green Bay debut, appearing on 43 of 48 snaps as part of a line that did not allow a sack of QB Jordan Love. Helped protect Love, who connected on 16 of 22 passes for 188 yards and two TDs with no INTs (128.6 rating)...**Vs. Washington (Sept. 11):** Inactive (ankle/groin)...**At Cleveland (Sept. 21):** Started at LG and played 30 snaps, but was sidelined for the second half due to a groin injury...**At Dallas (Sept. 28):** Inactive (groin).

AARON BANKS' NFL REGULAR-SEASON STATISTICS

DATE	TEAM	GP	GS
2021	49ers	9	0
2022	49ers	16	16
2023	49ers	15	14
2024	49ers	13	13
2025	Packers	2	2
NFL TOTALS		55	45

AARON BANKS' NFL POSTSEASON STATISTICS

DATE	TEAM	GP	GS
2021	49ers	1	0
2022	49ers	3	3
2023	49ers	3	3
NFL TOTALS		7	6

2025 GXG REGULAR SEASON (PACKERS)

DATE	OPPONENT	P/S
09/07	Lions	S
09/11	Commanders	INACTIVE/INJURY
09/21	at Browns	
09/28	at Cowboys	INACTIVE/INJURY
2025 TOTALS		2-2

ANTHONY  
BELTON  
71

TACKLE  
NORTH CAROLINA STATE

Rookie



 Ht: 6-6 | Wt: 336 | Born: February 23, 2001 | NFL Games Played/Started: 3/1 | Acquired: D2-25

AT A GLANCE

- » Appeared in 40 games with 32 starts at left tackle during his four seasons at North Carolina State, starting all 24 games he played in over his final two seasons (2023-24).
- » Started all 11 games he appeared in last season and was selected to play in the Reese's Senior Bowl following the 2024 campaign.
- » Earned third-team All-Atlantic Coast Conference honors in 2023 after tying for the team lead with 51 pancake blocks.
- » Played one season at Georgia Military Academy (2019), where he was ranked the No. 5 JUCO offensive tackle in the country by 247Sports.com.
- » Selected by the Packers in the second round (No. 54 overall) of the 2025 NFL Draft, the first offensive lineman from North Carolina State to be drafted by the Packers in franchise history.
- » Became just the fourth offensive lineman from North Carolina State to be selected in the first two rounds in the Common Draft Era (since 1967).

**2025 SEASON:** Has played in three games with one start at RT...Was inactive (ankle) for one contest...**Vs. Detroit (Sept. 7):** Appeared on three snaps on offense in his NFL debut, taking over at RT for the final series of the game. Also played five snaps on special teams...**Vs. Washington (Sept. 11):** Made his first NFL start, opening at RT in place of an injured Zach Tom (oblique), and appeared on 51 of 67 snaps. Helped protect QB Jordan Love as he completed 19 of 31 passes for 292 yards and two TDs with no INTs (113.9 rating)...**At Cleveland (Sept. 21):** Appeared on 35 snaps on offense, playing 31 snaps at RG in place of an injured Tom (oblique) and four snaps at LT in the third quarter when Rasheed Walker briefly departed the game due to injury...**At Dallas (Sept. 28):** Inactive (ankle).

ANTHONY BELTON'S NFL REGULAR-SEASON STATISTICS

DATE	TEAM	GP	GS
2025	Packers	3	1
NFL TOTALS		3	1

2025 GYG REGULAR SEASON (PACKERS)

DATE	OPPONENT	P/S	
09/07	Lions	P	
09/11	Commanders	S	
09/21	at Browns	P	
09/28	at Cowboys		INACTIVE/INJURY
2025 TOTALS		3-1	



WARREN  
BRINSON  
91

DEFENSIVE LINEMAN  
GEORGIA

Rookie



Ht: 6-5 | Wt: 315 | Born: February 4, 2002 | Acquired: D6-25

AT A GLANCE

- » Played in 59 games with eight starts at Georgia, recording 71 tackles (46 solo), 14 tackles for a loss, six sacks, 59 QB hurries, a pass defended and a fumble recovery.
- » During his five seasons playing for the Bulldogs (2020-24), was part of defenses that contributed to Georgia ranking No. 1 in the country over that span in rushing defense (95.2 ypg), including No. 1 rankings in both 2020 (72.3 ypg) and 2022 (77.1 ypg).
- » In 2024, played in 12 games with four starts and recorded career bests in tackles (26), solo tackles (20) and tackles for a loss (six) while tying his career high in sacks (two). Also registered 17 QB hurries, the second most of his career (19 in 2023).
- » Selected by the Packers in the sixth round (No. 198 overall) of the 2025 NFL Draft, the fifth player from the University of Georgia picked by Green Bay in the last five drafts (2021-25).
- » Went to Savannah (Ga.) Christian High School in his hometown before transferring and spending his final two years at IMG Academy (Bradenton, Fla.), where he helped lead the Ascenders to a 9-1 record in his senior season.

**2025 SEASON:** Has been inactive (healthy scratch) for all four games...**Vs. Detroit (Sept. 7):** Inactive (healthy scratch)...**Vs. Washington (Sept. 11):** Inactive (healthy scratch)...**At Cleveland (Sept. 21):** Inactive (healthy scratch)...**At Dallas (Sept. 28):** Inactive (healthy scratch).

2025 GXG REGULAR SEASON (PACKERS)

DATE OPPONENT	P/S	TK	S	A	SK	YDS	INT	PD	FF	FR
09/07 Lions							INACTIVE			
09/11 Commanders							INACTIVE			
09/21 at Browns							INACTIVE			
09/28 at Cowboys							INACTIVE			
2025 TOTALS		0	0	0	0	0.0	0	0	0	0

CHRIS  
BROOKS  
30

RUNNING BACK  
BRIGHAM YOUNG

Third NFL Season | Second Packers Season



Ht: 6-1 | Wt: 219 | Born: January 11, 2000 | NFL Games Played/Started: 28/0 | Acquired: FA-24

AT A GLANCE

- » Rushed for 289 yards on 55 carries over his first two NFL seasons, an average of 5.3 yards per attempt that ranked No. 6 in the NFL among running backs with 50-plus carries in 2023-24.
- » Appeared in 15 games for the Packers last season, rushing for 183 yards and a TD on 36 carries (5.1 avg.) while adding 11 receptions for 69 yards (6.3 avg.).
- » Played in nine games for the Miami Dolphins as a rookie in 2023, finishing with 106 rushing yards on 19 carries (5.6 avg.).
- » Appeared in 52 games with 24 starts during his collegiate career at Brigham Young (2022) and California (2018-21), posting 2,551 rushing yards and 20 TDs on 512 carries (5.0 avg.).
- » Averaged 6.3 yards per carry in his lone season at BYU in 2022, the fourth-best single-season mark in school history.
- » Led the Golden Bears with a career-high 914 rushing yards and a career-best eight rushing TDs on 208 attempts (4.4 avg.) in 2019 while adding a career-best 22 catches for 166 yards (7.5 avg.) and a career-high four TDs.

**2025 SEASON:** Has played in all four games and has posted a 1-yard carry and five receptions for 30 yards (6.0 avg.)...Ranks tied for No. 2 on the team with four tackles on special teams...**Vs. Detroit (Sept. 7):** Appeared on nine snaps on offense and 16 on special teams, posting a 1-yard run and a 2-yard reception along with a career-high three tackles on special teams...**Vs. Washington (Sept. 11):** Played 13 snaps on offense and 17 on special teams, recording three receptions (tied career high) for 27 yards (9.0 avg.)...**At Cleveland (Sept. 21):** Appeared on eight plays on offense and registered a tackle in 12 snaps of work on special teams...**At Dallas (Sept. 28):** Played five snaps on offense and nine on special teams, posting a 1-yard reception.

CHRIS BROOKS' NFL REGULAR-SEASON RUSHING/RECEIVING STATISTICS

DATE	TEAM	GP	GS	RUSHING					RECEIVING				
				NO.	YDS.	AVG.	LG	TD	NO.	YDS.	AVG.	LG	TD
2023	Dolphins	9	0	19	106	5.6	52	0	0	0	0.0	0	0
2024	Packers	15	0	36	183	5.1	23	1	11	69	6.3	15	0
2025	Packers	4	0	1	1	1.0	1	0	5	30	6.0	16	0
NFL TOTALS		28	0	56	290	5.2	52	1	16	99	6.2	16	0

CHRIS BROOKS' NFL POSTSEASON RUSHING/RECEIVING STATISTICS

DATE	TEAM	GP	GS	RUSHING					RECEIVING				
				NO.	YDS.	AVG.	LG	TD	NO.	YDS.	AVG.	LG	TD
2023	Dolphins	1	0	0	0	0.0	0	0	0	0	0.0	0	0
2024	Packers	1	0	0	0	0.0	0	0	2	9	4.5	5	0
NFL TOTALS		2	0	0	0	0.0	0	0	2	9	4.5	5	0

SINGLE-GAME HIGHS: RUSHING/RECEIVING

**Rush Attempts** 9 vs. Denver Broncos, Sep 24, 2023  
8 vs. Chicago Bears, Jan 05, 2025  
66 vs. Denver Broncos, Sep 24, 2023  
59 vs. Chicago Bears, Jan 05, 2025

**Rushing Average** 7.4 vs. Chicago Bears, Jan 05, 2025  
7.3 vs. Denver Broncos, Sep 24, 2023  
52 vs. Denver Broncos, Sep 24, 2023  
28 vs. Carolina Panthers, Oct 15, 2023

**Longest Runs** 3 vs. Washington Commanders, Sep 11, 2025  
3 vs. Detroit Lions, Nov 03, 2024  
28 vs. Detroit Lions, Nov 03, 2024  
27 vs. Washington Commanders, Sep 11, 2025

**Receptions** 3 vs. Detroit Lions, Nov 03, 2024  
28 vs. Detroit Lions, Nov 03, 2024  
27 vs. Washington Commanders, Sep 11, 2025

**Receiving Yards** 27 vs. Washington Commanders, Sep 11, 2025

**Receiving Average** 9.3 vs. Detroit Lions, Nov 03, 2024  
9.0 vs. Washington Commanders, Sep 11, 2025  
16 vs. Washington Commanders, Sep 11, 2025  
15 vs. San Francisco 49ers, Nov 24, 2024

**Longest Receptions** 66 vs. Denver Broncos, Sep 24, 2023  
59 vs. Chicago Bears, Jan 05, 2025  
3 vs. Detroit Lions, Sep 07, 2025  
1 at Cleveland Browns, Sep 21, 2025  
...2 more at 1.

**All-Purpose Yards** 66 vs. Denver Broncos, Sep 24, 2023  
59 vs. Chicago Bears, Jan 05, 2025  
3 vs. Detroit Lions, Sep 07, 2025  
1 at Cleveland Browns, Sep 21, 2025  
...2 more at 1.

**Special Teams Tackles** 3 vs. Detroit Lions, Sep 07, 2025  
1 at Cleveland Browns, Sep 21, 2025  
...2 more at 1.

**Most TDs** 1 vs. New Orleans Saints, Dec 23, 2024  
66 vs. Denver Broncos, Sep 24, 2023  
59 vs. Chicago Bears, Jan 05, 2025

**Scrimmage Yards** 66 vs. Denver Broncos, Sep 24, 2023  
59 vs. Chicago Bears, Jan 05, 2025

2025 GXG REGULAR SEASON (PACKERS)

DATE	OPPONENT	P/S	RUSHING					RECEIVING				
			NO.	YDS.	AVG.	LG	TD	NO.	YDS.	AVG.	LG	TD
09/07	Lions	P	1	1	1.0	1	0	1	2	2.0	2	0
09/11	Commanders	P	0	0	0.0	0	0	3	27	9.0	16	0
09/21	at Browns	P	0	0	0.0	0	0	0	0	0.0	0	0
09/28	at Cowboys	P	0	0	0.0	0	0	1	1	1.0	1	0
2025 TOTALS			4-0	1	1	1.0	1	5	30	6.0	16	0



# KARL BROOKS 94

DEFENSIVE LINEMAN  
BOWLING GREEN

Third NFL Season | Third Packers Season



Ht: 6-3 | Wt: 296 | Born: May 8, 2000 | NFL Games Played/Started: 38/0 | Acquired: D6a-23

## AT A GLANCE

- » Saw action in all 17 games in 2024, recording a career-high 24 tackles (14 solo), 3½ sacks, four tackles for a loss, a career-best six quarterback hits, two passes defended, a forced fumble and a career-high and team-leading three fumble recoveries.
- » Was the only player in the NFL in 2024 with multiple fumble recoveries, a forced fumble and a blocked kick and was the first NFL player to record those stats in back-to-back seasons (2023-24) since Texans DL J.J. Watt (2013-14).
- » Became the first Packers rookie to register four-plus sacks (four) and multiple fumble recoveries (two) in a season since LB Clay Matthews in 2009 and was one of only two NFL rookies to accomplish that feat in 2023 (Buccaneers LB YaYa Diaby).
- » Dating back to 2000, became only the second Packer (S Marques Anderson) to post multiple fumble recoveries in both of his first two NFL seasons (2023-24).
- » Is one of three NFL players (DE Myles Garrett and DT Jordan Elliott) to block a field goal in each of the last two seasons (2023-24).
- » Started all 52 games he played in over five seasons (2018-22) at Bowling Green and served as a team captain for his final two seasons.

**2025 SEASON:** Has played in all four games, recording six tackles (one solo), a half-sack and three quarterback hits on defense while also appearing on special teams...**vs. Detroit (Sept. 7):** Played 34 snaps on defense and nine on special teams...**vs. Washington (Sept. 11):** Played 48 snaps on defense, recording three tackles (all assists) and split a sack of QB Jayden Daniels with DL Barryn Sorrell in the fourth quarter. Also appeared on 10 special teams snaps...**At Cleveland (Sept. 21):** Appeared on 38 defensive snaps and recorded a solo tackle and a QB hit. Also saw action on nine special teams snaps...**At Dallas (Sept. 28):** Played 40 defensive snaps, registering two tackles (both assists) and a QB hit. Also saw action on 15 special teams snaps.

## KARL BROOKS' NFL REGULAR-SEASON DEFENSIVE STATISTICS

		TACKLES										INTERCEPTIONS										ST				MISC			
YEAR	TEAM	GP	GS	TK	S	A	TFL	YDS	SK	YDS	QBH	NO	YDS	LG	TD	PD	FF	FR	TD	YDS	TK	S	A	FF	FR	S	A		
2023	Packers	17	0	20	12	8	6	34	4.0	31.0	5	0	0	0	0	4	1	2	0	0	0	0	0	0	0	0	0		
2024	Packers	17	0	24	14	10	4	24	3.5	22.5	6	0	0	0	0	2	1	3	0	0	0	0	0	0	0	0	0		
2025	Packers	4	0	6	1	5	0	0	0.5	1.0	3	0	0	0	0	0	0	0	0	0	0	0	0	0	0	0	0		
NFL TOTALS		38	0	50	27	23	10	58	8.0	54.5	14	0	0	0	0	6	2	5	0	0	0	0	0	0	0	0	0		

## KARL BROOKS' NFL POSTSEASON DEFENSIVE STATISTICS

		TACKLES								INTERCEPTIONS										ST				MISC			
YEAR	TEAM	GP	GS	TK	S	A	TFL	YDS	SK	YDS	QBH	NO	YDS	LG	TD	PD	FF	FR	TD	YDS	TK	S	A	FF	FR	S	A
2023	Packers	2	0	3	0	3	0	0	0.0	0.0	1	0	0	0	0	0	0	0	0	0	0	0	0	0	0	0	0
2024	Packers	1	0	1	1	0	0	0	0.0	0.0	0	0	0	0	0	0	0	0	0	0	0	0	0	0	0	0	0
NFL TOTALS		3	0	4	1	3	0	0	0.0	0.0	1	0	0	0	0	0	0	0	0	0	0	0	0	0	0	0	0

## SINGLE-GAME HIGHS: DEFENSIVE

**Total Tackles** 4 vs. Chicago Bears, Jan 05, 2025  
4 at Philadelphia Eagles, Sep 06, 2024  
3 vs. Chicago Bears, Jan 05, 2025  
2 at Minnesota Vikings, Dec 29, 2024  
...5 more at 2.

**Sacks** 1.5 at Los Angeles Rams, Oct 06, 2024  
1.0 at Minnesota Vikings, Dec 29, 2024  
...5 more at 1.0.

**Passes Defended** 2 vs. Los Angeles Rams, Nov 05, 2023  
1 at Minnesota Vikings, Dec 29, 2024  
...3 more at 1.

**Forced Fumbles** 1 vs. Arizona Cardinals, Oct 13, 2024  
1 at Detroit Lions, Nov 23, 2023  
1 at Minnesota Vikings, Dec 29, 2024  
1 vs. San Francisco 49ers, Nov 24, 2024  
...3 more at 1.

**Tackles For Loss** 2 vs. Chicago Bears, Jan 07, 2024  
1 vs. Chicago Bears, Jan 05, 2025  
...7 more at 1.

## 2025 GYG REGULAR SEASON (PACKERS)

DATE	OPPONENT	P/S	TK	S	A	SK	YDS	INT	PD	FF	FR
09/07	Lions	P	0	0	0	0.0	0.0	0	0	0	0
09/11	Commanders	P	3	0	3	0.5	1.0	0	0	0	0
09/21	at Browns	P	1	1	0	0.0	0.0	0	0	0	0
09/28	at Cowboys	P	2	0	2	0.0	0.0	0	0	0	0
2025 TOTALS		4-0	6	1	5	0.5	1.0	0	0	0	0

JAVON  
BULLARD  
20 SAFETY  
GEORGIA

Second NFL Season | Second Packers Season



Ht: 5-10 | Wt: 198 | Born: September 5, 2002 | NFL Games Played/Started: 19/14 | Acquired: D2b-24

AT A GLANCE

- » Played in 15 games as a rookie last season, making 11 starts and recording 85 tackles (57 solo), two tackles for a loss, a pass defended and a fumble recovery.
- » Became just the sixth rookie safety to start in Week 1 for the Packers since the 1970 merger and the first since S Darnell Savage in 2019.
- » Was tied for No. 4 on the team in tackles on defense and finished No. 5 on the team with five special teams tackles.
- » Tied for the team lead with a career-high 11 tackles (seven solo) at Philadelphia in Week 1, the most by an NFL rookie defensive back in a season opener since Dolphins CB Xavien Howard (11) in 2016.
- » Earned second-team All-Southeastern Conference honors from The Associated Press in 2023 at Georgia after ranking No. 3 on the team with a career-high 56 tackles (39 solo) while adding two INTs and seven passes defended.
- » Was named the Defensive MVP of the 2022 College Football Playoff national title game after posting two INTs and a fumble recovery against TCU.

**2025 SEASON:** Has played in all four games with three starts, recording 20 tackles (14 solo) and a tackle for a loss...Ranks No. 4 on the team in solo tackles and is tied for No. 4 on the team in total tackles...**Vs. Detroit (Sept. 7):** Started and played 59 snaps on defense, finishing tied for second on the team with nine tackles (seven solo). Also appeared on 11 special teams snaps...**Vs. Washington (Sept. 11):** Appeared on 58 snaps on defense, recording five tackles (all solo). His five solo tackles ranked No. 2 on the team. Also saw action on 11 special teams snaps...**At Cleveland (Sept. 21):** Started and played 27 defensive snaps, registering four tackles (one solo) and a tackle for a loss before leaving the game in the fourth quarter with a concussion. Combined with LB Quay Walker to stop RB Jerome Ford for a loss of 4 yards in the fourth quarter. Also saw action on eight special teams snaps...**At Dallas (Sept. 28):** Started and played 45 snaps on defense, recording two tackles (one solo). Also saw action on 11 special teams snaps and added a tackle.

JAVON BULLARD'S NFL REGULAR-SEASON DEFENSIVE STATISTICS

		TACKLES										INTERCEPTIONS										ST				MISC	
YEAR	TEAM	GP	GS	TK	S	A	TFL	YDS	SK	YDS	QBH	NO	YDS	LG	TD	PD	FF	FR	TD	YDS	TK	S	A	FF	FR	S	A
2024	Packers	15	11	85	57	28	2	6	0.0	0.0	0	0	0	0	0	1	0	1	0	3	5	4	1	0	0	0	0
2025	Packers	4	3	20	14	6	1	4	0.0	0.0	0	0	0	0	0	0	0	0	0	0	1	1	0	0	0	0	0
NFL TOTALS		19	14	105	71	34	3	10	0.0	0.0	0	0	0	0	0	1	0	1	0	3	6	5	1	0	0	0	0

JAVON BULLARD'S NFL POSTSEASON DEFENSIVE STATISTICS

YEAR	TEAM	GP	GS	TACKLES										INTERCEPTIONS										ST				MISC			
				TK	S	A	TFL	YDS	SK	YDS	QBH	NO	YDS	LG	TD	PD	FF	FR	TD	YDS	TK	S	A	FF	FR	S	A	FF	FR	S	A
2024	Packers	1	0	3	2	1	0	0	0.0	0.0	0	0	0	0	0	0	0	0	0	0	0	0	0	0	0	0	0	0	0	0	0
NFL TOTALS		1	0	3	2	1	0	0	0.0	0.0	0	0	0	0	0	0	0	0	0	0	0	0	0	0	0	0	0	0	0	0	0

SINGLE-GAME HIGHS: DEFENSIVE

**Total Tackles** 11 at Minnesota Vikings, Dec 29, 2024  
11 at Philadelphia Eagles, Sep 06, 2024  
**Solo Tackles** 9 at Minnesota Vikings, Dec 29, 2024  
7 vs. Detroit Lions, Sep 07, 2025  
...1 more at 7.  
**Passes Defended** 1 vs. Indianapolis Colts, Sep 15, 2024

**Fumble Recoveries** 1 vs. Chicago Bears, Jan 05, 2025  
**Tackles For Loss** 1 at Cleveland Browns, Sep 21, 2025  
1 vs. Chicago Bears, Jan 05, 2025  
...1 more at 1.  
**Special Teams Tackles** 1 vs. Miami Dolphins, Nov 28, 2024  
1 vs. Detroit Lions, Nov 03, 2024  
...3 more at 1.

2025 GXG REGULAR SEASON (PACKERS)

DATE	OPPONENT	P/S	TK	S	A	SK	YDS	INT	PD	FF	FR
09/07	Lions	S	9	7	2	0.0	0.0	0	0	0	0
09/11	Commanders	P	5	5	0	0.0	0.0	0	0	0	0
09/21	at Browns	S	4	1	3	0.0	0.0	0	0	0	0
09/28	at Cowboys	S	2	1	1	0.0	0.0	0	0	0	0
2025 TOTALS		4-3	20	14	6	0.0	0.0	0	0	0	0

EDGERRIN  
COOPER


56

LINEBACKER  
TEXAS A&M

Second NFL Season | Second Packers Season

G

Ht: 6-2 | Wt: 229 | Born: November 17, 2001 | NFL Games Played/Started: 18/8 | Acquired: D2a-24



- AT A GLANCE
- » Was the only player in the NFL last season to post 75-plus tackles (77), 13-plus tackles for a loss (13), three-plus sacks (3½), an interception (one), a forced fumble (one) and a fumble recovery (two).
  - » Dating back to 2000, became the first NFL rookie to hit those marks in a season and joined LB A.J. Hawk (2013) as the only Packers to hit those marks in a season since 2000.
  - » Posted the most tackles for a loss by a Green Bay rookie since LB Clay Matthews (17) in 2009.
  - » Became the only NFL player since 2000 with 13-plus tackles for a loss and 10-plus special teams tackles in a season (TruMedia).
  - » Was selected to the Pro Football Writers of America All-Rookie team, was named NFL Defensive Rookie of the Month for regular-season games played in the months of December and January and twice was honored as the NFC Defensive Player of the Week (Weeks 8 and 15).
  - » Received first-team All-America honors from the Walter Camp Football Foundation, *The Associated Press* and the American Football Coaches Association to become a consensus All-America selection in 2023. Also earned first-team All-America accolades from *The Athletic*, ESPN and CBS Sports and first-team All-SEC honors from the league's coaches.

**2025 SEASON:** Has started all four contests and ranks No. 2 on the team in tackles (33) and tied for No. 1 in solo tackles (22)...Has also posted a half-sack, two QB hits, two passes defended and three Next Gen Stat QB pressures...**vs. Detroit (Sept. 7):** Started and played all 67 snaps on defense, leading the team and posting career highs in both tackles (12) and solo tackles (eight). Of his 12 stops, five came within 2 yards of the line of scrimmage (2, 0, 1, 1, 1, 1)...**vs. Washington (Sept. 11):** Started and played 68 of 69 defensive snaps, leading the team in tackles (10) and solo tackles (seven). Also posted two QB hits, three NGS QB pressures and a half-sack when he blitzed and teamed with DL Micah Parsons to take down QB Jayden Daniels on a third-and-3 early in the third quarter. It was the third double-digit-tackle game of his career...**At Cleveland (Sept. 21):** One of three Packers to play all 66 defensive snaps, posting four tackles (two solo) and a pass defended. Two of his four tackles were for 1-yard gains...**At Dallas (Sept. 28):** Played all 69 defensive snaps, recording seven tackles (five solo) and a pass defended. With 8:35 left in the fourth quarter, leaped over and around FB Hunter Luepke to break up a short pass on a third-and-2 at the Dallas 43.

EDGERRIN COOPER'S NFL REGULAR-SEASON DEFENSIVE STATISTICS

YEAR	TEAM	GP	GS	TK	S	A	TACKLES					INTERCEPTIONS										ST					MISC		
							TFL	YDS	SK	YDS	QBH	NO	YDS	LG	TD	PD	FF	FR	TD	YDS	TK	S	A	FF	FR	S	A		
2024	Packers	14	4	77	48	29	13	53	3.5	32.5	7	1	22	22	0	4	1	2	0	4	10	9	1	0	0	0	0	0	0
2025	Packers	4	4	33	22	11	0	0	0.5	5.0	2	0	0	0	0	2	0	0	0	0	0	0	0	0	0	0	0	0	0
NFL TOTALS		18	8	110	70	40	13	53	4.0	37.5	9	1	22	22	0	6	1	2	0	4	10	9	1	0	0	0	0	0	0

EDGERRIN COOPER'S NFL POSTSEASON DEFENSIVE STATISTICS

YEAR	TEAM	GP	GS	TK	S	A	TFL	YDS	SK	YDS	QBH	NO	YDS	LG	TD	PD	FF	FR	TD	YDS	TK	S	A	FF	FR	S	A			
2024	Packers	1	1	7	2	5	0	0	0.0	0.0	1	0	0	0	0	0	0	0	0	0	0	0	0	0	0	0	0	0	0	0
NFL TOTALS		1	1	7	2	5	0	0	0.0	0.0	1	0	0	0	0	0	0	0	0	0	0	0	0	0	0	0	0	0	0	0

- SINGLE-GAME HIGHS: DEFENSIVE
- Total Tackles

12 vs. Detroit Lions, Sep 07, 2025  
10 vs. Washington Commanders, Sep 11, 2025  
...1 more at 10.
- Solo Tackles

8 vs. Detroit Lions, Sep 07, 2025  
7 vs. Washington Commanders, Sep 11, 2025  
...1 more at 7.
- Sacks

1.0 at Seattle Seahawks, Dec 15, 2024  
1.0 at Jacksonville Jaguars, Oct 27, 2024  
...1 more at 1.0.
- Passes Defensed

2 at Seattle Seahawks, Dec 15, 2024  
1 at Dallas Cowboys, Sep 28, 2025  
...3 more at 1.
- Forced Fumbles

1 at Jacksonville Jaguars, Oct 27, 2024
- Fumble Recoveries

1 vs. Chicago Bears, Jan 05, 2025  
1 vs. Minnesota Vikings, Sep 29, 2024  
4 at Minnesota Vikings, Dec 29, 2024  
2 at Seattle Seahawks, Dec 15, 2024  
...1 more at 2.
- Tackles For Loss

1 vs. Minnesota Vikings, Sep 29, 2024  
4 at Minnesota Vikings, Dec 29, 2024  
2 at Seattle Seahawks, Dec 15, 2024  
...1 more at 2.
- Interceptions

1 at Seattle Seahawks, Dec 15, 2024
- Special Teams Tackles

2 vs. New Orleans Saints, Dec 23, 2024  
2 at Seattle Seahawks, Dec 15, 2024

2025 GXG REGULAR SEASON (PACKERS)

DATE	OPPONENT	P/S	TK	S	A	SK	YDS	INT	PD	FF	FR
09/07	Lions	S	12	8	4	0.0	0.0	0	0	0	0
09/11	Commanders	S	10	7	3	0.5	5.0	0	0	0	0
09/21	Browns	S	4	2	2	0.0	0.0	0	1	0	0
09/28	Cowboys	S	7	5	2	0.0	0.0	0	1	0	0
2025 TOTALS		4-4	33	22	11	0.5	5.0	0	2	0	0

BRENTON  
COX JR.  
57

DEFENSIVE LINEMAN  
FLORIDA

Third NFL Season | Third Packers Season



Ht: 6-4 | Wt: 250 | Born: January 30, 2000 | NFL Games Played/Started: 12/0 | Acquired: FA-23

AT A GLANCE

- » Played in seven games in 2024 and posted 12 tackles (eight solo), five tackles for a loss, four sacks, seven QB hits and 13 Next Gen Stat QB pressures.
- » Became the first player in team history (since 1982) to play in seven or fewer games and register four-plus sacks in a season.
- » Among players to play in seven or fewer contests in 2024, ranked No. 2 in the NFL in sacks and QB hits, tied for No. 2 in NGS QB pressures and No. 3 in tackles for a loss.
- » Ranked No. 4 on the team in sacks and tied for No. 4 on the team in QB hits in 2024.
- » Ranked No. 2 on the team last season (LB Edgerrin Cooper, 4.5 pct.) with a 3.8 percent havoc rate (pct. of def. plays with a TFL, forced fumble, interception, pass breakup or sack, TruMedia).
- » Spent one season at Georgia (2018) and three seasons at Florida (2020-22), earning second-team All-SEC honors from The Associated Press after posting 41 tackles (21 solo), 9½ tackles for a loss, four sacks and a team-high 18 QB hurries in 2020 at Florida.

**2025 SEASON:** Has played in one game...Was placed on injured reserve (groin) on Sept. 11...**Vs. Detroit (Sept. 7):** Appeared on nine defensive snaps before leaving the game in the third quarter with a groin injury.

BRENTON COX JR.'S NFL REGULAR-SEASON DEFENSIVE STATISTICS

YEAR	TEAM	TACKLES										INTERCEPTIONS								ST				MISC			
		GP	GS	TK	S	A	TFL	YDS	SK	YDS	QBH	NO	YDS	LG	TD	PD	FF	FR	TD	YDS	TK	S	A	FF	FR	S	A
2023	Packers	4	0	0	0	0	0	0	0.0	0.0	0	0	0	0	0	0	0	0	0	0	0	0	0	0	0	0	0
2024	Packers	7	0	12	8	4	5	32	4.0	29.0	7	0	0	0	0	1	0	0	0	0	0	0	0	0	0	0	0
2025	Packers	1	0	0	0	0	0	0	0.0	0.0	0	0	0	0	0	0	0	0	0	0	0	0	0	0	0	0	0
NFL TOTALS		12	0	12	8	4	5	32	4.0	29.0	7	0	0	0	0	1	0	0	0	0	0	0	0	0	0	0	0

BRENTON COX JR.'S NFL POSTSEASON DEFENSIVE STATISTICS

YEAR	TEAM	TACKLES											INTERCEPTIONS								ST				MISC		
		GP	GS	TK	S	A	TFL	YDS	SK	YDS	QBH	NO	YDS	LG	TD	PD	FF	FR	TD	YDS	TK	S	A	FF	FR	S	A
2024	Packers	1	0	0	0	0	0	0	0.0	0.0	0	0	0	0	0	0	0	0	0	0	0	0	0	0	0	0	0
NFL TOTALS		1	0	0	0	0	0	0	0.0	0.0	0	0	0	0	0	0	0	0	0	0	0	0	0	0	0	0	0

SINGLE-GAME HIGHS: DEFENSIVE

**Total Tackles** 3 at Chicago Bears, Nov 17, 2024  
2 vs. New Orleans Saints, Dec 23, 2024  
...3 more at 2.

**Solo Tackles** 2 vs. New Orleans Saints, Dec 23, 2024  
2 at Seattle Seahawks, Dec 15, 2024  
...1 more at 2.

**Sacks** 1.0 vs. New Orleans Saints, Dec 23, 2024  
1.0 at Seattle Seahawks, Dec 15, 2024  
...2 more at 1.0.

**Tackles For Loss** 2 at Chicago Bears, Nov 17, 2024  
1 vs. New Orleans Saints, Dec 23, 2024  
...2 more at 1.

2025 GYG REGULAR SEASON (PACKERS)

DATE	OPPONENT	P/S	TK	S	A	SK	YDS	INT	PD	FF	FR
09/07	Lions	P	0	0	0	0	0.0	0	0	0	0
09/11	Commanders		INJURED RESERVE								
09/21	at Browns		INJURED RESERVE								
09/28	at Cowboys		INJURED RESERVE								
2025 TOTALS		1-0	0	0	0	0	0.0	0	0	0	0



ROMEO DOUBS  
87

WIDE RECEIVER  
NEVADA

Fourth NFL Season | Fourth Packers Season



Ht: 6-2 | Wt: 204 | Born: April 13, 2000 | NFL Games Played/Started: 47/39 | Acquired: D4a-22

AT A GLANCE

- » Last name is pronounced DOBBS.
- » Is one of only three players in team history to post 40-plus catches, 400-plus receiving yards and three-plus receiving TDs in each of his first three NFL seasons, joining WRs James Lofton (1978-80) and Greg Jennings (2006-08).
- » His 15 receiving TDs in 2022-24 were the most by a Packer in his first three NFL seasons since WR Davante Adams posted 16 in 2014-16.
- » Was tied for No. 8 in the NFL with a team-high eight receiving TDs in 2023, including seven receiving TDs in the red zone (No. 4 in the league).
- » Played in 13 games with seven starts as a rookie in 2022 and ranked No. 4 on the team with 42 catches for 425 yards (10.1 avg.) and three TDs (No. 4 on the team).
- » Posted 26 catches in the first six games in 2022, the most in franchise history by a rookie in the team's opening six contests.
- » Earned first-team All-Mountain West honors as a senior at Nevada in 2021 after tying for the conference lead with 11 receiving TDs and ranking No. 2 in receiving yards per game (100.8).

**2025 SEASON:** Has started all four games, ranking No. 1 on the team and tied for No. 5 in the NFL with four TD catches...Ranks No. 2 on the team 179 receiving yards on 13 catches (13.8 avg.)...**Vs. Detroit (Sept. 7):** Started and played 34 of 48 snaps, leading the team with 68 receiving yards on two catches (34.0 avg.). Posted a career-long 48-yard reception in the second quarter to the Detroit 17...**Vs. Washington (Sept. 11):** Started and appeared on 50 of 68 snaps, posting three catches for 28 yards (9.3 avg.), including a 5-yard TD grab on a slant in the first quarter...**At Cleveland (Sept. 21):** Started and appeared on 58 of 65 snaps, finishing with two catches for 25 yards (12.5 avg.)...**At Dallas (Sept. 28):** Started and appeared on 75 of 83 snaps, posting a career-high three TD catches as he became the first Packer to register three TD catches in a game since WR Christian Watson (vs. Dallas on Nov. 13, 2022). Joined Watson and WR Sterling Sharpe (four on Nov. 24, 1994) as the only Packers to record three-plus TD receptions in a game against the Cowboys. Scored on TD receptions of 1, 2 and 15 yards, with the 15-yard grab coming with 1:45 left in the fourth quarter to give Green Bay a 34-30 lead. Finished with a team-high six catches for 58 yards (9.7 avg.) and added the first punt return of his career, a 5-yard return in the third quarter.

ROMEO DOUBS' NFL REGULAR-SEASON RUSHING/RECEIVING STATISTICS

DATE	TEAM	GP	GS	RECEIVING						RUSHING				
				NO.	YDS.	AVG.	LG	TD		NO.	YDS.	AVG.	LG	TD
2022	Packers	13	7	42	425	10.1	26	3	1	11	11.0	11	0	0
2023	Packers	17	16	59	674	11.4	36	8	0	0	0.0	0	0	0
2024	Packers	13	12	46	601	13.1	39	4	0	0	0.0	0	0	0
2025	Packers	4	4	13	179	13.8	48	4	0	0	0.0	0	0	0
NFL TOTALS		47	39	160	1,879	11.7	48	19	1	11	11.0	11	0	0

ROMEO DOUBS' NFL POSTSEASON RUSHING/RECEIVING STATISTICS

DATE	TEAM	GP	GS	RECEIVING						RUSHING				
				NO.	YDS.	AVG.	LG	TD		NO.	YDS.	AVG.	LG	TD
2023	Packers	2	2	10	234	23.4	46	1	0	0	0.0	0	0	0
2024	Packers	1	1	2	13	6.5	7	0	0	0	0.0	0	0	0
NFL TOTALS		3	3	12	247	20.6	46	1	0	0	0.0	0	0	0

SINGLE-GAME HIGHS: RUSHING/RECEIVING

Receptions	9 vs. Detroit Lions, Sep 28, 2023	Longest Receptions	48 vs. Detroit Lions, Sep 07, 2025
	8 vs. Houston Texans, Oct 20, 2024		39 vs. Indianapolis Colts, Sep 15, 2024
	...1 more at 8.		3 at Dallas Cowboys, Sep 28, 2025
Receiving Yards	95 vs. Detroit Lions, Sep 28, 2023	Receiving TDs	2 at Seattle Seahawks, Dec 15, 2024
	94 vs. Houston Texans, Oct 20, 2024		...2 more at 2.
	24.0 at Jacksonville Jaguars, Oct 27, 2024	Longest Punt Return	5 at Dallas Cowboys, Sep 28, 2025
Receiving Average	20.7 vs. Indianapolis Colts, Sep 15, 2024		

2025 GXG REGULAR SEASON (PACKERS)

DATE	OPPONENT	P/S	RECEIVING						RUSHING				
			NO.	YDS.	AVG.	LG	TD		NO.	YDS.	AVG.	LG	TD
09/07	Lions	S	2	68	34.0	48	0	0	0	0.0	0	0	0
09/11	Commanders	S	3	28	9.3	17	1	0	0	0.0	0	0	0
09/21	at Browns	S	2	25	12.5	16	0	0	0	0.0	0	0	0
09/28	at Cowboys	S	6	58	9.7	18	3	0	0	0.0	0	0	0
2025 TOTALS			4-4	13	179	13.8	48	4	0	0	0.0	0	0

# KINGSLEY ENAGBARE

## 55

DEFENSIVE LINEMAN  
SOUTH CAROLINA

Fourth NFL Season | Fourth Packers Season



Ht: 6-4 | Wt: 258 | Born: January 18, 2000 | NFL Games Played/Started: 55/18 | Acquired: D5-22

### AT A GLANCE

- » Last name is pronounced ee-NAG-bar-ee.
- » Was one of four Packers to play in all 51 regular-season games over the last three seasons.
- » Has registered 30-plus tackles, five-plus tackles for a loss, six-plus QB hits and multiple sacks in each of his first three seasons, one of only two players on the team to do so from 2022-24 (DL Rashan Gary).
- » Tied a career high with seven starts in 2024 and recorded career bests in tackles (38), sacks (4½) and forced fumbles (two).
- » Ranked No. 3 on the team in sacks and was tied for No. 7 in tackles for a loss (six) in 2024.
- » Earned first-team All-Southeastern Conference honors and third-team All-America recognition from Pro Football Focus as a senior in 2021 after leading the Gamecocks in tackles for a loss (seven), sacks (4½) and QB hurries (11).
- » Finished his junior season (2020) with a career-high six sacks on his way to earning first-team All-SEC honors from the coaches and second-team recognition from The Associated Press.

**2025 SEASON:** Has played in all four games, recording five tackles (two solo) and a quarterback hit on defense and a tackle on special teams...**Vs. Detroit (Sept. 7):** Appeared on 21 defensive snaps and 12 snaps on special teams, recording two tackles (assists) on defense and one on special teams...**Vs. Washington (Sept. 11):** Appeared on 20 defensive snaps and recorded two solo tackles. Also saw action on 13 special teams snaps...**At Cleveland (Sept. 21):** Played 15 snaps on defense and registered a QB hit. Also appeared on 14 special teams snaps...**At Dallas (Sept. 28):** Played 13 defensive snaps and recorded an assisted tackle. Also saw action on 11 special teams snaps.

### KINGSLEY ENAGBARE'S NFL REGULAR-SEASON DEFENSIVE STATISTICS

YEAR	TEAM	GP	GS	TACKLES								INTERCEPTIONS								ST				MISC			
				TK	S	A	TFL	YDS	SK	YDS	QBH	NO	YDS	LG	TD	PD	FF	FR	TD	YDS	TK	S	A	FF	FR	S	A
2022	Packers	17	7	31	18	13	5	17	3.0	8.0	8	0	0	0	0	3	0	0	0	0	0	0	0	0	0	0	0
2023	Packers	17	4	35	25	10	8	15	2.0	9.0	6	0	0	0	0	1	1	1	0	0	2	2	0	0	0	0	0
2024	Packers	17	7	38	17	21	6	44	4.5	36.5	8	0	0	0	0	2	0	0	0	0	1	1	0	0	0	0	0
2025	Packers	4	0	5	2	3	0	0	0.0	0.0	1	0	0	0	0	0	0	0	0	0	1	0	1	0	0	0	0
NFL TOTALS		55	18	109	62	47	19	76	9.5	53.5	23	0	0	0	0	4	3	1	0	0	4	3	1	0	0	0	0

### KINGSLEY ENAGBARE'S NFL POSTSEASON DEFENSIVE STATISTICS

YEAR	TEAM	GP	GS	TACKLES								INTERCEPTIONS								ST				MISC			
				TK	S	A	TFL	YDS	SK	YDS	QBH	NO	YDS	LG	TD	PD	FF	FR	TD	YDS	TK	S	A	FF	FR	S	A
2023	Packers	1	0	1	1	0	0	0	0.0	0.0	2	0	0	0	0	0	0	0	0	0	0	0	0	0	0	0	0
2024	Packers	1	1	4	2	2	0	0	0.0	0.0	0	0	0	0	0	0	0	0	0	0	0	0	0	0	0	0	0
NFL TOTALS		2	1	5	3	2	0	0	0.0	0.0	2	0	0	0	0	0	0	0	0	0	0	0	0	0	0	0	0

### SINGLE-GAME HIGHS: DEFENSIVE

**Total Tackles** 7 at Philadelphia Eagles, Nov 27, 2022  
5 at Seattle Seahawks, Dec 15, 2024  
...3 more at 5.

**Solo Tackles** 5 at Seattle Seahawks, Dec 15, 2024  
4 vs. Miami Dolphins, Nov 28, 2024  
...1 more at 4.

**Sacks** 2.0 at Seattle Seahawks, Dec 15, 2024  
1.5 at Tennessee Titans, Sep 22, 2024  
1.0 vs. Miami Dolphins, Nov 28, 2024  
...5 more at 1.0.

**Passes Defensed** 1 at Chicago Bears, Sep 10, 2023  
1 at Miami Dolphins, Dec 25, 2022  
...2 more at 1.

**Forced Fumbles** 1 at Los Angeles Rams, Oct 06, 2024  
1 at Tennessee Titans, Sep 22, 2024  
...1 more at 1.

**Fumble Recoveries** 1 vs. Tampa Bay Buccaneers, Dec 17, 2023

**Tackles For Loss** 3 at Seattle Seahawks, Dec 15, 2024  
2 vs. Chicago Bears, Jan 07, 2024  
...2 more at 2.

**Special Teams Tackles** 1 vs. Detroit Lions, Sep 07, 2025  
1 at Minnesota Vikings, Dec 29, 2024  
...2 more at 1.

### 2025 GXG REGULAR SEASON (PACKERS)

DATE	OPPONENT	P/S	TK	S	A	SK	YDS	INT	PD	FF	FR
09/07	Lions	P	2	0	2	0.0	0.0	0	0	0	0
09/11	Commanders	P	2	2	0	0.0	0.0	0	0	0	0
09/21	at Browns	P	0	0	0	0.0	0.0	0	0	0	0
09/28	at Cowboys	P	1	0	1	0.0	0.0	0	0	0	0
2025 TOTALS		4-0	5	2	3	0.0	0.0	0	0	0	0



# JOHN FITZPATRICK

## 86

TIGHT END  
GEORGIA

Fourth NFL Season | Second Packers Season



Ht: 6-7 | Wt: 262 | Born: March 9, 2000 | NFL Games Played/Started: 22/0 | Acquired: FA-24 (PS-Att.)

### AT A GLANCE

- » Selected by the Atlanta Falcons in the sixth round of the 2022 NFL Draft (No. 213 overall).
- » Has appeared in 19 regular-season games and one postseason contest in his career.
- » Played in 38 games with 13 starts in four seasons at Georgia (2018-21), recording 17 receptions for 200 yards (11.8 avg.) and a TD.

**2025 SEASON:** Has appeared in all four games and has posted three catches for 14 yards (4.7 avg.) and a TD...**Vs. Detroit (Sept. 7):** Appeared on 15 plays on offense and three on special teams, posting a 2-yard reception...**Vs. Washington (Sept. 11):** Played 21 snaps on offense and nine on special teams...**At Cleveland (Sept. 21):** Appeared on 15 plays on offense and five on special teams, finishing with two catches for 12 yards (6.0 avg.), including his first NFL touchdown when he hauled in a 3-yard pass in the end zone from QB Jordan Love late in the third quarter...**At Dallas (Sept. 28):** Played 10 snaps on offense and two on special teams.

### JOHN FITZPATRICK'S NFL REGULAR-SEASON RECEIVING STATISTICS

DATE	TEAM	GP	GS	RECEIVING				
				NO.	YDS.	AVG.	LG	TD
2023	Falcons	9	0	1	12	12.0	12	0
2024	Packers	9	0	1	2	2.0	2	0
2025	Packers	4	0	3	14	4.7	9	1
NFL TOTALS		22	0	5	28	5.6	12	1

### JOHN FITZPATRICK'S NFL POSTSEASON RECEIVING STATISTICS

DATE	TEAM	GP	GS	RECEIVING				
				NO.	YDS.	AVG.	LG	TD
2024	Packers	1	0	0	0	0.0	0	0
NFL TOTALS		1	0	0	0	0.0	0	0

### 2025 GXG REGULAR SEASON (PACKERS)

DATE	OPPONENT	P/S	RECEIVING				
			NO.	YDS.	AVG.	LG	TD
09/07	Lions	P	1	2	2.0	2	0
09/11	Commanders	P	0	0	0.0	0	0
09/21	at Browns	P	2	12	6.0	9	1
09/28	at Cowboys	P	0	0	0.0	0	0
2025 TOTALS		4-0	3	14	4.7	9	1



# RASHAN GARY 52

DEFENSIVE LINEMAN  
MICHIGAN

Seventh NFL Season | Seventh Packers Season



Ht: 6-5 | Wt: 277 | Born: December 3, 1997 | NFL Games Played/Started: 94/63 | Acquired: D1a-19

## AT A GLANCE

- » Was one of only three players in the NFL (T.J. Watt, Myles Garrett) to post 35-plus sacks (37), 85-plus QB hits (88), five-plus forced fumbles (six) and five-plus fumble recoveries (six) from 2020-24.
- » Is the only player in the league to post six-plus sacks, a forced fumble and a fumble recovery in each of the last four seasons (2021-24) and is the only Packer to hit those marks in four consecutive seasons dating back to 2000.
- » Ranks No. 7 in franchise history (since 1982) with 43.5 career sacks. LB Preston Smith is No. 6 with 44.0 sacks.
- » Started all 17 games and led the team in sacks (7½), QB hits (15) and QB pressures (52) on the way to earning his first career Pro Bowl selection in 2024.
- » In 2023, was one of only four NFL players with nine-plus sacks (nine), multiple forced fumbles (two) and multiple fumble recoveries (two) during the regular season.
- » Earned first-team All-Big Ten recognition from the league's coaches as a sophomore and as a junior at the University of Michigan, also earning second-team honors from The Associated Press in both of those seasons.

**2025 SEASON:** Has started all four games, posting 17 tackles (10 solo), a team-best 4.5 sacks (tied for No. 7 in the NFL), four tackles for a loss, seven QB hits (No. 2 on the team) and 12 Next Gen Stat QB pressures (No. 2 on the team)...**vs. Detroit (Sept. 7):** Played on 47 defensive snaps, recording seven tackles (three solo), 1.5 sacks, a tackle for a loss, three QB hits and five NGS QB pressures. Teamed with DL Lukas Van Ness in the third quarter to bring QB Jared Goff down for a loss of 6 yards on third-and-6, forcing a punt. On first-and-10 on the first play of the fourth quarter, took Goff down for a loss of 7 yards at the Detroit 1 on a drive that resulted in a three-and-out...**vs. Washington (Sept. 11):** Saw action on 43 defensive snaps, recording three tackles (two solo), a tackle for a loss, a QB hit, three NGS QB pressures, and late in the third quarter, he beat a chip by the tight end and rushed by the outside shoulder of the tackle to sack QB Jayden Daniels for a loss of 8 yards...**At Cleveland (Sept. 21):** Played 44 defensive snaps, recording three tackles (all solo), two sacks, two tackles for a loss, three QB hits and four NGS QB pressures. It marked his sixth career game with multiple sacks, with both sacks coming on third down. Has streak of four straight games with a sack dating back to last season matches his career high (Weeks 1-4 in 2022) and is tied for the third-longest streak in team history (since 1982) behind only five-game streaks from LB Tim Harris (1989) and DE Kaber Gbaja-Biamila (2000-01)...**At Dallas (Sept. 28):** Saw action on 43 defensive snaps and posted four tackles (two solo). All four stops came on run plays, including tackles for a gain of a yard and 2 yards.

## REGULAR-SEASON COMPARISON: DEFENSIVE - CINCINNATI BENGALS

DATE	OPP	TACKLES					SACK	YDS	INT	TFL	PD	QBH	MISC		
		W/L	GP/GS	TOT	SOLO	ASST							TD	FF	FR
10/10/21	GB @ CIN	W	5	5	1	4	0.0	0.0	0	0	0	1	0	0	0
TOTALS		1/0	1/1	5	1	4	0.0	0.0	0	0	0	1	0	0	0

## RASHAN GARY'S NFL REGULAR-SEASON DEFENSIVE STATISTICS

		TACKLES										INTERCEPTIONS										ST				MISC	
YEAR	TEAM	GP	GS	TK	S	A	TFL	YDS	SK	YDS	QBH	NO	YDS	LG	TD	PD	FF	FR	TD	YDS	TK	S	A	FF	FR	S	A
2019	Packers	16	0	30	14	16	3	16	2.0	13.0	7	0	0	0	0	0	0	1	0	0	0	0	0	0	0	0	0
2020	Packers	15	4	35	19	16	5	27	5.0	31.0	11	0	0	0	0	1	0	1	0	1	0	0	0	0	0	0	0
2021	Packers	16	16	47	27	20	8	52	9.5	71.0	28	0	0	0	0	2	1	0	0	0	0	0	0	0	0	0	0
2022	Packers	9	9	32	21	11	7	41	6.0	45.0	12	0	0	0	0	1	1	1	0	0	0	0	0	0	0	0	0
2023	Packers	17	13	44	23	21	7	46	9.0	47.5	22	0	0	0	0	2	2	2	0	0	0	0	0	0	0	0	0
2024	Packers	17	17	47	26	21	9	41	7.5	42.0	15	0	0	0	0	1	1	1	0	0	0	0	0	0	0	0	0
2025	Packers	4	4	17	10	7	4	32	4.5	35.0	7	0	0	0	0	0	0	0	0	0	0	0	0	0	0	0	0
NFL TOTALS		94	63	252	140	112	43	255	43.5	284.5	102	0	0	0	0	5	6	7	0	1	0	0	0	0	0	0	0

## RASHAN GARY'S NFL POSTSEASON DEFENSIVE STATISTICS

		TACKLES									INTERCEPTIONS										ST				MISC		
YEAR	TEAM	GP	GS	TK	S	A	TFL	YDS	SK	YDS	QBH	NO	YDS	LG	TD	PD	FF	FR	TD	YDS	TK	S	A	FF	FR	S	A
2019	Packers	2	0	2	0	2	0	0	0.0	0.0	3	0	0	0	0	0	0	0	0	0	0	0	0	0	0	0	0
2020	Packers	2	0	5	3	2	1	4	1.5	8.5	3	0	0	0	0	0	0	0	0	0	0	0	0	0	0	0	0
2021	Packers	1	1	4	4	0	3	10	2.0	10.0	3	0	0	0	0	0	0	0	0	0	0	0	0	0	0	0	0
2023	Packers	2	2	5	1	4	0	0	0.0	0.0	2	0	0	0	0	0	0	0	0	0	0	0	0	0	0	0	0
2024	Packers	1	1	3	1	2	1	7	1.0	7.0	1	0	0	0	0	0	0	0	0	0	0	0	0	0	0	0	0
NFL TOTALS		8	4	19	9	10	5	21	4.5	25.5	9	0	0	0	0	0	0	0	0	0	0	0	0	0	0	0	0

SINGLE-GAME HIGHS: DEFENSIVE

Total Tackles	7 vs. Detroit Lions, Sep 07, 2025
	7 at Detroit Lions, Nov 23, 2023
	...3 more at 7.
Solo Tackles	5 at Detroit Lions, Nov 23, 2023
	4 vs. Minnesota Vikings, Sep 29, 2024
	...3 more at 4.
Sacks	3.0 at Detroit Lions, Nov 23, 2023
	3.0 vs. New Orleans Saints, Sep 24, 2023
Passes Defensed	1 at Philadelphia Eagles, Sep 06, 2024
	1 vs. Chicago Bears, Jan 07, 2024
	...3 more at 1.

Forced Fumbles	2 at Detroit Lions, Nov 23, 2023
	1 vs. New England Patriots, Oct 02, 2022
	...2 more at 1.
Fumble Recoveries	1 vs. New Orleans Saints, Dec 23, 2024
	1 at Detroit Lions, Nov 23, 2023
	...5 more at 1.
Tackles For Loss	3 vs. New Orleans Saints, Sep 24, 2023
	2 at Cleveland Browns, Sep 21, 2025
	...5 more at 2.
Longest Opp Fumble Return	1 at Chicago Bears, Jan 03, 2021

2025 GXG REGULAR SEASON (PACKERS)

DATE OPPONENT	P/S	TK	S	A	SK	YDS	INT	PD	FF	FR
09/07 Lions	S	7	3	4	1.5	10.0	0	0	0	0
09/11 Commanders	S	3	2	1	1.0	8.0	0	0	0	0
09/21 at Browns	S	3	3	0	2.0	17.0	0	0	0	0
09/28 at Cowboys	S	4	2	2	0.0	0.0	0	0	0	0
2025 TOTALS	4-4	17	10	7	4.5	35.0	0	0	0	0

TRAVIS  
GLOVER  
79

TACKLE  
GEORGIA STATE

Second NFL Season | Second Packers Season



Ht: 6-6 | Wt: 317 | Born: August 17, 2000 | NFL Games Played/Started: 7/0 | Acquired: D6-24

AT A GLANCE

- » Played in the final seven regular-season games for the Packers in 2024.
- » Was selected by the Packers in the sixth round (No. 202 overall) of the 2024 NFL Draft, becoming the first Georgia State player ever drafted by Green Bay.
- » Became just the fourth player drafted in school history, joining DL Christo Bilukidi, OL Ulrick John and WR Robert Davis.
- » Played in 59 games with 57 starts (35 at LT, 18 at RT and four at LG) in five seasons at Georgia State (2019-23), helping the Panthers to four bowl games in five seasons.

**2025 SEASON:** Placed on injured reserve on Aug. 6.

2025 GYG REGULAR SEASON (PACKERS)

DATE	OPPONENT	P/S	
09/07	Lions		INJURED RESERVE
09/11	Commanders		INJURED RESERVE
09/21	at Browns		INJURED RESERVE
09/28	at Cowboys		INJURED RESERVE
2025 TOTALS		0-0	

# MATTHEW GOLDEN

0

WIDE RECEIVER  
TEXAS

Rookie



Ht: 5-11 | Wt: 191 | Born: August 1, 2003 | NFL Games Played/Started: 4/2 | Acquired: D1-25

## AT A GLANCE

- » Appeared in 36 games with 33 starts in his three collegiate seasons (Houston, 2022-23; Texas, 2024), finishing his career with 134 receptions for 1,975 yards (14.7 avg.) and 22 TDs.
- » Was one of only six FBS players to post 35-plus receptions, 400-plus receiving yards and six-plus TD catches each season from 2022-24.
- » Among players with 50-plus catches in 2024, ranked No. 12 in the nation in yards per catch (17.0 avg.), the top mark by a University of Texas player (min. 50 rec.) since WR Roy Williams (17.8 avg.) in 2002.
- » Started all 16 games for the Longhorns in 2024, leading the team with a career-high 58 catches for a career-best 987 yards (17.0 avg.) and a career-high nine TDs.
- » Played in 20 games with 17 starts in two seasons at Houston (2022-23), posting 76 receptions for 988 yards (13.0 avg.) and 13 TDs along with 14 kickoff returns for 437 yards (31.2 avg.) and two TDs.
- » Was tied for No. 2 in the nation with two kickoff return TDs in 2023 and took home second-team All-Big 12 honors at kick returner/punt returner.
- » Ranked No. 7 among FBS true freshmen in 2022 with 584 receiving yards and set a school record for the most receiving TDs by a true freshman with seven.

**2025 SEASON:** Has played in all four games with two starts and has posted 11 receptions for 126 yards (11.5 avg.) and six punt returns for 28 yards (4.7 avg.)...**Vs. Detroit (Sept. 7):** Started in his NFL debut and played 23 snaps, posting two receptions for 16 yards (8.0 avg.). Made his first career catch on Green Bay's opening drive, hauling in an 11-yard grab at the Detroit 31 on third-and-6. Also had an 11-yard punt return...**Vs. Washington (Sept. 11):** Appeared on 40 snaps on offense and three on special teams, posting one punt return for a loss of 2 yards...**At Cleveland (Sept. 21):** Started and played 46 of 65 snaps, leading the team with a career-high 52 receiving yards on four catches (13.0 avg.), including a career-long 34-yard grab down the right sideline on third down to the Green Bay 38. Added two punt returns for 8 yards (4.0 avg.)...**At Dallas (Sept. 28):** Appeared on 49 of 83 snaps, finishing with a career-high five catches for a career-best 58 yards (11.6 avg.). On the Packers' game-tying drive in overtime, made a 14-yard grab over the middle on fourth-and-6 to keep the drive alive. Also had two punt returns for 11 yards (5.5 avg.).

## MATTHEW GOLDEN'S NFL REGULAR-SEASON RUSHING/RECEIVING STATISTICS

DATE	TEAM	GP	GS	RECEIVING				RUSHING			
				NO.	YDS.	AVG.	LG	TD	NO.	YDS.	AVG.
2025	Packers	4	2	11	126	11.5	46	0	6	29	4.8
NFL TOTALS		4	2	11	126	11.5	46	0	6	29	4.8

## MATTHEW GOLDEN'S NFL REGULAR-SEASON RETURN STATISTICS

DATE	TEAM	KICKOFF RETURNS				PUNT RETURNS			
		RET.	YDS.	AVG.	LG	NO.	FC	YDS.	AVG.
2025	Packers	0	0	0.0	0	6	1	28	4.7
NFL TOTALS		0	0	0.0	0	6	1	28	4.7

## SINGLE-GAME HIGHS: RUSHING/RECEIVING

**Rush Attempts** 3 at Cleveland Browns, Sep 21, 2025  
2 vs. Washington Commanders, Sep 11, 2025  
15 vs. Washington Commanders, Sep 11, 2025

**Rushing Yards** 9 at Cleveland Browns, Sep 21, 2025  
9 vs. Washington Commanders, Sep 11, 2025  
6 vs. Washington Commanders, Sep 11, 2025

**Longest Runs** 5 at Dallas Cowboys, Sep 28, 2025  
4 at Cleveland Browns, Sep 21, 2025  
58 at Dallas Cowboys, Sep 28, 2025

**Receptions** 52 at Cleveland Browns, Sep 21, 2025  
13.0 at Cleveland Browns, Sep 21, 2025  
11.6 at Dallas Cowboys, Sep 28, 2025

**Receiving Yards** 52 at Cleveland Browns, Sep 21, 2025  
13.0 at Cleveland Browns, Sep 21, 2025  
11.6 at Dallas Cowboys, Sep 28, 2025

**Receiving Average** 13.0 at Cleveland Browns, Sep 21, 2025  
11.6 at Dallas Cowboys, Sep 28, 2025

**Longest Receptions** 46 at Dallas Cowboys, Sep 28, 2025  
34 at Cleveland Browns, Sep 21, 2025  
74 at Dallas Cowboys, Sep 28, 2025

**All-Purpose Yards** 69 at Cleveland Browns, Sep 21, 2025  
11 at Dallas Cowboys, Sep 28, 2025  
11 vs. Detroit Lions, Sep 07, 2025

**Punt Return Yards** 11 vs. Detroit Lions, Sep 07, 2025  
11 vs. Detroit Lions, Sep 07, 2025  
9 at Dallas Cowboys, Sep 28, 2025

**Longest Punt Return** 2 at Dallas Cowboys, Sep 28, 2025  
2 at Cleveland Browns, Sep 21, 2025  
63 at Dallas Cowboys, Sep 28, 2025

**Punt Returns** 61 at Cleveland Browns, Sep 21, 2025  
61 at Cleveland Browns, Sep 21, 2025

**Scrimmage Yards** 61 at Cleveland Browns, Sep 21, 2025  
61 at Cleveland Browns, Sep 21, 2025


## 2025 GXG REGULAR SEASON (PACKERS)


DATE	OPPONENT	P/S	RECEIVING				RUSHING			
			NO.	YDS.	AVG.	LG	TD	NO.	YDS.	AVG.
09/07	Lions	S	2	16	8.0	11	0	0	0	0.0
09/11	Commanders	P	0	0	0.0	0	0	2	15	7.5
09/21	at Browns	S	4	52	13.0	34	0	3	9	3.0
09/28	at Cowboys	P	5	58	11.6	46	0	1	5	5.0
2025 TOTALS		4-2	11	126	11.5	46	0	6	29	4.8

KAMAL  
HADDEN  
36

CORNERBACK  
TENNESSEE

First NFL Season | First Packers Season



Ht: 6-1 | Wt: 192 | Born: January 17, 2001 | NFL Games Played/Started: 4/0 | Acquired: FA-24

AT A GLANCE

- » Selected by the Kansas City Chiefs in the sixth round (No. 211 overall) of the 2024 NFL Draft.
- » Spent the 2024 season on Green Bay's practice squad and was elevated to the active roster for two games.
- » In his three seasons at Tennessee, played in 23 games with 15 starts and recorded 87 tackles (56 solo), 5½ tackles for a loss, six interceptions, 18 passes defended and two forced fumbles.

**2025 SEASON:** Has played in two games on special teams...Was inactive for two games (healthy scratch)...**Vs. Detroit (Sept. 7):** Appeared on two special teams snaps...**Vs. Washington (Sept. 11):** Appeared on three special teams snaps...**At Cleveland (Sept. 21):** Inactive (healthy scratch)...**At Dallas (Sept. 28):** Inactive (healthy scratch).

KAMAL HADDEN'S NFL REGULAR-SEASON DEFENSIVE STATISTICS

		TACKLES								INTERCEPTIONS								ST				MISC					
YEAR	TEAM	GP	GS	TK	S	A	TFL	YDS	SK	YDS	QBH	NO	YDS	LG	TD	PD	FF	FR	TD	YDS	TK	S	A	FF	FR	S	A
2024	Packers	2	0	0	0	0	0	0	0.0	0.0	0	0	0	0	0	0	0	0	0	0	0	0	0	0	0	0	0
2025	Packers	2	0	0	0	0	0	0	0.0	0.0	0	0	0	0	0	0	0	0	0	0	0	0	0	0	0	0	0
NFL TOTALS		4	0	0	0	0	0	0	0.0	0.0	0	0	0	0	0	0	0	0	0	0	0	0	0	0	0	0	0

2025 GXG REGULAR SEASON (PACKERS)

DATE	OPPONENT	P/S	TK	S	A	SK	YDS	INT	PD	FF	FR
09/07	Lions	P	0	0	0	0.0	0.0	0	0	0	0
09/11	Commanders	P	0	0	0	0.0	0.0	0	0	0	0
09/21	at Browns		INACTIVE								
09/28	at Cowboys		INACTIVE								
2025 TOTALS		2-0	0	0	0	0.0	0.0	0	0	0	0

# MALIK HEATH 18

WIDE RECEIVER  
MISSISSIPPI

Third NFL Season | Third Packers Season



Ht: 6-2 | Wt: 213 | Born: March 31, 2000 | NFL Games Played/Started: 30/2 | Acquired: FA-23

## AT A GLANCE

- » Appeared in 26 games with two starts in his first two seasons, posting 25 catches for 222 yards (8.9 avg.) and three TDs.
- » Started the 2023 season opener at Chicago, becoming the first undrafted rookie to start at WR for the Packers in Week 1 since the 1970 AFL-NFL merger.
- » Appeared in 13 games as a rookie in 2023, posting 15 catches for 125 yards (8.3 avg.) and a TD along with two tackles on special teams.
- » Earned third-team All-SEC honors from Pro Football Focus in 2022 after leading Ole Miss with 60 receptions for a team-high 971 yards (16.2 avg.) and five TDs.
- » Played two seasons at Mississippi State (2020-21), appearing in 34 games with 21 starts during his three seasons in the SEC and posting 131 receptions for 1,720 yards (13.1 avg.) and 13 TDs.

**2025 SEASON:** Has appeared in all four games and has posted two catches for 46 yards (23.0 avg.)...Has recorded one tackle on special teams...**Vs. Detroit (Sept. 7):** Played 11 snaps on offense and three on special teams...**Vs. Washington (Sept. 11):** Played 22 snaps on offense and nine on special teams, hauling in a 37-yard pass along the sideline in the second quarter to the Washington 43. Added a tackle on special teams...**At Cleveland (Sept. 21):** Appeared on 17 plays on offense...**At Dallas (Sept. 28):** Played 19 snaps on offense and made a 9-yard catch.

## MALIK HEATH'S NFL REGULAR-SEASON RECEIVING STATISTICS

RECEIVING									
DATE	TEAM	GP	GS	NO.	YDS.	AVG.	LG	TD	
2023	Packers	13	1	15	125	8.3	16	1	
2024	Packers	13	1	10	97	9.7	41	2	
2025	Packers	4	0	2	46	23.0	37	0	
NFL TOTALS		30	2	27	268	9.9	41	3	

## MALIK HEATH'S NFL POSTSEASON RECEIVING STATISTICS

RECEIVING								
DATE	TEAM	GP	GS	NO.	YDS.	AVG.	LG	TD
2024	Packers	1	0	0	0	0.0	0	0
NFL TOTALS		1	0	0	0	0.0	0	0

## SINGLE-GAME HIGHS: RUSHING/RECEIVING

**Receptions** 4 at Detroit Lions, Nov 23, 2023  
3 vs. Chicago Bears, Jan 05, 2025  
...2 more at 3.

**Receiving Yards** 53 vs. Chicago Bears, Jan 05, 2025  
46 at Detroit Lions, Nov 23, 2023  
17.7 vs. Chicago Bears, Jan 05, 2025

**Receiving Average** 11.5 at Detroit Lions, Nov 23, 2023  
41 vs. Chicago Bears, Jan 05, 2025  
37 vs. Washington Commanders, Sep 11, 2025

**Receiving TDs** 1 at Minnesota Vikings, Dec 29, 2024  
1 vs. San Francisco 49ers, Nov 24, 2024  
...1 more at 1.

**Longest Kickoff Return** 1 vs. Los Angeles Chargers, Nov 19, 2023

**Special Teams Tackles** 2 vs. Los Angeles Chargers, Nov 19, 2023  
1 vs. Minnesota Vikings, Sep 29, 2024

## 2025 GXG REGULAR SEASON (PACKERS)

			RECEIVING				
DATE	OPPONENT	P/S	NO.	YDS.	AVG.	LG	TD
09/07	Lions	P	0	0	0.0	0	0
09/11	Commanders	P	1	37	37.0	37	0
09/21	at Browns	P	0	0	0.0	0	0
09/28	at Cowboys	P	1	9	9.0	9	0
2025 TOTALS		4-0	2	46	23.0	37	0

# NATE HOBBS

## 21

CORNERBACK  
ILLINOIS

Fifth NFL Season | First Packers Season



Ht: 6-0 | Wt: 195 | Born: June 24, 1999 | NFL Games Played/Started: 54/41 | Acquired: UFA (LV)-25

### AT A GLANCE

- » Played in 51 games with 38 starts in his four seasons with the Las Vegas Raiders, recording 278 tackles (199 solo), three sacks, 14 tackles for a loss, three interceptions, 19 passes defended, three forced fumbles and a fumble recovery.
- » Ranked No. 2 on the Raiders with an average of 5.45 tackles per game from 2021-24 (min. 30 games played) and his 14 tackles for a loss led the team's secondary over that span.
- » Posted career highs for tackles (86), solo tackles (59), passes defended (seven) and tackles for a loss (six) in 2023, ranking No. 1 in the NFL among cornerbacks with an average of 6.62 tackles per game.
- » Earned All-Rookie honors from Pro Football Focus in 2021 after appearing in all 16 games with 11 starts and recording 71 tackles (50 solo), a sack, an INT, three passes defended and a forced fumble.
- » Appeared in 39 games with 35 starts at Illinois (2017-20) and earned All-Big Ten honorable mention from the media in 2019.

**2025 SEASON:** Has started all three games he has played in and has registered 10 tackles (five solo), a tackle for a loss and a pass defended...**Vs. Detroit (Sept. 7):** Inactive (knee)...**Vs. Washington (Sept. 11):** Played 32 defensive snaps in his Packers debut, recording a tackle (solo)...**At Cleveland (Sept. 21):** Saw action on 48 defensive snaps, posting two tackles (both solo) and a tackle for a loss when he came up to stop WR Isaiah Bond for a loss of a yard on a screen play in the first quarter...**At Dallas (Sept. 28):** Played on 46 defensive snaps, recording seven tackles (two solo) and a pass defended before leaving the game with just under 10 minutes to play in the fourth quarter with a concussion. Five his seven stops were within 4 yards of the line of scrimmage and four of the seven came on run plays.

### REGULAR-SEASON COMPARISON: DEFENSIVE - CINCINNATI BENGALS

DATE	OPP	W/L	GP/GS	TOT	TACKLES		ASST	SACK	YDS.	INT	TFL	PD	QBH	MISC		
					SOLO	SK								TD	FF	FR
11/21/21	LV vs. CIN	L	P	4	3		1	0.0	0.0	0	0	0	0	0	0	0
11/3/24	LV @ CIN	L	S	5	3		2	0.0	0.0	0	0	0	0	0	0	0
TOTALS		0/2	2/1	9	6		3	0.0	0.0	0	0	0	0	0	0	0

### POSTSEASON COMPARISON: DEFENSIVE - CINCINNATI BENGALS

DATE	OPP	W/L	GP/GS	TOT	TACKLES		ASST	SACK	YDS.	INT	TFL	PD	QBH	MISC		
					SOLO	SK								TD	FF	FR
1/15/22	LV @ CIN	L	P	5	2		3	0.0	0.0	0	0	1	0	0	0	0
TOTALS		0/1	1/0	5	2		3	0.0	0.0	0	0	1	0	0	0	0

### NATE HOBBS' NFL REGULAR-SEASON DEFENSIVE STATISTICS

		TACKLES										INTERCEPTIONS										ST				MISC		
YEAR	TEAM	GP	GS	TK	S	A	TFL	YDS	SK	YDS	QBH	NO	YDS	LG	TD	PD	FF	FR	TD	YDS	TK	S	A	FF	FR	S	A	
2021	Raiders	16	9	71	50	21	3	10	1.0	6.0	4	1	9	9	0	3	1	0	0	0	3	1	2	0	0	0	0	0
2022	Raiders	11	11	72	57	15	3	14	1.0	7.0	1	0	0	0	0	4	1	1	0	7	0	0	0	0	0	0	0	
2023	Raiders	13	11	86	59	27	6	17	1.0	8.0	2	1	10	10	0	7	1	0	0	0	0	0	0	0	0	0	0	
2024	Raiders	11	7	49	33	16	2	4	0.0	0.0	1	1	35	35	0	5	0	0	0	0	0	0	0	0	0	0	0	
2025	Packers	3	3	10	5	5	1	1	0.0	0.0	0	0	0	0	0	1	0	0	0	0	0	0	0	0	0	0	0	
NFL TOTALS		54	41	288	204	84	15	46	3.0	21.0	8	3	54	35	0	20	3	1	0	7	3	1	2	0	0	0	0	

### NATE HOBBS' NFL POSTSEASON DEFENSIVE STATISTICS

		TACKLES									INTERCEPTIONS									ST				MISC			
YEAR	TEAM	GP	GS	TK	S	A	TFL	YDS	SK	YDS	QBH	NO	YDS	LG	TD	PD	FF	FR	TD	YDS	TK	S	A	FF	FR	S	A
2021	Raiders	1	0	5	2	3	0	0	0.0	0.0	0	0	0	0	0	1	0	0	0	0	3	1	2	0	0	0	0
NFL TOTALS		1	0	5	2	3	0	0	0.0	0.0	0	0	0	0	0	1	0	0	0	0	3	1	2	0	0	0	0

### SINGLE-GAME HIGHS: DEFENSIVE

Total Tackles	12 at Denver Broncos, Sep 10, 2023 11 at Kansas City Chiefs, Dec 25, 2023 ...1 more at 11.
Solo Tackles	9 at Kansas City Chiefs, Dec 25, 2023 9 vs. Arizona Cardinals, Sep 18, 2022
Sacks	1.0 at Detroit Lions, Oct 30, 2023 1.0 vs. Denver Broncos, Oct 02, 2022 ...1 more at 1.0.
Passes Defended	2 vs. Pittsburgh Steelers, Sep 24, 2023 1 at Dallas Cowboys, Sep 28, 2025 ...17 more at 1.
Forced Fumbles	1 at Miami Dolphins, Nov 19, 2023 1 at Los Angeles Chargers, Sep 11, 2022 ...1 more at 1.
Fumble Recoveries	1 vs. Los Angeles Chargers, Dec 04, 2022

Tackles For Loss	2 at Denver Broncos, Sep 10, 2023 2 at Los Angeles Chargers, Sep 11, 2022 1 at Los Angeles Rams, Oct 20, 2024
Interceptions	1 vs. New York Giants, Nov 05, 2023 ...1 more at 1.
Interception Return Yards	9 vs. Washington Football Team, Dec 05, 2021
Special Teams Tackles	1 at Dallas Cowboys, Nov 25, 2021 1 at New York Giants, Nov 07, 2021 ...1 more at 1.
Longest Opp Fumble Return	7 vs. Los Angeles Chargers, Dec 04, 2022





2025 GXG REGULAR SEASON (PACKERS)

DATE OPPONENT	P/S	TK	S	A	SK	YDS	INT	PD	FF	FR
09/07 Lions		INACTIVE/INJURY								
09/11 Commanders	S	1	1	0	0.0	0.0	0	0	0	0
09/21 at Browns	S	2	2	0	0.0	0.0	0	0	0	0
09/28 at Cowboys	S	7	2	5	0.0	0.0	0	1	0	0
2025 TOTALS	3-3	10	5	5	0.0	0.0	0	1	0	0

TY'RON  
HOPPER  
59

LINEBACKER  
MISSOURI

Second NFL Season | Second Packers Season

G

Ht: 6-2 | Wt: 228 | Born: April 26, 2001 | NFL Games Played/Started: 21/0 | Acquired: D3b-24



- AT A GLANCE
- » Played in all 17 regular-season contests last season, the only Green Bay rookie to appear in every game in 2024, and ranked No. 4 on the team with seven tackles on special teams.

» Led the team with a career-high three special teams tackles on kickoff coverage in Week 6 vs. Arizona, becoming the first Green Bay rookie with three special teams tackles in a game since CB Natrell Jamerson at the N.Y. Jets (Dec. 23, 2018).

» Appeared in 51 games with 26 starts during his five seasons in the Southeastern Conference (Florida, 2019-21; Missouri, 2022-23), posting 214 tackles (135 solo), 31½ tackles for a loss, 9½ sacks, 13 QB hurries, an interception, 10 passes defended and two forced fumbles.

» Earned second-team All-Southeastern Conference honors from the coaches in 2023 after posting a team-high 55 tackles (36 solo), six tackles for a loss and three sacks through 10 games before an injury sidelined him for the final two contests of the regular season.

» Posted 74 tackles, five interceptions, a forced fumble and a fumble recovery as a senior at Roswell (Ga.) High School and was selected to play in the 2019 All-American Bowl.

**2025 SEASON:** Has played in all four games on defense and special teams, recording two tackles on special teams...**Vs. Detroit (Sept. 7):** Appeared on one snap on defense and played 15 snaps on special teams, recording a tackle...**Vs. Washington (Sept. 11):** Appeared on 16 snaps on special teams and registered a tackle...**At Cleveland (Sept. 21):** Played three snaps on defense and also saw action on 16 special teams snaps...**At Dallas (Sept. 28):** Played 20 special teams snaps, tied for No. 2 on the team.

TY'RON HOPPER'S NFL REGULAR-SEASON DEFENSIVE STATISTICS																											
		TACKLES										INTERCEPTIONS								ST				MISC			
YEAR	TEAM	GP	GS	TK	S	A	TFL	YDS	SK	YDS	QBH	NO	YDS	LG	TD	PD	FF	FR	TD	YDS	TK	S	A	FF	FR	S	A
2024	Packers	17	0	2	1	1	0	0	0.0	0.0	0	0	0	0	0	0	0	0	0	0	7	4	3	0	0	0	0
2025	Packers	4	0	0	0	0	0	0	0.0	0.0	0	0	0	0	0	0	0	0	0	0	2	2	0	0	0	0	0
NFL TOTALS		21	0	2	1	1	0	0	0.0	0.0	0	0	0	0	0	0	0	0	0	0	9	6	3	0	0	0	0

TY'RON HOPPER'S NFL POSTSEASON DEFENSIVE STATISTICS																											
		TACKLES										INTERCEPTIONS								ST				MISC			
YEAR	TEAM	GP	GS	TK	S	A	TFL	YDS	SK	YDS	QBH	NO	YDS	LG	TD	PD	FF	FR	TD	YDS	TK	S	A	FF	FR	S	A
2024	Packers	1	0	0	0	0	0	0	0.0	0.0	0	0	0	0	0	0	0	0	0	0	1	0	1	0	0	0	0
NFL TOTALS		1	0	0	0	0	0	0	0.0	0.0	0	0	0	0	0	0	0	0	0	0	1	0	1	0	0	0	0

SINGLE-GAME HIGHS: DEFENSIVE

Total Tackles	1 vs. New Orleans Saints, Dec 23, 2024	Special Teams Tackles	3 vs. Arizona Cardinals, Oct 13, 2024
	1 at Seattle Seahawks, Dec 15, 2024		1 vs. Chicago Bears, Jan 05, 2025
Solo Tackles	1 at Seattle Seahawks, Dec 15, 2024		...3 more at 1.

2025 GXG REGULAR SEASON (PACKERS)

DATE	OPPONENT	P/S	TK	S	A	SK	YDS	INT	PD	FF	FR
09/07	Lions	P	0	0	0	0	0.0	0	0	0	0
09/11	Commanders	P	0	0	0	0	0.0	0	0	0	0
09/21	at Browns	P	0	0	0	0	0.0	0	0	0	0
09/28	at Cowboys	P	0	0	0	0	0.0	0	0	0	0
2025 TOTALS		4-0	0	0	0	0	0.0	0	0	0	0

Ht: 5-10 | Wt: 223 | Born: February 11, 1998 | NFL Games Played/Started: 94/93 | Acquired: UFA (LV)-24

- » Ranks No. 2 in the NFL in rushing yards (7,140), rushing TDs (65), rushing first downs (374) and yards from scrimmage (9,049) since entering the league in 2019
- » Is one of four players in league history to post 6,800-plus rushing yards, 60-plus rushing TDs, 225-plus receptions and 1,750-plus receiving yards in his first six NFL seasons (Emmitt Smith, LaDainian Tomlinson, Maurice Jones-Drew).
- » Was the only player in the league to register 1,100-plus yards from scrimmage and six-plus scrimmage TDs each of the last six seasons (2019-24).
- » Earned Pro Bowl recognition in his first season with the Packers in 2024, posting a team-high 1,329 rushing yards and a career-best 15 TDs on 301 carries (4.4 avg.), the most rushing yards, rushing TDs and total TDs (16) by a Packer in his first season with the team.
- » His 1,329 rushing yards last season were the most by a Packer since Ahman Green in 2003 (1,883). He became the fourth player in NFL history to record 1000-plus rushing yards and 15-plus rushing TDs in his first season with a new team (excl. rookies), joining Derrick Henry in 2024 (Ravens), Michael Turner in 2008 (Falcons) and Ricky Williams in 2002 (Dolphins).
- » Earned first-team All-Pro honors from The Associated Press and Pro Bowl recognition in 2022 after posting a league-high 1,653 rushing yards, becoming just the third player in Raiders history to win the league rushing title (Marcus Allen in 1985; Clem Daniels, AFL in 1963).
- » Was named the 2019 PFWA Offensive Rookie of the Year after setting a franchise rookie record with 1,150 rushing yards and seven TDs on 242 carries (4.8 avg.), including five 100-yard games, the most by a rookie in Raiders history.
- » Played in 42 games during his three seasons at Alabama (2016-18), rushing for 1,491 yards and 16 TDs on 251 carries (5.9 avg.) while adding 18 kickoff returns for 514 yards and a TD as he finished his career ranked No. 3 in school history with an average of 28.6 yards per kickoff return.

**2020 SEASON:** Has started all four games and has recorded a team-high 266 yards and four TDs on 80 carries (3.3 avg.)...is tied for most in the NFL in rushing TDs...Has added 14 receptions for 119 yards (11.9 avg.)...**vs. Detroit (Sept. 1):** Started and played 42 of 48 snaps, leading the team with 48 rushing yards and a TD on 19 carries (3.5 avg.) along with 11 receptions...Extended his franchise record by recording a rushing TD in his ninth straight game and became the first player in team history to score a TD in nine straight games (WR Davante Adams, eight straight in 2020)...**vs. Washington (Sept. 11):** Started and played 53 of 68 snaps, pacing the team with 84 rushing yards and a TD on 23 carries (3.7 avg.)...Extended his franchise records for consecutive games with a rushing TD and games with a TD (10)...**at Cleveland (Sept. 21):** Started and appeared on 43 of 65 snaps, rushing for 30 yards on 16 carries (1.9 avg.) while adding a team-high five catches for 44 yards (8.8 avg.), including a season-long 31 yard reception on a swing pass early in the third quarter that was the third-longest catch of his NFL career...**at Dallas (Sept. 28):** Started and played 54 of 83 snaps, leading the team with 86 rushing yards and two TDs on 22 carries (3.9 avg.) while adding four catches for 71 yards (17.8 avg.)...Became just the third Packer to post 85-plus rushing yards, 70-plus receiving yards and multiple rushing TDs in a game, joining RBs Dorsey Levens (at Indianapolis on Nov. 16, 1997) and Aaron Jones (at Dallas on Oct. 6, 2019).

		RUSHING							RECEIVING						
DATE	OPP	W/L	GP/GS	NO.	YDS.	AVG.	LG	TD	NO.	YDS.	AVG.	LG	TD	TGTS	YAC
11/17/19	OAK vs. CIN	W	S	23	112	4.9	21	0	3	12	4.0	7	0	3	8
11/21/21	LV vs. CIN	L	P	9	37	4.1	18	0	5	24	4.8	8	0	7	22
<b>TOTALS</b>		<b>1/1</b>	<b>2/1</b>	<b>32</b>	<b>149</b>	<b>4.7</b>	<b>21</b>	<b>0</b>	<b>8</b>	<b>36</b>	<b>4.5</b>	<b>8</b>	<b>0</b>	<b>10</b>	<b>30</b>

RUSHING										RECEIVING						
DATE	OPP	W/L	GP/GS	NO.	YDS.	AVG.	LG	TD		NO.	YDS.	AVG.	LG	TD	TGTS	YAC
1/15/22	LV @ CIN	L	S	13	83	6.4	35	0		4	44	11.0	15	0	5	42
TOTALS		0/1	1/1	13	83	6.4	35	0		4	44	11.0	15	0	5	42

Raiders Rushing and Receiving Statistics													
Date	Team	Rushing							Receiving				
		GP	GS	No.	Yds.	Avg.	LG	TD	No.	Yds.	Avg.	LG	TD
2019	Raiders	13	13	242	1,150	4.8	51	7	20	166	8.3	28	0
2020	Raiders	15	15	273	1,065	3.9	28t	12	33	238	7.2	29	0
2021	Raiders	15	14	217	872	4.0	28	9	54	348	6.4	29	0
2022	Raiders	17	17	340	1,653	4.9	86t	12	53	400	7.5	43	0
2023	Raiders	13	13	233	805	3.5	63t	6	37	296	8.0	21	0
2024	Packers	17	17	301	1,329	4.4	38t	15	36	342	9.5	49	1
2025	Packers	4	4	80	266	3.3	19	4	10	119	11.9	31	0
NFL Totals		94	93	1,686	7,140	4.2	86t	65	243	1,909	7.9	49	1

		RUSHING								RECEIVING				
DATE	TEAM	GP	GS	NO.	YDS.	AVG.	LG	TD	NO.	YDS.	AVG.	LG	TD	
2021	Raiders	1	1	13	83	6.4	35	0	4	44	11.0	15	0	
2024	Packers	1	1	18	81	4.5	31	1	3	40	13.3	15	0	
NFL TOTALS		2	2	31	164	5.3	35	1	7	84	12.0	15	0	

SINGLE-GAME HIGHS: RUSHING/RECEIVING

**Rush Attempts** 33 at Seattle Seahawks, Nov 27, 2022  
32 vs. Indianapolis Colts, Sep 15, 2024

**Rushing Yards** 229 at Seattle Seahawks, Nov 27, 2022  
154 at Kansas City Chiefs, Oct 10, 2022

**Rushing Average** 8.3 vs. Kansas City Chiefs, Sep 15, 2019  
7.3 at Kansas City Chiefs, Oct 10, 2022  
...1 more at 7.3.

**Longest Runs** 86t at Seattle Seahawks, Nov 27, 2022  
63t vs. Kansas City Chiefs, Nov 26, 2023

**Rushing TDs** 3 at Detroit Lions, Dec 05, 2024  
3 vs. San Francisco 49ers, Nov 24, 2024  
...2 more at 3.

**Receptions** 9 vs. Washington Football Team, Dec 05, 2021  
8 at Los Angeles Chargers, Oct 01, 2023

**Receiving Yards** 81 at Los Angeles Chargers, Oct 01, 2023  
74 vs. Miami Dolphins, Nov 28, 2024  
...1 more at 74.

**Receiving Average** 18.5 vs. Miami Dolphins, Nov 28, 2024  
17.8 at Dallas Cowboys, Sep 28, 2025

**Longest Receptions** 49 vs. Miami Dolphins, Nov 28, 2024  
43 at Denver Broncos, Nov 20, 2022

**Receiving TDs** 1 vs. Houston Texans, Oct 20, 2024

**Most TDs** 3 at Detroit Lions, Dec 05, 2024  
3 vs. San Francisco 49ers, Nov 24, 2024  
...2 more at 3.

**Scrimmage Yards** 303 at Seattle Seahawks, Nov 27, 2022  
193 at Kansas City Chiefs, Oct 10, 2022

2025 GXG REGULAR SEASON (PACKERS)

		RUSHING							RECEIVING					
DATE	OPPONENT	P/S	NO.	YDS.	AVG.	LG	TD		NO.	YDS.	AVG.	LG	TD	
09/07	Lions	S	19	66	3.5	15	1		1	4	4.0	4	0	
09/11	Commanders	S	23	84	3.7	10	1		0	0	0.0	0	0	
09/21	at Browns	S	16	30	1.9	7	0		5	44	8.8	31	0	
09/28	at Cowboys	S	22	86	3.9	19	2		4	71	17.8	28	0	
2025 TOTALS		4-4	80	266	3.3	19	4		10	119	11.9	31	0	

# ELGTON JENKINS

## 74

CENTER/GUARD  
MISSISSIPPI STATE

Seventh NFL Season | Seventh Packers Season



Ht: 6-5 | Wt: 311 | Born: December 26, 1995 | NFL Games Played/Started: 91/89 | Acquired: D2-19

### AT A GLANCE

- » Has appeared in 91 games with 89 starts and has started games at four different positions on the line during his career (67 at LG, eight at LT, eight at C, six at RT).
- » Has helped the Packers rank No. 3 in the NFL in sacks allowed (182) and No. 4 in sack percentage (5.0) since entering the league in 2019.
- » In 2022, started all 15 games he appeared in (10 at LG and five at RT) and earned Pro Bowl recognition for the second time (replacement for Eagles G Landon Dickerson).
- » Was selected to his first career Pro Bowl in 2020, becoming just the third offensive lineman in team history to be named to the Pro Bowl within his first two seasons in the NFL (Deral Teteak, 1952; Charley Brock, 1940).
- » Started games at three different positions in 2020 (12 at LG, three at C, one at RT), becoming the first Green Bay offensive lineman to start a game at guard, center and tackle in the same season since the 1970 AFL-NFL merger.
- » Was named to the PFWA All-Rookie team in 2019, only the second Packers guard to be selected since 1974 (Daryn Colledge, 2006), after appearing in all 16 games with 14 starts at LG.
- » Selected by the Packers in the second round (No. 44 overall) of the 2019 NFL Draft out of Mississippi State, where he opened games at four different spots on the line (26 at C, five at LT, two at LG, one at RT).

**2025 SEASON:** Has started all four games at C...**Vs. Detroit (Sept. 7):** Started at C and appeared on all 48 snaps as part of a line that did not allow a sack of QB Jordan Love. Helped protect Love as he connected on 16 of 22 passes for 188 yards and two TDs with no INTs (128.6 rating)...**Vs. Washington (Sept. 11):** Started at C and played all 68 snaps, helping to protect Love as he completed 19 of 31 passes for 292 yards and two TDs with no INTs (113.9 rating)...**At Cleveland (Sept. 21):** Started at C and played all 65 snaps...**At Dallas (Sept. 28):** Started at C and played all 83 snaps, part of a line that allowed just one sack and protected Love as he threw for 337 yards and three TDs with no INTs (118.1 rating). Helped the offense register season highs for total yards (489), rushing yards (164) and first downs (32).

### ELGTON JENKINS' NFL REGULAR-SEASON STATISTICS

DATE	TEAM	GP	GS
2019	Packers	16	14
2020	Packers	16	16
2021	Packers	8	8
2022	Packers	15	15
2023	Packers	15	15
2024	Packers	17	17
2025	Packers	4	4
NFL TOTALS		91	89

### ELGTON JENKINS' NFL POSTSEASON STATISTICS

DATE	TEAM	GP	GS
2019	Packers	2	2
2020	Packers	2	2
2023	Packers	2	2
2024	Packers	1	1
NFL TOTALS		7	7

### 2025 GXG REGULAR SEASON (PACKERS)

DATE	OPPONENT	P/S
09/07	Lions	S
09/11	Commanders	S
09/21	at Browns	S
09/28	at Cowboys	S
2025 TOTALS		4-4



## 67

First NFL Season | First Packers Season



Ht: 6-4 | Wt: 323 | Born: November 24, 1999 | NFL Games Played/Started: 1/0 | Acquired: FA-24

- » Originally entered the league as an undrafted free agent with Green Bay on May 3, 2024.
- » Spent the 2024 season on Green Bay's practice squad.
- » Appeared in a program-record 55 games with 45 starts all at left tackle over six seasons at the University of South Florida (2018-23).

**2025 SEASON:** Has appeared in one game on special teams...Dressed but did not play in one contest and was inactive for the other two games...**Vs. Detroit (Sept. 7):** Inactive (healthy scratch)...**Vs. Washington (Sept. 11):** Dressed but did not see any action...**At Cleveland (Sept. 21):** Inactive (healthy scratch)...**At Dallas (Sept. 28):** Made his NFL debut, appearing on seven snaps on special teams.

DATE	TEAM	GP	GS
2025	Packers	1	0
NFL TOTALS		1	0

DATE	OPPONENT	P/S	
09/07	Lions		INACTIVE DID NOT PLAY INACTIVE
09/11	Commanders		
09/21	at Browns		
09/28	at Cowboys	P	
<b>2025 TOTALS</b>		<b>1-0</b>	

# DARIAN KINNARD

## 70

TACKLE/GUARD  
KENTUCKY

Third NFL Season | First Packers Season



Ht: 6-5 | Wt: 322 | Born: December 29, 1999 | NFL Games Played/Started: 7/2 | Acquired: T-25 (Phi.)

### AT A GLANCE

- » Appeared in two games with one start for the Philadelphia Eagles in 2024.
- » Is a three-time Super Bowl champion (Kansas City Chiefs in 2022-23, Eagles in 2024).
- » Was selected by the Kansas City Chiefs in the fifth round (No. 145 overall) of the 2022 NFL Draft.
- » Earned consensus first-team All-America honors at Kentucky in 2021, becoming just the 12th consensus All-American in program history as well as the first Kentucky OL to earn the accolade since 1965.

**2025 SEASON:** Has played in all four games with one start at RT...**Vs. Detroit (Sept. 7):** Appeared on 15 snaps at RT in the second half in place of an injured Zach Tom (hip). Also played on five snaps on special teams...**Vs. Washington (Sept. 11):** Rotated in for starting RT Anthony Belton for 17 snaps on the evening and also appeared on six plays on special teams...**At Cleveland (Sept. 21):** Played four snaps at RT midway through the third quarter when Belton shifted over to LT briefly for an injured Rasheed Walker. Also appeared on three plays on special teams...**At Dallas (Sept. 28):** Made his first start as a Packer, opening at RT in place of an injured Tom (oblique). Played all 83 snaps, part of a line that allowed just one sack and protected Love as he threw for 337 yards and three TDs with no INTs (118.1 rating). Helped the offense register season highs for total yards (489), rushing yards (164) and first downs (32).

### DARIAN KINNARD'S NFL REGULAR-SEASON STATISTICS

DATE	TEAM	GP	GS
2022	Chiefs	1	0
2024	Eagles	2	1
2025	Packers	4	1
NFL TOTALS		7	2

### 2025 GYG REGULAR SEASON (PACKERS)

DATE	OPPONENT	P/S
09/07	Lions	P
09/11	Commanders	P
09/21	at Browns	P
09/28	at Cowboys	S
2025 TOTALS		4-1



TUCKER  
KRAFT  
85

TIGHT END  
SOUTH DAKOTA STATE

Third NFL Season | Third Packers Season

G

Ht: 6-5 | Wt: 259 | Born: November 3, 2000 | NFL Games Played/Started: 38/29 | Acquired: D3-23



- AT A GLANCE
- » Among players with 100-plus targets, ranks No. 3 in the NFL since 2023 in passer rating when targeted (130.5).
  - » Among TEs with 50-plus receptions, ranks No. 1 in the league since 2023 in yards after the catch per reception (8.7 avg.) and No. 2 in yards per catch (13.3 avg.).
  - » In 2023-24, posted the most receptions (81) and the most receiving yards (1,062) by a Packers tight end in his first two seasons (since 1970).
  - » Became just the fourth tight end in the league since 2000 to post 80-plus catches, 1,000-plus receiving yards, nine-plus receiving TDs and an average of 13.0-plus yards per catch in his first two NFL seasons, joining Mark Andrews (2018-19), Hunter Henry (2016-17) and Rob Gronkowski (2010-11).
  - » Was one of only two TEs in the league (George Kittle) to post 50-plus receptions, 700-plus receiving yards, seven-plus receiving TDs and an average of 14.0-plus yards per catch in 2024, becoming just the second Green Bay TE since the 1970 merger to hit those marks in a season (Paul Coffman, 1983).
  - » Posted the second-most receiving yards (355) and the third-most receptions (31) by a rookie tight end in team history in 2023.

**2025 SEASON:** Has started all four games and leads the team with 225 receiving yards and two TDs on a team-high 16 receptions (14.1 avg.)...Ranks No. 3 among NFL tight ends in yards per catch and No. 2 in yards after the catch (157)...Is tied for No. 3 in the NFL among tight ends in receiving yards per game (56.3) and is tied for No. 9 in receiving TDs...**Vs. Detroit (Sept. 7):** Started and played 44 of 48 snaps, posting two catches for 16 yards (8.0 avg.) and a TD. Capped off Green Bay's opening drive with a 15-yard TD grab over the middle in the end zone...**Vs. Washington (Sept. 11):** Started and played 62 of 68 snaps, finishing with a career-high 124 receiving yards and a TD on six catches (20.7 avg.), the most receiving yards by a Green Bay TE since Richard Rodgers posted 146 at Detroit on Dec. 3, 2015. Registered a 57-yard catch in the first quarter, his third reception of 55-plus yards since 2024. No. 1 in the NFL among tight ends. Posted a career-high 72 yards after the catch, the second-best single-game mark by a Green Bay TE since 2000 behind only Jermichael Finley's 80 yards at Minnesota on Oct. 5, 2009...**At Cleveland (Sept. 21):** Started and played 57 of 65 snaps, hauling in three passes for 29 yards (9.7 avg.)...**At Dallas (Sept. 28):** Started and played 79 of 83 snaps, posting five catches for 56 yards (11.2 avg.), including a 16-yard catch on Green Bay's opening drive down to the Dallas 1 and a 15-yard grab in the third quarter down to the Dallas 1.

TUCKER KRAFT'S NFL REGULAR-SEASON RUSHING/RECEIVING STATISTICS													
DATE	TEAM	GP	GS	RECEIVING				NO.	RUSHING				
				NO.	YDS.	AVG.	LG		TD	YDS.	AVG.	LG	TD
2023	Packers	17	8	31	355	11.5	43	2	0	0	0.0	0	0
2024	Packers	17	17	50	707	14.1	67	7	3	6	2.0	2	0
2025	Packers	4	4	16	225	14.1	57	2	1	3	3.0	3	0
NFL TOTALS		38	29	97	1,287	13.3	67	11	4	9	2.3	3	0

TUCKER KRAFT'S NFL POSTSEASON RUSHING/RECEIVING STATISTICS													
DATE	TEAM	GP	GS	RECEIVING					RUSHING				
				NO.	YDS.	AVG.	LG	TD	NO.	YDS.	AVG.	LG	TD
2023	Packers	2	2	5	24	4.8	10	1	0	0	0.0	0	0
2024	Packers	1	1	5	26	5.2	12	0	2	10	5.0	8	0
NFL TOTALS		3	3	10	50	5.0	12	1	2	10	5.0	8	0

SINGLE-GAME HIGHS: RUSHING/RECEIVING

Longest Runs	3 vs. Detroit Lions, Sep 07, 2025	Longest Receptions	67 at Jacksonville Jaguars, Oct 27, 2024
	2 vs. New Orleans Saints, Dec 23, 2024 ...2 more at 2.		66 at Los Angeles Rams, Oct 06, 2024
Receptions	6 vs. Washington Commanders, Sep 11, 2025	Receiving TDs	2 at Los Angeles Rams, Oct 06, 2024
	6 vs. Miami Dolphins, Nov 28, 2024 ...2 more at 6.		1 vs. Washington Commanders, Sep 11, 2025 ...8 more at 1.
Receiving Yards	124 vs. Washington Commanders, Sep 11, 2025	Special Teams Tackles	1 vs. Los Angeles Rams, Nov 05, 2023
	88 at Los Angeles Rams, Oct 06, 2024		1 vs. Minnesota Vikings, Oct 29, 2023 ...1 more at 1.
Receiving Average	26.0 at Jacksonville Jaguars, Oct 27, 2024		
	22.0 at Los Angeles Rams, Oct 06, 2024		

100-YARD RECEIVING GAMES (1): REGULAR-SEASON

DATE	TEAM	NO.	YDS.	AVG.	LG	TD
09/11/25	COMMANDERS	6	124	20.7	57	1

2025 GYG REGULAR SEASON (PACKERS)


DATE	OPPONENT	P/S	RECEIVING				NO.	RUSHING			
			NO.	YDS.	AVG.	LG		YDS.	AVG.	LG	TD
09/07	Lions	S	2	16	8.0	15t	1	3	3.0	3	0
09/11	Commanders	S	6	124	20.7	57	1	0	0.0	0	0
09/21	at Browns	S	3	29	9.7	18	0	0	0.0	0	0
09/28	at Cowboys	S	5	56	11.2	16	0	0	0.0	0	0
2025 TOTALS		4-4	16	225	14.1	57	2	3	3.0	3	0




MARSHAWN  
LLOYD  
32

RUNNING BACK  
SOUTHERN CALIFORNIA

Second NFL Season | Second Packers Season



Ht: 5-9 | Wt: 220 | Born: January 5, 2001 | NFL Games Played/Started: 1/0 | Acquired: D3a-24

- AT A GLANCE
- » Was limited to just one game as a rookie in 2024 due to injuries, rushing for 15 yards on six carries (2.5 avg.) while adding a 3-yard reception.
  - » Spent three years at the University of South Carolina (2020-22) before transferring to the University of Southern California for one season (2023).
  - » Appeared in 32 games with 14 starts during his three collegiate seasons, registering 1,621 rushing yards and 19 TDs on 291 carries (5.6 avg.) along with 34 receptions for 452 yards (13.3 avg.) and two TDs.
  - » Earned All-Pacific-12 honorable mention in 2023 after recording 820 rushing yards and nine TDs on 116 carries, an average of 7.07 yards per carry that ranked No. 11 in the nation.
  - » Selected by the Packers with the first of two picks in the third round (No. 88 overall) of the 2024 NFL Draft, becoming just the second RB from the University of Southern California to be drafted by Green Bay (Al Carmichael, No. 7 overall in 1953).

2025 SEASON: Placed on injured reserve/designated for return on Aug. 26.

MARSHAWN LLOYD'S NFL REGULAR-SEASON RUSHING/RECEIVING STATISTICS															
DATE	TEAM			RUSHING						RECEIVING					
		GP	GS	NO.	YDS.	AVG.	LG	TD		NO.	YDS.	AVG.	LG	TD	
2024	Packers	1	0	6	15	2.5	5	0		1	3	3.0	3	0	
NFL TOTALS		1	0	6	15	2.5	5	0		1	3	3.0	3	0	

SINGLE-GAME HIGHS: RUSHING/RECEIVING

Rush Attempts	6 vs. Indianapolis Colts, Sep 15, 2024	Longest Receptions	3 vs. Indianapolis Colts, Sep 15, 2024
Rushing Yards	15 vs. Indianapolis Colts, Sep 15, 2024	Scrimmage Yards	15 vs. Indianapolis Colts, Sep 15, 2024
Longest Runs	5 vs. Indianapolis Colts, Sep 15, 2024		
	4 vs. Indianapolis Colts, Sep 15, 2024		

2025 GXG REGULAR SEASON (PACKERS)													
DATE	OPPONENT	P/S	RUSHING						RECEIVING				
			NO.	YDS.	AVG.	LG	TD		NO.	YDS.	AVG.	LG	TD
09/07	Lions								INJURED RESERVE - DESIGNATED FOR RETURN				
09/11	Commanders								INJURED RESERVE - DESIGNATED FOR RETURN				
09/21	at Browns								INJURED RESERVE - DESIGNATED FOR RETURN				
09/28	at Cowboys								INJURED RESERVE - DESIGNATED FOR RETURN				
2025 TOTALS		0-0	0	0	0.0	0	0		0	0	0.0	0	0

# JORDAN LOVE

## 10

QUARTERBACK  
UTAH STATE

Sixth NFL Season | Sixth Packers Season



Ht: 6-4 | Wt: 219 | Born: November 2, 1998 | NFL Games Played/Started: 46/37 | Acquired: D1-20

### AT A GLANCE

- » Was one of only two quarterbacks in the NFL (Lions QB Jared Goff) to throw 25-plus TD passes and register a passer rating of 95.0-plus in each of the last two seasons (2023-24).
- » Ranks No. 5 in the league in TD passes (65) and No. 5 in passing-TD percentage (5.8) since 2023. Has posted multiple TD passes in 22 games since 2023, tied for No. 4 in the NFL over that span.
- » Is one of only two QBs in the league with 65-plus TD passes (65) and fewer than 25 INTs (23) since 2023 (Lamar Jackson).
- » In 2023, became just the third QB in NFL history to post 4,000-plus passing yards (4,159) and 32-plus passing TDs (32) in his first season with multiple starts, joining Kurt Warner (1999) and Patrick Mahomes (2018).
- » Became the first QB to help lead the Packers to the postseason in his first full year as a starter since at least 1950, when the league began recording starts for every player.
- » His 32 passing TDs in 2023 were the fourth most by a QB in his first season with multiple starts, trailing only Mahomes (50 in 2018), Warner (41 in 1999) and Daunte Culpepper (33 in 2000).
- » Finished his career at Utah State ranked No. 2 in school history in passing yards (8,600), completions (689) and attempts (1,125), tied for No. 2 in TD passes (60), and No. 3 in completion percentage (61.2) despite playing just three seasons.
- » Earned honorable mention All-Mountain West recognition as a junior in 2019 after setting a single-season school record with 293 completions and posting 3,402 passing yards, the second most in a season in school history. As a sophomore in 2018, set Utah State single-season records for TD passes (32), passing yards (3,567) and 300-yard passing games (seven).

**2025 SEASON:** Has started all four games, connecting on 84 of 121 passes (69.4 pct.) for 1,000 yards and eight TDs with one INT (113.0 rating)...Ranks No. 4 in the NFL in passer rating and yards per attempt (8.26), tied for No. 7 in explosive passes (25) and tied for No. 9 in TD passes...Ranks No. 4 in the league with a 134.1 passer rating against the blitz (29 of 47, 414 yards, five TDs, no INTs)...Has rushed for 62 yards on 13 carries (4.8 avg.)...**Vs. Detroit (Sept. 7):** Completed 16 of 22 passes (72.7 pct.) for 188 yards and two TDs with no INTs for a 128.6 passer rating...**Vs. Washington (Sept. 11):** Threw for 292 yards and two TDs with no INTs on 19-of-31 passing (61.3 pct.) for a 113.9 rating. It marked his ninth straight game (min. 10 att.) with no INTs, tied with Rodgers (2018) for the longest streak by a Packer since the merger. Posted 214 passing yards in the first half, his top yardage mark for a first half. Added 12 rushing yards on three carries (4.0 avg.), including a 14-yard pickup to convert a third-and-9 in the first quarter that set up his 5-yard TD pass to WR Romeo Doubs on the next play...**At Cleveland (Sept. 21):** Completed 18 of 25 passes (72.0 pct.) for 183 yards and a TD with an INT. Saw his streak of consecutive passing attempts without an INT come to an end at 249, the sixth-longest streak in franchise history...**At Dallas (Sept. 28):** Threw for a season-best 337 yards and three TDs with no INTs on 31-of-43 passing (pct.) for a 118.1 rating. Added 28 rushing yards on three carries (9.3 avg.), highlighted by a season-long 25-yard run early in the fourth quarter to the Dallas 37. Became the first player in franchise history with 30-plus completions, 300-plus passing yards, three-plus TD passes, zero INTs and 25-plus rushing yards in a game.

### JORDAN LOVE'S NFL REGULAR-SEASON PASSING/RUSHING STATISTICS

				PASSING												RUSHING				
DATE	TEAM	GP	GS	ATT.	CMP.	PCT.	YDS	AVG.	TD	INT.	LG	SK	LST	RATE	NO.	YDS.	AVG.	LG	TD	
2021	Packers	6	1	62	36	58.1	411	6.6	2	3	62t	3	23	68.7	12	27	2.3	10	0	
2022	Packers	4	0	21	14	66.7	195	9.3	1	0	63t	0	0	112.2	1	-1	-1.0	0	0	
2023	Packers	17	17	579	372	64.2	4,159	7.2	32	11	77	30	242	96.1	50	247	4.9	37	4	
2024	Packers	15	15	425	268	63.1	3,389	8.0	25	11	70t	14	95	96.7	25	83	3.3	14	1	
2025	Packers	4	4	121	84	69.4	1,000	8.3	8	1	57	8	69	113.0	13	62	4.8	25	0	
TOTALS		46	37	1,208	774	64.1	9,154	7.6	68	26	77	55	429	96.8	101	418	4.1	37	5	

### JORDAN LOVE'S NFL POSTSEASON PASSING/RUSHING STATISTICS

				PASSING											RUSHING				
DATE	TEAM	GP	GS	ATT.	CMP.	PCT.	YDS	AVG.	TD	INT.	LG	SK	LST	RATE	NO.	YDS.	AVG.	LG	TD
2023	Packers	2	2	55	37	67.3	466	8.5	5	2	46	0	0	108.6	6	2	0.3	3	0
2024	Packers	1	1	33	20	60.6	212	6.4	0	3	29	2	17	41.5	2	10	5.0	11	0
TOTALS		3	3	88	57	64.8	678	7.7	5	5	46	2	17	83.4	8	12	1.5	11	0

### SINGLE-GAME HIGHS: QUARTERBACK

Pass Attempts	54 vs. Minnesota Vikings, Sep 29, 2024 44 vs. New Orleans Saints, Sep 24, 2023
Pass Completions	32 vs. Minnesota Vikings, Sep 29, 2024 31 at Dallas Cowboys, Sep 28, 2025
Yards Passing	389 vs. Minnesota Vikings, Sep 29, 2024 337 at Dallas Cowboys, Sep 28, 2025
TD Passes	4 vs. Arizona Cardinals, Oct 13, 2024 4 vs. Minnesota Vikings, Sep 29, 2024
Long Passes	77 at Las Vegas Raiders, Oct 09, 2023 70t at Philadelphia Eagles, Sep 06, 2024 84.4 vs. Chicago Bears, Jan 07, 2024
Completion Percentage	76.9 vs. Los Angeles Rams, Nov 05, 2023

Passer Rating	129.2 vs. Miami Dolphins, Nov 28, 2024 128.6 vs. Detroit Lions, Sep 07, 2025 ...1 more at 128.6.
Rush Attempts	9 vs. New Orleans Saints, Sep 24, 2023 5 vs. Arizona Cardinals, Oct 13, 2024 ...1 more at 5.
Rushing Yards	39 at Detroit Lions, Nov 23, 2023 39 vs. New Orleans Saints, Sep 24, 2023 4.3 vs. New Orleans Saints, Sep 24, 2023
Rushing Average	37 at Detroit Lions, Nov 23, 2023
Longest Runs	26 at Las Vegas Raiders, Oct 09, 2023 1 at Chicago Bears, Nov 17, 2024 1 at Minnesota Vikings, Dec 31, 2023 ...3 more at 1.
Rushing TDs	

2025 GXG REGULAR SEASON (PACKERS)

DATE	OPPONENT	P/S	PASSING											RUSHING			
			ATT	CMP	YDS	PCT	Y/A	Y/C	TD	INT	LG	SK/YD	RATE	ATT	YDS	LG	TD
09/07	Lions	S	22	16	188	72.7	8.5	11.8	2	0	48	0/0	128.6	3	4	3	0
09/11	Commanders	S	31	19	292	61.3	9.4	15.4	2	0	57	2/23	113.9	3	12	14	0
09/21	at Browns	S	25	18	183	72.0	7.3	10.2	1	1	34	5/34	89.2	4	18	10	0
09/28	at Cowboys	S	43	31	337	72.1	7.8	10.9	3	0	46	1/12	118.1	3	28	25	0
2025 TOTALS		4-4	121	84	1,000	69.4	8.3	11.9	8	1	57	8/69	113.0	13	62	25	0

# ISAIAH MCDUFFIE 58

LINEBACKER  
BOSTON COLLEGE

Fifth NFL Season | Fifth Packers Season



Ht: 6-1 | Wt: 227 | Born: July 21, 1999 | NFL Games Played/Started: 67/28 | Acquired: D6b-21



## AT A GLANCE

- » Posted 22 tackles on special teams in his first four NFL seasons (2021-24), No. 2 on the team over that span behind LB Eric Wilson (33).
- » Started all 17 games in 2024 for the first time in his career and ranked No. 2 on the team with a career-high 94 tackles (43 solo) while adding a half-sack, three tackles for a loss, three QB hits (tied career high), a career-high three passes defended and a forced fumble.
- » Played in 16 games in 2023 and set career highs in solo tackles (52, tied for No. 3 on the team), tackles for a loss (five) and QB hits (three).
- » Saw action in all 17 games in 2022, posting 30 tackles (19 solo) on defense and tying for the team lead with a career-high 13 special teams tackles.
- » Earned second-team All-Atlantic Coast Conference honors in 2020 after ranking No. 5 in the nation and No. 2 in the ACC with a career-best 107 tackles (54 solo).
- » A two-way performer at linebacker and running back who played for his dad, head coach Stevenson McDuffie, at Bennett High School in Buffalo, N.Y. Was a three-time captain and finished with school records for single-season tackles (161), single-game tackles (29), career touchdowns (70) and career rushing yards (5,529).

**2025 SEASON:** Has played in all four games with two starts, recording 11 tackles (six solo) on defense and four tackles on special teams...Ranks tied for No. 2 on the team in special teams tackles...**Vs. Detroit (Sept. 7):** Started and played 18 defensive snaps, recording three tackles (one solo). Also played 18 special teams snaps, recording one tackle...**Vs. Washington (Sept. 11):** Started and played seven defensive snaps, recording one solo tackle. Also played 21 special teams snaps, recording one tackle...**At Cleveland (Sept. 21):** Played 22 defensive snaps, registering five tackles (two solo) and a tackle for a loss. Also saw action on a team-high 19 special teams snaps and recorded a tackle...**At Dallas (Sept. 28):** Appeared on 23 defensive snaps, recording two tackles (both solo). Also led the team with 26 snaps played on special teams, adding a tackle.

## REGULAR-SEASON COMPARISON: DEFENSIVE - CINCINNATI BENGALS

DATE	OPP	W/L	GP/GS	TACKLES				SACK	YDS.	INT	TFL	PD	QBH	MISC		
				TOT	SOLO	ASST								TD	FF	FR
10/10/21	GB @ CIN	W	P	0	0	0	0.0	0.0	0	0	0	0	0	0	0	0
TOTALS		1/0	1/0	0	0	0	0.0	0.0	0	0	0	0	0	0	0	0

## ISAIAH MCDUFFIE'S NFL REGULAR-SEASON DEFENSIVE STATISTICS

		TACKLES										INTERCEPTIONS										ST				MISC	
YEAR	TEAM	GP	GS	TK	S	A	TFL	YDS	SK	YDS	QBH	NO	YDS	LG	TD	PD	FF	FR	TD	YDS	TK	S	A	FF	FR	S	
2021	Packers	13	0	0	0	0	0	0.0	0.0	0.0	0	0	0	0	0	0	0	0	0	0	2	0	2	0	0	0	
2022	Packers	17	1	30	19	11	0	0.0	0.0	0.0	0	0	0	0	0	0	0	0	0	13	8	5	0	1	0	0	
2023	Packers	16	8	82	52	30	5	8.0	5.0	5.0	3	0	0	0	1	0	0	0	0	4	4	0	0	0	0	0	
2024	Packers	17	17	94	43	51	3	3.0	0.5	0.0	3	0	0	0	3	1	0	0	0	3	3	0	0	0	0	0	
2025	Packers	4	2	11	6	5	1	2.0	0.0	0.0	0	0	0	0	0	0	0	0	0	4	3	1	0	0	0	0	
NFL TOTALS		67	28	217	120	97	9	13.0	5.0	5.0	6	0	0	0	4	1	0	0	0	26	18	8	0	1	0	0	

## ISAIAH MCDUFFIE'S NFL POSTSEASON DEFENSIVE STATISTICS

YEAR	TEAM	TACKLES										INTERCEPTIONS										ST				MISC	
		GP	GS	TK	S	A	TFL	YDS	SK	YDS	QBH	NO	YDS	LG	TD	PD	FF	FR	TD	YDS	TK	S	A	FF	FR	S	A
2021	Packers	1	0	0	0	0	0	0	0.0	0.0	0	0	0	0	0	0	0	0	0	1	1	0	0	0	0	0	0
2023	Packers	2	1	4	3	1	0	0	0.0	0.0	0	0	0	0	0	0	0	0	0	2	2	0	0	0	0	0	0
2024	Packers	1	1	6	2	4	0	0	0.5	1.5	1	0	0	0	0	0	0	0	0	2	0	2	0	0	0	0	0
NFL TOTALS		4	2	10	5	5	0	0	0.5	1.5	1	0	0	0	0	0	0	0	0	5	3	2	0	0	0	0	0

## SINGLE-GAME HIGHS: DEFENSIVE

**Total Tackles** 15 at Detroit Lions, Dec 05, 2024  
12 vs. Dallas Cowboys, Nov 13, 2022  
7 vs. Miami Dolphins, Nov 28, 2024  
7 at Pittsburgh Steelers, Nov 12, 2023  
...2 more at 7.

**Sacks** 0.5 at Tennessee Titans, Sep 22, 2024  
0.5 at Minnesota Vikings, Dec 31, 2023

**Passes Defended** 1 vs. Miami Dolphins, Nov 28, 2024  
1 vs. Minnesota Vikings, Sep 29, 2024  
...2 more at 1.

**Forced Fumbles** 1 vs. Miami Dolphins, Nov 28, 2024  
**Tackles For Loss** 2 vs. Los Angeles Rams, Nov 05, 2023  
1 at Minnesota Vikings, Dec 29, 2024  
...5 more at 1.

**Special Teams Tackles** 2 vs. Detroit Lions, Sep 28, 2023  
2 vs. Detroit Lions, Jan 08, 2023  
...1 more at 2.

2025 GXG REGULAR SEASON (PACKERS)

DATE OPPONENT	P/S	TK	S	A	SK	YDS	INT	PD	FF	FR
09/07 Lions	S	3	1	2	0.0	0.0	0	0	0	0
09/11 Commanders	S	1	1	0	0.0	0.0	0	0	0	0
09/21 at Browns	P	5	2	3	0.0	0.0	0	0	0	0
09/28 at Cowboys	P	2	2	0	0.0	0.0	0	0	0	0
2025 TOTALS	4-2	11	6	5	0.0	0.0	0	0	0	0

# XAVIER MCKINNEY

## 29

SAFETY  
ALABAMA

Sixth NFL Season | Second Packers Season



Ht: 6-0 | Wt: 201 | Born: August 9, 1999 | NFL Games Played/Started: 70/67 | Acquired: UFA (NYG)-24

### AT A GLANCE

- » First name is pronounced ZAY-vier.
- » Earned first-team All-Pro honors from The Associated Press in his first season with Green Bay in 2024, becoming the first Packers safety to be named first-team All-Pro since 2000 and the first Packers DB to earn first-team honors since CB Charles Woodson in 2009.
- » Was also selected to his first career Pro Bowl last season and was named All-Pro by the NFL Players Association following a leaguewide vote.
- » Ranked No. 2 in the NFL with a career-high eight INTs last season, the most by a Packer since Woodson registered nine in 2009.
- » Ranks No. 2 in the league with 12 interceptions since 2023.
- » Became the first player in team history to register an INT in each of his first five games in a Green Bay uniform and tied for the longest streak in franchise history (Irv Comp in 1943).
- » Was the only NFL player to register 325-plus tackles (338), 15-plus INTs (16) and 35-plus passes defended (37) over the past four seasons (2021-24).
- » Played in 49 games with 46 starts for the N.Y. Giants (2020-23), leading the team with 277 tackles (179 solo) and nine INTs over that span while ranking No. 2 on the club with 27 passes defended.
- » As a junior at Alabama in 2019, earned first-team All-Southeastern Conference honors from the coaches and media and was named a semifinalist for the Jim Thorpe Award, presented annually to the nation's top defensive back.

**2025 SEASON:** Has started all four contests, registering 20 tackles (10 solo), an interception and two passes defended...Also has two special teams tackles, one shy of his career high (three in 2024)...**Vs. Detroit (Sept. 7):** Played all 67 snaps on defense, recording five tackles (three solo). Tied for the most tackles he has recorded in a Week 1 game in his career (at Tennessee, 2022). Also saw action on 10 special teams snaps and posted a tackle...**Vs. Washington (Sept. 11):** Played all 69 defensive snaps as well as 12 special teams snaps. Posted three tackles (all solo) and a pass defended on defense. Late in the second quarter, with Washington at the Green Bay 40, tracked RB Austin Ekeler down the sideline and broke up the pass on a third-and-4...**At Cleveland (Sept. 21):** One of three Packers to play all 66 defensive snaps, recording six tackles (two solo), a pass defended and an interception when he leaped in the air to intercept a deep pass down the sideline right before the half...**At Dallas (Sept. 28):** Saw action on all 69 defensive snaps, recording six tackles (two solo). Also played 13 snaps on special teams, recording a tackle on kickoff coverage.

### REGULAR-SEASON COMPARISON: DEFENSIVE - CINCINNATI BENGALS

DATE	OPP	TACKLES										MISC				
		W/L	GP/GS	TOT	SOLO	ASST	SACK	YDS	INT	TFL	PD	QBH	TD	FF	FR	
11/29/20	NYG @ CIN	W	P		0	0	0.0	0.0	0	0	0	0	0	0	0	0
TOTALS		1/0	1/0	0	0	0	0.0	0.0	0	0	0	0	0	0	0	0

### XAVIER MCKINNEY'S NFL REGULAR-SEASON DEFENSIVE STATISTICS

		TACKLES										INTERCEPTIONS										ST				MISC	
YEAR	TEAM	GP	GS	TK	S	A	TFL	YDS	SK	YDS	QBH	NO	YDS	LG	TD	PD	FF	FR	TD	YDS	TK	S	A	FF	FR	S	A
2020	Giants	6	4	24	14	10	1	3	0.0	0.0	0	1	0	0	0	1	0	0	0	0	0	1	0	1	0	0	0
2021	Giants	17	16	93	59	34	1	2	0.0	0.0	0	5	64	41t	1	10	0	0	0	0	0	0	0	0	0	0	0
2022	Giants	9	9	44	28	16	2	8	1.0	8.0	1	0	0	0	0	5	1	0	0	0	0	1	1	0	0	0	0
2023	Giants	17	17	116	78	38	2	2	0.5	3.0	1	3	22	18	0	11	1	2	0	0	0	0	0	0	0	0	0
2024	Packers	17	17	85	58	27	2	12	1.0	8.0	1	8	128	48	0	11	0	1	0	7	3	2	1	0	0	0	0
2025	Packers	4	4	20	10	10	0	0	0.0	0.0	0	1	0	0	0	2	0	0	0	0	2	1	1	0	0	0	0
NFL TOTALS		70	67	382	247	135	8	27	2.5	19.0	3	18	214	48	1	40	2	3	0	7	7	4	3	0	0	0	0

### XAVIER MCKINNEY'S NFL POSTSEASON DEFENSIVE STATISTICS

		TACKLES										INTERCEPTIONS										ST				MISC	
YEAR	TEAM	GP	GS	TK	S	A	TFL	YDS	SK	YDS	QBH	NO	YDS	LG	TD	PD	FF	FR	TD	YDS	TK	S	A	FF	FR	S	A
2022	Giants	2	2	16	8	8	1	1	1.0	6.0	0	0	0	0	0	2	1	0	0	0	0	0	0	0	0	0	0
2024	Packers	1	1	5	2	3	0	0	0.0	0.0	0	0	0	0	0	0	0	0	0	0	0	0	0	0	0	0	0
NFL TOTALS		3	3	21	10	11	1	1	1.0	6.0	0	0	0	0	0	2	1	0	0	0	0	0	0	0	0	0	0

SINGLE-GAME HIGHS: DEFENSIVE

Total Tackles	13 at Washington Commanders, Nov 19, 2023 10 at Philadelphia Eagles, Dec 25, 2023 ...3 more at 10.
Solo Tackles	8 at Washington Commanders, Nov 19, 2023 8 at Dallas Cowboys, Nov 12, 2023 1.0 at Seattle Seahawks, Oct 30, 2022
Sacks	0.5 at Philadelphia Eagles, Dec 25, 2023 3 vs. Philadelphia Eagles, Jan 07, 2024 2 vs. San Francisco 49ers, Nov 24, 2024 ...9 more at 2.
Forced Fumbles	1 at Miami Dolphins, Oct 08, 2023 1 at Jacksonville Jaguars, Oct 23, 2022
Fumble Recoveries	1 at Los Angeles Rams, Oct 06, 2024 1 vs. Green Bay Packers, Dec 11, 2023 ...1 more at 1.

Tackles For Loss	1 vs. Indianapolis Colts, Sep 15, 2024 1 vs. Los Angeles Rams, Dec 31, 2023 ...5 more at 1.
Interceptions	2 vs. Philadelphia Eagles, Jan 07, 2024 2 vs. Las Vegas Raiders, Nov 07, 2021 ...1 more at 2.
Interception Return Yards	41 vs. Las Vegas Raiders, Nov 07, 2021 28 at Los Angeles Rams, Oct 06, 2024
Special Teams Tackles	1 vs. Detroit Lions, Sep 07, 2025 1 at Seattle Seahawks, Dec 15, 2024 ...4 more at 1.
Longest Opp Fumble Return	7 at Los Angeles Rams, Oct 06, 2024

2025 GXG REGULAR SEASON (PACKERS)

DATE	OPPONENT	P/S	TK	S	A	SK	YDS	INT	PD	FF	FR
09/07	Lions	S	5	3	2	0	0	0	0	0	0
09/11	Commanders	S	3	3	0	0	0	0	1	0	0
09/21	at Browns	S	6	2	4	0	0	1	1	0	0
09/28	at Cowboys	S	6	2	4	0	0	0	0	0	0
2025 TOTALS		4-4	20	10	10	0	0	1	2	0	0

# BRANDON MCMANUS 17

KICKER  
TEMPLE

12th NFL Season | Second Packers Season



Ht: 6-3 | Wt: 201 | Born: July 25, 1991 | NFL Games Played/Started: 176/0 | Acquired: FA-24

## AT A GLANCE

- » Ranks No. 3 in the NFL in field goals (280), points scored (1,193), FGs of 50-plus yards (50) and extra-point percentage (97.2, 353 of 363) since 2014.
- » Ranked No. 2 in the NFL last season in FG percentage (95.2, 20 of 21), the second-best single-season mark in team history (min. one attempt per game) and the top mark among Green Bay kickers with 20-plus attempts in a season.
- » In 2024, became the first kicker in NFL history to make a game-winning FG as time expired in both of his first two games with a team (45-yarder vs. Houston in Week 7, 24-yarder at Jacksonville in Week 8).
- » Spent nine seasons with the Denver Broncos (2014-22) and ranks No. 2 in their franchise history in field goals (223), FG percentage (81.4) and points scored (946).
- » Made all 10 of his FG attempts in Denver's three games in a 2015 playoff run that was capped off with a Super Bowl 50 win, tied for the fourth most in NFL history in a single postseason.
- » Appeared in all 49 games during his four seasons at Temple (2009-12), finishing his career ranked No. 1 in school history in points (338), field goals (60), extra points (158) and punting average (45.3).

**2025 SEASON:** Has played in all four games, connecting on 7 of 9 field-goal attempts (77.8 pct.) and 11 of 12 extra points (91.7 pct.)... Also registered two tackles on special teams... **Vs. Detroit (Sept. 7):** Made two field goals (34, 38) and all three extra points. Connected on a 34-yard FG in the first quarter and added a 38-yard FG in the fourth quarter. Extended his consecutive field goals made streak to 17... **Vs. Washington (Sept. 11):** Connected on 2 of 3 FGs and all three extra points, recording a season-long 56-yard FG in the fourth quarter... **At Cleveland (Sept. 21):** Connected on a 39-yard FG in the second quarter and converted his lone extra point... **At Dallas (Sept. 28):** Made both field goals (53, 34), converted four of five extra points and recorded a team-high two tackles on kickoff coverage. Connected on a 53-yard FG as time expired in regulation to send the game to overtime. Also converted on a 34-yard FG in overtime as time expired to tie the game at 40.

## REGULAR-SEASON COMPARISON: KICKING - CINCINNATI BENGALS

DATE	OPP	W/L	GP/GS	FGM	FGA	PCT	LONG	XPM	XPA	PTS	1-19	20-29	30-39	40-49	50+	KO	TB
12/22/14	DEN @ CIN	L	P	0	0	0%	0	0	0	0	0-0	0-0	0-0	0-0	0-0	5	2
12/28/15	CIN @ DEN	L	P	2	3	66.7%	37	2	2	8	0-0	0-0	1-1	0-0	0-0	5	3
9/25/16	DEN @ CIN	L	P	1	1	100%	20	2	3	5	0-0	1-1	0-0	0-0	0-0	6	4
11/19/17	CIN @ DEN	L	P	1	2	50%	45	2	2	5	0-0	0-0	0-0	0-0	0-1	4	4
12/2/18	DEN @ CIN	L	P	1	2	50%	29	3	3	6	0-0	1-1	0-0	0-0	0-0	5	4
12/19/21	CIN @ DEN	L	P	1	2	50%	54	1	1	4	0-0	0-0	0-0	0-0	1-1	3	2
12/4/23	CIN @ JAX	L	P	1	2	50%	40	4	4	7	0-0	0-0	0-0	1-1	0-0	6	4
TOTALS		0/7	7/0	7	12	58.3%	54	14	15	35	0-0	2-2	1-1	1-1	1-2	34	23

## BRANDON MCMANUS' NFL REGULAR-SEASON KICKING STATISTICS

DATE	TEAM	GP	FGM	FGA	PCT.	LG	XP	XPA	PCT.	BLK	PTS
2014	Broncos	15	9	13	69.2	44	41	41	100.0	0	68
2015	Broncos	16	30	35	85.7	57	35	36	97.2	0	125
2016	Broncos	16	29	34	85.3	55	32	33	97.0	0	119
2017	Broncos	16	24	32	75.0	53	27	27	100.0	2	99
2018	Broncos	16	20	25	80.0	53	35	35	100.0	0	95
2019	Broncos	16	29	34	85.3	53	25	26	96.2	0	112
2020	Broncos	15	28	34	82.4	58	24	27	88.9	2	108
2021	Broncos	17	26	31	83.9	61	33	34	97.1	1	111
2022	Broncos	17	28	36	77.8	55	25	27	92.6	2	109
2023	Jaguars	17	30	37	81.1	56	35	35	100.0	1	125
2024	Packers	11	20	21	95.2	55	30	30	100.0	0	90
2025	Packers	4	7	9	77.8	56	11	12	91.7	1	32
<b>NFL TOTALS</b>		<b>176</b>	<b>280</b>	<b>341</b>	<b>82.1</b>	<b>61</b>	<b>353</b>	<b>363</b>	<b>97.2</b>	<b>9</b>	<b>1,193</b>

## BRANDON MCMANUS' NFL POSTSEASON KICKING STATISTICS

DATE	TEAM	GP	FGM	FGA	PCT.	LG	XP	XPA	PCT.	BLK	PTS
2014	Broncos	1	0	0	0.0	0	0	0	0.0	0	0
2015	Broncos	3	10	10	100.0	52	3	3	100.0	0	33
2024	Packers	1	1	2	50.0	26	1	1	100.0	0	4
<b>NFL TOTALS</b>		<b>5</b>	<b>11</b>	<b>12</b>	<b>91.7</b>	<b>52</b>	<b>4</b>	<b>4</b>	<b>100.0</b>	<b>0</b>	<b>37</b>





**BRANDON MCMANUS' NFL REGULAR-SEASON FIELD-GOAL ACCURACY STATISTICS**

DATE	TEAM	1-19	PCT.	20-29	PCT.	30-39	PCT.	40-49	PCT.	50+	PCT.
2014	Broncos	0-0	0.0	5-5	100.0	2-3	66.7	2-3	66.7	0-2	0.0
2015	Broncos	0-0	0.0	12-12	100.0	8-8	100.0	5-8	62.5	5-7	71.4
2016	Broncos	0-0	0.0	9-9	100.0	10-10	100.0	7-9	77.8	3-6	50.0
2017	Broncos	0-0	0.0	6-8	75.0	11-12	91.7	4-6	66.7	3-6	50.0
2018	Broncos	0-0	0.0	5-5	100.0	6-6	100.0	7-7	100.0	2-7	28.6
2019	Broncos	0-0	0.0	6-6	100.0	9-9	100.0	10-12	83.3	4-7	57.1
2020	Broncos	0-0	0.0	6-6	100.0	4-5	80.0	8-8	100.0	10-15	66.7
2021	Broncos	0-0	0.0	7-8	87.5	6-6	100.0	8-8	100.0	5-9	55.6
2022	Broncos	0-0	0.0	6-7	85.7	4-6	66.7	10-10	100.0	8-13	61.5
2023	Jaguars	0-0	0.0	4-4	100.0	10-10	100.0	11-13	84.6	5-10	50.0
2024	Packers	0-0	0.0	5-5	100.0	9-9	100.0	3-4	75.0	3-3	100.0
2025	Packers	0-0	0.0	1-1	100.0	4-4	100.0	0-2	0.0	2-2	100.0
NFL TOTALS		0-0	0.0	72-76	94.7	83-88	94.3	75-90	83.3	50-87	57.5

**BRANDON MCMANUS' NFL POSTSEASON FIELD-GOAL ACCURACY STATISTICS**

DATE	TEAM	1-19	PCT.	20-29	PCT.	30-39	PCT.	40-49	PCT.	50+	PCT.
2014	Broncos	0-0	0.0	0-0	0.0	0-0	0.0	0-0	0.0	0-0	0.0
2015	Broncos	0-0	0.0	1-1	100.0	4-4	100.0	3-3	100.0	2-2	100.0
2024	Packers	0-0	0.0	1-1	100.0	0-1	0.0	0-0	0.0	0-0	0.0
NFL TOTALS		0-0	0.0	2-2	100.0	4-5	80.0	3-3	100.0	2-2	100.0

**SINGLE-GAME HIGHS: KICKER**

Field Goals Made	4 vs. Carolina Panthers, Dec 31, 2023 4 at Pittsburgh Steelers, Oct 29, 2023 ...5 more at 4.	Points	14 vs. Carolina Panthers, Dec 31, 2023 14 vs. New York Jets, Sep 26, 2021 ...2 more at 14.
Field Goal Attempts	6 vs. Las Vegas Raiders, Jan 03, 2021 5 vs. Indianapolis Colts, Sep 18, 2016 ...2 more at 5.	Special Teams Tackles	2 at Dallas Cowboys, Sep 28, 2025 1 vs. New Orleans Saints, Dec 23, 2024 ...11 more at 1.
Longest Field Goals Made	61 at Los Angeles Chargers, Jan 02, 2022 58 vs. New Orleans Saints, Nov 29, 2020	Kickoff Average	67.6 at Cincinnati Bengals, Dec 22, 2014 67.3 vs. Green Bay Packers, Nov 01, 2015
Longest Field Goal Attempts	70 vs. Las Vegas Raiders, Jan 03, 2021 64 at Seattle Seahawks, Sep 12, 2022 ...1 more at 64.	Extra Point Attempt Percentage	100.0 vs. San Francisco 49ers, Nov 24, 2024 100.0 vs. Detroit Lions, Dec 12, 2021 ...7 more at 100.0.
PATs Made	6 at Arizona Cardinals, Oct 18, 2018 6 vs. Dallas Cowboys, Sep 17, 2017 ...1 more at 6.	Field Goal Percentage	100.0 vs. Carolina Panthers, Dec 31, 2023 100.0 at Pittsburgh Steelers, Oct 29, 2023 ...2 more at 100.0.
PAT Attempts	6 at Arizona Cardinals, Oct 18, 2018 6 vs. Dallas Cowboys, Sep 17, 2017 ...1 more at 6.	Touchbacks	8 at New York Jets, Oct 01, 2020 8 vs. Arizona Cardinals, Oct 05, 2014

**2025 GXG REGULAR SEASON (PACKERS)**

			FIELD GOALS				EXTRA POINTS					
DATE	OPPONENT		FGM	FGA	PCT	LG	XP	XPA	PCT	BLK	PTS	
09/07	Lions	P	2	2	100.0	38	3	3	100.0	0	9	
09/11	Commanders	P	2	3	66.7	56	3	3	100.0	0	9	
09/21	at Browns	P	1	2	50.0	39	1	1	100.0	0	4	
09/28	at Cowboys	P	2	2	100.0	53	4	5	80.0	1	10	
2025 TOTALS			4	7	9	77.8	56	11	12	91.7	1	32

# BO MELTON 16

CORNERBACK  
RUTGERS

Second NFL Season | Second Packers Season



Ht: 5-11 | Wt: 189 | Born: May 18, 1999 | NFL Games Played/Started: 25/1 | Acquired: FA-22 (PS-Sea.)

## AT A GLANCE

- » Has picked up a first down on 18 of his 24 receptions over the last two seasons, a 75.0 percentage that leads the team among players with 20-plus catches since 2023.
- » Appeared in five games with one start for the Packers in 2023, posting 16 receptions for 218 yards (13.6 avg.) and a TD along with three carries for 21 yards (7.0 avg.).
- » Made his first NFL start at Minnesota in Week 17 in 2023 and posted a career-high six catches for a career-best 105 yards (17.5 avg.) and a TD, becoming the first Packer to post 100-plus receiving yards and a receiving TD in his first NFL start since WR Jarrett Boykin in 2013.
- » Was signed to Green Bay's active roster from Seattle's practice squad on Dec. 27, 2022.
- » Was selected by the Seahawks in the seventh round (No. 229 overall) of the 2022 NFL Draft, the first WR from Rutgers to be drafted since Leonte Carroo (third round) by the Miami Dolphins in 2016.
- » Appeared in 56 games with 42 starts in five seasons at Rutgers (2017-21), finishing his career ranked No. 3 in school history in games played, No. 6 in receptions (164), tied for No. 8 in 100-yard receiving games (five) and No. 10 in receiving yards (2,011).

**2025 SEASON:** Has played in three games on special teams...Also has seen action on defense and offense...Was sidelined in Week 2 due to a shoulder injury...**Vs. Detroit (Sept. 7):** Appeared on 12 special teams snaps before leaving the game in the third quarter with a shoulder injury...**Vs. Washington (Sept. 11):** Inactive (shoulder)...**At Cleveland (Sept. 21):** Played three offensive snaps and 13 special teams snaps...**At Dallas (Sept. 28):** Tied for No. 2 on the team with 20 snaps played on special teams. Returned two kickoffs for 60 yards (30.0 avg.).

## BO MELTON'S NFL REGULAR-SEASON DEFENSIVE STATISTICS

		TACKLES										INTERCEPTIONS										ST				MISC			
YEAR	TEAM	GP	GS	TK	S	A	TFL	YDS	SK	YDS	QBH	NO	YDS	LG	TD	PD	FF	FR	TD	YDS	TK	S	A	FF	FR	S	A		
2023	Packers	5	1	0	0	0	0	0	0.0	0.0	0	0	0	0	0	0	0	0	0	0	1	1	0	0	0	0	0		
2024	Packers	17	0	0	0	0	0	0	0.0	0.0	0	0	0	0	0	0	0	1	0	0	3	1	2	0	1	0	0		
2025	Packers	3	0	0	0	0	0	0	0.0	0.0	0	0	0	0	0	0	0	0	0	0	0	0	0	0	0	0	0		
NFL TOTALS		25	1	0	0	0	0	0	0.0	0.0	0	0	0	0	0	0	0	1	0	0	4	2	2	0	1	0	0		

## BO MELTON'S NFL POSTSEASON DEFENSIVE STATISTICS

		TACKLES										INTERCEPTIONS										ST				MISC			
YEAR	TEAM	GP	GS	TK	S	A	TFL	YDS	SK	YDS	QBH	NO	YDS	LG	TD	PD	FF	FR	TD	YDS	TK	S	A	FF	FR	S	A		
2023	Packers	2	0	0	0	0	0	0	0.0	0.0	0	0	0	0	0	0	0	0	0	0	0	0	0	0	0	0	0		
2024	Packers	1	0	0	0	0	0	0	0.0	0.0	0	0	0	0	0	0	0	0	0	0	1	1	0	0	0	0	0		
NFL TOTALS		3	0	0	0	0	0	0	0.0	0.0	0	0	0	0	0	0	0	0	0	0	1	1	0	0	0	0	0		

## BO MELTON'S NFL REGULAR-SEASON RUSHING/RECEIVING STATISTICS

DATE	TEAM	GP	GS	RECEIVING					RUSHING				
				NO.	YDS.	AVG.	LG	TD	NO.	YDS.	AVG.	LG	TD
2023	Packers	5	1	16	218	13.6	37	1	3	21	7.0	12	0
2024	Packers	17	0	8	91	11.4	28	0	8	54	6.8	16	0
2025	Packers	3	0	0	0	0.0	0	0	0	0	0.0	0	0
NFL TOTALS		25	1	24	309	12.9	37	1	11	75	6.8	16	0

## BO MELTON'S NFL POSTSEASON RUSHING/RECEIVING STATISTICS

DATE	TEAM	GP	GS	RECEIVING					RUSHING				
				NO.	YDS.	AVG.	LG	TD	NO.	YDS.	AVG.	LG	TD
2023	Packers	2	0	2	26	13.0	19t	1	0	0	0.0	0	0
2024	Packers	1	0	1	16	16.0	16	0	0	0	0.0	0	0
NFL TOTALS		3	0	3	42	14.0	19t	1	0	0	0.0	0	0

## SINGLE-GAME HIGHS: DEFENSIVE

Special Teams Tackles

1 at Minnesota Vikings, Dec 31, 2023

SINGLE-GAME HIGHS: RUSHING/RECEIVING

Rush Attempts	2 vs. Arizona Cardinals, Oct 13, 2024
	2 vs. Indianapolis Colts, Sep 15, 2024
	...1 more at 2.
Rushing Yards	27 vs. Arizona Cardinals, Oct 13, 2024
	14 vs. Chicago Bears, Jan 07, 2024
	16 vs. Arizona Cardinals, Oct 13, 2024
Longest Runs	16 vs. Indianapolis Colts, Sep 15, 2024
	6 at Minnesota Vikings, Dec 31, 2023
	5 vs. Chicago Bears, Jan 07, 2024
Receptions	105 at Minnesota Vikings, Dec 31, 2023
	62 vs. Chicago Bears, Jan 07, 2024
	17.5 at Minnesota Vikings, Dec 31, 2023
Receiving Yards	12.4 vs. Chicago Bears, Jan 07, 2024
	37 at Minnesota Vikings, Dec 31, 2023
	28 vs. Minnesota Vikings, Sep 29, 2024
Receiving Average	...1 more at 28.
Longest Receptions	

Receiving TDs	1 at Minnesota Vikings, Dec 31, 2023
Kickoff Returns	2 at Dallas Cowboys, Sep 28, 2025
	1 vs. Chicago Bears, Jan 05, 2025
Kickoff Return Yards	60 at Dallas Cowboys, Sep 28, 2025
	15 vs. Chicago Bears, Jan 05, 2025
Longest Kickoff Return	30 at Dallas Cowboys, Sep 28, 2025
	30 at Dallas Cowboys, Sep 28, 2025
Special Teams Tackles	1 at Minnesota Vikings, Dec 31, 2023
Most TDs	1 at Minnesota Vikings, Dec 31, 2023
Scrimmage Yards	105 at Minnesota Vikings, Dec 31, 2023
	76 vs. Chicago Bears, Jan 07, 2024

2025 GXG REGULAR SEASON (PACKERS)

DATE OPPONENT	P/S	TK	S	A	SK	YDS	INT	PD	FF	FR
09/07 Lions	P	0	0	0	0.0	0.0	0	0	0	0
09/11 Commanders		INACTIVE/INJURY								
09/21 at Browns	P	0	0	0	0.0	0.0	0	0	0	0
09/28 at Cowboys	P	0	0	0	0.0	0.0	0	0	0	0
2025 TOTALS	3-0	0	0	0	0.0	0.0	0	0	0	0

# JACOB MONK 62

CENTER/GUARD  
DUKE

Second NFL Season | Second Packers Season



Ht: 6-3 | Wt: 308 | Born: June 4, 2001 | NFL Games Played/Started: 10/0 | Acquired: D5a-24

## AT A GLANCE

- » Played in 10 games as a rookie last season, seeing time on special teams.
- » Appeared in 59 games with 58 starts in his five seasons at Duke, opening games at three different spots on the offensive line (34 at right guard, 12 at center, 12 at right tackle).
- » Earned second-team All-Atlantic Coast honors in 2023 and twice earned All-ACC honorable mention (2021-22) while also being a two-time team captain (2022-23).
- » Anchored an offensive line that helped the Blue Devils rank tied for No. 24 in the nation in sacks allowed per game in 2023 (1.31, 17 sacks in 13 games).
- » Selected by the Packers with the first of two picks in the fifth round (No. 163 overall) of the 2024 NFL Draft, becoming the second offensive lineman from Duke to be drafted by Green Bay (G Jesse Birchfield, 23rd round in 1956).

**2025 SEASON:** Placed on injured reserve/designated for return on Aug. 26.

## JACOB MONK'S NFL REGULAR-SEASON STATISTICS

DATE	TEAM	GP	GS
2024	Packers	10	0
NFL TOTALS		10	0

## 2025 GXG REGULAR SEASON (PACKERS)

DATE	OPPONENT	P/S	
09/07	Lions		INJURED RESERVE - DESIGNATED FOR RETURN
09/11	Commanders		INJURED RESERVE - DESIGNATED FOR RETURN
09/21	at Browns		INJURED RESERVE - DESIGNATED FOR RETURN
09/28	at Cowboys		INJURED RESERVE - DESIGNATED FOR RETURN
2025 TOTALS		0-0	



# JORDAN MORGAN

## 77

TACKLE/GUARD  
ARIZONA

Second NFL Season | Second Packers Season



Ht: 6-5 | Wt: 311 | Born: August 4, 2001 | NFL Games Played/Started: 10/3 | Acquired: D1-24

### AT A GLANCE

- » Played in six games with one start as a rookie last season, opening at left guard in place of Elgton Jenkins in Week 9 vs. Detroit with Jenkins moving to center for an injured Josh Myers.
- » Saw action at right guard as part of a rotation with Sean Rhyan in five games (Weeks 1-2, 6-8) in 2024.
- » Appeared in 41 games with 37 starts at left tackle during his five seasons at the University of Arizona, starting all 33 games he played in over his final three seasons.
- » Earned first-team All-Pacific-12 honors from The Associated Press and from the coaches in 2023, helping the Wildcats rank No. 20 in the nation in total offense (448.0 ypg), No. 8 in passing offense (308.3 ypg) and No. 18 in scoring offense (34.6 ppg).
- » Allowed only two sacks in 787 snaps of work in 2023 as he led the Arizona offensive line in total blocking grade (84.3), run-blocking grade (77.0) and pass-blocking grade (87.3), per Pro Football Focus.
- » Started all 10 games he played in at LT during the 2022 season, taking home first-team AP All-Pac-12 recognition after allowing just one sack in 670 snaps of action and helping Arizona rank No. 6 in the nation in passing offense (318.4 ypg).
- » Selected by the Packers in the first round (No. 25 overall) of the 2024 NFL Draft, the first offensive lineman from the University of Arizona to be picked in the first round since John Fina (No. 27 overall) by Buffalo in 1992.

**2025 SEASON:** Has appeared in all four games with two starts at LG...**Vs. Detroit (Sept. 7):** Appeared on 20 plays on offense, playing 15 snaps at RG in a rotation with Sean Rhyan and five snaps at LG in the fourth quarter in place of an injured Aaron Banks (ankle). Also appeared on five plays on special teams...**Vs. Washington (Sept. 11):** Started at LG in place of an injured Banks (ankle/groin), appearing on all 68 snaps and helping to protect QB Jordan Love as he threw for 292 yards and two TDs with no INTs on 19-of-31 passing (113.9 rating)...**At Cleveland (Sept. 21):** Played on 64 of 65 offensive snaps, taking over at RT for an injured Zach Tom (oblique) on the second play of the game and then shifting to LG for the second half in place of an injured Banks (groin)...**At Dallas (Sept. 28):** Started at LG and played all 83 snaps, part of a line that allowed just one sack and protected Love as he threw for 337 yards and three TDs with no INTs (118.1 rating). Helped the offense register season highs for total yards (489), rushing yards (164) and first downs (32).

### JORDAN MORGAN'S NFL REGULAR-SEASON STATISTICS

DATE	TEAM	GP	GS
2024	Packers	6	1
2025	Packers	4	2
NFL TOTALS		10	3

### 2025 GYG REGULAR SEASON (PACKERS)



DATE	OPPONENT	P/S
09/07	Lions	P
09/11	Commanders	S
09/21	at Browns	P
09/28	at Cowboys	S
2025 TOTALS		4-2




LUKE  
MUSGRAVE  
88

TIGHT END  
OREGON STATE

Third NFL Season | Third Packers Season



Ht: 6-6 | Wt: 253 | Born: September 2, 2000 | NFL Games Played/Started: 22/14 | Acquired: D2a-23

- AT A GLANCE
- » Tied the franchise rookie record (Bubba Franks, 2000) for the most receptions by a tight end with 34 in 2023 despite missing six contests due to injury.
  - » Finished with 352 receiving yards in 2023, good for No. 3 among rookie TEs in team history behind only Franks (363 in 2000) and Tucker Kraft (355 in 2023).
  - » Ranked No. 3 in the NFL among rookie tight ends in receptions and yards per reception (min. 20 rec.) and No. 4 in receiving yards in 2023.
  - » Ranked No. 2 among Pacific-12 tight ends and No. 8 among tight ends in the Power Five in yards per reception (14.3) in 2021-22.
  - » Set career highs in games played (13), games started (nine), receptions (22) and receiving yards (304) in 2021. Also blocked a punt and returned it 27 yards for a TD.
  - » Became the highest-drafted tight end out of Oregon State in school history and was the highest-drafted TE by Green Bay since Franks (first round, No. 14 overall) in 2000.

**2025 SEASON:** Has appeared in all four games with two starts and has posted four receptions for 42 yards (10.5 avg.)...**Vs. Detroit (Sept. 7):** Started as the Packers opened with two tight ends and played 17 snaps on offense. Posted a 4-yard reception...**Vs. Washington (Sept. 11):** Appeared on 21 snaps, recording two receptions for 32 yards (16.0 avg.)...**At Cleveland (Sept. 21):** Played 13 snaps on offense and four on special teams...**At Dallas (Sept. 28):** Started as the Packers opened with two tight ends, appearing on 25 snaps on offense and posting a 6-yard reception. Also played nine snaps on special teams.

LUKE MUSGRAVE'S NFL REGULAR-SEASON RECEIVING STATISTICS								
DATE	TEAM	GP	GS	RECEIVING				
				NO.	YDS.	AVG.	LG	TD
2023	Packers	11	9	34	352	10.4	37	1
2024	Packers	7	3	7	45	6.4	19	0
2025	Packers	4	2	4	42	10.5	23	0
NFL TOTALS		22	14	45	439	9.8	37	1

LUKE MUSGRAVE'S NFL POSTSEASON RECEIVING STATISTICS								
DATE	TEAM	GP	GS	RECEIVING				
				NO.	YDS.	AVG.	LG	TD
2023	Packers	2	1	6	66	11.0	38t	1
2024	Packers	1	0	0	0	0.0	0	0
NFL TOTALS		3	1	6	66	11.0	38t	1

SINGLE-GAME HIGHS: RECEIVING

Receptions 6 at Las Vegas Raiders, Oct 09, 2023  
6 vs. New Orleans Saints, Sep 24, 2023  
Receiving Yards 64 at Pittsburgh Steelers, Nov 12, 2023  
51 vs. Los Angeles Rams, Nov 05, 2023  
Receiving Average 17.0 vs. Los Angeles Rams, Nov 05, 2023  
16.7 at Chicago Bears, Sep 10, 2023

Longest Receptions 37 at Chicago Bears, Sep 10, 2023  
36 at Pittsburgh Steelers, Nov 12, 2023  
Receiving TDs 1 vs. Los Angeles Rams, Nov 05, 2023

2025 GXG REGULAR SEASON (PACKERS)

DATE	OPPONENT	P/S	RECEIVING				
			NO.	YDS.	AVG.	LG	TD
09/07	Lions	S	1	4	4.0	4	0
09/11	Commanders	P	2	32	16.0	23	0
09/21	at Browns	P	0	0	0.0	0	0
09/28	at Cowboys	S	1	6	6.0	6	0
2025 TOTALS		4-2	4	42	10.5	23	0

# NICK NIEMANN

## 31

LINEBACKER  
IOWA

Fifth NFL Season | First Packers Season



Ht: 6-3 | Wt: 234 | Born: December 2, 1997 | NFL Games Played/Started: 68/3 | Acquired: FA-25

### AT A GLANCE

- » Registered 51 tackles (26 solo), a tackle for a loss, a QB hit, an interception, three passes defended and a fumble recovery on defense from 2021-24.
- » His 36 special teams tackles from 2021-24 are tied for No. 13 in the league in that time frame.
- » Tied for fifth in the league and third in the AFC for special teams tackles (14) in 2021.
- » Appeared in 64 games with three starts with the Chargers from 2021-24, tying for the team lead in games played over that span.
- » Drafted by the Los Angeles Chargers in the sixth round (185th overall) of the 2021 NFL Draft.

**2025 SEASON:** Has played in all four games on special teams, recording a team-high six special teams tackles...**Vs. Detroit (Sept. 7):** Saw action on 15 special teams snaps in his debut with the Packers and led the team with a career-high four tackles. Became the first Packer to register four special teams tackles in a game since LB Jayrone Elliott posted four at Buffalo on Dec. 14, 2014...**Vs. Washington (Sept. 11):** Appeared on 16 special teams snaps and recorded a tackle...**At Cleveland (Sept. 21):** Played 16 special teams snaps and recorded a tackle...**At Dallas (Sept. 28):** Tied for No. 2 on the team with 20 snaps played on special teams.

### REGULAR-SEASON COMPARISON: DEFENSIVE - CINCINNATI BENGALS

DATE	OPP	W/L	GP/GS	TACKLES				ASST	SACK	YDS.	INT	TFL	PD	QBH	TD	MISC		
				TOT	SOLO	TFL	YDS									FF	FR	FR
12/5/21	LAC @ CIN	W	P	1	1	0	0.0	0	0.0	0.0	0	0	0	0	0	0	0	0
11/17/24	LAC vs. CIN	W	P	0	0	0	0.0	0	0.0	0.0	0	0	0	0	0	0	0	0
<b>TOTALS</b>		<b>2/0</b>	<b>2/0</b>	<b>1</b>	<b>1</b>	<b>0</b>	<b>0.0</b>	<b>0</b>	<b>0.0</b>	<b>0.0</b>	<b>0</b>	<b>0</b>	<b>0</b>	<b>0</b>	<b>0</b>	<b>0</b>	<b>0</b>	<b>0</b>

### NICK NIEMANN'S NFL REGULAR-SEASON DEFENSIVE STATISTICS

		TACKLES										INTERCEPTIONS										ST				MISC			
YEAR	TEAM	GP	GS	TK	S	A	TFL	YDS	SK	YDS	QBH	NO	YDS	LG	TD	PD	FF	FR	TD	YDS	TK	S	A	FF	FR	S	A		
2021	Chargers	17	0	8	5	3	0	0	0.0	0.0	0	1	0	0	0	1	0	0	0	0	14	10	4	0	0	0	0	0	
2022	Chargers	17	0	0	0	0	0	0	0.0	0.0	0	0	0	0	0	0	0	0	0	3	0	3	0	0	0	0	0	0	
2023	Chargers	17	3	33	16	17	1	3	0.0	0.0	1	0	0	0	0	1	0	1	0	0	8	7	1	0	0	0	0	0	
2024	Chargers	13	0	10	5	5	0	0	0.0	0.0	0	0	0	0	0	1	0	0	0	11	6	5	0	0	0	0	0	0	
2025	Packers	4	0	0	0	0	0	0	0.0	0.0	0	0	0	0	0	0	0	0	0	6	3	3	0	0	0	0	0	0	
NFL TOTALS		68	3	51	26	25	1	3	0.0	0.0	1	1	0	0	0	3	0	1	0	42	26	16	0	0	0	0	0	0	

### NICK NIEMANN'S NFL POSTSEASON DEFENSIVE STATISTICS

		TACKLES									INTERCEPTIONS									ST				MISC			
YEAR	TEAM	GP	GS	TK	S	A	TFL	YDS	SK	YDS	QBH	NO	YDS	LG	TD	PD	FF	FR	TD	YDS	TK	S	A	FF	FR	S	A
2022	Chargers	1	0	0	0	0	0	0	0.0	0.0	0	0	0	0	0	0	0	0	0	0	0	0	0	0	0	0	0
2024	Chargers	1	0	0	0	0	0	0	0.0	0.0	0	0	0	0	0	0	0	0	0	0	1	0	1	0	0	0	0
NFL TOTALS		2	0	0	0	0	0	0	0.0	0.0	0	0	0	0	0	0	0	0	0	0	1	0	1	0	0	0	0

### SINGLE-GAME HIGHS: DEFENSIVE

**Total Tackles** 4 at Baltimore Ravens, Oct 17, 2021  
2 vs. Denver Broncos, Jan 02, 2022  
**Solo Tackles** 2 at Baltimore Ravens, Oct 17, 2021  
1 vs. Denver Broncos, Jan 02, 2022  
...2 more at 1.  
**Passes Defensed** 1 vs. New York Giants, Dec 12, 2021

**Interceptions** 1 vs. New York Giants, Dec 12, 2021  
**Special Teams Tackles** 4 vs. Detroit Lions, Sep 07, 2025  
4 at Cleveland Browns, Nov 03, 2024

### 2025 GXG REGULAR SEASON (PACKERS)

DATE	OPPONENT	P/S	TK	S	A	SK	YDS	INT	PD	FF	FR
09/07	Lions	P	0	0	0	0	0.0	0	0	0	0
09/11	Commanders	P	0	0	0	0	0.0	0	0	0	0
09/21	at Browns	P	0	0	0	0	0.0	0	0	0	0
09/28	at Cowboys	P	0	0	0	0	0.0	0	0	0	0
<b>2025 TOTALS</b>		<b>4-0</b>	<b>0</b>	<b>0</b>	<b>0</b>	<b>0</b>	<b>0.0</b>	<b>0</b>	<b>0</b>	<b>0</b>	<b>0</b>

# KEISEAN NIXON 25

CORNERBACK  
SOUTH CAROLINA

Seventh NFL Season | Fourth Packers Season



Ht: 5-10 | Wt: 200 | Born: June 22, 1997 | NFL Games Played/Started: 95/38 | Acquired: FA-22



## AT A GLANCE

- » First name is pronounced KEY-shawn.
- » Started a career-high 15 games in 2024 and posted career bests in tackles (88), solo tackles (61), sacks (three), tackles for a loss (eight), QB hits (six), passes defended (seven) and forced fumbles (three).
- » Became the first Green Bay defensive back (since 2000) to post three-plus sacks and three-plus forced fumbles in a season.
- » Was the only cornerback in the NFL to appear in all 17 regular-season games and post an INT in each of the last three seasons (2022-24).
- » Was one of only two players in the NFL (Giants LB Bobby Okereke) to register 150-plus tackles (167), three-plus sacks (3½), 10-plus tackles for a loss (11), multiple INTs (two), three-plus forced fumbles (three) and multiple fumble recoveries (two) over the last two seasons (2023-24).
- » Became the fourth kick returner to be named first-team All-Pro by The Associated Press in back-to-back years (2022-23), joining Cordarrelle Patterson (2019-20), Devin Hester (2006-07) and Mel Gray (1990-91). Became the first Packer to earn a spot on the AP All-Pro team at KR since the position was added in 1976.
- » Among players with 50-plus career kickoff returns, ranks No. 2 in franchise history with an average of 27.94 yards per return (Dave Hampton, 28.16).
- » In 2022-23, joined Al Carmichael (1956-57) as the only players in team history to lead the NFL in kickoff return yards in back-to-back seasons (min. 20 att.).
- » Spent the first three years of his career (2019-21) with the Raiders, appearing in 40 games with two starts.

**2025 SEASON:** Has started all four contests, recording 16 tackles (15 solo), a tackle for a loss and a team-best seven passes defended (tied for No. 2 in the NFL) that tie his career high (2024)...**Vs. Detroit (Sept. 7):** Played all 67 defensive snaps, posting six tackles (five solo) and a tackle for a loss when he came up to stop RB David Montgomery for a loss of 2 yards on a pass to the left flat. Four of his five tackles came within 4 yards of the line of scrimmage (2, -2, 4, 3)...**Vs. Washington (Sept. 11):** Saw action on all 69 defensive snaps, posting two tackles (both solo) and a career-best five passes defended. It was the most by a Packer since CB Jaire Alexander recorded five at the Los Angeles Rams on Oct. 28, 2018. Also played eight snaps on special teams, returning two punts for 3 yards (1.5 avg.). Broke up passes on a third-and-9 in the second quarter and a fourth-and-4 in the fourth quarter...**At Cleveland (Sept. 21):** Played 63 of 66 defensive snaps and posted four tackles (all solo)...**At Dallas (Sept. 28):** Saw action on all 69 defensive snaps, recording four tackles (all solo) and a game-high two passes defended. It was his fourth career game and second this season with multiple passes defended. Both passes defended came on deep throws, including a pass in the end zone to WR George Pickens.

## REGULAR-SEASON COMPARISON: DEFENSIVE - CINCINNATI BENGALS

DATE	OPP	W/L	GP/GS	TACKLES		ASST	SACK	YDS.	INT	TFL	PD	QBH	TD	MISC		
				TOT	SOLO									FF	FR	FR
11/17/19	OAK vs. CIN	W	P	0	0	0	0.0	0.0	0	0	0	0	0	0	0	0
TOTALS		1/0	1/0	0	0	0	0.0	0.0	0	0	0	0	0	0	0	0

## POSTSEASON COMPARISON: DEFENSIVE - CINCINNATI BENGALS

DATE	OPP	W/L	GP/GS	TACKLES		ASST	SACK	YDS.	INT	TFL	PD	QBH	TD	MISC		
				TOT	SOLO									FF	FR	FR
1/15/22	LV @ CIN	L	P	0	0	0	0.0	0.0	0	0	0	0	0	0	0	0
TOTALS		0/1	1/0	0	0	0	0.0	0.0	0	0	0	0	0	0	0	0

## REGULAR-SEASON COMPARISON: KICK RETURNS - CINCINNATI BENGALS

DATE	OPP	W/L	GP/GS	NO.	YDS.	AVG.	LG	TD
11/17/19	OAK vs. CIN	W	P	0	0	0	0	0
TOTALS		1/0	1/0	0	0	0	0	0

## POSTSEASON COMPARISON: KICK RETURNS - CINCINNATI BENGALS

DATE	OPP	W/L	GP/GS	NO.	YDS.	AVG.	LG	TD
1/15/22	LV @ CIN	L	P	0	0	0	0	0
TOTALS		0/1	1/0	0	0	0	0	0

## REGULAR-SEASON COMPARISON: PUNT RETURNS - CINCINNATI BENGALS

DATE	OPP	W/L	GP/GS	NO.	YDS.	AVG.	LG	TD
11/17/19	OAK vs. CIN	W	P	0	0	0	0	0
TOTALS		1/0	1/0	0	0	0	0	0

## POSTSEASON COMPARISON: PUNT RETURNS - CINCINNATI BENGALS

DATE	OPP	W/L	GP/GS	NO.	YDS.	AVG.	LG	TD
1/15/22	LV @ CIN	L	P	0	0	0	0	0
TOTALS		0/1	1/0	0	0	0	0	0





# KEISEAN NIXON'S NFL REGULAR-SEASON DEFENSIVE STATISTICS

YEAR	TEAM	GP	GS	TK	S	A	TACKLES				INTERCEPTIONS								ST				MISC					
							TFL	YDS	SK	YDS	QBH	NO	YDS	LG	TD	PD	FF	FR	TD	YDS	TK	S	A	FF	FR	S	A	
2019	Raiders	14	0	3	3	0	0	0.0	0.0	0	0	0	0	0	1	0	0	0	0	0	9	9	0	0	0	0	0	0
2020	Raiders	15	1	9	6	3	0	0	0.0	0.0	1	0	0	0	0	0	0	0	0	0	5	3	2	0	0	0	0	0
2021	Raiders	11	1	8	6	2	0	0	0.0	0.0	1	0	0	0	0	0	0	0	0	0	4	1	3	0	0	0	0	0
2022	Packers	17	4	17	14	3	1	2	0.0	0.0	0	1	1	1	0	2	1	0	0	0	6	4	2	0	0	0	0	0
2023	Packers	17	13	79	58	21	3	8	0.5	4.0	1	1	2	2	0	6	0	0	0	0	1	1	0	0	2	0	0	0
2024	Packers	17	15	88	61	27	8	34	3.0	19.0	6	1	16	16	0	7	3	0	0	0	0	0	0	0	0	0	0	0
2025	Packers	4	4	16	15	1	1	6	0.0	0.0	0	0	0	0	0	7	0	0	0	0	0	0	0	0	0	0	0	0
NFL TOTALS		95	38	220	163	57	13	50	3.5	23.0	9	3	19	16	0	23	4	0	0	0	25	18	7	0	2	0	0	0

# KEISEAN NIXON'S NFL POSTSEASON DEFENSIVE STATISTICS

YEAR	TEAM	TACKLES										INTERCEPTIONS										ST				MISC	
		GP	GS	TK	S	A	TFL	YDS	SK	YDS	QBH	NO	YDS	LG	TD	PD	FF	FR	TD	YDS	TK	S	A	FF	FR	S	A
2021	Raiders	1	0	0	0	0	0	0	0.0	0.0	0	0	0	0	0	0	0	0	0	2	0	2	0	0	0	0	0
2023	Packers	2	1	16	10	6	1	6	1.0	6.0	1	0	0	0	2	0	0	0	0	0	0	0	0	0	0	0	0
2024	Packers	1	0	2	1	1	0	0	0.0	0.0	0	0	0	0	0	0	0	0	0	0	0	0	0	0	0	0	0
NFL TOTALS		4	1	18	11	7	1	6	1.0	6.0	1	0	0	0	2	0	0	0	0	2	0	2	0	0	0	0	0

# KEISEAN NIXON'S NFL REGULAR-SEASON RETURN STATISTICS

KICKOFF RETURNS							PUNT RETURNS						
DATE	TEAM	RET.	YDS.	AVG.	LG	TD	NO.	FC	YDS.	AVG.	LG	TD	
2019	Raiders	3	63	21.0	26	0	0	0	0	0.0	0	0	
2020	Raiders	3	21	7.0	18	0	0	0	0	0.0	0	0	
2021	Raiders	0	0	0.0	0	0	0	0	0	0.0	0	0	
2022	Packers	35	1,009	28.8	105t	1	11	0	140	12.7	24	0	
2023	Packers	30	782	26.1	51	0	14	1	95	6.8	34	0	
2024	Packers	18	528	29.3	43	0	4	0	48	12.0	39	0	
2025	Packers	0	0	0.0	0	0	2	0	3	1.5	3	0	
NFL TOTALS		89	2,403	27.0	105t	1	31	1	286	9.2	39	0	

# KEISEAN NIXON'S NFL POSTSEASON RETURN STATISTICS

KICKOFF RETURNS							PUNT RETURNS						
DATE	TEAM	RET.	YDS.	AVG.	LG	TD	NO.	FC	YDS.	AVG.	LG	TD	
2021	Raiders	0	0	0.0	0	0	0	0	0	0.0	0	0	
2023	Packers	2	97	48.5	73	0	0	0	0	0.0	0	0	
2024	Packers	4	95	23.8	28	0	0	0	0	0.0	0	0	
NFL TOTALS		6	192	32.0	73	0	0	0	0	0.0	0	0	

## SINGLE-GAME HIGHS: DEFENSIVE

Total Tackles	11 at Minnesota Vikings, Dec 31, 2023 10 at Detroit Lions, Dec 05, 2024
Solo Tackles	8 at Minnesota Vikings, Dec 29, 2024 7 at Minnesota Vikings, Dec 31, 2023
Sacks	1.0 vs. Minnesota Vikings, Sep 29, 2024 1.0 at Philadelphia Eagles, Sep 06, 2024
Passes Defensed	5 vs. Washington Commanders, Sep 11, 2025 2 at Dallas Cowboys, Sep 28, 2025 ...2 more at 2.

Forced Fumbles	1 vs. San Francisco 49ers, Nov 24, 2024 1 vs. Minnesota Vikings, Sep 29, 2024 ...1 more at 1.
Tackles For Loss	2 vs. Chicago Bears, Jan 05, 2025 2 at Philadelphia Eagles, Sep 06, 2024
Interceptions	1 at Detroit Lions, Dec 05, 2024 1 vs. Kansas City Chiefs, Dec 03, 2023 ...1 more at 1.

## SINGLE-GAME HIGHS: SPECIAL TEAMS

Kickoff Returns	5 at Pittsburgh Steelers, Nov 12, 2023 5 vs. Detroit Lions, Sep 28, 2023 ...3 more at 5.
Kickoff Return Yards	172 at Philadelphia Eagles, Nov 27, 2022 139 at Pittsburgh Steelers, Nov 12, 2023 105t vs. Minnesota Vikings, Jan 01, 2023 93 at Miami Dolphins, Dec 25, 2022
Punt Return Yards	39 vs. Arizona Cardinals, Oct 13, 2024 38 vs. Detroit Lions, Jan 08, 2023 39 vs. Arizona Cardinals, Oct 13, 2024 34 vs. Detroit Lions, Sep 28, 2023
Longest Punt Return	34 vs. Detroit Lions, Sep 28, 2023

Punt Returns	4 vs. Detroit Lions, Jan 08, 2023 2 vs. Washington Commanders, Sep 11, 2025 ...7 more at 2.
Punt Return Average	9.5 vs. Detroit Lions, Jan 08, 2023
Kickoff Return Average	34.4 at Philadelphia Eagles, Nov 27, 2022 27.8 at Pittsburgh Steelers, Nov 12, 2023
Special Teams Tackles	3 at Los Angeles Chargers, Dec 22, 2019 2 at Washington Commanders, Oct 23, 2022 ...3 more at 2.

## 2025 GXG REGULAR SEASON (PACKERS)

DATE	OPPONENT	P/S	TK	S	A	SK	YDS	INT	PD	FF	FR
09/07	Lions	S	6	5	1	0.0	0.0	0	0	0	0
09/11	Commanders	S	2	2	0	0.0	0.0	0	5	0	0
09/21	at Browns	S	4	4	0	0.0	0.0	0	0	0	0
09/28	at Cowboys	S	4	4	0	0.0	0.0	0	2	0	0
2025 TOTALS		4-4	16	15	1	0.0	0.0	0	7	0	0

2025 GXG REGULAR SEASON (PACKERS)

			KICKOFF RETURNS					PUNT RETURNS							
DATE	OPPONENT	P/S	RET	YDS	AVG	LG	TD	NO	FC	YDS	AVG	LG	TD	W/L	SCORE
09/07	Lions	S	0	0	0.0	0	0	0	0	0	0.0	0	0	W	27-13
09/11	Commanders	S	0	0	0.0	0	0	2	0	3	1.5	3	0	W	27-18
09/21	at Browns	S	0	0	0.0	0	0	0	0	0	0.0	0	0	L	10-13
09/28	at Cowboys	S	0	0	0.0	0	0	0	0	0	0.0	0	0	T	40-40+
2025 TOTALS		4-4	0	0	0.0	0	0	2	0	3	1.5	3	0	2-1	

+ - Overtime


KITAN  
OLADAPO  
27

SAFETY  
OREGON STATE

Second NFL Season | Second Packers Season

G

Ht: 6-2 | Wt: 216 | Born: October 10, 2000 | NFL Games Played/Started: 13/0 | Acquired: D5b-24



AT A GLANCE

- » Name is pronounced kuh-TAWN oh-luh-DAPP-oh.
- » Appeared in nine games as a rookie, recording four tackles (one solo) on defense and three tackles on special teams.
- » Played in 46 games with 38 starts in five seasons (2019-23) at Oregon State, recording 248 tackles (145 solo), 15½ tackles for a loss, 6½ sacks, five QB hurries, three INTs, 27 passes defended, two forced fumbles and a fumble recovery.
- » Earned first-team All-America honors from Pro Football Focus and first-team All-Pacific-12 recognition from The Associated Press in 2023.
- » Earned first-team all-state honors at Central Catholic High School (Portland Ore.), helping the Rams to a state title in 2017.

**2025 SEASON:** Has played in all four games on special teams, recording two tackles...**Vs. Detroit (Sept. 7):** Appeared on 11 special teams snaps and registered one tackle...**Vs. Washington (Sept. 11):** Saw action on 12 special teams snaps and posted one tackle...**At Cleveland (Sept. 21):** Played six special teams snaps...**At Dallas (Sept. 28):** Appeared on 13 special teams snaps.

KITAN OLADAPO'S NFL REGULAR-SEASON DEFENSIVE STATISTICS

YEAR	TEAM	GP	GS	TACKLES					INTERCEPTIONS										ST				MISC				
				TK	S	A	TFL	YDS	SK	YDS	QBH	NO	YDS	LG	TD	PD	FF	FR	TD	YDS	TK	S	A	FF	FR	S	A
2024	Packers	9	0	4	1	3	0	0	0.0	0.0	0	0	0	0	0	0	0	0	0	0	3	1	2	0	0	0	0
2025	Packers	4	0	0	0	0	0	0	0.0	0.0	0	0	0	0	0	0	0	0	0	0	2	1	1	0	0	0	0
NFL TOTALS		13	0	4	1	3	0	0	0.0	0.0	0	0	0	0	0	0	0	0	0	0	5	2	3	0	0	0	0

KITAN OLADAPO'S NFL POSTSEASON DEFENSIVE STATISTICS

YEAR	TEAM	GP	GS	TACKLES					INTERCEPTIONS										ST				MISC				
				TK	S	A	TFL	YDS	SK	YDS	QBH	NO	YDS	LG	TD	PD	FF	FR	TD	YDS	TK	S	A	FF	FR	S	A
2024	Packers	1	0	0	0	0	0	0	0.0	0.0	0	0	0	0	0	0	0	0	0	0	0	0	0	0	0	0	0
NFL TOTALS		1	0	0	0	0	0	0	0.0	0.0	0	0	0	0	0	0	0	0	0	0	0	0	0	0	0	0	0

SINGLE-GAME HIGHS: DEFENSIVE

Total Tackles	4 vs. Chicago Bears, Jan 05, 2025	Special Teams Tackles	1 vs. Chicago Bears, Jan 05, 2025
Solo Tackles	1 vs. Chicago Bears, Jan 05, 2025		1 vs. New Orleans Saints, Dec 23, 2024
			...1 more at 1.

2025 GXG REGULAR SEASON (PACKERS)

DATE	OPPONENT	P/S	TK	S	A	SK	YDS	INT	PD	FF	FR
09/07	Lions	P	0	0	0	0	0.0	0	0	0	0
09/11	Commanders	P	0	0	0	0	0.0	0	0	0	0
09/21	at Browns	P	0	0	0	0	0.0	0	0	0	0
09/28	at Cowboys	P	0	0	0	0	0.0	0	0	0	0
2025 TOTALS		4-0	0	0	0	0	0.0	0	0	0	0

2025 GREEN BAY PACKERS

46

PLAYERS

# COLLIN OLIVER

## 45

DEFENSIVE LINEMAN  
OKLAHOMA STATE

Rookie



Ht: 6-2 | Wt: 240 | Born: September 23, 2002 | Acquired: D5-25

### AT A GLANCE

- » Became just the ninth defensive player in Oklahoma State history to receive all-conference honors three times (2021-23), earning second-team All-Big 12 recognition from the coaches all three of those years and from The Associated Press in 2021 and 2023.
- » Entered his final year as a preseason All-America selection (third-team honors from Athlon and fourth-team honors from Phil Steele), but his season came to an end due to a foot injury suffered against Arkansas in the second game of the season.
- » In 2023, was the only FBS player in the country to register six-plus sacks (six), 15-plus tackles for a loss (15½), three-plus forced fumbles (four) and five-plus passes defended (five).
- » Was named the unanimous Big 12 Defensive Freshman of the Year in 2021 by the league's head coaches and earned freshman All-America honors from ESPN, 247Sports, The Athletic and PFF College.
- » Was one of three national finalists for the FWAA Freshman of the Year Award after finishing tied for No. 7 in the FBS with 11½ sacks in 2021, the most by a freshman in school history.
- » Was selected by the Packers in the fifth round (No. 159 overall) of the 2025 NFL Draft, becoming the first Oklahoma State player drafted by Green Bay since C Derrel Gofourth in 1977.
- » Played at Edmond (Okla.) Santa Fe High School, where he was named the Central Oklahoma Athletic Conference Defensive Player of the Year in 2020.

### 2025 GXG REGULAR SEASON (PACKERS)

DATE	OPPONENT	P/S	TK	S	A	SK	YDS	INT	PD	FF	FR
09/07	Lions						RESERVE/PUP				
09/11	Commanders						RESERVE/PUP				
09/21	at Browns						RESERVE/PUP				
09/28	at Cowboys						RESERVE/PUP				
2025 TOTALS			0	0	0	0	0.0	0	0	0	0

### COLLIN OLIVER'S COLLEGE DEFENSIVE STATISTICS

		TACKLES										INTERCEPTIONS										ST				MISC	
YEAR	TEAM	GP	GS	TK	S	A	TFL	YDS	SK	YDS	QBH	NO	YDS	LG	TD	PD	FF	FR	TD	YDS	TK	S	A	FF	FR	S	A
2021	Oklahoma St.	14	1	29	20	9	15.5	84.0	11.5	76.0	5	0	0	0	0	1	0	0	0	0	0	0	0	0	0	0	0
2022	Oklahoma St.	13	5	28	19	9	7.5	43.0	5.0	39.0	12	0	0	0	0	1	0	0	0	0	0	0	0	0	0	0	0
2023	Oklahoma St.	14	14	73	45	28	15.5	66.0	6.0	48.0	9	0	0	0	0	5	4	1	0	0	0	0	0	0	0	0	0
2024	Oklahoma St.	2	2	4	2	2	2.0	5.0	1.0	4.0	7	0	0	0	0	1	0	0	0	0	0	0	0	0	0	0	0
TOTALS		43	22	134	86	48	40.5	198.0	23.5	167.0	33	0	0	0	0	7	5	1	0	0	0	0	0	0	0	0	0

# MATT ORZECH

## 42

LONG SNAPPER  
AZUSA PACIFIC

Sixth NFL Season | Third Packers Season



Ht: 6-3 | Wt: 245 | Born: April 12, 1995 | NFL Games Played/Started: 88/0 | Acquired: UFA (LAR)-23

### AT A GLANCE

- » Last name is pronounced OR-zick.
- » Appeared in 84 regular-season games during his first five seasons in the league, handling snapping duties for all 34 contests for the Packers the last two seasons (2023-24), for all 34 games for the Los Angeles Rams in 2021-22 and all 16 games for the Jacksonville Jaguars in 2019.
- » Snapped for K Brandon McManus in 2024, who ranked No. 2 in the NFL in FG percentage (95.2, 20 of 21), the second-best single-season mark in team history (min. one attempt per game) and the top mark among Green Bay kickers with 20-plus attempts in a season.
- » Has snapped for Packers P Daniel Whelan, who registered two of the top three single-season averages for punting in franchise history, posting a 46.2-yard average in 2023 (No. 2) and a 46.1-yard mark last season (No. 3).
- » Helped Rams K Matt Gay connect on 60 of 64 FGs in 2021-22, a 93.8 percentage that ranked No. 2 in the NFL over that span.
- » Handled snapping duties for the Packers during three playoff contests in 2023-24 and for the Rams for all four of their postseason games in 2021 as the team captured a world title with a win over the Cincinnati Bengals in Super Bowl LVI.
- » Played in 46 games with eight starts during his five seasons at Azusa Pacific (2013-15, 2017-18), seeing time at tight end and long snapper.

**2025 SEASON:** Has played in all four games, handling the snapping duties for all punts and placements...**Vs. Detroit (Sept. 7):** Played eight special teams snaps, handling snapping duties for all punts and placements. Snapped for P Daniel Whelan, who placed two punts inside the 20...**Vs. Washington (Sept. 11):** Appeared on 10 special teams snaps, handling snapping duties for all punts and placements. Helped K Brandon McManus connect on a season-long 56-yard FG in the fourth quarter...**At Cleveland (Sept. 21):** Saw action on eight special teams snaps, handling snapping duties for all punts and placements...**At Dallas (Sept. 28):** Played nine special teams snaps, handling snapping duties for all punts and placements. Snapped for Whelan, who placed both punts inside the 20, and McManus, who converted on FG attempts as time expired in regulation and in overtime.

### MATT ORZECH'S NFL REGULAR-SEASON STATISTICS

DATE	TEAM	GP
2019	Jaguars	16
2021	Rams	17
2022	Rams	17
2023	Packers	17
2024	Packers	17
2025	Packers	4
NFL TOTALS		88

### MATT ORZECH'S NFL POSTSEASON STATISTICS

DATE	TEAM	GP
2021	Rams	4
2023	Packers	2
2024	Packers	1
NFL TOTALS		7

### 2025 GXG REGULAR SEASON (PACKERS)

DATE	OPPONENT	P
09/07	Lions	P
09/11	Commanders	P
09/21	at Browns	P
09/28	at Cowboys	P
2025 TOTALS		4

### 2025 GXG REGULAR SEASON (PACKERS)

DATE	OPPONENT	P/S	RECEIVING					RUSHING				
			NO.	YDS.	AVG.	LG	TD	NO.	YDS.	AVG.	LG	TD
09/07	Lions	P	0	0	0.0	0	0	0	0	0.0	0	0
09/11	Commanders	P	0	0	0.0	0	0	0	0	0.0	0	0
09/21	at Browns	P	0	0	0.0	0	0	0	0	0.0	0	0
09/28	at Cowboys	P	0	0	0.0	0	0	0	0	0.0	0	0
2025 TOTALS			4-0	0	0	0.0	0	0	0	0.0	0	0



# MICAH PARSONS

1

DEFENSIVE LINEMAN  
PENN STATE

Fifth NFL Season | First Packers Season



Ht: 6-3 | Wt: 250 | Born: May 26, 1999 | NFL Games Played/Started: 67/66 | Acquired: T-25 (Dal.)

## AT A GLANCE

- » Acquired by the Packers from the Cowboys on Aug. 28 in exchange for DL Kenny Clark and first-round draft selections in 2026 and 2027.
- » Was originally selected in the first round (No. 12 overall) of the 2021 NFL Draft by Dallas.
- » Ranks in the top five in the league in sacks (55, No. 5), QB hits (121, No. 4, per TruMedia) and Next Gen Stat QB pressures (328, tied for No. 1) since entering the NFL in 2021.
- » Registered 12-plus sacks in each of his first four NFL seasons (2021-24), joining DE Reggie White (1985-88) as the only players in league history (since 1982) to accomplish that feat.
- » Posted 52.5 sacks in 2021-24, the fifth-most sacks by a player in his first four seasons in league history (since 1982). Posted 18 multi-sack games over that span, tied for the second most in an NFL player's first four seasons (White, 23).
- » Was one of only three NFL players to register 50-plus sacks and 300-plus QB pressures in 2021-24, joining Bengals DE Trey Hendrickson and Browns DE Myles Garrett.
- » Earned All-Pro honors from The Associated Press three times (first-team honors in 2021-22 and second-team recognition in 2023), and in 2021 became the first Cowboy to win AP Defensive Rookie of the Year.
- » As a sophomore at Penn State in 2019, played in all 13 games with 12 starts and led the defense for the second consecutive season, finishing with 109 tackles (25 more than the second place finisher), 14 tackles for losses (second), 5.0 sacks (tied for third), five breakups, four hurries, four forced fumbles and a fumble recovery.

**2025 SEASON:** Has played in four games with three starts, recording eight tackles (four solo), 2.5 sacks (No. 2 on the team), a tackle for a loss, eight QB hits (No. 1 on the team, tied for No. 10 in the NFL) and a team-best 26 Next Gen Stat pressures (tied for No. 4 in the NFL). Has posted seven-plus Next Gen Stats QB pressures in each of the last three games (Weeks 2-4). Dating back to 2016, it is just the third time that an NFL player has accomplished that feat in a single season, including the second time by Parsons (Weeks 11-13 in 2023 / Danielle Hunter, Weeks 12, 14-15 in 2023)...**Vs. Detroit (Sept. 7):** Played 30 defensive snaps in his Packers debut, recording a tackle (solo), a tackle for a loss, a QB hit and a sack when he chased down QB Jared Goff, who fled the pocket, for a loss of 4 yards on a second-and-10 with just over four minutes to play in the fourth quarter. It marked his fourth straight Week 1 game with at least one sack. Finished No. 2 on the team with three NGS QB pressures, including pressuring Goff late in the second quarter on a play that resulted in an interception by S Evan Williams...**Vs. Washington (Sept. 11):** Made first start as a Packer, appearing on 47 defensive snaps and registering two tackles (both assists), a team-best three QB hits, a half-sack and eight NGS QB pressures. Beat the tackle with an inside move and teamed with LB Edgerrin Cooper to take down QB Jayden Daniels on a third-and-3 early in the third quarter...**At Cleveland (Sept. 21):** Started and appeared in 51 defensive snaps, posting two tackles (both solo), two QB hits and a team-best eight NGS QB pressures. Is the only player in the NFL this season to register two games with eight-plus NGS QB pressures. Week 3 was the league-high 15th time he has posted eight-plus QB pressures in a game since entering the NFL in 2021 (per TruMedia)...**At Dallas (Sept. 28):** Started and played 47 defensive snaps, recording three tackles (one solo), a sack, two QB hits and seven NGS QB pressures. Has 13.5 sacks over his last 13 games. His three stops were for 2, 1 and 0 yards. With Dallas at the Green Bay 4, chased down QB Dak Prescott for a sack, forcing a third down that resulted in an incompletion.

## REGULAR-SEASON COMPARISON: DEFENSIVE - CINCINNATI BENGALS

DATE	OPP	W/L	GP/GS	TACKLES				SACK	YDS.	INT	TFL	PD	QBH	MISC		
				TOT	SOLO	ASST								TD	FF	FR
9/18/22	DAL vs. CIN	W	S	2	2	0	2.0	10.0	0	0	0	0	6	0	0	0
12/9/24	DAL vs. CIN	L	S	0	0	0	0.0	0.0	0	0	0	0	11	0	0	0
<b>TOTALS</b>		1/1	2/2	2	2	0	2.0	10.0	0	0	0	0	17	0	0	0

## MICAH PARSONS' NFL REGULAR-SEASON DEFENSIVE STATISTICS

		TACKLES										INTERCEPTIONS										ST				MISC	
YEAR	TEAM	GP	GS	TK	S	A	TFL	YDS	SK	YDS	QBH	NO	YDS	LG	TD	PD	FF	FR	TD	YDS	TK	S	A	FF	FR	S	A
2021	Cowboys	16	16	64	52	12	35	13.0	120.0	42	0	0	0	0	3	3	0	0	0	0	0	0	0	0	0	0	0
2022	Cowboys	17	17	54	34	20	5	10	13.5	89.0	69	0	0	0	3	3	3	1	36	0	0	0	0	0	0	0	0
2023	Cowboys	17	17	56	27	29	7	17	14.0	116.0	91	0	0	0	2	1	1	0	0	0	0	0	0	0	0	0	0
2024	Cowboys	13	13	38	20	18	2	6	12.0	82.0	72	0	0	0	1	2	0	0	0	0	0	0	0	0	0	0	0
2025	Packers	4	3	8	4	1	4	2.5	9.0	8	0	0	0	0	0	0	0	0	0	0	0	0	0	0	0	0	0
NFL TOTALS		67	66	220	137	83	27	72	55.0	416.0	282	0	0	0	9	9	4	1	36	0	0	0	0	0	0	0	0

## MICAH PARSONS' NFL POSTSEASON DEFENSIVE STATISTICS

YEAR	TEAM	TACKLES										INTERCEPTIONS										ST				MISC	
		GP	GS	TK	S	A	TFL	YDS	SK	YDS	QBH	NO	YDS	LG	TD	PD	FF	FR	TD	YDS	TK	S	A	FF	FR	S	A
2021	Cowboys	1	1	8	6	2	2	3	0.0	0.0	1	0	0	0	0	0	0	0	0	0	0	0	0	0	0	0	0
2022	Cowboys	2	2	7	4	3	1	2	1.0	8.0	15	0	0	0	0	3	0	0	0	0	0	0	0	0	0	0	0
2023	Cowboys	1	1	2	1	1	0	0	0.0	0.0	3	0	0	0	0	0	0	0	0	0	0	0	0	0	0	0	0
NFL TOTALS		4	4	17	11	6	3	5	1.0	8.0	19	0	0	0	0	3	0	0	0	0	0	0	0	0	0	0	0



SINGLE-GAME HIGHS: DEFENSIVE

Total Tackles	9 vs. New York Giants, Oct 10, 2021 8 at Minnesota Vikings, Oct 31, 2021
Solo Tackles	7 at Minnesota Vikings, Oct 31, 2021 7 vs. New York Giants, Oct 10, 2021
Sacks	2.5 vs. Washington Commanders, Jan 05, 2025 2.5 at Carolina Panthers, Nov 19, 2023 ...1 more at 2.5.
Passes Defensed	2 at Philadelphia Eagles, Oct 16, 2022 1 at Cleveland Browns, Sep 08, 2024 ...6 more at 1.

Forced Fumbles	1 vs. Tampa Bay Buccaneers, Dec 22, 2024 1 vs. Philadelphia Eagles, Nov 10, 2024 ...7 more at 1.
Fumble Recoveries	1 vs. New York Jets, Sep 17, 2023 1 at Tennessee Titans, Dec 29, 2022 ...2 more at 1.
Tackles For Loss	4 at Minnesota Vikings, Oct 31, 2021 2 vs. Detroit Lions, Dec 30, 2023 ...2 more at 2.

2025 GXG REGULAR SEASON (PACKERS)

DATE OPPONENT	P/S	TK	S	A	SK	YDS	INT	PD	FF	FR
09/07 Lions	P	1	1	0	1.0	4.0	0	0	0	0
09/11 Commanders	S	2	0	2	0.5	5.0	0	0	0	0
09/21 at Browns	S	2	2	0	0.0	0.0	0	0	0	0
09/28 at Cowboys	S	3	1	2	1.0	0.0	0	0	0	0
2025 TOTALS	4-3	8	4	4	2.5	9.0	0	0	0	0

# JAYDEN REED

## 11

WIDE RECEIVER  
MICHIGAN STATE

Third NFL Season | Third Packers Season



Ht: 5-11 | Wt: 187 | Born: April 28, 2000 | NFL Games Played/Started: 35/24 | Acquired: D2b-23

### AT A GLANCE

- » Is the only player in league history to post 750-plus receiving yards, 55-plus receptions, six-plus receiving TDs, 100-plus rushing yards and a rushing TD in each of his first two NFL seasons (2023-24) and is one of just three NFL players to hit those marks in back-to-back seasons (WR Bobby Mitchell, 1966-67; RB Marshall Faulk, 2000-01).
- » Among wide receivers with 100-plus targets, ranks No. 1 in the NFL since 2023 in passer rating when targeted (127.4).
- » Is the only WR in team history to post 900-plus yards from scrimmage in both of his first two seasons.
- » Was the only player in the NFL in 2024 with 800-plus receiving yards (857) and 150-plus rushing yards (163) and became the first player to hit those marks in a season in team history.
- » Set a franchise rookie record with 64 receptions in 2023, eclipsing WR Sterling Sharpe's mark of 55 catches in 1988. His 119 career catches rank No. 2 by a Packer in his first two NFL seasons behind only Sharpe (145 in 1988-89).
- » Became the first rookie in NFL history to post 100-plus rushing yards, multiple rushing TDs, 60-plus receptions, 750-plus receiving yards and eight-plus receiving TDs.
- » Played three seasons at Michigan State (2020-22), earning second-team All-Big Ten honors from the coaches as a receiver and third-team recognition as a kick/punt returner from the media in 2022.

**2025 SEASON:** Has appeared in two games with one start, posting three receptions for 45 yards (15.0 avg.) and a TD along with two punt returns for 21 yards (10.5 avg.)...Was placed on injured reserve on Sept. 20...**Vs. Detroit (Sept. 7):** Played 18 snaps on offense and posted a team-high three catches for 45 yards (15.0 avg.), including a 17-yard TD grab midway through the second quarter. Also returned two punts for 21 yards (10.5 avg.), including a 20-yarder early in the fourth quarter...**Vs. Washington (Sept. 11):** Played five snaps, but sustained a shoulder injury on Green Bay's opening drive attempting to make a TD catch and did not return.

### JAYDEN REED'S NFL REGULAR-SEASON RUSHING/RECEIVING STATISTICS

DATE	TEAM	GP	GS	RECEIVING					RUSHING				
				NO.	YDS.	AVG.	LG	TD	NO.	YDS.	AVG.	LG	TD
2023	Packers	16	13	64	793	12.4	59	8	11	119	10.8	32t	2
2024	Packers	17	10	55	857	15.6	70t	6	20	163	8.2	33t	1
2025	Packers	2	1	3	45	15.0	26	1	0	0	0.0	0	0
NFL TOTALS		35	24	122	1,695	13.9	70t	15	31	282	9.1	33t	3

### JAYDEN REED'S NFL POSTSEASON RUSHING/RECEIVING STATISTICS

DATE	TEAM	GP	GS	RECEIVING					RUSHING				
				NO.	YDS.	AVG.	LG	TD	NO.	YDS.	AVG.	LG	TD
2023	Packers	2	1	4	35	8.8	27	0	1	9	9.0	9	0
2024	Packers	1	1	4	46	11.5	20	0	0	0	0.0	0	0
NFL TOTALS		3	2	8	81	10.1	27	0	1	9	9.0	9	0

### JAYDEN REED'S NFL REGULAR-SEASON RETURN STATISTICS

PUNT RETURNS							
DATE	TEAM	NO.	FC	YDS.	AVG.	LG	TD
2023	Packers	11	14	94	8.5	35	0
2024	Packers	14	30	110	7.9	16	0
2025	Packers	2	0	21	10.5	20	0
NFL TOTALS		27	44	225	8.3	35	0

### JAYDEN REED'S NFL POSTSEASON RETURN STATISTICS

PUNT RETURNS							
DATE	TEAM	NO.	FC	YDS.	AVG.	LG	TD
2023	Packers	2	4	16	8.0	12	0
2024	Packers	2	1	26	13.0	20	0
NFL TOTALS		4	5	42	10.5	20	0



SINGLE-GAME HIGHS: RUSHING/RECEIVING/RETURNS

Rush Attempts	4 at New York Giants, Dec 11, 2023	Longest Receptions	70t at Philadelphia Eagles, Sep 06, 2024
	3 vs. Chicago Bears, Jan 05, 2025		59 vs. Chicago Bears, Jan 07, 2024
	...2 more at 3.		2 vs. Miami Dolphins, Nov 28, 2024
Rushing Yards	46 vs. Los Angeles Chargers, Nov 19, 2023	Receiving TDs	2 at Minnesota Vikings, Dec 31, 2023
	38 at New York Giants, Dec 11, 2023		...1 more at 2.
Longest Runs	33t at Philadelphia Eagles, Sep 06, 2024	Punt Return Yards	54 at Chicago Bears, Sep 10, 2023
	32t vs. Los Angeles Chargers, Nov 19, 2023		22 vs. Los Angeles Rams, Nov 05, 2023
Rushing TDs	1 at New York Giants, Dec 11, 2023	Longest Punt Return	35 at Chicago Bears, Sep 10, 2023
	1 vs. Los Angeles Chargers, Nov 19, 2023		22 vs. Los Angeles Rams, Nov 05, 2023
Receptions	8 at New York Giants, Dec 11, 2023	Punt Returns	3 at Chicago Bears, Sep 10, 2023
	7 vs. Minnesota Vikings, Sep 29, 2024		2 vs. Detroit Lions, Sep 07, 2025
Receiving Yards	139 vs. Minnesota Vikings, Sep 29, 2024	Most TDs	...6 more at 2.
	138 at Philadelphia Eagles, Sep 06, 2024		2 vs. Miami Dolphins, Nov 28, 2024
Receiving Average	34.5 at Philadelphia Eagles, Sep 06, 2024	Scrimmage Yards	2 at Philadelphia Eagles, Sep 06, 2024
	28.0 vs. Chicago Bears, Jan 07, 2024		...2 more at 2.
			171 at Philadelphia Eagles, Sep 06, 2024
			141 vs. Minnesota Vikings, Sep 29, 2024

2025 GXG REGULAR SEASON (PACKERS)

DATE	OPPONENT	P/S	RECEIVING					RUSHING				
			NO.	YDS.	AVG.	LG	TD	NO.	YDS.	AVG.	LG	TD
09/07	Lions	P	3	45	15.0	26	1	0	0	0.0	0	0
09/11	Commanders	S	0	0	0.0	0	0	0	0	0.0	0	0
09/21	at Browns							INJURED RESERVE				
09/28	at Cowboys							INJURED RESERVE				
2025 TOTALS		2-1	3	45	15.0	26	1	0	0	0.0	0	0

2025 GXG REGULAR SEASON (PACKERS)

DATE	OPPONENT	P/S	KICKOFF RETURNS					PUNT RETURNS					W/L	SCORE
			RET	YDS	AVG	LG	TD	NO	FC	YDS	AVG	LG	TD	
09/07	Lions	P	0	0	0.0	0	0	2	0	21	10.5	20	0	W 27-13
09/11	Commanders	S	0	0	0.0	0	0	0	0	0	0.0	0	0	W 27-18
09/21	at Browns							INJURED RESERVE					L	10-13
09/28	at Cowboys							INJURED RESERVE					T	40-40+
2025 TOTALS		2-1	0	0	0.0	0	0	2	0	21	10.5	20	0	2-1

+ - Overtime

# SEAN RHYAN

## 75

GUARD  
UCLA

Fourth NFL Season | Fourth Packers Season



Ht: 6-5 | Wt: 321 | Born: September 15, 2000 | NFL Games Played/Started: 34/21 | Acquired: D3-22

### AT A GLANCE

- » Started all 17 games at right guard in 2024 and helped the offense rank No. 2 in sacks allowed (22) and No. 5 in total offense (370.8 ypg), rushing offense (146.8 ypg) and yards per play (6.14), one of only two teams in the league (Baltimore) to rank in the top five in the NFL in all four of those categories and the Packers' first time doing so since 2003.
- » Part of an offense that posted 2,496 rushing yards last season, the second most in a season in team history (2,558 in 2003), and 142 rushing first downs, tied for the second most in franchise history (145 in 1962).
- » Played in 12 contests for the Packers in 2023, splitting time at RG with Jon Runyan for the final four regular-season games and both playoff contests.
- » Part of a line that did not allow a sack in the 2023 playoffs, the first time in franchise history that the Packers did not give up a sack in back-to-back games in a single postseason.
- » Selected by the Packers in the third round (No. 92 overall) of the 2022 NFL Draft, becoming the first UCLA offensive lineman to be drafted by Green Bay since C Mike Flanagan (third round) in 1996.
- » Started all 31 games he appeared in at LT during his three years at UCLA, helping the Bruins rank No. 2 in the Pac-12 with an average of 193.5 rushing yards per game from 2019-21.

**2025 SEASON:** Has started all four games at RG...**Vs. Detroit (Sept. 7):** Started at RG and appeared on 33 of 48 snaps as part of a line that did not allow a sack of QB Jordan Love. Helped protect Love as he connected on 16 of 22 passes for 188 yards and two TDs with no INTs (128.6 rating)...**Vs. Washington (Sept. 11):** Started at RG and played all 68 snaps, helping to block for Love as he threw for 292 yards and two TDs with no INTs on 19-of-31 passing (113.9 rating)...**At Cleveland (Sept. 21):** Started at RG and played all 65 snaps...**At Dallas (Sept. 28):** Started at RG and played all 83 snaps, part of a line that allowed just one sack and protected Love as he threw for 337 yards and three TDs with no INTs (118.1 rating). Helped the offense register season highs for total yards (489), rushing yards (164) and first downs (32).

### SEAN RHYAN'S NFL REGULAR-SEASON STATISTICS

DATE	TEAM	GP	GS
2022	Packers	1	0
2023	Packers	12	0
2024	Packers	17	17
2025	Packers	4	4
NFL TOTALS		34	21

### SEAN RHYAN'S NFL POSTSEASON STATISTICS

DATE	TEAM	GP	GS
2023	Packers	2	0
2024	Packers	1	1
NFL TOTALS		3	1

### 2025 GXG REGULAR SEASON (PACKERS)

DATE	OPPONENT	P/S
09/07	Lions	S
09/11	Commanders	S
09/21	at Browns	S
09/28	at Cowboys	S
2025 TOTALS		4-4

BEN  
SIMS  
89

TIGHT END  
BAYLOR

Third NFL Season | Third Packers Season

Ht: 6-5 | Wt: 250 | Born: May 16, 2000 | NFL Games Played/Started: 36/6 | Acquired: W-23 (Min.)

AT A GLANCE

- » Played in all 34 games over the last two seasons with six starts, one of four players on offense to appear in every game for Green Bay in 2023-24.
- » Made a career-high five starts last season, finishing with four catches for 42 yards (10.5 avg.)
- » Played in all 17 games with one start for Green Bay as a rookie in 2023, posting four catches for 21 yards (5.3 avg.) and a TD.
- » Registered his first TD catch in the NFL vs. Kansas City in Week 13 in 2023, capping off Green Bay's opening drive with a 1-yard TD grab from QB Jordan Love.
- » Signed with the Minnesota Vikings as an undrafted free agent in May 2023 and was claimed off waivers by the Packers on Aug. 31, 2023.
- » Among tight ends at Baylor, finished No. 1 in school history in receiving TDs (12), No. 2 in receptions (78) and No. 4 in receiving yards (785).
- » Caught nine TD passes in 2021, the most by a tight end in a season in school history.

**2025 SEASON:** Has appeared in two games and has been inactive (healthy scratch) for the other two contests...**Vs. Detroit (Sept. 7):** Inactive (healthy scratch)...**Vs. Washington (Sept. 11):** Inactive (healthy scratch)...**At Cleveland (Sept. 21):** Made his season debut, appearing on three snaps on special teams...**At Dallas (Sept. 28):** Played seven snaps on special teams.

BEN SIMS' NFL REGULAR-SEASON RECEIVING STATISTICS

DATE	TEAM	GP	GS	RECEIVING					TD
				NO.	YDS.	AVG.	LG		
2023	Packers	17	1	4	21	5.3	12	1	
2024	Packers	17	5	4	42	10.5	28	0	
2025	Packers	2	0	0	0	0.0	0	0	
NFL TOTALS		36	6	8	63	7.9	28	1	

BEN SIMS' NFL POSTSEASON RECEIVING STATISTICS

DATE	TEAM	GP	GS	RECEIVING					TD
				NO.	YDS.	AVG.	LG		
2023	Packers	2	0	1	4	4.0	4	0	
NFL TOTALS		2	0	1	4	4.0	4	0	

SINGLE-GAME HIGHS: RECEIVING

Receptions	2 vs. Arizona Cardinals, Oct 13, 2024	Longest Receptions	28 vs. Arizona Cardinals, Oct 13, 2024
	1 at Minnesota Vikings, Dec 31, 2023		12 at Las Vegas Raiders, Oct 09, 2023
	...3 more at 1.		
Receiving Yards	38 vs. Arizona Cardinals, Oct 13, 2024	Receiving TDs	1 vs. Kansas City Chiefs, Dec 03, 2023
	12 at Las Vegas Raiders, Oct 09, 2023		

2025 GXG REGULAR SEASON (PACKERS)

DATE	OPPONENT	P/S	RECEIVING					RUSHING				
			NO.	YDS.	AVG.	LG	TD	NO.	YDS.	AVG.	LG	TD
09/07	Lions											
09/11	Commanders											
09/21	at Browns	P	0	0	0.0	0	0	0	0	0.0	0	0
09/28	at Cowboys	P	0	0	0.0	0	0	0	0	0.0	0	0
2025 TOTALS		2-0	0	0	0.0	0	0	0	0	0.0	0	0

2025 GREEN BAY PACKERS

54

PLAYERS

# BARRYN SORRELL

## 99

DEFENSIVE LINEMAN  
TEXAS

Rookie



Ht: 6-3 | Wt: 256 | Born: December 22, 2002 | NFL Games Played/Started: 3/0 | Acquired: D4-25

### AT A GLANCE

- » Played in 49 games with 40 starts in four seasons (2021-24) at Texas, starting his final 30 college contests and leading the Longhorns with 15½ sacks over his final three seasons.
- » In 2024, tied his career high with 44 tackles (16 solo) while setting career highs for tackles for a loss (11), sacks (six) and QB hurries (team-high 12).
- » Was the only Longhorn with 10-plus tackles for a loss, 10-plus QB hurries and six-plus sacks in 2024.
- » Earned All-Big 12 honorable mention from the league's coaches in 2023 after recording 37 tackles (career-high 17 solo), four sacks, 4½ tackles for a loss and a team-best 10 QB hurries.
- » Selected by the Packers in the fourth round (No. 124 overall) of the 2025 NFL Draft, becoming the first defensive player from the University of Texas to be drafted by Green Bay since DB Bobby Dillon in 1952.
- » Was an all-state and academic all-state honoree as well as an all-district selection at Holy Cross High School (New Orleans, La.), where he played defensive end, defensive tackle and tight end during his career.

**2025 SEASON:** Has played in three games and has recorded a half-sack...**Vs. Detroit (Sept. 7):** Inactive (knee)...**Vs. Washington (Sept. 11):** Made his NFL debut, appearing on eight defensive snaps. Recorded his first NFL sack when he split a sack of QB Jayden Daniels with DL Karl Brooks in the fourth quarter...**At Cleveland (Sept. 21):** Played six defensive snaps and six snaps on special teams...**At Dallas (Sept. 28):** Played eight snaps on defense and eight special teams snaps.

### BARRYN SORRELL'S NFL REGULAR-SEASON DEFENSIVE STATISTICS

YEAR	TEAM	GP	GS	TACKLES								INTERCEPTIONS								ST				MISC			
				TK	S	A	TFL	YDS	SK	YDS	QBH	NO	YDS	LG	TD	PD	FF	FR	TD	YDS	TK	S	A	FF	FR	S	A
2025	Packers	3	0	1	0	1	0	0	0.5	1.0	1	0	0	0	0	0	0	0	0	0	0	0	0	0	0	0	0
NFL TOTALS		3	0	1	0	1	0	0	0.5	1.0	1	0	0	0	0	0	0	0	0	0	0	0	0	0	0	0	0

### 2025 GXG REGULAR SEASON (PACKERS)

DATE	OPPONENT	P/S	TK	S	A	SK	YDS	INT	PD	FF	FR
09/07	Lions		INACTIVE/INJURY								
09/11	Commanders	P	1	0	1	0.5	1.0	0	0	0	0
09/21	at Browns	P	0	0	0	0.0	0.0	0	0	0	0
09/28	at Cowboys	P	0	0	0	0.0	0.0	0	0	0	0
2025 TOTALS		3-0	1	0	1	0.5	1.0	0	0	0	0

### BARRYN SORRELL'S COLLEGE DEFENSIVE STATISTICS

		TACKLES										INTERCEPTIONS										ST				MISC	
YEAR	TEAM	GP	GS	TK	S	A	TFL	YDS	SK	YDS	QBH	NO	YDS	LG	TD	PD	FF	FR	TD	YDS	TK	S	A	FF	FR	S	A
2021	Texas	6	0	7	3	4	1.0	3.0	0.0	0.0	0	0	0	0	0	0	0	0	0	0	0	0	0	0	0	0	0
2022	Texas	13	10	44	16	28	9.0	55.0	5.5	46.0	7	0	0	0	0	1	1	0	0	0	0	0	0	0	0	0	0
2023	Texas	14	14	37	17	20	4.5	33.0	4.0	32.0	11	0	0	0	0	0	0	0	0	0	0	0	0	0	0	0	0
2024	Texas	16	16	44	16	28	11.0	54.0	6.0	37.0	12	0	0	0	0	1	0	0	0	0	0	0	0	0	0	0	0
TOTALS		49	40	132	52	80	25.5	145.0	15.5	115.0	30	0	0	0	0	2	1	0	0	0	0	0	0	0	0	0	0

# NAZIR STACKHOUSE 93

DEFENSIVE LINEMAN  
GEORGIA

Rookie



Ht: 6-4 | Wt: 327 | Born: April 18, 2002 | NFL Games Played/Started: 4/0 | Acquired: FA-25

## AT A GLANCE

- » Signed by Green Bay as an undrafted free agent on May 2, 2025.
- » Played in 59 games with 42 starts in five seasons at Georgia (2020-24), recording 96 tackles (46 solo), nine tackles for a loss, three sacks, three passes defended, an interception and a blocked kick on special teams.
- » Was part of two national championship teams for the Bulldogs, helping Georgia win back-to-back titles in 2021-22.

**2025 SEASON:** Has played in all four games on defense and special teams, recording four tackles (two solo) on defense...**Vs. Detroit (Sept. 7):** Made his NFL debut, playing eight defensive snaps and four snaps on special teams. Recorded his first career tackle (assist) on a 4-yard run by RB David Montgomery in the first quarter...**Vs. Washington (Sept. 11):** Played three defensive snaps and six snaps on special teams...**At Cleveland (Sept. 21):** Played 10 defensive snaps and five special teams snaps...**At Dallas (Sept. 28):** Played 27 defensive snaps, recording a career-high three tackles (two solo). Also saw action on six special teams snaps.

## NAZIR STACKHOUSE'S NFL REGULAR-SEASON DEFENSIVE STATISTICS

YEAR	TEAM	GP	GS	TK	S	A	TFL	TACKLES				INTERCEPTIONS										ST				MISC	
								YDS	SK	YDS	QBH	NO	YDS	LG	TD	PD	FF	FR	TD	YDS	TK	S	A	FF	FR	S	A
2025	Packers	4	0	4	2	2	0	0	0.0	0.0	0	0	0	0	0	0	0	0	0	0	0	0	0	0	0	0	0
NFL TOTALS		4	0	4	2	2	0	0	0.0	0.0	0	0	0	0	0	0	0	0	0	0	0	0	0	0	0	0	0

## SINGLE-GAME HIGHS: DEFENSIVE

Total Tackles 3 at Dallas Cowboys, Sep 28, 2025  
1 vs. Detroit Lions, Sep 07, 2025

Solo Tackles

2 at Dallas Cowboys, Sep 28, 2025

## 2025 GYG REGULAR SEASON (PACKERS)

DATE	OPPONENT	P/S	TK	S	A	SK	YDS	INT	PD	FF	FR
09/07	Lions	P	1	0	1	0.0	0.0	0	0	0	0
09/11	Commanders	P	0	0	0	0.0	0.0	0	0	0	0
09/21	at Browns	P	0	0	0	0.0	0.0	0	0	0	0
09/28	at Cowboys	P	3	2	1	0.0	0.0	0	0	0	0
2025 TOTALS		4-0	4	2	2	0.0	0.0	0	0	0	0

# ZACH TOM 50

OFFENSIVE LINEMAN  
WAKE FOREST

Fourth NFL Season | Fourth Packers Season



Ht: 6-4 | Wt: 304 | Born: March 26, 1999 | NFL Games Played/Started: 45/41 | Acquired: D4b-22

## AT A GLANCE

- » Has played in 45 games with 41 starts in his first four NFL seasons, opening games at three different spots on the offensive line (36 at RT, four at LT, one at LG).
- » Was one of only two offensive linemen in the NFL (Texans T Tytus Howard) to start 35-plus games in 2022-24 and not be penalized for holding (per TruMedia).
- » Part of a line that has allowed one sack/zero sacks in 22 of the 41 games that he has started in his career.
- » In his first two seasons as a full-time starter (2023-24), helped Green Bay rank No. 2 in the NFL over that span in sacks allowed (52) and sack percentage (4.7).
- » Started all 17 games at RT last season and earned first-team All-Pro honors from Pro Football Focus after helping the Packers rank No. 2 in sacks allowed (22) and No. 5 in total offense (370.8 ypg), rushing offense (146.8 ypg) and yards per play (6.14), Green Bay's first time finishing in the top five in all of those categories since 2003.
- » Started every game at RT in 2023 and helped the Packers rank No. 3 in the NFL in sacks allowed (30) and No. 4 in sack percentage (4.9).
- » Appeared in 48 games with 37 starts (23 at LT, 14 at C) over the course of four seasons at Wake Forest (2018-21), giving up just two sacks in 3,107 collegiate snaps.

**2025 SEASON:** Has played in two games, starting both at RT...Has been inactive for one game...**Vs. Detroit (Sept. 7):** Started at RT and appeared on 30 of 48 snaps as part of a line that did not allow a sack of QB Jordan Love. Helped protect Love as he connected on 16 of 22 passes for 188 yards and two TDs with no INTs (128.6 rating). Sustained a hip injury late in the third quarter and did not return...**Vs. Washington (Sept. 11):** Inactive (oblique)...**At Cleveland (Sept. 21):** Started at RT, but departed the game after one snap due to an oblique injury...**At Dallas (Sept. 28):** Inactive (oblique).

## ZACH TOM'S NFL REGULAR-SEASON STATISTICS

DATE	TEAM	GP	GS
2022	Packers	9	5
2023	Packers	17	17
2024	Packers	17	17
2025	Packers	2	2
NFL TOTALS		45	41

## ZACH TOM'S NFL POSTSEASON STATISTICS

DATE	TEAM	GP	GS
2023	Packers	2	2
2024	Packers	1	1
NFL TOTALS		3	3

## 2025 GXG REGULAR SEASON (PACKERS)

DATE	OPPONENT	P/S	
09/07	Lions	S	INACTIVE/INJURY
09/11	Commanders		
09/21	at Browns	S	
09/28	at Cowboys		INACTIVE/INJURY
2025 TOTALS		2-2	



# CARRINGTON VALENTINE

## 24

CORNERBACK  
KENTUCKY

Third NFL Season | Third Packers Season



Ht: 6-0 | Wt: 189 | Born: September 9, 2001 | NFL Games Played/Started: 36/20 | Acquired: D7a-23

### AT A GLANCE

- » Saw action in 15 games with seven starts in 2024, recording 30 tackles (16 solo), five passes defended (No. 4 on the team), a career-high two interceptions and a career-best two forced fumbles.
- » Led the team and ranked No. 7 among NFL rookies with nine passes defended in 2023. Dating back to 2000, became the sixth Green Bay rookie to post nine-plus passes defended and the first since CB Eric Stokes (14) in 2021.
- » Played in all 17 games with 12 starts and recorded 42 tackles (32 solo) and a fumble recovery as a rookie in 2023.
- » Started all three playoff games in his first two seasons (2023-24) and posted 17 tackles (team-best 12 solo), the second most on the team over that span (CB Keisean Nixon, 18).
- » Played in 35 career games with 25 straight starts to finish his career at Kentucky (2020-22). In 2022, led the Wildcats and ranked No. 9 in the Southeastern Conference in passes defended with 11.

**2025 SEASON:** Has played in all four games with one start, recording seven tackles (five solo)...**Vs. Detroit (Sept. 7):** Started and played all 67 defensive snaps, recording one solo tackle. Also played eight special teams snaps...**Vs. Washington (Sept. 11):** Played 42 defensive snaps and registered two solo tackles. Also saw action on eight special teams snaps...**At Cleveland (Sept. 21):** Appeared on 22 defensive snaps and recorded an assisted tackle. Also played seven special teams snaps...**At Dallas (Sept. 28):** Played 24 defensive snaps, recording three tackles (two solo). Also appeared on 14 special teams snaps.

### CARRINGTON VALENTINE'S NFL REGULAR-SEASON DEFENSIVE STATISTICS

		TACKLES										INTERCEPTIONS										ST				MISC	
YEAR	TEAM	GP	GS	TK	S	A	TFL	YDS	SK	YDS	QBH	NO	YDS	LG	TD	PD	FF	FR	TD	YDS	TK	S	A	FF	FR	S	A
2023	Packers	17	12	42	32	10	0	0	0.0	0.0	0	0	0	0	9	0	1	0	0	50	2	1	1	0	0	0	0
2024	Packers	15	7	30	16	14	0	0	0.0	0.0	0	2	51	31	0	5	2	0	0	0	2	2	0	0	0	0	0
2025	Packers	4	1	7	5	2	0	0	0.0	0.0	0	0	0	0	0	0	0	0	0	0	0	0	0	0	0	0	0
NFL TOTALS		36	20	79	53	26	0	0	0.0	0.0	0	2	51	31	0	14	2	1	0	50	4	3	1	0	0	0	0

### CARRINGTON VALENTINE'S NFL POSTSEASON DEFENSIVE STATISTICS

		TACKLES									INTERCEPTIONS										ST				MISC		
YEAR	TEAM	GP	GS	TK	S	A	TFL	YDS	SK	YDS	QBH	NO	YDS	LG	TD	PD	FF	FR	TD	YDS	TK	S	A	FF	FR	S	A
2023	Packers	2	2	12	9	3	0	0	0.0	0.0	0	0	0	0	0	0	0	0	0	0	0	0	0	0	0	0	0
2024	Packers	1	1	5	3	2	0	0	0.0	0.0	0	0	0	0	0	0	0	0	0	0	0	0	0	0	0	0	0
NFL TOTALS		3	3	17	12	5	0	0	0.0	0.0	0	0	0	0	0	0	0	0	0	0	0	0	0	0	0	0	0

### SINGLE-GAME HIGHS: DEFENSIVE

**Total Tackles** 9 at Chicago Bears, Nov 17, 2024  
8 at Denver Broncos, Oct 22, 2023  
7 at Denver Broncos, Oct 22, 2023  
4 at Chicago Bears, Nov 17, 2024  
...3 more at 4.

**Passes Defended** 3 vs. Los Angeles Chargers, Nov 19, 2023  
3 vs. Los Angeles Rams, Nov 05, 2023

**Forced Fumbles** 1 vs. Chicago Bears, Jan 05, 2025  
1 vs. New Orleans Saints, Dec 23, 2024

**Fumble Recoveries** 1 at New York Giants, Dec 11, 2023

**Interceptions** 1 at Minnesota Vikings, Dec 29, 2024  
1 at Seattle Seahawks, Dec 15, 2024  
31 at Minnesota Vikings, Dec 29, 2024  
20 at Seattle Seahawks, Dec 15, 2024  
2 vs. Minnesota Vikings, Oct 29, 2023  
1 vs. Chicago Bears, Jan 05, 2025  
...1 more at 1.

**Interception Return Yards**

**Special Teams Tackles**

### 2025 GXG REGULAR SEASON (PACKERS)

DATE	OPPONENT	P/S	TK	S	A	SK	YDS	INT	PD	FF	FR
09/07	Lions	S	1	1	0	0.0	0.0	0	0	0	0
09/11	Commanders	P	2	2	0	0.0	0.0	0	0	0	0
09/21	at Browns	P	1	0	1	0.0	0.0	0	0	0	0
09/28	at Cowboys	P	3	2	1	0.0	0.0	0	0	0	0
2025 TOTALS		4-1	7	5	2	0.0	0.0	0	0	0	0

# LUKAS VAN NESS

## 90

DEFENSIVE LINEMAN  
IOWA

Third NFL Season | Third Packers Season



Ht: 6-5 | Wt: 272 | Born: July 6, 2001 | NFL Games Played/Started: 38/1 | Acquired: D1-23

### AT A GLANCE

- » Joined LB Clay Matthews as the only Packers since 2000 to post six-plus tackles for a loss in both of his first two NFL seasons (2023-24).
- » Played in all 17 contests in 2024 and was tied for No. 2 on the team with 27 Next Gen Stat QB pressures.
- » Saw action in all 17 games as a rookie in 2023, registering 32 tackles (24 solo), eight tackles for a loss (tied for No. 2 on the team), a pass defended, four sacks and 10 QB hits (No. 5 on the team).
- » Has appeared in all three postseason contests over his first two seasons, recording nine tackles (five solo), a sack, a QB hit and a tackle for a loss.
- » Earned second-team All-Big Ten honors from the conference's coaches and media as a redshirt sophomore in 2022, playing both end and tackle and recording 38 tackles (17 solo), a team-high 11 tackles for a loss and 6½ sacks (tied for team lead).
- » Earned first-team all-state honors from the Champaign News Gazette as a senior in 2019 at Barrington (Ill.) High School after posting 67 tackles, eight tackles for a loss, 17 QB pressures, five sacks, a forced fumble and a blocked punt.

**2025 SEASON:** Has played in all four games with one start, posting nine tackles (five solo), a half-sack, two tackles for a loss, four QB hits (No. 4 on the team) and 11 Next Gen Stat QB pressures (No. 3 on the team)...**Vs. Detroit (Sept. 7):** Started and played 36 defensive snaps, recording four tackles (one solo), a half-sack, a tackle for a loss, a QB hit and two NGS QB pressures. Teamed with DL Rashan Gary in the third quarter to bring QB Jared Goff down for a loss of 6 yards on third-and-6, forcing a punt. Tracked down RB Jahmyr Gibbs on a pass to the front flat for a loss of 2 yards on a third-and-7 in the first quarter, forcing a punt. All four of his stops came within 3 yards of the line of scrimmage (1, -2, 3, -6)...**Vs. Washington (Sept. 11):** Saw action on 35 defensive snaps, posting three tackles (all solo), a tackle for a loss, a QB hit and an NGS QB pressure. All three stops took place within 4 yards for line of scrimmage (-1, 4, 1)...**At Cleveland (Sept. 21):** Played 30 defensive snaps, recording two tackles (one solo) and two QB hits, and was No. 2 on the team with five NGS QB pressures. The plays he recorded a QB hit on resulted in an incompletion and an interception...**At Dallas (Sept. 28):** Saw action on 39 defensive snaps and tied for No. 2 on the team with three NGS QB pressures.

### LUKAS VAN NESS' NFL REGULAR-SEASON DEFENSIVE STATISTICS

		TACKLES										INTERCEPTIONS										ST				MISC			
YEAR	TEAM	GP	GS	TK	S	A	TFL	YDS	SK	YDS	QBH	NO	YDS	LG	TD	PD	FF	FR	TD	YDS	TK	S	A	FF	FR	S	A		
2023	Packers	17	0	32	24	8	8	40	4.0	31.0	10	0	0	0	0	1	0	0	0	0	0	0	0	0	0	0	0		
2024	Packers	17	0	30	20	10	6	29	3.0	6.0	6	0	0	0	0	0	1	1	0	0	3	2	1	0	0	0	0		
2025	Packers	4	1	9	5	4	2	3	0.5	3.0	4	0	0	0	0	0	0	0	0	0	0	0	0	0	0	0	0		
NFL TOTALS		38	1	71	49	22	16	72	7.5	40.0	20	0	0	0	0	1	1	1	0	0	3	2	1	0	0	0	0		

### LUKAS VAN NESS' NFL POSTSEASON DEFENSIVE STATISTICS

		TACKLES									INTERCEPTIONS										ST				MISC		
YEAR	TEAM	GP	GS	TK	S	A	TFL	YDS	SK	YDS	QBH	NO	YDS	LG	TD	PD	FF	FR	TD	YDS	TK	S	A	FF	FR	S	A
2023	Packers	2	0	5	4	1	1	5	1.0	5.0	1	0	0	0	0	0	0	0	0	0	0	0	0	0	0	0	0
2024	Packers	1	0	4	1	3	0	0	0.0	0.0	0	0	0	0	0	0	0	0	0	0	0	0	0	0	0	0	0
NFL TOTALS		3	0	9	5	4	1	5	1.0	5.0	1	0	0	0	0	0	0	0	0	0	0	0	0	0	0	0	0

### SINGLE-GAME HIGHS: DEFENSIVE

**Total Tackles** 5 at Los Angeles Rams, Oct 06, 2024  
4 vs. Detroit Lions, Sep 07, 2025  
...1 more at 4.  
**Solo Tackles** 3 vs. Washington Commanders, Sep 11, 2025  
3 at Jacksonville Jaguars, Oct 27, 2024  
...4 more at 3.  
**Sacks** 1.0 vs. Miami Dolphins, Nov 28, 2024  
1.0 vs. San Francisco 49ers, Nov 24, 2024  
...5 more at 1.0.  
**Passes Defended** 1 vs. Minnesota Vikings, Oct 29, 2023

**Forced Fumbles** 1 vs. San Francisco 49ers, Nov 24, 2024  
**Fumble Recoveries** 1 at Tennessee Titans, Sep 22, 2024  
**Tackles For Loss** 2 vs. Miami Dolphins, Nov 28, 2024  
1 vs. Washington Commanders, Sep 11, 2025  
...13 more at 1.  
**Special Teams Tackles** 1 vs. San Francisco 49ers, Nov 24, 2024  
1 at Tennessee Titans, Sep 22, 2024

### 2025 GXG REGULAR SEASON (PACKERS)


DATE	OPPONENT	P/S	TK	S	A	SK	YDS	INT	PD	FF	FR
09/07	Lions	S	4	1	3	0.5	3.0	0	0	0	0
09/11	Commanders	P	3	3	0	0.0	0.0	0	0	0	0
09/21	at Browns	P	2	1	1	0.0	0.0	0	0	0	0
09/28	at Cowboys	P	0	0	0	0.0	0.0	0	0	0	0
2025 TOTALS		4-1	9	5	4	0.5	3.0	0	0	0	0




QUAY  
WALKER  
7

LINEBACKER  
GEORGIA

Fourth NFL Season | Fourth Packers Season



 **Ht: 6-4 | Wt: 241 | Born: May 8, 2000 | NFL Games Played/Started: 48/47 | Acquired: D1a-22**

AT A GLANCE

- » Became just the second Packer (since 1975) to record 100-plus tackles in each of his first three NFL seasons (LB Nick Barnett, 2003-05).
- » Is one of only three Packers (since 1975) to lead the team in tackles in three straight seasons (Barnett, 2003-05; LB Blake Martinez, 2017-19).
- » Was one of only six NFL players to post 325-plus tackles, six-plus sacks, 20-plus tackles for a loss, 10-plus passes defended and three-plus forced fumbles from 2022-24.
- » Has averaged 9.33 tackles in three career postseason games, No. 6 in the NFL since 2023 (min. two playoff games).
- » Earned All-Rookie team honors from the Pro Football Writers of America in 2022, the first Green Bay inside LB to be selected to the team since A.J. Hawk in 2006.
- » Started at LB in all 15 games as a senior in 2021, tying for No. 3 on the team with a career-high 67 tackles (39 solo) while adding 5½ tackles for a loss, 1½ sacks and 25 QB pressures. Was part of a Georgia defense that ranked No. 1 in the country in 2021 in points allowed (10.2 ppg) and helped the Bulldogs win their first national championship since 1980.

**2025 SEASON:** Has started all four contests, posting a team-high 42 tackles, 22 solo tackles (tied for No. 1 on the team), three tackles for a loss (No. 2 on the team), two passes defended, two QB hits and three Next Gen Stat QB pressures...**Vs. Detroit (Sept. 7):** Played all 67 defensive snaps, tying for No. 2 on the team with nine tackles (six solo) while also posting two tackles for a loss (tied career high) and a pass defended. Five of his nine stops were within 3 yards of the line of scrimmage (-2, 3, 2, 0, -1)...**Vs. Washington (Sept. 11):** Played all 69 defensive snaps, finishing No. 2 on the team with eight tackles (four solo), a QB hit and two NGS QB pressures...**At Cleveland (Sept. 21):** One of three Packers to play all 66 defensive snaps, leading the team with 14 tackles (six solo) to go with a QB hit, a NGS QB pressure and a pass defended. It was the third-most tackles he has recorded in a game and the most since 2023...**At Dallas (Sept. 28):** Played on all 69 defensive snaps and led the team with 11 tackles (six solo) and a tackle for a loss. Posted back-to-back 10-plus-tackle games for the third time in his career (2022, 2024). Has 15 double-digit-tackle games in his career (including postseason).

QUAY WALKER'S NFL REGULAR-SEASON DEFENSIVE STATISTICS

YEAR	TEAM	TACKLES										INTERCEPTIONS										ST		MISC			
		GP	GS	TK	S	A	TFL	YDS	SK	YDS	QBH	NO	YDS	LG	TD	PD	FF	FR	TD	YDS	TK	S	A	FF	S	A	
2022	Packers	17	16	119	73	46	5	8	1.5	13.5	4	0	0	0	7	3	1	0	63	2	2	0	0	0	0	0	
2023	Packers	14	14	118	59	59	7	20	2.5	16.5	5	1	37	37½	1	3	0	0	0	0	0	0	0	0	0	0	
2024	Packers	13	13	102	72	30	9	33	2.5	19.0	3	0	0	0	2	0	0	0	0	0	0	0	0	0	0	0	
2025	Packers	4	4	42	22	20	3	4	0.0	0.0	2	0	0	0	2	0	0	0	0	0	0	0	0	0	0	0	
NFL TOTALS		48	47	381	226	155	24	65	6.5	49.0	14	1	37	37½	1	14	3	1	0	63	2	2	0	0	0	0	0

QUAY WALKER'S NFL POSTSEASON DEFENSIVE STATISTICS

		TACKLES										INTERCEPTIONS										ST				MISC	
YEAR	TEAM	GP	GS	TK	S	A	TFL	YDS	SK	YDS	QBH	NO	YDS	LG	TD	PD	FF	FR	TD	YDS	TK	S	A	FF	FR	S	A
2023	Packers	2	2	20	9	11	1	0	0.0	0.0	0	0	0	0	0	0	0	0	0	0	0	0	0	0	0	0	0
2024	Packers	1	1	8	4	4	0	0	0.0	0.0	0	0	0	0	0	0	0	0	0	0	0	0	0	0	0	0	0
NFL TOTALS		3	3	28	13	15	1	0	0.0	0.0	0	0	0	0	0	0	0	0	0	0	0	0	0	0	0	0	0

SINGLE-GAME HIGHS: DEFENSIVE

- Total Tackles** 19 vs. Detroit Lions, Sep 28, 2023  
17 at Atlanta Falcons, Sep 17, 2023
- Solo Tackles** 10 vs. Arizona Cardinals, Oct 13, 2024  
10 vs. Detroit Lions, Sep 28, 2023
- Sacks** 1.0 vs. Miami Dolphins, Nov 28, 2024  
1.0 vs. Minnesota Vikings, Sep 29, 2024  
...3 more at 1.0.
- Passes Defensed** 2 vs. Los Angeles Rams, Dec 19, 2022  
1 at Cleveland Browns, Sep 21, 2025  
...11 more at 1.
- Forced Fumbles** 1 vs. Los Angeles Rams, Dec 19, 2022  
1 at Buffalo Bills, Oct 30, 2022  
...1 more at 1.

- Fumble Recoveries** 1 at Philadelphia Eagles, Nov 27, 2022  
**Tackles For Loss** 2 vs. Detroit Lions, Sep 07, 2025  
2 vs. Miami Dolphins, Nov 28, 2024  
...2 more at 2.
- Interceptions** 1 at Chicago Bears, Sep 10, 2023  
**Interception Return Yards** 37 at Chicago Bears, Sep 10, 2023  
**Special Teams Tackles** 1 vs. Tennessee Titans, Nov 17, 2022  
1 vs. New England Patriots, Oct 02, 2022

2025 GXG REGULAR SEASON (PACKERS)

DATE	OPPONENT	P/S	TK	S	A	SK	YDS	INT	PD	FF	FR
09/07	Lions	S	9	6	3	0.0	0.0	0	1	0	0
09/11	Commanders	S	8	4	4	0.0	0.0	0	0	0	0
09/21	at Browns	S	14	6	8	0.0	0.0	0	1	0	0
09/28	at Cowboys	S	11	6	5	0.0	0.0	0	0	0	0
2025 TOTALS		4-4	42	22	20	0.0	0.0	0	2	0	0

# RASHEED WALKER

## 63

TACKLE  
PENN STATE

Fourth NFL Season | Fourth Packers Season



Ht: 6-6 | Wt: 324 | Born: February 13, 2000 | NFL Games Played/Started: 39/36 | Acquired: D7c-22

### AT A GLANCE

- » In his first two seasons as a starter (2023-24), helped Green Bay rank No. 2 in the NFL in sacks allowed (52) and sack percentage (4.7).
- » Started all 17 games at LT last season, helping the Packers rank No. 2 in the NFL in sacks allowed (22) and No. 5 in total offense (370.8 ypg), rushing offense (146.8 ypg) and yards per play (6.14), Green Bay's first time finishing in the top five in all of those categories since 2003.
- » Appeared in all 17 games with 15 starts at LT in 2023 and was part of a line that helped the Packers rank No. 3 in the NFL in sacks allowed (30) and No. 4 in sack percentage (4.9).
- » His 15 starts in 2023 were the most by a Green Bay offensive lineman selected in the seventh round within his first two NFL seasons since T Mark Tauscher started all 16 games in his second season (2001).
- » Selected by the Packers with the third of four picks in the seventh round (No. 249 overall) of the 2022 NFL Draft, becoming the first offensive lineman drafted by Green Bay out of Penn State since G Marco Rivera in 1996.
- » Appeared in 36 games over four seasons at Penn State (2018-21), starting the final 32 contests at LT. Earned third-team All-Big Ten honors as a senior in 2021, helping the Nittany Lions feature a 3,000-yard passer (QB Sean Clifford, 3,107) and a 1,000-yard receiver (WR Jahan Dotson, 1,182) for only the second time in school history.

**2025 SEASON:** Has started all four games at LT...**Vs. Detroit (Sept. 7):** Started at LT and appeared on all 48 snaps as part of a line that did not allow a sack of QB Jordan Love. Helped protect Love as he connected on 16 of 22 passes for 188 yards and two TDs with no INTs (128.6 rating)...**Vs. Washington (Sept. 11):** Started at LT and played all 68 snaps, helping to block for Love as he threw for 292 yards and two TDs with no INTs on 19-of-31 passing (113.9 rating)...**At Cleveland (Sept. 21):** Started at LT and played 61 of 65 snaps, departing the game briefly in the third quarter due to an undisclosed injury...**At Dallas (Sept. 28):** Started at C and played all 83 snaps, part of a line that allowed just one sack and protected Love as he threw for 337 yards and three TDs with no INTs (118.1 rating). Helped the offense register season highs for total yards (489), rushing yards (164) and first downs (32).

### RASHEED WALKER'S NFL REGULAR-SEASON STATISTICS

DATE	TEAM	GP	GS
2022	Packers	1	0
2023	Packers	17	15
2024	Packers	17	17
2025	Packers	4	4
NFL TOTALS		39	36

### RASHEED WALKER'S NFL POSTSEASON STATISTICS

DATE	TEAM	GP	GS
2023	Packers	2	2
2024	Packers	1	1
NFL TOTALS		3	3

### 2025 GXG REGULAR SEASON (PACKERS)

DATE	OPPONENT	P/S
09/07	Lions	S
09/11	Commanders	S
09/21	at Browns	S
09/28	at Cowboys	S
2025 TOTALS		4-4

CHRISTIAN  
WATSON

9

WIDE RECEIVER  
NORTH DAKOTA STATE

Fourth NFL Season | Fourth Packers Season



Ht: 6-4 | Wt: 208 | Born: May 12, 1999 | NFL Games Played/Started: 38/35 | Acquired: D2-22

- AT A GLANCE
- » Among players with 75-plus receptions, ranks No. 3 in the NFL since entering the league in 2022 with an average of 16.9 yards per catch.
  - » Posted first downs on 69 of his 98 career receptions, a 70.4 percentage that tied for No. 7 in the NFL from 2022-24 (min. 75 rec.).
  - » Ranked No. 2 in the league in yards per catch last season (min. 25 rec.), an average of 21.4 yards that was the top mark by a Packer (min. 25 rec.) since WR James Lofton's 22.0-yard average in 1984.
  - » Led the team with seven TD catches in 2022, the fourth most in team history by a rookie behind only Billy Howton (13 in 1952), Max McGee (nine in 1954) and Jayden Reed (eight in 2023).
  - » In 2022, became only the third player in franchise history to that point to post seven-plus receiving TDs and multiple rushing TDs in a season, joining Johnny "Blood" McNally (1931) and Don Hutson (1941).
  - » Posted eight TDs from scrimmage in Weeks 10-13 in 2022, tied for the most over a four-game span by a rookie WR in league history (Vikings WR Randy Moss, 1998).
  - » Finished his career at North Dakota State ranked No. 2 in school history (min. 50 rec.) in yards per reception (20.4 avg.) and yards per kickoff return (26.4 avg.), No. 8 in receiving yards (2,140) and No. 10 in receptions (105).

CHRISTIAN WATSON'S NFL REGULAR-SEASON RUSHING/RECEIVING STATISTICS

DATE	TEAM	GP	GS	RECEIVING				TD	RUSHING				TD
				NO.	YDS.	AVG.	LG		NO.	YDS.	AVG.	LG	
2022	Packers	14	11	41	611	14.9	63t	7	7	80	11.4	46t	2
2023	Packers	9	9	28	422	15.1	77	5	4	11	2.8	13	0
2024	Packers	15	15	29	620	21.4	60	2	4	23	5.8	14	0
NFL TOTALS		38	35	98	1,653	16.9	77	14	15	114	7.6	46t	2

CHRISTIAN WATSON'S NFL POSTSEASON RUSHING/RECEIVING STATISTICS

DATE	TEAM	GP	GS	RECEIVING				TD	RUSHING				TD
				NO.	YDS.	AVG.	LG		NO.	YDS.	AVG.	LG	
2023	Packers	2	0	2	20	10.0	11	0	0	0	0.0	0	0
NFL TOTALS		2	0	2	20	10.0	11	0	0	0	0.0	0	0

CHRISTIAN WATSON'S NFL REGULAR-SEASON RETURN STATISTICS

DATE	TEAM	RET.	KICKOFF RETURNS				TD
			YDS.	AVG.	LG		
2022	Packers	2	35	17.5	18	0	
2023	Packers	0	0	0.0	0	0	
2024	Packers	0	0	0.0	0	0	
NFL TOTALS		2	35	17.5	18	0	

SINGLE-GAME HIGHS: RUSHING/RECEIVING

Rush Attempts	2 vs. New Orleans Saints, Dec 23, 2024	Receiving Yards	150 at Chicago Bears, Nov 17, 2024
	2 vs. Kansas City Chiefs, Dec 03, 2023		114 at Detroit Lions, Dec 05, 2024
	...1 more at 2.		37.5 at Chicago Bears, Nov 17, 2024
Rushing Yards	46 at Chicago Bears, Dec 04, 2022	Receiving Average	30.3 at Las Vegas Raiders, Oct 09, 2023
	23 vs. New Orleans Saints, Dec 23, 2024		77 at Las Vegas Raiders, Oct 09, 2023
	46t at Chicago Bears, Dec 04, 2022		63t at Philadelphia Eagles, Nov 27, 2022
Longest Runs	15t vs. New England Patriots, Oct 02, 2022	Longest Receptions	3 vs. Dallas Cowboys, Nov 13, 2022
	1 at Chicago Bears, Dec 04, 2022		2 vs. Kansas City Chiefs, Dec 03, 2023
	1 vs. New England Patriots, Oct 02, 2022		...1 more at 2.
Rushing TDs	7 vs. Kansas City Chiefs, Dec 03, 2023	Receiving TDs	150 at Chicago Bears, Nov 17, 2024
	6 at Miami Dolphins, Dec 25, 2022		116 vs. Detroit Lions, Jan 08, 2023
Receptions		Scrimmage Yards	

2025 GXG REGULAR SEASON (PACKERS)

DATE	OPPONENT	P/S	RECEIVING				TD	RUSHING				TD
			NO.	YDS.	AVG.	LG		NO.	YDS.	AVG.	LG	
09/07	Lions							RESERVE/PUP				
09/11	Commanders							RESERVE/PUP				
09/21	at Browns							RESERVE/PUP				
09/28	at Cowboys							RESERVE/PUP				
2025 TOTALS		0-0	0	0	0.0	0	0	0	0	0.0	0	0

# DANIEL WHELAN

## 19

PUNTER  
UC DAVIS

Third NFL Season | Third Packers Season



Ht: 6-5 | Wt: 216 | Born: February 10, 1999 | NFL Games Played/Started: 38/0 | Acquired: FA-23

### AT A GLANCE

- » Has registered two of the top three single-season averages for punting in franchise history, posting a 46.2-yard average in 2023 (No. 2) and a 46.1-yard mark last season (No. 3).
- » Among players with 100-plus punts, has posted the top career punting average (46.2) and the top net punting average (40.0) in team history.
- » In 2024, became the first punter in team history to average 46-plus yards per punt and 40-plus net yards per punt in a single season.
- » Posted 22 punts of 50-plus yards in 2023, tied for the third most in a season by a Green Bay punter since 2000 behind only Jon Ryan (24 in 2006) and Justin Vogel (23 in 2017).
- » In 2023, became the first Irish-born player to play in the NFL since 1985 (Cardinals K Neil O'Donoghue).
- » Played for the D.C. Defenders in 2023, earning All-XFL honors after ranking No. 3 in the league in both punting average (45.6) and punts inside the 20 (11).
- » Played in 47 games in five seasons (2017-21) at UC-Davis, finishing his career ranked No. 1 in school history in punting average (44.0) and punts inside the 20 (86).
- » Moved to California with his mother when he was 13 years old and earned All-Southern Section and All-DeAnza League honors in both of his final two years at Rancho Mirage (Calif.) High School.

**2025 SEASON:** Has played in all four games, punting 14 times for 725 yards (51.8 yard gross average, 42.9 yard net average), with four punts inside the 20...His gross average of 51.8 yards per punt ranks No. 3 in the NFL, and his nine punts of 50-plus yards are tied for No. 10 in the NFL...**Vs. Detroit (Sept. 7):** Punted three times for a total of 164 yards (54.7 avg.), placing two punts inside the 20 and recording a long of 65 yards. His two punts of 60 plus yards tied a career high...**Vs. Washington (Sept. 11):** Punted four times for 213 yards (53.3 avg.), recording a long of 55 yards...**At Cleveland (Sept. 21):** Punted five times for 265 yards (53.0 avg.), recording a long of 63 yards and a net average of 46.0 yards...**At Dallas (Sept. 28):** Punted twice for 83 yards (41.5 avg.), with both punts placed inside the 20, including a punt in the second quarter that was downed at the Dallas 5.

### DANIEL WHELAN'S NFL REGULAR-SEASON PUNTING STATISTICS

DATE	TEAM	GP	NO.	YDS.	AVG.	OPP. RET.	YDS.	NET YDS.	AVG.	TB	IN20	LG	BK
2023	Packers	17	57	2,634	46.2	23	270	2,264	39.7	5	18	68	0
2024	Packers	17	56	2,582	46.1	20	229	2,253	40.2	5	22	74	0
2025	Packers	4	14	725	51.8	7	84	601	42.9	2	4	65	0
NFL TOTALS		38	127	5,941	46.8	50	583	5,118	40.3	12	44	74	0

### DANIEL WHELAN'S NFL POSTSEASON PUNTING STATISTICS

DATE	TEAM	GP	NO.	YDS.	AVG.	OPP. RET.	YDS.	NET YDS.	AVG.	TB	IN20	LG	BK
2023	Packers	2	4	155	38.8	0	0	155	38.8	0	3	42	0
2024	Packers	1	2	100	50.0	2	11	89	44.5	0	0	50	0
NFL TOTALS		3	6	255	42.5	2	11	244	40.7	0	3	50	0

### SINGLE-GAME HIGHS: PUNTER

**Punts** 5 at Cleveland Browns, Sep 21, 2025  
5 at Jacksonville Jaguars, Oct 27, 2024  
...5 more at 5.

**Gross Punting Yards** 284 vs. Houston Texans, Oct 20, 2024  
265 at Cleveland Browns, Sep 21, 2025

**Gross Punting Avg** 56.8 vs. Houston Texans, Oct 20, 2024  
53.3 vs. Washington Commanders, Sep 11, 2025

**Net Punting Yards** 258 vs. Houston Texans, Oct 20, 2024  
232 vs. Detroit Lions, Sep 28, 2023

**Net Punting Avg** 51.6 vs. Houston Texans, Oct 20, 2024  
46.4 vs. Detroit Lions, Sep 28, 2023  
74 vs. Minnesota Vikings, Sep 29, 2024

**Longest Punts** 68 at Chicago Bears, Sep 10, 2023  
4 at Detroit Lions, Nov 23, 2023  
3 vs. Miami Dolphins, Nov 28, 2024  
...2 more at 3.

**Inside the 20**

### 2025 GXG REGULAR SEASON (PACKERS)

DATE	OPPONENT		NO.	YDS.	AVG.	OPP. RET.	YDS.	NET YDS.	AVG	TB	IN20	LG	BK	
09/07	Lions	P	3	164	54.7	2	19	145	48.3	0	2	65	0	
09/11	Commanders	P	4	213	53.3	3	50	143	35.8	1	0	55	0	
09/21	at Browns	P	5	265	53.0	2	15	230	46.0	1	0	63	0	
09/28	at Cowboys	P	2	83	41.5	0	0	83	41.5	0	2	43	0	
2025 TOTALS			4	14	725	51.8	7	84	601	42.9	2	4	65	0

# DONTAYVION WICKS

## 13

WIDE RECEIVER  
VIRGINIA

Third NFL Season | Third Packers Season



Ht: 6-1 | Wt: 206 | Born: June 16, 2001 | NFL Games Played/Started: 36/14 | Acquired: D5b-23

### AT A GLANCE

- » Is one of just six players in team history to register four-plus TD catches in both of first two seasons in the league, joining WRs Don Hutson (1935-36), Billy Howton (1952-53), James Lofton (1978-79), Christian Watson (2022-23) and Jayden Reed (2023-24).
- » Led the team with seven TD catches at Lambeau Field over the past two seasons (2023-24).
- » Ranked No. 3 on the team with 39 receptions for 581 yards (14.9 avg.) and four TDs in 2023, finishing No. 2 in the league in yards per catch among rookies.
- » Posted a team-high 18 explosive receptions (16-plus yards), the most by a Packers rookie dating back to 2000 and tied for No. 4 among NFL rookies in 2023.
- » Of his 39 receptions in 2023, 18 went for 16-plus yards, a 46.2 percentage that ranked No. 4 in the NFL among players with two-plus catches a game. Dating back to 2000, his 46.2 mark was the top percentage posted by a Packer with 30-plus receptions.
- » Set the University of Virginia single-season school record for receiving yards with 1,203 yards on 57 catches (21.1 avg.) in 2021, surpassing WR Herman Moore's mark of 1,190 yards in 1990.
- » His average of 21.1 yards per reception in 2021 led the Atlantic Coast Conference and ranked No. 5 in the country.

**2025 SEASON:** Has played in all four games with three starts and has posted 10 receptions for 114 yards (11.4 avg.)...Has picked up first downs on eight of his 10 catches (80.0 pct.)...**Vs. Detroit (Sept. 7):** Played 22 snaps and posted two receptions for 30 yards (15.0 avg.), with both of the catches picking up first downs...**Vs. Washington (Sept. 11):** Started and appeared on 47 snaps, hauling in four passes for 44 yards (11.0 avg.), with all four grabs picking up first downs...**At Cleveland (Sept. 21):** Started and played 44 of 65 snaps, hauling in two passes for 21 yards (10.5 avg.), including a 16-yard grab on third-and-7 late in the third quarter down to the Cleveland 3 that set up QB Jordan Love's TD pass to TE John FitzPatrick three plays later...**At Dallas (Sept. 28):** Started and played 64 of 83 snaps, posting two receptions for 19 yards (9.5 avg.), with both coming in overtime.

### DONTAYVION WICKS' NFL REGULAR-SEASON RECEIVING STATISTICS

		RECEIVING						
DATE	TEAM	GP	GS	NO.	YDS.	AVG.	LG	TD
2023	Packers	15	6	39	581	14.9	35	4
2024	Packers	17	5	39	415	10.6	36	5
2025	Packers	4	3	10	114	11.4	16	0
NFL TOTALS		36	14	88	1,110	12.6	36	9

### DONTAYVION WICKS' NFL POSTSEASON RECEIVING STATISTICS

		RECEIVING						
DATE	TEAM	GP	GS	NO.	YDS.	AVG.	LG	TD
2023	Packers	2	2	2	25	12.5	20t	1
2024	Packers	1	1	2	39	19.5	29	0
NFL TOTALS		3	3	4	64	16.0	29	1

### SINGLE-GAME HIGHS: RUSHING/RECEIVING

**Longest Runs** 1 at Denver Broncos, Oct 22, 2023  
**Receptions** 6 vs. Chicago Bears, Jan 07, 2024  
6 vs. Tampa Bay Buccaneers, Dec 17, 2023  
**Receiving Yards** 97 vs. Tampa Bay Buccaneers, Dec 17, 2023  
91 vs. Los Angeles Chargers, Nov 19, 2023

**Receiving Average** 30.3 vs. Los Angeles Chargers, Nov 19, 2023  
17.0 at Pittsburgh Steelers, Nov 12, 2023  
**Longest Receptions** 36 vs. Minnesota Vikings, Sep 29, 2024  
35 vs. Los Angeles Chargers, Nov 19, 2023  
**Receiving TDs** 2 vs. Minnesota Vikings, Sep 29, 2024  
2 vs. Chicago Bears, Jan 07, 2024

### 2025 GXG REGULAR SEASON (PACKERS)

DATE	OPPONENT	P/S	RECEIVING					RUSHING				
			NO.	YDS.	AVG.	LG	TD	NO.	YDS.	AVG.	LG	TD
09/07	Lions	P	2	30	15.0	16	0	0	0	0.0	0	0
09/11	Commanders	S	4	44	11.0	14	0	0	0	0.0	0	0
09/21	at Browns	S	2	21	10.5	16	0	0	0	0.0	0	0
09/28	at Cowboys	S	2	19	9.5	15	0	0	0	0.0	0	0
2025 TOTALS			4-3	10	114	11.4	16	0	0	0	0.0	0

# EVAN WILLIAMS

## 33

SAFETY  
OREGON

Second NFL Season | Second Packers Season



Ht: 5-11 | Wt: 200 | Born: July 28, 2001 | NFL Games Played/Started: 17/9 | Acquired: D4-24

### AT A GLANCE

- » Was named to the All-Rookie team by the Pro Football Writers of America in 2024 after playing in 13 games with six starts and posting 47 tackles (30 solo), a tackle for a loss, an interception, three passes defended and a forced fumble.
- » Snagged his first career INT to seal the victory for Green Bay vs. Indianapolis in Week 2, becoming the first Packer to register an INT within his first two NFL games since S Jerron McMillian in 2012.
- » Made his first career start in Week 5 at the L.A. Rams, posting career highs in tackles (10) and passes defended (two) as he became the first Green Bay rookie with 10-plus tackles and multiple passes defended in a game since S Nick Collins in 2005.
- » Played four seasons at Fresno State (2019-22) and one season at Oregon (2023) and was selected to an all-conference team in each of his final four seasons in college.
- » Overall, saw action in 52 games with 45 starts in five seasons (2019-23), recording 307 tackles (214 solo), 16 tackles for a loss, 5½ sacks, four QB hurries, four interceptions, 16 passes defended, four forced fumbles and five fumble recoveries.
- » Was named the CIF-Central Coast Section All-Around Player of the Year and the West Catholic Athletic League Player of the Year in 2018 at St. Francis High School (Mountain View, Calif.).

**2025 SEASON:** Has played in all four games with three starts, recording 22 tackles (12 solo), an interception, a pass defended and two tackles on special teams...**Ranks No. 3** on the team in total tackles...**Vs. Detroit (Sept. 7):** Played 56 defensive snaps and recorded three tackles (one solo), an interception and a pass defended. Picked off a pass from QB Jared Goff in the second quarter when he jumped in front of WR Amon-Ra St. Brown at the Green Bay 13. Also saw action on 10 special teams snaps...**Vs. Washington (Sept. 11):** Started and played all 69 defensive snaps, recording four tackles (two solo). Also saw action on 11 special teams snaps, posting one tackle...**At Cleveland (Sept. 21):** Started and played 63 defensive snaps, finishing tied for No. 2 on the team with six tackles (four solo). Also appeared on eight special teams snaps...**At Dallas (Sept. 28):** Started and played all 69 snaps on defense, finishing No. 2 on the team with nine tackles (five solo). His nine total tackles and five solo tackles were the second-highest single-game totals of his career. Also saw action on nine special teams snaps and added a tackle.

### EVAN WILLIAMS' NFL REGULAR-SEASON DEFENSIVE STATISTICS

		TACKLES									INTERCEPTIONS										ST				MISC		
YEAR	TEAM	GP	GS	TK	S	A	TFL	YDS	SK	YDS	QBH	NO	YDS	LG	TD	PD	FF	FR	TD	YDS	TK	S	A	FF	FR	S	A
2024	Packers	13	6	47	30	17	1	2	0.0	0.0	0	1	1	1	0	3	1	0	0	0	2	1	1	0	0	0	0
2025	Packers	4	3	22	12	10	0	0	0.0	0.0	0	1	0	0	0	1	0	0	0	0	2	0	2	0	0	0	0
NFL TOTALS		17	9	69	42	27	1	2	0.0	0.0	0	2	1	1	0	4	1	0	0	0	4	1	3	0	0	0	0

### EVAN WILLIAMS' NFL POSTSEASON DEFENSIVE STATISTICS

		TACKLES									INTERCEPTIONS									ST				MISC				
YEAR	TEAM	GP	GS	TK	S	A	TFL	YDS	SK	YDS	QBH	NO	YDS	LG	TD	PD	FF	FR	TD	YDS	TK	S	A	FF	FR	S	A	
2024	Packers	1	1	4	2	2	0	0	0.0	0.0	0	0	0	0	0	1	0	0	0	0	0	0	0	0	0	0	0	0
NFL TOTALS		1	1	4	2	2	0	0	0.0	0.0	0	0	0	0	0	1	0	0	0	0	0	0	0	0	0	0	0	0

### SINGLE-GAME HIGHS: DEFENSIVE

**Total Tackles** 10 at Los Angeles Rams, Oct 06, 2024  
9 at Dallas Cowboys, Sep 28, 2025  
...1 more at 9.

**Solo Tackles** 6 vs. Houston Texans, Oct 20, 2024  
5 at Dallas Cowboys, Sep 28, 2025  
...1 more at 5.

**Passes Defended** 2 at Los Angeles Rams, Oct 06, 2024  
1 vs. Detroit Lions, Sep 07, 2025  
...1 more at 1.

**Forced Fumbles** 1 vs. Arizona Cardinals, Oct 13, 2024

**Interceptions** 1 vs. Detroit Lions, Sep 07, 2025  
1 vs. Indianapolis Colts, Sep 15, 2024

**Special Teams Tackles** 1 at Dallas Cowboys, Sep 28, 2025  
1 vs. Washington Commanders, Sep 11, 2025  
...2 more at 1.

### 2025 GXG REGULAR SEASON (PACKERS)

DATE	OPPONENT	P/S	TK	S	A	SK	YDS	INT	PD	FF	FR
09/07	Lions	P	3	1	2	0.0	0.0	1	1	0	0
09/11	Commanders	S	4	2	2	0.0	0.0	0	0	0	0
09/21	Browns	S	6	4	2	0.0	0.0	0	0	0	0
09/28	Cowboys	S	9	5	4	0.0	0.0	0	0	0	0
2025 TOTALS		4-3	22	12	10	0.0	0.0	1	1	0	0



# JOHN WILLIAMS

## 73

GUARD  
CINCINNATI

Rookie



Ht: 6-4 | Wt: 322 | Born: January 17, 2002 | Acquired: D7b-25

### AT A GLANCE

- » Appeared in 52 games with 27 starts during his five seasons at Cincinnati, starting all 24 contests at left tackle over his final two seasons (2023-24).
- » Started all 12 games at LT in 2024, allowing only one QB hit on 823 snaps and ranking No. 4 in the Big 12 among tackles with an 85.2 pass blocking grade (per Pro Football Focus).
- » Opened all 12 contests at LT in 2023 and helped the Bearcats rank No. 5 in the country in rushing offense (217.1 ypg).
- » Was part of a line that helped Cincinnati rank No. 14 in the country in rushing offense over his final two seasons (2023-24).
- » Appeared in 12 games with three starts at LT in 2021 as the Bearcats became the first Group of 5 team to advance to the College Football Playoff.
- » Became just the second offensive lineman from the University of Cincinnati to be drafted by the Packers in franchise history (G Jay Bachman in the fifth round in 1967).

### 2025 GXG REGULAR SEASON (PACKERS)

DATE	OPPONENT	P/S	
09/07	Lions		RESERVE/PUP
09/11	Commanders		RESERVE/PUP
09/21	at Browns		RESERVE/PUP
09/28	at Cowboys		RESERVE/PUP
2025 TOTALS		0-0	

### JOHN WILLIAMS' COLLEGE STATISTICS

DATE	TEAM	GP	GS
2020	Cincinnati	4	0
2021	Cincinnati	12	3
2022	Cincinnati	12	0
2023	Cincinnati	12	12
2024	Cincinnati	12	12
TOTALS		52	27

# SAVION WILLIAMS

## 83

WIDE RECEIVER  
TCU

Rookie



Ht: 6-4 | Wt: 222 | Born: November 22, 2001 | NFL Games Played/Started: 4/0 | Acquired: D3-25

### AT A GLANCE

- » First name is pronounced SAY-vee-on.
- » Appeared in 52 games with 41 starts in five seasons at TCU, finishing his career with 137 receptions for 1,655 yards (12.1 avg.) and 14 TDs along with 384 rushing yards and six TDs on 62 carries (6.2 avg.).
- » Earned All-Big 12 honorable mention in 2024 after posting a career-high 60 catches for a career-best 611 yards (10.2 avg.) and a career-high six TDs while adding 322 rushing yards and six TDs on 51 carries (6.3 avg.).
- » In 2024, became the first FBS player to register six-plus receiving TDs (six), six-plus rushing TDs (six) and a passing TD (one) in a season since North Carolina State WR Jaylen Samuels in 2016.
- » Was one of only two players in the country (Texas RB Jaydon Blue) to post six-plus receiving TDs and six-plus rushing TDs in 2024.
- » Selected by the Packers in the third round (No. 87 overall) of the 2025 NFL Draft, the first wide receiver to be picked by Green Bay out of TCU since Cory Rodgers (seventh round) in 2006.
- » Played quarterback at Marshall (Texas) High School and led the Mavericks to a district championship as a senior in 2019.

**2025 SEASON:** Has played in all four games, recording 24 rushing yards on five carries (4.8 avg.) and a 24.4-yard average on seven kickoff returns...Has registered a tackle on special teams...**Vs. Detroit (Sept. 7):** Appeared on three plays on offense and three on special teams in his NFL debut, posting a 1-yard catch and two kickoff returns for 39 yards (19.5 avg.)...**Vs. Washington (Sept. 11):** Played 11 snaps on offense and five on special teams, rushing for 24 yards on two carries (12.0 avg.) while adding a 30-yard kickoff return and a tackle on special teams...**At Cleveland (Sept. 21):** Appeared on six plays on offense and three on special teams, carrying the ball twice for the loss of a yard (-0.5 avg.) while returning three kickoffs for 78 yards (26.0 avg.), highlighted by a career-long 35-yard return to the Cleveland 40 late in the fourth quarter...**At Dallas (Sept. 28):** Played 10 snaps on offense and seven on special teams, posting a 1-yard run and a 24-yard kickoff return.

### SAVION WILLIAMS' NFL REGULAR-SEASON RUSHING/RECEIVING STATISTICS

DATE	TEAM	GP	GS	RECEIVING						RUSHING					
				NO.	YDS.	AVG.	LG	TD		NO.	YDS.	AVG.	LG	TD	
2025	Packers	4	0	4	23	5.8	16	0		5	24	4.8	16	0	
NFL TOTALS		4	0	4	23	5.8	16	0		5	24	4.8	16	0	

### SAVION WILLIAMS' NFL REGULAR-SEASON RETURN STATISTICS

DATE	TEAM	KICKOFF RETURNS					PUNT RETURNS					
		RET.	YDS.	AVG.	LG	TD	NO.	FC	YDS.	AVG.	LG	TD
2025	Packers	7	171	24.4	35	0	0	0	0	0.0	0	0
NFL TOTALS		7	171	24.4	35	0	0	0	0	0.0	0	0

### SINGLE-GAME HIGHS: RUSHING/RECEIVING

Rush Attempts	2 at Cleveland Browns, Sep 21, 2025 2 vs. Washington Commanders, Sep 11, 2025
Rushing Yards	24 vs. Washington Commanders, Sep 11, 2025 1 at Dallas Cowboys, Sep 28, 2025
Longest Runs	16 vs. Washington Commanders, Sep 11, 2025 8 vs. Washington Commanders, Sep 11, 2025
Receptions	3 at Dallas Cowboys, Sep 28, 2025 1 vs. Detroit Lions, Sep 07, 2025
Receiving Yards	22 at Dallas Cowboys, Sep 28, 2025 1 vs. Detroit Lions, Sep 07, 2025
Receiving Average	7.3 at Dallas Cowboys, Sep 28, 2025

Longest Receptions	16 at Dallas Cowboys, Sep 28, 2025 4 at Dallas Cowboys, Sep 28, 2025
All-Purpose Yards	77 at Cleveland Browns, Sep 21, 2025 54 vs. Washington Commanders, Sep 11, 2025
Kickoff Returns	3 at Cleveland Browns, Sep 21, 2025 2 vs. Detroit Lions, Sep 07, 2025
Kickoff Return Yards	78 at Cleveland Browns, Sep 21, 2025 39 vs. Detroit Lions, Sep 07, 2025
Longest Kickoff Return	35 at Cleveland Browns, Sep 21, 2025 30 vs. Washington Commanders, Sep 11, 2025
Scrimmage Yards	24 vs. Washington Commanders, Sep 11, 2025 23 at Dallas Cowboys, Sep 28, 2025

### 2025 GXG REGULAR SEASON (PACKERS)

DATE	OPPONENT	P/S	RECEIVING						RUSHING					
			NO.	YDS.	AVG.	LG	TD		NO.	YDS.	AVG.	LG	TD	
09/07	Lions	P	1	1	1.0	1	0		0	0	0.0	0	0	
09/11	Commanders	P	0	0	0.0	0	0		2	24	12.0	16	0	
09/21	at Browns	P	0	0	0.0	0	0		2	-1	-0.5	2	0	
09/28	at Cowboys	P	3	22	7.3	16	0		1	1	1.0	1	0	
2025 TOTALS			4	23	5.8	16	0		5	24	4.8	16	0	



**SAVION WILLIAMS' COLLEGE RUSHING/RECEIVING STATISTICS**

DATE	TEAM	RUSHING							RECEIVING					
		GP	GS	NO.	YDS.	AVG.	LG	TD	NO.	YDS.	AVG.	LG	TD	
2020	TCU	7	0	0	0	0.0	0	0	1	8	8.0	8	0	
2021	TCU	7	3	0	0	0.0	0	0	6	71	11.8	16	0	
2022	TCU	15	15	0	0	0.0	0	0	29	392	13.5	57	4	
2023	TCU	11	11	11	62	5.6	14	0	41	573	14.0	42	4	
2024	TCU	12	12	51	322	6.3	35	6	60	611	10.2	75	6	
TOTALS		52	41	62	384	6.2	35	6	137	1,655	12.1	75	14	

**SAVION WILLIAMS' COLLEGE RETURN STATISTICS**

KICKOFF RETURNS						
DATE	TEAM	RET.	YDS.	AVG.	LG	TD
2020	TCU	14	312	22.3	30	0
2021	TCU	0	0	0.0	0	0
2022	TCU	0	0	0.0	0	0
2023	TCU	0	0	0.0	0	0
2024	TCU	0	0	0.0	0	0
TOTALS		14	312	22.3	30	0

**SAVION WILLIAMS' COLLEGE PASSING STATISTICS**

DATE	TEAM	GP	GS	ATT.	CMP.	PCT.	YDS	AVG.	TD	INT.	LG	SK	LST
2020	TCU	7	0	0	0	0.0	0	0.0	0	0	0	0	0
2021	TCU	7	3	0	0	0.0	0	0.0	0	0	0	0	0
2022	TCU	15	15	0	0	0.0	0	0.0	0	0	0	0	0
2023	TCU	11	11	0	0	0.0	0	0.0	0	0	0	0	0
2024	TCU	12	12	3	3	100.0	22	7.3	1	0	15	0	0
TOTALS		52	41	3	3	100.0	22	7.3	1	0	15	0	0

MALIK  
WILLIS  
2

QUARTERBACK  
LIBERTY

Fourth NFL Season | Second Packers Season



Ht: 6-1 | Wt: 225 | Born: May 25, 1999 | NFL Games Played/Started: 18/5 | Acquired: T-24 (Ten.)

AT A GLANCE

- » Connected on 40 of 54 passes (74.1 pct.) for 550 yards and three TDs with no INTs for a 124.8 passer rating last season, the top single-season mark for passer rating in NFL history among QBs with 50-plus attempts.
- » Among QBs with 50-plus attempts, ranked No. 1 in the league in yards per attempt (10.19) in 2024, the top single-season mark (min. 50 att.) since Vikings QB Gus Frerotte (10.62 in 2003).
- » Started two games last season (Weeks 2-3) in place of an injured Jordan Love and became the first NFL quarterback since the 1970 merger to post a 120-plus passer rating and 40-plus rushing yards in both of his first two starts with a team.
- » Became only the fifth QB since the merger with a 120-plus passer rating in both of his first two starts with a team, joining Brad Johnson (1999 with Washington), Jeff George (1994 with Atlanta), Jim Plunkett (1980 with the Oakland Raiders) and John Hadl (1973 with the Los Angeles Rams).
- » Became the first QB to be drafted out of Liberty when he was selected by the Tennessee Titans in the third round (No. 86 overall) of the 2022 NFL Draft.
- » Rushed for 1,822 yards during his two seasons at Liberty (2020-21), the most by any QB in the country over that span, and 27 TDs, tied for No. 1 among QBs.
- » Led the FBS with 74 total TDs in 2020-21, posting 47 passing TDs and 27 rushing TDs over that span.

2025 SEASON: Has served as the No. 2 QB in all four games, but has not seen any action.

MALIK WILLIS' NFL REGULAR-SEASON PASSING/RUSHING STATISTICS

		PASSING													RUSHING				
DATE	TEAM	GP	GS	ATT.	CMP.	PCT.	YDS	AVG.	TD	INT.	LG	SK	LST	RATE	NO.	YDS.	AVG.	LG	TD
2022	Titans	8	3	61	31	50.8	276	4.5	0	3	48	10	49	42.8	27	123	4.6	17	1
2023	Titans	3	0	5	4	80.0	74	14.8	0	0	48	4	30	118.8	5	21	4.2	11	0
2024	Packers	7	2	54	40	74.1	550	10.2	3	0	51	8	37	124.8	20	138	6.9	29	1
TOTALS		18	5	120	75	62.5	900	7.5	3	3	51	22	116	83.3	52	282	5.4	29	2

SINGLE-GAME HIGHS: QUARTERBACK

Pass Attempts	23 vs. Houston Texans, Dec 24, 2022	Passer Rating	120.9 at Tennessee Titans, Sep 22, 2024
	19 at Tennessee Titans, Sep 22, 2024		49.0 at Kansas City Chiefs, Nov 06, 2022
Pass Completions	14 vs. Houston Texans, Dec 24, 2022	Rush Attempts	8 at Kansas City Chiefs, Nov 06, 2022
	13 at Tennessee Titans, Sep 22, 2024		7 vs. Houston Texans, Dec 24, 2022
Yards Passing	202 at Tennessee Titans, Sep 22, 2024	Rushing Yards	73 at Tennessee Titans, Sep 22, 2024
	136 vs. Chicago Bears, Jan 05, 2025		43 vs. Houston Texans, Dec 24, 2022
TD Passes	1 at Jacksonville Jaguars, Oct 27, 2024	Rushing Average	6.1 vs. Houston Texans, Dec 24, 2022
	1 at Tennessee Titans, Sep 22, 2024		5.0 at Kansas City Chiefs, Nov 06, 2022
Long Passes	51 at Jacksonville Jaguars, Oct 27, 2024	Longest Runs	29 at Tennessee Titans, Sep 22, 2024
	48 vs. Baltimore Ravens, Oct 15, 2023		20 at Jacksonville Jaguars, Oct 27, 2024
	...1 more at 1.		...1 more at 20.
Completion Percentage	68.4 at Tennessee Titans, Sep 22, 2024	Rushing TDs	1 vs. Houston Texans, Dec 24, 2022
	60.9 vs. Houston Texans, Dec 24, 2022		

2025 GXG REGULAR SEASON (PACKERS)

			PASSING											RUSHING			
DATE	OPPONENT	P/S	ATT	CMP	YDS	PCT	Y/A	Y/C	TD	INT	LG	SK/YD	RATE	ATT	YDS	LG	TD
09/07	Lions																
09/11	Commanders																
09/21	at Browns																
09/28	at Cowboys																
2025 TOTALS		0-0	0	0	0	0.0	0.0	0.0	0	0	0	0/0	0.0	0	0	0	0

EMANUEL  
WILSON  
23

RUNNING BACK  
FORT VALLEY STATE



Third NFL Season | Third Packers Season

Ht: 5-10 | Wt: 226 | Born: May 8, 1999 | NFL Games Played/Started: 28/0 | Acquired: FA-23

AT A GLANCE

- » Rushed for 502 yards and four TDs on 103 carries last season, an average of 4.87 yards per attempt that ranked No. 8 in the NFL among running backs with 100-plus attempts in 2024.
- » Posted four games with 50-plus rushing yards on fewer than 15 carries, tied for the fifth most in the NFL last season among RBs.
- » Recorded 11 runs of 12-plus yards in 2024, an explosive-run percentage of 10.7 that ranked No. 6 in the league among RBs (min. 100 att.).
- » Played in seven games for the Packers as a rookie in 2023, posting 85 rushing yards on 14 carries (6.1 avg.) while adding four receptions for 23 yards (5.8 avg.).
- » Led Fort Valley State with 1,371 rushing yards and 17 TDs on 209 carries (6.6 avg.) in 2022 on his way to being named the Southern Intercollegiate Athletic Conference Player of the Year and the conference's Offensive Player of the Year.
- » Started all 17 games he appeared in at Fort Valley State (2021-22), rushing for 2,206 yards and 24 TDs on 356 carries (6.2 avg.) along with 35 receptions for 330 yards (9.4 avg.) and two TDs after beginning his career at Johnson C. Smith University in 2019.
- » Was named the CIAA Freshman of the Year at Johnson C. Smith in 2019 after leading the team with 1,040 yards and 13 TDs on 159 carries (6.5 avg.).

**2025 SEASON:** Has played in all four games and has rushed for 73 yards on 15 carries (4.9 avg.) while adding three catches for 37 yards (12.3 avg.) and a 27-yard kickoff return...**Vs. Detroit (Sept. 7):** Appeared on two plays on offense and posted a 4-yard run...**Vs. Washington (Sept. 11):** Played five snaps on offense and four on special teams. Posted the first kickoff return of his NFL career, picking up 27 yards on a return in the second quarter...**At Cleveland (Sept. 21):** Appeared on 15 plays on offense, rushing for 25 yards on six attempts (4.2 avg.)...**At Dallas (Sept. 28):** Played 25 snaps on offense, posting a season-high 44 rushing yards on eight carries (5.5 avg.) and a career-best three catches for a career-high 37 yards (12.3 avg.). Finished with 81 yards from scrimmage, his second-best single-game output of his career.

EMANUEL WILSON'S NFL REGULAR-SEASON RUSHING/RECEIVING STATISTICS

DATE	TEAM	RUSHING							RECEIVING				
		GP	GS	NO.	YDS.	AVG.	LG	TD	NO.	YDS.	AVG.	LG	TD
2023	Packers	7	0	14	85	6.1	31	0	4	23	5.8	9	0
2024	Packers	17	0	103	502	4.9	21t	4	11	48	4.4	30t	1
2025	Packers	4	0	15	73	4.9	13	0	3	37	12.3	25	0
NFL TOTALS		28	0	132	660	5.0	31	4	18	108	6.0	30t	1

EMANUEL WILSON'S NFL POSTSEASON RUSHING/RECEIVING STATISTICS

DATE	TEAM	RUSHING							RECEIVING				
		GP	GS	NO.	YDS.	AVG.	LG	TD	NO.	YDS.	AVG.	LG	TD
2023	Packers	2	0	12	36	3.0	8	0	1	11	11.0	11	0
2024	Packers	1	0	3	6	2.0	4	0	1	23	23.0	23	0
NFL TOTALS		3	0	15	42	2.8	8	0	2	34	17.0	23	0

SINGLE-GAME HIGHS: RUSHING/RECEIVING

Rush Attempts	14 vs. Chicago Bears, Jan 05, 2025	Receiving Average	12.3 at Dallas Cowboys, Sep 28, 2025
Rushing Yards	12 at Tennessee Titans, Sep 22, 2024	Longest Receptions	30t at Tennessee Titans, Sep 22, 2024
	73 vs. Chicago Bears, Jan 05, 2025		25 at Dallas Cowboys, Sep 28, 2025
	54 vs. Arizona Cardinals, Oct 13, 2024	Receiving TDs	1 at Tennessee Titans, Sep 22, 2024
Rushing Average	7.7 vs. Arizona Cardinals, Oct 13, 2024	Longest Kickoff Return	27 vs. Washington Commanders, Sep 11, 2025
	5.5 at Dallas Cowboys, Sep 28, 2025	Most TDs	1 vs. Chicago Bears, Jan 05, 2025
Longest Runs	31 vs. Los Angeles Rams, Nov 05, 2023		1 at Minnesota Vikings, Dec 29, 2024
	21t vs. Chicago Bears, Jan 05, 2025		...3 more at 1.
Rushing TDs	1 vs. Chicago Bears, Jan 05, 2025	Scrimmage Yards	85 at Tennessee Titans, Sep 22, 2024
	1 at Minnesota Vikings, Dec 29, 2024		81 at Dallas Cowboys, Sep 28, 2025
	...2 more at 1.		
Receptions	3 at Dallas Cowboys, Sep 28, 2025		
	2 at Jacksonville Jaguars, Oct 27, 2024		
	...3 more at 2.		
Receiving Yards	37 at Dallas Cowboys, Sep 28, 2025		
	35 at Tennessee Titans, Sep 22, 2024		


2025 GYG REGULAR SEASON (PACKERS)

DATE	OPPONENT	P/S	RUSHING					RECEIVING					
			NO.	YDS.	AVG.	LG	TD	NO.	YDS.	AVG.	LG	TD	
09/07	Lions	P	1	4	4.0	4	0	0	0	0.0	0	0	
09/11	Commanders	P	0	0	0.0	0	0	0	0	0.0	0	0	
09/21	at Browns	P	6	25	4.2	9	0	0	0	0.0	0	0	
09/28	at Cowboys	P	8	44	5.5	13	0	3	37	12.3	25	0	
2025 TOTALS			4-0	15	73	4.9	13	0	3	37	12.3	25	0

# COLBY WOODEN 96

DEFENSIVE LINEMAN  
AUBURN

Third NFL Season | Third Packers Season



Ht: 6-4 | Wt: 273 | Born: December 21, 2000 | NFL Games Played/Started: 34/5 | Acquired: D4-23

## AT A GLANCE

- » Saw action in 13 games with one start in 2024, recording a career-high 20 tackles (nine solo), two quarterback hits, a career-best two tackles for a loss and two passes defended along with a blocked extra point on special teams.
- » Played in all 17 regular-season games as a rookie and registered 17 tackles (10 solo), a half-sack, a tackle for a loss and two QB hits.
- » Is one of only seven players in the league to block a field goal and an extra point over the past two seasons (including playoffs).
- » Has appeared in all three postseason contests over his first two seasons (2023-24), recording five tackles (one solo), a half-sack and three QB hits on defense while adding a blocked field goal on special teams.
- » Appeared in 40 games with 36 starts in four seasons with Auburn, finishing his career with 152 tackles (91 solo), 30 tackles for a loss, 15 sacks, 23 QB hurries, six passes defended, three forced fumbles and three fumble recoveries.

**2025 SEASON:** Has started all four games, recording 12 tackles (five solo), two tackles for a loss and two quarterback hits...Ranks No. 2 on the team in tackles among defensive linemen...**Vs. Detroit (Sept. 7):** Started and posted career highs with six tackles (three solo) and two tackles for a loss. Also registered a QB hit in the second quarter. Saw action on 35 defensive snaps and played three special teams snaps. Tackled RB David Montgomery at the Lions' 1-yard line for a loss of a yard in the fourth quarter to force a punt...**Vs. Washington (Sept. 11):** Started and recorded one solo tackle, appearing on 21 defensive snaps. Also saw action on five special teams snaps...**At Cleveland (Sept. 21):** Started and registered two assisted tackles on 38 defensive snaps. Also played four special teams snaps...**At Dallas (Sept. 28):** Started and played 46 defensive snaps, registering three tackles (one solo) and a QB hit. Also played six snaps on special teams.

## COLBY WOODEN'S NFL REGULAR-SEASON DEFENSIVE STATISTICS

		TACKLES										INTERCEPTIONS										ST					MISC	
YEAR	TEAM	GP	GS	TK	S	A	TFL	YDS	SK	YDS	QBH	NO	YDS	LG	TD	PD	FF	FR	TD	YDS	TK	S	A	FF	FR	S	A	
2023	Packers	17	0	17	10	7	1	2	0.5	5.0	2	0	0	0	0	0	0	0	0	0	0	0	0	0	0	0	0	
2024	Packers	13	1	20	9	11	2	11	0.0	0.0	2	0	0	0	2	0	0	0	0	0	0	0	0	0	0	0	0	
2025	Packers	4	4	12	5	7	2	2	0.0	0.0	2	0	0	0	0	0	0	0	0	0	0	0	0	0	0	0	0	
NFL TOTALS		34	5	49	24	25	5	15	0.5	5.0	6	0	0	0	2	0	0	0	0	0	0	0	0	0	0	0	0	

## COLBY WOODEN'S NFL POSTSEASON DEFENSIVE STATISTICS

		TACKLES										INTERCEPTIONS										ST					MISC				
YEAR	TEAM	GP	GS	TK	S	A	TFL	YDS	SK	YDS	QBH	NO	YDS	LG	TD	PD	FF	FR	TD	YDS	TK	S	A	FF	FR	S	A				
2023	Packers	2	0	3	1	2	0	0	0	0.0	0.0	1	0	0	0	0	0	0	0	0	0	0	0	0	0	0	0				
2024	Packers	1	0	2	0	2	0	0	0.5	1.5	2	0	0	0	0	0	0	0	0	0	0	0	0	0	0	0	0				
NFL TOTALS		3	0	5	1	4	0	0	0.5	1.5	3	0	0	0	0	0	0	0	0	0	0	0	0	0	0	0	0				

## SINGLE-GAME HIGHS: DEFENSIVE

**Total Tackles** 6 vs. Detroit Lions, Sep 07, 2025  
4 at Detroit Lions, Dec 05, 2024  
...1 more at 4.

**Solo Tackles** 3 vs. Detroit Lions, Sep 07, 2025  
3 at Detroit Lions, Dec 05, 2024

**Passes Defended** 1 vs. New Orleans Saints, Dec 23, 2024  
1 at Jacksonville Jaguars, Oct 27, 2024

**Tackles For Loss** 2 vs. Detroit Lions, Sep 07, 2025  
1 at Detroit Lions, Dec 05, 2024  
...2 more at 1.

## 2025 GXG REGULAR SEASON (PACKERS)

DATE	OPPONENT	P/S	TK	S	A	SK	YDS	INT	PD	FF	FR
09/07	Lions	S	6	3	3	0.0	0.0	0	0	0	0
09/11	Commanders	S	1	1	0	0.0	0.0	0	0	0	0
09/21	at Browns	S	2	0	2	0.0	0.0	0	0	0	0
09/28	at Cowboys	S	3	1	2	0.0	0.0	0	0	0	0
2025 TOTALS		4-4	12	5	7	0.0	0.0	0	0	0	0


DEVONTE  
WYATT  
95

DEFENSIVE LINEMAN  
GEORGIA

Fourth NFL Season | Fourth Packers Season

G

Ht: 6-3 | Wt: 304 | Born: March 31, 1998 | NFL Games Played/Started: 51/9 | Acquired: D1b-22



AT A GLANCE

- » Was one of only five players in the NFL in 2024 with five-plus sacks (five), nine-plus tackles for a loss (career-best nine) and multiple fumble recoveries (career-high two), becoming the first Green Bay defensive lineman to hit those marks in a season dating back to 2000.
- » Set career highs in 2023 for games played (17), games started (five), tackles (36), solo tackles (18), sacks (5½) and QB hits (11).
- » Appeared in 16 games as a rookie in 2022 and registered 15 tackles (eight solo), 1½ sacks, three QB hits, a pass defended and a forced fumble.
- » Was one of only two rookie defensive linemen (Dallas DE Sam Williams) to record at least one sack, one forced fumble and three QB hits in 2022.
- » Earned second-team All-America honors from The Associated Press, first-team All-Southeastern Conference recognition from the coaches and second-team AP All-SEC honors in 2021.
- » Attended Towers High School (Decatur, Ga.) and earned Class 3A all-state honors as a senior in 2016 from the Atlanta Journal-Constitution and the Georgia Sportswriters Association.

**2025 SEASON:** Has started all four contests, recording six tackles (three solo), two sacks (No. 3 on the team), two tackles for a loss, five QB hits (No. 3 on the team), eight Next Gen Stat QB pressures (No. 4 on the team) and two passes defended...**Vs. Detroit (Sept. 7):** Played on 49 defensive snaps, posting three tackles (one solo), a sack, a tackle for a loss, two NextGenStat QB pressures and three QB hits (tied for the team lead). With just under seven minutes to play in the game, sacked QB Jared Goff for a loss of 8 yards on a fourth-and-2 at the Detroit 35...**Vs. Washington (Sept. 11):** Played 51 defensive snaps, recording two tackles (both solo), a sack, a tackle for a loss, two QB hits, five NGS QB pressures (No. 2 on the team) and a career-best two passes defended. With just under 10 minutes to play in the first quarter, tracked down a scrambling Jayden Daniels for a sack...**At Cleveland (Sept. 28):** Played 38 snaps and registered one NGS QB pressure before a knee injury ended his day...**At Dallas (Sept. 28):** Saw action on 13 defensive snaps and recorded a tackle (assist) before a knee injury in the second quarter ended his night.

DEVONTE WYATT'S NFL REGULAR-SEASON DEFENSIVE STATISTICS

YEAR	TEAM	TACKLES										INTERCEPTIONS										ST				MISC	
		GP	GS	TK	S	A	TFL	YDS	SK	YDS	QBH	NO	YDS	LG	TD	PD	FF	FR	TD	YDS	TK	S	A	FF	FR	S	A
2022	Packers	16	0	15	8	7	0	0	1.5	6.5	3	0	0	0	0	1	1	0	0	0	0	0	0	0	0	0	0
2023	Packers	17	5	36	18	18	6	37	5.5	35.5	11	0	0	0	0	0	0	1	0	0	0	0	0	0	0	0	0
2024	Packers	14	0	23	17	6	9	44	5.0	37.0	9	0	0	0	0	0	0	2	0	0	0	0	0	0	0	0	0
2025	Packers	4	4	6	3	3	2	9	2.0	9.0	5	0	0	0	0	2	0	0	0	0	0	0	0	0	0	0	0
NFL TOTALS		51	9	80	46	34	17	90	14.0	88.0	28	0	0	0	0	3	1	3	0	0	0	0	0	0	0	0	0

DEVONTE WYATT'S NFL POSTSEASON DEFENSIVE STATISTICS

		TACKLES								INTERCEPTIONS										ST				MISC			
YEAR	TEAM	GP	GS	TK	S	A	TFL	YDS	SK	YDS	QBH	NO	YDS	LG	TD	PD	FF	FR	TD	YDS	TK	S	A	FF	FR	S	A
2023	Packers	2	1	2	2	0	0	0	0.0	0.0	0	0	0	0	0	0	0	0	0	0	0	0	0	0	0	0	0
2024	Packers	1	0	0	0	0	0	0	0.0	0.0	0	0	0	0	0	0	0	0	0	0	0	0	0	0	0	0	0
NFL TOTALS		3	1	2	2	0	0	0	0.0	0.0	0	0	0	0	0	0	0	0	0	0	0	0	0	0	0	0	0

SINGLE-GAME HIGHS: DEFENSIVE

**Total Tackles** 4 vs. New Orleans Saints, Dec 23, 2024  
4 at Detroit Lions, Dec 05, 2024  
...3 more at 4.  
**Solo Tackles** 4 at New York Giants, Dec 11, 2023  
3 vs. New Orleans Saints, Dec 23, 2024  
...4 more at 3.  
**Sacks** 2.0 at Tennessee Titans, Sep 22, 2024  
1.5 at Chicago Bears, Sep 10, 2023  
**Passes Defensed** 2 vs. Washington Commanders, Sep 11, 2025  
1 at Detroit Lions, Nov 06, 2022

**Forced Fumbles** 1 vs. Detroit Lions, Jan 08, 2023  
**Fumble Recoveries** 1 at Jacksonville Jaguars, Oct 27, 2024  
1 at Philadelphia Eagles, Sep 06, 2024  
...1 more at 1.  
**Tackles For Loss** 2 vs. New Orleans Saints, Dec 23, 2024  
2 at Tennessee Titans, Sep 22, 2024  
...3 more at 2.

2025 GXG REGULAR SEASON (PACKERS)

DATE	OPPONENT	P/S	TK	S	A	SK	YDS	INT	PD	FF	FR
09/07	Lions	S	3	1	2	1.0	8.0	0	0	0	0
09/11	Commanders	S	2	2	0	1.0	1.0	0	2	0	0
09/21	at Browns	S	0	0	0	0.0	0.0	0	0	0	0
09/28	at Cowboys	S	1	0	1	0.0	0.0	0	0	0	0
2025 TOTALS		4-4	6	3	3	2.0	9.0	0	2	0	0