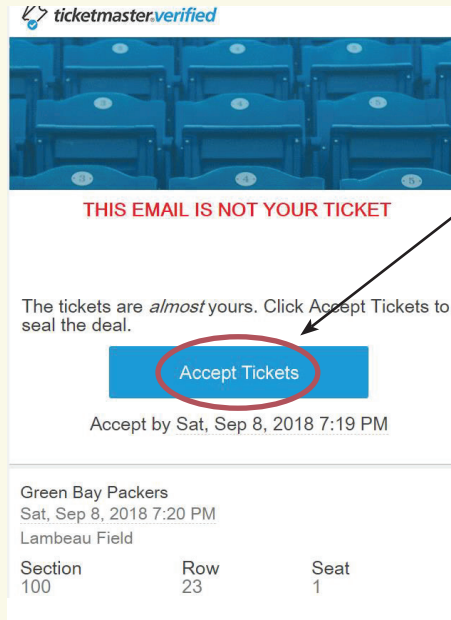


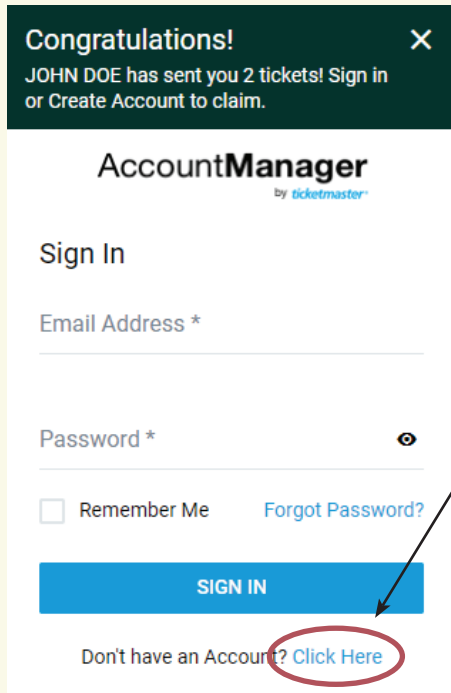


COMPUTER: HOW TO ACCEPT A TRANSFER

Transferred tickets must be accessed from a smartphone. There is no print option.



1 Open the email that the offer was sent to and click on “Accept Tickets”.



2 If you have a Ticketmaster account enter your email and password.

If you do not have an account click on “Click Here” at the bottom.


Congratulations! ✕
JOHN DOE has sent you 2 tickets! Sign in or Create Account to claim.

AccountManager
by ticketmaster

Create Account

First Name * Last Name *
Jane Doe

Email Address *
gbpackertest2@gmail.com

Password *
..... 

By creating an account, you agree to our Privacy Policy

SIGN UP

Already have an Account? [Click Here](#)

3 Enter your First Name, Last Name, Email Address (use the one the tickets were sent to), and create a password (passwords are alpha-numeric only). Check the box to agree to the privacy policy and click on “Sign up”.

4 Click on “Agree” to agree to the Terms & Conditions.

TERMS & CONDITIONS

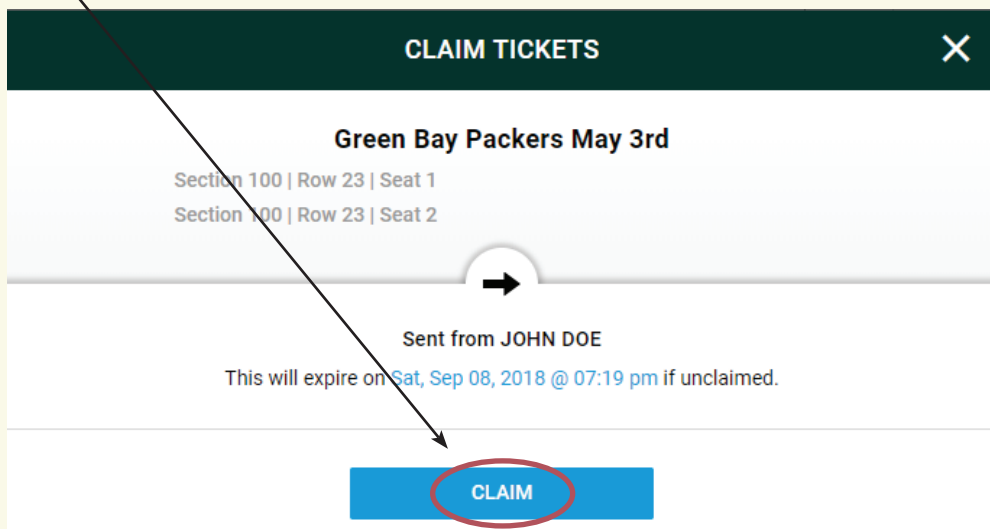
Your Consent to these Terms, and How these Terms may be Amended

You are currently visiting a section of the Green Bay Packers web site, or reviewing an e-mail, that features advanced ticketing transaction technologies and services (such section of the Green Bay Packers web site, e-mail, technologies and services, are collectively referred to as the “Advanced Services”). Some of the Advanced Services are provided by the Green Bay Packers, and some of the Advanced Services are provided by Ticketmaster. The following are the “Terms” that govern your use of the Advanced Services. While using the Advanced Services you may see links that,

AGREE **DISAGREE**



5 Select "Claim".



6 The tickets are now in your account. In order to enter the stadium on gameday you will have to use a smartphone and log into your account through the Packers App. Please reference the guide "MOBILE-HOW TO VIEW MOBILE TICKET".

