

GREEN BAY PACKERS
WEEKLY MEDIA INFORMATION PACKET

GREEN BAY PACKERS **VS.** ARIZONA CARDINALS
SUNDAY, DEC. 2, 2018 @ 12 PM CST - LAMBEAU FIELD



THE DOPE SHEET

OFFICIAL PROGRAM AND PUBLICATION, ACME-PACKERS FOOTBALL TEAM.

Packers Communications • Lambeau Field Atrium • 1265 Lombardi Avenue • Green Bay, WI 54304 • 920/569-7500 • 920/569-7201 fax
Jason Wahlers, Sarah Quick, Tom Fanning, Nathan LoCascio

VOL. XX; NO. 19

GREEN BAY (4-6-1) VS. ARIZONA (2-9)

Sunday, Dec. 2 • Lambeau Field • 12 p.m. CST

PACKERS RETURN HOME TO PLAY THE CARDINALS

The Green Bay Packers host the Arizona Cardinals on Sunday afternoon at Lambeau Field.

- ▶ It is only the second time the Cardinals have played at Lambeau Field in December (Dec. 21, 1969).
- ▶ The Packers are 28-9 all-time at home against the Cardinals during the regular and postseason, including wins in each of the last nine.
- ▶ Green Bay is 44-23-4 against Arizona during the regular season.
- ▶ The Packers have scored 24-plus points in seven of the last eight home games against the Cardinals, including eclipsing 30 points five times.
- ▶ Arizona last played at Green Bay during the regular season in 2012, a 31-17 Packers victory.



DECEMBER DOMINANCE

- ▶ Under Head Coach **Mike McCarthy**, the Packers are 35-16 in the month of December (since 2006), a .686 winning percentage that ranks **No. 3 in the NFL** over that span.
- ▶ Dating back to 2006, Green Bay is 22-4 at home in the month of December, ranking **No. 2 in the NFL** with a winning percentage of .846, according to pro-football-reference.com.
- ▶ With QB **Aaron Rodgers** as the starter, the Packers are 24-10 in the month of December, including 16-1 at home, with the only loss coming in 2008 (according to Sportradar).

AGAINST THE NFC WEST

- ▶ The Packers have played three games against NFC West opponents this season, with all three games being decided by three points or less.
- ▶ Under McCarthy, Green Bay is 18-9 versus NFC West teams during the regular season. The Packers' .667 winning percentage is **tied for No. 5 in the NFL** against the NFC West, and Green Bay's 18 wins are **tied for No. 1** (Minnesota) among teams outside the NFC West (pro-football-reference.com).
- ▶ Dating back to 2002, the Packers are 23-11 against the NFC West in the regular season. Green Bay's .676 winning percentage against the NFC West is **No. 1 in the NFC** and **No. 4 in the NFL**.
- ▶ The Packers' 23 wins against the NFC West since 2002 are **the most in the NFL** for a team outside the division.
- ▶ Green Bay has a plus-257 point differential against the NFC West since 2002, **No. 2 in the NFL** behind the Seattle Seahawks (plus-614).
- ▶ Rodgers has started 22 regular-season games against teams from the NFC West, with the Packers winning 15 of those. Rodgers has thrown 42 touchdowns and nine interceptions in the 22 games, and his 105.7 passer rating ranks **No. 1 in the NFL** among active players against the NFC West since 2008 (min. 150 pass att.).
- ▶ Rodgers has recorded a passer rating of 100-plus in 14 regular-season games against the NFC West, including four of the past five.
- ▶ In three games against NFC West opponents this season, Rodgers has completed 60.4 percent of his passes, averaged 347.7 passing yards per game, thrown five TDs compared to zero INTs and recorded an overall passer rating of 109.1, **No. 4 in the NFL** (min. 50 pass attempts) according to Sportradar (Patrick Mahomes, 120.4 / Russell Wilson, 116.6 / Philip Rivers, 114.4).

REGULAR-SEASON WEEK 13

- ▶ TE **Jimmy Graham** has played against NFC West teams 32 times (including postseason) and has registered 14 TD receptions. According to Sportradar, he ranks No. 2 in receiving TDs against NFC West teams since 2010, trailing only Arizona Cardinals WR Larry Fitzgerald, who has 19 receiving TDs in 51 games.

WITH THE CALL

FOX Sports, now in its 25th season as an NFL network television partner, will broadcast the game.



- ▶ Play-by-play man **Chris Myers** joins analyst **Daryl Johnston** and sideline reporter **Laura Okmin**.
- ▶ Milwaukee's WTMJ (620 AM), airing Green Bay games since November 1929, heads up the Packers Radio Network that is made up of 50 stations in four states. **Wayne Larrivee** (play-by-play) and two-time Packers Pro Bowler **Larry McCarren** (analyst) call the action. McCarren first joined the team's broadcasts in 1995 and enters his 24th season calling Packers games. After originally being paired together in 1999, McCarren and Larrivee enter their 20th season of broadcasts together. In Week 1, they surpassed Jim Irwin and Max McGee for the most regular-season and postseason games broadcast for the Packers.
- ▶ The broadcast is also available on Sirius Satellite Radio (WTMJ feed).
- ▶ DIRECTV subscribers can watch the game on Channel 711.

REGULAR SEASON

Date	Opponent	Time (CT)	TV
Sun., Sept. 9	CHICAGO BEARS	W, 24-23	78,282
Sun., Sept. 16	MINNESOTA VIKINGS (Gold Pkg.)	T, 29-29	78,461
Sun., Sept. 23	at Washington Redskins	L, 17-31	47,880
Sun., Sept. 30	BUFFALO BILLS	W, 22-0	78,312
Sun., Oct. 7	at Detroit Lions	L, 23-31	63,405
Mon., Oct. 15	SAN FRANCISCO 49ERS	W, 33-30	77,642
Sun., Oct. 21	BYE		
Sun., Oct. 28	at Los Angeles Rams	L, 27-29	75,822
Sun., Nov. 4	at New England Patriots	L, 17-31	65,878
Sun., Nov. 11	MIAMI DOLPHINS (Gold Pkg.)	W, 31-12	78,076
Thu., Nov. 15	at Seattle Seahawks	L, 24-27	69,007
Sun., Nov. 25	at Minnesota Vikings	L, 17-24	66,872
Sun., Dec. 2	ARIZONA CARDINALS	12 p.m.	FOX
Sun., Dec. 9	ATLANTA FALCONS	12 p.m.	FOX
Sun., Dec. 16	at Chicago Bears	12 p.m.	FOX
Sun., Dec. 23	at New York Jets	*12 p.m.	CBS/FOX
Sun., Dec. 30	DETROIT LIONS	*12 p.m.	FOX

*—Start time and broadcast may shift due to NFL flexible scheduling

NFL POSTSEASON DATES

Jan. 5-6	AFC and NFC Wild Card Playoffs
Jan. 12-13	AFC and NFC Divisional Playoffs
Jan. 20	AFC and NFC Championship Games
Jan. 27	Pro Bowl, Camping World Stadium, Orlando, Fla.
Feb. 3	Super Bowl LIII, Mercedes-Benz Stadium, Atlanta, Ga.



PACKERS VS. CARDINALS - WEEK 13

HOME SWEET HOME

Green Bay has a long tradition of playing well at Lambeau Field and it has continued this season with a 4-0-1 record. The Packers are **one of four teams to not lose at home so far this season** (Kansas City, Los Angeles Rams, New England).

- ▶ Green Bay has 225 victories at Lambeau Field, the most home wins by any franchise at one stadium in NFL history.
- ▶ With the win over the Chicago Bears in Week 1, Green Bay has won six straight home openers (2013-18).
- ▶ Under Head Coach **Mike McCarthy**, Green Bay is 73-26-2 at home during the regular season. The Packers' .733 winning percentage ranks **No. 2 in the NFL** over that span:

Team	Record At Home (Since 2006)	Pct.
1. New England	86-15	.851
2. Green Bay	73-26-2	.733
3. Baltimore	74-28	.725
4. Pittsburgh	73-28	.723
5. Indianapolis	69-33	.676
6. Seattle	67-33	.670

- ▶ Green Bay finished with a record of .500 or better at home in 12 seasons under McCarthy:

Season	Home Record
2018	4-0-1
2017	4-4
2016	6-2
2015	5-3
2014	8-0
2013	4-3-1
2012	7-1
2011	8-0
2010	7-1
2009	6-2
2008	4-4
2007	7-1

- ▶ Since the start of 2014, Green Bay ranks in the top five in winning percentage at home during the regular season:

Team	Record At Home (Since 2014)	Pct.
1. New England	31-6	.838
2. Kansas City	29-8	.784
3. Green Bay	27-9-1	.743
4. Pittsburgh	27-10	.730
5t. Carolina/Minnesota	27-11	.711

- ▶ The Packers rank **No. 10 in the league** with a plus-45 point differential at home this season. Green Bay ranks **No. 4 in the NFL** in point differential at home since the start of the 2014 season (according to pro-football-reference.com):

Team	Point Differential At Home (Since 2014)
1. New England	plus-468
2. Kansas City	plus-339
3. Pittsburgh	plus-301
4. Green Bay	plus-286
5. Baltimore	plus-247

- ▶ The Packers are 37-11-1 (.765, **No. 2 in the NFL**) at home in the second half of the season since 2006 with a plus-533 point differential that ranks **No. 2 in the NFL** over that span (pro-football-reference.com).
- ▶ Green Bay has won five of its past seven home games played in the second half of the regular season (Games 9-16).
- ▶ The Packers' defense has 21 sacks at home this season, **tied for No. 2 in the NFL**:

Team	Sacks At Home (2018)
1. Minnesota	24.0
2t. Green Bay	21.0
2t. Kansas City	21.0
4. Chicago	20.0

- ▶ QB **Aaron Rodgers** has started 75 home games during the regular season for Green Bay, with the Packers holding a 60-14-1 record in those contests. He has completed 1,695 of 2,554 passes (66.4 pct.) for 20,649 yards (275.3 per game), 178 touchdowns, 33 interceptions and a passer rating of 108.9.
- ▶ Rodgers ranks **No. 1 in the NFL** since 1970 in passer rating at home as a starter (Sportradar), min. 500 pass attempts:

Player	Passer Rating At Home (Since 1970)
1. Aaron Rodgers, GB	108.9
2. Drew Brees, SD/NO	103.2
3. Russell Wilson, SEA	102.7
4. Steve Young, TB/SF	100.2
5. Carson Wentz, PHI	100.1

- ▶ Rodgers has led Green Bay to an 10-0-1 record in his last 11 starts at home, recording a passer rating of 100-plus in eight of those games.
- ▶ Dating back to the 2016 season, TE **Jimmy Graham** and WR **Davante Adams** both rank in the top 10 of the NFL in TD receptions at home:

Player	TD Receptions At Home (2016-18)
1. Antonio Brown, PIT	18
2. DeAndre Hopkins, HOU	16
3. Jordy Nelson, GB/OAK	15
4. Davante Adams, GB	14
5. Michael Crabtree, OAK/BAL	13
6t. Larry Fitzgerald, AZ	12
6t. Kenny Stills, MIA	12
7t. Jimmy Graham, SEA/GB, four others	11

- ▶ In five home games this season, Adams has registered 35 receptions for 422 yards (12.1 avg.), and his six touchdowns are **tied for No. 1 in the NFL** this season:

Player	TD Receptions At Home
1t. Davante Adams, GB	6
1t. Antonio Brown, PIT	6
1t. Eric Ebron, IND	6
1t. Calvin Ridley, ATL	6
5t. Tyler Boyd, CIN	5
5t. T.Y. Hilton, IND	5
5t. Michael Thomas, NO	5

- ▶ Adams needs one TD to tie his single-season high at home from 2016.
- ▶ WR **Randall Cobb** is **tied for No. 9** in franchise history in TD receptions at home.



PACKERS VS. CARDINALS - WEEK 13

ASCENDING ADAMS

After earning his first Pro Bowl appearance in 2017, WR **Davante Adams** has recorded his first 1,000-yard receiving season in 2018.

► Adams ranks in the top 10 of the NFL in receiving TDs, receptions and receiving yards this season:

Player	Receiving TDs (2018)
1t. Antonio Brown, PIT	11
1t. Eric Ebron, IND	11
1t. Tyreek Hill, KC	11
4. Davante Adams, GB	10

Player	Receptions (2018)
1. Adam Thielen, MIN	93
2. Michael Thomas, NO	86
3. Zach Ertz, PHI	84
4. Julio Jones, ATL	84
5. Stefon Diggs, MIN	79
6t. Davante Adams, GB	77
6t. JuJu Smith-Schuster, PIT	77

Player	Receiving Yards (2018)
1. Julio Jones, ATL	1,305
2. Adam Thielen, MIN	1,138
3. Tyreek Hill, KC	1,106
4. Michael Thomas, NO	1,080
5. Mike Evans, TB	1,073
6. JuJu Smith-Schuster, PIT	1,055
7. DeAndre Hopkins, HOU	1,024
8. Davante Adams, GB	1,022

- Registered the **third-most** receptions (314) and **tied for the third most** receiving touchdowns (36) by a Green Bay player in their first five seasons (2014-18) in the NFL (according to the Elias Sports Bureau).
- Adams' 10 TD receptions this season are tied for the third most through 11 games by a Packer (since 1950) behind only WR Billy Howton (12 in 1956 and 11 in 1952) and WR **Randall Cobb** (10 in 2014).
- Adams is **tied for No. 1 in the NFL** with four games with 130-plus receiving yards this season, tied for the **second most in franchise history** (Don Hutson, five in 1942) according to the Elias Sports Bureau.
- Adams recorded 130-plus receiving yards in three consecutive games (Weeks 5-6, 8), joining WR James Lofton (1984) as the only players in franchise history to do so, according to the Elias Sports Bureau.
- Dating back to 2017 (Weeks 14-15, Weeks 1-6 and 8-9 in 2018), Adams recorded five-plus receptions in 10 consecutive games to rank **No. 3 in team history**, trailing Sharpe, who recorded 18 consecutive games in 1993-94 and 13 straight games in 1992-93, according to the Elias Sports Bureau.
- Adams became the **first player in franchise history** to record five-plus receptions in each of the first eight games of the season (2018).
- Adams was the first Packer since Jennings (2010) with three straight games with 100-plus receiving yards. Adams finished one short of the franchise record held by Lofton (four in 1982-83) and Hutson (four in 1945).

STAT OF THE WEEK

- With 10-plus receiving touchdowns in each of the last three seasons (12 in 2016, 10 in 2017 and 2018), WR **Davante Adams** joined Sterling Sharpe (1992-94) and Don Hutson (1941-43) as the **only players in franchise history to register 10-plus TD catches in three straight seasons**.
- Adams is the **only player in the NFL** to register 70-plus receptions and 10-plus receiving touchdowns in each of the last three seasons (2016-18).

- Adams' average of 26.6 yards per catch in Week 8 was a career high (min. four receptions).
- Adams finished with 10 receptions for 166 yards (16.6 avg.) in Week 11, his sixth career game with 10-plus catches, **No. 3 in team history**:

Packers Player	Games With 10-Plus Receptions
1t. Donald Driver, 1999-2012	7
1t. Sterling Sharpe, 1988-94	7
3. Davante Adams, 2014-18	6
4. Don Hutson, 1935-45	4

- In Week 5, Adams extended his franchise record by posting a TD catch in his 10th straight road game, and **tied the longest streak in NFL history** (Eagles WR Tommy McDonald, 10, 1959-61).
- Adams opened the 2018 season with a TD reception in each of the first three contests, which extended his streak of consecutive regular-season games with a TD catch to five, dating back to last season. He had six TD catches during the streak. It was the longest streak of his career, besting the run of three games he had in 2017 (Games 4-6) when he totaled five receiving touchdowns. It was also the longest streak by a Packer player since Cobb's streak of six games in 2014.
- Adams ranks at the **top of the NFL** in receiving touchdowns since 2016:

Player	Receiving TDs (2016-18)
1t. Davante Adams, GB	32
1t. Antonio Brown, PIT	32
3. DeAndre Hopkins, HOU	25
4. Tyreek Hill, KC	24

- Adams is **tied for No. 2 in the NFL** with a receiving TD in eight games this season. Dating back to 2016, Adams has registered at least one TD reception in 25 games, **No. 1 in the NFL**:

Player	Games With A Receiving TD (2016-18)
1. Davante Adams, GB	25
2. Antonio Brown, PIT	23
3. DeAndre Hopkins, HOU	21

- Adams is **one of five NFL players** to register 10-plus receptions and two-plus TDs in a game this season. Dating back to 2015, Adams ranks **No. 2 in the NFL** in games with 10-plus receptions and two-plus receiving TDs:

Player	Games With 10-Plus Rec. And Two-Plus Rec. TDs (Since 2015)
1. Antonio Brown, PIT	4
2. Davante Adams, GB	3
3t. Five players	2

- Adams matched his career high with two receiving TDs in Week 10. He has seven multiple-receiving-touchdown games since 2016, **tied for No. 1 in the NFL**:

Player	Games With Two-Plus Receiving TDs (Since 2016)
1t. Davante Adams, GB	7
1t. Antonio Brown, PIT	7
3t. Three players	5

PACKERS VS. CARDINALS - WEEK 13

THE SECOND HALF

- Under Head Coach **Mike McCarthy**, Green Bay is 62-36-1 in regular-season games 9-16, a .638 winning percentage that ranks in the top five in the NFL since 2006, according to pro-football-reference.com:

<u>Team</u>	<u>Winning Pct. In Games 9-16 (Since 2006)</u>
1. New England	.798 (79-20)
2. Pittsburgh	.687 (68-31)
3. Indianapolis	.633 (63-36)
4. Green Bay	.631 (62-36-1)
5. San Diego/Los Angeles Chargers	.626 (62-37)

- The Packers rank in the top five in point differential in the second half of the regular season since 2006:

<u>Team</u>	<u>Point Differential In Games 9-16 (Since 2006)</u>
1. New England	plus-1,159
2. Pittsburgh	plus-587
3. Green Bay	plus-511
4. Seattle	plus-483
5. San Diego/Los Angeles Chargers	plus-480

- Dating back to 2008, QB **Aaron Rodgers** ranks **No. 2 in the NFL** in passer rating in the second half of the season (min. 500 pass att.), according to pro-football-reference.com:

<u>Player</u>	<u>Passer Rating In Games 9-16 (Since 2008)</u>
1. Russell Wilson, SEA	105.0
2. Aaron Rodgers, GB	103.7
3. Drew Brees, NO	102.2
4. Tom Brady, NE	100.1
5. Tony Romo, DAL	99.2

- Rodgers has registered a passer rating of 100-plus in eight of the last 11 games he has played in during the second half of the season:

<u>Date</u>	<u>Opp.</u>	<u>Pass Yds.</u>	<u>Pass TDs</u>	<u>Ints</u>	<u>Rating</u>
11/25/18	@MIN	198	1	0	94.0
11/15/18	@SEA	332	2	0	128.8
11/11/18	MIA	199	2	0	112.1
12/17/17	@CAR	290	3	3	71.5
1/1/17	@DET	300	4	0	126.0
12/24/16	MIN	347	4	0	136.6
12/18/16	@CHI	252	0	0	87.0
12/11/16	SEA	246	3	0	150.8
12/4/16	HOU	209	2	0	108.9
11/28/16	@PHI	313	2	0	116.7
11/20/16	@WAS	351	3	0	115.0

EFFECTIVE RUNNING GAME

- Green Bay is **tied for No. 5 in the NFL** this season in games with 95-plus rushing yards (eight).
- The Packers recorded four straight 100-yard rushing games as a team on 25 or fewer carries (Week 6, Weeks 8-10), the **longest streak in franchise history** and in the league this season (according to the Elias Sports Bureau).

- Green Bay ranks **No. 4 in the NFL** in average yards per rush this season:

<u>Team</u>	<u>Yards Per Rush</u>
1. Carolina	5.30
2. Denver	5.22
3. Los Angeles Chargers	5.03
4. Green Bay	5.02

- The Packers rank **No. 5 in the NFL** in percentage of rushing plays that gain 10-plus yards (15.0) this season (Sportradar).
- Green Bay posted a season-high 195 rushing yards on 25 carries (7.8 avg.) in Week 10, just the third time since the 1970 AFL-NFL merger that the Packers recorded 195-plus rushing yards on 25 or fewer carries (at St. Louis Cardinals, Sept. 29, 1985; at Chicago, Dec. 18, 2016).
- The Packers rushed for 100 yards on 17 carries (5.9 avg.) in Week 3 at Washington, marking the fewest rushing attempts by Green Bay in a 100-yard rushing game since Oct. 18, 2015, vs. San Diego (17-133).

JONES JUMPS TO THE FRONT

- RB **Aaron Jones** ranks **No. 1 in the NFL** in rushing average (min. 55 att.) this season:

<u>Player</u>	<u>Rushing Average</u>
1. Aaron Jones, GB	6.00
2. Austin Ekeler, LAC	5.84
3. Matt Breida, SF	5.81

- Among running backs with 150-plus career attempts, Jones ranks **No. 2 in NFL history** with an average of 5.79 yards per carry (Skeets Quinlan, 5.87).
- Jones ranks **No. 3 among the NFL running backs** in percentage of rushing attempts that gain 10-plus yards (min. 50 carries), according to Sportradar:

<u>Player</u>	<u>Rush % (10-Plus Yards)</u>
1. Austin Ekeler, LAC	22.9
2. Matt Breida, SF	20.5
3. Aaron Jones, GB	18.8
4. Phillip Lindsay, DEN	17.0

- Jones has posted at least one rushing TD in three straight games for the first time in his career. His four rushing TDs in the last three games are tied with Jaguars RB Leonard Fournette for the most in the NFL since Week 10.
- In Weeks 8-10, Jones became the first Packer since QB Tobin Rote in 1951 to have 75-plus rushing yards on 15 or fewer attempts in three straight games.
- Jones rushed for a career-high 145 yards on 15 carries (9.7 avg.) with a career-best two rushing TDs in Week 10 to become just the sixth Packer since 1950 to rush for 145-plus yards in a game on 15 or fewer carries and the first to accomplish the feat since RB Ahman Green had 15 carries for 163 yards vs. Dallas on Oct. 24, 2004.
- Jones' 67-yard run late in the first quarter in Week 10 was the longest of his career and the longest by a Packer since WR Randall Cobb's 67-yarder vs. Detroit on Oct. 6, 2013.
- In Week 10, Jones rushed for 96 yards on four carries (24.0 avg.) in the first quarter, the most rushing yards by a Packer in a first quarter since Green had 122 rushing yards vs. Detroit in the opening quarter on Sept. 9, 2001. Jones had 101 rushing yards in the first half, the most by a Packer since RB Ty Montgomery posted 123 yards on the ground in the first half at Chicago on Dec. 18, 2016.
- Jones had a career-high six runs of 10-plus yards in Week 10, the most by a Packer since Green had six at Minnesota on Nov. 2, 2003.



PACKERS VS. CARDINALS - WEEK 13

AT THE HELM

Having led Green Bay to the playoffs in nine of his first 12 seasons as head coach, **Mike McCarthy** is joined by Vince Lombardi and Mike Holmgren as the only coaches to guide the Packers to a Super Bowl win with a victory over Pittsburgh in Super Bowl XLV.

- McCarthy's 121 regular-season wins in his first 12 years as a head coach (2006-17) are **No. 4 in NFL history** (according to the Elias Sports Bureau):

Coach	Wins In First 12 Regular Seasons
1. Don Shula, BAL/MIA	128
2. Tony Dungy, TB/IND	127
3. Joe Gibbs, WAS	124
4. Mike McCarthy, GB	121
5. Andy Reid, PHI/KC	118

- McCarthy guided the Packers to a franchise-record fourth consecutive division title in 2014. In his first 12 seasons, he won six division titles, tying Lombardi for the second most in franchise history.

- With a win at Tampa Bay in Week 16 of the 2014 season, McCarthy passed Lombardi for the No. 2 spot in team history as far as overall victories:

Coach	Overall Wins
1. Curly Lambeau, 1921-49	212
2. Mike McCarthy, 2006-18	135
3. Vince Lombardi, 1959-67	98
4. Mike Holmgren, 1992-98	84

- The 135 overall wins are the most in the NFC and the **third most in the NFL** since 2006 (New England, 176 / Pittsburgh, 139).

- In Week 6 of the 2017 season, McCarthy recorded his 200th career game as a head coach (including the postseason). Having compiled 128 victories, he tied Bud Grant and Chuck Noll for the **sixth-most wins by a head coach** through 200 games: Don Shula, 149 / Joe Gibbs, 138 / George Halas, 134 / Tony Dungy, 130 / Curly Lambeau, 130.

- McCarthy reached 100 career wins (including playoffs) in just his 155th game. He was the fastest to reach 100 wins in the NFL since George Seifert in 1996 (132 games).

- McCarthy recorded his third regular season with 12-plus wins in 2014 (2007, 2011), passing Lambeau (1929, 1931), Lombardi (1962, 1966), Holmgren (1996-97) and Mike Sherman (2001-02) for the most by a coach in franchise history.

- McCarthy has guided the Packers to five seasons with 11-plus wins (2007, 2009, 2011-12, 2014), passing Lombardi (1961-63, 1966) and Holmgren (1995-98) for the **most by a coach in franchise history**.

- McCarthy's eight regular seasons with 10-plus wins are a **franchise record** (since 1921). Among current NFL head coaches, only Bill Belichick (17) and Andy Reid (12) have more 10-plus-win seasons.

- McCarthy is the **only coach in franchise history** to post three or more consecutive 10-win seasons twice in his career (2009-12, 2014-16).

- McCarthy joined Pittsburgh's Bill Cowher (2005) as the only Super Bowl-winning coaches to lead their respective teams to three road wins as the No. 6 seed in the postseason en route to a world title.

- Including playoffs, McCarthy has a 135-84-2 record since taking over as head coach in 2006, a .615 winning percentage that ranks **No. 3 among current NFL head coaches** (minimum 100 games):

Coach	Winning Pct.
1. Bill Belichick, CLE/NE	.684 (286-132)
2. Mike Tomlin, PIT	.651 (131-70-1)
3. Mike McCarthy, GB	.615 (135-84-2)

- McCarthy has coached in 221 games (including playoffs), **No. 2 in team history** behind Lambeau (339 from 1921-49).

- In the Week 6 victory over the San Diego Chargers in 2015, McCarthy earned the 100th regular-season win of his career in just his 150th game, making him the **seventh-fastest coach in NFL history and the fastest current NFL coach** to reach the 100-win plateau:

Coach (Current)	Games Needed For 100 Regular-Season Wins
1. Mike McCarthy, GB	150
2. Andy Reid, PHI/KC	164
3. Bill Belichick, CLE/NE	177

- Since McCarthy took over in 2006, the Packers rank **No. 3 in the NFL** in regular-season winning percentage:

Team	Winning Pct.
1. New England	.783 (159-44)
2. Pittsburgh	.648 (131-71-1)
3. Green Bay	.621 (125-75-2)

- Green Bay's seven 10-win regular seasons since 2009 are **No. 2 in the NFL**:

Team	10-Win Regular Seasons (Since 2009)
1. New England	9
2. Green Bay	7
3. Pittsburgh	6

WINNING WAYS

- The Packers were the only NFC team and one of two teams in the league (New England) to make the playoffs each season from 2009-16. Those eight appearances were more than the rest of the NFC North Division combined during that span (Minnesota-three / Detroit-three / Chicago-one).

- McCarthy became just the **fourth head coach in NFL history** to lead a single franchise to eight-plus consecutive playoff appearances:

Coach	Years
Tom Landry, DAL	1966-73 and 1975-83
Chuck Noll, PIT	1972-79
Mike McCarthy, GB	2009-16
Bill Belichick, NE	2009-17

- There are five teams in the NFL with six-plus playoff appearances from 2009-17, with only two in the NFC (New England, nine / **Green Bay, eight** / Cincinnati, Pittsburgh, Seattle, six).

- With the victory over Dallas in the 2016 playoffs, McCarthy has led the Packers to 10 wins in the postseason, passing Vince Lombardi and Mike Holmgren for the **most in team history**:

Coach	Postseason Wins
1. Mike McCarthy, 2006-17	10
2t. Vince Lombardi, 1959-67	9
2t. Mike Holmgren, 1992-98	9

- The 10 postseason wins since 2007 are **tied for No. 2 in the NFL** with Baltimore and Seattle (New England, 13). The rest of the NFC North has combined for two postseason wins over the last 10 seasons (Minnesota and Chicago, one each).



THE DOPE ON THIS WEEK'S OPPONENT:

Packers vs. Cardinals:

Regular season, all-time:

44-23-4

All-time, Postseason:

1-2

All-time, at Lambeau Field:

7-0

Streaks: The Packers have won seven of the last nine regular-season meetings.

Last meeting, regular season:

Dec. 27, 2015, University of Phoenix Stadium, Cardinals won, 38-8



COACHES CAPSULES

Mike McCarthy: 135-84-2, .615 (incl. 10-8 postseason); 13th NFL season

Steve Wilks: 2-9, .182; 1st NFL season

Head to Head: 0-0

vs. Opponent: McCarthy 3-3 vs. Cardinals; Wilks 0-0 vs. Packers

MIKE MCCARTHY...Is in his 13th year as the Packers' 14th head coach.

- ▶ Led Green Bay to its eighth consecutive playoff appearance in 2016, tied for the fourth-longest streak in NFL history. Has led the team to nine playoff appearances in the last 11 years (2007, 2009-16).
- ▶ Ranks second in franchise history in total victories, trailing only Curly Lambeau.
- ▶ Guided the Packers to top-10 finishes in scoring in eight straight seasons (2007-14), joining the Patriots as the only other team to accomplish the feat over that span; Packers led the league in scoring in 2014.
- ▶ Reached the 100-win plateau faster than any active NFL head coach, needing just 155 games.
- ▶ Joined Vince Lombardi and Mike Holmgren as the only coaches to guide the Packers to a Super Bowl title with a win over Pittsburgh in Super Bowl XLV.

STEVE WILKS...Is in his first year as the Cardinals' 36th head coach.

- ▶ Came to Arizona after spending the previous six seasons with the Carolina Panthers (2012-17), including serving as the defensive coordinator in 2017.
- ▶ The Panthers finished in the top 10 in total defense in five of Wilks' six seasons with the team.
- ▶ Led the Carolina defense in 2017 to finish seventh in the NFL in total defense (317.1 ypg), third in sacks (50) and third in run defense (88.1 ypg).
- ▶ Worked as an assistant for the Chicago Bears (2006-08) and San Diego Chargers (2009-11) prior to joining the Panthers.
- ▶ Also coached for 11 years (1995-2005) at the collegiate level, including one season (1999) as the head coach at Savannah State.

THE PACKERS-CARDINALS SERIES

- ▶ One of the oldest rivalries in sports, the series launched on Nov. 20, 1921, when the Packers and Cardinals tied, 3-3.
- ▶ The series has been noted for its streaks, with the Packers winning 15 straight between 1937-46, followed by the Cardinals winning seven straight through 1949. Green Bay has won 15 of the last 20 regular-season games (with one tie) since.
- ▶ With the Cardinals franchise located in Chicago prior to 1960, the teams played two or more times in a season 20 different years between 1926-49.
- ▶ The Cardinals have not won in Green Bay since defeating the Packers, 14-10, at City Stadium on Oct. 12, 1947.
- ▶ The postseason meeting following the 1982 season marked the Packers' first trip to the playoffs in 10 years and first playoff victory since winning Super Bowl II.
- ▶ The Cardinals have won the past two postseason matchups, the 2009 NFC Wild Card and the 2015 NFC Divisional Playoff, prevailing in OT in both contests.

NOTABLE CONNECTIONS

Cardinals OL Jeremy Vujnovich spent two seasons (2014-15) on the Packers' practice squad...Green Bay LB Reggie Gilbert is from Laveen, Ariz., and played collegiately at the University of Arizona...Packers LBs Kyle Fackrell (Mesa) and Blake Martinez (Oro Valley) also hail from Arizona...Green Bay secondary coach Jason Simmons played at Arizona State from 1994-97...Packers strength and conditioning assistant Grant Thorne is from Tucson, Ariz. ...Arizona assistant special teams coach Randall McCray was an assistant in various roles at the University of Wisconsin from 2006-09...Green Bay head coach Mike McCarthy (2005), offense – pass game coordinator Jim Hostler (2005-07) and quarterbacks coach Frank Cignetti Jr. (2007) coached in San Francisco with Cardinals special teams coordinator Jeff Rodgers while P Andy Lee played for the 49ers...Lee also teamed with Packers CB Tramon Williams in Cleveland in 2015 while Green Bay defensive coordinator Mike Pettine was the Browns' head coach...Packers offensive coordinator Joe Philbin was Vujnovich's position coach in Indianapolis from 2016-17...Vujnovich and Arizona TE Darrell Daniels also played with Packers LB Antonio Morrison in Indianapolis...Packers TE Jimmy Graham played with Cardinals FB Derrick Coleman (2015) and OL Oday Aboushi (2017) in Seattle...Green Bay T/G Byron Bell played in Carolina while Cardinals head coach Steve Wilks, defensive coordinator Al Holcomb and offensive line coach Ray Brown coached for the Panthers. Bell also teamed with Arizona S Tre Boston in Carolina in 2014...Bell and Cardinals DE Benson Mayowa were teammates in Dallas in 2017...Packers TE Mercedes Lewis played with Arizona offensive coordinator Byron Leftwich in Jacksonville for one season (2006)...Leftwich played in Atlanta in 2007 while Packers defense – pass game coordinator Joe Whitt Jr. coached for the Falcons...McCarthy and Cignetti coached together in New Orleans in 2000 while Cardinals running backs coach Terry Allen played for the Saints...McCarthy and Cignetti also coached at the University of Pittsburgh alongside Arizona strength and conditioning coach Buddy Morris in 1989. Morris and Cignetti worked together again at Pittsburgh from 2009-10. Green Bay tight ends coach Brian Angelichio also coached for the Panthers with Morris from 2007-10...Angelichio coached in Tampa Bay from 2012-13 while Arizona QB Mike Glennon and CB Leonard Johnson played for the Buccaneers...Johnson (2015), Cardinals DE Chandler Jones (2012-15) and DE Zach Moore played in New England while Packers defense – run game coordinator/inside linebackers coach Patrick Graham coached for the Patriots...Green Bay K Mason Crosby played at the University of Colorado (2003-06) while Cardinals assistant strength and conditioning coach Vernon Stephens worked in the same role for the Buffaloes...Packers defensive assistant Scott McCurley played with Cardinals WR Larry Fitzgerald and Lee at the University of Pittsburgh...Arizona defensive line coach Don Johnson coached at UCLA (2002-04) while Lewis played for the Bruins...Former college teammates include: Morrison and Cardinals OL D.J. Humphries (Florida), Packers LB Korey Toomer and Mayowa (Idaho), Packers WR Randall Cobb and Cardinals DT Corey Peters (Kentucky), Packers DL Kenny Clark and Cardinals QB Josh Rosen (UCLA) and Packers CB Kevin King, Cardinals S Budda Baker and LB Zeke Turner (Washington).

LAST MEETING, REGULAR SEASON

Dec. 27, 2015, University of Phoenix Stadium, Cardinals won, 38-8

- ▶ Packers QB Aaron Rodgers completed 15 of 28 passes for 151 yards, one TD and one INT.
- ▶ Cardinals QB Carson Palmer completed 18 of 27 passes for 265 yards, two TDs and one INT.
- ▶ Arizona WR Michael Floyd registered six receptions for 111 yards.



PACKERS VS. CARDINALS - WEEK 13

TAKING HIS PLACE AMONG THE GAME'S BEST

QB **Aaron Rodgers** surpassed the 1,500-attempt plateau for his career in 2010, the benchmark to qualify for passer rating in the NFL record book.

► Rodgers ranks **No. 1 in NFL history** in career passer rating:

Quarterback	Career Passer Rating
1. Aaron Rodgers, GB	103.6
2. Russell Wilson, SEA	100.1
3. Drew Brees, NO	97.9
4. Tom Brady, NE	97.5

► Rodgers threw for 442 yards, three touchdowns and zero interceptions at Detroit in Week 5 and then recorded 425 yards, two touchdowns and zero interceptions in Week 6, becoming the **first player in NFL history to have back-to-back 400-yard games with no INTs**.

► It was the sixth 400-yard passing game for Rodgers, a **franchise record**. No other quarterback in franchise annals has more than one 400-yard passing game (four QBs with one).

► Rodgers reached 40,000 passing yards in his 154th career game (Week 5 at Detroit). At the time, he had 323 passing TDs, becoming the **first quarterback in NFL history to reach 40,000 passing yards and 300 TD passes in fewer than 157 games**, the number in which both Peyton Manning and Dan Marino reached the two marks.

► Rodgers tied Manning for the **fourth-fewest games to reach 40,000 passing yards**, trailing Matt Ryan (151), Drew Brees (152) and Dan Marino (153), according to the Elias Sports Bureau.

► Rodgers reached 5,000 career attempts in Week 3. At the time of his 5,000th career attempt, he had 319 TD passes and 78 INTs, setting the record for the most (Johnny Unitas, 284) and fewest (Donovan McNabb, 107) in each category in NFL history at the time of the 5,000th attempt.

► A look at where Rodgers ranks among active NFL quarterbacks **since he took over as the starter in 2008** (min. 1,500 attempts):

Quarterback	Passing TDs (Since 2008)
1. Drew Brees, NO	383
2. Aaron Rodgers, GB	332
3. Philip Rivers, SD/LAC	324

Quarterback	Passer Rating (Since 2008)
1. Aaron Rodgers, GB	104.0
2. Drew Brees, NO	102.4
3. Tom Brady, NE	100.5

Quarterback	Yards/Attempt (Since 2008)
1. Philip Rivers, SD/LAC	7.95
2. Drew Brees, NO	7.90
3. Aaron Rodgers, GB	7.89

Quarterback	INT Percentage (Since 2008)
1. Tom Brady, NE	1.5
2. Aaron Rodgers, GB	1.6
3. Alex Smith, SF/KC/WAS	1.7

Quarterback	Pass TD Pct. (Since 2008)
1. Aaron Rodgers, GB	6.3
2. Russell Wilson, SEA	5.9

Quarterback	Passing Yards (Since 2008)
1. Drew Brees, NO	52,391
2. Philip Rivers, SD/LAC	46,779
3. Matt Ryan, ATL	45,479
4. Eli Manning, NYG	43,390
5. Ben Roethlisberger, PIT	43,056
6. Tom Brady, NE	42,820
7. Aaron Rodgers, GB	41,444

► Rodgers has tied his own franchise record (2016) with seven straight games (min. 15 att.) without an interception. His streak of consecutive attempts without an INT is up to 286, **second in team history** behind Bart Starr's streak of 294 in 1964-65.

► Four times Rodgers has had 10-plus zero-INT games (min. 15 att.) in a season (10 in 2018, 11 in 2016, 13 in 2014, 12 in 2009). The only other QB in team history to have 10 in a season was Bart Starr (10) in 1964. Rodgers ranks **No. 1 in the NFL** in zero-INT games this season:

Player	Games With Zero INTs (2018)
1. Aaron Rodgers, GB	10
2. Drew Brees, NO	9
3. Dak Prescott, DAL	8
4t. Derek Carr, OAK	7
4t. Russell Wilson, SEA	7

► Since 1932, Rodgers ranks **No. 1 in the NFL** in touchdown/interception ratio, according to Sportradar (min. 1,500 att.):

Quarterback	TD/INT Ratio (Since 1932)
1. Aaron Rodgers, GB	4.2 (333/79)
2. Russell Wilson, SEA	3.1 (186/61)
3. Tom Brady, NE	3.0 (507/167)

► Dating back to 1921, Rodgers is tied with New England QB Tom Brady for the most seasons with 30-plus touchdowns and less than 10 interceptions (according to pro-football-reference.com):

Player	Seasons With 30-Plus TD Passes/Less Than 10 INTs
1t. Aaron Rodgers, GB	6
1t. Tom Brady, NE	6

► A look at where Rodgers ranks among active players in the NFL in several categories **since 2014** (min. 450 attempts):

Quarterback	Passer Rating (Since 2014)
1. Drew Brees, NO	104.1
2. Aaron Rodgers, GB	102.0
3. Tom Brady, NE	101.9
4. Deshaun Watson, HOU	100.3

Quarterback	TD Passes (Since 2014)
1. Drew Brees, NO	154
2. Tom Brady, NE	148
3. Philip Rivers, SD/LAC	147
4. Aaron Rodgers, GB	145

Quarterback	TD Percentage (Since 2014)
1. Deshaun Watson, HOU	7.2
2. Andrew Luck, IND	6.3
3. Aaron Rodgers, GB	6.2

Quarterback	INT Percentage (Since 2014)
1. Aaron Rodgers, GB	1.1
2. Tom Brady, NE	1.3

PACKERS VS. CARDINALS - WEEK 13

RODGERS AND TOUCHDOWNS

QB **Aaron Rodgers** has found the end zone a lot in his career, and that has continued this season. It is the first time in his career that he has registered 15-plus touchdowns and one or fewer interceptions in the first 11 games of the season (20/1). Dating back to 1950, he is the **only player in the NFL** with 20-plus TDs and one or fewer INTs in his team's first 11 games of the season, according to pro-football-reference.com.

- In Week 2 of 2017, Rodgers became the 11th NFL player to throw 300 passing touchdowns, reaching the mark in his 144th career game to pass Peyton Manning and Dan Marino (157) for the fewest games needed to reach 300 passing TDs in NFL history.
- Rodgers reached 300 passing TDs on his 4,742nd pass attempt, surpassing Manning (5,306) for the fewest in league history.
- Rodgers also became the first quarterback to reach 300 passing TDs before throwing 100 interceptions. His 73 interceptions passed Tom Brady (115) for the fewest at the time of reaching 300 passing TDs.
- With a league-best 40 passing TDs during the 2016 regular season, Rodgers became just the fourth QB in NFL history to record two seasons (also 2011) with 40-plus TD passes (Marino, Manning, Brees). It was his franchise-record fourth season (2011-12, 2014, 2016) with 35-plus TD passes (Brett Favre, three, 1995-97).
- Rodgers now has five seasons with 4,000-plus passing yards and 30-plus passing TDs (2009, 2011-12, 2014, 2016), further extending his team mark.
- In 2016, Rodgers registered his third straight season with 30-plus touchdown passes, the second-longest streak in franchise history (Favre, five straight, 1994-98).
- Rodgers has thrown 38-plus TD passes four times in his career, the most in NFL history:

Player	Seasons With 38-Plus Passing TDs
1. Aaron Rodgers, GB	4
2t. Drew Brees, SD/NO	3
2t. Peyton Manning, IND/DEN	3

- Rodgers has thrown multiple TD passes in seven games this season, **tied for No. 8 in the NFL**. Since the start of 2016, Rodgers is **tied for No. 4 in the NFL** in games with multiple passing touchdowns:

Player	Games With Multiple TD Passes (Since 2016)
1. Philip Rivers, SD/LAC	32
2. Drew Brees, NO	28
3. Russell Wilson, SEA	27
4t. Aaron Rodgers, GB	25
4t. Tom Brady, NE	25
4t. Ben Roethlisberger, PIT	25

- Rodgers has thrown four-plus touchdowns in a game a **franchise-record** 21 times. That is **tied for the fifth most in the NFL since 1950** and ranks **No. 3 among active quarterbacks** (according to pro-football-reference.com):

Player (Active)	Games W/ Four-Plus TD Passes
1. Drew Brees, SD/NO	33
2. Tom Brady, NE	28
3. Aaron Rodgers, GB	21
4. Ben Roethlisberger, PIT	15
5. Eli Manning, NYG	14
6t. Andrew Luck, IND	11
6t. Matthew Stafford, DET	11

- Rodgers is **tied for No. 3 in the NFL** since 2016 in games with three-plus passing touchdowns:

Player	Games With Three-Plus TD Passes (Since 2016)
1t. Tom Brady, NE	16
1t. Drew Brees, NO	16
3t. Aaron Rodgers, GB	14
3t. Russell Wilson, SEA	14
5. Ben Roethlisberger, PIT	13

- Rodgers has registered three-plus passing touchdowns in three or more consecutive games six times in a single season (five: Games 6-10 in 2011 / four: Games 4-7 in 2012 and 2014 / three: Games 14-16 in 2012, Games 6-8 in 2016 and Games 3-5, 2017).
- Rodgers is **tied for No. 7 in the NFL this season** with two games with three-plus passing TDs and zero INTs. He ranks **No. 1 in franchise history** and **No. 4 in the NFL since 1950** in games with three-plus touchdown passes and zero interceptions.

Player	Games With Three-Plus TD Passes and Zero INTs (Since 1950)
1. Tom Brady, NE	55
2. Peyton Manning, IND/DEN	51
3. Drew Brees, NO	48
4. Aaron Rodgers, GB	43
5. Brett Favre, ATL/GB/NYJ/MIN	36

- Rodgers is **tied for No. 1 in the NFL** in games with three-plus passing touchdowns and zero interceptions since 2016:

Player	Games With Three-Plus TD Passes and Zero INTs (Since 2016)
1t. Aaron Rodgers, GB	11
1t. Drew Brees, NO	11
3. Tom Brady, NE	10

- In Week 3, Rodgers found WR **Geronimo Allison** for a 64-yard TD, his 29th TD pass of 60-plus yards since 2008. He ranks **No. 1 in the NFL** in 60-plus yard TD passes from 2008-18:

Player	TD Passes of 60-Plus Yards (2008-18)
1. Aaron Rodgers, GB	29
2. Eli Manning, NYG	28
3t. Drew Brees, NO / Matt Ryan, ATL	19

- In Week 1, Rodgers connected with WR **Randall Cobb** for a 75-yard game-winning TD. Rodgers has 10 TD passes of 75 or more yards since 2008, **tied for the second most in the NFL** over that span:

Player	TD Passes of 75-Plus Yards (2008-18)
1. Ben Roethlisberger, PIT	11
2t. Aaron Rodgers, GB	10
2t. Eli Manning, NYG	10
2t. Matt Ryan, ATL	10

- The Week 1 comeback win over Chicago marked the first time in Rodgers' career that he threw three TDs in the fourth quarter.



PACKERS VS. CARDINALS - WEEK 13

YARDS YARDS YARDS

Green Bay has moved the ball this season, racking up yards on offense.

- Green Bay posted 521 yards of total offense in both Weeks 5 and 6. It marked just the second time in team history that the Packers registered back-to-back 500-yard games (Nov. 27-Dec. 4, 1983). Green Bay tied an NFL record with two straight 520-plus-yard games.
- The Packers' two 500-yard games are tied for the second most in a season in team history (three in 1983) and are the most in a season since recording two in 2011.
- Green Bay is tied for the third-most games with 500 total net yards in the NFL this season:

Team	Games With 500-Plus Total Net Yards
1. Tampa Bay	5
2. New Orleans	3
3t. Green Bay	2
3t. Jacksonville	2
3t. Kansas City	2
3t. Los Angeles Rams	2

- Green Bay has totaled the fourth-most net yards in team history through its first 11 games dating back to 1940 (pro-football-reference.com):

Season	Total Net Yards In First 11 Games
1. 2013	4,668
2. 2004	4,516
3. 2011	4,414
4. 2018	4,242
5. 1983	4,220

- The Packers rank in the top 10 in the NFL in numerous yardage categories this season:

Team	Total Net Yards Per Game
1. Tampa Bay	454.3
2. Los Angeles Rams	448.6
3. Kansas City	434.3
4. Pittsburgh	420.8
5. New Orleans	416.6
6. Los Angeles Chargers	402.0
7. Atlanta	400.0
8. Indianapolis	388.2
9. New England	388.1
10. Green Bay	385.6

Team	Yards Per Play
1. Kansas City	7.05
2. Los Angeles Rams	6.83
3. Los Angeles Chargers	6.80
4. Tampa Bay	6.64
5. New Orleans	6.38
6. Pittsburgh	6.26
7. Atlanta	6.21
8. Green Bay	6.15

Team	Net Passing Yards Per Game
1. Tampa Bay	355.8
2. Pittsburgh	325.2
3. Kansas City	318.5
4. Atlanta	316.9
5. Los Angeles Rams	310.1
6. New Orleans	283.5
7. Minnesota	283.2
8. Green Bay	279.3

- The Packers have recorded 340-plus yards in 10 games this season, **tied for No. 1 in the NFL.**

Team	Games With 340-Plus Total Net Yards
1t. Green Bay	10
1t. Kansas City	10
1t. Los Angeles Chargers	10
1t. Los Angeles Rams	10

- Rodgers has thrown for 3,271 yards this season, the **third most by a Packer (since 1950) through the first 11 games of a season** behind the 3,475 he threw for in 2011 and the 3,356 thrown by Brett Favre in 2007.

- QB **Aaron Rodgers** ranks in the top 10 in the NFL this season in passing yards per game:

Player	Passing Yards Per Game
1. Matt Ryan, ATL	334.8
2. Ben Roethlisberger, PIT	333.1
3. Patrick Mahomes, KC	329.8
4. Jared Goff, LAR	322.5
5. Kirk Cousins, MIN	299.0
6. Aaron Rodgers, GB	297.4

BREAKING DOWN THE ROSTER

The Packers have a 53-man roster that is composed of 25 offensive players, 25 defensive players and three specialists.

- Of the 53 players on Green Bay's roster, 29 of them (54.7 percent) were draft picks of the Packers. Green Bay has six players that were drafted in the first round, including five that were selected by the Packers.
- Green Bay has 38 players on the roster that were draft picks (71.7 percent), including 19 players that were selected in the first three rounds (35.8 percent).
- Over a third of the players (19 of 53, 35.8 percent) on Green Bay's roster entered the league as a sixth-round or seventh-round pick or as an undrafted player.
- Of the 53 players on the roster, 40 of them (75.5 percent) are 28 years old or younger (as of Dec. 2) and 29 players (54.7 percent) are 24 years old or younger.
- The Packers have nine players that have made at least one Pro Bowl, with six of those players being draft picks of Green Bay (Davante Adams, David Bakhtiari, Randall Cobb, Mike Daniels, Clay Matthews, Aaron Rodgers).
- Of the 53 players on the roster, 38 began their pro careers with the Packers (71.7 percent).
- Over half the roster consists of players with experience ranging from rookie to three years (35 of 53, 66.0 percent).

GREEN BAY'S ROSTER ...

BY AGE (as of Dec. 2)

21-24	29 players
25-28	12 players
29-32	8 players
33-plus	4 players

BY EXPERIENCE

R-1	17 players
2-3	18 players
4-5	5 players
6-9	8 players
10-plus	5 players

BY DRAFT ROUND

1st	6 players
2nd/3rd	13 players
4th/5th	15 players
6th/7th	4 players
Undrafted	15 players

PACKERS VS. CARDINALS - WEEK 13

ROOKIE ON THE RISE

- WR **Marquez Valdes-Scantling** ranks No. 4 on the team in receptions (25), No. 3 in receiving yards (413) and is tied for No. 2 in receiving touchdowns (two) this season.
- Among rookie wide receivers, Valdes-Scantling ranks in the top five in receiving yards this season, according to pro-football-reference.com:

Rookie WR	Receiving Yards
1. Calvin Ridley, ATL	625
2t. Christian Kirk, ARI	536
2t. D.J. Moore, CAR	536
4. Courtland Sutton, DEN	473
5. Marquez Valdes-Scantling, GB	413

- In Week 6 versus San Francisco, Valdes-Scantling finished with a career-high 103 yards on three receptions (34.3 avg.), becoming just the sixth Green Bay rookie since 1950 to register 100-plus receiving yards in a game on three or fewer catches (Billy Howton, Max McGee, James Lofton, Greg Jennings, James Jones). In Week 8 at New England, he totaled 101 yards on three receptions (33.7 avg.), becoming the first Packer since McGee (1959) to have two 100-yard receiving games in a season on three or fewer receptions.
- It was just the fifth time since 1970 that an NFL player has recorded two-100 yard receiving games in a season on three or fewer receptions (Stanley Morgan: 1978, 1980, 1984 / Drew Hill, 1980).
- Valdes-Scantling is tied for the second-most 100-yard receiving games by a rookie in team history:

Packers Rookie	100-Yard Receiving Games
1. Billy Howton, 1952	6
2t. Marquez Valdes-Scantling, 2018	2
2t. Greg Jennings, 2006	2
2t. Sterling Sharpe, 1988	2
2t. Boyd Dowler, 1959	2
2t. Max McGee, 1954	2
2t. Don Hutson, 1935	2

- Valdes-Scantling recorded a reception of 40-plus yards in three consecutive games (Weeks 6, 8-9), marking the first Packers rookie to do so since Howton had a 40-plus yard reception in four straight games (Nov. 23-Dec. 14, 1952), according to the Elias Sports Bureau.
- Valdes-Scantling is **tied for No. 1 among rookies** with three receptions of 40-plus yards this season (pro-football-reference.com).

OVER 40

- In Weeks 8 and 11, QB **Aaron Rodgers** tied his single-game career high by completing three passes of 40-plus yards. He ranks **No. 1 in the NFL** in 40-plus-yard pass plays this season, according to pro-football-reference.com:

Player	40-Plus-Yard Pass Plays (2018)
1. Aaron Rodgers, GB	14
2t. Patrick Mahomes, KC	12
2t. Ben Roethlisberger	12
4t. Case Keenum, DEN	10
4t. Russell Wilson, SEA	10

- Four of Rodgers' 14 completions have gone for TDs, which is **tied for the sixth-most** TD passes of 40-plus yards this season.

- Dating back to 2008, Rodgers ranks in the top five of the NFL in 40-plus-yard pass plays and 40-plus-yard passing TDs, according to pro-football-reference.com:

Player	40-Plus-Yard Pass Plays (Since 2008)
1. Drew Brees, NO	125
2. Aaron Rodgers, GB	121
3. Ben Roethlisberger, PIT	118
4. Philip Rivers, SD/LAC	109

Player	40-Plus-Yard Pass TDs (Since 2008)
1. Aaron Rodgers, GB	51
2. Drew Brees, NO	50
3. Philip Rivers, SD/LAC	49
4. Ben Roethlisberger, PIT	43
5. Matt Ryan, ATL	42

- In Weeks 6 and 11, Rodgers posted two completions of 50-plus yards to match his single-game career high.
- Rodgers **leads the NFL** with nine pass completions of 50-plus yards this season (pro-football-reference.com). It is tied for the second most of his career behind the 10 he threw in 2009.

Player	50-Plus-Yard Pass Plays (2018)
1. Aaron Rodgers, GB	9
2. Ben Roethlisberger, PIT	7
3t. Ryan Fitzpatrick, TB	6
3t. Patrick Mahomes, KC	6

- Rodgers is **tied for No. 4 in the NFL** this season with three passing TDs of 50-plus yards.
- Seven different Packers have caught a pass of 50-plus yards this season, the **most in team history** and the most on a single NFL team since the Philadelphia Eagles had seven players in 2006, according to the Elias Sports Bureau.

ODDS AND ENDS

- According to Sportradar, Green Bay has 43 pass completions of 20-plus yards this season, **tied for the seventh most in the NFL**.
- The Packers did not allow a TD in Week 4 and Week 10. The last time Green Bay had two-plus games in a season with no TDs allowed was 2010 (three games). The Packers are one of only three teams in the NFL to not allow a TD in two games this season (Baltimore and Indianapolis, two each).
- The Packers rank **No. 4 in the NFL** in second-half points allowed (102) this season, according to pro-football-reference.com.
- QB **Aaron Rodgers** ranks in the top 10 of the NFL this season in numerous fourth-quarter passing categories (min. 50 pass att.):
 - Interceptions, 0 (t-No. 1)
 - Passing yards, 1,039 (No. 4)
 - Passing yards/attempt, 8.8 (No. 5)
 - Passing yards/game, 94.5 (No. 6)
 - Passer rating, 107.3 (No. 10)
 - Completions, 73 (No. 8)

Two years after he co-founded the Packers with Curly Lambeau, George Calhoun began writing a piece called The Dope Sheet, which served as the official press release from 1921-24.





PACKERS VS. CARDINALS - WEEK 13

CLAY FINDS HIS WAY TO THE BALL

LB **Clay Matthews** continues to make an impact on opposing offenses. He is tied for the team lead in QB pressures (14) and is tied for No. 2 on the team in QB hits (seven) this season.

- In 2017, Matthews recorded a sack in three consecutive games that he appeared in (Weeks 11, 13-14), marking the eighth time he has recorded a sack in at least three straight games that he has played in during the same regular season.
- For the seventh time in his career, Matthews registered at least six sacks (team-high 7.5) and forced a fumble in 2017, which **led for the second-most seasons** with six-plus sacks and one or more forced fumbles since 2009 (Julius Peppers, nine).
- In Week 4 of 2017, Matthews registered a sack/forced fumble of Bears QB Mike Glennon to move past DE Kabeer Gbaja-Biamila to set the team record:

<u>Packers</u>	<u>Career Sacks</u>
1. Clay Matthews, 2009-18	82.5
2. Kabeer Gbaja-Biamila, 2000-08	74.5
3. Reggie White, 1993-98	68.5
4. Tim Harris, 1986-90	55.0

- Matthews is **tied for the third-most** seasons with six-plus sacks among active players in the NFL since 2009:

<u>Player</u>	<u>Six-Plus-Sack Seasons (Since 2009)</u>
1t. Calais Campbell, ARI/JAX	9
1t. Julius Peppers, CAR/CHI/GB	9
3t. Clay Matthews, GB	8
3t. Carlos Dunlap, CIN	8
3t. Ryan Kerrigan, WAS	8
3t. Cameron Wake, MIA	8

- Matthews ranks in the top five in sacks since 2009 among active players:

<u>Player</u>	<u>Sacks (Since 2009)</u>
1. Cameron Wake, MIA	96.5
2. Von Miller, DEN	94.0
3. Julius Peppers, CAR/CHI/GB	88.0
4. J.J. Watt, HOU	87.5
5. Clay Matthews, GB	82.5

- Matthews is **tied for No. 1 in team history** in 10-sack seasons, **tied for No. 2** in three-sack games and **tied for No. 3** in two-sack games:

<u>Packers</u>	<u>10-Sack Seasons</u>
1t. Clay Matthews, 2009-10, 2012, 2014	4
1t. Reggie White, 1993, 1995, 1997-98	4
1t. Kabeer Gbaja-Biamila, 2001-04	4

<u>Packers</u>	<u>Three-Sack Games</u>
1. Kabeer Gbaja-Biamila, 2000-08	6
2t. Clay Matthews, 2009-18	4
2t. Aaron Kampman, 2002-09	4

<u>Packers</u>	<u>Two-Sack Games</u>
1. Reggie White, 1993-98	16
2. Kabeer Gbaja-Biamila, 2000-08	15
3t. Clay Matthews, 2009-18	14
3t. Tim Harris, 1986-90	14

FACKRELL IS A FACTOR

Packers LB **Kyler Fackrell** is having the best season of his young career in 2018.

- After tying for **No. 2 on the team** with 20 QB pressures in 2017, he **leads the Packers** with 8.0 sacks this season.
- According to Sportradar, Fackrell ranks in the top five among NFL linebackers in sacks this season:

<u>Linebackers</u>	<u>Sacks (2018)</u>
1. Von Miller, DEN	10.5
2. T.J. Watt, PIT	10.0
3. Bradley Chubb, DEN	9.0
4t. Kyler Fackrell, GB	8.0
4t. Ryan Kerrigan, WAS	8.0
4t. Khalil Mack, CHI	8.0

- Fackrell has registered two three-sack games this season (Weeks 4 and 11), tied for the most in the NFL.

<u>Player</u>	<u>Three-Sack Games (2018)</u>
1t. Kyler Fackrell, GB	2
1t. T.J. Watt, PIT	2
3t. 11 players	1

- Fackrell is **one of six Packers** (since 1982) to record two three-sack games in the same season and the first since **Clay Matthews** in 2010.
- Fackrell is tied for the fifth-most three-sack games in franchise history (since 1982), according to pro-football-reference.com:

<u>Packers</u>	<u>Three-Sack Games (Since 1982)</u>
1. Kabeer Gbaja-Biamila, 2000-08	6
2t. Aaron Kampman, 2002-09	4
2t. Clay Matthews, 2009-present	4
4. Reggie White, 1993-98	3
5t. Kyler Fackrell, 2016-present	2
5t. Tim Harris, 1986-90	2
5t. Bryce Paup, 1990-94	2

- In Week 4, Fackrell became the third Packer since 1991 to register three-plus sacks in the fourth quarter of a game (according to Sportradar):

<u>Player</u>	<u>Sacks</u>	<u>Game</u>
Vonnie Holiday	4.0	12/22/02 vs. BUF
Kyler Fackrell	3.0	9/30/18 vs. BUF
Kabeer Gbaja-Biamila	3.0	1/2/05 at CHI
Kabeer Gbaja-Biamila	3.0	11/4/02 vs. MIA

RODGERS ON THIRD DOWN

- QB **Aaron Rodgers** ranks in the top 10 of the NFL in third-down passer rating this season (min. 60 pass att.), according to Sportradar:

<u>Player</u>	<u>Third-Down Passer Rating (2018)</u>
1. Eli Manning, NYG	114.9
2. Russell Wilson, SEA	114.8
3. Drew Brees, NO	112.8
4. Matt Ryan, ATL	112.6
5. Patrick Mahomes, KC	110.4
6. Aaron Rodgers, GB	106.7

- Rodgers has thrown for 931 yards on third down this season, **No. 2 in the NFL** behind Andrew Luck, 946 (Sportradar).

PACKERS VS. CARDINALS - WEEK 13

KENNY KEEPS IMPROVING

In 2016, DL **Kenny Clark** became the youngest player to appear in a season opener for the Packers since Arnie Herber (20 years old) in 1930. After starting two of 16 games played as a rookie, Clark has started all 25 games he has played in since the start of the 2017 season.

- Clark is **tied for No. 8** among players listed as defensive tackles and defensive lineman with a career-best six sacks this season (Sportradar).
- He is tied for No. 2 on the team in QB hits (seven) this season.
- Clark is **tied for No. 3 in the NFL** with two defensive fumble recoveries this season. He forced and recovered a fumble of Bills QB Josh Allen in Week 4. In Week 1, he recovered a fumble forced by LB **Nick Perry** on a sack of Chicago QB Mitchell Trubisky on fourth down late in the fourth quarter.
- In Week 8, Clark tied his career high with two sacks against the Rams. Dating back to 2016, he is **tied for No. 2 on the Packers** in multi-sack games (Perry, three), according to pro-football-reference.com.
- In Week 3, he matched his career high in tackles (10) and solo tackles (seven).
- The former All-American from UCLA finished **No. 4 on the team** and led the defensive line with 78 tackles (39 solo) in 2017.
- According to STATS, Clark's 4.5 sacks in December 2017 were the **most by a Packer defensive tackle in the month of December** in a single season (since 1982).

GETTING TO THE QB

- The Packers rank in the top five in the NFL in sacks per pass attempt, fourth-quarter sacks, third-down sacks and total sacks this season:

Team	Sacks/Pass Attempt
1. Arizona	10.51%
2. Minnesota	10.06%
3. Green Bay	9.92%
4. Pittsburgh	9.85%

Team	Fourth-Quarter Sacks
1. Houston	16.0
2. Kansas City	15.0
3. Green Bay	14.0
4. Denver	12.0

Team	Third-Down Sacks
1. Seattle	18.0
2. Green Bay	17.0
3t. Arizona	16.0
3t. Los Angeles	16.0

Team	Sacks
1. Pittsburgh	39.0
2. Arizona	37.0
3t. Green Bay	36.0
3t. Kansas City	36.0
3t. Minnesota	36.0

- Green Bay ranks **No. 2 in the NFL** in sack yards (258) this season (Pittsburgh, 267).
- The Packers are the only team in the league to register two games this season with 50-plus sack yards (64 vs. Buffalo in Week 4 / 50 vs. Miami in Week 10). It is tied for the second most in a season in team history (three games in 1978) and it is the first time Green Bay has had two games since 1998.
- The Packers have recorded 23.0 sacks in the second half this season, **the most in the NFL**, according to Sportradar.
- Green Bay has 36 sacks on the season, **tied for the sixth most** by the Packers in the team's first 11 games dating back to 1963.

- The Packers recorded six sacks against the Dolphins in Week 10, with six different players recording a sack. It marked Green Bay's second game this season with six-plus sacks (seven vs. Buffalo in Week 4), **tied for No. 2 in the NFL**.

CONTINUAL IMPACT

In his career, DL **Mike Daniels** has seen his playing time steadily increase as well as his production, earning him a role as a standout on the defense.

- Daniels leads the team in QB hits (eight) and is tied for the team lead in QB pressures (14) this season.
- After being selected as an alternate three straight seasons (2015-17), he was named to the 2017 Pro Bowl as an injury replacement for Los Angeles Rams DT Aaron Donald.
- He finished **No. 4 on the team** with five sacks in 2017, the third-most sacks of his career (6.5 in 2013, 5.5 in 2014), and recorded a career-best 72 tackles.
- Daniels has two sacks this season. He has recorded at least four sacks in five seasons since 2013, which is **tied for No. 3 in the NFL among defensive tackles** (according to pro-football-reference.com):

Defensive Tackles	Seasons With Four-Plus Sacks (2013-18)
1t. Jurrell Casey, TEN	6
1t. Gerald McCoy, TB	6
3t. Mike Daniels, GB	5
3t. Geno Atkins, CIN	5
3t. Aaron Donald, LAR	5
3t. Ndamukong Suh, DET/MIA	5

- Daniels is **tied for No. 1 among Packers defensive tackles** in sacks (since 1982):

Packers Defensive Tackles	Sacks (Since 1982)
1t. Mike Daniels, 2012-18	29.0
1t. Cullen Jenkins, 2004-10	29.0
3. Santana Dotson, 1996-2001	26.0

RACKING UP POINTS

K **Mason Crosby** is moving his way up the record books.

- Crosby has been named NFC Special teams Player of the Week a team-record seven times in his career, including this season after hitting a game-winning field goal in Week 6.
- Crosby ranks **No. 9 in the NFL** in scoring this season with 88 points.
- Crosby has recorded a game-winning field goal in each of the last three seasons (2016 at Chicago, 2017 vs. Cincinnati, 2018 vs. San Francisco).
- In Week 4, Crosby hit two 52-yard field goals, joining Ryan Longwell (at Atlanta, Nov. 13, 2005) as the only Packers to make two 50-plus-yard field goals in a regular-season game. It was the first time two field goals of 50-plus yards had been made by a kicker at Lambeau Field. Crosby had previously connected on two 50-plus field goals (56, 51) in the 2016 NFC Divisional Playoff win at Dallas.
- Crosby tied his career high (two previous times) and matched the single-game franchise record with five field goals in Week 2 (37, 40, 31, 48, 36). He finished with a career-high 17 points, the most by a Packers kicker since Ryan Longwell recorded 17 at Arizona on Sept. 24, 2000.
- Crosby has played in 187 straight games for the Packers, tied with T Forrest Gregg for the **second most all-time** behind only QB Brett Favre (255).
- Crosby passed Longwell in Week 2 of the 2015 season to become the franchise career points leader:

Player	Career Points
1. Mason Crosby, 2007-18	1,433
2. Ryan Longwell, 1997-2004	1,054
3. Don Hutson, 1935-45	823



PACKERS VS. CARDINALS - WEEK 13

ON THE ROAD AGAIN

Green Bay went 7-1 away from Lambeau Field in 2011, with the seven road wins setting a single-season franchise record.

- The Packers have been able to stay above the .500 mark on the road during Head Coach **Mike McCarthy's** tenure, a notable achievement in the National Football League.
- Since 2006, McCarthy's first season as the head coach in Green Bay, only seven of 32 NFL teams have regular-season road records at or above .500.

Team	W-L Record	Pct.
1. New England	73-29-0	.716
2. Dallas	59-43-0	.578
3. Pittsburgh	58-43-1	.574
4. New Orleans	55-46-0	.545
5. Philadelphia	54-46-1	.540
6. Indianapolis	53-48-0	.525
7. Green Bay	52-50-0	.510
8. Denver	50-51-0	.495
9. N.Y. Giants	50-52-0	.490

339 AND COUNTING

Another packed house at Lambeau Field against the Miami Dolphins in Week 10 of 2018 brought the stadium's consecutive-sellouts streak to 339 regular-season games (not including replacement games).

- The league's longest-tenured stadium, Lambeau Field is hosting its 62nd season of football in 2018. For the victory over Dallas in the Divisional round of the 2014 playoffs, Packers fans set a new Lambeau Field paid-attendance record (79,704).
- Across American professional sports, only Boston's Fenway Park (1912) and Chicago's Wrigley Field (1914) have longer tenures.

THE LAMBEAU ADVANTAGE

The crown jewel of the National Football League, Lambeau Field has long been known as one of the tougher venues to play in, particularly during the harsh Wisconsin winter.

- Re-establishing home-field advantage after a 4-4 mark in 2008 was one of the goals of 2009, and with the Packers finishing 6-2 at home, they accomplished that goal. Green Bay followed that up with a 7-1 mark at Lambeau Field in 2010, a perfect 8-0 record in 2011, the first undefeated home mark since 2002, and a 7-1 mark in 2012. The Packers were one of two teams to finish undefeated at home during the 2014 regular season (Denver). Green Bay is 4-0-1 at home this season.
- Head Coach **Mike McCarthy** stated consistently upon his arrival in Green Bay that one of the team's goals would be to reclaim the mystique of playing at Lambeau Field. Mission accomplished. The team is 73-26-2 (.733) at home in the regular season since 2006, **No. 2 in the NFL**.
- Since **Ron Wolf** and **Mike Holmgren** began the revitalization of the franchise in 1992, Green Bay owns the best home record in the NFL. A look at the top regular-season home W-L records since the '92 season:

Team	Home W-L Record	Pct.
1. Green Bay	160-51-2	.756
2. New England	156-57-0	.732
3. Pittsburgh	153-59-1	.721

HOT AT HOME

Since the start of 2009, the Packers have been one of the best teams in the league at home during the regular season:

Team	Home W-L Record	Pct.
1. New England	68-9-0	.883
2. Green Bay	59-16-2	.779
3. Baltimore	57-21-0	.731
4. Pittsburgh	55-22-0	.714
5. Seattle	53-23-0	.697

IN THE FREE-AGENCY ERA

Talk of unrestricted free agency in the early '90s led many to forecast tough times for the small-town Green Bay Packers.

- However, Green Bay has remained among the most successful teams since the advent of free agency in 1993. The Packers have won 10 or more games 15 times since '93 and captured 10 division crowns.
- A look at the most successful teams in the free-agency era:

Team	W-L Since '93	Pct.	Playoff Berths
1. New England	281-130-0	.684	19
2. Pittsburgh	261-148-2	.637	17
3. Green Bay	256-153-2	.625	19
4. Denver	243-168-0	.591	13
5. Indianapolis	235-176-0	.572	16

IN THE LEAGUE RANKINGS 2018 REGULAR SEASON



GREEN BAY (Team)

Category	NFC	NFL
Turnover Margin (0)	10	19
Points Scored (24.0)	9	17
Points Allowed (24.3)	8	16
Total Offense (385.6)	5	10
Rushing (106.4)	9	21
Passing (279.3)	6	8
Total Defense (355.2)	5	12
vs. Rush (122.9)	13	23
vs. Pass (232.3)	3	9
Third-Down Offense (37.0%)	14	24
Third-Down Defense (38.2%)	6	12
Red-Zone Offense (61.8%)	7	14
Red-Zone Defense (54.1%)	6	11

ARIZONA (Team)

Category	NFC	NFL
Turnover Margin (-9)	14	29
Points Scored (14.1)	16	32
Points Allowed (26.6)	13t	26t
Total Offense (232.5)	16	32
Rushing (77.3)	16	32
Passing (155.2)	16	32
Total Defense (364.6)	11	19
vs. Rush (144.8)	16	30
vs. Pass (219.8)	1	4
Third-Down Offense (29.5%)	16	32
Third-Down Defense (39.2%)	10	17
Red-Zone Offense (68.4%)	2	6
Red-Zone Defense (60.5%)	10	20

GREEN BAY (Individual)














Category	NFC	NFL
Passing: Rodgers (101.7)	7	10
Rushing: A.Jones (606)	11	18
Receptions: D.Adams (77)	6	6t
Rec. Yds.: D.Adams (1,022)	5	8
Interceptions: Three players (1)	31t	64t
Sacks: Fackrell (8.0)	7t	14t

ARIZONA (Individual)

Category	NFC	NFL
Passing: Rosen (68.9)	17	32
Rushing: D.Johnson (692)	8	13
Receptions: Fitzgerald (44)	27t	47t
Rec. Yds.: Kirk (536)	26	42
Interceptions: Boston (3)	6t	8t
Sacks: C.Jones (11.0)	3	4

2018 SCHEDULE NOTES

2018 OPPONENTS

		NFL Rank (2018)	
		Record	Offense Defense
	Chicago Bears(8-3)	21	4
	Minnesota Vikings(6-4-1)	14	3
	at Washington Redskins..(6-5)	27	18
	Buffalo Bills(4-7)	31	2
	at Detroit Lions(4-7)	23	13
	San Francisco 49ers...(2-9)	17	11
	at Los Angeles Rams..(10-1)	2	20
	at New England Patriots..(8-3)	8t	22
	Miami Dolphins(5-6)	28	29
	at Seattle Seahawks(6-5)	16	16
	Arizona Cardinals.....(2-9)	32	19
	Atlanta Falcons(4-7)	7	28
	at New York Jets(3-8)	29	21

A LOOK AT THE SCHEDULE

The Green Bay Packers' 98th NFL regular-season schedule – highlighted by five prime-time contests (subject to flexible scheduling) – was released April 19 by the National Football League.

- For the second consecutive season, the Packers opened the season at home and will play three of their first four games at Lambeau Field.
- In Week 1, Green Bay hosted Chicago on Sunday night, marking the 13th consecutive regular season that the Packers and Bears have squared off in primetime.
- It was the first time Green Bay opened the season at home against the Bears since playing them on Sunday night in Week 1 of the 2009 season, a 21-15 win for the Packers.
- Green Bay hosted Minnesota in Week 2, marking the first time since 2012 that the Packers played two home games to open the season. It also marked just the third time (2003, 2008) since the NFC North was formed in 2002 that Green Bay has played division opponents in both of the first two games.
- The Packers' first road contest was at the Redskins, marking Green Bay's first September visit to Washington.
- The Packers returned home to take on the Buffalo Bills in Week 4. It was the second-coldest September game (49 degrees at kickoff) at Lambeau Field (since 1959) behind only the contest between the Packers and Washington Redskins on Sept. 24, 2001 (46 degrees).
- In Week 5 they traveled to Detroit to play the Lions.
- In Week 6, Green Bay hosted the San Francisco 49ers on *Monday Night Football*. It was the fifth time in the last six seasons the Packers have played at Lambeau Field on *MNF*. The temperature at kickoff was 37 degrees, the second-coldest October game at Lambeau Field (since 1959) behind only the contest between the Packers and Minnesota Vikings on Oct. 26, 1980 (36 degrees).
- After the second Week 7 bye for Green Bay in the last four seasons (2015), the Packers will play four of five games on the road.
- Green Bay made its first trip to the Los Angeles Memorial Coliseum since 1990 to play the Rams.
- In Week 9, the Packers traveled to the other side of the country to play the Patriots on Sunday night.
- It was the second consecutive time the Packers and Patriots faced off on a Sunday night in New England (2010).
- Green Bay returned home to take on the Miami Dolphins before a quick turnaround to play the Seahawks, marking the Packers' second Thursday night game at Seattle (Week 1 in 2014). Including the postseason, it was the seventh time Green Bay and Seattle have played since 2012.
- November finished with a trip to play the Vikings on Sunday night, marking the sixth straight season that the teams met in a prime-time game.
- Green Bay opens the final month of the regular season against Arizona, only the second time the Cardinals have played at Lambeau Field in December (Dec. 21, 1969).
- The Packers will play back-to-back home games for only the second time in 2018 when they host the Atlanta Falcons in Week 14. It will be the fourth matchup (including postseason) between Green Bay and Atlanta in the last three seasons.
- The Packers end the season with two road games in the final three weeks for the seventh straight year.
- In Week 15, Green Bay will face the Bears in Chicago, a place it has won in the regular season each of the last seven years. The Packers have scored 30-plus points at Chicago in four of the last five matchups (33, 38, 31, 30, 23).
- The Packers' road slate will finish up with a game at the New York Jets, the third December game at the Jets in team history (1981, 2002). Three of the last four games at New York have been decided by single digits, including one game that went to overtime.
- Green Bay will close out the regular season against the Lions for the third straight year and the fourth time in the last five seasons. Green Bay has an 18-6 overall mark (.750) and a 10-2 home record (.833) against Detroit under Head Coach **Mike McCarthy**.



PACKERS STARTERS – OFFENSE

WR Randall Cobb, 7th Year, Kentucky, D2-11

- ▶ In Week 1, led the Packers with a career-high 142 receiving yards (13th 100-yard receiving game of his career) on nine receptions (15.8 avg.), including the game-winning 75-yard TD catch that was a career long.
- ▶ Despite missing a game, was No. 2 on the team with 66 receptions in 2017. It was the fourth consecutive season he registered 60-plus receptions.
- ▶ Led the team with a 13.5-yard punt-return average in 2016.
- ▶ Led the team in receptions (79), was No. 2 in receiving yards (829) and was No. 3 in touchdown receptions (six) in 2015.
- ▶ Set a new single-season career high with five 100-yard receiving games during the 2014 season (three-2012). Earned first trip to the Pro Bowl.
- ▶ His career-best 91 receptions in 2014 are the eighth most in team history.
- ▶ Set a franchise single-season record with a league-high 2,342 combined net yards in 2012, topping the previous team mark of 2,250 yards by RB Ahman Green in 2003.

LT David Bakhtiari, 6th Year, Colorado, D4a-13

- ▶ Earned second-team All-Pro honors from *The Associated Press* in 2016 and 2017, joining Forrest Gregg (1959-60, 1962-67) as the only Green Bay tackles to be named to an AP All-Pro team in consecutive seasons.
- ▶ Named to first career Pro Bowl in 2016.
- ▶ Has started all but six games at LT since the start of the 2013 regular season. Missed Weeks 2-5 during the 2017 season and the final two games of the 2015 regular season due to injury.
- ▶ Started all 16 games at left tackle in 2013, the only rookie in the NFL to do so in 2013 and the first Packer rookie to do so since the league went to a 16-game schedule in 1978.
- ▶ Became just the fourth Green Bay rookie to start at LT in the season opener since the 1970 AFL-NFL merger and the first since 1985.

LG Lane Taylor, 6th Year, Oklahoma State, FA-13

- ▶ Has played in 73 regular-season games for Green Bay, with all but three of his 44 starts (LT in Week 4-5 of 2017, RG in Week 13 of 2015) taking place at LG.
- ▶ Made the first starts of his career in 2015, opening at RG at Detroit in Week 13 in place of an injured T.J. Lang and at LG in Week 17 vs. Minnesota with Josh Sitton sliding to LT in place of an injured David Bakhtiari.
- ▶ A four-year letterman at OSU, starting 47 of 50 games played at right guard. Unanimous first-team All-Big 12 selection by the conference's coaches as a senior.

C Corey Linsley, 5th Year, Ohio State, D5a-14

- ▶ Has started every game at C since Week 9 of 2016. Was the only Packers offensive lineman to start every game during the 2017 season.
- ▶ Was on reserve/physically unable to perform for the entire preseason and the first seven regular-season games of the 2016 season.
- ▶ Started 29 games and four postseason contests in his first two seasons.
- ▶ Was the first rookie center to start every game for the Packers since the league went to a 16-game schedule in 1978.
- ▶ Named to PFWA's All-Rookie team, the first Green Bay center to be honored since its inception in 1974.

RG Byron Bell, 8th Year, New Mexico, FA-18

- ▶ Signed by Green Bay as a free agent during the 2018 offseason and has seen action in all 11 games with eight starts, all coming at right guard.
- ▶ Originally signed as an undrafted free agent out of New Mexico by the Carolina Panthers in 2011. After four seasons (2011-14) with the Panthers, spent two years with the Tennessee Titans (2015-16) and a season with the Dallas Cowboys (2017).
- ▶ Played in 90 games with 74 starts from 2011-17, and started all three postseason contests he appeared in.
- ▶ Played in 37 games with 36 starts at New Mexico, starting 24 games at LT over his final two seasons after making 12 starts at RT as a sophomore.

RT Bryan Bulaga, 9th Year, Iowa, D1-10

- ▶ Has played in 96 career regular-season games with 92 starts at right tackle.
- ▶ Started 43 of 48 regular-season games from 2014-16 and five games in 2017 before a knee injury in Week 9 ended his season.
- ▶ Missed the second part of the 2012 season after suffering a hip injury vs. Arizona on Nov. 4 and missed all of the 2013 season after injuring his knee on Aug. 3.
- ▶ Started 37 games at RT in his first three seasons in the league.
- ▶ Named to the *Pro Football Weekly*/PFWA All-Rookie team in 2010.
- ▶ Capped his rookie season by becoming the youngest player at the time, according to STATS LLC, to ever start in the Super Bowl (21 years, 322 days).

TE Jimmy Graham, 9th Year, Miami, FA-18

- ▶ Ranks No. 5 in the NFL among tight ends (min. 30 rec.) with an average of 13.5 yards per reception this season.
- ▶ His 71 career touchdowns rank No. 4 in NFL history among tight ends.
- ▶ Last season, led NFL tight ends with 10 receiving TDs, which marked his fourth season with 10-plus touchdown receptions to tie Antonio Gates for the second most 10-touchdown-catch seasons among tight ends (Rob Gronkowski, five).
- ▶ Has been selected to the Pro Bowl five times in his career (2011, 2013, 2014, 2016, 2017) and was named first-team All-Pro by *The Associated Press* in 2013.
- ▶ Is the only tight end in NFL history to have two seasons with 1,200-plus receiving yards and 10-plus receiving TDs (2011, 2013).
- ▶ From 2015-17, he played for the Seattle Seahawks but entered the NFL with New Orleans in 2010 as a third-round pick (No. 95 overall) and played five seasons (2010-14) for the Saints.

WR Davante Adams, 5th Year, Fresno State, D2-14

- ▶ Became the first player in franchise history to record five-plus receptions in each of the first eight games of the season.
- ▶ Tied for No. 1 in the NFL with four games with 130-plus receiving yards this season, tied for the second most in franchise history (Don Hutson, five in 1942) according to the Elias Sports Bureau.
- ▶ With 10-plus receiving touchdowns in each of the last three seasons (12 in 2016, 10 in 2017 and 2018), he joined Sterling Sharpe (1992-94) and Don Hutson (1941-43) as the only players in franchise history to register 10-plus TD catches in three straight seasons.
- ▶ Registered the third-most receptions (314) and tied for the third most receiving touchdowns (36) by a Green Bay player in their first five seasons (2014-18) in the NFL (according to the Elias Sports Bureau).
- ▶ Selected to his first Pro Bowl in 2017 after leading the Packers with 74 receptions for 885 yards (12.0 avg.) and 10 receiving touchdowns (tied for No. 2 in the NFL).

WR Marquez Valdes-Scantling, Rookie, South Florida, D5c-18

- ▶ Leads the team with 16.5 yards per reception (min. 10 receptions).
- ▶ In Week 8 at New England, totaled 101 yards on three receptions (33.7 avg.), becoming the first Packer since McGee (1959) to have two 100-yard receiving games in a season on three or fewer receptions.
- ▶ Posted an average of 17.3 yards per catch on his 75 receptions at USF, the top mark in school history (min. 70 receptions).
- ▶ Played first two seasons at North Carolina State (2013-14), posting 44 receptions for 538 yards (12.2 avg.) and a TD before transferring to USF, where he played two seasons (2016-17).

QB Aaron Rodgers, 12th Year, California, D1-05

- ▶ His career passer rating of 103.6 ranks No. 1 in NFL history.
- ▶ In 153 regular-season starts (98-54-1 record), has posted 55 games with 300-plus passing yards, 94 without an interception and 85 with a 100-plus passer rating (min. 15 attempts).
- ▶ Earned his sixth selection to the Pro Bowl in 2016, the second-most selections by a Green Bay quarterback behind Brett Favre's nine (1992-93, 1995-97, 2001-03, 2007).
- ▶ Finished the 2014 regular season ranked No. 2 in the NFL in passer rating (112.2), touchdown percentage (7.3), No. 1 in interception percentage (1.0) and No. 3 in touchdown passes (38).
- ▶ Recorded a passer rating of at least 120.0 in seven regular-season games in 2014, setting a single-season career high and tying for the third most in a single season in the NFL, dating back to 1960.
- ▶ In 2011, set an NFL record with a 122.5 passer rating and set franchise marks for TD passes (45), passing yards (4,643), completion percentage (68.3), yards per attempt (9.25) and 300-yard games (eight) on his way to earning NFL Most Valuable Player honors from *The Associated Press*.

RB Aaron Jones, 2nd Year, Texas-El Paso, D5b-17

- ▶ Leads the Packers with 606 rushing yards and ranks No. 1 in the NFL with an average of 6.0 yards per carry (min. 50 att.) this season.
- ▶ Is the first Packer since QB Tobin Rote (1951) with three straight games with 75-plus rushing yards and 15 or fewer carries (Weeks 8-10).
- ▶ Recorded 448 rushing yards and four TDs as a rookie and his 5.53-yard rushing average ranked No. 6 in franchise single-season history (min. 75 att.).
- ▶ Registered two 125-yard rushing games in 2017, tied for the most in franchise history by a Green Bay rookie.
- ▶ Finished career at UTEP ranked No. 1 in school history in rushing yards (4,114).



PACKERS STARTERS – DEFENSE

DE Dean Lowry, 3rd Year, Northwestern, D4b-16

- Tied for No. 3 on the team with 12 QB pressures this season.
- Made first career start in the 2017 season-opening win over Seattle and went on to start at total of 11 games while playing in all 16 last season.
- Saw action in 15 games as a rookie (2016) and registered 14 tackles (eight solo), two sacks, three tackles for a loss, nine QB pressures and three QB hits. Also appeared in all three postseason contests and posted two tackles (one solo) and a QB pressure.
- Posted sacks in back-to-back games in 2016, recording one in Week 13 vs. Houston and one in Week 14 vs. Seattle.
- Played in 48 games with 33 starts for Northwestern.
- Earned second-team All-Big Ten honors as a senior in 2015 after posting 46 tackles (27 solo), 13.5 tackles for a loss (second on the team), three sacks, an interception, a fumble recovery and seven passes defended.

NT Kenny Clark, 3rd Year, UCLA, D1-16

- Ranks No. 2 on the team with a career-best six sacks this season.
- Is tied for No. 2 on the team in QB hits (seven) this season.
- Despite missing Week 12 due to injury, set career highs in tackles (78, No. 4 on the team) and sacks (4.5, No. 4 on the team) in 2017.
- Finished the 2016 regular season ranked No. 3 on the GB defensive line in tackles (33).
- Became the youngest player to appear in a season opener for the Packers since Arnie Herber (20 years old) in 1930.
- Earned third-team All-America honors from *The Associated Press* and first-team All-Pacific-12 recognition from the coaches and media as a junior in 2015.

DE Mike Daniels, 7th Year, Iowa, D4a-12

- Leads the team in QB hits (eight) and is tied for the team lead in QB pressures (14) this season.
- Leads Packers defensive linemen with 27.0 sacks since the start of the 2013 regular season.
- After being selected as an alternate each of the previous three seasons (2015-17), was named to the 2017 Pro Bowl as an injury replacement for Los Angeles Rams DT Aaron Donald.
- Ranked No. 4 on the team with five sacks in 2017 and set a career high with 72 tackles.
- Has recorded at least four sacks in each season since 2013, which is tied for No. 1 in the NFL among defensive tackles (according to pro-football-reference.com).
- Led the defensive line in both tackles and sacks in 2014 and 2015.
- Starred as an interior pass rusher at Iowa, posting a team-high 24.5 tackles for a loss and 13 sacks from 2010-11.

OLB Clay Matthews, 10th Year, Southern California, D1b-09

- Is tied for the team lead in QB pressures (14) and is tied for No. 2 on the team in QB hits (seven) this season.
- With 82.5 career sacks, passed Kabeer Gbaja-Biamila (74.5) for the most sacks in Packers history. Led the team with 7.5 sacks in 2017 despite missing two games.
- Despite injuries forcing him to miss four games and limiting him in six others, finished No. 3 on the team with five sacks in 2016.
- For the first time in his career, recorded at least one sack in each of the first three regular-season games he played in (2016).
- Selected to his sixth Pro Bowl and first as an inside linebacker in 2015 after recording 6.5 sacks (second on the team), 15 QB hits (No. 1 on the team) and a career-high 85 tackles (No. 2 on the team).
- With a team-high 11.0 sacks in 2014, is tied for the most 10-plus sack seasons in franchise history (four).
- Is the only player in franchise history to score a defensive TD (interception or fumble return) in each of his first three seasons in the NFL (2009-11).

ILB Blake Martinez, 3rd Year, Stanford, D4a-16

- Leads the Packers in total tackles (100) and solo tackles (68) this season.
- Ranked No. 1 on the Packers with 158 total tackles (107 solo) during the 2017 season. Dating back to 1975, it was the 14th time and first time since A.J. Hawk (153) in 2013 that a Green Bay player reached 150 tackles in a season.
- Registered 10-plus tackles in seven games in 2017 (12 vs. Cincinnati, 13 at Dallas, 14 at Minnesota, 15 vs. New Orleans, 12 vs. Detroit, 17 at Pittsburgh, 10 vs. Tampa Bay).
- Became the first rookie to start on defense for Green Bay in Week 1 since LB Nick Perry in 2012.
- Started all 27 games played in his final two seasons, leading the team in tackles as a junior (102) and senior (141).

ILB Antonio Morrison, 3rd Year, Florida, FA-18

- Has played in all 11 games with five starts this season.
- Acquired by the Packers in a trade with the Indianapolis Colts on Aug. 26, 2018, in exchange for CB Lenzy Pipkins.
- Originally selected by the Colts in the fourth round (No. 125 overall) of the 2016 NFL Draft out of the University of Florida.
- In two seasons with Indianapolis, played in 31 games with 19 starts and registered 154 tackles (91 solo), six tackles for a loss and a pass defended. Started all 15 games he played in at inside linebacker last season and led the team with a career-high 108 tackles (64 solo).

OLB Kyler Fackrell, 3rd Year, Utah State, D3-16

- After tying for No. 2 on the team with 20 QB pressures in 2017, he leads the Packers with 8.0 sacks this season.
- According to Sportradar, is tied for No. 4 among NFL linebackers in sacks this season.
- Is tied for the fifth-most three-sack games (two) in franchise history (since 1982), according to pro-football-reference.com.
- Became one of just 15 players in school history to earn first-team or second-team all-conference recognition three times during his career (2012-13, 2015).
- Entered college as a walk-on in 2011 before a scholarship opened up in the fall.

CB Jaire Alexander, Rookie, Louisville, D1-18

- Has played in 10 games with seven starts this season, ranking No. 1 on the team with 12 passes defended.
- Registered five passes defended against the Los Angeles Rams in Week 8, the most by a Green Bay defender this season.
- Was just the third Louisville defensive back in school history to be selected in the first round of the NFL Draft.
- Played in 31 games with 19 starts during his three seasons with the Cardinals, earning second-team All-Atlantic Coast Conference recognition as a sophomore in 2016.

CB Kevin King, 2nd Year, Washington, D1-17

- Appeared in nine games with five starts as a rookie in 2017, registering 31 tackles (23 solo), a tackle for a loss and eight passes defended before being placed on injured reserve (shoulder) on Dec. 6.
- Despite being limited to nine games due to injury, his five starts were the third most among Packers rookies in 2017 (S Josh Jones and RB Jamaal Williams both had seven).
- Played in all 48 games with 35 starts in his four seasons at Washington and registered 165 tackles (107 solo), 8½ tackles for a loss, six interceptions, 28 passes defended, two forced fumbles and two fumble recoveries. Earned honorable mention All-Pacific-12 recognition as a junior and senior.
- Was named first-team All-East Bay by the *Contra Costa Times* as a senior at Bishop O'Dowd High School in Oakland, Calif., where he was coached by former NFL linebacker Hardy Nickerson.

S Tramon Williams, 12th Year, Louisiana Tech, FA-18

- After starting the first seven games of the season at CB, started at S in each of the past four games.
- Has 32 career interceptions, tied for No. 4 among active NFL players.
- Is the only active player in the NFL with at least one INT in each of the last 11 seasons (2007-17).
- Returns to the Packers after spending the last three seasons with the Cleveland Browns (2015-16) and Arizona Cardinals (2017). The former undrafted free agent and practice-squad player appeared in 127 regular-season games for the Packers from 2007-14.
- Has three career TDs, including INT returns of 43 yards (2011) and 70 yards (2010 postseason) and a 94-yard punt return (2007).
- Ranked No. 1 in the NFL with a combined nine interceptions in 2010 (six in regular season, three in postseason) and was chosen for the Pro Bowl as an injury replacement.

S Kentrell Brice, 3rd Year, Louisiana Tech, FA-16

- Recorded his first career sack in Week 1 as part of a 12-tackle (nine solo) performance.
- Started a career-best three games in 2017 and set career highs in tackles (24), solo tackles (21), interceptions (one) and passes defended (four) despite only playing in six contests before being placed on injured reserve with an ankle injury on Nov. 3.
- Was one of five rookie free agents to make Green Bay's Week 1 roster and joined S Marwin Evans as the only rookie free agents to play in all 16 regular-season games and three postseason contests for the Packers in 2016.
- Started 33 of 49 games played at Louisiana Tech, recording 210 tackles (154 solo), 10 tackles for a loss, five sacks, three interceptions, four forced fumbles, a fumble recovery and 13 pass breakups.



2018 REGULAR-SEASON STATISTICS

	Packers	Opponents
TOTAL FIRST DOWNS	224	224
Rushing	70	70
Passing	143	130
Penalty	11	24
3rd Down: Made/Att	50/135	58/152
3rd Down Pct.	37.0	38.2
4th Down: Made/Att	4/12	6/11
4th Down Pct.	33.3	54.5
POSSESSION AVG.	29:45	30:15
TOTAL NET YARDS	4242	3907
Avg. Per Game	385.6	355.2
Total Plays	690	705
Avg. Per Play	6.1	5.5
NET YARDS RUSHING	1170	1352
Avg. Per Game	106.4	122.9
Total Rushes	233	306
NET YARDS PASSING	3072	2555
Avg. Per Game	279.3	232.3
Sacked/Yards Lost	36/254	36/258
Gross Yards	3326	2813
Att./Completions	421/259	363/232
Completion Pct.	61.5	63.9
HAD INTERCEPTED	2	6
PUNTS/AVERAGE	46/44.1	50/45.5
Net Punting Avg.	46/39.6	50/41.2
PENALTIES/YARDS	73/685	54/412
FUMBLES/BALL LOST	17/10	8/6
TOUCHDOWNS	29	30
Rushing	8	10
Passing	20	19
Returns	1	1

SCORE BY PERIODS

	Q1	Q2	Q3	Q4	OT	PTS
PACKERS	68	64	64	68	0	264
OPPONENTS	76	89	34	68	0	267

SCORING

	TD	-Ru	-Pa	-Rt	K-PAT	FG	S	PTS
Mason Crosby	0	0	0	0	25/27	21/27	0	88
Davante Adams	10	0	10	0			0	60
Aaron Jones	7	6	1	0			0	42
Geronimo Allison	2	0	2	0			0	12
Jimmy Graham	2	0	2	0			0	12
Marquez Valdes-Scantling	2	0	2	0			0	12
Jamaal Williams	1	1	0	0			0	8
Randall Cobb	1	0	1	0			0	6
Josh Jackson	1	0	0	1			0	6
Lance Kendricks	1	0	1	0			0	6
Ty Montgomery	1	1	0	0			0	6
Robert Tonyan	1	0	1	0			0	6
PACKERS	29	8	20	1	25/27	21/27	0	264
OPPONENTS	30	10	19	1	27/27	18/24	1	267

2-Pt Conversions: J. Williams, Packers 1-2, Opponents 2-3

SACKS: Kyler Fackrell 8, Kenny Clark 6, Blake Martinez 4, Reggie Gilbert 2.5, Clay Matthews 2.5, Mike Daniels 2, Dean Lowry 2, Nick Perry 1.5, Montravius Adams 1, Kentrell Brice 1, Ha Ha Clinton-Dix 1, Raven Greene 1, Antonio Morrison 1, Jermaine Whitehead 1, Team 1, Jaire Alexander 0.5, PACKERS 36, OPPONENTS 36

RUSHING

	No	Yds	Avg	Long	TD
Aaron Jones	101	606	6.0	67	6
Jamaal Williams	75	280	3.7	11	1
Aaron Rodgers	29	148	5.1	21	0
Ty Montgomery	26	105	4.0	16	1
Raven Greene	1	26	26.0	26	0
Equanimeous St. Brown	1	5	5.0	5	0
PACKERS	233	1170	5.0	67	8
OPPONENTS	306	1352	4.4	41	10

PASSING

	Att	Cmp	Yds	Cmp%	Yds/Att	TD	TD%	Int	Int%	Long	Sack/Lost	Rating
Aaron Rodgers	413	255	3271	61.7	7.92	20	4.8	1	0.2	75t	34/233	101.7
DeShone Kizer	7	4	55	57.1	7.86	0	0.0	1	14.3	29	2/21	42.9
JK Scott	1	0	0	0.0	0.00	0	0.0	0	0.0	---	0/0	39.6
PACKERS	421	259	3326	61.5	7.90	20	4.8	2	0.5	75t	36/254	100.1
OPPONENTS	363	232	2813	63.9	7.75	19	5.2	6	1.7	75t	36/258	98.2

RECEIVING

	No	Yds	Avg	Long	TD
Davante Adams	77	1022	13.3	57	10
Jimmy Graham	36	486	13.5	54	2
Randall Cobb	26	258	9.9	75t	1
Marquez Valdes-Scantling	25	413	16.5	60	2
Geronimo Allison	20	303	15.2	64t	2
Aaron Jones	19	162	8.5	24t	1
Ty Montgomery	15	170	11.3	43	0
Equanimeous St. Brown	13	215	16.5	54	0
Lance Kendricks	13	117	9.0	22	1
Jamaal Williams	10	77	7.7	16	0
Mercedes Lewis	3	39	13.0	30	0
Robert Tonyan	1	54	54.0	54t	1
J'Mon Moore	1	10	10.0	10	0
PACKERS	259	3326	12.8	75t	20
OPPONENTS	232	2813	12.1	75t	19

INTERCEPTIONS

	No	Yds	Avg	Long	TD
Ha Ha Clinton-Dix	3	25	8.3	24	0
Jaire Alexander	1	27	27.0	27	0
Bashaud Breeland	1	26	26.0	26	0
Kevin King	1	0	0.0	0	0
PACKERS	6	78	13.0	27	0
OPPONENTS	2	38	19.0	27t	1

PUNTING

	No	Yds	Avg	Net	TB	In 20	LG	Blk
JK Scott	45	2030	45.1	39.6	6	15	67	1
PACKERS	46	2030	44.1	39.6	6	15	67	1
OPPONENTS	50	2275	45.5	41.2	2	18	63	1

PUNT RETURNS

	Ret	FC	Yds	Avg	Long	TD
Tramon Williams	11	8	83	7.5	23	0
Randall Cobb	7	5	46	6.6	17	0
Trevor Davis	4	1	44	11.0	15	0
Kevin King	1	0	0	0.0	0	0
PACKERS	23	14	173	7.5	23	0
OPPONENTS	11	19	88	8.0	42	0

KICKOFF RETURNS

	No	Yds	Avg	Long	TD
Ty Montgomery	10	210	21.0	27	0
Bashaud Breeland	3	62	20.7	23	0
Lucas Patrick	2	23	11.5	15	0
Trevor Davis	1	20	20.0	20	0
Marquez Valdes-Scantling	1	21	21.0	21	0
Jamaal Williams	1	23	23.0	23	0
PACKERS	18	359	19.9	27	0
OPPONENTS	26	602	23.2	46	0

FIELD GOALS

	1-19	20-29	30-39	40-49	50+
Mason Crosby	0/0	3/3	8/9	6/9	4/6
PACKERS	0/0	3/3	8/9	6/9	4/6
OPPONENTS	0/0	3/3	8/9	7/10	0/2

Crosby: (42G) (37G, 40G, 31G, 48G, 36G, 52N) (41G) (52G, 36G, 52G) (41N, 42N, 38N, 56N, 41G) (29G, 39G, 51G, 27G) (41G, 53G) (29G) (38G) (47N, 36G) (38G)
Opponents: (26G, 33G, 32G) (48N, 49N, 35N) (35G) () (39G, 55N) (46G, 44G, 43G) (43G, 34G) (28G) (37G, 25G, 47G, 40G) (39G, 43G) (48N, 56N, 37G)

2018 REGULAR-SEASON DEFENSIVE STATISTICS

Official totals – based on coaches' film review, through Week 12 at Minnesota

Player	Total Tackles	Solo	Asst	Sacks/ Yards	Int/ Yards	Fum Rec	For Fum	Pass Def
Blake Martinez	100	68	32	4.0/26.0	0/0	0	0	3
Kenny Clark	64	39	25	6.0/43.0	0/0	2	1	2
Jaire Alexander	54	43	11	0.5/3.0	1/27	0	0	12
Tramon Williams	49	36	13	0.0/0.0	0/0	1	0	1
Kentrell Brice	46	31	15	1.0/0.0	0/0	0	0	3
Josh Jackson	46	29	17	0.0/0.0	0/0	0	0	8
Ha Ha Clinton-Dix	38	26	12	1.0/5.0	3/25	0	1	4
Kyler Fackrell	36	28	8	8.0/56.0	0/0	0	0	2
Reggie Gilbert	34	27	7	2.5/22.0	0/0	1	0	1
Clay Matthews	34	25	9	2.5/16.5	0/0	0	1	0
Dean Lowry	34	23	11	2.0/15.0	0/0	0	0	1
Antonio Morrison	31	20	11	1.0/11.0	0/0	0	0	0
Josh Jones	26	20	6	0.0/0.0	0/0	0	0	1
Mike Daniels	26	15	11	2.0/10.0	0/0	0	0	0
Nick Perry	25	18	7	1.5/11.5	0/0	0	1	5
Kevin King	22	16	6	0.0/0.0	1/0	1	0	3
Jermaine Whitehead	19	16	3	1.0/16.0	0/0	0	0	2
Oren Burks	14	12	2	0.0/0.0	0/0	0	0	0
Bashaud Breeland	13	10	3	0.0/0.0	1/26	0	0	3
Montravius Adams	12	6	6	1.0/2.0	0/0	0	0	0
Ibraheim Campbell	10	8	2	0.0/0.0	0/0	0	0	0
Tony Brown	7	7	0	0.0/0.0	0/0	0	1	3
Muhammad Wilkerson	6	4	2	0.0/0.0	0/0	0	0	0
Tyler Lancaster	4	2	2	0.0/0.0	0/0	0	0	0
Raven Greene	3	2	1	1.0/12.0	0/0	0	0	1
Korey Toomer	3	2	1	0.0/0.0	0/0	0	0	0
James Crawford	1	0	1	0.0/0.0	0/0	0	0	0
TEAM	0	0	0	1.0/9.0	0/0	0	0	0
Totals	757	533	224	36.0/258.0	6/78	5	5	55

MISCELLANEOUS

Player	Tackles
Byron Bell	2
Davante Adams	1
David Bakhtiari	1
Randall Cobb	1
DeShone Kizer	1
Lane Taylor	1
Totals	7

Player	FR
Randall Cobb	1
Lance Kendricks	1
Corey Linsley	1
Aaron Rodgers	1
JK Scott	1
Totals	5

SPECIAL TEAMS

Player	TT	FR	FF
James Crawford	9	1	0
Oren Burks	7	0	0
Raven Greene	5	0	1
Josh Jones	5	0	0
Antonio Morrison	4	0	0
Jermaine Whitehead	4	0	0
Tony Brown	3	0	0
Jaire Alexander	2	0	0
Tra Carson	2	0	0
Trevor Davis	2	0	0
Kyler Fackrell	2	0	0
Reggie Gilbert	2	0	0
Josh Jackson	2	0	0
Korey Toomer	2	0	0
Marquez Valdes-Scantling	2	0	0
Hunter Bradley	1	0	0
Mason Crosby	1	0	0
Kevin King	1	0	0
J'Mon Moore	1	0	0
Robert Tonyan	1	0	0
Totals	58	1	1

BLOCKED KICKS

Player	PAT	FG	P
Geronimo Allison	0	0	1
Totals	0	0	1



No	ALPHABETICAL ROSTER	Pos	Ht	Wt	Birthdate	NFL Exp	College	High School	Hometown
17	Adams, Davante	WR	6-1	215	12/24/92	5	Fresno State	Palo Alto, Calif.	
90	Adams, Montravius	DL	6-4	304	7/24/95	2	Auburn	Vienna, Ga.	
23	Alexander, Jaire	CB	5-10	196	2/9/97	R	Louisville	Charlotte, N.C.	
69	Bakhtiari, David	T	6-4	310	9/30/91	6	Colorado	San Mateo, Calif.	
74	Bell, Byron	T/G	6-5	320	1/17/89	8	New Mexico	Greenville, Texas	
8	Boyle, Tim	QB	6-4	232	10/3/94	R	Eastern Kentucky	Middletown, Conn.	
43	Bradley, Hunter	LS	6-3	241	5/21/94	R	Mississippi State	Collierville, Tenn.	
26	Breeland, Bashaud	CB	5-11	195	1/3/92	5	Clemson	Fairfax, S.C.	
29	Brice, Kentrell	S	5-11	200	8/11/94	3	Louisiana Tech	Ruston, La.	
28	Brown, Tony	CB	6-0	199	7/13/95	R	Alabama	Beaumont, Texas	
75	Bulaga, Bryan	T	6-5	314	3/21/89	9	Iowa	Woodstock, Ill.	
42	Burks, Oren	LB	6-3	233	3/21/95	R	Vanderbilt	Lorton, Va.	
39	Campbell, Ibraheim	S	5-11	210	5/13/92	4	Northwestern	Philadelphia, Pa.	
32	Carson, Tra	RB	5-11	228	10/24/92	2	Texas A&M	Texarkana, Texas	
97	Clark, Kenny	DL	6-3	314	10/4/95	3	UCLA	Rialto, Calif.	
18	Cobb, Randall	WR	5-10	192	8/22/90	8	Kentucky	Alcoa, Tenn.	
54	Crawford, James	LB	6-2	239	12/2/94	R	Illinois	Fort Lauderdale, Fla.	
2	Crosby, Mason	K	6-1	207	9/3/84	12	Colorado	Georgetown, Texas	
76	Daniels, Mike	DL	6-0	310	5/5/89	7	Iowa	Blackwood, N.J.	
11	Davis, Trevor	WR	6-1	188	7/4/93	3	California	Martinez, Calif.	
51	Fackrell, Kyle	LB	6-5	245	11/25/91	3	Utah State	Mesa, Ariz.	
93	Gilbert, Reggie	LB	6-3	261	4/1/93	1	Arizona	Laveen, Ariz.	
80	Graham, Jimmy	TE	6-7	265	11/24/86	9	Miami	Wilson, N.C.	
36	Greene, Raven	S	5-11	197	2/2/95	R	James Madison	Virginia Beach, Va.	
37	Jackson, Josh	CB	6-0	196	4/3/96	R	Iowa	Corinth, Texas	
33	Jones, Aaron	RB	5-9	208	12/2/94	2	Texas-El Paso	El Paso, Texas	
27	Jones, Josh	S	6-2	220	9/20/94	2	North Carolina State	Walled Lake, Mich.	
84	Kendricks, Lance	TE	6-3	250	1/30/88	8	Wisconsin	Milwaukee, Wis.	
20	King, Kevin	CB	6-3	200	5/5/95	2	Washington	Oakland, Calif.	
9	Kizer, DeShone	QB	6-4	235	1/3/96	2	Notre Dame	Toledo, Ohio	
95	Lancaster, Tyler	DL	6-3	313	11/4/94	R	Northwestern	Plainfield, Ill.	
89	Lewis, Mercedes	TE	6-6	267	5/19/84	13	UCLA	Long Beach, Calif.	
70	Light, Alex	T/G	6-5	309	5/2/96	R	Richmond	Salem, Va.	
63	Linsley, Corey	C	6-3	301	7/27/91	5	Ohio State	Boardman, Ohio	
99	Looney, James	DL	6-3	287	5/15/95	R	California	Lake Worth, Fla.	
94	Lowry, Dean	DL	6-6	296	6/9/94	3	Northwestern	Rockford, Ill.	
50	Martinez, Blake	LB	6-2	237	1/9/94	3	Stanford	Oro Valley, Ariz.	
52	Matthews, Clay	LB	6-3	255	5/14/86	10	Southern California	Agoura Hills, Calif.	
64	McCray, Justin	G	6-3	317	5/31/92	2	Central Florida	Miami, Fla.	
82	Moore, J'Mon	WR	6-3	205	5/23/95	R	Missouri	Missouri City, Texas	
44	Morrison, Antonio	LB	6-1	241	12/6/94	3	Florida	Bolingbrook, Ill.	
62	Patrick, Lucas	G	6-3	313	7/30/93	2	Duke	Brentwood, Tenn.	
25	Redmond, Will	CB	5-11	186	12/28/93	3	Mississippi State	Memphis, Tenn.	
12	Rodgers, Aaron	QB	6-2	225	12/2/83	14	California	Chico, Calif.	
6	Scott, JK	P	6-6	208	10/30/95	R	Alabama	Denver, Colo.	
78	Spriggs, Jason	T	6-6	301	5/17/94	3	Indiana	Elkhart, Ind.	
19	St. Brown, Equanimeous	WR	6-5	214	9/30/96	R	Notre Dame	Anaheim, Calif.	
65	Taylor, Lane	G	6-3	324	11/22/89	6	Oklahoma State	Arlington, Texas	
85	Tonyan, Robert	TE	6-5	237	4/30/94	1	Indiana State	McHenry, Ill.	
56	Toomer, Korey	LB	6-2	235	12/9/88	5	Idaho	Las Vegas, Nev.	
83	Valdes-Scantling, Marquez	WR	6-4	206	10/10/94	R	South Florida	St. Petersburg, Fla.	
30	Williams, Jamaal	RB	6-0	213	4/3/95	2	Brigham Young	Fontana, Calif.	
38	Williams, Tramon	CB/S	5-11	191	3/16/83	12	Louisiana Tech	Houma, La.	

PRACTICE SQUAD

24	Coleman, Lavon	RB	5-11	216	12/10/94	R	Washington	Lompoc, Calif.	
71	Coyle, Anthony	G	6-4	298	9/19/96	R	Fordham	Staten Island, N.Y.	
91	Donnerson, Kendall	LB	6-3	249	4/22/96	R	Southeast Missouri	Maumelle, Ark.	
77	Pankey, Adam	G/T	6-5	313	2/2/94	2	West Virginia	Hamilton, Ohio	
88	Redding, Teo	WR	6-1	176	12/8/94	R	Bowling Green	Warren, Mich.	
58	Sheldon, Brady	LB	6-5	231	2/23/93	1	Ferris State	Novi, Mich.	
79	Simon, Deon	DL	6-4	332	7/6/90	2	Northwestern State (La.)	Baton Rouge, La.	
45	Vitale, Danny	FB	6-0	239	10/26/93	3	Northwestern	Wheaton, Ill.	
86	Wolf, Ethan	TE	6-6	252	11/7/95	R	Tennessee	Minster, Ohio	

RESERVE/INJURED

81	Allison, Geronimo	WR	6-3	202	1/18/94	3	Illinois	Riverview, Fla.	
31	House, Davon	CB	6-0	195	7/10/89	8	New Mexico State	Palmdale, Calif.	
16	Kumerow, Jake	WR	6-4	209	2/17/92	1	Wisconsin-Whitewater	Bartlett, Ill.	
68	Murphy, Kyle	T	6-6	305	12/11/93	3	Stanford	San Clemente, Calif.	
53	Perry, Nick	LB	6-3	265	4/12/90	7	Southern California	Detroit, Mich.	
47	Ryan, Jake	LB	6-2	240	2/27/92	4	Michigan	Cleveland, Ohio	
96	Wilkerson, Muhammad	DL	6-4	315	10/22/89	8	Temple	Linden, N.J.	

RESERVE/DID NOT REPORT

61	Madison, Cole	G	6-5	308	12/20/94	R	Washington State	Burien, Wash.	
----	---------------	---	-----	-----	----------	---	------------------	---------------	--

No	NUMERICAL ROSTER	Pos	Ht	Wt	Age	NFL Exp	College	How Acquired	Reg. season GP/GS/DNP/IA
2	Mason Crosby	K	6-1	207	34	12	Colorado	D6c-07	11/0/0/0
6	JK Scott	P	6-6	208	23	R	Alabama	D5b-18	11/0/0/0
8	Tim Boyle	QB	6-4	232	24	R	Eastern Kentucky	FA-18	0/0/1/10
9	DeShone Kizer	QB	6-4	235	22	2	Notre Dame	T (Cle.)-18	1/0/10/0
11	Trevor Davis	WR	6-1	188	25	3	California	D5-16	2/0/0/1
12	Aaron Rodgers	QB	6-2	225	35	14	California	D1-05	11/11/0/0
17	Davante Adams	WR	6-1	215	25	5	Fresno State	D2-14	11/11/0/0
18	Randall Cobb	WR	5-10	192	28	8	Kentucky	D2-11	5/4/0/6
19	Equanimeous St. Brown	WR	6-5	214	22	R	Notre Dame	D6-18	8/4/1/2
20	Kevin King	CB	6-3	200	23	2	Washington	D2a-17	6/6/0/5
23	Jaire Alexander	CB	5-10	196	21	R	Louisville	D1-18	9/7/0/2
25	Will Redmond	CB	5-11	186	24	3	Mississippi State	FA-18	2/0/0/1
26	Bashaud Breeland	CB	5-11	195	26	5	Clemson	FA-18	3/3/0/5
27	Josh Jones	S	6-2	220	24	2	North Carolina State	D2b-17	8/1/0/3
28	Tony Brown	CB	6-0	199	23	R	Alabama	FA-18	6/0/0/2
29	Kentrell Brice	S	5-11	200	24	3	Louisiana Tech	FA-16	10/10/0/1
30	Jamaal Williams	RB	6-0	213	23	2	Brigham Young	D4b-17	11/5/0/0
32	Tra Carson	RB	5-11	228	26	2	Texas A&M	FA-18	4/0/0/0
33	Aaron Jones	RB	5-9	208	23	2	Texas-El Paso	D5b-17	9/6/0/0
36	Raven Greene	S	5-11	197	23	R	James Madison	FA-18	8/0/0/3
37	Josh Jackson	CB	6-0	196	22	R	Iowa	D2-18	11/6/0/0
38	Tramon Williams	CB/S	5-11	191	35	12	Louisiana Tech	UFA (Ari.)-18	11/11/0/0
39	Ibraheim Campbell	S	5-11	210	26	4	Northwestern	W-18 (NYJ)	2/0/0/1
42	Oren Burks	LB	6-3	233	23	R	Vanderbilt	D3-18	9/3/0/2
43	Hunter Bradley	LS	6-3	241	24	R	Mississippi State	D7b-18	11/0/0/0
44	Antonio Morrison	LB	6-1	241	23	3	Florida	T (Ind.)-18	10/4/0/0
50	Blake Martinez	LB	6-2	237	24	3	Stanford	D4a-16	11/11/0/0
51	Kyler Fackrell	LB	6-5	245	27	3	Utah State	D3-16	11/2/0/0
52	Clay Matthews	LB	6-3	255	32	10	Southern California	D1b-09	11/11/0/0
54	James Crawford	LB	6-2	239	23	R	Illinois	FA-18	11/0/0/0
56	Korey Toomer	LB	6-2	235	29	5	Idaho	FA-18	7/0/2/2
62	Lucas Patrick	G	6-3	313	25	2	Duke	FA-16	9/0/1/1
63	Corey Linsley	C	6-3	301	27	5	Ohio State	D5a-14	11/11/0/0
64	Justin McCray	G	6-3	317	26	2	Central Florida	FA-17	7/3/1/3
65	Lane Taylor	G	6-3	324	29	6	Oklahoma State	FA-13	11/11/0/0
69	David Bakhtiari	T	6-4	310	27	6	Colorado	D4a-13	11/11/0/0
70	Alex Light	T/G	6-5	309	22	R	Richmond	FA-18	0/0/0/11
74	Byron Bell	T/G	6-5	320	29	8	New Mexico	FA-18	11/8/0/0
75	Bryan Bulaga	T	6-5	314	29	9	Iowa	D1-10	11/11/0/0
76	Mike Daniels	DL	6-0	310	29	7	Iowa	D4a-12	10/9/0/1
78	Jason Spriggs	T	6-6	301	24	3	Indiana	D2-16	10/0/0/1
80	Jimmy Graham	TE	6-7	265	32	9	Miami	UFA (Sea.)-18	11/9/0/0
82	J'Mon Moore	WR	6-3	205	23	R	Missouri	D4-18	7/0/0/4
83	Marquez Valdes-Scantling	WR	6-4	206	24	R	South Florida	D5c-18	11/8/0/0
84	Lance Kendricks	TE	6-3	250	30	8	Wisconsin	FA-17	11/1/0/0
85	Robert Tonyan	TE	6-5	237	24	1	Indiana State	FA-17	11/0/0/0
89	Marcedes Lewis	TE	6-6	267	34	13	UCLA	FA-18	11/3/0/0
90	Montravius Adams	DL	6-4	304	23	2	Auburn	D3-17	11/0/0/0
93	Reggie Gilbert	LB	6-3	261	25	1	Arizona	FA-16	11/0/0/0
94	Dean Lowry	DL	6-6	296	24	3	Northwestern	D4b-16	11/3/0/0
95	Tyler Lancaster	DL	6-3	313	24	R	Northwestern	FA-18	6/1/1/0
97	Kenny Clark	DL	6-3	314	23	3	UCLA	D1-16	11/11/0/0
99	James Looney	DL	6-3	287	23	R	California	D7a-18	0/0/1/0

PRACTICE SQUAD

24	Lavon Coleman	RB	5-11	216	23	R	Washington	FA-18	0/0/0/0
45	Danny Vitale	FB	6-0	239	25	3	Northwestern	FA-18	0/0/0/0
58	Brady Sheldon	LB	6-5	231	25	1	Ferris State	FA-18	0/0/0/0
71	Anthony Coyle	G	6-4	298	22	R	Fordham	FA-18	0/0/0/0
77	Adam Pankey	G/T	6-5	313	24	2	West Virginia	FA-17	0/0/0/0
79	Deon Simon	DL	6-4	332	28	2	Northwestern State (La.)	FA-18	0/0/0/0
86	Ethan Wolf	TE	6-6	252	23	R	Tennessee	FA-18	0/0/0/0
88	Teo Redding	WR	6-1	176	23	R	Bowling Green	FA-18	0/0/0/0
91	Kendall Donnerson	LB	6-3	249	22	R	Southeast Missouri	D7c-18	0/0/0/0

RESERVE/INJURED

16	Jake Kumerow	WR	6-4	209	26	1	Wisconsin-Whitewater	FA-17	0/0/0/0
31	Davon House	CB	6-0	195	29	8	New Mexico State	FA-17	3/0/0/0
47	Jake Ryan	LB	6-2	240	26	4	Michigan	D4-15	0/0/0/0
53	Nick Perry	LB	6-3	265	28	7	Southern California	D1-12	9/9/0/1
68	Kyle Murphy	T	6-6	305	24	3	Stanford	D6-16	0/0/0/0
81	Geronimo Allison	WR	6-3	202	24	3	Illinois	FA-16	5/4/0/3
96	Muhammad Wilkerson	DL	6-4	315	29	8	Temple	FA-18	3/3/0/0

RESERVE/DID NOT REPORT

61	Cole Madison	G	6-5	308	23	R	Washington State	D5a-18	0/0/0/0
----	--------------	---	-----	-----	----	---	------------------	--------	---------



OFFENSE

WR:	18	Randall Cobb	<u>19</u>	<u>Equanimeous St. Brown</u>	
LT:	69	David Bakhtiari	78	Jason Spriggs	<u>70</u> <u>Alex Light</u>
LG:	65	Lane Taylor	62	Lucas Patrick	
C:	63	Corey Linsley	62	Lucas Patrick	
RG:	74	Byron Bell	64	Justin McCray	
RT:	75	Bryan Bulaga	78	Jason Spriggs	
TE:	80	Jimmy Graham	84	Lance Kendricks	89 Mercedes Lewis
					85 Robert Tonyan
WR:	17	Davante Adams	<u>82</u>	<u>J'Mon Moore</u>	
WR:	<u>83</u>	<u>Marquez Valdes-Scantling</u>	11	Trevor Davis	
QB:	12	Aaron Rodgers	9	DeShone Kizer	<u>8</u> <u>Tim Boyle</u>
RB:	33	Aaron Jones	30	Jamaal Williams	32 Tra Carson

DEFENSE

DE:	94	Dean Lowry	90	Montravius Adams	
NT:	97	Kenny Clark	<u>95</u>	<u>Tyler Lancaster</u>	
DE:	76	Mike Daniels	<u>99</u>	<u>James Looney</u>	
OLB:	52	Clay Matthews	93	Reggie Gilbert	
ILB:	50	Blake Martinez	<u>42</u>	<u>Oren Burks</u>	
ILB:	44	Antonio Morrison	56	Korey Toomer	<u>54</u> <u>James Crawford</u>
OLB:	51	Kyler Fackrell	93	Reggie Gilbert	
CB:	<u>23</u>	<u>Jaire Alexander</u>	38	Tramon Williams	<u>37</u> <u>Josh Jackson</u>
					25 Will Redmond
CB:	20	Kevin King	26	Bashaud Breeland	<u>28</u> <u>Tony Brown</u>
S:	38	Tramon Williams	<u>36</u>	<u>Raven Greene</u>	39 Ibraheim Campbell
S:	29	Kentrell Brice	27	Josh Jones	

SPECIAL TEAMS

K:	2	Mason Crosby			
P:	<u>6</u>	<u>JK Scott</u>			
H:	<u>6</u>	<u>JK Scott</u>	18	Randall Cobb	
PR:	11	Trevor Davis	38	Tramon Williams	18 Randall Cobb
KR:	11	Trevor Davis	26	Bashaud Breeland	<u>83</u> <u>Marquez Valdes-Scantling</u>
LS:	<u>43</u>	<u>Hunter Bradley</u>			

Rookies are underlined

COACH LOCATIONS

► **Coaches' Box:** Jeff Blasko (assistant offensive line), Ryan Downard (defensive quality control), Scott McCurley (defensive assistant), Mike Pettine (defensive coordinator), Joe Philbin (offensive coordinator), Omar Young (coaching administrator).

► **Sideline:** Brian Angelichio (tight ends), James Campen (offense – run game coordinator/offensive line), Frank Cignetti Jr. (quarterbacks), Maurice Drayton (assistant special teams), Patrick Graham (defense – run game coordinator/inside linebackers), Jay Hayes (assistant defensive line), Jim Hostler (offense - pass game coordinator), Jerry Montgomery (defensive line), Winston Moss (associate head coach/linebackers), David Raih (wide receivers), Jason Simmons (secondary), Ben Sirmans (running backs), Joe Whitt Jr. (defense - pass game coordinator), Ron Zook (special teams coordinator).



ROSTER BY POSITION

QUARTERBACK (3)

Tim Boyle
DeShone Kizer
Aaron Rodgers

RUNNING BACK (3)

Tra Carson
Aaron Jones
Jamaal Williams

WIDE RECEIVER (6)

Davante Adams
Randall Cobb
Trevor Davis
J'Mon Moore
Equanimeous St. Brown
Marquez Valdes-Scantling

TIGHT END (4)

Jimmy Graham
Lance Kendricks
Mercedes Lewis
Robert Tonyan

OFFENSIVE LINE (9)

David Bakhtiari
Byron Bell
Bryan Bulaga
Alex Light
Corey Linsley
Justin McCray
Lucas Patrick
Jason Spriggs
Lane Taylor

DEFENSIVE LINE (6)

Montravius Adams
Kenny Clark
Mike Daniels
Tyler Lancaster
James Looney
Dean Lowry

LINEBACKER (8)

Oren Burks
James Crawford
Kyler Fackrell
Reggie Gilbert
Blake Martinez
Clay Matthews
Antonio Morrison
Korey Toomer

CORNERBACK (7)

Jaire Alexander
Bashaud Breeland
Tony Brown
Josh Jackson
Kevin King
Will Redmond
Tramon Williams (also S)

SAFETY (4)

Kentrell Brice
Ibraheim Campbell
Raven Greene
Josh Jones

SPECIALIST (3)

Hunter Bradley
Mason Crosby
JK Scott

Rookies are underlined

PRONUNCIATION GUIDE

PLAYERS

Montravius Adams mon-TRAY-vee-us
Jaire Alexanderji-air
David Bakhtiari bock-tee-R-ee
Bashaud BreelandBA-shaud
Kentrell Brice ken-TRELL
Bryan Bulagabuh-LAH-guh
Ibraheim Campbell EE-brah-heem
Tra Carson tray
Kyler Fackrell FACK-rull
Joe Kerridge KAIR-idge
DeShone Kizer duh-SHONN
Jake Kumerow KOO-mer-o
J'Mon Moore JAY-mon

Teo Redding TEE-oh
Equanimeous St. Brown eck-wah-nihm-ee-ous
Marquez Valdes-Scantlingmar-KWEZ
Tramon Williams truh-MON

COACHES

Brian Angelichio an-juh-LEEK-o
James Campen KAMP-en
Ryan Downard DOWN-erd
Jim Hostler HOSS-ler
Mark Lovatluh-VOTT
Mike PettinePETT-in
David Raih RYE

HOW THE PACKERS WERE BUILT

Year	Record	Draft (29)	Trades (2)	Free Agents (21)
2005	4-12	QB Aaron Rodgers D1		
2007	13-3	K Mason Crosby D6c		
2009	11-5	LB Clay Matthews D1b		
2010	10-6	T Bryan Bulaga D1		
2011	15-1	WR Randall Cobb D2		
2012	11-5	DL Mike Daniels D4a		
2013	8-7-1	T David Bakhtiari D4a		G Lane Taylor
2014	12-4	WR Davante Adams D2 C Corey Linsley D5a		
2016	10-6	DL Kenny Clark D1 T Jason Spriggs D2 LB Kyler Fackrell D3 LB Blake Martinez D4a DL Dean Lowry D4b WR Trevor Davis D5		S Kentrell Brice LB Reggie Gilbert G Lucas Patrick
2017	7-9	CB Kevin King D2a S Josh Jones D2b DL Montravius Adams D3 RB Jamaal Williams D4b RB Aaron Jones D5b		TE Lance Kendricks G Justin McCray TE Robert Tonyan
2018	4-6-1	CB Jaire Alexander D1 CB Josh Jackson D2 LB Oren Burks D3 WR J'Mon Moore D4 P JK Scott D5b WR Marquez Valdes-Scantling D5c WR Equanimeous St. Brown D6 DL James Looney D7a LS Hunter Bradley D7b	LB Antonio Morrison (Ind.) QB DeShone Kizer (Cle.)	T/G Byron Bell QB Tim Boyle CB Bashaud Breeland CB Tony Brown RB Tra Carson LB James Crawford TE Jimmy Graham (UFA-Sea.) S Raven Greene DL Tyler Lancaster TE Mercedes Lewis T/G Alex Light CB Will Redmond LB Korey Toomer CB/S Tramon Williams (UFA-Ari.)

Waivers (1): S Ibraheim Campbell (from New York Jets), 2018

TEAM STATISTICS/STARTERS

Date/Opp		1	2	3	4	OT	Tot	Ru	Pa	Pe	Downs	Downs	PI	Yds	Avg	Att	Yds	TD	Att-Com-Int	Yds	TD	Sacked	No/Avg	NetAvg	No/Yds	No/Lost	Conv	Poss			
9/9		Chi	0	0	3	21	0	16	2	14	0	5-13	0-1	59	370	6.3	18	69	0	37	24	1	301	3	4	4/48.0	36.8	8/72	2/1	0-0	12
9/16		Min	7	10	3	9	0	24	9	11	4	4-13	0-0	70	351	5.0	24	98	0	42	30	0	253	1	4	5/51.8	45.2	7/54	2/0	0-0	12
9/23	at	Was	0	10	7	0	0	19	7	11	1	6-14	0-2	66	340	5.2	17	100	0	45	27	0	240	2	4	5/46.4	44.6	11/115	2/1	0-0	12
9/30		Buf	6	10	3	3	0	22	9	12	1	11-19	0-1	74	423	5.7	32	141	1	40	22	1	282	1	2	4/42.8	38.0	5/60	3/1	0-0	12
10/7	at	Det	0	0	14	9	0	30	6	23	1	3-10	2-2	76	521	6.9	20	98	0	52	32	0	423	3	4	0/--	--	12/112	3/3	1-2	11
10/15		SF	17	3	3	10	0	26	8	17	1	4-13	1-2	70	521	7.4	21	116	1	46	25	0	405	2	3	4/38.8	33.8	6/54	0/0	0-0	12
10/28	at	LAR	7	3	10	7	0	16	5	11	0	2-9	0-0	52	359	6.9	19	106	2	30	18	0	253	1	3	5/42.8	38.4	2/10	1/1	0-0	13
11/4	at	NE	3	7	7	0	0	22	6	14	2	6-13	0-1	69	367	5.3	25	117	0	43	24	0	250	2	1	5/42.0	42.0	7/63	2/1	0-0	10
11/11		Mia	7	7	14	3	0	21	10	11	0	4-10	1-2	55	377	6.9	25	195	2	28	19	0	182	2	2	2/18.5	18.5	6/45	1/1	0-0	9
11/15	at	Sea	14	7	0	3	0	14	3	11	0	3-11	0-0	48	359	7.5	13	48	1	30	21	0	311	2	5	6/47.3	44.0	5/80	0/0	0-0	11
11/25	at	Min	7	7	0	3	0	14	5	8	1	2-10	0-1	51	254	5.0	19	82	1	28	17	0	172	1	4	6/46.0	39.3	4/20	1/1	0-0	10
12/2		Ari																													
12/9		Atl																													
12/16	at	Chi																													
12/23	at	NYJ																													
12/30		Det																													
SEASON			68	64	64	68	0	224	70	143	11	50-135	4-12	690	4242	6.1	233	1170	8	421	259	2	3072	20	36	46/44.1	39.6	73/685	17/10	1-2	124

Date/Opp	1	2	3	4	OT	Tot	Ru	Pa	Pe	Downs	Downs	Pl	Yds	Avg	Att	Yds	TD	Att-Com-Int	Yds	TD	Sacked	No/Avg	NetAvg	No/Yds	No/Lost	Conv	Poss			
9/9	Chi	7	10	3	4	0	18	7	8	3	7-17	0-2	66	294	4.5	27	139	1	35	23	0	4	4/50.3	46.0	5/35	2/1	0-0	10		
9/16	Min	7	0	0	22	0	24	3	20	1	7-14	0-0	68	480	7.1	18	68	0	48	35	1	4	5/40.8	36.8	8/70	0/0	1-1	13		
9/23	at Buf	14	14	0	3	0	20	9	7	4	5-11	0-0	55	386	7.0	35	166	2	20	12	1	220	2	0	5/47.0	41.2	6/66	0/0	0-0	12
9/30	Was	0	0	0	0	0	11	2	6	3	3-16	0-0	56	145	2.6	16	58	0	33	16	2	87	0	7	8/43.5	41.0	3/20	1/1	0-0	12
10/7	at Det	14	10	0	7	0	18	6	9	3	5-13	0-0	57	264	4.6	28	94	2	26	14	0	170	2	3	5/45.6	45.2	8/71	0/0	0-0	12
10/15	SF	14	10	3	3	0	18	9	8	1	2-9	0-0	55	401	7.3	30	174	1	23	16	1	227	2	2	3/42.0	40.0	2/10	2/2	0-0	12
10/28	at LAR	0	8	15	6	0	23	4	18	1	8-18	1-1	75	416	5.5	34	135	0	36	20	0	281	3	5	7/45.1	43.3	2/15	0/0	1-2	13
11/4	at NE	7	10	0	14	0	28	11	13	4	4-11	0-1	69	433	6.3	31	123	3	36	23	0	310	1	2	3/49.7	49.7	5/30	0/0	0-0	11
11/11	Mia	3	6	3	0	0	19	6	11	2	4-14	3-4	66	294	4.5	23	131	0	37	23	1	163	0	6	2/38.5	19.0	3/10	1/1	0-0	10
11/15	at Sea	3	14	0	10	0	23	9	12	2	6-15	2-2	69	378	5.5	35	173	1	31	21	0	205	2	3	4/52.0	44.3	6/30	2/1	0-0	12
11/25	at Min	7	7	10	0	0	22	4	18	0	7-14	0-1	69	416	6.0	29	91	0	38	29	0	325	3	2	4/45.8	36.8	6/55	0/0	0-0	12
12/2	Ari																													
12/9	Atl																													
12/16	at Chi																													
12/23	at NYJ																													
12/30	Det																													
SEASON		76	89	34	68	0	224	70	130	24	58-152	6-11	705	3907	5.5	306	1352	10	363	232	6	2555	19	36	50/45.5	41.2	54/412	8/6	2-3	129

[illegible][illegible]

INDIVIDUAL STATISTICS, OFFENSE

RUSHING

		J.Williams					A.Rodgers					T.Montgomery					A.Jones				
		No	Yds	Avg	Lg	TD	No	Yds	Avg	Lg	TD	No	Yds	Avg	Lg	TD	No	Yds	Avg	Lg	TD
9/9	Chi	15	47	3.1	11	0	1	15	15.0	15	0	2	7	3.5	6	0	(Reserve/Susp.)				
9/16	Min	16	59	3.7	11	0	3	8	2.7	7	0	5	31	6.2	16	0	(Reserve/Susp.)				
9/23	at Was	5	29	5.8	10	0	2	13	6.5	10	0	4	16	4.0	11	0	6	42	7.0	17	0
9/30	Buf	11	27	2.5	11	0	5	31	6.2	15	0	5	18	3.6	9	0	11	65	5.9	30	1
10/7	at Det	6	33	5.5	11	0	3	10	3.3	6	0	4	15	3.8	10	0	7	40	5.7	18	0
10/15	SF	6	29	4.8	9	0	3	34	11.3	21	0	4	12	3.0	14	1	8	41	5.1	16	0
10/28	at LAR	4	9	2.3	5	1	1	5	5.0	5	0	2	6	3.0	5	0	12	86	7.2	33t	1
11/4	at NE	7	34	4.9	10	0	4	8	2.0	6	0	(Not With Team)					14	75	5.4	13	0
11/11	Mia	3	3	1.0	2	0	6	21	3.5	9	0	(Not With Team)					15	145	9.7	67	2
11/15	at Sea	1	5	5.0	5	0	1	3	3.0	3	0	(Not With Team)					11	40	3.6	8t	1
11/25	at Min	1	5	5.0	5	0	0	0	--	--	0	(Not With Team)					17	72	4.2	11	1
12/2	Ari																				
12/9	Atl																				
12/16	at Chi																				
12/23	at NYJ																				
12/30	Det																				
SEASON		75	280	3.7	11	1	29	148	5.1	21	0	26	105	4.0	16	1	101	606	6.0	67	6
CAREER		228	836	3.7	25	5	554	2818	5.1	35	25	177	849	4.8	61	7	182	1054	5.8	67	10

ADDITIONAL REGULAR-SEASON RUSHING: R.Greene 1-26, E.St. Brown 1-5.

PASSING

		A.Rodgers										D.Kizer									
		Att	Com	Pct	Yds	Sk/Yd	TD	Lg	Int	Rtng		Att	Com	Pct	Yds	Sk/Yd	TD	Lg	Int	Rtng	
9/9	Chi	30	20	66.7	286	2/19	3	75t	0	130.7		7	4	57.1	55	2/21	0	29	1	42.9	
9/16	Min	42	30	71.4	281	4/28	1	34	0	97.4											
9/23	at Was	44	27	61.4	265	4/25	2	64t	0	93.5											
9/30	Buf	40	22	55.0	298	2/16	1	43	1	76.9											
10/7	at Det	52	32	61.5	442	4/19	3	54	0	108.0											
10/15	SF	46	25	54.3	425	3/20	2	60	0	100.4											
10/28	at LAR	30	18	60.0	286	3/33	1	48	0	102.9											
11/4	at NE	43	24	55.8	259	1/9	2	51	0	89.2											
11/11	Mia	28	19	67.9	199	2/17	2	30	0	112.1											
11/15	at Sea	30	21	70.0	332	5/21	2	57	0	128.8											
11/25	at Min	28	17	60.7	198	4/26	1	36	0	94.0											
12/2	Ari																				
12/9	Atl																				
12/16	at Chi																				
12/23	at NYJ																				
12/30	Det																				
SEASON		413	255	61.7	3271	34/233	20	75t	1	101.7		7	4	57.1	55	2/21	0	29	1	42.9	
CAREER		5308	3443	64.9	41773	397/2564	333	93t	79	103.6		483	259	53.6	2949	40/247	11	56t	23	60.0	

ADDITIONAL REGULAR-SEASON PASSING: J.Scott 0-1

INDIVIDUAL STATISTICS, OFFENSE

RECEIVING		R.Cobb					D.Adams					G.Allison					T.Montgomery					J.Graham					L.Kendricks				
		No	Yds	Avg	Lg	TD	No	Yds	Avg	Lg	TD	No	Yds	Avg	Lg	TD	No	Yds	Avg	Lg	TD	No	Yds	Avg	Lg	TD	No	Yds	Avg	Lg	TD
9/9	Chi	9	142	15.8	75t	1	5	88	17.6	51	1	5	69	13.8	39t	1	2	21	10.5	13	0	2	8	4.0	7	0	1	13	13.0	13	0
9/16	Min	4	30	7.5	14	0	8	64	8.0	16	1	6	64	10.7	22	0	1	9	9.0	9	0	6	95	15.8	34	0	1	4	4.0	4	0
9/23	at Was	4	22	5.5	11	0	7	52	7.4	16	1	2	76	38.0	64t	1	6	49	8.2	16	0	5	45	9.0	18	0	0	0	--	--	0
9/30	Buf			(Inactive)			8	81	10.1	25	0	6	80	13.3	27	0	2	56	38.0	43	0	3	21	7.0	13	1	1	5	5.0	5	0
10/7	at Det			(Inactive)			9	140	15.6	30	1			(Inactive)			1	23	23.0	23	0	6	76	12.7	24	0	2	8	4.0	7	1
10/15	SF			(Inactive)			10	132	13.2	38	2			(Inactive)			2	10	5.0	5	0	5	104	20.8	54	0	2	37	18.5	22	0
10/28	at LAR	4	40	10.0	18	0	5	133	26.6	48	0	1	14	14.0	14	0	1	2	2.0	2	0	1	21	21.0	21	0	0	0	--	--	0
11/4	at NE	5	24	4.8	9	0	6	40	6.7	10	1			(Inactive)					(Not With Team)			4	55	13.8	19	1	0	0	--	--	0
11/11	Mia			(Inactive)			4	57	14.3	25t	2			(Injured Reserve)					(Not With Team)			1	14	14.0	14	0	2	24	12.0	18	0
11/15	at Sea			(Inactive)			10	166	16.6	57	0			(Injured Reserve)					(Not With Team)			1	13	13.0	13	0	2	12	6.0	9	0
11/25	at Min			(Inactive)			5	69	13.8	36	1			(Injured Reserve)					(Not With Team)			2	34	17.0	25	0	2	14	7.0	8	0
12/2	Ari																														
12/9	Atl																														
12/16	at Chi																														
12/23	at NYJ																														
12/30	Det																														
SEASON		26	258	9.9	75t	1	77	1022	13.3	57	10	20	303	15.2	64t	2	15	170	11.3	43	0	36	486	13.5	54	2	13	117	9.0	22	1
CAREER		458	5399	11.8	75t	40	314	3833	12.2	66t	36	55	758	13.8	72	4	97	827	8.5	43	3	592	7286	12.3	59	71	235	2452	10.4	80t	19

RECEIVING		J.Williams					M.Valdes-Scantling					A.Jones					E.St. Brown				
		No	Yds	Avg	Lg	TD	No	Yds	Avg	Lg	TD	No	Yds	Avg	Lg	TD	No	Yds	Avg	Lg	TD
9/9	Chi	0	0	--	--	0	0	0	--	--	0			(Reserve/Susp.)			0	0	--	--	0
9/16	Min	3	12	4.0	7	0	1	3	3.0	3	0			(Reserve/Susp.)					(Inactive)		
9/23	at Was	2	16	8.0	11	0	0	0	--	--	0	1	5	5.0	5	0			(Inactive)		
9/30	Buf	0	0	--	--	0	1	38	38.0	38	0	1	17	17.0	17	0			(Did Not Play)		
10/7	at Det	2	19	9.5	12	0	7	68	9.7	14	1	2	19	9.5	12	0	3	89	29.7	54	0
10/15	SF	1	10	10.0	10	0	3	103	34.3	60	0	0	0	--	--	0	1	19	19.0	19	0
10/28	at LAR	0	0	--	--	0	2	45	22.5	40t	1	2	0	0.0	1	0	2	31	15.5	23	0
11/4	at NE	2	20	10.0	16	0	3	101	33.7	51	0	2	10	5.0	7	0	1	4	4.0	4	0
11/11	Mia	0	0	--	--	0	6	44	7.3	11	0	3	27	9.0	19	0	2	3	1.5	2	0
11/15	at Sea	0	0	--	--	0	1	8	8.0	8	0	5	63	12.6	24t	1	1	16	16.0	16	0
11/25	at Min	0	0	--	--	0	1	3	3.0	3	0	3	21	7.0	10	0	3	53	17.7	23	0
12/2	Ari																				
12/9	Atl																				
12/16	at Chi																				
12/23	at NYJ																				
12/30	Det																				
SEASON		10	77	7.7	16	0	25	413	16.5	60	2	19	162	8.5	24t	1	13	215	16.5	54	0
CAREER		35	339	9.7	54t	2	25	413	16.5	60	2	28	184	6.6	24t	1	13	215	16.5	54	0

ADDITIONAL REGULAR-SEASON RECEIVING: M.Lewis 3-39, R.Tonyan 1-54t, J.Moore 1-10.

		No	Yds	Avg	Lg	TD	No	Yds	Avg	Lg	TD
9/9		Chi				(Reserve/Susp.)					
9/16		Min				(Reserve/Susp.)					
9/23	at	Was	4	24	6.0	10	0	2	18	9.0	17
9/30		Buf	5	39	7.8	30	1	6	26	4.3	11
10/7	at	Det	7	40	5.7	18	0	0	0	--	0
10/15		SF	4	29	7.3	16	0	4	12	3.0	6
10/28	at	LAR	8	44	5.5	13	0	4	42	10.5	33t
11/4	at	NE	8	48	6.0	13	0	6	27	4.5	9
11/11		Mia	8	101	12.6	67	1	7	44	6.3	12
11/15	at	Sea	7	27	3.9	8t	1	4	13	3.3	7
11/25	at	Min	8	36	4.5	11	1	9	36	4.0	7
12/2		Ari									
12/9		Atl									
12/16	at	Chi									
12/23	at	NYJ									
12/30		Det									
SEASON			59	388	6.6	67	4	42	218	5.2	33t

INDIVIDUAL STATISTICS, OFFENSE

PASSING

A.Rodgers

First Half											Second Half/OT										
		Att	Com	Pct	Yds	Sk/Yd	TD	Lg	Int	Rtng		Att	Com	Pct	Yds	Sk/Yd	TD	Lg	Int	Rtng	
9/9		Chi	7	3	42.9	13	2/19	0	7	0	50.3		23	17	73.9	273	0/0	3	75t	0	152.7
9/16		Min	17	12	70.6	80	1/7	1	14	0	100.1		25	18	72.0	201	3/21	0	34	0	95.6
9/23	at	Was	15	9	60.0	126	2/14	1	64t	0	109.3		29	18	62.1	139	2/11	1	18	0	85.3
9/30		Buf	20	12	60.0	158	1/10	1	43	1	80.8		20	10	50.0	140	1/6	0	38	0	72.9
10/7	at	Det	19	9	47.4	141	2/6	0	30	0	72.5		33	23	69.7	301	2/13	3	54	0	128.5
10/15		SF	20	11	55.0	222	1/5	1	60	0	110.8		26	14	53.8	203	2/15	1	38	0	92.3
10/28	at	LAR	13	7	53.8	127	1/14	0	48	0	87.7		17	11	64.7	159	2/19	1	41	0	114.6
11/4	at	NE	27	16	59.3	123	0/0	1	19	0	82.8		16	8	50.0	136	1/9	1	51	0	100.0
11/11		Mia	14	11	78.6	98	2/17	1	19	0	119.6		14	8	57.1	101	0/0	1	30	0	103.6
11/15	at	Sea	16	12	75.0	214	1/4	2	54t	0	156.3		14	9	64.3	118	4/17	0	57	0	90.8
11/25	at	Min	13	8	61.5	94	1/1	1	23	0	109.1		15	9	60.0	104	3/25	0	36	0	81.0
12/2		Ari																			
12/9		Atl																			
12/16	at	Chi																			
12/23	at	NYJ																			
12/30		Det																			
SEASON			181	110	60.8	1396	14/97	9	64t	1	99.1		232	145	62.5	1875	20/136	11	75t	0	103.6

PASSING

D.Kizer

First Half											Second Half/OT										
		<u>Att</u>	<u>Com</u>	<u>Pct</u>	<u>Yds</u>	<u>Sk/Yd</u>	<u>TD</u>	<u>Lg</u>	<u>Int</u>	<u>Rtng</u>		<u>Att</u>	<u>Com</u>	<u>Pct</u>	<u>Yds</u>	<u>Sk/Yd</u>	<u>TD</u>	<u>Lg</u>	<u>Int</u>	<u>Rtng</u>	
9/9		7	4	57.1	55	2/21	0	29	1	42.9						(Did Not Play)					
9/16						(Did Not Play)										(Did Not Play)					
9/23	at					(Did Not Play)										(Did Not Play)					
9/30						(Did Not Play)										(Did Not Play)					
10/7	at					(Did Not Play)										(Did Not Play)					
10/15						(Did Not Play)										(Did Not Play)					
10/28	at					(Did Not Play)										(Did Not Play)					
11/4	at					(Did Not Play)										(Did Not Play)					
11/11						(Did Not Play)										(Did Not Play)					
11/15	at					(Did Not Play)										(Did Not Play)					
11/25	at					(Did Not Play)										(Did Not Play)					
12/2																					
12/9																					
12/16	at																				
12/23	at																				
12/30																					
SEASON		7	4	57.1	55	2/21	0	29	1	42.9		0	0	0.0	0	0/0	0	0	0	0.0	

INDIVIDUAL STATISTICS, OFFENSE

RECEIVING R.Cobb

		First Half					Second Half/OT							First Half					Second Half/OT							First Half					Second Half/OT				
		No	Yds	Avg	Lg	TD	No	Yds	Avg	Lg	TD			No	Yds	Avg	Lg	TD	No	Yds	Avg	Lg	TD			No	Yds	Avg	Lg	TD	No	Yds	Avg	Lg	TD
9/9		Chi	2	34	17.0	29	0	7	108	15.4	75t	1		1	11	11.0	11	0	4	77	19.3	51	1			1	2	2.0	2	0	4	67	16.8	39t	1
9/16		Min	2	17	8.5	14	0	2	13	6.5	9	0		4	35	8.8	13	1	4	29	7.3	16	0			0	0	--	--	0	6	64	10.7	22	0
9/23	at	Was	1	11	11.0	11	0	3	11	3.7	9	0		4	26	6.5	14	0	3	26	8.7	16	1			2	76	38.0	64t	1	0	0	--	--	0
9/30		Buf					(Inactive)							4	49	12.3	25	0	4	32	8.0	10	0			3	28	9.3	12	0	3	52	17.3	27	0
10/7	at	Det					(Inactive)							2	52	26.0	30	0	7	88	12.6	23	1							(Inactive)					
10/15		SF					(Inactive)							4	42	21.0	15	1	6	90	15.0	38	1							(Inactive)					
10/28	at	LAR	2	28	14.0	18	0	2	12	6.0	8	0		1	48	48.0	48	0	4	85	21.3	41	0			0	0	--	--	0	1	14	14.0	14	0
11/4	at	NE	4	24	6.0	9	0	1	0	0.0	0	0		5	32	6.4	10	1	1	8	8.0	8	0							(Inactive)					
11/11		Mia					(Inactive)							2	26	13.0	19	1	2	31	15.5	25t	1							(Injured Reserve)					
11/15	at	Sea					(Inactive)							5	74	14.8	41	0	5	92	18.4	57	0							(Injured Reserve)					
11/25	at	Min					(Inactive)							2	21	10.5	15t	1	3	48	16.0	36	0							(Injured Reserve)					
12/2		Ari																																	
12/9		Atl																																	
12/16	at	Chi																																	
12/23	at	NYJ																																	
12/30		Det																																	
SEASON			11	114	10.4	29	0	15	144	9.6	75t	1		34	416	12.2	48	5	43	606	14.1	57	5			6	106	17.7	64t	1	14	197	14.1	39t	1

RECEIVING T.Montgomery

		First Half					Second Half/OT							First Half					Second Half/OT							First Half					Second Half/OT				
		No	Yds	Avg	Lg	TD	No	Yds	Avg	Lg	TD			No	Yds	Avg	Lg	TD	No	Yds	Avg	Lg	TD			No	Yds	Avg	Lg	TD	No	Yds	Avg	Lg	TD
9/9	Chi	1	13	13.0	13	0	1	8	8.0	8	0			2	8	4.0	7	0	0	0	--	--	0			0	0	--	--	0	1	13	13.0	13	0
9/16	Min	1	9	9.0	9	0	0	0	--	--	0			2	11	5.5	8	0	4	84	21.0	34	0			0	0	--	--	0	1	4	4.0	4	0
9/23	at Was	1	7	7.0	7	0	5	42	8.4	16	0			1	6	6.0	6	0	4	39	9.8	18	0			0	0	--	--	0	0	0	--	--	0
9/30	Buf	2	56	28.0	43	0	0	0	--	--	0			2	8	4.0	5	1	1	13	13.0	13	0			0	0	--	--	0	1	5	5.0	5	0
10/7	at Det	0	0	--	--	0	1	23	23.0	23	0			2	35	17.5	24	0	4	41	10.3	14	0			1	7	7.0	7	0	1	1	1.0	1t	1
10/15	SF	1	5	5.0	5	0	1	5	5.0	5	0			2	68	34.0	54	0	3	36	12.0	21	0			2	37	18.5	22	0	0	0	--	--	0
10/28	at LAR	1	2	2.0	2	0	0	0	--	--	0			1	21	21.0	21	0	0	0	--	--	0			0	0	--	--	0	0	0	--	--	0
11/4	at NE													3	40	13.3	19	0	1	15	15.0	15t	1			0	0	--	--	0	0	0	--	--	0
11/11	Mia													0	0	--	--	0	1	14	14.0	14	0			1	6	6.0	6	0	1	18	18.0	18	0
11/15	at Sea													1	13	13.0	13	0	0	0	--	--	0			2	12	6.0	9	0	0	0	--	--	0
11/25	at Min													0	0	--	--	0	2	34	17.0	25	0			1	8	8.0	8	0	1	6	6.0	6	0
12/2	Ari																																		
12/9	Atl																																		
12/16	at Chi																																		
12/23	at NYJ																																		
12/30	Det																																		
SEASON		7	92	13.1	43	0	8	78	9.8	23	0			16	210	13.1	54	1	20	276	13.8	34	1			7	70	10.0	22	0	6	47	7.8	18	1

RECEIVING J.Williams

		First Half					Second Half/OT							First Half					Second Half/OT							First Half					Second Half/OT				
		No	Yds	Avg	Lg	TD	No	Yds	Avg	Lg	TD			No	Yds	Avg	Lg	TD	No	Yds	Avg	Lg	TD			No	Yds	Avg	Lg	TD	No	Yds	Avg	Lg	TD
9/9	Chi	0	0	--	--	0	0	0	--	--	0			0	0	--	--	0	0	0	--	--	0												
9/16	Min	2	5	2.5	3	0	1	7	7.0	7	0			1	3	3.0	3	0	0	0	--	--	0			0	0	--	--	0					
9/23	at Was	0	0	--	--	0	2	16	8.0	11	0			0	0	--	--	0	0	0	--	--	0			0	0	--	--	0	0	0	--	--	0
9/30	Buf	0	0	--	--	0	0	0	--	--	0			0	0	--	--	0	1	38	38.0	38	0			1	17	17.0	17	0	0	0	--	--	0
10/7	at Det	0	0	--	--	0	2	19	9.5	12	0			2	23	11.5	14	0	5	45	9.0	12	1			1	7	7.0	7	0	1	12	12.0	12	0
10/15	SF	1	10	10.0	10	0	0	0	--	--	0			1	60	60.0	60	0	2	43	21.5	30	0			0	0	--	--	0	0	0	--	--	0
10/28	at LAR	0	0	--	--	0	0	0	--	--	0			1	5	5.0	5	0	1	40	40.0	40t	1			0	0	--	--	0	2	0	0.0	1	0
11/4	at NE	2	20	10.0	16	0	0	0	--	--	0			0	0	--	--	0	3	101	33.7	51	0			1	3	3.0	3	0	1	7	7.0	7	0
11/11	Mia	0	0	--	--	0	0	0	--	--	0			4	36	9.0	11	0	2	8	4.0	8	0			2	27	13.5	19	0	1	0	0.0	0	0
11/15	at Sea	0	0	--	--	0	0	0	--	--	0			0	0	--	--	0	1	8	8.0	8	0			3	61	20.3	24t	1	2	2	1.0	1	0
11/25	at Min	0	0	--	--	0	0	0	--	--	0			0	0	--	--	0	1	3	3.0	3	0			1	8	8.0	8	0	2	13	6.5	10	0
12/2	Ari																																		
12/9	Atl																																		
12/16	at Chi																																		
12/23	at NYJ																																		
12/30	Det																																		
SEASON		5	35	7.0	16	0	5	42	8.4	12	0			9	127	14.1	60	0	16	286	17.9	51	2			9	123	13.7	24t	1	10	39	3.9	12	0

INDIVIDUAL STATISTICS, OFFENSE

RECEIVING E.St. Brown

		First Half					Second Half/OT					
		No	Yds	Avg	Lg	TD	No	Yds	Avg	Lg	TD	
9/9	Chi	0	0	--	--	0	0	0	--	--	0	:
9/16	Min											:
9/23	at Was											:
9/30	Buf											:
10/7	at Det	1	17	17.0	17	0	2	72	36.0	54	0	:
10/15	SF	0	0	--	--	0	1	19	19.0	19	0	:
10/28	at LAR	1	23	23.0	23	0	1	8	8.0	8	0	:
11/4	at NE	1	4	4.0	4	0	0	0	--	--	0	:
11/11	Mia	2	3	1.5	2	0	0	0	--	--	0	:
11/15	at Sea	0	0	--	--	0	1	16	16.0	16	0	:
11/25	at Min	3	53	17.7	23	0	0	0	--	--	0	:
12/2	Ari											:
12/9	Atl											:
12/16	at Chi											:
12/23	at NYJ											:
12/30	Det											:
SEASON		8	100	12.5	23	0	5	115	23.0	54	0	:

INDIVIDUAL STATISTICS, DEFENSE

		M.Adams					J.Alexander					K.Brice					K.Clark					H.Clinton-Dix					M.Daniels				
		UT	A	Sk	Int	PD	UT	A	Sk	Int	PD	UT	A	Sk	Int	PD	UT	A	Sk	Int	PD	UT	A	Sk	Int	PD	UT	A	Sk	Int	PD
9/9	Chi	1	0	0-0	0	0	3	0	0-0	0	1	9	3	1-0	0	1	2	1	0-0	0	0	8	1	0-0	0	0	3	1	1-0	0	0
9/16	Min	0	0	0-0	0	0	7	3	0.5-3	0	0	5	2	0-0	0	0	4	2	1-7	0	1	5	3	0-0	1	2	1	2	0-0	0	0
9/23	at Was	0	1	0-0	0	0	5	2	0-0	0	0	3	1	0-0	0	0	7	3	0-0	0	1	3	4	0-0	1	1	1	0	0-0	0	0
9/30	Buf	0	0	0-0	0	0	0	2	0-0	1	2	2	1	0-0	0	0	2	1	0-0	0	0	2	2	0-0	1	1	1	0	0-0	0	0
10/7	at Det	0	0	0-0	0	0	(Inactive)					3	2	0-0	0	1	3	2	0-0	0	0	2	1	1-5	0	0	2	1	0-0	0	0
10/15	SF	0	0	0-0	0	0	(Inactive)					3	3	0-0	0	0	5	3	1-6	0	0	2	1	0-0	0	0	2	0	0-0	0	0
10/28	at LAR	0	2	0-0	0	0	7	1	0-0	0	5	2	2	0-0	0	1	5	3	2-12	0	0	4	0	0-0	0	0	2	3	0-0	0	0
11/4	at NE	0	1	0-0	0	0	4	1	0-0	0	2	1	1	0-0	0	0	1	2	0-0	0	0	(Not With Team)					1	1	1-10	0	0
11/11	Mia	1	1	1-2	0	0	5	0	0-0	0	1	2	0	0-0	0	0	5	1	1-9	0	0	(Not With Team)					2	2	0-0	0	0
11/15	at Sea	1	1	0-0	0	0	6	0	0-0	0	0	(Inactive)					2	4	0-0	0	0	(Not With Team)					0	1	0-0	0	0
11/25	at Min	3	0	0-0	0	0	6	2	0-0	0	1	1	0	0-0	0	0	3	3	1-9	0	0	(Not With Team)					(Inactive)				
12/2	Ari																														
12/9	Atl																														
12/16	at Chi																														
12/23	at NYJ																														
12/30	Det																														
SEASON		6	6	1-2	0	0	43	11	0.5-3	1	12	31	15	1-0	0	3	39	25	6-43	0	2	26	12	1-5	3	4	15	11	2-10	0	0
CAREER		7	10	1-2	0	0	43	11	0.5-3	1	12	67	18	1-0	1	8	92	83	10.5-69.5	0	5	337	82	55-22	14	38	201	132	29-145	1	4

		R.Gilbert					J.Jackson					K.King					D.Lowry					C.Matthews					A.Morrison				
		UT	A	Sk	Int	PD	UT	A	Sk	Int	PD	UT	A	Sk	Int	PD	UT	A	Sk	Int	PD	UT	A	Sk	Int	PD	UT	A	Sk	Int	PD
9/9	Chi	2	0	0-0	0	0	3	0	0-0	0	1	3	0	0-0	0	0	1	0	0-0	0	0	1	0	0-0	0	0	2	1	0-0	0	0
9/16	Min	0	1	0.5-3	0	0	2	1	0-0	0	0	1	2	0-0	0	0	2	0	0-0	0	0	2	1	0-0	0	0	2	1	0-0	0	0
9/23	at Was	2	1	0-0	0	0	1	3	0-0	0	0	(Inactive)					1	1	0-0	0	0	2	0	0-0	0	0	2	2	0-0	0	0
9/30	Buf	3	1	1-7	0	0	4	3	0-0	0	2	(Inactive)					1	2	0-0	0	0	3	3	0.5-4.5	0	0	0	0	0-0	0	0
10/7	at Det	3	1	0-0	0	0	2	3	0-0	0	2	6	2	0-0	0	1	3	3	0-0	0	0	0	1	0-0	0	0	3	2	0-0	0	0
10/15	SF	4	2	0-0	0	0	1	0	0-0	0	0	3	0	0-0	1	1	1	1	0-0	0	0	2	1	1-12	0	0	0	0	0-0	0	0
10/28	at LAR	6	0	0-0	0	0	0	0	0-0	0	0	2	1	0-0	0	1	1	3	0-0	0	0	7	1	1-0	0	0	0	0	0-0	0	0
11/4	at NE	1	0	0-0	0	0	3	2	0-0	0	2	1	1	0-0	0	0	2	0	0-0	0	0	1	1	0-0	0	0	6	0	1-11	0	0
11/11	Mia	1	1	1-12	0	0	3	3	0-0	0	0	(Inactive)					6	0	1-7	0	0	0	1	0-0	0	0	0	1	0-0	0	0
11/15	at Sea	3	0	0-0	0	0	3	0	0-0	0	0	(Inactive)					2	0	0-0	0	1	3	0	0-0	0	0	2	1	0-0	0	0
11/25	at Min	2	0	0-0	0	1	7	2	0-0	0	1	(Inactive)					3	1	1-8	0	0	4	0	0-0	0	0	3	3	0-0	0	0
12/2	Ari																														
12/9	Atl																														
12/16	at Chi																														
12/23	at NYJ																														
12/30	Det																														
SEASON		27	7	2.5-22	0	1	29	17	0-0	0	8	16	6	0-0	1	3	23	11	2-15	0	1	25	9	25-16.5	0	0	20	11	1-11	0	0
CAREER		29	8	3.5-30	0	1	29	17	0-0	0	8	39	14	0-0	1	11	53	29	6-55	0	5	407	176	82.5-225	6	40	109	74	1-11	0	1

		B.Martinez					N.Perry					J.Whitehead					M.Wilkerson					T.Williams					K.Fackrell					
		UT	A	Sk	Int	PD	UT	A	Sk	Int	PD	UT	A	Sk	Int	PD	UT	A	Sk	Int	PD	UT	A	Sk	Int	PD	UT	A	Sk	Int	PD	
9/9		Chi	4	1	0-0	0	1	4	0	1-7	0	0	1	0	0-0	0	1	3	1	0-0	0	0	5	2	0-0	0	0	0	1	0-0	0	0
9/16		Min	6	2	0-0	0	1	2	0	0-0	0	1	3	0	0-0	0	1	1	0	0-0	0	0	5	1	0-0	0	0	1	0	0-0	0	0
9/23	at	Was	5	4	0-0	0	1	5	2	0-0	0	0	1	0	0-0	0	0	0	1	0-0	0	0	1	1	0-0	0	0	1	1	0-0	0	0
9/30		Buf	9	2	1-8	0	0	1	1	0.5-4.5	0	1	1	0	1-16	0	0	(Injured Reserve)					4	0	0-0	0	1	4	1	3-24	0	0
10/7	at	Det	4	2	2-8	0	0	2	1	0-0	0	0	(Inactive)					(Injured Reserve)					3	0	0-0	0	0	2	1	0-0	0	0
10/15		SF	9	2	0-0	0	0	0	1	0-0	0	3	3	1	0-0	0	0	(Injured Reserve)					3	1	0-0	0	0	4	1	0-0	0	0
10/28	at	LAR	7	5	1-10	0	0	3	1	0-0	0	0	5	1	0-0	0	0	(Injured Reserve)					1	3	0-0	0	0	1	1	1-4	0	0
11/4	at	NE	4	4	0-0	0	0	1	1	0-0	0	0	2	1	0-0	0	0	(Injured Reserve)					5	1	0-0	0	0	2	1	0-0	0	0
11/11		Mia	9	1	0-0	0	0	0	0	0-0	0	0	(Not With Team)					(Injured Reserve)					1	0	0-0	0	0	5	0	1-8	0	1
11/15	at	Sea	3	5	0-0	0	0	(Inactive)					(Not With Team)					(Injured Reserve)					5	2	0-0	0	0	5	1	3-20	0	1
11/25	at	Min	8	4	0-0	0	0	(Injured Reserve)					(Not With Team)					(Injured Reserve)					3	2	0-0	0	0	3	0	0-0	0	0
12/2		Ari																														
12/9		Atl																														
12/16	at	Chi																														
12/23	at	NYJ																														
12/30		Det																														
SEASON			68	32	4-26	0	3	18	7	1.5-11.5	0	5	16	3	1-16	0	2	4	2	0-0	0	0	36	13	0-0	0	1	28	8	8-56	0	2
CAREER			218	99	6-39	2	19	171	86	32-230.5	0	14	20	6	1-16	0	3	59	47	44.5-296.5	1	7	498	109	4.5-29.5	32	143	60	19	13-83	0	3

INDIVIDUAL STATISTICS, DEFENSE

K.Toomer							O.Burks					J.Crawford					T.Brown					T.Lancaster					B.Breeland					
		UT	A	Sk	Int	PD	UT	A	Sk	Int	PD	UT	A	Sk	Int	PD	UT	A	Sk	Int	PD	UT	A	Sk	Int	PD	UT	A	Sk	Int	PD	
9/9		Chi	0	0	0-0	0	0		(Inactive)			0	0	0-0	0	0			(Practice Squad)										(Not With Team)			
9/16		Min	2	1	0-0	0	0		(Inactive)			0	0	0-0	0	0			(Practice Squad)										(Not With Team)			
9/23	at	Was	0	0	0-0	0	0	1	1	0-0	0	0	0	0	0-0	0	0			(Practice Squad)									(Not With Team)			
9/30		Buf	0	0	0-0	0	0	2	1	0-0	0	0	0	1	0-0	0	0	0	0	0-0	0	0						(Inactive)				
10/7	at	Det			(Did Not Play)			4	0	0-0	0	0	0	0	0-0	0	0	0	0	0-0	0	1							(Inactive)			
10/15		SF			(Did Not Play)			3	0	0-0	0	0	0	0	0-0	0	0	0	0	0-0	0	0	0	0	0	0	0	0	0	(Inactive)		
10/28	at	LAR			(Inactive)			1	0	0-0	0	0	0	0	0-0	0	0			(Inactive)									(Inactive)			
11/4	at	NE			(Inactive)			1	0	0-0	0	0	0	0	0-0	0	0			(Inactive)									(Inactive)			
11/11		Mia	0	0	0-0	0	0	0	0	0-0	0	0	0	0	0-0	0	0	2	0	0-0	0	1	0	1	0-0	0	0	2	0	0-0	1	1
11/15	at	Sea	0	0	0-0	0	0	0	0	0-0	0	0	0	0	0-0	0	0	4	0	0-0	0	1	0	0	0-0	0	0	3	0	0-0	0	1
11/25	at	Min	0	0	0-0	0	0	0	0	0-0	0	0	0	0	0-0	0	0	1	0	0-0	0	0	1	0	0-0	0	0		(Inactive)			
12/2		Ari																														
12/9		Atl																														
12/16	at	Chi																														
12/23	at	NYJ																														
12/30		Det																														
SEASON			2	1	0-0	0	0	12	2	0-0	0	0	0	1	0-0	0	0	7	0	0-0	0	3	2	2	0-0	0	0	10	3	0-0	1	3
CAREER			60	41	2-10	1	5	12	2	0-0	0	0	0	1	0-0	0	0	7	0	0-0	0	3	2	2	0-0	0	0	201	58	1-3	9	63

J.Jones							R.Greene					I.Campbell																			
		UT	A	Sk	Int	PD	UT	A	Sk	Int	PD	UT	A	Sk	Int	PD															
9/9	Chi			(Inactive)					(Inactive)					(Not With Team)																	
9/16	Min			(Inactive)					(Inactive)					(Not With Team)																	
9/23	at Was			(Inactive)			0	0	0-0	0	0			(Not With Team)																	
9/30	Buf	0	0	0-0	0	0	0	0	0-0	0	0			(Not With Team)																	
10/7	at Det	0	0	0-0	0	0	0	0	0-0	0	0			(Not With Team)																	
10/15	SF	0	0	0-0	0	0	0	0	0-0	0	0			(Not With Team)																	
10/28	at LAR	0	0	0-0	0	0	0	0	0-0	0	0			(Not With Team)																	
11/4	at NE	6	1	0-0	0	0	0	0	0-0	0	0			(Not With Team)																	
11/11	Mia	5	2	0-0	0	0	1	1	1-12	0	1			(Inactive)																	
11/15	at Sea	7	3	0-0	0	0	1	0	0-0	0	0	2	0	0-0	0	0															
11/25	at Min	2	0	0-0	0	1			(Inactive)			6	2	0-0	0	0															
12/2	Ari																														
12/9	Atl																														
12/16	at Chi																														
12/23	at NYJ																														
12/30	Det																														
SEASON		20	6	0-0	0	1	2	1	1-12	0	1	8	2	0-0	0	0															
CAREER		84	13	2-14	1	8	2	1	1-12	0	1	59	19	0-0	0	1															

DEFENSIVE FUMBLE STATISTICS

FORCED FUMBLES (5)

N.Perry - (1) vs. Chicago, Sept. 9 (M.Trubisky)
K.Clark - (1) vs. Buffalo, Sept. 30 (J.Allen)
H.Clinton-Dix - (1) vs. San Francisco, Oct. 15 (K.Juszczyk)
C.Matthews - (1) at Seattle, Nov. 15 (C.Carson)
T.Brown - (1) at Seattle, Nov. 15 (D.Moore)

FUMBLE RECOVERIES (5)

K.Clark - (2) vs. Chicago, Sept. 9 (M.Trubisky); vs. Buffalo, Sept. 30 (J.Allen)
K.King - (1) vs. San Francisco, Oct. 15 (K.Juszczyk)
R.Gilbert - (1) vs. Miami, Nov. 11 (B.Osweiler)
T.Williams - (1) at Seattle, Nov. 15 (C.Carson)

INDIVIDUAL STATISTICS, DEFENSE

QUARTERBACK SACKS (36-258)

9/9		Chicago:	(4-16)	K.Brice 1-0, M.Daniels 1-0, N.Perry 1-7, Team 1-9.
9/16		Minnesota:	(2-13)	K.Clark 1-7, J.Alexander 0.5-3, R.Gilbert 0.5-3.
9/23	at	Washington:	(0-0)	None.
9/30		Buffalo:	(7-64)	K.Fackrell 3-24, R.Gilbert 1-7, B.Martinez 1-8, J.Whitehead 1-16, C.Matthews 0.5-4.5, N.Perry 0.5-4.5.
10/7	at	Detroit:	(3-13)	B.Martinez 2-8, H.Clinton-Dix 1-5.
10/15		San Francisco:	(2-18)	K.Clark 1-6, C.Matthews 1-12.
10/28	at	L.A. Rams:	(5-26)	K.Clark 2-12, K.Fackrell 1-4, B.Martinez 1-10, C.Matthews 1-0.
11/4	at	New England:	(2-21)	M.Daniels 1-10, A.Morrison 1-11.
11/11		Miami:	(6-50)	M.Adams 1-2, K.Clark 1-9, K.Fackrell 1-8, R.Gilbert 1-12, R.Greene 1-12, D.Lowry 1-7.
11/15	at	Seattle:	(3-20)	K.Fackrell 3-20.
11/25	at	Minnesota:	(2-17)	K.Clark 1-9, D.Lowry 1-8.
12/2		Arizona:		
12/9		Atlanta:		
12/16	at	Chicago:		
12/23	at	N. Y. Jets:		
12/30		Detroit:		

SEASON TOTALS: (36-258): K.Fackrell 8-56, K.Clark 6-43, B.Martinez 4-26, R.Gilbert 2.5-22, C.Matthews 2.5-16.5, M.Daniels 2-10, D.Lowry 2-15, N.Perry 1.5-11.5, M.Adams 1-2, K.Brice 1-0, H.Clinton-Dix 1-5, R.Greene 1-12, A.Morrison 1-11, Team 1-9, J.Whitehead 1-16, J.Alexander 0.5-3.

QUARTERBACK HITS (41)

9/9		Chicago:	(2)	K.Clark 1, M.Wilkerson 1.
9/16		Minnesota:	(5)	R.Gilbert 2, M.Daniels 1, C.Matthews 1, M.Wilkerson 1.
9/23	at	Washington:	(2)	M.Daniels 1, C.Matthews 1.
9/30		Buffalo:	(4)	K.Clark 1, M.Daniels 1, A.Morrison 1, J.Whitehead 1.
10/7	at	Detroit:	(3)	K.Clark 1, M.Daniels 1, N.Perry 1.
10/15		San Francisco:	(3)	K.Clark 1, H.Clinton-Dix 1, N.Perry 1.
10/28	at	L.A. Rams:	(6)	K.Clark 1, R.Gilbert 1, T.Lancaster 1, D.Lowry 1, C.Matthews 1, J.Whitehead 1.
11/4	at	New England:	(3)	M.Daniels 2, N.Perry 1.
11/11		Miami:	(7)	C.Matthews 3, M.Daniels 2, J.Jones 1, N.Perry 1.
11/15	at	Seattle:	(2)	K.Fackrell 1, C.Matthews 1.
11/25	at	Minnesota:	(4)	K.Clark 2, T.Lancaster 1, D.Lowry 1.
12/2		Arizona:		
12/9		Atlanta:		
12/16	at	Chicago:		
12/23	at	N.Y. Jets:		
12/30		Detroit:		

SEASON TOTALS: (41): M.Daniels 8, K.Clark 7, C.Matthews 7, N.Perry 4, R.Gilbert 3, T.Lancaster 2, D.Lowry 2, J.Whitehead 2, M.Wilkerson 2, H.Clinton-Dix 1, K.Fackrell 1, J.Jones 1, A.Morrison 1.

PASSES DEFENSED (55)

9/9		Chicago:	(5)	J.Alexander 1, K.Brice 1, J.Jackson 1, B.Martinez 1, J.Whitehead 1.
9/16		Minnesota:	(6)	H.Clinton-Dix 2, K.Clark 1, B.Martinez 1, N.Perry 1, J.Whitehead 1.
9/23	at	Washington:	(3)	K.Clark 1, H.Clinton-Dix 1, B.Martinez 1.
9/30		Buffalo:	(7)	J.Alexander 2, J.Jackson 2, H.Clinton-Dix 1, N.Perry 1, T.Williams 1.
10/7	at	Detroit:	(5)	J.Jackson 2, K.Brice 1, T.Brown 1, K.King 1.
10/15		San Francisco:	(4)	N.Perry 3, K.King 1.
10/28	at	L.A. Rams:	(7)	J.Alexander 5, K.Brice 1, K.King 1.
11/4	at	New England:	(5)	J.Alexander 2, J.Jackson 2, B.Breeland 1.
11/11		Miami:	(5)	J.Alexander 1, B.Breeland 1, T.Brown 1, K.Fackrell 1, R.Greene 1.
11/15	at	Seattle:	(4)	B.Breeland 1, T.Brown 1, K.Fackrell 1, D.Lowry 1.
11/25	at	Minnesota:	(4)	J.Alexander 1, R.Gilbert 1, J.Jackson 1, J.Jones 1.
12/2		Arizona:		
12/9		Atlanta:		
12/16	at	Chicago:		
12/23	at	N.Y. Jets:		
12/30		Detroit:		

SEASON TOTALS: (55): J.Alexander 12, J.Jackson 8, N.Perry 5, H.Clinton-Dix 4, B.Breeland 3, K.Brice 3, T.Brown 3, K.King 3, B.Martinez 3, K.Clark 2, K.Fackrell 2, J.Whitehead 2, R.Gilbert 1, R.Greene 1, J.Jones 1, D.Lowry 1, T.Williams 1.

INDIVIDUAL STATISTICS, SPECIAL TEAMS

PUNTING		JK Scott							
		No	Yds	Avg	TB	In20	Lg	Bk	Net
9/9	Chi	4	192	48.0	0	1	58	0	36.8
9/16	Min	5	259	51.8	1	2	63	0	45.2
9/23	at Was	5	232	46.4	0	2	58	0	44.6
9/30	Buf	4	171	42.8	1	2	51	0	38.0
10/7	at Det	0	0	--	0	0	--	0	--
10/15	SF	4	155	38.8	1	1	41	0	33.8
10/28	at LAR	5	214	42.8	1	0	55	0	38.4
11/4	at NE	5	210	42.0	0	1	53	0	42.0
11/11	Mia	1	37	37.0	0	1	37	1	18.5
11/15	at Sea	6	284	47.3	1	2	67	0	44.0
11/25	at Min	6	276	46.0	1	3	56	0	39.3
12/2	Ari								
12/9	Atl								
12/16	at Chi								
12/23	at NYJ								
12/30	Det								
SEASON		45	2030	45.1	6	15	67	1	39.6
CAREER		45	2030	45.1	6	15	67	1	39.6

KICKING		M.Crosby							
					Kickoffs				
		FG	PAT	Pts	No. Ret	TB	Pct	OB	
9/9	Chi	1/1	3/3	6	1	4	80.0	0	
9/16	Min	5/6	2/2	17	2	6	75.0	0	
9/23	at Was	1/1	2/2	5	2	2	50.0	0	
9/30	Buf	3/3	1/2	10	2	3	60.0	0	
10/7	at Det	1/5	0/1	3	1	3	75.0	0	
10/15	SF	4/4	3/3	15	5	2	28.6	0	
10/28	at LAR	2/2	3/3	9	3	3	50.0	0	
11/4	at NE	1/1	2/2	5	2	2	50.0	0	
11/11	Mia	1/1	4/4	7	5	1	16.7	0	
11/15	at Sea	1/2	3/3	6	2	3	60.0	0	
11/25	at Min	1/1	2/2	5	0	3	100.0	0	
12/2	Ari								
12/9	Atl								
12/16	at Chi								
12/23	at NYJ								
12/30	Det								
SEASON		21/27	25/27	88	25	32	56.1	0	
CAREER		298/372	539/550	1433	85	340	34.4	16	

ADDITIONAL KICKOFFS:

ONSIDE KICK RECOVERIES

OWN KICKS (0/2)
Failed - M.Jones at Det (Oct. 7).
Failed - K.Rudolph at Min (Nov. 25).

OPPONENT KICKS (0/0)

BLOCKED KICKS

PACKERS (1)
G.Allison - (1) vs. Minnesota, Sept. 16 (M.Wile)

OPPONENTS (1)
B.Bolden - (1) vs. Miami, Nov. 11 (J.Scott)

BLOCKED PUNTS

BLOCKED FIELD GOALS

BLOCKED PATs

KICKOFF		T.Montgomery						B.Breeland					
RETURNS		No	Yds	Avg	Lg	TD		No	Yds	Avg	Lg	TD	
9/9	Chi	2	47	23.5	25	0							(Not With Team)
9/16	Min	0	0	--	--	0							(Not With Team)
9/23	at Was	1	25	25.0	25	0							(Not With Team)
9/30	Buf	0	0	--	--	0							(Inactive)
10/7	at Det	2	29	14.5	21	0							(Inactive)
10/15	SF	2	41	20.5	22	0							(Inactive)
10/28	at LAR	3	68	22.7	27	0							(Inactive)
11/4	at NE							2	43	21.5	23	0	
11/11	Mia							1	19	19.0	19	0	
11/15	at Sea							0	0	--	--	0	
11/25	at Min												(Inactive)
12/2	Ari												
12/9	Atl												
12/16	at Chi												
12/23	at NYJ												
12/30	Det												
SEASON		10	210	21.0	27	0		3	62	20.7	23	0	
CAREER		35	794	22.7	46	0		14	288	20.6	35	0	

ADDITIONAL KICKOFF RETURNS: L.Patrick 2-23, J.Williams 1-23, M.Valdes-Scantling 1-21, T.Davis 1-20.

PUNT RETURNS		R.Cobb						T.Williams					
		No	Yds	Avg	FC	Lg	TD	No	Yds	Avg	FC	Lg	TD
9/9	Chi	1	17	17.0	3	17	0	0	0	--	0	--	0
9/16	Min	2	0	0.0	1	0	0	0	0	--	0	--	0
9/23	at Was	4	29	7.3	1	11	0	0	0	--	0	--	0
9/30	Buf			(Inactive)				5	20	4.0	2	9	0
10/7	at Det			(Inactive)				1	2	2.0	2	2	0
10/15	SF			(Inactive)				1	6	6.0	2	6	0
10/28	at LAR	0	0	--	0	--	0	1	13	13.0	2	13	0
11/4	at NE	0	0	--	0	--	0	0	0	--	0	--	0
11/11	Mia			(Inactive)				1	19	19.0	0	19	0
11/15	at Sea			(Inactive)				0	0	--	0	--	0
11/25	at Min			(Inactive)				2	23	11.5	0	23	0
12/2	Ari												
12/9	Atl												
12/16	at Chi												
12/23	at NYJ												
12/30	Det												
SEASON		7	46	6.6	5	17	0	11	83	7.5	8	23	0
CAREER		89	832	9.3	66	80t	2	73	663	9.1	36	94t	1

ADDITIONAL PUNT RETURNS: T.Davis 4-44, K.King 1-0.

SPECIAL TEAMS FUMBLE STATISTICS

FORCED FUMBLES (1)
R.Greene - (1) vs. San Francisco, Oct. 15 (D.Reed)

FUMBLE RECOVERIES (1)
J.Crawford - (1) vs. San Francisco, Oct. 15 (D.Reed)

DRIVE STATISTICS

PACKERS SCORING DRIVES (game-by-game)

Date	Opponent	Plays	Yards	Time	Result	Qtr	Scoring Play	Quarterback
9/9	Chicago	12	46	5:37	FG	3	M.Crosby 42 field goal	A.Rodgers
9/9	Chicago	8	81	2:55	TD	4	A.Rodgers 39 pass to G.Allison	A.Rodgers
9/9	Chicago	5	75	2:51	TD	4	A.Rodgers 12 pass to D.Adams	A.Rodgers
9/9	Chicago	3	75	0:26	TD	4	A.Rodgers 75 pass to R.Cobb	A.Rodgers
9/16	Minnesota	11	75	5:36	TD	1	A.Rodgers 9 pass to D.Adams	A.Rodgers
9/16	Minnesota	5	43	1:37	FG	2	M.Crosby 37 field goal	A.Rodgers
9/16	Minnesota	10	67	5:04	FG	3	M.Crosby 40 field goal	A.Rodgers
9/16	Minnesota	10	62	6:42	FG	4	M.Crosby 31 field goal	A.Rodgers
9/16	Minnesota	10	39	5:05	FG	4	M.Crosby 48 field goal	A.Rodgers
9/16	Minnesota	4	-5	0:19	FG	4	M.Crosby 36 field goal	A.Rodgers
9/23	Washington	9	52	4:22	FG	2	M.Crosby 41 field goal	A.Rodgers
9/23	Washington	4	76	2:11	TD	2	A.Rodgers 64 pass to G.Allison	A.Rodgers
9/23	Washington	15	75	7:02	TD	3	A.Rodgers 2 pass to D.Adams	A.Rodgers
9/30	Buffalo	6	56	2:39	TD	1	A.Rodgers 3 pass to J.Graham	A.Rodgers
9/30	Buffalo	9	83	5:22	TD	2	A.Jones 3 run	A.Rodgers
9/30	Buffalo	7	40	0:43	FG	2	M.Crosby 52 field goal	A.Rodgers
9/30	Buffalo	10	57	3:47	FG	3	M.Crosby 36 field goal	A.Rodgers
9/30	Buffalo	7	39	2:26	FG	4	M.Crosby 52 field goal	A.Rodgers
10/7	Detroit	11	75	5:20	TD	3	A.Rodgers 3 pass to M.Valdes-Scantling	A.Rodgers
10/7	Detroit	11	55	4:41	TD	3	A.Rodgers 1 pass to L.Kendricks	A.Rodgers
10/7	Detroit	8	75	3:54	TD	4	A.Rodgers 12 pass to D.Adams	A.Rodgers
10/7	Detroit	6	74	1:02	FG	4	M.Crosby 41 field goal	A.Rodgers
10/15	San Francisco	4	77	1:42	TD	1	T.Montgomery 2 run	A.Rodgers
10/15	San Francisco	5	23	1:29	FG	1	M.Crosby 29 field goal	A.Rodgers
10/15	San Francisco	5	79	2:54	TD	1	A.Rodgers 9 pass to D.Adams	A.Rodgers
10/15	San Francisco	9	23	4:38	FG	2	M.Crosby 39 field goal	A.Rodgers
10/15	San Francisco	7	42	3:43	FG	3	M.Crosby 51 field goal	A.Rodgers
10/15	San Francisco	4	58	1:05	TD	4	A.Rodgers 16 pass to D.Adams	A.Rodgers
10/15	San Francisco	10	81	1:07	FG	4	M.Crosby 27 field goal	A.Rodgers
10/28	L.A. Rams	6	75	2:03	TD	1	J.Williams 1 run	A.Rodgers
10/28	L.A. Rams	7	45	3:53	FG	2	M.Crosby 41 field goal	A.Rodgers
10/28	L.A. Rams	9	38	4:19	FG	3	M.Crosby 53 field goal	A.Rodgers
10/28	L.A. Rams	5	75	1:37	TD	3	A.Jones 33 run	A.Rodgers
10/28	L.A. Rams	5	75	2:49	TD	4	A.Rodgers 40 pass to M.Valdes-Scantling	A.Rodgers
11/4	New England	14	62	6:35	FG	1	M.Crosby 29 field goal	A.Rodgers
11/4	New England	13	79	6:48	TD	2	A.Rodgers 2 pass to D.Adams	A.Rodgers
11/4	New England	7	76	3:42	TD	3	A.Rodgers 15 pass to J.Graham	A.Rodgers
11/11	Miami	8	70	4:54	TD	1	A.Rodgers 7 pass to D.Adams	A.Rodgers
11/11	Miami	3	71	1:25	TD	2	A.Jones 2 run	A.Rodgers
11/11	Miami	5	60	2:10	TD	3	A.Jones 10 run	A.Rodgers
11/11	Miami	3	12	1:27	TD	3	A.Rodgers 25 pass to D.Adams	A.Rodgers
11/11	Miami	11	60	5:58	FG	4	M.Crosby 38 field goal	A.Rodgers
11/15	Seattle	3	29	1:07	TD	1	A.Jones 8 run	A.Rodgers
11/15	Seattle	6	75	2:50	TD	1	A.Rodgers 54 pass to R.Tonyan	A.Rodgers
11/15	Seattle	5	75	2:38	TD	2	A.Rodgers 24 pass to A.Jones	A.Rodgers
11/15	Seattle	7	57	3:51	FG	4	M.Crosby 36 field goal	A.Rodgers
11/25	Minnesota	7	68	3:37	TD	1	A.Rodgers 15 pass to D.Adams	A.Rodgers
11/25	Minnesota	7	75	3:37	TD	2	A.Jones 6 run	A.Rodgers
11/25	Minnesota	9	73	2:31	FG	4	M.Crosby 38 field goal	A.Rodgers

Scoring-Drive Length, Regular Season

Length	Packers		Opponent	
	TD	FG	TD	FG
(minus)	0	1	0	0
0—9	0	0	1	2
10—19	1	0	0	1
20—29	1	2	1	3
30—39	0	3	1	2
40—49	0	5	0	2
50—59	2	4	2	2
60—69	2	4	4	3
70—79	20	1	18	3
80—89	2	1	1	0
90—99	0	0	1	0
SEASON	28	21	29	18

Possessions at a glance

Reg. Season	No.	Avg. Snaps	*3-Plays & Out	Snaps/ TD
Packers	124	5.6	23	24.6
Opponent	129	5.5	29	24.3

*—less if turnover, no first downs or score

Game-Opening Drives

Game		Packers			Opponent		
		Pts	FD	Yds	Pts	FD	Yds
9/9	Chi	0	1	12	7	5	86
9/16	Min	0	2	23	0	1	7
9/23	at Was	0	1	11	7	2	75
9/30	Buf	0	2	24	0	0	9
10/7	at Det	0	4	65	0	2	19
10/15	SF	7	3	77	7	4	75
10/28	at LAR	0	2	24	0	1	19
11/4	at NE	3	6	62	7	5	59
11/11	Mia	7	6	70	0	3	50
11/15	at Sea	7	2	29	0	0	2
11/25	at Min	0	0	2	0	0	5
12/2	Ari						
12/9	Atl						
12/16	at Chi						
12/23	at NYJ						
12/30	Det						
SEASON		24	29	399	28	23	406

Second-Half Opening Drives

Game		Packers			Opponent		
		Pts	FD	Yds	Pts	FD	Yds
9/9	Chi	3	4	46	3	4	60
9/16	Min	3	3	67	0	1	13
9/23	at Was	7	6	75	0	0	5
9/30	Buf	3	3	57	0	2	24
10/7	at Det	8	5	75	0	2	33
10/15	SF	3	2	42	3	2	49
10/28	at LAR	3	3	38	0	0	5
11/4	at NE	7	3	76	0	4	74
11/11	Mia	0	0	1	3	0	6
11/15	at Sea	0	1	27	0	0	-3
11/25	at Min	0	2	28	0	0	4
12/2	Ari						
12/9	Atl						
12/16	at Chi						
12/23	at NYJ						
12/30	Det						
SEASON		37	32	532	9	15	270

DRIVE STATISTICS

YARDS-GAINED ANALYSIS, REGULAR SEASON

	1st Down			2nd Down. . . .			3rd Down. . . .			4th Down.			Season.			By Quarter				By Half		
	<u>Att</u>	<u>Yds</u>	<u>Avg</u>	<u>Att</u>	<u>Yds</u>	<u>Avg</u>	<u>Att</u>	<u>Yds</u>	<u>Avg</u>	<u>Att</u>	<u>Yds</u>	<u>Avg</u>	<u>Att</u>	<u>Yds</u>	<u>Avg</u>	<u>1st</u>	<u>2nd</u>	<u>3rd</u>	<u>4th</u>	<u>1st</u>	<u>2nd</u>	<u>OT</u>
Packers	315	1972	6.3	227	1302	5.7	136	919	6.8	12	49	4.1	690	4242	6.1	1154	893	975	1206	2047	2181	14
Opponents	310	1797	5.8	232	1407	6.1	152	672	4.4	11	31	2.8	705	3907	5.5	1015	1226	695	869	2241	1564	102

DRIVE ENGINEERING, REGULAR SEASON

<u>QB</u>	<u>Drives</u>	<u>Drives ended by</u>										<u>Points</u>
	<u>Started</u>	<u>TD</u>	<u>FG</u>	<u>MFG</u>	<u>PUNT</u>		<u>BLK</u>	<u>DOWN</u>	<u>TO</u>	<u>SAF</u>	<u>CLK</u>	<u>Yielded</u>
A.Rodgers	121	28	21	6	45		1	8	7	1	4	257
D.Kizer	3	0	0	0	0		0	0	2	0	1	0
Packers	124	28	21	6	45		1	8	9	1	5	257
Opponents	129	29	18	6	49		1	5	11	0	10	258

RED-ZONE EFFICIENCY

	Regular Season	
	<u>Packers</u>	<u>Opponent</u>
Times Penetrated Opponent 20	34	37
Total Scores	31	31
Touchdowns.	21	20
Field Goals-Attempts	10-11	11-12
Touchdown Percentage618	.541
Scoring Percentage.912	.838
Turnovers	1	1
Downs	1	2
Missed Field Goals	1	1
Time Ran Out.	0	0
Ended Not Trying To Score	0	2
Scores From Outside The 20	21	18
Touchdowns.	8	9
Field Goals	13	9

AVERAGE FIELD POSITION

	Regular Season	
	<u>Packers</u>	<u>Opponent</u>
Drives Started	124	129
Average Field Position	GB27	OPP30
Drives Started in Plus Territory.	7	17
Scores	5	9
Touchdowns.	2	3
Field Goals	3	6
Missed Field Goals	0	0
Blocked Field Goals	0	0
Punts	0	2
Turnovers	0	0
Turnover on Downs	1	2
Ran Out Clock.	1	4
Did Not Attempt to Score.	1	4
Drives Started Inside Own 20.	25	24

GOAL-TO-GO SITUATIONS, REGULAR SEASON

	<u>Summary</u>									<u>GTG Plays</u>		
	<u>Total</u>	<u>TD</u>	<u>Pct</u>	<u>FG</u>	<u>MFG</u>	<u>TO</u>	<u>CLK</u>	<u>DOWN</u>		<u>Plays</u>	<u>TD</u>	<u>Pct</u>
Packers	17	13	.765	2	1	1	0	0		32	13	.406
Opponents	20	15	.750	3	0	0	1	1		45	15	.333

2018 SUPERLATIVES

LONGEST REGULAR-SEASON RETURNS

Packers

Type	Yards	Opp. Date	Player
Interception	27	vs. Buf, Sept. 30	J.Alexander
Kickoff	27	at LAR, Oct. 28	T.Montgomery
Interception	26	vs. Mia, Nov. 11	B.Breeland
Kickoff	25	vs. Chi, Sept. 9	T.Montgomery
Kickoff	25	at Was, Sept. 23	T.Montgomery
Interception	24	vs. Min, Sept. 16	H.Clinton-Dix
Kickoff	23	at NE, Nov. 4	B.Breeland
Kickoff	23	at Min, Nov. 25	J.Williams
Punt	23	at Min, Nov. 25	T.Williams
Kickoff	22	vs. Chi, Sept. 9	T.Montgomery
Kickoff	22	vs. SF, Oct. 15	T.Montgomery
Kickoff	22	at LAR, Oct. 28	T.Montgomery
Kickoff	21	vs. Chi, Sept. 9	M.Valdes-Scantling
Kickoff	21	at Det, Oct. 7	T.Montgomery
Kickoff	20	at NE, Nov. 4	B.Breeland
Kickoff	20	at Sea, Nov. 15	T.Davis

No. of returns 20-plus yards in length: 16

No. of returns 40-plus yards in length: 0

Opponent

Type	Yards	Opp. Date	Player
Kickoff	46	vs. Min, Sept. 16	M.Hughes
Punt	42	vs. Chi, Sept. 9	T.Cohen
Kickoff	36	at NE, Nov. 4	C.Patterson
Kickoff	32	vs. SF, Oct. 15	R.James
Kickoff	30	at Det, Oct. 7	A.Abdullah
Kickoff	30	vs. SF, Oct. 15	D.Reed
Kickoff	30	vs. Mia, Nov. 11	J.Grant
Kickoff	28	vs. Min, Sept. 16	H.Hill
Kickoff	28	vs. SF, Oct. 15	R.James
Kickoff	28	at NE, Nov. 4	C.Patterson
Interception	27t	vs. Chi, Sept. 9	K.Mack
Kickoff	27	at Sea, Nov. 15	T.Lockett
Kickoff	25	vs. SF, Oct. 15	R.James
Kickoff	25	at LAR, Oct. 28	B.Countess
Kickoff	23	vs. SF, Oct. 15	R.James
Kickoff	22	vs. Mia, Nov. 11	J.Grant
Kickoff	20	at Sea, Nov. 15	T.Lockett
Punt	20	at Min, Nov. 25	M.Sherels

No. of returns 20-plus yards in length: 18

No. of returns 40-plus yards in length: 2

LONGEST REGULAR-SEASON PLAYS FROM SCRIMMAGE

Packers

Yards	Opp.	Play
75t	vs. Chi	A.Rodgers to R.Cobb
67	vs. Mia	A.Jones run
64t	at Was	A.Rodgers to G.Allison
60	vs. SF	A.Rodgers to M.Valdes-Scantling
57	at Sea	A.Rodgers to D.Adams
54	at Det	A.Rodgers to E.St. Brown
54	vs. SF	A.Rodgers to J.Graham
54t	at Sea	A.Rodgers to R.Tonyan
51	vs. Chi	A.Rodgers to D.Adams
51	at NE	A.Rodgers to M.Valdes-Scantling

Long run:

67	vs. Mia	A.Jones
33t	at LAR	A.Jones
30	vs. Buf	A.Jones
26	vs. Mia	R.Greene
21	vs. SF	A.Rodgers

No. plays 20-plus yards: 48

No. plays 40-plus yards: 15

Opponent

Yards	Opp.	Play
75t	vs. Min	K.Cousins to S.Diggs
67t	vs. SF	C.Beathard to M.Goodwin
60	at Det	M.Stafford to K.Golladay
55t	at NE	T.Brady to J.Gordon
50	at Was	A.Smith to V.Davis
46t	at Was	A.Smith to P.Richardson
41	at Was	A.Peterson run
39	vs. Mia	F.Gore run
39	vs. Mia	B.Osweiler to D.Amendola
37	at NE	J.Edelman to J.White

Long run:

41	at Was	A.Peterson
39	vs. Mia	F.Gore
30	at Sea	R.Penny
26	vs. SF	R.Mostert
24	at Det	K.Johnson
23	at LAR	T.Gurley

No. plays 20-plus yards: 43

No. plays 40-plus yards: 7

MISCELLANEOUS

WEEKLY INACTIVES

9/9	Chicago:	T.Boyle, O.Burks, T.Davis, R.Greene, J.Jones, A.Light, J.Moore
9/16	Minnesota:	O.Burks, D.Burton, R.Greene, J.Jones, A.Light, J.Moore, E.St. Brown
9/23	at Washington:	T.Boyle, D.Jackson, J.Jones, K.King, A.Light, J.Moore, E.St. Brown
9/30	Buffalo:	T.Boyle, B.Breeland, R.Cobb, D.Jackson, K.King, A.Light, J.McCray
10/7	at Detroit:	J.Alexander, G.Allison, T.Boyle, B.Breeland, R.Cobb, A.Light, J.Whitehead
10/15	San Francisco:	J.Alexander, G.Allison, T.Boyle, B.Breeland, R.Cobb, A.Light, J.Spriggs
10/28	at L.A. Rams:	T.Boyle, B.Breeland, T.Brown, A.Light, J.McCray, J.Moore, K.Toomer
11/4	at New England:	G.Allison, T.Boyle, T.Brown, D.Kaser, A.Light, J.McCray, K.Toomer
11/11	Miami:	T.Boyle, I.Campbell, R.Cobb, K.King, A.Light, W.Redmond
11/15	at Seattle:	T.Boyle, K.Brice, R.Cobb, K.King, A.Light, L.Patrick, N.Perry
11/25	at Minnesota:	T.Boyle, B.Breeland, R.Cobb, M.Daniels, R.Greene, K.King, A.Light
12/2	Arizona:	
12/9	Atlanta:	
12/16	at Chicago:	
12/23	at N.Y. Jets:	
12/30	Detroit:	

SEASON TOTALS: A.Light (11), T.Boyle (10), R.Cobb (6), B.Breeland (5), K.King (5), J.Moore (4), G.Allison (3), R.Greene (3), J.Jones (3), J.McCray (3), J.Alexander (2), T.Brown (2), O.Burks (2), D.Jackson (2), E.St. Brown (2), K.Toomer (2), K.Brice (1), D.Burton (1), I.Campbell (1), M.Daniels (1), T.Davis (1), D.Kaser (1), L.Patrick (1), N.Perry (1), W.Redmond (1), J.Spriggs (1), J.Whitehead (1).

TIME SPENT IN THE LEAD

Opponent	In Lead	Packers Trailing
9/9	Chi.....2:29	39:47
9/16	Min.....36:21	0:00
9/23	at Was.....0:00	57:54
9/30	Buf.....50:19	0:00
10/7	at Det.....0:00	55:30
10/15	SF.....16:34	25:52
10/28	at LAR.....35:27	15:34
11/4	at NE.....0:00	37:36
11/11	Mia.....51:07	0:00
11/15	at Sea.....51:00	7:46
11/25	at Min.....6:16	18:27
12/2	Ari.....	
12/9	Atl.....	
12/16	at Chi.....	
12/23	at NYJ.....	
12/30	Det.....	
SEASON249:33	258:26
SEASON AVG22:41	23:30

NON-OFFENSIVE SCORES

REGULAR SEASON

Packers (1): J.Jackson 0-yard blocked-punt return vs. Min, Sept. 16.

Opponent (2): K.Mack 27-yard interception return vs. Chi, Sept. 9; A.Jones tackled in the end zone by M.Barron for a safety at LAR, Oct. 28.

TWO-POINT CONVERSIONS

REGULAR SEASON

Packers (1-2): A.Rodgers-J.Williams pass at Det (Oct. 7)

Opponent (2-3): K.Cousins-S.Diggs pass vs. Min (Sept. 16), J.Goff-T.Gurley pass at LAR (Oct. 28)

PENALTIES AND REPLAY CHALLENGES

PENALTY STATISTICS

	Regular Season	
	Packers	Opponent
Times Penalized after Offensive Gain	13	15
Gains Wiped Out, Offensive Penalties	164	172
Touchdowns Cost	1	1
Field Goals Cost	0	0
First Downs Lost	7	5
Intentional-Grounding Penalties	3	0
Defensive Pass Interference, Times Flagged	5	3
Yards Given Up	93	68
Defensive 3rd/4th Down Flags (kept drive alive)	7	4
Kick/Punt Return Penalties	10	4
Return Yards Wiped Out	201	0

Touchdowns nullified — GREEN BAY (1): A.Rodgers 12-yard pass to J.Graham vs. Min (Sept. 16)

OPPONENTS (1): M.Stafford 46-yard pass to K.Golladay at Det (Oct. 7)

2018 REGULAR-SEASON REPLAY CHALLENGES

PACKERS (1/1)

Date, Opp.	Initial Ruling	Ruling
9/9, vs. Chi	J.Howard in bounds	Reversed

OPPONENTS (4/4)

Date, Opp.	Initial Ruling	Ruling
10/7, at Det	A.Rodgers completed pass to D.Adams	Reversed
10/28, at LAR	J.Goff pass incomplete to B.Cooks	Reversed
11/4, at NE	A.Rodgers completed pass to D.Adams	Reversed
11/15, at Sea	R.Wilson incomplete to D.Moore	Reversed

REPLAY ASSISTANT (3/10)

Last two minutes of the half, overtime, turnovers and scoring plays

Date, Opp.	Initial Ruling	Ruling
9/23, at Was	A.Peterson touchdown	Upheld
9/23, at Was	D.Adams touchdown	Upheld
9/23, at Was	R.Cobb fumble	Upheld
9/30, vs. Buf	J.Allen fumble	Upheld
10/7, at Det	K.King fumble	Upheld
10/7, at Det	M.Valdes-Scantling touchdown	Reversed
10/15, vs. SF	A.Jones touchdown	Reversed
10/28, at LAR	J.Graham touchdown	Reversed
10/28, at LAR	J.Goff pass incomplete to T.Gurley	Reversed
11/4, at NE	C.Patterson touchdown	Reversed

2018 REGULAR-SEASON PENALTIES ACCEPTED (73)

OFFENSE (31)

Delay of Game (6) — Team vs. Chi (Sept. 9), Team vs. Chi (Sept. 9), Team vs. Min (Sept. 16), Team vs. SF (Oct. 15), Team at NE (Nov. 4), Team at Min (Nov. 25)

False Start (8) — B.Bulaga vs. Chi (Sept. 9), J.McCray vs. Min (Sept. 16), B.Bulaga vs. Min (Sept. 16), J.Spriggs at Was (Sept. 23), J.Graham vs. Buf (Sept. 30), B.Bulaga vs. SF (Oct. 15), M.Lewis vs. Mia (Nov. 11), A.Jones vs. Mia (Nov. 11)

Holding (9) — J.McCray vs. Chi (Sept. 9), L.Taylor vs. Min (Sept. 16), D.Bakhtiari vs. Min (Sept. 16), B.Bulaga at Was (Sept. 23), L.Taylor at Was (Sept. 23), G.Allison at Was (Sept. 23), J.Spriggs at Was (Sept. 23), B.Bulaga vs. Buf (Sept. 30), D.Bakhtiari at NE (Nov. 4)

Illegal Block Above the Waist (1) — E.St. Brown at Sea (Nov. 15)

Illegal Crackback (1) — D.Adams vs. Mia (Nov. 11)

Illegal Formation (1) — Team at Det (Oct. 7)

Illegal Shift (1) — Team at Det (Oct. 7)

Intentional Grounding (3) — A.Rodgers vs. Chi (Sept. 9), A.Rodgers at Det (Oct. 7), A.Rodgers vs. SF (Oct. 15)

Pass Interference (1) — D.Adams vs. Min (Sept. 16)

DEFENSE (25)

Face Mask (4) — J.Jackson vs. Buf (Sept. 30), K.King at Det (Oct. 7), J.Jackson at Det (Oct. 7), B.Breeland at Sea (Nov. 15)

Holding (4) — J.Jackson vs. SF (Oct. 15), K.Clark at LAR (Oct. 28), B.Breeland at NE (Nov. 4), B.Breeland vs. Mia (Nov. 11)

Illegal Contact (1) — J.Jackson vs. Mia (Nov. 11)

Neutral-Zone Infraction (1) — D.Lowry at LAR (Oct. 28)

Pass Interference (5) — J.Alexander at Was (Sept. 23), T.Williams at Was (Sept. 23), D.House at Was (Sept. 23), B.Breeland at NE (Nov. 4), R.Greene at Sea (Nov. 15)

Offsides (1) — M.Daniels at Det (Oct. 7)

Roughing the Passer (5) — N.Perry vs. Chi (Sept. 9), M.Wilkerson vs. Chi (Sept. 9), C.Matthews vs. Chi (Sept. 9), C.Matthews vs. Min (Sept. 16), C.Matthews at Was (Sept. 23)

Taunting (1) — T.Brown at Det (Oct. 7)

Unnecessary Roughness (2) — J.Jackson vs. Buf (Sept. 30), J.Whitehead at NE (Nov. 4)

Unsportsmanlike Conduct (1) — B.Martinez vs. Buf (Sept. 30)

SPECIAL TEAMS (17)

Holding (5) — D.House at Was (Sept. 23), J.Jones at Det (Oct. 7), A.Morrison vs. SF (Oct. 15), K.Toomer at Sea (Nov. 15), W.Redmond at Sea (Nov. 15)

Illegal Block Above the Waist (2) — J.Whitehead at Was (Sept. 23), J.Jackson at Det (Oct. 7)

Illegal Formation (1) — Team at Min (Nov. 25)

Illegal Touch Kick (1) — J.Moore at Min (Nov. 25)

Offsides (4) — J.Moore at Det (Oct. 7), T.Brown at Det (Oct. 7), J.Jones at NE (Nov. 4), J.Williams at Min (Nov. 25)

Roughing the Kicker (2) — K.King at Det (Oct. 7), R.Tonyan at NE (Nov. 4)

Unnecessary Roughness (2) — T.Brown vs. SF (Oct. 15), J.Williams vs. Mia (Nov. 11)

WEEKLY INDIVIDUAL STATISTICAL LEADERS

REGULAR-SEASON PACKERS WEEKLY LEADERS

[illegible]

REGULAR-SEASON OPPONENTS WEEKLY LEADERS

		Rush						Receiving					
		Scoring	Passing	Carries	Yards		Receptions	Yards	Tackles (Solo)		Sacks		
9/9	Chicago:	C.Parkey 11	M.Trubisky 171	J.Howard 15	J.Howard 82	2 tied 5	A.Robinson 61	B.Callahan 8 (8)	4 tied 1				
9/16	Minnesota:	S.Diggs 14	K.Cousins 425	D.Cook 10	D.Cook 38	A.Thielen 12	A.Thielen 131	4 tied 8	3 tied 1				
9/23	at Washington:	A.Peterson 12	A.Smith 220	A.Peterson 19	A.Peterson 120	2 tied 4	V.Davis 70	M.Foster 10 (2)	J.Allen 2				
9/30	Buffalo:	None	J.Allen 151	C.Ivory 6	L.McCoy 24	2 tied 4	C.Clay 40	R.Lewis 8 (7)	2 tied 1				
10/7	at Detroit:	L.Blount 12	M.Stafford 183	2 tied 12	K.Johnson 70	G.Tate 5	K.Golladay 98	G.Quin 13 (10)	R.Okwara 2				
10/15	San Francisco:	2 tied 12	C.Beathard 245	M.Breida 14	R.Mostert 87	3 tied 4	M.Goodwin 126	R.Foster 9 (8)	3 tied 1				
10/28	at L.A. Rams:	J.Reynolds 12	J.Goff 295	T.Gurley 25	T.Gurley 114	T.Gurley 6	T.Gurley 81	C.Littleton 8 (7)	A.Donald 2				
11/4	at New England:	J.White 12	T.Brady 294	J.White 12	C.Patterson 61	2 tied 6	J.Gordon 130	K.Van Noy 9 (3)	2 tied 0.5				
11/11	Miami:	J.Sanders 12	B.Osweiler 213	F.Gore 13	F.Gore 90	D.Amendola 7	D.Amendola 72	2 tied 7	R.Quinn 1.5				
11/15	at Seattle:	S.Janikowski 9	R.Wilson 225	C.Carson 17	C.Carson 83	D.Baldwin 7	T.Lockett 71	B.Wagner 9 (6)	F.Clark 2				
11/25	at Minnesota:	4 tied 6	K.Cousins 342	L.Murray 11	L.Murray 33	2 tied 8	A.Thielen 125	2 tied 7	S.Richardson 2				
12/2	Arizona:												
12/9	Atlanta:												
12/16	at Chicago:												
12/23	at N.Y. Jets:												
12/30	Detroit:												

TURNOVER STATISTICS AND NOTES

TURNOVER ANALYSIS

	Packers Take Aways			Packers Give Aways					NFC Rank	NFL Rank
	Int	Fum	Tot	Int	Fum	Tot	Diff	Cum		
CHI	0	1	1	1	1	2	-1	-1	10t	20t
MIN	1	0	1	0	0	0	+1	0	8t	13t
WAS	1	0	1	0	1	1	0	0	7t	12t
BUF	2	1	3	1	1	2	+1	+1	7	11t
DET	0	0	0	0	3	3	-3	-2	11t	23t
SF	1	2	3	0	0	0	+3	+1	7t	13t
BYE	-	-	-	-	-	-	-	+1	8	15t
LAR	0	0	0	0	1	1	-1	0	8t	17t
NE	0	0	0	0	1	1	-1	-1	9	18t
MIA	1	1	2	0	1	1	+1	0	9	17t
SEA	0	1	1	0	0	0	+1	+1	8t	17t
MIN	0	0	0	0	1	1	-1	0	10	19
ARI										
ATL										
CHI										
NYJ										
DET										
Total	6	6	12	2	10	12	0	0	10	19

HOME GAMES UPPERCASED IN BOLD

Regular-Season Takeaway Breakdown

	Packers	Opponent
Total	12	12
Interceptions	6	2
Fumble Rec.	6	10
Points off Turnovers	39	37
Touchdowns	3	4
Field Goals	6	3
Didn't attempt score	0	1

REGULAR-SEASON TOUCHDOWN RETURNS

Packers (0):

Opponent (1): K.Mack 27-yard interception return.

2018 RECORD WHEN...

When...	Record	Postseason
+4 turnover margin	0-0	0-0
+3 turnover margin	1-0	0-0
+2 turnover margin	0-0	0-0
+1 turnover margin	2-1-1	0-0
even turnover margin	0-1	0-0
-1 turnover margin	1-3	0-0
-2 turnover margin	0-0	0-0
-3 turnover margin	0-1	0-0
-4 turnover margin	0-0	0-0
recording 0 takeaways	0-4	0-0
recording 1 takeaway	1-2-1	0-0
recording 2 takeaways	1-0	0-0
recording 3 takeaways	2-0	0-0
recording 4 takeaways	0-0	0-0
recording 5 takeaways	0-0	0-0
recording 0 giveaways	1-1-1	0-0
recording 1 giveaway	1-4	0-0
recording 2 giveaways	2-0	0-0
recording 3 giveaways	0-1	0-0
recording 4 giveaways	0-0	0-0
recording 5 giveaways	0-0	0-0
recording 0 interceptions	1-5	0-0
recording 1 interception	2-1-1	0-0
recording 2 interceptions	1-0	0-0
recording 3 interceptions	0-0	0-0
recording 4 interceptions	0-0	0-0
surrendering 0 interceptions	2-6-1	0-0
surrendering 1 interception	2-0	0-0
surrendering 2 interceptions	0-0	0-0
surrendering 3 interceptions	0-0	0-0
recovering 0 fumbles	0-5-1	0-0
recovering 1 fumble	3-1	0-0
recovering 2 fumbles	1-0	0-0
recovering 3 fumbles	0-0	0-0
losing 0 fumbles	1-1-1	0-0
losing 1 fumble	3-4	0-0
losing 2 fumbles	0-0	0-0
losing 3 fumbles	0-1	0-0

TAKEAWAY SUMMARY (12)

9/10	Chicago:	K.Clark (fumble recovery).
9/16	Minnesota:	H.Clinton-Dix (interception).
9/23	at Washington:	H.Clinton-Dix (interception).
9/30	Buffalo:	J.Alexander (interception), H.Clinton-Dix (interception), K.Clark (fumble recovery).
10/7	at Detroit:	None.
10/15	San Francisco:	J.Crawford (fumble recovery), K.King (fumble recovery, interception).
10/28	at L.A. Rams:	None.
11/4	at New England:	None.
11/11	Miami:	R.Gilbert (fumble recovery), B.Breeland (interception).
11/15	at Seattle:	T.Williams (fumble recovery).
11/25	at Minnesota:	None.
12/2	Arizona:	
12/9	Atlanta:	
12/16	at Chicago:	
12/23	at N.Y. Jets:	
12/30	Detroit:	

SEASON TOTALS: H.Clinton-Dix 3 (three interceptions), K.Clark 2 (two fumble recoveries), K.King 2 (fumble recovery, interception), J.Alexander 1 (interception), J.Crawford 1 (fumble recovery), B.Breeland 1 (interception), R.Gilbert 1 (fumble recovery), T.Williams 1 (fumble recovery).

Note: Only fumbles lost are credited. Fumbles in which the team maintained possession are not included.

GIVEAWAY SUMMARY (12)

9/10	Chicago:	D.Kizer (fumble), D.Kizer (interception).
9/16	Minnesota:	None.
9/23	at Washington:	R.Cobb (fumble).
9/30	Buffalo:	A.Rodgers (interception), A.Rodgers (fumble).
10/7	at Detroit:	K.King (fumble), A.Rodgers (fumble), A.Rodgers (fumble).
10/15	San Francisco:	None.
10/28	at L.A. Rams:	T.Montgomery (fumble).
11/4	at New England:	A.Jones (fumble).
11/11	Miami:	T.Williams (fumble).
11/15	at Seattle:	None.
11/25	at Minnesota:	T.Williams (fumble).
12/2	Arizona:	
12/9	Atlanta:	
12/16	at Chicago:	
12/23	at N.Y. Jets:	
12/30	Detroit:	

SEASON TOTALS: A.Rodgers 4 (interception, three fumbles), D.Kizer 2 (fumble, interception), T.Williams 2 (two fumbles), R.Cobb 1 (fumble), A.Jones 1 (fumble), K.King 1 (fumble), T.Montgomery 1 (fumble).

Note: Only fumbles lost are credited. Fumbles in which the team maintained possession are not included.

TAKEAWAY POINTS

Packers Regular Season (39)

Date	Opp.	Turnover	Result	Points
9/16	vs. Min	Interception	FG	3
9/30	vs. Buf	Interception	FG	3
9/30	vs. Buf	Fumble	FG	3
10/15	vs. SF	Fumble	FG	3
10/15	vs. SF	Fumble	FG	3
10/15	vs. SF	Interception	FG	3
11/11	vs. Mia	Fumble	TD	7
11/11	vs. Mia	Interception	TD	7
11/15	at Sea	Fumble	TD	7

Opponent Regular Season (37)

Date	Opp.	Turnover	Result	Points
9/9	vs. Chi	Interception	TD	7
9/23	at Was	Fumble	FG	3
10/7	at Det	Fumble	TD	7
10/7	at Det	Fumble	FG	3
10/7	at Det	Fumble	TD	7
11/4	at NE	Fumble	TD	7
11/11	vs. Mia	Fumble	FG	3

REGULAR-SEASON PLAYER PARTICIPATION

NFL WEEK	1	2	3	4	5	6	8	9	10	11	12	13	14	15	16	17	— Season Totals —			
Player	CHI	MIN	at WAS	BUF	at DET	SF	at LAR	at NE	MIA	at SEA	at MIN	ARI	ATL	at CHI	at NYJ	DET	GP	GS	DNP	INA
Adams, Davante	WR	WR	WR	WR	WR	WR	WR	WR	WR	WR	WR						11	11	0	0
Adams, Montravius	SUB	SUB	SUB	SUB	SUB	SUB	SUB	SUB	SUB	SUB	SUB						11	0	0	0
Alexander, Jaire	SUB	SUB	CB	CB	INA	INA	3CB	CB	CB	CB	CB						9	7	0	2
Allison, Geronimo	3WR	3WR	3WR	WR	INA	INA	SUB	INA	IR	IR	IR						5	4	0	3
Bakhtiari, David	LT	LT	LT	LT	LT	LT	LT	LT	LT	LT	LT						11	11	0	0
Bell, Byron	SUB	SUB	SUB	RG	RG	RG	RG	RG	RG	RG	RG						11	8	0	0
Bouagnon, Joel	PS	PS	PS	PS	PS	-	-	-	-	-	-						0	0	0	0
Boyle, Tim	INA	DNP	INA	INA	INA	INA	INA	INA	INA	INA	INA						0	0	1	10
Bradley, Hunter	SUB	SUB	SUB	SUB	SUB	SUB	SUB	SUB	SUB	SUB	SUB						11	0	0	0
Brady, Sheldon	-	-	-	-	-	-	-	-	PS	PS	PS						0	0	0	0
Breeland, Bashaud	-	-	-	INA	INA	INA	INA	3CB	CB	CB	INA						3	3	0	5
Brice, Kentrell	S	S	S	S	S	S	S	S	S	INA	S						10	10	0	1
Brown, Tony	PS	PS	PS	SUB	SUB	SUB	INA	INA	SUB	SUB	SUB						6	0	0	2
Bulaga, Bryan	RT	RT	RT	RT	RT	RT	RT	RT	RT	RT	RT						11	11	0	0
Burks, Oren	INA	INA	SUB	SUB	ILB	ILB	SUB	ILB	SUB	SUB	SUB						9	3	0	2
Burton, Deante	-	INA	-	-	-	-	-	-	-	-	-						0	0	0	1
Campbell, Ibraheim	-	-	-	-	-	-	-	-	INA	SUB	SUB						2	0	0	1
Carson, Tra	-	-	-	-	-	PS	PS	SUB	SUB	SUB	SUB						4	0	0	0
Clark, Kenny	NT	NT	NT	NT	NT	NT	NT	NT	NT	NT	DE						11	11	0	0
Clinton-Dix, Ha Ha	S	S	S	S	S	S	S	-	-	-	-						7	7	0	0
Cobb, Randall	WR	WR	WR	INA	INA	INA	SUB	WR	INA	INA	INA						5	4	0	6
Coleman, Lavon	-	-	-	-	-	-	-	PS	PS	PS	PS						0	0	0	0
Coyle, Anthony	-	-	-	PS	PS	PS	PS	PS	PS	PS	PS						0	0	0	0
Crawford, James	SUB	SUB	SUB	SUB	SUB	SUB	SUB	SUB	SUB	SUB	SUB						11	0	0	0
Crosby, Mason	SUB	SUB	SUB	SUB	SUB	SUB	SUB	SUB	SUB	SUB	SUB						11	0	0	0
Daniels, Mike	SUB	DE	DE	DE	DE	DE	DE	DE	DE	DE	INA						10	9	0	1
Davis, Austin	PS	PS	PS	-	-	-	-	-	-	-	-						0	0	0	0
Davis, Trevor	INA	IR	IR	IR	IR	IR	IR	IR	IR	SUB	SUB						2	0	0	1
Donnerson, Kendall	PS	PS	PS	PS	PS	PS	PS	PS	PS	PS	PS						0	0	0	0
Evans, Marwin	PS	-	-	-	-	-	-	-	-	-	-						0	0	0	0
Fackrell, Kyler	SUB	SUB	SUB	SUB	SUB	SUB	SUB	SUB	SUB	OLB	OLB						11	2	0	0
Gilbert, Reggie	SUB	SUB	SUB	SUB	SUB	SUB	SUB	SUB	SUB	SUB	SUB						11	0	0	0
Graham, Jimmy	TE	TE	TE	TE	TE	SUB	TE	TE	TE	TE	SUB						11	9	0	0
Greene, Raven	INA	INA	SUB	SUB	SUB	SUB	SUB	SUB	SUB	SUB	INA						8	0	0	3
Hatcher, Keon	-	-	-	-	-	PS	PS	PS	PS	PS	-						0	0	0	0
House, Davon	SUB	SUB	SUB	IR	IR	IR	IR	IR	IR	IR	IR						3	0	0	0
Jackson, Darius	SUB	SUB	INA	INA	-	-	-	-	-	-	-						2	0	0	2
Jackson, Josh	3CB	SUB	SUB	3CB	3CB	SUB	SUB	SUB	3CB	3CB	CB						11	6	0	0
Jones, Aaron	SUS	SUS	SUB	SUB	SUB	RB	RB	RB	RB	RB	RB						9	6	0	0
Jones, Josh	INA	INA	INA	SUB	SUB	SUB	SUB	SUB	SUB	S	SUB						8	1	0	3
Kaser, Drew	-	-	-	-	-	-	-	INA	-	-	-						0	0	0	1
Kendricks, Lance	SUB	SUB	SUB	SUB	SUB	SUB	SUB	SUB	TE	SUB	SUB						11	1	0	0
Kerridge, Joe	PS	PS	PS	PS	PS	PS	PS	PS	-	-	-						0	0	0	0
King, Kevin	CB	CB	INA	INA	CB	CB	CB	CB	INA	INA	INA						6	6	0	5
Kizer, DeShone	SUB	DNP	DNP	DNP	DNP	DNP	DNP	DNP	DNP	DNP	DNP						1	0	10	0
Kumerow, Jake	IR	IR	IR	IR	IR	IR	IR	IR	IR	IR	IR						0	0	0	0
Lancaster, Tyler	PS	PS	PS	PS	DNP	SUB	SUB	SUB	SUB	SUB	NT						6	1	1	0
Lewis, Mercedes	SUB	SUB	SUB	SUB	SUB	TE	TE	SUB	SUB	SUB	TE						11	3	0	0
Light, Alex	INA	INA	INA	INA	INA	INA	INA	INA	INA	INA	INA						0	0	0	11
Linsley, Corey	C	C	C	C	C	C	C	C	C	C	C						11	11	0	0
Looney, James	PS	PS	PS	PS	PS	PS	PS	PS	PS	PS	DNP						0	0	1	0
Lowry, Dean	SUB	SUB	SUB	DE	SUB	DE	SUB	SUB	SUB	SUB	DE						11	3	0	0
Martinez, Blake	ILB	ILB	ILB	ILB	ILB	ILB	ILB	ILB	ILB	ILB	ILB						11	11	0	0
Martini, Greer	PS	PS	PS	PS	-	-	-	-	-	-	-						0	0	0	0
Matthews, Clay	OLB	OLB	OLB	OLB	OLB	OLB	OLB	OLB	OLB	OLB	OLB						11	11	0	0
Mays, Devante	IR	-	-	-	-	-	-	-	-	-	-						0	0	0	0
McCray, Justin	RG	RG	RG	INA	DNP	SUB	INA	INA	SUB	SUB	SUB						7	3	1	3
Montgomery, Ty	SUB	SUB	SUB	SUB	SUB	SUB	SUB	-	-	-	-						7	0	0	0
Moore, J'Mon	INA	INA	INA	SUB	SUB	SUB	INA	SUB	SUB	SUB	SUB						7	0	0	4
Morrison, Antonio	SUB	ILB	ILB	SUB	SUB	SUB	SUB	SUB	ILB	ILB	ILB						11	5	0	0
Murphy, Kyle	IR	IR	IR	IR	IR	IR	IR	IR	IR	IR	IR						0	0	0	0
Pankey, Adam	PS	PS	PS	PS	PS	PS	PS	PS	PS	PS	PS						0	0	0	0
Patrick, Lucas	DNP	SUB	SUB	SUB	SUB	SUB	SUB	SUB	SUB	INA	SUB						9	0	1	1
Perry, Nick	OLB	OLB	OLB	OLB	OLB	OLB	OLB	OLB	OLB	INA	IR						9	9	0	1
Redding, Teo	-	-	-	-	-	-	-	-	-	-	PS						0	0	0	0
Redmond, Will	-	PS	PS	PS	PS	PS	PS	PS	INA	SUB	SUB						2	0	0	1
Rodgers, Aaron	QB	QB	QB	QB	QB	QB	QB	QB	QB	QB	QB						11	11	0	0
Rollins, Quinten	IR	-	-	-	-	-	-	-	-	-	-						0	0	0	0
Ryan, Jake	IR	IR	IR	IR	IR	IR	IR	IR	IR	IR	IR						0	0	0	0
Scott, JK	SUB	SUB	SUB	SUB	SUB	SUB	SUB	SUB	SUB	SUB	SUB						11	0	0	0
Simon, Deon	-	-	-	PS	PS	PS	PS	PS	-	PS	PS						0	0	0	0
Spriggs, Jason	SUB	SUB	SUB	SUB	SUB	INA	SUB	SUB	SUB	SUB	SUB						10	0	0	1
St. Brown, Equanimeous	SUB	INA	INA	DNP	3WR	3WR	SUB	SUB	SUB	3WR	3WR						8	4	1	2
Taylor, Lane	LG	LG	LG	LG	LG	LG	LG	LG	LG	LG	LG						11	11	0	0
Tonyan, Robert	SUB	SUB	SUB	SUB	SUB	SUB	SUB	SUB	SUB	SUB	SUB						11	0	0	0
Toomer, Korey	SUB	SUB	SUB	SUB	DNP	DNP	INA	INA	SUB	SUB	SUB						7	0	2	2
Valdes-Scantling, Marquez	SUB	SUB	SUB	3WR	WR	WR	WR	3WR	WR	WR	WR						11	8	0	0
Vitale, Danny	-	-	-	-	-	-	PS	PS	PS	PS	PS						0	0	0	0
Whitehead, Jermaine	3S	SUB	SUB	SUB	INA	SUB	3S	SUB	-	-	-						7	2	0	1
Wilkinson, Muhammad	DE	DE	DE	IR	IR	IR	IR	IR	IR	IR	IR						3	3	0	0
Williams, Jamaal	RB	RB	RB	RB	RB	SUB	SUB	SUB	SUB	SUB	SUB						11	5	0	0
Williams, Tramone	CB	CB	CB	CB	CB	CB	CB	S	S	S	S						11	11	0	0
Wolf, Ethan	-	-	-	-	-	-	-	PS	PS	PS	PS						0	0	0	0
Yancey, DeAngelo	-	-	-	-	PS	PS	-	-	-	-	-						0	0	0	0

STARTERS IN BOLD AT POSITION; DNP — Did not play; INA — Inactive; IR — Injured reserve; PS — Practice squad; PUP — Reserve/Physically Unable to Perform; SUB — Substitute; SUS — Reserve/Suspended; 3CB — Started as third cornerback; 3WR — Started as third wide receiver, 3S — Started as third safety.

SEASON HIGHS/W-L BREAKDOWN

INDIVIDUAL

Longest Scoring Run — 33, A.Jones, Oct. 28 at L.A. Rams
 Longest Non-Scoring Run — 67, A.Jones, Nov. 11 vs. Miami

Longest Scoring Pass — 75, A.Rodgers to R.Cobb, Sept. 9 vs. Chicago
 Longest Non-Scoring Pass — 60, A.Rodgers to M.Valdes-Scantling, Oct. 15 vs. San Francisco

Longest Kickoff Return — 27, T.Montgomery, Oct. 28 at L.A. Rams
 Longest Punt Return — 23, T.Williams, Nov. 25 at Minnesota
 Longest Interception Return — 27, J.Alexander, Sept. 30 vs. Buffalo
 Longest Fumble Return — 0, six times, most recently Nov. 15 at Seattle

Longest Punt — 67, J.Scott, Nov. 15 at Seattle

Longest Field Goal — 53, M.Crosby, Oct. 28 at L.A. Rams
 Most Field Goals Attempted — 6, M.Crosby, Sept. 16 vs. Minnesota
 Most Field Goals Made — 5, M.Crosby, Sept. 16 vs. Minnesota

Most Touchdowns — 2, four times, most recently A.Jones, Nov. 15 at Seattle
 Most Rushing Attempts — 17, A.Jones, Nov. 25 at Minnesota
 Most Rushing Yards — 145, A.Jones, Nov. 11 vs. Miami

Most Passing Attempts — 52, A.Rodgers, Oct. 7 at Detroit
 Most Completions — 32, A.Rodgers, Oct. 7 at Detroit
 Most Passing Yards — 442, A.Rodgers, Oct. 7 at Detroit
 Most Touchdown Passes — 3, A.Rodgers, twice, most recently Oct. 7 at Detroit

Most Receptions — 10, D.Adams twice, most recently Nov. 15 at Seattle
 Most Receiving Yards — 166, D.Adams, Nov. 15 at Seattle

Most Total Yards from Scrimmage — 172, A.Jones, Nov. 11 vs. Miami

Most Defensive Interceptions — 1, six times, most recently B.Breeland, Nov. 11 vs. Miami
 Most Tackles — 12, three times, most recently B.Martinez, Nov. 25 at Minnesota
 Most Solo Tackles — 9, four times, most recently B.Martinez, Nov. 11 vs. Miami
 Most Sacks — 3.0, K.Fackrell twice, most recently Nov. 15 at Seattle
 Most Passes Defensed — 5, J.Alexander, Oct. 28 at L.A. Rams

TEAM

Offensive Most...
 First Downs — 30, Oct. 7 at Detroit
 Rushing Attempts — 32, Sept. 30 vs. Buffalo
 Rushing Yards — 195, Nov. 11 vs. Miami
 Pass Attempts — 52, Oct. 7 at Detroit
 Completions — 32, Oct. 7 at Detroit
 TDs Thrown — 3, twice, most recently Oct. 7 at Detroit
 Ints. Thrown — 1, twice, most recently Sept. 30 vs. Buffalo
 Net Passing Yards — 423, Oct. 7 at Detroit
 Offensive Plays — 76, Oct. 7 at Detroit
 Total Offense — 521, twice, most recently Oct. 15 vs. San Francisco
 Time of Possession — 38:08, Sept. 16 vs. Minnesota
 Turnovers — 3, Oct. 7 at Detroit
 Fumbles — 3, twice, most recently Oct. 7 at Detroit
 Fumbles Lost — 3, Oct. 7 at Detroit

Longest Scoring Drives
 Plays — 15, Sept. 23 at Washington
 Yards — 83, Sept. 30 vs. Buffalo
 Time — 7:02, Sept. 23 at Washington
 Shortest Scoring Drives
 Plays — 3, four times, most recently Nov. 15 at Seattle
 Yards — -12, Sept. 23 at Washington
 Time — 0:19, Sept. 16 vs. Minnesota

Defensive Fewest...
 First Downs Allowed — 11, Sept. 30 vs. Buffalo
 Rushing Att. Allowed — 16, Sept. 30 vs. Buffalo
 Rushing Yards Allowed — 58, Sept. 30 vs. Buffalo
 Pass Att. Allowed — 20, Sept. 23 at Washington
 Pass Comp. Allowed — 12, Sept. 23 at Washington
 Net Passing Yards Allowed — 151, Sept. 30 vs. Buffalo
 Total Plays Allowed — 55, twice, most recently Oct. 15 vs. San Francisco
 Total Yards Allowed — 145, Sept. 30 vs. Buffalo

Defensive Most...
 Takeaways — 3, twice, most recently Oct. 15 vs. San Francisco
 Interceptions — 2, Sept. 30 vs. Buffalo
 Fumbles Forced — 2, three times, most recently Nov. 15 at Seattle
 Fumbles Recovered — 2, Oct. 15 vs. San Francisco
 Passes Defensed — 7, twice, most recently Oct. 28 at L.A. Rams
 Sacks — 7, Sept. 30 vs. Buffalo

	2018 regular season...			2017 regular season...			2016 regular season...			1992-present...		
	Home	Road	Overall	Home	Road	Overall	Home	Road	Overall	Home	Road	Overall
Overall	4-0-1	0-6	4-6-1	4-4	3-5	7-9	6-2	4-4	10-6	160-51-2	105-109	265-160-2
On Grass	4-0-1	0-4	4-4-1	4-4	2-2	6-6	6-2	3-2	9-4	160-51-2	60-45	220-96-2
On Artificial Surfaces	0-0	0-2	0-2	0-0	1-3	1-3	0-0	1-2	1-2	0-0	45-66	45-66
In Open-Air Stadiums	4-0-1	0-4	4-4-1	4-4	2-3	6-7	6-2	3-2	9-4	160-51-2	68-68	228-119-2
In Indoor Stadiums	0-0	0-2	0-2	0-0	1-2	1-2	0-0	1-2	1-2	0-0	37-41	37-41
vs. Division Opponents	1-0-1	0-2	1-2-1	1-2	1-2	2-4	3-0	2-1	5-1	69-19-2	49-41	118-60-2
vs. NFC	2-0-1	0-5	2-5-1	3-3	2-4	5-7	5-1	3-3	8-4	122-35-2	80-81	202-116-2
vs. AFC	2-0	0-1	2-1	1-1	1-1	1-2	1-1	1-1	2-2	38-16	25-28	63-45
When scoring first	2-0-1	0-3	2-3-1	1-1	2-1	3-2	6-0	4-1	10-1	113-20-2	65-40	178-60-2
When Opponent scored first	2-0	0-3	2-3	3-3	1-4	4-7	0-2	0-3	0-5	46-31	40-69	86-100
In overtime	0-0-1	0-0	0-0-1	2-0	1-0	3-0	0-0	0-0	0-0	7-3-2	2-5	9-8-2
When leading after first quarter	3-0	0-2	3-2	1-1	0-1	1-2	5-0	1-1	6-1	98-15-1	54-27	152-42-1
When leading at halftime	2-0-1	0-2	2-2-1	2-1	1-1	3-2	6-0	2-1	8-1	125-10-2	80-30	205-40-2
When leading after third quarter	2-0-1	0-1	2-1-1	3-0	1-0	4-0	5-0	4-0	9-0	131-5-2	93-23	224-28-2
When trailing after first quarter	1-0	0-3	1-3	1-2	1-0	2-2	0-2	0-3	0-5	28-26	19-50	47-76
When trailing at halftime	2-0	0-3	2-3	2-3	2-3	3-6	0-2	1-3	1-5	26-35-1	21-67	47-102-1
When trailing after third quarter	2-0	0-4	2-4	1-4	2-4	3-8	0-2	0-4	0-6	19-43-1	9-83	28-126-1
When tied at halftime	0-0	0-1	0-1	0-0	0-1	0-1	0-0	1-0	1-0	9-6	4-11	13-17
On Thursday	0-0	0-1	0-1	1-0	0-0	1-0	1-0	0-0	1-0	6-1	5-8	11-9
On Friday	0-0	0-0	0-0	0-0	0-0	0-0	0-0	0-0	0-0	0-0	1-0	1-0
On Saturday	0-0	0-0	0-0	0-1	0-0	0-1	1-0	0-0	1-0	2-1	2-0	4-1
On Sunday/Early Games	1-0-1	0-2	1-2-1	1-2	2-3	3-5	2-0	2-1	4-1	94-27-2	49-52	143-79-2
On Sunday/Late Afternoon Games	1-0	0-1	1-1	2-0	1-0	3-0	1-2	0-1	1-3	31-13	24-23	55-36
On Sunday/Night Games	1-0	0-2	1-2	0-0	0-2	0-2	1-0	1-2	2-2	14-3	11-11	25-14
On Monday	1-0	0-0	1-0	0-1	0-0	0-1	0-0	1-0	1-0	13-7	12-13	25-20
When Packers had 100-yard rusher	1-0	0-0	1-0	1-1	1-0	2-1	1-0	1-0	2-0	41-11-1	31-9	72-20-1
When Packers had 100-yard receiver	2-0	0-4	2-4	1-1	0-0	1-1	6-0	2-2	8-2	78-17	45-38	123-55
When Packers had 300-yard passer	1-0	0-2	1-2	2-0	0-1	2-1	2-0	2-2	4-2	41-13	33-25	74-38
When Opponent had 100-yard rusher	0-0	0-2	0-2	1-1	2-0	3-1	0-1	0-2	0-3	26-22-1	22-32	48-54-1
When Opponent had 100-yard receiver	1-0-1	0-2	1-2-1	1-2	0-4	1-5	2-0	1-3	3-3	50-18-2	29-43	79-61-2
When Opponent had 300-yard passer	0-0-1	0-1	0-1-1	0-2	0-2	0-4	2-0	3-1	5-1	25-9-2	18-23	43-32-2

TRANSACTIONS BY DATE

1/2	Signed WR Jake Kumerow, WR Colby Pearson, TE Robert Tonyan, LS Zach Triner and WR DeAngelo Yancey.	7/13	Claimed G Ethan Cooper off waivers from the N.Y. Giants; Released T Kyle Meadows	9/2	Signed RB Joel Bouagnon, C Austin Davis, LB Kendall Donnerison, FB Joe Kerridge, DL Tyler Lancaster, DL James Looney, LB Greer Martini and G/T Adam Pankey to the practice squad.	10/30	Traded S Ha Ha Clinton-Dix to the Washington Redskins for an undisclosed draft pick; Traded RB Ty Montgomery to the Baltimore Ravens for an undisclosed draft pick; Signed TE Ethan Wolf to the practice squad; Released FB Joe Kerridge from the practice squad.
1/3	Signed G Kofi Amichia.	7/24	Placed LB Parris Bennett on the reserve/retired list.				
1/4	Signed LB Ahmad Thomas.	7/25	Signed WRs Adonis Jennings and Kyle Lewis; Placed WR Michael Clark and G Cole Madison on the reserve/did not report list.	9/3	Signed LB Korey Toomer; Placed WR Jake Kumerow on injured reserve; Signed CB Tony Brown and S Marwin Evans to the practice squad; Signed RB Darius Jackson off of the Dallas Cowboys' practice squad; Released CB Herb Waters.	10/31	Signed RB Tra Carson to the active roster from the practice squad; Signed RB Lavon Coleman to the practice squad.
1/10	Signed RB Joel Bouagnon.	8/4	Claimed LB James Hearn's off waivers from the Dallas Cowboys.			11/3	Signed P Drew Kaser.
3/13	Released WR Jordy Nelson.	8/6	Signed RB Akeem Judd; Placed LBs Jake Ryan and C.J. Johnson on injured reserve; Released G Ethan Cooper.	9/11	Claimed CB Deante Burton off waivers from the Atlanta Falcons; Placed WR Trevor Davis on injured reserve; Signed CB Will Redmond to the practice squad; Released S Marwin Evans from the practice squad.	11/5	Claimed S Ibrahim Campbell off waivers from the N.Y. Jets; Released P Drew Kaser.
3/15	Signed DL Muhammad Wilkerson and CB Herb Waters; Traded CB Damarious Randall a 2018 fourth-round pick (No. 114 overall) and a 2018 fifth-round pick (No. 150 overall) to the Cleveland Browns for QB DeShone Kizer, a fourth-round pick (No. 101 overall) and a fifth-round pick (No. 138 overall).	8/7	Placed WR Michael Clark on the reserve/retired list.	9/19	Released CB Deante Burton; Activated RB Aaron Jones from exempt status.	11/10	Released DL Deon Simon from the practice squad.
3/16	Signed TE Jimmy Graham.	8/8	Signed LB James Crawford.	9/25	Signed G Anthony Coyle to the practice squad; Released C Austin Davis from the practice squad.	11/12	Signed DL Deon Simon to the practice squad.
3/23	Signed CB Tramon Williams.	8/18	Signed RB LeShun Daniels; Placed RB Akeem Judd on the reserve/retired list.	9/26	Signed CB Bashaud Breeland; Placed CB Davon House on injured reserve.	11/15	Activated WR Trevor Davis from injured reserve.
4/13	Signed CB Davon House; Released LB David Talley.	8/19	Signed RB Bronson Hill.	9/29	Signed CB Tony Brown to the active roster; Signed DL Deon Simon to the practice squad; Placed DL Muhammad Wilkerson on injured reserve.	11/19	WR Keon Hatcher signed to the Oakland Raiders' active roster from the practice squad.
4/30	Released QB Joe Callahan.	8/26	Traded CB Lenzy Pipkins to the Indianapolis Colts for LB Antonio Morrison.	10/4	Signed WR DeAngelo Yancey to the practice squad; Released LB Greer Martini from the practice squad.	11/20	Signed WR Teo Redding to the practice squad.
5/4	Signed T/G Jacob Alsadek, LB Parris Bennett, QB Tim Boyle, LS Hunter Bradley, C Austin Davis, S Raven Greene, LB Naashon Hughes, LB C.J. Johnson, DL Tyler Lancaster, T/G Alex Light, LB Marcus Porter, TE Filipo Mokofisi, LB Marcus Porter, TE Kevin Rader, P JK Scott and DL Conor Sheehy; Released P Justin Vogel.	8/29	Signed QB Aaron Rodgers to a contract extension; Traded QB Brett Hundley to the Seattle Seahawks for an undisclosed draft choice.	10/6	Signed DL Tyler Lancaster to the active roster from the practice squad; Released RB Darius Jackson.	11/24	Signed DL James Looney to the active roster from the practice squad; Placed LB Nick Perry on injured reserve.
5/7	Signed LB Kendall Donnerison, DL James Looney, G Cole Madison, LB Greer Martini, WR J'Mon Moore, TE Ryan Smith, WR Equanimeous St. Brown and WR Marquez Valdes-Scantling.	9/1	Released G Kofi Amichia, LB Vince Biegel, RB Joel Bouagnon, CB Donatello Brown, TE Emanuel Byrd, RB LeShun Daniels, C Austin Davis, C Dillon Day, LB Kendall Donnerison, S Marwin Evans, CB Demetri Goodson, CB Josh Hawkins, LB James Hearn's, RB Bronson Hill, LB Naashon Hughes, WR Adonis Jennings, FB Joe Kerridge, DL Tyler Lancaster, WR Kyle Lewis, DL James Looney, LB Greer Martini, DL Joey Mbu, LB Chris Odum, G/T Adam Pankey, LB Marcus Porter, TE Kevin Rader, FB Aaron Ripkowski, DL Conor Sheehy, TE Ryan Smith, LB Ahmad Thomas, LS Zach Triner and WR DeAngelo Yancey; Placed RB Devante Mays, T Kyle Murphy and CB Quinten Rollins on injured reserve; Placed RB Aaron Jones on the reserve/suspended list.	10/9	Signed RB Tra Carson and WR Keon Hatcher to the practice squad; Released RB Joel Bouagnon from the practice squad.		
5/15	Signed CB Jaire Alexander.			10/16	Released WR DeAngelo Yancey from the practice squad.		
5/17	Signed LB Oren Burks and CB Josh Jackson.			10/22	Signed FB Danny Vitale to the practice squad.		
5/21	Placed DL Filipo Mokofisi on the reserve/retired list.						
5/25	Signed TE Mercedes Lewis.						
5/30	Signed T/G Byron Bell; Released T/G Jacob Alsadek.						
6/6	Released WR Colby Pearson.						
6/11	Signed DL Joey Mbu.						

TRANSACTIONS BY PLAYER

Alexander, Jaire - CB 5/7/18 Signed	Daniels, LeShun - RB 8/18/18 Signed 9/1/18 Released	Lancaster, Tyler - DL 5/4/18 Signed 9/1/18 Released 9/2/18 Signed to practice squad 10/6/18 Signed to active roster	Redmond, Will - CB 9/11/18 Signed to practice squad 11/6/18 Signed to active roster
Allison, Geronimo - WR 11/6/18 Placed on injured reserve	Day, Dillon - C 9/1/18 Released	Lewis, Kyle - WR 7/25/18 Signed 9/1/18 Released	Ripkowski, Aaron - FB 9/1/18 Released
Alsadek, Jacob - T/G 5/4/18 Signed 5/30/18 Released	Donnerison, Kendall - LB 5/7/18 Signed 9/1/18 Released 9/2/18 Signed to practice squad	Lewis, Mercedes - TE 5/25/18 Signed	Rodgers, Aaron - QB 8/29/18 Signed contract extension
Amichia, Kofi - G 1/3/18 Signed 9/1/18 Released	Evans, Marwin - S 9/1/18 Released 9/3/18 Signed to practice squad 9/11/18 Released	Light, Alex - T/G 5/4/18 Signed	Rollins, Quinten - CB 9/1/18 Placed on injured reserve
Bell, Byron - T/G 5/25/18 Signed	Goodson, Demetri - CB 9/1/18 Released	Looney, James - DL 5/7/18 Signed 9/1/18 Released 9/2/18 Signed to practice squad 11/24/18 Signed to active roster	Ryan, Jake - LB 8/6/18 Placed on injured reserve
Bennett, Parris - LB 5/4/18 Signed 7/24/18 Placed on reserve/retired list	Graham, Jimmy - TE 3/16/18 Signed	Madison, Cole - G 5/7/18 Signed 7/25/18 Placed on reserve/did not report list	Scott, JK - P 5/4/18 Signed
Bouagnon, Joel - RB 1/10/18 Signed 9/1/18 Released 9/2/18 Signed to practice squad 10/9/18 Released	Greene, Raven - S 5/4/18 Signed	Martini, Greer - LB 5/7/18 Signed 9/1/18 Released 9/2/18 Signed to practice squad 10/4/18 Released	Sheehy, Conor - DL 5/4/18 Signed 9/1/18 Released
Boyle, Tim - QB 5/4/18 Signed	Hatcher, Keon - WR 10/9/18 Signed to practice squad 11/19/18 Signed to the Oakland Raiders' active roster	Mays, Devante - RB 9/1/18 Placed on injured reserve	Sheldon, Brady - LB 11/6/18 Signed to practice squad
Bradley, Hunter - LS 5/4/18 Signed	Hawkins, Josh - CB 9/1/18 Released	Mbu, Joey - DL 6/11/18 Signed 9/1/18 Released	Simon, Deon - DL 9/29/18 Signed to practice squad 11/10/18 Released 11/12/18 Signed to practice squad
Breeland, Bashaud - CB 9/26/18 Signed	Hearn's, James - LB 8/4/18 Signed 9/1/18 Released	Meadows, Kyle - T 5/4/18 Signed	Smith, Ryan - TE 5/7/18 Signed 9/1/18 Released
Brown, Donatello - CB 9/1/18 Released	Hill, Bronson - RB 8/19/18 Signed 9/1/18 Released	Mokofisi, Filipo - DL 5/4/18 Signed 5/21/18 Placed on reserve/retired list	St. Brown, Equanimeous 5/7/18 Signed
Brown, Tony - CB 9/3/18 Signed to practice squad 9/29/18 Signed to active roster	House, Davon - CB 4/13/18 Signed 9/26/18 Placed on injured reserve	Montgomery, Ty - RB 10/30/18 Traded to BAL	Talley, David - LB 4/13/18 Released
Burks, Oren - LB 5/17/18 Signed	Hughes, Naashon - LB 5/4/18 Signed 9/1/18 Released	Moore, J'Mon - WR 5/7/18 Signed	Thomas, Ahmad - LB 1/4/18 Signed 9/1/18 Released
Burton, Deante - CB 9/11/18 Signed 9/19/18 Released	Hundley, Brett - QB 8/29/18 Traded to SEA	Morrison, Antonio - LB 8/26/18 Acquired via trade with IND	Tonyan, Robert - TE 1/2/18 Signed
Byrd, Emanuel - TE 9/1/18 Released	Jackson, Darius - RB 9/3/18 Signed 10/6/18 Released	Murphy, Kyle - T 8/1/18 Placed on injured reserve	Triner, Zach - LS 1/2/18 Signed 9/1/18 Released
Callahan, Joe - QB 4/30/18 Released	Jackson, Josh - CB 5/17/18 Signed	Nelson, Jordy - WR 3/13/18 Released	Valdes-Scantling, Marquez - WR 5/7/18 Signed
Campbell, Ibrahim - S 11/5/18 Claimed off waivers from NYJ	Jennings, Adonis - WR 7/25/18 Signed	Odom, Chris - LB 9/1/18 Released	Vitale, Danny - FB 10/22/18 Signed to practice squad
Carson, Tra - RB 10/9/18 Signed to practice squad 10/31/18 Signed to active roster	Johnson, C.J. - LB 5/4/18 Signed 8/6/18 Placed on injured reserve	Pankey, Adam - G/T 9/1/18 Released 9/2/18 Signed to practice squad	Vogel, Justin - P 5/4/18 Released
Coleman, Lavon - RB 10/31/18 Signed to practice squad	Jones, Aaron - RB 9/1/18 Placed on reserve/suspended list 9/19/18 Activated from exempt status	Pearson, Colby - WR 1/2/18 Signed 6/6/18 Released	Waters, Herb - CB 3/15/18 Signed 9/3/18 Released
Cooper, Ethan - G 7/13/18 Signed 8/6/18 Released	Judd, Akeem - RB 8/6/18 Signed 8/18/18 Placed on reserve/retired list	Perry, Nick - LB 11/24/18 Placed on injured reserve	Whitehead, Jermaine - S 11/6/18 Released
Coyle, Anthony - G 9/25/18 Signed to practice squad	Kaser, Drew - P 11/3/18 Signed 11/5/18 Released	Pipkins, Lenzy - CB 8/26/18 Traded to IND	Wilkerson, Muhammad - DL 3/15/18 Signed 9/29/18 Placed on injured reserve
Clark, Michael - WR 7/25/18 Placed on reserve/did not report list 8/7/18 Placed on reserve/retired list	Kerridge, Joe - FB 9/1/18 Released 9/2/18 Signed to practice squad 10/30/18 Released	Porter, Marcus - LB 5/4/18 Signed 9/1/18 Released	Williams, Tramon - CB 3/23/18 Signed
Clinton-Dix, Ha Ha - S 10/30/18 Traded to WAS	Kizer, DeShone - QB 3/15/18 Acquired via trade with CLE	Randall, Damarious - CB 3/15/18 Traded to CLE	Wolf, Ethan - TE 10/30/18 Signed to practice squad
Crawford, James - LB 8/8/18 Signed	Kumerow, Jake - WR 1/2/18 Signed 9/3/18 Placed on injured reserve	Rader, Kevin - TE 5/4/18 Signed 9/1/18 Released	Yancey, DeAngelo - WR 9/1/18 Released 10/4/18 Signed to practice squad 10/16/18 Released
Davis, Austin - C 5/4/18 Signed 9/1/18 Released 9/2/18 Signed to practice squad 9/25/18 Released		Redding, Teo - WR 11/20/18 Signed to practice squad	

THE LAST TIME

Regular-Season Games Only

RUSHING

200 Yards Rushing, Individual

BY PACKERS — Ahman Green, Dec. 28, 2003, vs. Denver (218 yards)
BY OPPONENT — Adrian Peterson, Dec. 2, 2012, vs. Minnesota (210 yards)

100 Yards Rushing, Individual

BY PACKERS — Aaron Jones, Nov. 11, 2018, vs. Miami (145 yards)
BY OPPONENT — Todd Gurley, Oct. 28, 2018, at L.A. Rams (114 yards)

100 Yards Rushing, Individual, One Half

BY PACKERS — Aaron Jones, Nov. 11, 2018, vs. Miami (101 yards in first half)
BY OPPONENT — Robert Kelley, Nov. 20, 2016, at Washington (102 yards in second half)

100 Yards Rushing and Receiving, Individual

BY PACKERS — Never
BY OPPONENT — Darrin Nelson, Nov. 13, 1983, at Minnesota (119 yards rushing, 137 receiving)

Two 100-Yard Rushers

BY PACKERS — Ryan Grant (106 yards) and DeShawn Wynn (106 yards), Dec. 28, 2008, vs. Detroit
BY OPPONENT — Tony Dorsett (149 yards) and Robert Newhouse (101 yards), Nov. 12, 1978, vs. Dallas at Milw.

Two 100-Yard Rushers and Two 100-Yard Receivers

BY PACKERS — Ryan Grant (106 yards) and DeShawn Wynn (106), Dec. 28, 2008, vs. Detroit, Donald Driver (111 yards) and Greg Jennings (101 yards), Dec. 28, 2008, vs. Detroit*
BY OPPONENT — Never
*First time in NFL history

Four Touchdowns Rushing, Individual

BY PACKERS — Dorsey Levens, Jan. 2, 2000, vs. Arizona (8, 1, 5, 1 yards)
BY OPPONENT — DeAngelo Williams, Nov. 30, 2008, vs. Carolina (1, 1, 1, 1 yards)

Three Touchdowns Rushing, Individual

BY PACKERS — Ahman Green, Oct. 20, 2002, vs. Washington (24, 2, 8 yards)
BY OPPONENT — Robert Kelley, Nov. 20, 2016, at Washington (10, 1, 4 yards)

Two Touchdowns Rushing, Individual

BY PACKERS — Aaron Jones, Nov. 11, 2018, vs. Miami (2, 10 yards)
BY OPPONENT — James White, Nov. 4, 2018, at New England (8, 1 yards)

PASSING

400 Yards Passing, Individual

BY PACKERS — Aaron Rodgers, Oct. 15, 2018, vs. San Francisco (425 yards)
BY OPPONENT — Kirk Cousins, Sept. 16, 2018, vs. Minnesota (425 yards)

300 Yards Passing, Individual

BY PACKERS — Aaron Rodgers, Nov. 15, 2018, at Seattle (332 yards)
BY OPPONENT — Kirk Cousins, Nov. 25, 2018, at Minnesota (342 yards)

Six Touchdown Passes, Individual

BY PACKERS — Aaron Rodgers, Nov. 9, 2014, vs. Chicago (1, 4, 73, 40, 56, 18 yards)
BY OPPONENT — Tommy Kramer, Sept. 28, 1986, at Minnesota (23, 13, 36, 2, 17, 7 yards)

Five Touchdown Passes, Individual

BY PACKERS — Aaron Rodgers, Sept. 28, 2015, vs. Kansas City (8, 3, 27, 4, 4, yards)
BY OPPONENT — Matthew Stafford, Jan. 1, 2012, vs. Detroit (8, 13, 2, 5, 12 yards)

Four Touchdown Passes, Individual

BY PACKERS — Aaron Rodgers, Sept. 28, 2017, vs. Chicago (5, 2, 4, 8 yards)
BY OPPONENT — Kirk Cousins, Sept. 16, 2018, vs. Minnesota (14, 3, 75, 22 yards)

Three Touchdown Passes, Individual

BY PACKERS — Aaron Rodgers, Oct. 7, 2018, at Detroit (3, 1, 12 yards)
BY OPPONENT — Kirk Cousins, Nov. 25, 2018, at Minnesota (26, 30, 14 yards)

Six Interceptions Thrown, Individual

BY PACKERS — Tom O'Malley, Sept. 17, 1950, vs. Detroit
BY OPPONENT — Don Horn, Sept. 26, 1971, vs. Denver at Milw.

Five Interceptions Thrown, Individual

BY PACKERS — Brett Favre, Oct. 30, 2005, at Cincinnati
BY OPPONENT — Russell Wilson, Dec. 11, 2016, vs. Seattle

Four Interceptions Thrown, Individual

BY PACKERS — Brett Favre, Dec. 25, 2005, vs. Chicago
BY OPPONENT — Russell Wilson, Dec. 11, 2016, vs. Seattle

RECEIVING

10 or More Receptions, Individual

BY PACKERS — Davante Adams, Nov. 15, 2018, at Seattle (10 receptions)
BY OPPONENT — Adam Thielen, Sept. 16, 2018, vs. Minnesota (12 receptions)

200 Yards Receiving, Individual

BY PACKERS — Jordy Nelson, Sept. 14, 2014, vs. N.Y. Jets (209 yards)
BY OPPONENT — Adam Thielen, Dec. 24, 2016, vs. Minnesota (202 yards)

100 Yards Receiving, Individual

BY PACKERS — Davante Adams, Nov. 15, 2018, at Seattle (166 yards)
BY OPPONENT — Adam Thielen, Nov. 25, 2018, at Minnesota (125 yards)

100 Yards Receiving, One Half, Individual

BY PACKERS — Marquez Valdes-Scantling, Nov. 4, 2018, at New England (101 yards in second half)
BY OPPONENT — Josh Gordon, Nov. 4, 2018, at New England (101 yards in second half)

Two 100-Yard Receivers

BY PACKERS — Davante Adams (132 yards), Jimmy Graham (104 yards) and Marquez Valdes-Scantling (103 yards), Oct. 15, 2018, vs. San Francisco
BY OPPONENT — Adam Thielen (131 yards) and Stefon Diggs (128 yards), Sept. 16, 2018, vs. Minnesota

Four Touchdown Receptions, Individual

BY PACKERS — Sterling Sharpe, Nov. 24, 1994, at Dallas (1, 36, 30, 5 yards)
BY OPPONENT — Never

Three Touchdown Receptions, Individual

BY PACKERS — Randall Cobb, Sept. 28, 2015, vs. Kansas City (3, 4, 4 yards)
BY OPPONENT — Vincent Jackson, Nov. 6, 2011, at San Diego (23, 5, 29 yards)

Two Touchdown Receptions, Individual

BY PACKERS — Davante Adams, Nov. 11, 2018, vs. Miami (7, 25 yards)
BY OPPONENT — Josh Reynolds, Oct. 28, 2018, at L.A. Rams (1, 19 yards)

INTERCEPTIONS

Four Interceptions, Individual

BY PACKERS — Willie Buchanon, Sept. 24, 1978, at San Diego
BY OPPONENT — Never

Three Interceptions, Individual

BY PACKERS — Tom Flynn, Oct. 28, 1984, vs. Detroit
BY OPPONENT — Vencie Glenn, Dec. 27, 1992, at Minnesota

Two Interceptions, Individual

BY PACKERS — Ha Ha Clinton-Dix, Dec. 18, 2016, at Chicago
BY OPPONENT — Harrison Smith, Dec. 23, 2017, vs. Minnesota

Interception Returned for Touchdown

BY PACKERS — Damarious Randall, Oct. 8, 2017, at Dallas (21 yards)
BY OPPONENT — Khalil Mack, Sept. 9, 2018, vs. Chicago (27 yards)

TOUCHDOWNS

Five Touchdowns, Individual

BY PACKERS — Paul Hornung, Dec. 12, 1965, at Baltimore (2-, 9-, 3-yard runs; 50-, 65-yard receptions)
BY OPPONENT — Never

Four Touchdowns, Individual

BY PACKERS — Dorsey Levens, Jan. 2, 2000, vs. Arizona (8-, 1-, 5-, 1-yard runs)
BY OPPONENT — DeAngelo Williams, Nov. 30, 2008, vs. Carolina (1-, 1-, 1-, 1-yard runs)

Three Touchdowns, Individual

BY PACKERS — Randall Cobb, Sept. 28, 2015, vs. Kansas City (3-, 4-, 4-yard receptions)
BY OPPONENT — Robert Kelley, Nov. 20, 2016, at Washington (10-, 1-, 4-yard runs)

THE LAST TIME

FIELD GOALS/PATs

Five Field Goals Made, Individual

BY PACKERS — Mason Crosby, Sept. 16, 2018, vs. Minnesota (37, 40, 31, 48, 36 yards)
BY OPPONENT — Dan Bailey, Dec. 15, 2013, at Dallas (47, 23, 43, 50, 50 yards)

Four Field Goals Made, Individual

BY PACKERS — Mason Crosby, Oct. 15, 2018, vs. San Francisco (29, 39, 51, 27 yards)
BY OPPONENT — Jason Sanders, Nov. 11, 2018, vs. Miami (37, 25, 47, 40 yards)

60-Yard Field Goal

BY PACKERS — Never
BY OPPONENT — David Akers, Sept. 9, 2012, vs. San Francisco (63 yards)

50-Yard Field Goal

BY PACKERS — Mason Crosby, Oct. 28, 2018, at L.A. Rams (53 yards)
BY OPPONENT — Chris Boswell, Nov. 26, 2017, at Pittsburgh (53 yards)

Blocked Field-Goal Attempt

BY PACKERS — Datone Jones, Oct. 11, 2015, vs. St. Louis (50-yard Greg Zuerlein attempt)
BY OPPONENT — A'Shawn Robinson, Nov. 6, 2017, vs. Detroit (38-yard Mason Crosby attempt)

Two-Point Conversion

BY PACKERS — Jamaal Williams, Oct. 7, 2018, at Detroit (pass from Aaron Rodgers)
BY OPPONENT — Todd Gurley, Oct. 28, 2018, at L.A. Rams (pass from Jared Goff)

Point After Touchdown Missed

BY PACKERS — Mason Crosby, Oct. 7, 2018, at Detroit (first attempt, hit left upright)
BY OPPONENT — Chris Boswell, Nov. 26, 2017, at Pittsburgh (first attempt, wide left)

Blocked Point After Touchdown

BY PACKERS — Kenny Clark, Oct. 22, 2017, vs. New Orleans (Wil Lutz, second attempt)
BY OPPONENT — Ra'Shede Hageman, Dec. 8, 2014, vs. Atlanta (Mason Crosby, fifth attempt)

PUNTING

70-Yard Punt

BY PACKERS — Tim Masthay, Dec. 18, 2011, at Kansas City (71 yards)
BY OPPONENT — Jon Ryan, Sept. 24, 2012, at Seattle (73 yards)

60-Yard Punt

BY PACKERS — JK Scott, Nov. 15, 2018, at Seattle (67 yards)
BY OPPONENT — Pat O'Donnell, Sept. 9, 2018, vs. Chicago (63 yards)

Blocked Punt

BY PACKERS — Geronimo Allison, Sept. 16, 2018, vs. Chicago (Matt Wile, punter)
BY OPPONENT — Brandon Bolden, Nov. 11, 2018, vs. Miami (JK Scott, punter)

10 Punts, Individual

BY PACKERS — Jon Ryan, Nov. 19, 2006, vs. New England (10 punts; 459 yards)
BY OPPONENT — Chris Kluwe, Dec. 21, 2006, vs. Minnesota (10 punts; 434 yards)

No Punts

BY PACKERS — Oct. 7, 2018, at Detroit
BY OPPONENT — Nov. 6, 2017, vs. Detroit

OTHER SPECIAL TEAMS

Kickoff Returned for Touchdown

BY PACKERS — Randall Cobb, Sept. 8, 2011, vs. New Orleans (108 yards)
BY OPPONENT — Jordan Todman, Nov. 6, 2016, vs. Indianapolis (99 yards)

Punt Returned for Touchdown

BY PACKERS — Micah Hyde, Dec. 28, 2014, vs. Detroit (55 yards)
BY OPPONENT — Marcus Thigpen, Dec. 14, 2014, at Buffalo (75 yards)

Blocked (Opponent) Field Goal Returned for Touchdown

BY PACKERS — Willie Buchanon, Dec. 17, 1972, at New Orleans (57 yards)
BY OPPONENT — Shawn Springs, Nov. 1, 1999, vs. Seattle (61 yards)

Blocked Punt Returned for Touchdown

BY PACKERS — Josh Jackson, Sept. 16, 2018, vs. Minnesota (0 yards; Matt Wile, punter)
BY OPPONENT — DeVier Posey, Oct. 14, 2012, at Houston (0 yards; Tim Masthay, punter)

Recovered Own Onside Kick Attempt

BY PACKERS — Jermaine Whitehead, Dec. 31, 2017, at Detroit (Mason Crosby, kicker)
BY OPPONENT — Jayron Kearsse, Dec. 24, 2016, vs. Minnesota (Kai Forbath, kicker)

OTHER DEFENSE

Shutout Posted

BY PACKERS — Sept. 30, 2018, vs. Buffalo (22-0)
BY OPPONENT — Dec. 23, 2017, vs. Minnesota (16-0)

Fumble Returned for Touchdown

BY PACKERS — Dean Lowry, Dec. 3, 2017, vs. Tampa Bay (62 yards)
BY OPPONENT — Desmond Trufant, Sept. 17, 2017, at Atlanta (15 yards)

Safety Scored

BY PACKERS — Team, Dec. 28, 2014, vs. Detroit (Matthew Stafford penalized for intentional grounding in end zone)
BY OPPONENT — Mark Barron, Oct. 28, 2018, at L.A. Rams (Aaron Jones tackled in end zone)

Five Sacks, Individual

BY PACKERS — Vonnie Holliday, Dec. 22, 2002, vs. Buffalo
BY OPPONENT — Antwan Odom, Sept. 20, 2009, vs. Cincinnati

Four Sacks, Individual

BY PACKERS — Kabere Gbaja-Biamila, Jan. 2, 2005, at Chicago
BY OPPONENT — Chris Clemons, Sept. 24, 2012, at Seattle

Three Sacks, Individual

BY PACKERS — Kyler Fackrell, Nov. 15, 2018, at Seattle
BY OPPONENT — Ezekiel Ansah, Dec. 31, 2017, at Detroit

MISCELLANEOUS

No Penalties

BY PACKERS — Nov. 4, 2013, vs. Chicago
BY OPPONENT — Dec. 14, 1997, at Carolina

Game Without Touchdown

BY PACKERS — Dec. 23, 2017, vs. Minnesota
BY OPPONENT — Nov. 11, 2018, vs. Miami

50 Points, Game

BY PACKERS — 53, Nov. 16, 2014, vs. Philadelphia
BY OPPONENT — 51, Nov. 24, 2008, at New Orleans

40 Points, Game

BY PACKERS — 43, Dec. 8, 2014, vs. Atlanta
BY OPPONENT — 42, Nov. 20, 2016, at Washington

500 Yards Total Offense

BY PACKERS — 521, Oct. 15, 2018, vs. San Francisco
BY OPPONENT — 515, Nov. 20, 2016, at Washington

Tie Game

Green Bay 29, Minnesota 29, Sept. 16, 2018

GREEN BAY 24, CHICAGO 23

Lambeau Field, Sunday, Sept. 9, 2018. Attendance: 78,282. Time: 3:07. Weather: 62° F, Humidity: 65 percent, Wind: E 10 mph

GAME 1

GREEN BAY, Wis. (AP) — Aaron Rodgers heard the applause after walking out of the stadium tunnel and back on to the field. The team doctor had checked out his left knee after the Green Bay Packers quarterback was carried off the field in the second quarter. Rodgers, it seemed, had avoided a major injury. He was good to go. The adrenaline kicked in. The hobbling two-time NFL MVP threw three touchdown passes in the second half after returning from injury, and the Green Bay Packers overcame a 20-point deficit for a thrilling 24-23 win over the Chicago Bears on Sunday night. Rodgers connected with receiver Randall Cobb for a catch-and-run through the secondary for a 75-yard touchdown and the go-ahead score with 2:13 left in the game.

Nick Perry sacked the Bears' Mitchell Trubisky on fourth-and-10 with 58 seconds to complete the comeback. Sunday marked the first time in franchise history that the Packers won after trailing by 17-plus points entering the fourth quarter, according to the Elias Sports Bureau.

The Packers posted the second-largest comeback in franchise history at Lambeau Field, behind only a rally from 21 points down to beat New Orleans on Sept. 17, 1989. For Rodgers, this was special. And especially because how awful the Packers played in the first half.

A Chicago defense featuring newly acquired star linebacker Khalil Mack dominated until the third quarter. Mack had a 27-yard interception return for a touchdown against backup quarterback Deshaun Kizer in the second quarter.

A gimpy Rodgers returned in the second half and finally figured out the Bears. He also found Davante Adams and Geronimo Allison for touchdown passes. He finished 20 of 30 for 286 yards, including 17 of 23 for 273 yards in the second half.

It was Rodgers' first regular-season home game since Sept. 28 against the Bears. He was limited to seven games in 2017 because of a collarbone injury.

Mack nearly stole the show. He also stripped the ball for a turnover in the red zone off Kizer in the second quarter. Mack made an immediate impact in his first game since the Bears acquired the premier pass rusher in a blockbuster deal with the Oakland Raiders.

The Bears led 20-0 at one point and their defense dominated until the second half. Then Rodgers returned, and the Packers' defense held the Bears in check.

Trubisky was 23 of 35 for 171 yards. He also ran for 32 yards on seven carries, including a 2-yard touchdown run in the first quarter.

OFFICIALS — Referee: Carl Cheffers (61); Umpire: Barry Anderson (20); Down Judge: Hugo Cruz (94); Line Judge: Gary Arthur (108); Field Judge: Land Clark (130); Side Judge: Eugene Hall (103); Back Judge: Greg Meyer (78); Replay Judge: Charles Stewart

STARTING LINEUPS

Chicago Bears										Green Bay Packers										
Offense					Defense					Offense					Defense					
TE	88	D.Sims	DT	96	A.Hicks	WR	18	R.Cobb	DE	96	M.Wilkinson	QB	12	A.Rodgers	LB	53	B.Martinez	TE	72	C.Lenno Jr.
TE	80	T.Burton	NT	91	E.Goldman	LT	69	D.Bachthari	NT	97	K.Clark	RB	20	P.Ammannara	CB	37	J.Jackson-Dix	TE	72	C.Lenno Jr.
RT	70	B.Masse	OLB	59	A.Lynch	LG	65	L.Taylor	OLB	52	C.Matthews	RB	29	J.Howard	CB	38	T.Williams	RT	70	B.Masse
RG	75	K.Long	ILB	59	D.Trevathan	C	63	C.Linsley	ILB	50	B.Martinez	RB	29	J.Howard	CB	38	T.Williams	RG	75	K.Long
C	65	C.Whitehair	ILB	54	N.Kwiatkowski	RG	64	J.McCray	OLB	53	N.Perry	CB	20	K.King	LT	72	C.Lenno Jr.	C	65	C.Whitehair
LG	64	E.Kush	OLB	54	N.Kwiatkowski	RT	75	B.Budaga	CB	38	T.Williams	LT	72	C.Lenno Jr.	CB	23	K.Fuller	LG	64	E.Kush
LT	72	C.Lenno Jr.	CB	23	K.Fuller	TE	80	J.Graham	CB	38	T.Williams	TE	80	J.Graham	S	39	E.Jackson	LT	72	C.Lenno Jr.
CB	10	M.Trubisky	S	38	E.Jackson	WR	17	D.Adams	CB	37	J.Jackson	WR	17	D.Adams	S	39	E.Jackson	CB	10	M.Trubisky
RB	24	J.Howard	S	38	A.Amos	WR	61	G.Allison	S	21	H.Clinton-Dix	WR	61	G.Allison	S	38	A.Amos	RB	24	J.Howard
RB	29	T.Cohen	CB	20	P.Ammannara	CB	12	A.Rodgers	S	29	K.Brice	CB	20	P.Ammannara	S	38	A.Amos	RB	29	T.Cohen
FB	46	M.Burton	CB	37	B.Callahan	RB	30	J.Williams	CB	35	J.Whitehead	FB	46	M.Burton	CB	37	B.Callahan	FB	46	M.Burton

GREEN BAY SUBSTITUTIONS — K 2 M.Crosby, P 6 J.Scott, O 9 D.Kizer, WR 19 E.St. Brown, RB 22 D.Jackson, CB 23 J.Alexander, CB 31 D.House, LS 43 H.Bradley, LB 44 A.Morrison, LB 51 K.Fackell, LB 54 J.Crawford, LB 56 K.Toomer, T/G 74 B.Bell, DL 76 M.Daneks, T 78 J.Spriggs, WR 83 M.Valdes-Scantling, TE 84 L.Kendricks, TE 85 R.Tonyan, RB 88 T.Montgomery, TE 89 M.Lewis, DL 90 M.Adams, LB 93 R.Gilbert, DL 94 D.Lowmy, **DID NOT PLAY** — G 82 L.Patrick, **INACTIVES** — DB 8 T.Boyle, WR 11 T.Davis, S 27 J.Jones, S 36 R.Greene, LB 42 O.Burks, T/G 70 A.Light, WR 82 J.Moore.																			
C:Parkey	(26) (33) (32)																		
VISITOR:	FIELD GOALS (made (& missed))																		
HOME:	M.Crosby																		
Chicago Bears	1	7	10	2	3	4	OT												
Green Bay Packers	0	0	0	0	3	3	0												
OT	Time	Play Description (Extra Point) (Drive Info)																	
1	7:11	M.Trubisky 2 yd. run (C:Parkey kick) (10:56, 6:02)																	
2	14:56	C:Parkey 26 yd. Field Goal (9:50, 4:17)																	
3	0:39	K.Mack 27 yd. interception return (C:Parkey kick)																	
4	9:14	C:Parkey 33 yd. Field Goal (12:40, 5:46)																	
5	3:37	M.Crosby 42 yd. Field Goal (12:46, 5:37)																	
6	13:59	G.Allison 39 yd. pass from A.Rodgers (M.Crosby kick) (8:01, 2:55)																	
7	4:01	D.Adams 12 yd. pass from A.Rodgers (M.Crosby kick) (5:05, 2:51)																	
8	2:39	C:Parkey 32 yd. Field Goal (14:51, 6:22)																	
9	2:13	R.Cobb 75 yd. pass from A.Rodgers (M.Crosby kick) (3:05, 0:26)																	
10		Visitor																	
11		Home																	
12		Total																	

GREEN BAY SUBSTITUTIONS — K 2 M.Crosby, P 6 J.Scott, QB 9 D.Kizer, WR 19 E.St. Brown, RB 22 D.Jackson, CB 23 J.Alexander, CB 31 D.House, LS 43 H.Bradley, LB 44 A.Morrison, LB 51 K.Fackrell, LB 54 J.Crawford, LB 56 K.Toomer, TG 74 B.Bell, DL 76 M.Daniels, T 78 J.Spring, WR 83 M.Valdes-Scantling, TE 84 L.Kendricks, TE 86 R.Troyan, RB 88 T.Montgomery, TE 89 M.Lewis, DL 90 M.Adams, LB 93 R.Gilbert, DL 94 D.Lowry, DID NOT PLAY — G 82 L.Patrick, INACTIVES — OB 8 T.Boyle, WR 11 T.Davis, S 27 J.Jones, S 36 R.Greene, LB 42 O.Burks, TG 70 A.Light, WR 82 J.Moore.

FIELD GOALS (made & missed)

Chicago Bears										Green Bay Packers									
Offense					Defense					Offense					Defense				
QB	1	12	1-0	0	0	0	0	0	0	QB	1	12	1-0	0	0	0	0	0	0
RB	2	14	5-6	0	0	0	0	0	0	RB	2	14	5-6	0	0	0	0	0	0
TE	3	14	5-6	0	0	0	0	0	0	TE	3	14	5-6	0	0	0	0	0	0
LG	4	1	1	5	0	0	0	0	0	LG	4	1	1	5	0	0	0	0	0
RG	5	2	0	3	0	0	0	0	0	RG	5	2	0	3	0	0	0	0	0
LT	6	1	1	5	0	0	0	0	0	LT	6	1	1	5	0	0	0	0	0
RT	7	1	1	5	0	0	0	0	0	RT	7	1	1	5	0	0	0	0	0
OLB	8	1	1	5	0	0	0	0	0	OLB	8	1	1	5	0	0	0	0	0
ILB	9	1	1	5	0	0	0	0	0	ILB	9	1	1	5	0	0	0	0	0
CB	10	1	1	5	0	0	0	0	0	CB	10	1	1	5	0	0	0	0	0
S	11	1	1	5	0	0	0	0	0	S	11	1	1	5	0	0	0	0	0
DE	12	1	1	5	0	0	0	0	0	DE	12	1	1	5	0	0	0	0	0
NT	13	1	1	5	0	0	0	0	0	NT	13	1	1	5	0	0	0	0	0
DT	14	1	1	5	0	0	0	0	0	DT	14	1	1	5	0	0	0	0	0
LB	15	1	1	5	0	0	0	0	0	LB	15	1	1	5	0	0	0	0	0
CB	16	1	1	5	0	0	0	0	0	CB	16	1	1	5	0	0	0	0	0
S	17	1	1	5	0	0	0	0	0	S	17	1	1	5	0	0	0	0	0
DE	18	1	1	5	0	0	0	0	0	DE	18	1	1	5	0	0	0	0	0
NT	19	1	1	5	0	0	0	0	0	NT	19	1	1	5	0	0	0	0	0
DT	20	1	1	5	0	0	0	0	0	DT	20	1	1	5	0	0	0	0	0
LB	21	1	1	5	0	0	0	0	0	LB	21	1	1	5	0	0	0	0	0
CB	22	1	1	5	0	0	0	0	0	CB	22	1	1	5	0	0	0	0	0
S	23	1	1	5	0	0	0	0	0	S	23	1	1	5	0	0	0	0	0
DE	24	1	1	5	0	0	0	0	0	DE	24	1	1	5	0	0	0	0	0
NT	25	1	1	5	0	0	0	0	0	NT	25	1	1	5	0	0	0	0	0
DT	26	1	1	5	0	0	0	0	0	DT	26	1	1	5	0	0	0	0	0
LB	27	1	1	5	0	0	0	0	0	LB	27	1	1	5	0	0	0	0	0
CB	28	1	1	5	0	0	0	0	0	CB	28	1	1	5	0	0	0	0	0
S	29	1	1	5	0	0	0	0	0	S	29	1	1	5	0	0	0	0	0
DE	30	1	1	5	0	0	0	0	0	DE	30	1	1	5	0	0	0	0	0
NT	31	1	1	5	0	0	0	0	0	NT	31	1	1	5	0	0	0	0	0
DT	32	1	1	5	0	0	0	0	0	DT	32	1	1	5	0	0	0	0	0
LB	33	1	1	5	0	0	0	0	0	LB	33	1	1	5	0	0	0	0	0
CB	34	1	1	5	0	0	0	0	0	CB	34	1	1	5	0	0	0	0	0
S	35	1	1	5	0	0	0	0	0	S	35	1	1	5	0	0	0	0	0
DE	36	1	1	5	0	0	0	0	0	DE	36	1	1	5	0	0	0	0	0
NT	37	1	1	5	0	0	0	0	0	NT	37	1	1	5	0	0	0	0	0
DT	38	1	1	5	0	0	0	0	0	DT	38	1	1	5	0	0	0	0	0
LB	39	1	1	5	0	0	0	0	0	LB	39	1	1	5	0	0	0	0	0
CB	40	1	1	5	0	0	0	0	0	CB	40	1	1	5	0	0	0	0	0
S	41	1	1	5	0	0	0	0	0	S	41	1	1	5	0	0	0	0	0
DE	42	1	1	5	0	0	0	0	0	DE	42	1	1	5	0	0	0	0	0
NT	43	1	1	5	0	0	0	0	0	NT	43	1	1	5	0	0	0	0	0
DT	44	1	1	5	0	0	0	0	0	DT	44	1	1	5	0	0	0	0	0
LB	45	1	1	5	0	0	0	0	0	LB	45	1	1	5	0	0	0	0	0
CB	46	1	1	5	0	0	0	0	0	CB	46	1	1	5	0	0	0	0	0
S	47	1	1	5	0	0	0	0	0	S	47	1	1	5	0	0	0	0	0
DE	48	1	1	5	0	0	0	0	0	DE	48	1	1	5	0	0	0	0	0
NT	49	1	1	5	0	0	0	0	0	NT	49	1	1	5	0	0	0	0	0
DT	50	1	1	5	0	0	0	0	0	DT	50	1	1	5	0	0	0	0	0
LB	51	1	1	5	0	0	0	0	0	LB	51	1	1	5	0	0	0	0	0
CB	52	1	1	5	0	0	0	0	0	CB	52	1	1	5	0	0	0	0	0
S	53	1	1	5	0	0	0	0	0	S	53	1	1	5	0	0	0	0	0
DE	54	1	1	5	0	0	0	0	0	DE	54	1	1	5	0	0	0	0	0
NT	55	1	1	5	0	0	0	0	0	NT	55	1	1	5	0	0	0	0	0
DT	56	1	1	5	0	0	0	0	0	DT	56	1	1	5	0	0	0	0	0
LB	57	1	1	5	0	0	0	0	0	LB	57	1	1	5	0	0	0	0	0
CB	58	1	1	5	0	0	0	0	0	CB	58	1	1	5	0	0	0	0	0
S	59	1	1	5	0	0	0	0	0	S	59	1	1	5	0	0	0	0	0
DE	60	1	1	5	0	0	0	0	0	DE	60	1	1	5	0	0	0	0	0
NT	61	1	1	5	0	0	0	0	0	NT	61	1	1	5	0	0	0	0	0
DT	62	1	1	5	0	0	0	0	0	DT	62	1	1	5	0	0	0	0	0
LB	63	1	1	5	0	0	0	0	0	LB	63	1	1	5	0	0	0	0	0
CB	64	1	1	5	0	0	0	0	0	CB	64	1	1	5	0	0	0	0	0
S	65	1	1	5	0	0	0	0	0	S	65	1	1	5	0	0	0	0	0
DE	66	1	1	5	0	0	0	0	0	DE	66	1	1	5	0	0	0	0	0
NT	67	1	1	5	0	0	0	0	0	NT	67	1	1	5	0	0	0	0	0

LANDOVER, Md. (AP) — Things have not gone all that well for Aaron Rodgers and Co. so far, and as the Packers (1-1-1) fail to the Redskins (2-1) on a rainy afternoon.

That was certainly the case in a 31-17 loss at the Washington Redskins on Sunday, when Green Bay fell behind 14-0 and trailed 28-10 at halftime after giving up TD drives of 74, 75, 79 and 98 yards.

Among McCarthy's lamentations were his team's 11 penalties for 115 yards - including three for pass interference on one drive - and the most-discussed among those flags was linebacker Clay Matthews' for roughing the passer after he sacked Alex Smith late in the third quarter.

A week after gaining 20 yards on 11 attempts, Adrian Peterson went for 120 yards on 19 runs with a pair of 2-yard TDs.

Smith went 12 for 20 for 220 yards. He also had his streak of 156 consecutive passes without an interception, the longest active run in the league, and in the second quarter, Safety Ha Ha Clinton-Dix made the pick when Jordan Reed went one way and Smith threw another. Rodgers, who was 27 for 44 for 265 yards passing with two touchdowns - of 64 yards to Germaine Allison and 2 yards to Davante Adams - said he expects to start against Buffalo after again dealing with an injured left knee, which he hurt in Week 1. He wore a bulky brace on his left knee against Washington, and he came up hobbling a bit after some plays where he moved around in the pocket or scrambled for a gain.

Green Bay's receivers had problems with drops, plus Randall Cobb was stripped of the ball by Fabian Moreau - Josh Norman recovered the fumble - after a completion with about 5½ minutes remaining in the fourth quarter.

The Packers' ground game was limited to 15 carries for 87 yards by running backs.

OFFICIALS — Referee: Craig Wrostad (4); Umpire: Paul King (121); Down Judge: Jerod Phillips (6); Line Judge: Carl Johnson (101); Field Judge: Jeff Lambeth (21); Side Judge: Adrian Hill (29); Back Judge: Scott Helverson (93); Replay Official: Larry Nemmers

STARTING LINEUPS

Green Bay Packers

Offense		Defense	
WR	18 R.Cobb	DE	96 M.Wilkinson
LT	69 D.Bachari	NT	97 K.Clark
LG	65 L.Taylor	DE	76 M.Daniels
C	63 C.McClary	OLB	52 C.Matthews
RG	64 J.McCray	ILB	50 B.Martinez
RT	75 B.Bulcka	ILB	44 A.Morrison
TE	80 J.Graham	OLB	53 N.Perry
WR	17 D.Adams	CB	38 T.Williams
WR	81 G.Allison	CB	23 J.Alexander
WR	12 A.Hodgers	S	21 H.Clinton-Dix
RB	30 J.Williams	S	29 K.Brice

Washington Redskins

Offense		Defense	
QB	11 A.Smith	CB	23 O.Dunbar
RB	28 A.Peterson	CB	24 J.Norman
CB	66 T.Bergstrom	CB	31 F.Moreau
LT	71 T.Williams	SS	35 M.Nicholson
LG	73 C.Roulier	FS	36 D.Sveininger
RG	75 B.Scheff	MLB	53 Z.Brown
RT	76 M.Moses	MLB	54 M.Foster
WR	80 J.Crowder	WLB	91 R.Kerigan
WR	83 J.Davis	DE	93 J.Alien
WR	86 J.Reed	SLB	94 P.Smith
TE	87 J.Sprinkle	NT	95 D.Payne

GREEN BAY SUBSTITUTIONS — K 2 M.Crosby, P 6 J.Scott, CB 31 D.House, RB 33 A.Jones, S 35 J.Whitehead, S 36 R.Greene, CB 37 J.Jackson, LB 42 O.Burks, LS 43 H.Bradley, LB 51 K.Fackell, LB 54 J.Crawford, LB 56 K.Toomer, S 62 L.Patrick, TE 74 B.Bell, TE 78 J.Springs, WR 83 M.Valdes-Scantling, TE 84 L.Kendricks, TE 86 R.Tonyan, RB 88 T.Montgomery, TE 89 M.Lewis, DL 90 M.Adams, LB 93 R.Gilbert, DL 94 D.Lovry, **DID NOT PLAY** — QB 9 D.Kizer, **INACTIVES** — OB 8 T.Boyle, WR 19 E.St. Brown, CB 20 K.King, RB 22 D.Jackson, S 27 J.Jones, TE 70 A.Light, WR 82 J.Moore.

FIELD GOALS (made) & missed

M.Crosby		(41)		D.Hopkins		(35)	
VISITOR:	Green Bay Packers	1	0	2	0	0	0
HOME:	Washington Redskins	14	10	14	0	3	0

Team **Qtr** **Time** **Play Description (Extra Point) (Drive Info)** **Visitor** **Home**

Redskins 1 12:54 P.Richardson 46 yd. pass from A.Smith (D.Hopkins kick) (4-75, 2:06) 0 7

Redskins 1 2:14 A.Peterson 2 yd. run (D.Hopkins kick) (10-79, 6:04) 0 14

Packers 1 2:15 M.Crosby 41 yd. Field Goal (9-52, 4:22) 3 3

Redskins 2 4:26 J.Crowder 9 yd. pass from A.Smith (D.Hopkins kick) (8-38, 3:14) 0 14

Packers 2 2:15 G.Allison 64 yd. pass from A.Rodgers (M.Crosby kick) (4-76, 2:11) 3 21

Redskins 2 0:21 A.Peterson 2 yd. run (D.Hopkins kick) (5-74, 1:54) 10 21

Packers 3 7:58 D.Adams 2 yd. pass from A.Rodgers (M.Crosby kick) (15-75, 7:02) 17 28

Redskins 4 1:58 D.Hopkins 35 yd. Field Goal (8-28, 3:25) 17 31

GREEN BAY DEFENSIVE STATISTICS (official)

UT	A	TEL	TI	Sck	QBH	FE	FR	Int	PD	UT	A	TEL	TI	Sck	QBH	FE	FR	Int	PD
K.Clark	7	3	0	10	0-0	0	0	0	0	1	1	0	2	0-0	0	0	0	0	0-0
B.Martinez	5	4	0	9	0-0	0	0	0	0	1	1	0	2	0-0	0	0	0	0	0-0
J.Alexander	5	2	0	7	0-0	0	0	0	0	0	1	1	0	2	0-0	0	0	0	0-0
N.Perry	5	2	1	7	0-0	0	0	0	0	0	1	1	0	2	0-0	0	0	0	0-0
H.Clinton-Dix	3	4	0	7	0-0	0	0	0	0	1	1	0	1	0-0	1	0	0	0	0-0
K.Brice	3	1	0	4	0-0	0	0	0	0	0	1	0	1	0-0	0	0	0	0	0-0
A.Morrison	2	2	0	4	0-0	0	0	0	0	0	0	1	0	1	0-0	0	0	0	0-0
J.Jackson	1	3	0	4	0-0	0	0	0	0	0	0	1	0	1	0-0	0	0	0	0-0
R.Gilbert	2	1	0	3	0-0	0	0	0	0	0	0	1	0	1	0-0	0	0	0	0-0
C.Matthews	2	0	0	2	0-0	1	0	0	0	0	0	1	0	0	0	0	0	0	0-0
Totals	41	28	1	69	0-0	2	0	0	0	1-1	3								

Green Bay Packers		ATT		CMP		YDS		SK/YD		TD		LG		IN		RT	
A.Jones	6	42	7.0	17	0	0	0	0	0	0	0	0	0	0	0	0	0
J.Williams	5	29	5.8	10	0	0	0	0	0	0	0	0	0	0	0	0	0
T.Montgomery	2	13	6.5	11	0	0	0	0	0	0	0	0	0	0	0	0	0
A.Rodgers	2	16	8.0	10	0	0	0	0	0	0	0	0	0	0	0	0	0
Total	17	100	5.9	17	0	0	0	0	0	0	0	0	0	0	0	0	0

Washington Redskins		ATT		CMP		YDS		SK/YD		TD		LG		IN		RT	
A.Peterson	19	120	6.3	41	2	0	0	0	0	0	0	0	0	0	0	0	0
A.Smith	7	70	2.9	3	0	0	0	0	0	0	0	0	0	0	0	0	0
C.Thompson	6	17	2.8	5	0	0	0	0	0	0	0	0	0	0	0	0	0
J.Crowder	2	3	6.0	2	0	0	0	0	0	0	0	0	0	0	0	0	0
K.Bibbs	3	3	1.5	4	0	0	0	0	0	0	0	0	0	0	0	0	0
Total	35	166	4.7	41	2	0	0	0	0	0	0	0	0	0	0	0	0

PASSING		ATT		CMP		YDS		SK/YD		TD		LG		IN		RT	
A.Rodgers	44	27	265	4/25	2	64	0	93.5	0	0	0	0	0	0	0	0	0
J.Scott	1	0	0	0/0	0	0	0	0	0	0	0	0	0	0	0	0	0
Total	45	27	265	4/25	2	64	0	91.4	0	0	0	0	0	0	0	0	0

PASSING		ATT		CMP		YDS		SK/YD		TD		LG		IN		RT	
A.Smith	20	12	220	0/0	2	50	1	110.4	0	0	0	0	0	0	0	0	0
Total	20	12	220	0/0	2	50	1	110.4	0	0	0	0	0	0	0	0	0

PASS RECEIVING		NO		YDS		AVG		LG		TD	
D.Adams	7	32	7.4	16	1	0	0	0	0	0	0
T.Montgomery	6	49	8.2	18	0	0	0	0	0	0	0
J.Graham	5	45	9.0	18	0	0	0	0	0	0	0
R.Cobb	4	22	5.5	11	0	0	0	0	0	0	0
G.Allison	4	16	3.8	64	1	0	0	0	0	0	0
J.Williams	2	18	9.0	11	0	0	0	0	0	0	0
A.Jones	1	3	3.0	64	1	0	0	0	0	0	0
Total	27	265	9.8	64	2	0	0	0	0	0	0

PASS RECEIVING		NO		YDS		AVG		LG		TD	
J.Reed	4	65	16.3	34	0	0	0	0	0	0	0
J.Crowder	4	39	9.8	18	0	0	0	0	0	0	0
J.Davis	2	70	35.0	50	1	0	0	0	0	0	0
P.Richardson	1	46	46.0	46	0	0	0	0	0	0	0
C.Thompson	1	0	0.0	0	0	0	0	0	0	0	0
Total	12	220	18.3	50	2	0	0	0	0	0	0

INTERCEPTIONS		NO		YDS		AVG		LG		TD	
H.Clinton-Dix	1	1	1.0	1	0	0	0	0	0	0	0
Total	1	1	1.0	1	0	0	0	0	0	0	0

INTERCEPTIONS		NO		YDS		AVG		LG		TD	
Total	0	0	0	0.0	0	0	0	0	0	0	0

PUNTING		NO		YDS		AVG		NET		TB		IN20		LG	
J.Scott	5	232	46.4	44.6	0	2	58	0	0	0	0	0	0	0	0
Total	5	232	46.4	44.6	0	2	58	0	0	0	0	0	0	0	0

PUNTING		NO		YDS		AVG		NET		TB		IN20		LG	
T.Way	3	253	47.0	41.2	0	1	57	0	0	0	0	0	0	0	0
Total	5	232	46.4	44.6	0	2	58	0	0	0	0	0	0	0	0

PUNT RETURNS		NO		YDS		AVG		FC		LG		TD	
R.Cobb	4	29	7.3	1	11	0	0	0	0	0	0	0	0
Returns	4	29	7.3	1	11	0	0	0	0	0	0	0	0



GREEN BAY 22, BUFFALO 0

Lambeau Field, Sunday, Sept. 30, 2018. Attendance: 78,312. Time: 3:11. Weather: 49° F. Humidity: 79 percent. Wind: NE 9 mph

GAME 4

GREEN BAY, Wis. (AP) — This is more like it for the Green Bay Packers.

The offense built a big lead as quarterback Aaron Rodgers quietly brought another game with a brace on his injured left knee. The defense had seven sacks and pitched a shutout for the first time in eight seasons.

They put together their most complete game of the year in a 22-0 win over the Buffalo Bills (1-3) on Sunday. It was just the edge that the Packers (2-1-1) needed with Rodgers not necessarily playing at his best. He was 22 of 40 for 298 yards with one touchdown. Green Bay had decisive edges in total offense (423-145) and first downs (22-11).

Rodgers also threw an interception off a deflected pass and tumbled the ball away on a sack early in the fourth quarter. The offense wasn't as productive in the second half after a fast start.

Bills rookie quarterback Josh Allen accounted for three turnovers, including two interceptions and a fumble late in the fourth quarter that stood on review. He was 16 of 33 for 151 yards.

Buffalo did manage to force Rodgers to throw his first interception of the year.

But a 16-0 lead at the half was more than enough cushion against Buffalo's feeble offense. Even the return of running back LeSean McCoy, who missed a game because of a rib injury, didn't help the Bills.

Rodgers and Jimmy Graham connected on their first touchdown pass of the year. Signed in the offseason as a free agent, the athletic tight end made his first official Lambeau Leap and finished with 21 yards on three catches.

RB Aaron Jones added 65 yards and a score on 11 carries for the Packers.

A physical defense for Green Bay held the Bills to eight punts and three turnovers on their first 11 drives. Allen was sacked seven times, three by Kyler Fackrell.

OFFICIALS — Referee: Bill Wnukovich (52); Umpire: Bruce Stritfesty (102); Down Judge: Michael Spanier (90); Line Judge: Mark Periman (9); Field Judge: Mearl Robinson (31); Side Judge: Gary Cavalletto (60); Back Judge: Steve Patrick (17); Replay Official: Mark Buttenworth

STARTING LINEUPS

Buffalo Bills

Offense		Defense	
WR	13 G.Bingham	LDE	93 T.Murphy
LT	73 D.Dawkins	LDT	95 K.Williams
LG	66 J.Ducasse	RDT	98 S.Lonnielei
C	66 R.Bodrine	RDE	55 J.Hughes
RG	76 J.Willier	MLB	49 T.Fedmonds
RT	79 J.Willis	WLB	58 M.Milano
TE	85 C.Clary	LCB	27 T.White
CB	17 J.Allen	CB	24 T.Johnson
RB	25 L.McCoy	RCB	38 R.Lewis
WR	11 Z.Jones	SS	23 M.Hyde
WR	18 A.Holmes	FS	21 J.Poyer

Green Bay Packers

Offense		Defense	
WR	83 M.Valdes-Scantling	DE	94 D.Lowry
LT	69 D.Bachari	NT	97 K.Clark
LG	61 L.Taylor	DE	56 M.Daniels
C	63 C.Linsley	OLB	52 C.Matthews
RG	74 B.Bell	ILB	50 B.Martinez
RT	75 B.Bulaga	OLB	53 N.Perry
TE	80 J.Graham	CB	38 T.Williams
WR	17 D.Adams	CB	23 J.Alexander
WR	81 G.Allison	CB	37 J.Jackson
RB	12 A.Rodgers	S	21 H.Clinton-Dix
FS	30 J.Williams	S	29 K.Brice

GREEN BAY SUBSTITUTIONS — K 2 McCoy, P 6 J.Scott, S 27 J.Jones, CB 28 T.Brown, RB 33 A.Jones, S 35 J.Whitehead, S 36 R.Graene, LB 42 O.Burns, LS 43 H.Brady, LB 44 A.Morrison, LB 51 K.Fackrell, LB 54 J.Crawford, LB 56 K.Tonner, G 62 L.Patrick, T 78 J.Springue, WR 82 J.Moore, TE 84 L.Kendricks, TE 85 R.Tonyan, RB 88 J.Montgomery, TE 89 M.Lewis, DL 90 M.Adams, LB 93 R.Gilbert. **DID NOT PLAY** — OB 9 D.Kzer, WR 19 E.St. Brown, **INACTIVES** — OB 8 T.Boyle, WR 18 R.Cobb, CB 20 K.King, RB 22 D.Jackson, CB 26 B.Breeland, G 64 J.McCray, T 76 T.A.Light.

FIELD GOALS (made / & missed)

M.Crosby (52) (36) (52)

VISITOR:	Buffalo Bills	Home:	Green Bay Packers
Qtr	Time	Play Description (Extra Point) (Drive Info)	(6-56, 2:39)

Qtr	Time	Play Description (Extra Point) (Drive Info)	Visitor	Home
1	5:15	J.Graham 3 yd. pass from A.Rodgers (kick failed) (nu)	0	0
2	11:35	A.Jones 3 yd. run (M.Crosby kick) (9-83, 5:22)	0	13
2	0:00	M.Crosby 52 yd. field goal (7-40, 0:43)	0	16
3	11:13	M.Crosby 36 yd. field goal (10-57, 3:47)	0	19
4	1:55	M.Crosby 52 yd. field goal (7-39, 2:26)	0	22

GREEN BAY DEFENSIVE STATISTICS (official)

UT	A	TFL	TT	Sck	QBH	FF	FR	Int	PD
9	2	11	1-8	0	0	0	0	0	0
4	3	0	7-0	0	0	0	0	2	0
3	3	1	60:54	0	0	0	0	0	0
3	3	1	60:54	0	0	0	0	0	0
4	1	3	5-3-24	0	0	0	0	0	0
4	0	0	4-0	0	0	0	0	0	0
3	1	1	4-1-7	0	0	0	0	0	0
3	1	1	4-0	0	0	0	0	0	0
2	2	0	4-0	0	0	0	0	1-0	1
2	1	0	3-0	0	0	0	0	0	0
2	1	0	3-0	0	0	0	0	0	0
2	1	0	3-0	0	0	0	0	0	0
Totals									38 21 9 60 7-64 4 1 1 2-27 7

Buffalo Bills										
RUSHING	ATT	YDS	AVG	LG	TD	PASSING				
						ATT	CMP	YDS	SK/YD	TD
L.McCoy	5	24	4.8	11	0	33	16	151	7/64	0
J.Allen	5	19	3.8	8	0	33	16	151	7/64	0
C.Ivory	6	15	2.5	7	0	33	16	151	7/64	0
Total	16	58	3.6	11	0	33	16	151	7/64	0
Green Bay Packers										
RUSHING	ATT	YDS	AVG	LG	TD	PASSING				
						ATT	CMP	YDS	SK/YD	TD
A.Jones	1	65	5.9	30	1	40	22	298	2/16	1
A.Rodgers	5	37	6.2	15	0	40	22	298	2/16	1
J.Williams	11	27	2.5	11	1	40	22	298	2/16	1
T.Montgomery	5	18	3.6	9	0	40	22	298	2/16	1
Total	32	141	4.4	30	2	40	22	298	2/16	1
Buffalo Bills										
PASS RECEIVING	NO	YDS	AVG	LG	TD	PASSING				
						ATT	CMP	YDS	SK/YD	TD
C.Clary	4	40	10.0	17	0	33	16	151	7/64	0
Z.Jones	4	38	9.5	15	0	33	16	151	7/64	0
L.McCoy	3	13	4.3	7	0	33	16	151	7/64	0
A.Holmes	2	8	4.0	5	0	33	16	151	7/64	0
K.Benjamin	1	34	34.0	34	0	33	16	151	7/64	0
J.Crook	1	13	13.0	13	0	33	16	151	7/64	0
K.Lee	1	5	5.0	5	0	33	16	151	7/64	0
Total	16	151	9.4	34	0	33	16	151	7/64	0
Green Bay Packers										
PASS RECEIVING	NO	YDS	AVG	LG	TD	PASSING				
						ATT	CMP	YDS	SK/YD	TD
D.Adams	8	81	10.1	25	2	40	22	298	2/16	1
G.Allison	6	80	13.3	27	0	40	22	298	2/16	1
J.Graham	3	21	7.0	13	0	40	22	298	2/16	1
T.Montgomery	2	36	18.0	13	0	40	22	298	2/16	1
M.Valdes-Scantling	1	56	56.0	43	0	40	22	298	2/16	1
A.Jones	1	17	17.0	17	0	40	22	298	2/16	1
K.Lendricks	1	1	1.0	3	0	40	22	298	2/16	1
Total	22	298	13.5	43	2	40	22	298	2/16	1

Buffalo Bills										Green Bay Packers															
RUSHING					PASSING					PUNTING					KICK RETURNS					FUMBLES					
Player	Att	Yds	Avg	LG	Att	Cmp	Yds	Int	TD	Att	Yds	Avg	LG	Int	Att	Yds	Avg	LG	Att	Yds	Avg	LG			
A.Jones	11	65	5.9	30	A.Rodgers	40	22	298	1	J.Scott	4	171	42.8	38.0	1	G.Allison	1	0	0.0	0	T.Montgomery	1	0	0.0	0
A.Rodgers	5	31	6.2	15	J.Graham	3	21	7.0	1	H.Clinton-Dix	2	27	13.5	27	A.B Rodgers	1	1	0	0	L.Montgomery	1	0	0.0	0	
J.Williams	11	27	2.5	11	M.Valdes-Scantling	1	38	38.0	0	Total	4	171	42.8	38.0	1	Kendricks	0	0	0.0	0	A.Rodgers	1	1	0	0
T.Montgomery	5	18	3.6	9	A.Jones	11	65	5.9	0	Total	2	27	13.5	27	L.Kendricks	0	0	0.0	0	T.Johnson	0	0	0.0	0	
M.Valdes-Scantling	1	38	38.0	38	J.Graham	3	21	7.0	0	Total	2	27	13.5	27	K.Clark	0	0	0.0	1	K.Williams	0	0	0.0	0	
A.Jones	11	27	2.5	11	T.Montgomery	5	18	3.6	0	Total	2	27	13.5	27	Total	3	1	0	1	Total	1	1	0	0	
L.Kendricks	1	5	5.0	5	M.Valdes-Scantling	1	38	38.0	0	Total	2	27	13.5	27	Total	3	1	0	1	Total	1	1	0	0	
Total	32	141	4.4	30	A.Jones	11	65	5.9	0	Total	2	27	13.5	27	Total	3	1	0	1	Total	1	1	0	0	
INTERCEPTIONS					PUNTING					KICK RETURNS					FUMBLES										
Player	NO	YDS	AVG	LG	Player	NO	YDS	AVG	NET	Player	NO	YDS	AVG	FC	Player	Fum	Lost	Rec	Yds	Player	Fum	Lost	Rec	Yds	
J.Poyer	1	11	11.0	11	J.Scott	4	171	42.8	38.0	(tback)	1	0	0.0	0	G.Allison	1	0	0	0	A.Jones	1	1	0	0	
Total	1	11	11.0	11	Total	4	171	42.8	38.0	Returns	5	20	4.0	2	T.Montgomery	1	0	0	0	R.Lewis	0	0	0	0	
PUNTING					PUNT RETURNS					KICK RETURNS					FUMBLES										
Player	NO	YDS	AVG	NET	Player	NO	YDS	AVG	FC	Player	NO	YDS	AVG	FC	Player	Fum	Lost	Rec	Yds	Player	Fum	Lost	Rec	Yds	
C.Bobonquez	8	348	43.5	41.0	T.Williams	5	20	4.0	2	(tback)	1	0	0.0	0	A.Rodgers	1	0	0	0	J.Alien	1	1	0	0	
Total	8	348	43.5	41.0	Returns	5	20	4.0	2	Kick Returns	2	37	18.5	0	L.Rodgers	0	0	0	0	T.Johnson	0	0	0	0	
PUNT RETURNS					KICK RETURNS					FUMBLES					PUNT RETURNS										
Player	NO	YDS	AVG	FC	Player	NO	YDS	AVG	FC	Player	NO	YDS	AVG	FC	Player	NO	YDS	AVG	FC	Player	NO	YDS	AVG	FC	
R.McCloud	1	-1	-1.0	1	(tback)	1	0	0.0	0	T.Jones	2	37	18.5	0	R.McCloud	1	-1	-1.0	1	T.Jones	2	37	18.5	0	
M.Valdes-Scantling	0	0	0.0	0	Returns	5	20	4.0	2	Returns	2	37	18.5	0	M.Valdes-Scantling	0	0	0.0	0	C.Bobonquez	8	348	43.5	41.0	
(tback)	1	-1	-1.0	2	0	0	0.0	0	0	0	0	0	0	0	(tback)	1	-1	-1.0	2	Total	8	348	43.5	41.0	
Returns	1	-1	-1.0	2	0	0	0.0	0	0	0	0	0	0	0	Returns	2	37	18.5	0	Total	8	348	43.5	41.0	
0	0	0	0.0	0	0	0	0.0	0	0	0	0	0	0	0	0	0	0.0	0	0	0	0	0	0		
0	0	0	0.0	0	0	0	0.0	0	0	0	0	0	0	0	0	0	0.0	0	0	0	0	0	0		
0	0	0	0.0	0	0	0	0.0	0	0	0	0	0	0	0	0	0	0.0	0	0	0	0	0	0		
0	0	0	0.0	0	0	0	0.0	0	0	0	0	0	0	0	0	0	0.0	0	0	0	0	0	0		
0	0	0	0.0	0	0	0	0.0	0	0	0	0	0	0	0	0	0	0.0	0	0	0	0	0	0		
0	0	0	0.0	0	0	0	0.0	0	0	0	0	0	0	0	0	0	0.0	0	0	0	0	0	0		
0	0	0	0.0	0	0	0	0.0	0	0	0	0	0	0	0	0	0	0.0	0	0	0	0	0	0		
0	0	0	0.0	0	0	0	0.0	0	0	0	0	0	0	0	0	0	0.0	0	0	0	0	0	0		
0	0	0	0.0	0	0	0	0.0	0	0	0	0	0	0	0	0	0	0.0	0	0	0	0	0	0		
0	0	0	0.0	0	0	0	0.0	0	0	0	0	0	0	0	0	0	0.0	0	0	0	0	0	0		
0	0	0	0.0	0	0	0	0.0	0	0	0	0	0	0	0	0	0	0.0	0	0	0	0	0	0		
0	0	0	0.0	0	0	0	0.0	0	0	0	0	0	0	0	0	0	0.0	0	0	0	0	0	0		
0	0	0	0.0	0	0	0	0.0	0	0	0	0	0	0	0	0	0	0.0	0	0	0	0	0	0		
0	0	0	0.0	0	0	0	0.0	0	0	0	0	0	0	0	0	0	0.0	0	0	0	0	0	0		
0	0	0	0.0	0	0	0	0.0	0	0	0	0	0	0	0	0	0	0.0	0	0	0	0	0	0		
0	0	0	0.0	0	0	0	0.0	0	0	0	0	0	0	0	0	0	0.0	0	0	0	0	0	0		
0	0	0	0.0	0	0	0	0.0	0	0	0	0	0	0	0	0	0	0.0	0	0	0	0	0	0		
0	0	0	0.0	0	0	0	0.0	0	0	0	0	0	0	0	0	0	0.0	0	0	0	0	0	0		
0	0	0	0.0	0	0	0	0.0	0	0	0	0	0	0	0	0	0	0.0	0	0	0	0	0	0		
0	0	0	0.0	0	0	0	0.0	0	0	0	0	0	0	0	0	0	0.0	0	0	0	0	0	0		
0	0	0	0.0	0	0	0	0.0	0	0	0	0	0	0	0	0	0	0.0	0	0	0	0	0	0		
0	0	0	0.0	0	0	0	0.0	0	0	0	0	0	0	0	0	0	0.0	0	0	0	0	0	0		
0	0	0	0.0	0	0	0	0.0	0	0	0	0	0	0	0	0	0	0.0	0	0	0	0	0	0		
0	0	0	0.0	0	0	0	0.0	0	0	0	0	0	0	0	0	0	0.0	0	0	0	0	0	0		
0	0	0	0.0	0	0	0	0.0	0	0	0	0	0	0	0	0	0	0.0	0	0	0	0	0	0		
0	0	0	0.0	0	0	0	0.0	0	0	0	0	0	0	0	0	0	0.0	0	0	0	0	0	0		
0	0	0	0.0	0	0	0	0.0	0	0	0	0	0	0	0	0	0	0.0	0	0	0	0	0	0		
0	0	0	0.0	0	0	0	0.0	0	0	0	0	0	0	0	0	0	0.0	0	0	0	0	0	0		
0	0	0	0.0	0	0	0	0.0	0	0	0	0	0	0	0	0	0	0.0	0	0	0	0	0	0		
0	0	0	0.0	0	0	0	0.0	0	0	0	0	0	0	0	0	0	0.0	0	0	0	0	0	0		
0	0	0	0.0	0	0	0	0.0	0	0	0	0	0	0	0	0	0	0.0	0	0	0	0	0	0		
0	0	0	0.0	0	0	0	0.0	0	0	0	0	0	0	0	0	0	0.0	0	0	0	0	0	0		
0	0	0	0.0	0	0	0	0.0	0	0	0	0	0	0	0	0	0	0.0	0	0	0	0	0	0		
0	0	0	0.0	0	0	0	0.0	0	0	0	0	0	0	0	0	0	0.0	0	0	0	0	0	0		
0	0	0	0.0	0	0	0	0.0	0	0	0	0	0	0	0	0	0	0.0	0	0	0	0	0	0		
0	0	0	0.0	0	0	0	0.0	0	0	0	0	0	0	0	0	0	0.0	0	0	0	0	0	0		
0	0	0	0.0	0	0	0	0.0	0	0	0	0	0	0	0	0	0	0.0	0	0	0	0	0	0		
0	0	0	0.0	0	0	0	0.0	0	0	0	0	0	0	0	0	0	0.0	0	0	0	0	0	0		
0	0	0	0.0	0	0	0	0.0	0	0	0	0	0	0	0	0	0	0.0	0	0	0	0	0	0		
0	0	0	0.0	0	0	0	0.0	0	0	0	0	0	0	0	0	0	0.0	0	0	0	0	0	0		
0	0	0	0.0	0	0	0	0.0	0	0	0	0	0	0	0	0	0	0.0	0	0	0	0	0	0		
0	0	0	0.0	0	0	0	0.0	0	0	0	0	0	0	0	0	0	0.0	0	0	0	0	0	0		
0	0	0	0.0	0	0	0	0.0	0	0	0	0	0	0	0	0	0	0.0	0	0	0	0	0	0		
0	0	0	0.0	0	0	0	0.0	0	0	0	0	0	0	0	0	0	0.0	0	0	0	0	0	0		
0	0	0	0.0	0	0	0	0.0	0	0	0	0	0	0	0	0	0	0.0	0	0	0	0	0	0		
0	0	0	0.0	0	0	0	0.0	0	0	0	0	0	0	0	0	0	0.0	0	0	0	0	0	0		
0	0	0	0.0	0	0	0	0.0	0	0	0	0	0	0	0	0	0	0.0	0	0	0	0	0	0		
0	0	0	0.0	0	0	0	0.0	0	0	0	0	0	0	0	0	0	0.0	0	0	0	0	0	0		
0	0	0	0.0	0	0	0	0.0	0	0	0	0	0	0	0	0	0	0.0	0	0	0	0	0	0		
0	0	0	0.0	0	0	0	0.0	0	0	0	0	0	0	0	0	0	0.0	0	0	0	0	0	0		
0	0	0	0.0	0	0	0	0.0	0	0	0	0	0	0	0	0	0	0.0	0	0	0	0	0	0		
0	0	0	0.0	0	0	0	0.0	0	0	0	0	0	0	0	0	0	0.0	0	0	0	0	0	0		
0	0	0	0.0	0	0	0	0.0	0	0	0	0	0	0	0	0	0	0.0	0	0	0	0	0	0		
0	0	0	0.0	0	0	0	0.0	0	0	0	0	0	0	0	0	0	0.0	0	0	0	0	0	0		
0	0	0	0.0	0	0	0	0.0	0	0	0	0	0	0	0	0	0	0.0	0	0	0	0	0	0		
0	0	0	0.0	0	0	0	0.0	0	0	0	0	0	0	0	0	0	0.0	0	0	0	0	0	0		
0	0	0	0.0	0	0	0	0.0	0	0	0	0	0	0	0											

DETROIT 31 GREEN BAY 23

DETROIT (AP) — The Detroit Lions took advantage of some mistakes they forced Green Bay to make and were fortunate some breaks simply went their way.

Matthew Stafford, who was 14 of 26 for 183 yards, threw two touchdown passes and LeGarrette Blount ran for two scores, lifting the Lions to a 31-23 win over the Packers on Sunday.

Detroit (2-3) earned a win it desperately needed under first-year coach Matt Patricia, going into its bye week.

Green Bay (2-2-1) had a rough day because veteran Mason Crosby had the worst game of his life and two-time NFL MVP Aaron Rodgers lost two fumbles for just the third time in his 14-year career.

Crosby missed a career-high four field goals in one game and failed to make an extra point to boot. He connected on a field goal with two seconds left, but that wasn't of much consolation after his poor performance.

Detroit recovered an onside kick to seal the win, preventing Rodgers from getting another chance at a Hail Mary in Detroit like the one he threw in 2015.

The Lions built a big lead in the first half: Blount had a pair of 1-yard TD runs in the first quarter and Stafford's 8-yard pass to Marvin Jones late in the second quarter put Detroit up, 24-0.

Rodgers, missing injured receivers Randall Cobb and Aaroniso Allison, threw short TDs to rookie Marquez Valdes-Scantling and Lance Kendricks in the third to pull the Packers within 10 points.

Stafford answered with a 5-yard TD pass to Kenny Golladay early in the fourth quarter to give Detroit a 31-14 lead.

Rodgers connected with Davante Adams on a 12-yard throw for a third TD pass, but Crosby hit the left upright on the extra point to let the Lions keep an 11-point lead midway through the fourth quarter.

Rodgers was 32 of 52 for 442 yards — the second-highest total of his career — with three TD passes.

OFFICIALS — Referee: John Hussey (35); Umpire: Tony McNalek (115); Down Judge: Kevin Cody (16); Line Judge: Derrick Bowers (74); Field Judge: Mike Weatherford (116); Side Judge: Allen Byrnes (66); Back Judge: Gregory Steed (12); Replay Official: Terri Valenti

STARTING LINEUPS

Green Bay Packers					Detroit Lions				
Offense		Defense			Offense		Defense		
WR	19 E.Si. Brown	NT	97 K.Clark		WR	15 G.Tate	DE	95 R.Okware	
LT	69 D.Bakhtiari	DE	76 M.Daniels		DE	31 T.Decker	DT	97 R.Leuan Francois	
LG	65 L.Taylor	OLB	52 C.Matthews		LG	77 F.Ragnow	CB	91 T.Tabor	
C	63 C.Linsley	ILB	50 B.Martinez		C	60 K.Glasgow	DE	93 D.Hand	
RG	74 B.Bell	ILB	42 O.Burks		RG	79 G.Wiggins	OLB	42 D.Kennard	
RT	75 B.Bulaga	OLB	53 N.Perry		RT	71 R.Wagner	MLB	14 J.Davis	
TE	80 J.Graham	CB	38 T.Williams		TE	82 L.Wilson	OLB	52 C.Jones	
WR	17 D.Adams	CB	20 K.King		WR	11 M.Jones	CB	23 D.Slay	
WR	83 W.Valdes-Scantling	CB	37 J.Jackson		WR	9 M.Stafford	CB	24 N.Lawson	
QB	12 A.Rodgers	S	21 H.Cinton-Dix		WR	19 K.Golladay	SS	28 O.Diggs	
RB	30 J.Williams	S	29 K.Brice		RB	33 K.Johnson	FS	27 G.Quinn	

GREEN BAY SUBSTITUTIONS — K 2 C.McCoy, P 6 J.Scott, S 27 J.Jones, CB 28 T.Brown, RB 33 A.Jones, S 36 R.Greene, LB 43 H.Tracy, LB 44 A.Morrison, LB 51 K.Rackell, LB 54 J.Crawford, G 62 L.Patrick, T 78 J.Spriggs, WR 82 J.Moore, TE 84 L.Kendricks, TE 85 R.Tonyan, RB 88 T.Montgomery, TE 89 M.Lewis, DL 90 M.Adams, LB 93 R.Gilbert, DL 94 D.Lowry, DL 96 T.Lancaster, **DID NOT PLAY** — QB 9 D.Kiefer, LB 56 K.Toomer, G 64 J.McCray **INACTIVES** — QB 8 T.Boyle, WR 18 R.Cobb, CB 23 J.Alexander, CB 26 B.Breedland, S 35 J.Whitehead, T/G 70 A.Light, WR 81 G.Allison.

FIELD GOALS (made) & missed)

M.Crosby	41W/L 42R/U 38WR 56WR (41)	M.Prater	(39) 55WR	OT	Total
VISITOR:	Green Bay Packers	1	2	3	23
HOME:	Detroit Lions	0	14	4	31
		14	10	7	31

GREEN BAY DEFENSIVE STATISTICS (official)

Team	Qtr	Time	Play Description (Extra Point) (Drive Info)	UT	A	TFL	TI	Sck	QBH	FE	FR	Int	PD
Lions	1	10:30	L.Blount 1 yd run (M.Prater kick) (1-1, 0:04)	3	0	0	3	0-0	0	0	0	0	0-0
Lions	1	1:06	M.Prater 39 yd run (M.Prater kick) (4-1, 0:21)	2	1	1	3	1-5	0	0	0	0	0-0
Lions	2	14:48	M.Prater 8 yd Field Goal (4-1, 0:21)	2	1	2	3	0-0	1	0	0	0	0-0
Lions	2	9:40	M.Jones 8 yd pass from M.Stafford (M.Prater kick) (4-29, 0:38)	2	1	0	3	0-0	1	0	0	0	0-0
Packers	3	0:15	M.Valdes-Scantling 3 yd pass from A.Rodgers (A.Rodgers pass) (11-75, 5:20)	2	1	0	3	0-0	1	0	0	0	0-0
Packers	3	1:14	L.Kendricks 1 yd pass from A.Rodgers (pass failed) (11-55, 4:41)	2	1	0	3	0-0	1	0	0	0	0-0
Lions	4	12:55	K.Golladay 5 yd pass from M.Stafford (M.Prater kick) (8-75, 3:19)	0	1	0	1	0-0	0	0	0	0	0-0
Packers	4	9:01	D.Adams 12 yd pass from A.Rodgers (kick failed) (lu) (6-75, 3:54)	0	0	0	0	0-0	2	0	0	0	0-0
Packers	4	0:02	M.Crosby 41 yd Field Goal (6-74, 1:02)	42	22	8	64	3-13	3	0	0	0	0-0

Ford Field, Sunday, Oct. 7, 2018. Attendance: 63,405. Time: 3:23. Weather: Indoors.

GAME 5

Green Bay Packers													Detroit Lions																										
RUSHING			ATT	YDS	AVG	LG	TD	PASSING			ATT	CMP	YDS	SK/YD	TD	LG	IN	RT	RUSHING			ATT	YDS	AVG	LG	TD													
A.Jones	7	40	5.7	18	0	J.Kohnson	12	72	5.8	24	0	M.Stafford	26	14	183	3/13	2	60	0	101.9	D.Hand	0	0	0	0	0													
J.Williams	6	33	5.5	11	0	L.Blount	12	20	1.8	6	2	T.Ridick	3	3	1.0	-1.0	-3	0	0	R.Agnew	0	0	0	0	0														
T.Montgomery	4	15	3.8	10	0	M.Stafford	1	-1	-1.0	-1	0	J.Kennard	0	0	0	0	1	0	0	D.Kennard	0	0	0	0	0														
A.Rodgers	3	10	3.3	6	0																																		
Total	20	98	4.9	18	0																																		
PASSING			52	32	442	4/19	3	54	0	108.0	PASSING			26	14	183	3/13	2	60	0	101.9	FUMBLES			FumLost	Rec	Yds	TD	FF	Rec	Yds	TD	Bds						
A.Rodgers	52	32	442	4/19	3	54	0	108.0	M.Stafford			26	14	183	3/13	2	60	0	101.9	Total			0	0	0	0	2	3	0	0	0	0							
PASS RECEIVING			NO	YDS	AVG	LG	TD	PASS RECEIVING			NO	YDS	AVG	LG	TD	PASS RECEIVING			NO	YDS	AVG	LG	TD	PASS RECEIVING			NO	YDS	AVG	LG	TD								
D.Adams	9	140	15.6	30	1	G.Fate	4	42	8.4	14	0	K.Souley	3	36	24.5	60	1	0	1	J.King	1	0	0	0	0														
M.Claides-Scantling	7	88	12.7	24	0	T.Ridick	2	20	10.0	12	0	K.Johnson	2	15	7.5	81	1	0	0	D.Hand	0	0	0	0	1	1	0	0	0	0									
J.Cham	6	76	12.7	24	0																																		
E.S.T. Brown	3	89	29.7	54	0																																		
J.Williams	2	19	9.5	12	0																																		
A.Jones	2	8	4.0	7	0																																		
L.Kendricks	2	18	9.0	12	0																																		
A.Jones	1	23	23.0	23	1																																		
T.Montgomery	1	23	23.0	23	1																																		
Total	32	442	13.8	54	3																																		
INTERCEPTIONS			NO	YDS	AVG	LG	TD	INTERCEPTIONS			NO	YDS	AVG	LG	TD	INTERCEPTIONS			NO	YDS	AVG	LG	TD	INTERCEPTIONS			NO	YDS	AVG	LG	TD								
Total	0	0	0.0	0	0																																		
PUNTING			NO	YDS	AVG	NET	TB	IN20	LG	PUNTING			NO	YDS	AVG	NET	TB	IN20	LG	PUNTING			NO	YDS	AVG	NET	TB	IN20	LG	PUNTING			NO	YDS	AVG	NET	TB	IN20	LG
Total	0	0	0.0	0.0	0	0	0	0	0	Total			5	228	45.6	45.2	0	4	53	Total			5	228	45.6	45.2	0	4	53	Total			5	228	45.6	45.2	0	4	53
PUNT RETURNS			NO	YDS	AVG	FC	LG	TD	PUNT RETURNS			NO	YDS	AVG	FC	LG	TD	PUNT RETURNS			NO	YDS	AVG	FC	LG	TD	PUNT RETURNS			NO	YDS	AVG	FC	LG	TD				
T.Williams	1	2	2.0	2	0					Returns			0	0	0.0	0	0	0		Returns			0	0	0.0	0	0	0											
K.King	1	0	0.0	0	0					Returns			0	0	0.0	0	0	0		Returns			0	0	0.0	0	0	0											
(downed)	1	0	0.0	0	0					Returns			0	0	0.0	0	0	0		Returns			0	0	0.0	0	0	0											
Returns	2	2	1.0	2	2				2		Returns			0	0	0.0	0	0	0		Returns			0	0	0.0	0	0	0										
KICK RETURNS			NO	YDS	AVG	FC	LG	TD	KICK RETURNS			NO	YDS	AVG	FC	LG	TD	KICK RETURNS			NO	YDS	AVG	FC	LG	TD	KICK RETURNS			NO	YDS	AVG	FC	LG	TD				
T.Montgomery	2	29	14.5	0	21	0	A.Aboulihan			1	30	30.0	0	30	0	Returns			0	0	0.0	0	0	0	Returns			0	0	0.0	0	0	0						
(back)	4	0	0.0	0	0	0	Returns			1	30	30.0	0	30	0	Returns			1	30	30.0	0	30	0	Returns			1	30	30.0	0	30	0						
Returns	2	29	14.5	0	21	0	Returns			1	30	30.0	0	30	0	Returns			1	30	30.0	0	30	0	Returns			1	30	30.0	0	30	0						
FUMBLES			FumLost	Rec	Yds	TD	FF	Rec	Yds	TD	Bds	FUMBLES			FumLost	Rec	Yds	TD	FF	Rec	Yds	TD	Bds	FUMBLES			FumLost	Rec	Yds	TD	FF	Rec	Yds	TD	Bds				
A.Rodgers	2	2	0	0	0	0	0	0	0	0	0	D.Hand			0	0	0	0	1	1	0	0	0	D.Hand			0	0	0	0	1	1	0	0	0				
K.King	1	1	0	0	0	0	0	0	0	0	0	R.Agnew			0	0	0	0	0	1	0	0	0	R.Agnew			0	0	0	0	1	0	0	0	0				
Total	3	3	0	0	0	0	0	0	0	0	0	Total			0	0	0	0	2	3	0	0	0	Total			0	0	0	0	2	3	0	0	0				

TOTAL FIRST DOWNS				Visitor	Home	TOTAL FIRST DOWNS				Visitor	Home
By Rushing				30	6	By Rushing				18	6
By Passing				23	9	By Passing				23	9
By Penalty				1	3	By Penalty				1	3
THIRD-DOWN EFFICIENCY				3-10-30%	5-13-38%	THIRD-DOWN EFFICIENCY				3-10-30%	5-13-38%
FOURTH-DOWN EFFICIENCY				2-2-100%	0-0-0%	FOURTH-DOWN EFFICIENCY				2-2-100%	0-0-0%
TOTAL NET YARDS				521	264	TOTAL NET YARDS				521	264
Total Offensive Plays				76	57	Total Offensive Plays				76	57
Average gain per offensive play				6.9	4.6	Average gain per offensive play				6.9	4.6
NET YARDS RUSHING				98	94	NET YARDS RUSHING				98	94
Total Rushing Plays				20	28	Total Rushing Plays				20	28
Average gain per rushing play				4.9	3.4	Average gain per rushing play				4.9	3.4
Tackles for a loss-number and yards				1-1	3-3	Tackles for a loss-number and yards				1-1	3-3
NET YARDS PASSING				423	170	NET YARDS PASSING				423	170
Times thrown - yards lost/tt. to pass				4-19	3-13	Times thrown - yards lost/tt. to pass				4-19	3-13
Gross yards passing				442	183	Gross yards passing				442	183
PASS ATT-COMP-INT				52-32-0	26-14-0	PASS ATT-COMP-INT				52-32-0	26-14-0
Average gain per pass play				7.6	5.9	Average gain per pass play				7.6	5.9
KICKOFFS Number-in EZ-Touchbacks				5-4-3	6-4-4	KICKOFFS Number-in EZ-Touchbacks				5-4-3	6-4-4
PUNTS Number and Average				0-0-0	5-45.6	PUNTS Number and Average				0-0-0	5-45.6
Had Blocked				0	0	Had Blocked				0	0
FGs - PATs had blocked				0-0	0-0	FGs - PATs had blocked				0-0	0-0
Net Punting Average				0.0	45.2	Net Punting Average				0.0	45.2
TOTAL RETURN YARDS (not inc. kickoffs)				2	0	TOTAL RETURN YARDS (not inc. kickoffs)				2	0
No. and Yards Punt Returns				2-2	0-0	No. and Yards Punt Returns				2-2	0-0
No. and Yards Kickoff Returns				2-29	1-30	No. and Yards Kickoff Returns				2-29	1-30
No. and Yards Interception Returns				0-0	0-0	No. and Yards Interception Returns				0-0	0-0
PENALTY TIES Number and Yards				12-112	8-71	PENALTY TIES Number and Yards				12-112	8-71
FUMBLES Number and Lost				3-3	0-0	FUMBLES Number and Lost				3-3	0-0
TOUCHDOWNS				3	4	TOUCHDOWNS				3	4
Rushing				0	2	Rushing				0	2
Passing				3	2	Passing				3	2
EXTRA POINTS Made-Attempts				1-3	4-4	EXTRA POINTS Made-Attempts				1-3	4-4
Kicking Made-Attempts				0-1	4-4	Kicking Made-Attempts				0-1	4-4
Passing Made-Attempts				1-2	0-0	Passing Made-Attempts				1-2	0-0
FIELD GOALS Made-Attempts				1-5	1-2	FIELD GOALS Made-Attempts				1-5	1-2
RED-ZONE EFFICIENCY				3-4-75%	4-4-100%	RED-ZONE EFFICIENCY				3-4-75%	4-4-100%
GOAL-TO-GO EFFICIENCY				2-3-67%	4-4-100%	GOAL-TO-GO EFFICIENCY				2-3-67%	4-4-100%
SAFETIES				0	0	SAFETIES				0	0
FINAL SCORE				23	31	FINAL SCORE				23	31
TIME OF POSSESSION				33:20	26:40	TIME OF POSSESSION				33:20	26:40



GREEN BAY 33, SAN FRANCISCO 30

Lambeau Field, Monday, Oct. 15, 2018. Attendance: 77,642. Time: 3:10. Weather: 37° F. Humidity: 55 percent. Wind: W 5 mph

GAME 6

GREEN BAY, Wis. (AP) — A pick, a beneficial penalty and a game-winning kick. Quite a final minute for the Green Bay Packers. Mason Crosby kicked a 27-yard field goal as time expired to cap an 81-yard drive set up by Kevin King's interception with 1:07 left, and the Packers outlasted the San Francisco 49ers for a 33-30 win on Monday night.

The final drive was extended after 49ers cornerback Richard Sherman was flagged for illegal contact on third-and-15 that wiped out a sack of Aaron Rodgers with 43 seconds left.

Rodgers rushed up the middle for a 21-yard gain on the next play. The two-time NFL MVP completed two more passes for 19 yards to set up Crosby's game-winning for Green Bay (3-2-1). The veteran kicker was perfect a week after missing four field goals in a loss at Detroit.

Rodgers threw for 425 yards and two scores, both to WR Davante Adams. The second came with 1:55 left from 16 yards to tie the score at 30. San Francisco QB C.J. Beathard passed for 245 yards and two long touchdowns to speed/receiver Marquise Goodwin for the 49ers (1-5-1). For a while it looked like the 49ers might hold on for their first victory since quarterback Jimmy Garoppolo was lost for the year in Week 3 with a torn ACL. Turnovers hurt them again — three more on Monday night, but none bigger than King's pick at the Packers' 10.

The second-year cornerback was locked in 1-on-1 coverage with Goodwin. King kept up and pulled in a ball that looked slightly underthrown by Beathard.

Then Rodgers went to work, aided by the penalty on Sherman, who was covering Adams. Rodgers was 25 of 46. Adams had 10 catches for 132 yards, one of three Packers receivers to go over 100 yards.

The Packers scored 10 points in the final two minutes, capped by Crosby's fourth field goal of the night.

It's just what the Packers needed going into their bye week. The late flurry overshadowed another troubling start by the defense.

The Packers had a 17-7 lead when Rodgers connected with Adams for a 9-yard touchdown with 1:58 left in the first quarter.

Then San Francisco just bustled past Green Bay.

Beathard connected with Goodwin for the 67-yard score down the middle of the field on the ensuing series to end the first quarter.

A 30-yard score by Goodwin came with 6:05 left in the second, giving the 49ers a 21-20 lead. Goodwin celebrated by mimicking a long jump in the end zone. He finished with four catches for 126 yards. Beathard was 16 of 23.

San Francisco also got more pressure after the first quarter, forcing the Packers into more third-and-long situations.

Rodgers figured out the Niners in the end.

OFFICIALS — Referee: John Parry (132). Umpire: Mark Palles (131). Down Judge: David Oliver (24). Line Judge: Julian Mapp (10). Field Judge: Matthew Edwards (99). Side Judge: Michael Banks (72). Back Judge: Perry Paganielli (46). Replay Official: James O'Hanlon

STARTING LINEUPS

San Francisco 49ers

Offense		Defense	
WR	15 P.Garçon	LDE	94 S.Thomas
LT	74 J.Staley	LDT	90 E.Mitchell
LG	75 T.Lincolnton	RDT	99 D.Buckner
C	58 W.Richburg	RDE	91 A.Armistead
RG	68 M.Person	MIKE	48 F.Wanner
RT	69 M.McGlinchey	WILL	56 R.Foster
TE	85 G.Kittle	LCB	25 R.Sherman
WR	11 M.Goodwin	CB	24 K.Williams
RB	22 M.Breida	RCB	20 J.Ward
FB	44 K.Jusczyk	FS	27 A.Cobert
DB	3 C.Beathard	SS	29 J.Tant

Green Bay Packers

Offense		Defense	
WR	19 E.St. Brown	DE	94 D.Lowry
LT	90 E.Mitchell	LT	69 D.Bachari
LG	97 K.Clark	LG	65 L.Taylor
C	63 C.Linsley	C	65 C.Linsley
RG	74 B.Bell	RG	74 B.Bell
RT	75 B.Bulaga	RT	75 B.Bulaga
TE	89 M.Lewis	TE	42 O.Burks
WR	17 D.Adams	CB	53 N.Perry
RB	21 A.Rodgers	CB	38 T.Williams
FB	83 M.Valdes-Scantling	CB	20 K.King
DB	12 A.Rodgers	S	21 H.Chilton-Dix
SS	29 K.Brice	S	29 K.Brice

GREEN BAY SUBSTITUTIONS — K 2 M.Crosby, P 6 J.Scott, S 27 J.Jones, CB 28 T.Brown, RB 30 J.Williams, S 35 J.Whitehead, S 36 R.Greene, CB 37 J.Jackson, LB 44 B.Brady, LB 44 A.Morrison, LB 51 K.Fackell, LB 54 J.Crawford, G 62 L.Pattick, G 64 J.McCray, TE 80 J.Graham, WR 62 J.Moore, TE 84 L.Kendricks, TE 95 R.Tonyan, RB 88 T.Montgomery, DL 90 M.Adams, LB 93 R.Gilbert, DL 95 T.Lancaster, **DID NOT PLAY** — DB 9 D.Kizer, LB 56 K.Toomer, **INACTIVES** — DB 8 T.Boyle, WR 16 R.Cobb, CB 23 J.Alexander, CB 26 B.Breedard, T/G 70 A.Light, T 78 J.Springs, WR 81 G.Allison.

FIELD GOALS (made / & missed)

Player	San Francisco 49ers	Green Bay Packers
M.Crosby	1 / 14	2 / 10
	17	3

(29) (39) (51) (27)

Qtr	Time	Play Description (Extra Point) (Drive Info)	Int	PD	OT	Total
1	10:59	M.Breida 3 yd run (R.Gould kick) (7-75, 4:01)	7	0	0	7
1	9:17	T.Montgomery 2 yd run (M.Crosby kick) (4-77, 1:42)	7	0	0	7
1	7:39	M.Crosby 29 yd Field Goal (5-23, 1:29)	7	0	0	7
1	1:58	D.Adams 9 yd pass from A.Rodgers (M.Crosby kick) (5-79, 2:54)	7	0	0	7
1	0:27	M.Goodwin 67 yd pass from C.Beathard (R.Gould kick) (3-78, 1:31)	14	0	0	14
2	7:34	M.Crosby 39 yd Field Goal (9-23, 4:38)	14	0	0	14
2	6:05	M.Goodwin 30 yd pass from C.Beathard (R.Gould kick) (3-65, 1:29)	21	0	0	21
2	0:00	M.Goodwin 46 yd Field Goal (11-32, 5:07)	24	0	0	24
3	11:17	M.Crosby 51 yd Field Goal (7-42, 3:43)	24	0	0	24
3	6:59	R.Gould 44 yd Field Goal (9-49, 4:18)	27	0	0	27
3	13:08	R.Gould 43 yd Field Goal (10-58, 5:12)	27	0	0	27
4	1:55	D.Adams 16 yd pass from A.Rodgers (M.Crosby kick) (4-58, 1:05)	30	0	0	30
4	0:00	M.Crosby 27 yd Field Goal (10-81, 1:07)	30	0	0	30

GREEN BAY DEFENSIVE STATISTICS (official)

Player	San Francisco 49ers	Green Bay Packers
B.Martinez	9	2
K.Clark	5	3
R.Gilbert	4	3
K.Brice	3	0
K.Fackell	4	1
J.Whitehead	3	1
T.Williams	3	1
O.Burks	3	0
Totals	45	17

San Francisco 49ers		Green Bay Packers	
RUSHING	ATT YDS AVG LG TD	RUSHING	ATT YDS AVG LG TD
M.Breida	12 87 7.3	A.Jones	8 41 5.1
M.Breida	14 61 4.4	A.Rodgers	3 34 11.3
C.Beathard	3 5 1.7	J.Williams	6 29 4.8
M.Goodwin	1 1 1.0	T.Montgomery	4 12 3.0
Total	30 174 5.8	Total	21 116 5.5

Green Bay Packers		San Francisco 49ers	
RUSHING	ATT YDS AVG LG TD	RUSHING	ATT YDS AVG LG TD
A.Jones	8 41 5.1	M.Breida	12 87 7.3
A.Rodgers	3 34 11.3	M.Breida	14 61 4.4
J.Williams	6 29 4.8	C.Beathard	3 5 1.7
T.Montgomery	4 12 3.0	M.Goodwin	1 1 1.0
Total	21 116 5.5	Total	30 174 5.8

San Francisco 49ers		Green Bay Packers	
PASSING	ATT CMP YDS SKYD TD LG IN RT	PASSING	ATT CMP YDS SKYD TD LG IN RT
C.Beathard	23 16 245 2/18 2 67 1 115.3	A.Rodgers	46 25 425 3/20 2 60 0 100.4
Total	23 16 245 2/18 2 67 1 115.3	Total	46 25 425 3/20 2 60 0 100.4

Green Bay Packers		San Francisco 49ers	
PASS RECEIVING	NO YDS AVG LG TD	PASS RECEIVING	NO YDS AVG LG TD
M.Goodwin	4 126 31.5	D.Adams	10 132 13.2
P.Garçon	4 37 9.3	J.Graham	5 104 20.8
G.Kittle	3 30 10.0	M.Valdes-Scantling	3 103 34.3
K.Jusczyk	1 22 22.0	L.Kendricks	2 37 18.5
Total	12 218 22.0	T.Montgomery	2 10 5.0

San Francisco 49ers		Green Bay Packers	
INTERCEPTIONS	NO YDS AVG LG TD	INTERCEPTIONS	NO YDS AVG LG TD
Total	0 0 0.0 0 0	K.King	1 0 0.0 0 0

Green Bay Packers		San Francisco 49ers	
PUNTING	NO YDS AVG NET TB IN20 LG	PUNTING	NO YDS AVG NET TB IN20 LG
B.Pinnon	3 126 42.0 40.0 0 0 47	J.Scott	4 155 38.8 33.8 1 1 41
Total	3 126 42.0 40.0 0 0 47	Total	4 155 38.8 33.8 1 1 41

San Francisco 49ers		Green Bay Packers	
PUNT RETURNS	NO YDS AVG LG TD	PUNT RETURNS	NO YDS AVG LG TD
R.James	1 0 0.0 0 0	T.Williams	1 6 6.0 2 6
(tback)	1 0 0.0 0 0	Returns	1 6 6.0 2 6
Total	2 0 0.0 0 0	Total	2 6 6.0 2 6

San Francisco 49ers		Green Bay Packers	
KICK RETURNS	NO YDS AVG LG TD	KICK RETURNS	NO YDS AVG LG TD
R.James	4 108 27.0 32 0	T.Montgomery	2 41 20.5 0 0
D.Reed	2 0 0.0 0 0	(tback)	4 0 0.0 0 0
Returns	5 138 27.6 0 0	Returns	2 41 20.5 0 0
Total	5 138 27.6 0 0	Total	2 41 20.5 0 0

Green Bay Packers		San Francisco 49ers	
FUMBLES	FumLost Rec Yds TD FF Rec Yds TD Bds	FUMBLES	FumLost Rec Yds TD FF Rec Yds TD Bds
K.Jusczyk	1 1 0 0 0 0 0 0 0	H.Chilton-Dix	0 0 0 0 0 1 0 0 0
D.Reed	1 1 0 0 0 0 0 0 0	R.Greene	0 0 0 0 0 1 0 0 0
Total	2 2 0 0 0 0 0 0 0	J.Crawford	0 0 0 0 0 0 1 0 0

San Francisco 49ers		Green Bay Packers	
TOTAL FIRST DOWNS	18	TOTAL FIRST DOWNS	26
By Rushing	9	By Rushing	8
By Passing	8	By Passing	17
By Penalty	1	By Penalty	1
THIRD-DOWN EFFICIENCY	2-9-22%	THIRD-DOWN EFFICIENCY	4-13-31%
FOURTH-DOWN EFFICIENCY	0-0-0%	FOURTH-DOWN EFFICIENCY	1-2-50%
TOTAL NET YARDS	401	TOTAL NET YARDS	521
Total Offensive Plays	55	Total Offensive Plays	70
Average gain per offensive play	7.3	Average gain per offensive play	7.4
NET YARDS RUSHING	174	NET YARDS RUSHING	116
Total Rushing Plays	30	Total Rushing Plays	21
Average gain per rushing play	5.8	Average gain per rushing play	5.5
Tackles for a loss-number and yards	-1-1	Tackles for a loss-number and yards	-3-10
NET YARDS PASSING	227	NET YARDS PASSING	405
Times thrown - Yards lost att. to pass.	2-18	Times thrown - Yards lost att. to pass.	3-20
Gross yards passing	245	Gross yards passing	425
PASS ATT-COMP-INT	23-16-1	PASS ATT-COMP-INT	46-25-0
Average gain per pass play	9.1	Average gain per pass play	8.3
KICKOFFS Number-in EZ-Touchbacks	6-4-4	KICKOFFS Number-in EZ-Touchbacks	7-5-2
PUNTS Number and Average	3-42.0	PUNTS Number and Average	4-38.8
Had Blocked	0	Had Blocked	0

FOXBOROUGH, Mass. (AP) — Tom Brady and Aaron Rodgers spent the week telling anyone who asked that the other guy was the better quarterback in the second matchup between the future Hall of Famers. It was Brady who walked off the field with the victory.

Brady threw for 294 yards and a touchdown, and James White ran for two scores to lead the New England Patriots to a 31-17 victory over Rodgers and the Green Bay Packers on Sunday night. It was the sixth straight victory for the Patriots (7-2).

Rodgers completed 24 of 43 passes and two touchdowns but failed to rally his team after tying the game in the third quarter.

It was 17-17 when Aaron Jones fumbled for Green Bay (3-4-1) early in the fourth quarter.

New England receiver Julian Edelman hit White on a 37-yard catch-and-run to set up White's second score, a 1-yard run. On the Patriots' next possession, Brady connected with Josh Gordon for a 55-yard TD.

Gordon caught five passes for 130 yards, the 12th 100-yard receiving game of his career.

With tight end Rob Gronkowski out with back and ankle injuries and leading rusher Sony Michel out for the second straight week with a knee issue, Brady and the Patriots had to get creative.

They again turned to receiver Cordarrelle Patterson to help carry the load in the backfield. Patterson was effective for the second straight week, rushing 11 times for 61 yards and a touchdown.

He worked in tandem with White to keep the Packers' defense guessing. White took advantage and found space to turn short completions into first downs.

New England also capitalized on a pair of long flea-flicker passes to set up scores.

Rodgers was on target in the first half. He was elusive in the pocket and extended plays with his feet, keeping the Patriots' secondary off balance long enough to create space downfield or score big gains.

The longest was a 51-yard pass to Marquez Valdes-Scantling in the third quarter that helped set up Rodgers' 15-yard TD pass to Jimmy Graham that tied the game at 17. But the pocket got snarled in the second half as the Patriots' defense sped him up, hitting him six times and sacking him once.

Brady completed 16 of his first 22 passes but had six straight incompletions in the third quarter.

There wasn't a turnover in the game until Green Bay's Jones was stripped by Lawrence Guy early in the fourth quarter. The fumble was recovered by Stephen Gilmore on the Patriots' 24.

New England quickly capitalized, using four straight completions by Brady and a 37-yard pass from Julian Edelman to get to the Packers' 2. White scored from a yard out two plays later to put the Patriots back in front, 24-17.

The Patriots' defense lightened on Green Bay's next drive. It culminated on third down when Adrian Clayborn and Trey Flowers dropped Rodgers for a 9-yard sack and forcing a punt. It proved costly.

On just the third play of the ensuing drive, Brady found Gordon over the middle. Packers cornerback Tramion Williams had a shot at a tackle, but whiffed, springing Gordon for his 55-yard touchdown. Packers safety Jermaine Whitehead was ejected in the second quarter.

OFFICIALS — Referee: Brad Allen (122). Umpire: Ruben Fowler (71). Down Judge: Jim Mello (48). Line Judge: Brian Bolinger (40). Field Judge: Steve Zimmer (33). Side Judge: Scott Novek (1). Back Judge: Terrence Miles (111). Replay Official: Jim Lapetina.

STARTING LINEUPS

Green Bay Packers						New England Patriots					
Offense			Defense			Offense			Defense		
WR	18	R.Cobb	NT	97	K.Clark	WR	15	C.Hoan	LDE	98	T.Flowers
LT	69	D.Bakhtiari	DE	76	M.Daniels	LT	77	T.Brown	LDT	90	M.Brown
LG	65	L.Taylor	OLB	52	C.Matthews	LG	62	J.Thurley	RDT	91	D.Wise
C	63	C.Linsley	ILB	50	B.Martinez	C	60	D.Andrews	RDE	58	K.Davis
RG	74	B.Bell	ILB	42	O.Bell	RG	75	T.Karras	LB	54	D.Higlover
RT	75	B.Bulaga	OLB	53	N.Perry	RT	61	M.Cannon	LB	53	K.Van Noy
TE	80	J.Graham	CB	23	J.Alexander	TE	83	D.Allen	DB	31	J.Jones
WR	17	D.Adams	CB	20	K.King	WR	11	J.Edelman	RCB	24	S.Gilmore
WR	83	M.Valdes-Scantling	CB	28	B.Breland	WR	12	T.Brady	LCB	30	J.McCurry
QB	12	A.Rodgers	S	38	T.Williams	QB	10	J.Gordon	S	23	P.Chung
RB	33	A.Jones	S	29	K.Hice	RB	28	J.White	S	32	D.McCarthy

GREEN BAY SUBSTITUTIONS — K 2 M.Crosby, P 6 J.Scott, WR 19 E.St. Brown, S 27 J.Jones, RB 30 J.Williams, RB 32 T.Carson, S 35 J.Whitehead, S 36 R.Greene, CB 37 J.Jackson, LS 43 H.Brady, LB 44 A.Morrison, LB 51 K.Rackall, LB 54 J.Crawford, G 62 L.Patrick, T 78 J.Spangler, WR 82 J.Moore, TE 84 L.Kendricks, TE 85 R.Tonayan, LB 90 M.Adams, LB 93 R.Gilbert, DL 94 D.Lowry, DL 95 T.Lancaster. **DID NOT PLAY** — CB 9 D.Kizer. **INACTIVES** — CB 8 T.Boyle, P 10 D.Kaser, CB 28 T.Brown, LB 56 K.Toomer, G 64 J.McCray, T/6 T.Olight, WR 81 G.Allison.

GREEN BAY DEFENSIVE STATISTICS (official)																			
UT A TEL TT Sck QBH FF ER Int PD						UT A TEL TT Sck QBH FF ER Int PD													
B Breeand	5	3	0	8	-0-0	0	0	-0-0	1	K Brice	1	1	0	2	-0-0	0	0	-0-0	0
B Martinz	4	4	0	8	-0-0	0	0	-0-0	0	M Daniels	1	1	1	2	-1-10	2	0	0	-0-0
J Jones	6	1	0	7	-0-0	0	0	-0-0	0	K King	1	1	0	2	-0-0	0	0	0	-0-0
A Morrisson	6	0	1	6	-1-1	0	0	-0-0	0	T Lancaster	1	1	0	2	-0-0	0	0	0	-0-0
T Williams	5	1	0	6	-0-0	0	0	-0-0	0	C Matthews	1	1	0	2	-0-0	0	0	0	-0-0
J Alexander	4	1	0	5	-0-0	0	0	-0-0	2	N Perry	1	1	0	2	-0-0	1	0	0	-0-0
J Jackson	3	2	0	5	-0-0	0	0	-0-0	2	O Burks	1	0	0	1	-0-0	0	0	0	-0-0
K Fackrell	2	1	0	3	-0-0	0	0	-0-0	0	R Gilbert	1	0	0	1	-0-0	0	0	0	-0-0
J Whitehead	2	1	0	3	-0-0	0	0	-0-0	0	M Adams	0	1	0	1	-0-0	0	0	0	-0-0
K Clark	1	2	0	1	2	-0-0	0	0	-0-0	Totals	48	23	3	71	2-21	3	0	0	-0-0
Llowry	2	0	1	2	-0-0	0	0	-0-0	0										5



GREEN BAY 31 MIAMI 12

Lambeau Field, Sunday, Nov. 11, 2018. Attendance: 78,076. Time: 2:54. Weather: 33° F. Humidity: 66 percent. Wind: SW 6 mph

GAME 9

GREEN BAY, Wis. (AP) — For a change, it was the Packers in a runaway.

Aaron Jones ran for career highs of 145 yards and two scores. Aaron Rodgers and Davante Adams connected for two touchdown passes and Green Bay beat the Miami Dolphins, 31-12, on Sunday.

The Packers (4-4-1) pulled away in the second half, sandwiching scoring drives around cornerback Bashad Breeland's interception deep in Miami territory. Green Bay went ahead, 28-12, on Adams' 25-yard touchdown catch with 7:24 left in the third quarter.

Jason Sanders tied a Dolphins franchise rookie record with four field goals, but Miami (5-5) couldn't find the end zone. The Dolphins squandered another opportunity on the game-opening drive after Brock Osweiler fumbled away a shotgun snap.

The Packers cashed in on that turnover, too, when Rodgers and Adams connected on their first touchdown for a 7-0 lead. Miami's defense also had trouble slowing down Jones, who finished with 15 carries to give Green Bay some much-needed balance.

A slashing style and an explosive burst through the hole make Jones a threat to bust a big run on any carry. He accounted for 54 yards of total offense on the opening drive alone.

Jones added a career-long 67-yarder to give him 96 yards on four carries in the first quarter alone.

Rodgers was 19 of 28 for 199 yards. Adams had four catches for 57 yards.

Osweiler was 23 of 37 for 213 yards in his fifth start for the injured Ryan Tannehill. Miami had 294 yards of total offense.

But Osweiler was sacked six times, including three times over a four-play span in the fourth quarter.

OFFICIALS — Referee: Clay Martin (19); Umpire: Fred Bryan (11); Down Judge: Danny Short (113); Line Judge: Kent Payne (79); Field Judge: David Meslow (118); Side Judge: Brad Freeman (88); Back Judge: Gregory Wilson (119); Replay Official: Tom Sireman

STARTING LINEUPS

Miami Dolphins

Offense		Defense	
WR	11 D.Parker	DE	91 C.Wake
LT	74 Z.Sherrup	DT	56 D.Godchaux
LG	64 J.Brendel	DT	93 A.Spence
C	66 T.Swanston	DE	94 R.Dunn
RG	77 J.Davis	LB	47 K.Ahonso
RT	79 S.Young	LB	52 R.McMillan
TE	83 N.O'Leary	LB	55 J.Baker
QB	8 B.Osweiler	CB	25 X.Howard
RB	21 F.Gore	CB	28 B.McCain
WR	80 D.Amenolia	CB	29 M.Fitzpatrick
WR	10 K.Sills	S	22 T.McDonald
		RB	33 A.Jones

Green Bay Packers

Offense		Defense	
LT	69 D.Bakhtiari	NT	97 K.Clark
LG	66 L.Taylor	DE	76 M.Daniels
C	93 A.Clinsey	OLB	52 C.Matthews
RG	74 B.Bell	ILB	50 B.Matthews
LB	78 B.Bulaga	ILB	44 A.Morrison
TE	80 J.Graham	OLB	53 N.Perry
CB	84 L.Kendricks	CB	23 J.Breeland
WR	17 D.Adams	CB	26 B.Breeland
WR	83 M.Valdes-Scantling	CB	37 J.Jackson
WR	80 D.Amenolia	CB	38 T.Williams
WR	10 K.Sills	S	29 K.Brice

GREEN BAY SUBSTITUTIONS — K 2 M.Crosby, P 6 J.Scott, WR 19 E.St. Brown, S 27 J.Jones, CB 28 T.Brown, RB 30 J.Williams, RB 32 T.Caron, S 36 R.Greene, LB 42 O.Burks, LS 43 H.Bradley, LB 51 K.Fackrell, LB 54 J.Crawford, LB 56 K.Tonner, G 62 L.Patrick, G 64 J.McCaw, T 78 J.Spriggs, WR 82 J.Moore, TE 85 R.Tonyan, TE 89 M.Lewis, DL 90 M.Adams, LB 93 R.Gilbert, DL 94 D.Lovely, DL 95 T.Lancaster, **DID NOT PLAY** — QB 9 D.Kizer, **INACTIVES** — QB 8 T.Boye, WR 18 R.Cobb, CB 20 K.King, CB 25 W.Redmond, DB 39 J.Campbell, 116-70 A.Light.

FIELD GOALS (made / & missed)

J.Sanders (37) (25) (47) (40)

M.Crosby (38)

VISITOR:		HOME:			
Miami Dolphins		Green Bay Packers			
Qtr	Time	Play Description (Extra Point) (Drive Info)	Qtr	Time	Play Description (Extra Point) (Drive Info)
1	6:07	D.Adams 7 yd. pass from A.Rodgers (M.Crosby kick) (8-70, 4:54)	1	6:07	D.Adams 7 yd. pass from A.Rodgers (M.Crosby kick) (8-70, 4:54)
1	1:18	J.Sanders 37 yd. Field Goal (7-31, 3:20)	1	1:18	J.Sanders 37 yd. Field Goal (7-31, 3:20)
2	14:53	A.Jones 2 yd. run (M.Crosby kick) (3-71, 1:25)	2	14:53	A.Jones 2 yd. run (M.Crosby kick) (3-71, 1:25)
2	10:29	J.Sanders 25 yd. Field Goal (10-78, 4:24)	2	10:29	J.Sanders 25 yd. Field Goal (10-78, 4:24)
2	2:49	J.Sanders 47 yd. Field Goal (4-6, 1:23)	2	2:49	J.Sanders 47 yd. Field Goal (4-6, 1:23)
3	11:43	J.Sanders 40 yd. Field Goal (4-6, 1:23)	3	11:43	J.Sanders 40 yd. Field Goal (4-6, 1:23)
3	9:33	A.Jones 10 yd. run (M.Crosby kick) (5-60, 2:10)	3	9:33	A.Jones 10 yd. run (M.Crosby kick) (5-60, 2:10)
3	7:25	D.Adams 25 yd. pass from A.Rodgers (M.Crosby kick) (3-12, 1:27)	3	7:25	D.Adams 25 yd. pass from A.Rodgers (M.Crosby kick) (3-12, 1:27)
4	8:53	M.Crosby 38 yd. Field Goal (11-60, 5:58)	4	8:53	M.Crosby 38 yd. Field Goal (11-60, 5:58)

GREEN BAY DEFENSIVE STATISTICS (official)

UT	A	TEL	TI	Sck	QBH	FF	FR	Int	PD
9	1	0	10	0-0	0	0	0-0	0	0-0
5	2	0	7	0-0	1	0	0-0	0	0-0
6	0	1	6	1-7	0	0	0-0	0	0-0
5	1	1	6	1-9	0	0	0-0	0	0-0
3	3	0	6	0-0	0	0	0-0	0	0-0
5	0	0	5	0-0	0	0	0-0	0	0-0
5	0	1	5	1-8	0	0	0-0	1	0-0
2	2	1	4	0-0	2	0	0-0	0	0-0
2	0	0	2	0-0	0	0	0-0	0	0-0
2	0	0	2	0-0	0	0	0-0	0	0-0
Totals	50	15	7	65	6-50	7	0	1	1-26

Miami Dolphins											
RUSHING		ATT	YDS	AVG	LG	TD					
F.Gore	13	90	6.9	39	0						
K.Drake	8	27	3.4	6	0						
L.Carroo	1	14	14.0	14	0						
B.Osweller	1	0	0.0	0	0						
Total	23	131	5.7	39	0						
Green Bay Packers											
RUSHING		ATT	YDS	AVG	LG	TD					
A.Jones	15	145	9.7	67	2						
R.Greene	1	26	26.0	26	0						
A.Rodgers	6	21	3.5	9	0						
J.Williams	3	3	1.0	2	0						
Total	25	195	7.8	67	2						
Atlanta Falcons											
PASSING		ATT	CMP	YDS	SKYD	TD	LG	IN	RT		
A.Rodgers	28	19	199	2/17	2	30	0	112.1			
Total	28	19	199	2/17	2	30	0	112.1			
New York Jets											
PASS RECEIVING		NO	YDS	AVG	LG	TD					
M.Valdes-Scantling	6	44	7.3	11	0						
D.Adams	4	57	14.3	25t	0						
A.Jones	3	27	9.0	19	0						
L.Kendricks	2	24	12.0	18	0						
E.St. Brown	2	3	1.5	2	0						
M.Lewis	1	30	30.0	30	0						
J.Graham	1	14	14.0	14	0						
Total	19	199	10.5	30	2						

		Visitor	Home
		Dolphins	Packers
TOTAL FIRST DOWNS	19	21	
By Rushing	6	10	
By Passing	11	11	
By Penalty	2	0	
THIRD-DOWN EFFICIENCY	4-14-29%	4-10-40%	
FOURTH-DOWN EFFICIENCY	3-4-75%	1-2-50%	
TOTAL NET YARDS	294	377	
Total Offensive Plays	66	55	
Average gain per offensive play	4.5	6.9	
NET YARDS RUSHING	131	195	
Total Rushing Plays	23	25	
Average gain per rushing play	5.7	7.8	
Tackles for a loss-number and yards	0-0	1-1	
NET YARDS PASSING	163	182	
Times thrown - yards lost att. to pass	6-50	2-17	
Gross yards passing	213	199	
PASS ATT-COMP-INT	37-23-1	28-19-0	
Average gain per pass play	3.8	6.1	
KICKOFFS Number-In EZ-Touchbacks	5-2-2	6-3-1	
PUNTS Number and Average	2-38.5	2-18.5	
Had Blocked	0	1	

		Visitor	Home
		Dolphins	Packers
FGs - PATs had blocked	0-0	0-0	
Net Punting Average	19.0	18.5	
TOTAL RETURN YARDS (not inc. kickoffs)	0	45	
No. and Yards Punt Returns	0-0	1-19	
No. and Yards Kickoff Returns	5-97	2-34	
No. and Yards Interception Returns	0-0	1-26	
PENALTIES Number and Yards	3-10	6-45	
FUMBLES Number and Lost	1-1	1-1	
TOUCHDOWNS	0	4	
Rushing	0	2	
Passing	0	2	
EXTRA POINTS Made-Attempts	0-0	4-4	
Kicking Made-Attempts	0-0	4-4	
FIELD GOALS Made-Attempts	4-4	1-1	
RED-ZONE EFFICIENCY	0-3-0%	4-4-100%	
GOAL-TO-GO EFFICIENCY	0-1-0%	3-3-100%	
SAFETIES	0	0	
FINAL SCORE	12	31	
TIME OF POSSESSION	32:03	27:57	

SEATTLE (AP) — After a shaky beginning, Russell Wilson got hot in the fourth quarter. Bobby Wagner and Seattle's defense stymied Aaron Rodgers and the Seahawks stayed in the middle of the NFC playoff race.

Wilson threw for 225 yards, and his 15-yard touchdown pass to Ed Dickson with 5:08 left was the difference in the Seahawks' 27-24 victory over the Green Bay Packers on Thursday night.

In a key matchup in the battle for the two NFC wild-card spots, Seattle (5-5) snapped a two-game losing streak by overcoming an early 14-3 deficit. Wilson was inconsistent at times early, but was more accurate in the fourth quarter, capping the winning drive by recognizing a blitz and hitting Dickson quickly for his second TD pass of the night.

Seattle still has not lost three straight games since the middle of the 2011 season, and the Seahawks finally closed out a one-score victory after consecutive close losses to the Chargers and Rams. Seattle was 1-8 in its previous nine games decided by one score.

Rodgers had a huge first half and threw for 332 yards, but the Packers (4-5-1) had just one scoring drive in the second half, helped by a 57-yard strike from Rodgers to Davante Adams. Rodgers threw a pair of touchdown passes in the first half, but never got the ball back after Green Bay punted with 4:20 left. Seattle got first-down runs from Wilson and Mike Davis and finished the game kneeling three times. Chris Carson rushed for 83 yards and a touchdown, overcoming the mistake of fumbling on the first play of the game and setting up Green Bay's opening score. Tyler Lockett had two key receptions late in the fourth quarter and Doug Baldwin had his first TD catch of the season for Seattle.

Rodgers was 21-of-30 passing with 10 of those going to Adams for 166 yards receiving. Backup tight end Robert Toneyan had the first catch of his career on for a 54-yard touchdown to give Green Bay an early 14-3 lead. The Packers led 21-17 at halftime after Aaron Jones caught a 24-yard TD pass from Rodgers in the final minute of the half, but Green Bay's offense was stymied in the second half.

Jones finished with 40 yards rushing after going for a career-high 145 a week ago. Rodgers was sacked five times, four of those in the second half. The Packers gained just 11.4 yards in the second half, half coming on the one throw from Rodgers to Adams. That pass set up Mason Crosby's 36-yard field goal with 8:23 left to give Green Bay a 24-20 lead.

Wilson had one more answer. Wilson hit Lockett on consecutive plays for 18 yards — to convert a third-down — and 34 yards to the Seattle in front.

That proved to be enough. On Green Bay's next drive, Rodgers short-hopped a pass on third-and-2.

Rather than going for it on fourth down, Green Bay punted and never got the ball back.

OFFICIALS — Referee: Tony Corrente (99). Umpire: Alan Eck (79). Down Judge: Patrick Turner (13). Line Judge: Tim Podreza (47). Field Judge: Keith Washington (7). Side Judge: Ryan Dickson (29). Back Judge: Todd Pukrop (30). Replay Official: Louis Mazzaro

STARTING LINEUPS

Green Bay Packers						Seattle Seahawks					
Offense			Defense			Offense			Defense		
WR	19 E.St. Brown	NT	97 K.Clark	WR	89 D.Baldwin	DE	93 B.Blackson	LT	69 D.Bakhtiari	DE	76 D.Daniels
LG	65 L.Taylor	OLB	52 C.Matthews	LG	64 J.Sweezy	LDI	90 J.Red	RT	85 F.Black	OLB	50 B.Martinez
C	73 C.Linsley	ILB	50 B.Martinez	C	68 J.Birt	ROE	51 B.Mingo	RT	51 K.Fackell	ILB	54 B.Wagner
RG	64 B.Bell	ILB	40 A.Morrison	RG	76 D.Fluher	OLB	55 B.Black	TE	80 J.Graham	OLB	23 J.Alexander
TE	80 J.Graham	OLB	51 K.Fackell	TE	65 G.Ifeid	MLB	54 B.Wagner	CB	28 B.Breeland	CB	26 S.Griffin
WR	17 D.Adams	CB	23 J.Alexander	TE	81 N.Vannett	CB	28 J.Coleman	WR	16 T.Lockett	CB	37 T.Flowers
WR	83 M.Valdes-Scantling	CB	37 J.Jackson	WR	16 T.Lockett	LCB	26 S.Griffin	CB	3 R.Wilson	SS	30 B.McDougal
QB	12 A.Rodgers	S	36 T.Williams	QB	83 D.Moore	RSB	37 T.Flowers	CB	12 A.Rodgers	SS	30 B.McDougal
RB	33 A.Jones	S	27 J.Jones	RB	32 C.Carlson	FS	33 T.Robinson	RB	33 A.Jones	FS	33 T.Robinson

GREEN BAY SUBSTITUTIONS — K 2 M.Crosby, P 6 J.Scott, WR 11 T.Davis, CB 25 W.Redmond, CB 28 T.Brown, RB 30 B.Williams, RB 32 T.Carson, S 36 R.Greene, S 39 I.Campbell, LB 42 O.Burks, LS 43 J.Brady, LB 54 J.Crawford, LB 56 K.Towner, G 64 J.McCray, T 78 J.Springgs, WR 82 J.Moore, TE 84 L.Kendricks, TE 85 R.Toneyan, TE 88 M.Lewis, DL 90 M.Adams, LB 93 R.Gilbert, DL 94 D.Lowry, DL 95 T.Lancaster, **DID NOT PLAY** — QB 9 D.Kizer, **INACTIVES** — QB 8 T.Boyle, WR 18 R.Cobb, CB 20 K.Krice, LB 53 N.Perry, G 62 L.Patrick, T/G 70 A.Light.

M.Crosby						S.Jankowski					
VISITOR:			Green Bay Packers			Home			Seattle Seahawks		
HOME:			Seattle Seahawks			Green Bay Packers			Seattle Seahawks		
Team			Qtr			Time			Play Description (Extra Point), (Drive Info)		
1	13:46	A.Jones 8 yd, run (M.Crosby kick) (5-23, 1:07)	1	14	2	3	4	10	1	1	1
2	6:00	S.Jankowski 33 yd, Field Goal (9-42, 4:46)	2	14	7	0	3	0	0	0	0
3	3:10	R.Toneyan 34 yd, pass from A.Rodgers (M.Crosby kick) (6-5, 2:50)	3	14	14	0	10	0	0	0	0
4	8:03	D.Baldwin 6 yd, pass from R.Wilson (S.Jankowski kick) (14-71, 7:31)	4	14	14	0	10	0	0	0	0
5	3:22	C.Carlson 1 yd, run (S.Jankowski kick) (3-10, 1:25)	5	14	14	0	10	0	0	0	0
6	0:44	A.Jones 24 yd, pass from A.Rodgers (M.Crosby kick) (9-75, 2:36)	6	14	14	0	10	0	0	0	0
7	0:21	S.Jankowski 43 yd, Field Goal (15-52, 6:50)	7	14	14	0	10	0	0	0	0
8	8:23	S.Jankowski 36 yd, Field Goal (7-37, 3:51)	8	14	14	0	10	0	0	0	0
9	5:08	E.Dickson 15 yd, pass from R.Wilson (S.Jankowski kick) (7-75, 3:15)	9	14	14	0	10	0	0	0	0

GREEN BAY DEFENSIVE STATISTICS (official)

UT										UT										
TEL			TEL			TEL			TEL			TEL			TEL			TEL		
A			A			A			A			A			A			A		
TEL			TEL			TEL			TEL			TEL			TEL			TEL		
A			A			A			A			A			A			A		
TEL			TEL			TEL			TEL			TEL			TEL			TEL		
A			A			A			A			A			A			A		
TEL			TEL			TEL			TEL			TEL			TEL			TEL		
A			A			A			A			A			A			A		
TEL			TEL			TEL			TEL			TEL			TEL			TEL		
A			A			A			A			A			A			A		
TEL			TEL			TEL			TEL			TEL			TEL			TEL		
A			A			A			A			A			A			A		
TEL			TEL			TEL			TEL			TEL			TEL			TEL		
A			A			A			A			A			A			A		
TEL			TEL			TEL			TEL			TEL			TEL			TEL		
A			A			A			A			A			A			A		
TEL			TEL			TEL			TEL			TEL			TEL			TEL		
A			A			A			A			A			A			A		
TEL			TEL			TEL			TEL			TEL			TEL			TEL		
A			A			A			A			A			A			A		
TEL			TEL			TEL			TEL			TEL			TEL			TEL		
A			A			A			A			A			A			A		
TEL			TEL			TEL			TEL			TEL			TEL			TEL		
A			A			A			A			A			A			A		
TEL			TEL			TEL			TEL			TEL			TEL			TEL		
A			A			A			A			A			A			A		
TEL			TEL			TEL			TEL			TEL			TEL			TEL		
A			A			A			A			A			A			A		
TEL			TEL			TEL			TEL			TEL			TEL			TEL		
A			A			A			A			A			A			A		
TEL			TEL			TEL			TEL			TEL			TEL			TEL		
A			A			A			A			A			A			A		
TEL			TEL			TEL			TEL			TEL			TEL			TEL		
A			A			A			A			A			A			A		
TEL			TEL			TEL			TEL			TEL			TEL			TEL		
A			A			A			A			A			A			A		
TEL			TEL			TEL			TEL			TEL			TEL			TEL		
A			A			A			A			A			A			A		
TEL			TEL			TEL			TEL			TEL			TEL			TEL		
A			A			A			A			A			A			A		
TEL			TEL			TEL			TEL			TEL			TEL			TEL		
A			A			A			A			A			A			A		
TEL			TEL			TEL			TEL			TEL			TEL			TEL		
A			A			A			A			A			A			A		
TEL			TEL			TEL			TEL			TEL			TEL			TEL		
A			A			A			A			A			A			A		
TEL			TEL			TEL			TEL			TEL			TEL			TEL		
A			A			A			A			A			A			A		
TEL			TEL			TEL			TEL			TEL			TEL			TEL		
A			A			A			A			A			A			A		
TEL			TEL			TEL			TEL			TEL			TEL			TEL		
A			A			A			A			A			A			A		
TEL			TEL			TEL			TEL			TEL			TEL			TEL		
A			A			A			A			A			A			A		
TEL			TEL			TEL			TEL			TEL			TEL			TEL		
A			A			A			A			A			A			A		
TEL			TEL			TEL			TEL			TEL			TEL			TEL		
A			A			A			A			A			A			A		
TEL			TEL			TEL			TEL			TEL			TEL			TEL		
A			A			A			A			A			A			A		
TEL			TEL			TEL			TEL			TEL			TEL			TEL		
A			A			A			A			A			A			A		
TEL			TEL			TEL			TEL			TEL			TEL			TEL		
A			A			A			A			A			A			A		
TEL			TEL			TEL			TEL			TEL			TEL			TEL		
A			A			A			A			A			A			A		
TEL			TEL			TEL			TEL			TEL			TEL			TEL		
A			A			A			A			A			A			A		
TEL			TEL			TEL			TEL			TEL			TEL			TEL		
A			A			A			A			A			A			A		
TEL			TEL			TEL			TEL			TEL			TEL			TEL		
A			A			A			A			A			A			A		
TEL			TEL			TEL			TEL			TEL			TEL			TEL		
A			A			A			A			A			A			A		
TEL			TEL			TEL			TEL			TEL			TEL			TEL		
A			A			A			A			A			A			A		
TEL			TEL			TEL			TEL			TEL			TEL			TEL		
A			A			A			A			A			A			A		
TEL			TEL			TEL			TEL			TEL			TEL			TEL		
A			A			A			A			A			A			A		
TEL			TEL			TEL			TEL			TEL			TEL			TEL		
A			A			A			A			A			A			A		
TEL			TEL			TEL			TEL			TEL			TEL			TEL		
A			A			A			A			A			A			A		
TEL			TEL			TEL			TEL			TEL			TEL			TEL		
A			A			A			A			A			A			A		
TEL			TEL			TEL			TEL			TEL			TEL			TEL		
A			A			A			A			A			A			A		
TEL			TEL			TEL			TEL			TEL			TEL			TEL		
A			A			A			A			A			A			A		
TEL			TEL			TEL			TEL			TEL			TEL			TEL		
A			A			A			A			A			A			A		
TEL			TEL			TEL			TEL			TEL			TEL			TEL		
A			A			A			A			A			A			A		
TEL			TEL			TEL			TEL			TEL			TEL			TEL		
A			A			A			A			A			A			A		
TEL			TEL			TEL			TEL			TEL			TEL			TEL		
A			A			A			A			A			A			A		
TEL			TEL			TEL			TEL			TEL			TEL			TEL		
A			A			A			A			A			A			A		
TEL			TEL			TEL			TEL			TEL			TEL			TEL		
A			A			A			A			A			A			A		
TEL			TEL			TEL			TEL			TEL			TEL			TEL		
A			A			A			A			A			A			A		
TEL			TEL			TEL			TEL			TEL			TEL			TEL		
A			A			A			A			A			A			A		
TEL			TEL			TEL			TEL			TEL			TEL			TEL		
A			A			A			A			A			A			A		
TEL			TEL			TEL			TEL			TEL			TEL			TEL		
A			A			A			A			A			A			A		
TEL			TEL			TEL			TEL			TEL			TEL			TEL		
A			A			A			A			A			A			A		
TEL			TEL			TEL			TEL			TEL			TEL			TEL		
A			A			A			A			A			A			A		
TEL			TEL			TEL			TEL			TEL			TEL			TEL		
A			A			A			A			A			A			A		
TEL			TEL			TEL			TEL			TEL			TEL			TEL		
A			A			A			A			A			A			A		
TEL			TEL			TEL			TEL			TEL			TEL			TEL		
A			A			A			A			A			A			A		
TEL			TEL			TEL			TEL			TEL			TEL			TEL		
A			A			A			A			A			A			A		
TEL			TEL			TEL			TEL			TEL			TEL			TEL		
A			A			A			A			A			A			A		
TEL			TEL			TEL			TEL			TEL			TEL			TEL		
A			A			A			A			A			A			A		
TEL			TEL			TEL			TEL			TEL			TEL			TEL		
A			A			A			A			A			A			A		
TEL			TEL			TEL			TEL			TEL			TEL			TEL		
A			A			A			A			A			A			A		
TEL			TEL			TEL			TEL			TEL			TEL			TEL		
A			A			A			A			A			A			A		
TEL			TEL			TEL			TEL			TEL			TEL			TEL		
A			A			A			A			A			A			A		
TEL			TEL			TEL			TEL			TEL			TEL			TEL		
A			A			A			A			A			A			A		
TEL			TEL			TEL			TEL			TEL			TEL			TEL		
A			A			A			A			A			A			A		
TEL			TEL			TEL			TEL			TEL			TEL			TEL		
A			A			A			A			A			A			A		
TEL			TEL			TEL			TEL			TEL			TEL			TEL		
A			A			A			A			A			A			A		
TEL			TEL			TEL			TEL			TEL			TEL			TEL		
A			A			A			A			A			A			A		
TEL			TEL			TEL			TEL			TEL			TEL			TEL		
A			A			A			A			A			A			A		
TEL			TEL			TEL			TEL			TEL			TEL			TEL		
A			A			A			A			A			A			A		
TEL			TEL			TEL			TEL			TEL			TEL			TEL		
A			A			A			A			A			A			A		
TEL			TEL			TEL			TEL			TEL			TEL			TEL		
A			A			A			A			A			A			A		
TEL			TEL			TEL			TEL			TEL			TEL			TEL		
A			A			A			A			A			A			A		
TEL			TEL			TEL			TEL			TEL			TEL			TEL		
A			A			A			A			A			A			A		
TEL			TEL			TEL			TEL			TEL			TEL			TEL		
A			A			A			A			A			A			A		
TEL			TEL			TEL			TEL			TEL			TEL			TEL		
A			A			A			A			A			A			A		
TEL			TEL			TEL			TEL			TEL			TEL			TEL		
A			A			A			A			A			A			A		
TEL			TEL			TEL			TEL			TEL			TEL			TEL		
A			A			A			A			A			A			A		
TEL			TEL			TEL			TEL			TEL			TEL			TEL		
A			A			A			A			A			A			A		
TEL			TEL			TEL			TEL			TEL			TEL			TEL		
A			A			A			A			A			A			A		
TEL			TEL			TEL			TEL			TEL			TEL			TEL		
A			A			A			A			A			A			A		
TEL			TEL			TEL			TEL			TEL			TEL			TEL		
A			A			A			A			A			A			A		
TEL			TEL			TEL			TEL			TEL			TEL			TEL		
A			A			A			A			A			A			A		
TEL			TEL			TEL			TEL			TEL			TEL			TEL		
A			A			A			A			A			A			A		
TEL			TEL			TEL			TEL			TEL			TEL			TEL		
A			A			A			A			A			A			A		
TEL			TEL			TEL			TEL			TEL			TEL			TEL		
A			A			A			A			A			A			A		
TEL			TEL			TEL			TEL			TEL			TEL			TEL		
A			A			A			A			A			A			A		
TEL			TEL			TEL			TEL			TEL			TEL			TEL		
A			A			A			A			A			A			A		
TEL			TEL			TEL														



MINNESOTA 24, GREEN BAY 17

U.S. Bank Stadium, Sunday, Nov. 25, 2018. Attendance: 66,872. Time: 3:07. Weather: Indoors.

GAME 11

MINNEAPOLIS (AP) — Once Kirk Cousins and the Minnesota Vikings took the lead on Green Bay, they played with a fierce refusal to let it go.

They held onto the ball with the same determination. Cousins bounced back from his worst game of the season with 342 passing yards and three touchdowns without a fumble or an interception, and the Vikings overcame some early gaffes to outlast the depleted Packers for a 24-17 victory on Sunday night. Completing 29 of his 38 attempts, Cousins found Davin Cook, Sheldon Diggs and Adam Thielen for scores. Diggs and Thielen had eight receptions apiece.

Sheldon Richardson had two sacks to lead the defense's game-long stifling of Aaron Rodgers, and the Vikings (6-4-1) pushed the Packers (4-6-1) further back in the NFC wild card race.

Rodgers threw a touchdown pass to Davante Adams and Aaron Jones scored on a short run for a 14-7 lead early in the second quarter, but the Packers fell to 0-6 on the road this season and 1-5-1 against the Vikings in their last seven meetings. Their final seven possessions produced only one field goal, with five punts and one turnover on downs.

With Randall Cobb out (hamstring) for a sixth game this season and rookies Equanimeous St. Brown (elbow) and Trevor Davis (hamstring) forced out in the second half, Rodgers didn't have much to work with down the field. Left guard Lane Taylor (quadriceps) departed in the third quarter and left tackle David Bakhtiari (knee) was sidelined briefly in the second half, leaving the protection shaky at best. Rodgers finished 17 for 28 for 198 yards, without a turnover.

The Packers failed to move the chains on eight of 10 third downs. Jones was stuffed on fourth-and-inches by Harrison Smith, Danielle Hunter and Eric Kendricks midway through the third quarter, giving the Vikings the ball at the Green Bay 44. That set up a 37-yard field goal by Dan Bailey for Minnesota's first lead of the game.

OFFICIALS — Referee: Bill Vinovich (52); Umpire: Bruce Sintesky (102); Down Judge: Phil McKinney (110); Line Judge: Mark Periman (9); Field Judge: Meeri Robinson (31); Side Judge: Gary Cavalitto (60); Back Judge: Steve Patrick (17); Replay Official: Mark Buttenworth

STARTING LINEUPS

Green Bay Packers						Minnesota Vikings					
Offense			Defense			Offense			Defense		
WR	19	E.St. Brown	DE	97	K.Clark	WR	19	A.Thielen	LE	99	D.Hunter
LT	69	D.Bakhtiari	NT	95	T.Lancaster	LT	71	R.Beft	DT	93	S.Richardson
LG	65	L.Taylor	DE	94	D.Lowry	LG	79	T.Compton	NT	98	L. Joseph
C	63	C.Linsley	OLB	52	C.Matthews	C	65	P.Elleman	RE	97	E.Grenten
RG	74	B.Bell	ILB	50	B.Matthews	RG	74	M.Remmers	MLB	54	E.Kendricks
RT	75	B.Bulaga	ILB	44	A.Morrison	RT	75	B.O'Neill	SLB	55	A.Barr
TE	89	M.Lewis	OLB	51	K.Fackell	TE	82	K.Rudolph	CB	20	M.Alexander
WR	17	D.Adams	CB	23	J.Alexander	WR	14	S.Diggs	LCB	26	T.Waynes
WR	83	M.Valdes-Scantling	CB	37	J.Jackson	WR	8	K.Cousins	RB	29	X.Rhodes
QB	12	A.Rodgers	S	38	T.Williams	TE	83	T.Comkinn	MB	41	A.Harris
RB	33	A.Jones	S	29	K.Brice	HB	33	D.Cook	FS	22	H.Smith

GREEN BAY SUBSTITUTIONS — K 2 M.Crosby, P 6 J.Scott, WR 11 T.Davis, CB 25 W.Redmond, S 27 J.Jones, CB 28 T.Brown, RB 30 J.Williams, RB 22 T.Carson, S 39 I.Campbell, LB 42 O.Burks, LS 43 H.Brady, LB 54 J.Crawford, LB 56 K.Towner, G 62 L.Pattick, G 64 J.McCray, T 78 J.Spring, TE 80 J.Graham, WR 82 J.Moore, TE 84 L.Kendricks, TE 85 R.Troyan, DL 90 M.Adams, LB 93 R.Gilbert. **DID NOT PLAY** — QB 9 D.Drew, DT 99 J.Looney, **INACTIVES** — QB 8 T.Bryant, WR 18 R.Cobb, CB 20 K.King, CB 26 B.Breedand, S 36 R.Greene, T/G 70 A.Light, DL 76 M.Daniels.

FIELD GOALS (made 1 & missed)

M.Crosby		(38)		D.Bailey		48W, 56WR (37)		OT	
VISITOR:	Green Bay Packers		1	2	3	4	0	17	Total
HOME:	Minnesota Vikings		7	7	10	0	0	24	

GREEN BAY DEFENSIVE STATISTICS (official)

UT	A	TEL	TT	Sck	QBH	FF	FR	INT	PD
8	4	0	12	0-0	0	0	0	0	0-0
7	2	0	9	0-0	0	0	0	0	0-0
6	2	1	8	0-0	0	0	0	0	0-0
5	2	0	8	0-0	0	0	0	0	0-0
4	2	0	8	0-0	0	0	0	0	0-0
3	3	1	6	-1-9	2	0	0	0	0-0
2	3	0	6	0-0	0	0	0	0	0-0
1	3	0	1	0-0	0	0	0	0	0-0
Totals	56	19	7	75	2-17	4	0	0	0-0

Green Bay Packers									
RUSHING	ATT	YDS	AVG	LG	TD	PASSING	ATT	CMP	YDS
A.Jones	17	72	4.2	11	1	A.Rodgers	28	17	198
E.St. Brown	1	5	5.0	5	0	Total	28	17	198
J.Williams	1	5	5.0	5	0	ATT	28	17	198
Total	19	82	4.3	11	1	CMP	17	198	4/26
						YDS	198	4/26	1
						SK/YD	1	36	0
						TD	36	0	94.0

Minnesota Vikings									
RUSHING	ATT	YDS	AVG	LG	TD	PASSING	ATT	CMP	YDS
D.Murray	11	33	3.0	8	0	K.Cousins	38	29	342
L.Murray	10	29	2.9	9	0	Total	38	29	342
D.Cook	6	17	2.8	11	0	ATT	38	29	342
K.Cousins	1	12	12.0	12	0	CMP	29	342	2/17
S.Diggs	1	12	12.0	12	0	YDS	2/17	3	33
C.Ham	1	0	0.0	0	0	SK/YD	3	33	0
Total	29	91	3.1	12	0	TD	33	0	129.5

PASS RECEIVING									
PASS RECEIVING	NO	YDS	AVG	LG	TD	PASS RECEIVING	NO	YDS	AVG
A.Thielen	5	69	13.8	36	1	A.Thielen	8	125	15.6
D.Adams	3	53	17.7	23	0	S.Diggs	8	77	9.6
E.St. Brown	3	21	7.0	10	0	S.Diggs	7	63	9.0
A.Jones	3	34	11.3	25	0	K.Rudolph	3	47	15.7
J.Graham	2	14	7.0	8	0	D.Cook	1	13	13.0
Kendricks	1	4	4.0	4	0	C.Ham	1	11	11.0
M.Lewis	1	3	3.0	3	0	A.Rodgers	1	11	11.0
M.Valdes-Scantling	1	3	3.0	3	0	L.Treadwell	1	6	6.0
Total	17	198	11.6	36	1	Total	29	342	11.8

INTERCEPTIONS									
INTERCEPTIONS	NO	YDS	AVG	LG	TD	INTERCEPTIONS	NO	YDS	AVG
Total	0	0	0.0	0	0	Total	0	0	0.0

PUNTING									
PUNTING	NO	YDS	AVG	NET	TB	IN20	LG	LG	LG
J.Scott	6	276	46.0	39.3	1	3	56	56	59
Total	6	276	46.0	39.3	1	3	56	56	59

PUNT RETURNS									
PUNT RETURNS	NO	YDS	AVG	FC	LG	TD	PUNT RETURNS	NO	YDS
T.Williams	2	23	11.5	0	23	0	M.Shierls	2	20
T.Davis	1	13	13.0	1	13	0	(downed)	1	0
Returns	3	36	12.0	1	23	0	(out of bounds)	1	0

KICK RETURNS									
KICK RETURNS	NO	YDS	AVG	FC	LG	TD	KICK RETURNS	NO	YDS
J.Williams	1	23	23.0	0	23	0	(tback)	1	0
Returns	1	4	0.0	0	0	0	(tback)	1	0

FUMBLES									
FUMBLES	Fum	Lost	Rec	Yds	TD	FF	Rec	Yds	TD
T.Williams	1	1	0	0	0	0	0	0	0
Total	1	1	0	0	0	0	0	0	0

TOTAL FIRST DOWNS									
TOTAL FIRST DOWNS	By Rushing	By Passing	By Penalty	By Punting	By Fumbles	By Kickoffs	By Punting	By Passing	By Penalty
By Rushing	14	22	4	18	0	0	By Rushing	14	22
By Passing	5	4	18	0	0	0	By Passing	5	4
By Penalty	1	0	0	0	0	0	By Penalty	1	0
By Punting	0	0	0	0	0	0	By Punting	0	0
By Fumbles	0	0	0	0	0	0	By Fumbles	0	0
By Kickoffs	0	0	0	0	0	0	By Kickoffs	0	0
Total	20	30	12	18	0	0	Total	20	30

THIRD-DOWN EFFICIENCY									
THIRD-DOWN EFFICIENCY	2-10-20%	7-14-50%	0-1-0%	0-1-0%	0-1-0%	0-1-0%	2-10-20%	7-14-50%	0-1-0%
By Rushing	1	0	0	0	0	0	1	0	0
By Passing	1	0	0	0	0	0	1	0	0
By Penalty	1	0	0	0	0	0	1	0	0
By Punting	1	0	0	0	0	0	1	0	0
By Fumbles	1	0	0	0	0	0	1	0	0
By Kickoffs	1	0	0	0	0	0	1	0	0
Total	6	0	0	0	0	0	6	0	0

FOURTH-DOWN EFFICIENCY									
FOURTH-DOWN EFFICIENCY	2-10-20%	7-14-50%	0-1-0%	0-1-0%	0-1-0%	0-1-0%	2-10-20%	7-14-50%	0-1-0%
By Rushing	1	0	0	0	0	0	1	0	0
By Passing	1	0	0	0	0	0	1	0	0
By Penalty	1	0	0	0	0	0	1	0	0
By Punting	1	0	0	0	0	0	1	0	0
By Fumbles	1	0	0	0	0	0	1	0	0
By Kickoffs	1	0	0	0	0	0	1	0	0
Total	6	0	0	0	0	0	6	0	0

TOTAL NET YARDS									
TOTAL NET YARDS	By Rushing	By Passing	By Penalty	By Punting	By Fumbles	By Kickoffs	By Rushing	By Passing	By Penalty
By Rushing	14	22	4	18	0	0	By Rushing	14	22
By Passing	5	4	18	0	0	0	By Passing	5	4
By Penalty	1	0	0	0	0	0	By Penalty	1	0
By Punting	0	0	0	0	0	0	By Punting	0	0
By Fumbles	0	0	0	0	0	0	By Fumbles	0	0
By Kickoffs	0	0	0	0	0	0	By Kickoffs	0	0
Total	20	30	12	18	0	0	Total	20	30

NET YARDS RUSHING									
NET YARDS RUSHING	Total Rushing Plays	Average gain per rushing play	Tackles for a loss-number and yards	Times thrown - yards lost att. to pass	Gross yards passing	Net yards passing	Total Rushing Plays	Average gain per rushing play	Tackles for a loss-number and yards
Total Rushing Plays	19	4.3	4-6	4-26	198	198	Total Rushing Plays	19	4.3
Average gain per rushing play	29	3.1	3-3	3-3	342	342	Average gain per rushing play	29	3.1
Tackles for a loss-number and yards	4-6	4-6	4-6	4-26	198	198	Tackles for a loss-number and yards	4-6	4-6
Times thrown - yards lost att. to pass	4-26	4-26	4-26	4-26	198	198	Times thrown - yards lost att. to pass	4-26	4-26
Gross yards passing	198	342	342	342	198	198	Gross yards passing	198	342
Net yards passing	198	342	342	342	198	198	Net yards passing	198	342
Total Rushing Plays	19	4.3	4-6	4-26	198	198	Total Rushing Plays	19	4.3
Average gain per rushing play	29	3.1	3-3	3-3	342	342	Average gain per rushing play	29	3.1
Tackles for a loss-number and yards	4-6	4-6	4-6	4-26	198	198	Tackles for a loss-number and yards	4-6	4-6
Times thrown - yards lost att. to pass	4-26	4-26	4-26	4-26	198	198	Times thrown - yards lost att. to pass	4-26	4-26
Gross yards passing	198	342	342	342	198	198	Gross yards passing	198	342
Net yards passing	198	342	342	342	198	198	Net yards passing	198	342
Total Rushing Plays	19	4.3	4-6	4-26	198	198	Total Rushing Plays	19	4.3
Average gain per rushing play	29	3.1	3-3	3-3	342	342	Average gain per rushing play	29	3.1
Tackles for a loss-number and yards	4-6	4-6	4-6	4-26	198	198	Tackles for a loss-number and yards	4-6	4-6
Times thrown - yards lost att. to pass	4-26	4-26	4-26	4-26	198	198	Times thrown - yards lost att. to pass	4-26	4-26
Gross yards passing	198	342	342	342	198	198	Gross yards passing	198	342
Net yards passing	198	342	342	342	198	198	Net yards passing	198	342
Total Rushing Plays	19	4.3	4-6	4-26	198	198	Total Rushing Plays	19	4.3
Average gain per rushing play	29	3.1	3-3	3-3	342	342	Average gain per rushing play	29	3.1
Tackles for a loss-number and yards	4-6	4-6	4-6	4-					



2018 UPDATED BIOGRAPHIES

THROUGH WEEK 12

17 Davante Adams, WR, 5th Year, Fresno State

- Has 32 receiving touchdowns since 2016, tied for No. 1 in the league over that span with Steelers WR Antonio Brown (32). Has caught at least one TD pass in 25 games since '16, tops in the NFL over that span.
- Is the only player in the NFL with 70-plus receptions and 10-plus TD catches in each of the last three seasons (2016-18). Joins WR Sterling Sharpe (1992-94) as the only players in team history to accomplish the feat in three straight seasons.
- Is the lone player in the NFL to have 10-plus receiving TDs each of the past three seasons. Joins WR Don Hutson (1941-43) and Sharpe (1992-94) as the only players in team history to do so in three straight seasons.
- Leads the league with 23 receiving TDs in the red zone since 2016, four more than any other player.
- Has posted 314 catches since entering the league in 2014, the third most in franchise history by a player in his first five NFL seasons behind Sharpe (389) and WR Greg Jennings (322). His 36 career receiving TDs are tied for the third most in team annals by a player in his first five seasons behind only WR Antonio Freeman (42) and Jennings (40).
- Led the team with 74 catches for a team-high 885 yards (12.0 avg.) and 10 TDs in 2017. Was tied for No. 2 in the NFL in TD receptions and was named to his first career Pro Bowl (injury replacement for Falcons WR Julio Jones).

2018 SEASON: Has started all 10 games and leads the team with a career-high 77 receptions for a career-best 1,022 yards (13.3 avg.) and a team-high 10 TDs...Ranks No. 4 in the NFL in receiving TDs, tied for No. 6 in receptions and No. 8 in receiving yards...Leads the league with nine TD catches in the red zone...Has posted a TD catch in eight games this season, tied for No. 2 in the NFL...His 77 receptions are the most in team history through the first 11 games of the season...Registered five-plus receptions in each of the first eight games this season, the first player in franchise history to accomplish that feat...Has a team-high 13 receptions of 20-plus yards...Leads the league with 383 receiving yards on third down and is tied for No. 3 with 20 receptions on third down...Is tied for No. 1 in the NFL with four 130-yard receiving games this season, tied for the second most in a season in franchise history (Hutson, five in 1942)...Has averaged 105.3 receiving yards per game since Week 5, No. 3 in the league over that span.

►**Vs. Chicago (Sept. 9):** Started and played 59 of 60 snaps, hauling in five passes for 88 yards (17.6 avg.) and a TD...It marked his fourth straight game with a receiving TD against the Bears, giving him five TDs over that span...Early in the fourth quarter, created separation on a double move, beating CB Prince Amukamara as he hauled in QB Aaron Rodgers' pass near the Green Bay 40 before taking it down the middle of the field to the Chicago 24 for a 51-yard gain...Three plays later, caught a short pass from Rodgers just inside the 10 before beating Amukamara down the sideline as he got to the pylon for the 12-yard TD.

►**Vs. Minnesota (Sept. 16):** Started and played 75 of 77 snaps, leading the team with eight receptions for 64 yards (8.0 avg.) and a TD...It marked his third straight game with a TD catch against the Vikings and his career-high fourth consecutive regular-season game overall with a TD reception...Early in the second quarter, caught a quick-out from Rodgers near the 2-yard line, eluding LB Anthony Barr and CB Xavier Rhodes on his way to the end zone for the score.

►**At Washington (Sept. 23):** Started and played 68 of 69 snaps, pacing the team with seven receptions for 52 yards (7.4 avg.) and a TD...Scored on a slant on Green Bay's opening drive of the second half, hauling in the pass from Rodgers and fighting through a tackle attempt by CB Quinton Dunbar for the 2-yard score...Extended his franchise record by posting a TD catch in his ninth straight road game, tied for the second-longest streak in NFL history (Eagles WR Mike Quick, nine, 1983-84) behind only Eagles WR Tommy McDonald's streak of 10 straight games in 1959-61...Also extended his streak of consecutive regular-season games with a TD catch to a career-high five straight, the longest by a Packer since WR Randall Cobb's streak of six games in 2014...Became the third Packer

in the last four seasons (James Jones, 2015; Jordy Nelson, 2016) to catch a TD pass in each of the first three games of the season.

►**Vs. Buffalo (Sept. 30):** Started and played all 76 snaps, pacing the team with eight receptions for 81 yards (10.1 avg.)...In the second quarter, made a move to elude CB Tre'Davious White and then caught a pass over the middle from Rodgers for a 25-yard pickup.

►**At Detroit (Oct. 7):** Started and played 71 of 81 snaps despite dealing with a calf injury that limited him during the week...Led the team with nine receptions for 140 yards (15.6 avg.) and a TD, the second-best receiving-yardage output in his career behind only his 156 yards at Tennessee in 2016...Early in the fourth quarter, made an inside move to create separation from CB Darius Slay on the 12-yard TD catch...The score gave him a TD catch in 10 consecutive road games, which tied McDonald for the longest streak in NFL history...Matched his career high with three receptions of 20-plus yards on the afternoon (at Tennessee in 2016, at Philadelphia in 2016), including two on a second-quarter drive, the first a 22-yard pickup on a pass over the middle and the second a 30-yard gain out of the slot as he got past Slay to make the catch down the sideline to the Detroit 9.

►**Vs. San Francisco (Oct. 15):** Started and played 63 of 71 snaps, leading the team with a season-high 10 receptions for 132 yards (13.2 avg.) and two TDs, the third time in his career that he posted 10-plus catches and two-plus receiving TDs in a game as he matches WR Don Hutson (three) for the most in team annals...Is the only player in the league to record 10-plus catches and two-plus receiving TDs in a game each of the past three seasons (2016-18)...Late in the first quarter, found an opening in the middle of the end zone in front of DB Adrian Colbert to haul in a 9-yard TD pass from Rodgers...With the Packers trailing, 30-23, with three minutes to go in the game, got behind LB Reuben Foster to make a 38-yard catch over the middle down to the San Francisco 20...Three plays later, made a leaping catch behind DB Greg Mabin for the 16-yard TD as the Packers tied the game with 1:55 remaining...On the Packers' game-winning drive, helped set up K Mason Crosby's 29-yard FG by beating Mabin off the line and then hauling in a 19-yard pass from Rodgers down the sideline to the San Francisco 9...Posted four catches for 81 yards (20.2 avg.) in the final three minutes of the game.

►**At L.A. Rams (Oct. 28):** Led the team with 133 receiving yards on five receptions (26.6 avg.)...Joined WR James Lofton (1984) as the only players in team history to record 130-plus receiving yards in three consecutive games, and became the first Packer since WR Greg Jennings in 2010 to register three straight 100-yard receiving outings...Is the first NFL player with a streak of three straight games with 130-plus receiving yards since Giants WR Odell Beckham Jr. in 2015 (Nov. 29-Dec. 14)...Set a career high (min. four receptions) with his average of 26.6 yards per catch, highlighted by a pair of 40-plus-yard receptions, the first time in his career that he posted two catches of 40-plus yards in a game...In the first quarter, beat CB Marcus Peters down the left sideline on a stutter-and-go route for 48 yards to the Rams' 22...Late in the third quarter, made a leaping grab of a deep pass down the middle from Rodgers with Peters in coverage for a 41-yard pickup to the Los Angeles 33...On the Packers' go-ahead drive in the fourth quarter, had catches of 15 and 20 yards.

►**At New England (Nov. 4):** Led the team with six receptions for 40 yards (6.7 avg.) and a TD, his 10th straight game with five-plus catches, the third-longest streak in team history behind only Sharpe (18 games in 1993-94, 13 games in 1992-93)...With just under five minutes remaining in the first half, got in front of CB Jonathan Jones in the end zone on third-and-goal from the 2 to make the TD catch.

►**Vs. Miami (Nov. 11):** Matched his career high (six previous times) with two TD catches as part of a four-catch, 57-yard (14.3 avg.) effort...On Green Bay's opening drive, beat CB Bobby McCain on a slant for a 7-yard TD...In the second quarter on a third-and-9, freed himself from CB Xavier Howard to make a 19-yard catch near the sideline...Midway through the third quarter, found an opening to make a catch near the Miami 5 before easily taking it in for a 25-yard TD.

► **At Seattle (Nov. 15):** Led the team with a career-high 166 yards receiving on 10 receptions (16.6 avg.), his sixth career game with 10-plus catches, the third most in team history behind only Sharpe and Donald Driver (seven each)...Became the seventh Packer since 1950 to have 10-plus receptions for 165-plus receiving yards in a game...Posted two catches of 40-plus yards for just the second time in his career (Week 8 at L.A. Rams)...On Green Bay's second drive, beat CB Tre Flowers down the left sideline for a 41-yard catch to the Seattle 36...Early in the fourth quarter, beat CB Shaquill Griffin for a 57-yard catch to the Seattle 17, hauling in the pass with his right hand as Griffin held his left arm.

► **At Minnesota (Nov. 25):** Started and played all 53 snaps, leading the team with five receptions for 69 yards (13.8 avg.) and a TD as he went over the 1,000-yard receiving mark on the season for the first time in his career...On Green Bay's second series, beat CB Xavier Rhodes to make a back-shoulder catch at the Minnesota 5 before taking it in for the 15-yard TD...Late in the fourth quarter, beat Rhodes down the right sideline for a 36-yard reception to the Minnesota 29.

90 Montravius Adams, DL, 2nd Year, Auburn

- Saw action in seven games as a rookie in 2017, recording five tackles (one solo) and a quarterback hit.

- After a foot injury sidelined him for most of training camp and the first two regular-season games, made professional debut in Week 3 vs. Cincinnati.

- Earned first-team All-Southeastern Conference honors from *The Associated Press* as a senior in 2016 after recording 44 tackles (26 solo), 8½ tackles for a loss, 4½ sacks, a forced fumble, two fumble recoveries (one for a TD) and an interception.

2018 SEASON: Has played in all 11 games, seeing action on defense and special teams...Has posted 12 tackles (six solo), a sack and a QB pressure on defense.

► **Vs. Chicago (Sept. 9):** Appeared on two plays on defense and posted a solo tackle.

► **Vs. Minnesota (Sept. 16):** Played six snaps on defense.

► **At Washington (Sept. 23):** Appeared on five plays on defense and two on special teams...Registered an assisted tackle on defense.

► **Vs. Buffalo (Sept. 30):** Played five snaps on defense.

► **At Detroit (Oct. 7):** Appeared on one snap on defense and six on special teams.

► **Vs. San Francisco (Oct. 15):** Played two snaps on defense and 13 on special teams.

► **At L.A. Rams (Oct. 28):** Appeared on five plays on defense and three on special teams.

► **At New England (Nov. 4):** Played 13 snaps on defense and five on special teams...Registered an assisted tackle on defense.

► **Vs. Miami (Nov. 11):** Played 12 snaps on defense and recorded his first career sack when he brought down QB Brock Osweiler for a 2-yard loss in the fourth quarter...Blew by G Jesse Davis to get to Osweiler for the sack, part of a stretch that saw the Packers register three sacks over a four-play span...Finished with two tackles (one solo).

► **At Seattle (Nov. 15):** Appeared on 23 plays on defense and five on special teams...Posted two tackles (one solo) and a QB pressure.

► **At Minnesota (Nov. 25):** Played 19 snaps on defense and six on special teams...Posted three tackles (all solo), including a tackle for a loss...On a third-and-1 at the Green Bay 29 in the second quarter, brought down RB Latavius Murray for a 1-yard loss on a run up the middle as the Packers forced the Vikings to settle for a FG attempt, a 48-yarder that K Dan Bailey missed wide left.

23 Jaire Alexander, CB, Rookie, Louisville

- Played in 31 games with 19 starts during his three seasons at Louisville and registered 77 tackles (58 solo), two tackles for a loss, seven interceptions, 22 passes defended, a forced fumble and a fumble recovery.

- Posted a 9.9-yard average on 44 punt returns during his collegiate career, highlighted by a 10.5-yard average on 20 returns as a sophomore in '16

that included a 69-yard touchdown return vs. Florida State (Sept. 17).

- Earned second-team All-Atlantic Coast Conference recognition as a sophomore in 2016 after posting a team-high five interceptions (tied for No. 11 in the country) along with a career-best 39 tackles (31 solo) and 14 passes defended.

2018 SEASON: Has appeared in nine games with seven starts and ranks No. 3 on the team with 54 tackles (43 solo)...Has added a half-sack, two tackles for a loss, an interception, a team-high 12 passes defended and a QB pressure...Has registered two tackles on special teams.

► **Vs. Chicago (Sept. 9):** Played 49 snaps on defense and 10 on special teams in his NFL debut, finishing with three tackles (all solo) and a pass defended.

► **Vs. Minnesota (Sept. 16):** Appeared on 56 snaps on defense and 16 on special teams, leading the team with a career-high 10 tackles (seven solo)...Added a tackle for a loss, a half-sack and a QB pressure...Midway through the first quarter on a third-and-10, came on a blitz from the slot and shook off a block from RB Dalvin Cook for a shared 6-yard sack of QB Kirk Cousins with LB Reggie Gilbert to force a punt...In overtime, drilled WR Stefon Diggs for a 1-yard loss on a pass in the flat on second-and-2...Also posted a tackle on kickoff coverage.

► **At Washington (Sept. 23):** Made his first NFL start, opening at CB in place of an injured Kevin King (groin), and appeared on 57 of 61 snaps...Was tied for third on the team with seven tackles (five solo)...Midway through the third quarter, came up to wrap up RB Chris Thompson for no gain on a short pass from QB Alex Smith on third-and-5...Added a tackle on special teams.

► **Vs. Buffalo (Sept. 30):** Started for the second straight week in place of an injured King, appearing on 37 snaps and posting two tackles (both assisted), an interception and a career-high two passes defended...Late in the first half, posted his first career interception when he picked off a deep pass from QB Josh Allen intended for WR Zay Jones in the end zone, returning the pick 27 yards out to the Green Bay 26.

► **At Detroit (Oct. 7):** Inactive (groin).

► **Vs. San Francisco (Oct. 15):** Inactive (groin).

► **At L.A. Rams (Oct. 28):** Started and played all 78 snaps, finishing with eight tackles (seven solo) and a career-high five passes defended, the most by a Green Bay defender this season...Midway through the second quarter, jumped with WR Brandin Cooks to make a leaping breakup in the end zone on a deep pass from QB Jared Goff...Broke up two passes on the next series, including one over the middle intended for WR Robert Woods on third-and-10 to force a Los Angeles punt...Midway through the third quarter, got his left hand in to break up Goff's pass over the middle intended for WR Nick Williams...With under five minutes remaining in the fourth quarter, made a leaping deflection of a pass intended for Cooks near the sideline.

► **At New England (Nov. 4):** Started and played all 71 snaps, one of only two players on defense to do so for Green Bay (CB/S Tramon Williams)...Registered five tackles (four solo) and two passes defended.

► **Vs. Miami (Nov. 11):** Started and played 59 of 68 snaps, finishing with five tackles (all solo) and a pass defended...Late in the first quarter with the Dolphins driving, broke up a short pass from QB Brock Osweiler intended for WR DeVante Parker near the Green Bay 8...Departed the game late in the fourth quarter (concussion evaluation).

► **At Seattle (Nov. 15):** Started and played 69 of 70 snaps, recording six tackles (all solo).

► **At Minnesota (Nov. 25):** Started and played all 70 snaps, finishing with eight tackles (six solo), a tackle for a loss and a pass defended...On Minnesota's second drive, drilled WR Adam Thielen into WR Stefon Diggs, who made the catch on a screen but was driven back several yards, before Alexander chased him down at the Minnesota 14 for a 10-yard loss.

81 Geronimo Allison, WR, 3rd Year, Illinois

- Led the team with a career-high 122 receiving yards on a career-best six catches (20.3 avg.) last season in Week 3 vs. Cincinnati, highlighted by his career-long 72-yard grab in overtime that set up K Mason Crosby's game-winning 27-yard FG.

- Appeared in a career-best 15 games with two starts in 2017 and posted a career-high 23 receptions for 253 yards (11.0 avg.).

- Played in 10 games with two starts as a rookie in 2016, posting 12 catches for 202 yards (16.8 avg.) and two TDs. Started as the third WR in the final two regular-season games, posting eight catches for 157 yards (19.6 avg.) and a TD, with all eight receptions going for first downs.

2018 SEASON: Played in five games with four starts and posted 20 receptions for 303 yards (15.2 avg.) and two TDs...Blocked a punt that was recovered for a TD in Week 2...Was placed on injured reserve on Nov. 6.

►**Vs. Chicago (Sept. 9):** Started as the third WR and played 42 snaps...Finished with five receptions for 69 yards (13.8 avg.), highlighted by a 39-yard TD catch early in the fourth quarter, the longest TD of his pro career to that point...Made a diving catch near the right corner of the end zone with CB Kyle Fuller in tight coverage for the score.

►**Vs. Minnesota (Sept. 16):** Started as the third WR and matched his career high with six receptions for 64 yards (10.7 avg.)...Midway through the first quarter, came off the left end up the middle to block P Matt Wile's punt with his right hand...The ball hung in the air after it was blocked and then was caught by CB Josh Jackson in the end zone for the TD, the first blocked punt for a TD by the Packers since Oct. 28, 2012, vs. Jacksonville (blocked by CB Davon House, recovered by LB Dezman Moses).

►**At Washington (Sept. 23):** Started as the third WR and played 52 of 69 snaps, finishing with two receptions for 76 yards (38.0 avg.) and a TD...With just over two minutes remaining in the first half, made an inside move to fake S D.J. Swearinger Sr. before streaking down the middle of the field to haul in a deep pass from Rodgers for the 64-yard TD.

►**Vs. Buffalo (Sept. 30):** Started and played 56 snaps, hauling in six passes for 80 yards (13.3 avg.)...Posted a 27-yard catch midway through the third quarter, coming across the field to free himself from CB Ryan Lewis to make the grab and take it to the Buffalo 43...Left the game late in the third quarter (concussion).

►**At Detroit (Oct. 7):** Inactive (concussion/hamstring).

►**Vs. San Francisco (Oct. 15):** Inactive (hamstring).

►**At L.A. Rams (Oct. 28):** Returned to action after missing two games, appearing on 30 snaps and posting a 14-yard reception.

►**At New England (Nov. 4):** Inactive (hamstring/groin).

69 David Bakhtiari, T, 6th Year, Colorado

- Earned second-team All-Pro honors from *The Associated Press* both of the last two seasons, becoming only the second offensive tackle in team history (Forrest Gregg; 1959-60, 1962-67) to earn AP All-Pro recognition in consecutive seasons.

- Has started all 85 regular-season games he has appeared in at LT since entering the league in 2013.

- Started all 12 games he played in at LT in 2017, helping Green Bay rank No. 3 in the NFL in red-zone scoring (61.9 percent) and No. 5 in rushing yards per carry (4.47 avg.).

- Was selected to his first career Pro Bowl in 2016, having initially been named a first alternate before being selected as an injury replacement for Eagles T Jason Peters.

2018 SEASON: Has started all 11 games at LT...Has helped the Packers rank No. 4 in the NFL in yards per carry (5.02), No. 1 in rushing first-down percentage (30.0), No. 10 in total offense (385.6 ypg) and No. 8 in net passing yards (279.3 ypg).

►**Vs. Chicago (Sept. 9):** Started at LT and played all 60 snaps, helping to protect QB Aaron Rodgers as he connected on 20 of 30 passes (66.7 percent) for 286 yards and three TDs with no INTs for a 130.7 passer rating...Part of a line that did not allow a sack in the second half.

►**Vs. Minnesota (Sept. 16):** Started at LT and appeared on all 77 snaps, blocking for Rodgers as he completed 30 of 42 passes (71.4 per-

cent) for 281 yards and a TD with no INTs for a 97.4 rating.

►**At Washington (Sept. 23):** Started at LT and played all 69 snaps, helping the Packers rush for 100 yards on just 17 carries (5.9 avg.), the fewest attempts by Green Bay in a 100-yard rushing game since Oct. 18, 2015, vs. San Diego (17-133)...Blocked for Rodgers as he posted his third straight game without an INT (27 of 44, 265 yards, two TDs, 93.5 rating).

►**Vs. Buffalo (Sept. 30):** Started at LT and played all 76 snaps, helping the offense register 423 yards of offense, including 141 yards on 32 carries (4.4 avg.)...Helped the Packers convert 11 of 19 third downs (57.9 pct.), with the 11 conversions the most by the team since Oct. 27, 2013 (13 at Minnesota).

►**At Detroit (Oct. 7):** Started at LT and played all 81 snaps, helping the offense rack up 521 yards of offense, the most by the Packers since Sept. 15, 2013, vs. Washington (580 yards)...Protected Rodgers as he threw for 442 yards, the third most in a game in franchise history, and three TDs on 32-of-52 passing.

►**Vs. San Francisco (Oct. 15):** Started at LT and played all 71 snaps, blocking for Rodgers as he became the first QB in NFL history to record back-to-back 400-yard passing games with no INTs (425 yards and two TDs on 25-of-46 passing)...Helped the Packers rack up 521 yards of offense, just the second time in franchise history (also 1983) that the team registered back-to-back 500-yard games.

►**At L.A. Rams (Oct. 28):** Started at LT and played all 52 snaps, helping to protect Rodgers as he connected on 18 of 30 passes for 286 yards and one TD with no INTs, his third straight game without an INT...Helped Green Bay rush for 106 yards and two TDs on 19 carries (5.6 avg.), highlighted by 86 yards and a TD on 12 carries (7.2 avg.) from RB Aaron Jones.

►**At New England (Nov. 4):** Started at LT and played all 74 snaps, helping the offense rush for 117 yards on 25 carries (4.7 avg.)...Protected Rodgers as he posted his fourth straight zero-INT game (24 of 43, 259 yards, two TDs, 89.2 rating) and brought his streak of consecutive attempts without an INT to 200...Part of a line that allowed just one sack on the evening.

►**Vs. Miami (Nov. 11):** Started at LT and played all 57 snaps, helping clear the way for the offense to rush for a season-high 195 yards and two TDs on just 25 carries (7.8 avg.)...It marked just the third time since the 1970 AFL-NFL merger that the Packers recorded 195-plus rushing yards on 25 or fewer carries (at St. Louis Cardinals, Sept. 29, 1985; at Chicago, Dec. 18, 2016)...Helped the Packers post their franchise-record fourth straight outing with 100-plus rushing yards and 25 or fewer carries, just the third time since the merger that a team has accomplished that feat (Miami Dolphins, 2007; Dallas Cowboys, 2015-16)...Blocked for Jones as he racked up a career-high 145 yards and a career-best two rushing TDs on only 15 carries (9.7 avg.), just the sixth Packer since 1950 to rush for 145-plus yards on 15 or fewer carries and the first since Ahman Green (15-163) vs. Dallas on Oct. 24, 2004.

►**At Seattle (Nov. 15):** Started and played all 49 snaps, protecting Rodgers as he threw for 332 yards and two TDs on 21-of-30 passing for a 128.8 rating, his sixth straight game with no interceptions.

►**At Minnesota (Nov. 25):** Started at LT and played 43 of 53 snaps, missing 10 plays in the second half due to a knee injury...Blocked for Rodgers as he posted his seventh straight game (min. 15 att.) without an INT, tied for the longest streak in team history (Rodgers, 2016).

74 Byron Bell, T/G, 8th Year, New Mexico

- Has played in 101 career games with 82 starts during the regular season and started all three postseason games he appeared in.

- Has experience at numerous positions on the offensive line, making starts in the NFL at right tackle (48), left tackle (18), right guard (eight) and left guard (seven).

- In the first six seasons he played in (missed 2016 due to injury), has been part of teams that have finished in the top 11 in rushing yards per game five times (2017: No. 2 / 2014: No. 7 / 2013: No. 11 / 2012: No. 9 / 2011: No. 3).

- Originally signed as an undrafted rookie free agent out of New Mexico by

Carolina in 2011. After four seasons (2011-14) with the Panthers, spent two years with the Tennessee Titans (2015-16) and a season with the Dallas Cowboys (2017).

2018 SEASON: Has appeared in all 11 games with eight starts at RG... Has helped the Packers rank No. 4 in the NFL in yards per carry (5.02), No. 1 in rushing first-down percentage (30.0), No. 10 in total offense (385.6 ypg) and No. 8 in net passing yards (279.3 ypg).

►**Vs. Chicago (Sept. 9):** Appeared on four plays on special teams in his Green Bay debut.

►**Vs. Minnesota (Sept. 16):** Played eight snaps on special teams.

►**At Washington (Sept. 23):** Saw his first action from scrimmage as a Packer, playing the final seven offensive snaps at RG in place of an injured Justin McCray (shoulder).

►**Vs. Buffalo (Sept. 30):** Made his first start in a Green Bay uniform, opening at RG in place of an injured Justin McCray (shoulder) and appearing on all 76 snaps...Helped the offense register a season-high 423 yards of offense, including a season-best 141 yards on 32 carries (4.4 avg.)... Helped the Packers convert 11 of 19 third downs (57.9 pct.), with the 11 conversions the most by the team since Oct. 27, 2013 (13 at Minnesota).

►**At Detroit (Oct. 7):** Started for the second straight week at RG in place of McCray and played all 81 snaps...Helped the offense rack up 521 yards of offense, the most by the Packers since Sept. 15, 2013, vs. Washington (580 yards)...Protected QB Aaron Rodgers as he threw for 442 yards, the third most in a game in franchise history, and three TDs on 32-of-52 passing.

►**Vs. San Francisco (Oct. 15):** Started at RG for the third straight week...Played 67 of 71 snaps on the evening, with 55 of them coming at RG and 12 at RT when he filled in for an injured Bryan Bulaga (shoulder) in the second half...Left the game briefly late in the first quarter due to an injury of his own, but returned after missing four snaps...Blocked for Rodgers as he became the first QB in NFL history to record back-to-back 400-yard passing games with no INTs (425 yards and two TDs on 25-of-46 passing)...Helped the Packers rack up 521 yards of offense, just the second time in franchise history (also 1983) that the team registered back-to-back 500-yard games.

►**At L.A. Rams (Oct. 28):** Started at RG and played all 52 snaps, helping to protect Rodgers as he connected on 18 of 30 passes for 286 yards and one TD with no INTs, his third straight game without an INT...Helped Green Bay rush for 106 yards and two TDs on 19 carries (5.6 avg.), highlighted by 86 yards and a TD on 12 carries (7.2 avg.) from RB Aaron Jones.

►**At New England (Nov. 4):** Started at RG and played all 74 snaps, helping the offense rush for 117 yards on 25 carries (4.7 avg.)...Protected Rodgers as he posted his fourth straight zero-INT game (24 of 43, 259 yards, two TDs, 89.2 rating) and brought his streak of consecutive attempts without an INT to 200...Part of a line that allowed just one sack on the evening.

►**Vs. Miami (Nov. 11):** Started at RG and played all 57 snaps, helping clear the way for the offense to rush for a season-high 195 yards and two TDs on just 25 carries (7.8 avg.)...It marked just the third time since the 1970 AFL-NFL merger that the Packers recorded 195-plus rushing yards on 25 or fewer carries (at St. Louis Cardinals, Sept. 29, 1985; at Chicago, Dec. 18, 2016)...Helped the Packers post their franchise-record fourth straight outing with 100-plus rushing yards and 25 or fewer carries, just the third time since the merger that a team has accomplished that feat (Miami Dolphins, 2007; Dallas Cowboys, 2015-16)...Blocked for Jones as he racked up a career-high 145 yards and a career-best two rushing TDs on only 15 carries (9.7 avg.), just the sixth Packer since 1950 to rush for 145-plus yards on 15 or fewer carries and the first since Ahman Green (15-163) vs. Dallas on Oct. 24, 2004.

►**At Seattle (Nov. 15):** Started and played all 49 snaps, protecting Rodgers as he threw for 332 yards and two TDs on 21-of-30 passing for a 128.8 rating, his sixth straight game with no interceptions.

►**At Minnesota (Nov. 25):** Started at RG and played 48 of 50 snaps, missing two plays in the second quarter after his shoe came off...Blocked for Rodgers as he posted his seventh straight game (min. 15 att.) without

an INT, tied for the longest streak in team history (Rodgers, 2016).

8 Tim Boyle, QB, Rookie, Eastern Kentucky

• Started 19 of 36 games played over four seasons at Eastern Kentucky (2017) and Connecticut (2013-15), finishing his career with 3,371 yards and 12 TDs on 334-of-602 passing (55.4 pct.) with 26 interceptions...

• Started all 11 games as a redshirt senior at Eastern Kentucky in 2017, finishing with 201 completions on 327 attempts (61.4 pct.) for 2,134 yards and 11 TDs. Led the Ohio Valley Conference with 2,134 passing yards, good for No. 5 in a single season in school history.

2018 SEASON: Dressed, but did not play, in one game and has been inactive for the other 10 contests.

►**Vs. Chicago (Sept. 9):** Was inactive as the third QB.

►**Vs. Minnesota (Sept. 16):** Dressed, but did not see any action as the third QB.

►**At Washington (Sept. 23) – At Minnesota (Nov. 25):** Was inactive as the third QB.

43 Hunter Bradley, LS, Rookie, Mississippi State

• Played in 41 career games, serving as the primary long snapper for Mississippi State since Week 2 of the 2015 season.

• Participated in the 2018 East-West Shrine Game.

• Entered college as a tight end, but suffered two knee injuries in his first two years and moved to long snapper.

2018 SEASON: Has handled snapping duties in all 11 games and has one tackle on special teams.

►**Vs. Chicago (Sept. 9):** Handled snapping duties for all punts and placements in his pro debut...Added a tackle in punt coverage.

►**Vs. Minnesota (Sept. 16):** Snapped for K Mason Crosby's five field goals, which tied a single-game team record, as well as his two extra points as Crosby finished with a career-high 17 points...Also snapped for JK Scott's five punts (51.8-yard gross average, 45.2-yard net average).

►**At Washington (Sept. 23):** Snapped for Crosby's 41-yard FG and for Scott's five punts (46.4-yard gross average, 44.6-yard net average).

►**Vs. Buffalo (Sept. 30):** Snapped for Crosby's three field goals (52, 36, 52) and Scott's four punts (42.8-yard gross average, 38.0-yard net average).

►**At Detroit (Oct. 7):** Handled snapping duties for field goals and extra points, with the Packers not punting in a game for the first time since Oct. 26, 2014, at New Orleans.

►**Vs. San Francisco (Oct. 15):** Snapped for Crosby's seven kicks (four FGs, three extra points), including his game-winning 27-yarder as time expired, and Scott's four punts.

►**At L.A. Rams (Oct. 28):** Snapped for Crosby's two FGs (41, 53) and Scott's five punts.

►**At New England (Nov. 4):** Snapped for Crosby's lone field goal (29 yards) and Scott's five punts (42.0-yard gross avg., 42.0-yard net avg.).

►**Vs. Miami (Nov. 11):** Snapped for Crosby's one field goal (38 yards) and Scott's two punts.

►**At Seattle (Nov. 15):** Snapped for Scott's six punts (47.3-yard gross average, 44.0-yard net average) and Crosby's 36-yard FG.

►**At Minnesota (Nov. 25):** Snapped for Crosby's lone FG (38 yards) and Scott's six punts (46.0-yard gross average, 39.3-yard net average, career-high three inside the 20).

26 Bashaud Breeland, CB, 5th Year, Clemson

• Played in 60 games with 57 starts for the Washington Redskins in his first four seasons in the league (2014-17), posting 267 tackles (210 solo), eight interceptions, 60 passes defensed, seven forced fumbles, two fumble recoveries and a sack.

• According to Sportradar, ranked No. 1 in the NFL among cornerbacks with seven forced fumbles from 2014-16. Also became the first member of the Redskins since CB Fred Smoot (2001-02) to open a career with multiple INTs in three straight seasons.

• Was drafted by Washington in the fourth round (No. 102 overall) of the

2014 NFL Draft. Started 15 games as a rookie, the third most by a rookie CB in team history behind only Champ Bailey (16 in 1999) and Darrell Green (16 in 1983).

2018 SEASON: Has started all three games he has appeared in and has registered 13 tackles (10 solo), an interception and three passes defended...Has also returned three kickoffs for 62 yards (20.7 avg.)...Was inactive for four games...Signed with the Packers as a free agent on Sept. 26.

►**Vs. Buffalo (Sept. 30):** Inactive (healthy scratch).

►**At Detroit (Oct. 7):** Inactive (hamstring).

►**Vs. San Francisco (Oct. 15):** Inactive (hamstring).

►**At L.A. Rams (Oct. 28):** Inactive (healthy scratch).

►**At New England (Nov. 4):** Saw his first action in a Green Bay uniform, starting as the third CB as the defense opened in nickel...Played 68 of 71 snaps and was tied for the team lead with eight tackles (five solo) and a pass defended...Also handled kickoff-return duties, posting two returns for 43 yards (21.5 avg.).

►**Vs. Miami (Nov. 11):** Started in the slot and appeared on 50 of 68 snaps, posting two solo tackles and his first interception in a Green Bay uniform...Midway through the third quarter, came underneath to pick off QB Brock Osweiler's pass intended for WR Danny Amendola near the left sideline, taking the interception down the sideline for 26 yards to the Miami 12 to set up a Green Bay TD...Left the game in the fourth quarter due to a groin injury.

►**At Seattle (Nov. 15):** Started in the slot, but was limited to just 20 snaps on the evening after aggravating a groin injury...Finished with three tackles (all solo) and a pass defended, breaking up a pass from QB Russell Wilson intended for WR Doug Baldwin near the sideline late in the first quarter.

►**At Minnesota (Nov. 25):** Inactive (groin).

29 Kentrell Brice, S, 3rd Year, Louisiana Tech

• Started a career-best three games in 2017 and set career highs in tackles (24), solo tackles (21), interceptions (one) and passes defended (four) despite only playing in six contests before being placed on injured reserve with an ankle injury on Nov. 3.

• Was one of five rookie free agents to make Green Bay's Week 1 roster and joined S Marwin Evans as the only rookie free agents to play in all 16 regular-season games and three postseason contests for the Packers in 2016.

• Started one of 16 games played as a rookie, recording 15 tackles (all solo), a pass defended and a fumble recovery.

2018 SEASON: Has started all 10 games he has played in and ranks No. 5 on the team with 46 tackles (31 solo), a sack, a tackle for a loss and three passes defended.

►**Vs. Chicago (Sept. 9):** Started and was one of five Green Bay defenders to appear on all 70 snaps...Led the team with a career-high 12 tackles (nine solo) and added a pass defended...Posted his first career sack, chasing QB Mitchell Trubisky out of bounds for a zero-yard sack late in the first quarter.

►**Vs. Minnesota (Sept. 16):** Started and was one of four defensive players to play all 73 snaps...Registered seven tackles (five solo).

►**At Washington (Sept. 23):** Started, one of three defensive players to appear on all 61 snaps for Green Bay...Finished with four tackles (three solo).

►**Vs. Buffalo (Sept. 30):** Was one of four defensive players to play all 58 snaps, recording three tackles (two solo).

►**At Detroit (Oct. 7):** Started and played 61 of 62 snaps, posting five tackles (three solo) and a pass defended...Midway through the second quarter, broke up a short pass from QB Matthew Stafford intended for TE Levine Toilolo.

►**Vs. San Francisco (Oct. 15):** Started and played all 57 snaps, finishing with six tackles (three solo).

►**At L.A. Rams (Oct. 28):** Started and played 66 of 78 snaps, posting four tackles (two solo) and a pass defended...Broke up a short pass from QB Jared Goff intended for WR Josh Reynolds in the second quarter.

►**At New England (Nov. 4):** Started, but was limited to just 23 snaps after sustaining a knee injury on the first series of the third quarter...Recorded two tackles (one solo).

►**Vs. Miami (Nov. 11):** Started, but was limited to only 13 snaps after departing the game late in the first quarter due to an ankle injury...Registered two tackles (both solo) before sustaining the injury.

►**At Seattle (Nov. 15):** Inactive (ankle).

►**At Minnesota (Nov. 25):** Started, but was limited to 24 snaps of action due to an ankle injury sustained in the first quarter and a concussion in the third quarter...Registered a solo tackle.

28 Tony Brown, CB, Rookie, Alabama

• Spent the first three weeks of the season on Green Bay's practice squad after signing with the Packers on Sept. 3. Entered the NFL as an undrafted free agent with the Los Angeles Chargers on May 11.

• Played in 51 games during his four seasons at Alabama, posting 89 tackles (58 solo), 4.5 tackles for a loss, seven passes defended, three interceptions, a half-sack and a forced fumble.

2018 SEASON: Has appeared in six games, seeing time on special teams and defense...Has posted seven tackles (all solo), a forced fumble and three passes defended on defense and three tackles on special teams...Was inactive for two games...Was signed to the active roster from the practice squad on Sept. 29.

►**Vs. Buffalo (Sept. 30):** Played 12 snaps on special teams and three on defense in his NFL debut.

►**At Detroit (Oct. 7):** Appeared on seven plays on defense and 16 on special teams...Broke up a pass intended for WR Kenny Golladay near the sideline in the third quarter.

►**Vs. San Francisco (Oct. 15):** Played 20 snaps on special teams and posted a career-high two tackles.

►**At L.A. Rams (Oct. 28):** Inactive (healthy scratch).

►**At New England (Nov. 4):** Inactive (healthy scratch).

►**Vs. Miami (Nov. 11):** Played 16 snaps on defense and posted two tackles (both solo) and a pass defended...Late in the third quarter, got his left hand in to break up a slant from QB Brock Osweiler to WR DeVante Parker...Midway through the fourth quarter, fought off a block from TE A.J. Derby to tackle WR Danny Amendola for just a 1-yard gain on a pass in the flat on third-and-2...Also appeared on 17 plays on special teams and registered a tackle.

►**At Seattle (Nov. 15):** Appeared on 25 plays on defense and 20 on special teams, posting a career-best four tackles (all solo), a forced fumble and a pass defended...Midway through the third quarter, broke up a deep pass from QB Russell Wilson intended for WR David Moore near the sideline on third down...Late in the third quarter, was credited with a forced fumble after knocking the ball out of Moore's hands after he made a 27-yard catch to the Seattle 33, a fumble that went out of bounds.

►**At Minnesota (Nov. 25):** Appeared on nine plays on defense and 20 on special teams...Registered a solo tackle on defense.

75 Bryan Bulaga, T, 9th Year, Iowa

• Has played in 96 career regular-season games with 92 starts at right tackle.

• Started a career-high 16 games in 2016 and helped the offense rank in the top 10 in the NFL in several categories, including points per game (No. 4, 27.0), yards per game (No. 8, 368.8) and first downs (No. 7, 349).

• Started 15 contests in 2014, helping the offense rank No. 1 in the league in scoring (30.4 ppg) and No. 9 in the NFL in sacks allowed with 30, the fewest given up by Green Bay in a season since '07.

• Opened the final 12 games of 2010 and the entire postseason at RT after taking over for injured veteran Mark Tauscher (shoulder), the most regular-season starts by a Packers rookie tackle since Tauscher's 14 in 2000, and was named to the *Pro Football Weekly*/PFWA All-Rookie team.

2018 SEASON: Has started all 11 games at RT...Has helped the Packers rank No. 4 in the NFL in yards per carry (5.02), No. 1 in rushing first-down percentage (30.0), No. 10 in total offense (385.6 ypg) and No. 8 in net passing yards (279.3 ypg).

►**Vs. Chicago (Sept. 9):** Started at RT and played all 60 snaps, helping to protect QB Aaron Rodgers as he connected on 20 of 30 passes (66.7 percent) for 286 yards and three TDs with no INTs for a 130.7 passer rating...Part of a line that did not allow a sack in the second half.

►**Vs. Minnesota (Sept. 16):** Started at RT and appeared on all 77 snaps, blocking for Rodgers as he completed 30 of 42 passes (71.4 percent) for 281 yards and a TD with no INTs for a 97.4 rating.

►**At Washington (Sept. 23):** Started at RT and played 28 snaps, but left the game late in the first half due to a back injury and did not return.

►**Vs. Buffalo (Sept. 30):** Started at RT and played all 76 snaps, helping the offense register a season-high 423 yards of offense, including a season-best 141 yards on 32 carries (4.4 avg.)...Helped the Packers convert 11 of 19 third downs (57.9 pct.), with the 11 conversions the most by the team since Oct. 27, 2013 (13 at Minnesota).

►**At Detroit (Oct. 7):** Started at RT and played all 81 snaps, helping the offense rack up 521 yards of offense, the most by the Packers since Sept. 15, 2013, vs. Washington (580 yards)...Protected Rodgers as he threw for 442 yards, the third most in a game in franchise history, and three TDs on 32-of-52 passing.

►**Vs. San Francisco (Oct. 15):** Started at RT and played 59 of 71 snaps, missing some time in the third quarter due to a shoulder injury...Blocked for Rodgers as he became the first QB in NFL history to record back-to-back 400-yard passing games with no INTs (425 yards and two TDs on 25-of-46 passing)...Helped the Packers rack up 521 yards of offense, just the second time in franchise history (also 1983) that the team registered back-to-back 500-yard games.

►**At L.A. Rams (Oct. 28):** Started at RT and played all 52 snaps, helping to protect Rodgers as he connected on 18 of 30 passes for 286 yards and one TD with no INTs, his third straight game without an INT...Helped Green Bay rush for 106 yards and two TDs on 19 carries (5.6 avg.), highlighted by 86 yards and a TD on 12 carries (7.2 avg.) from RB Aaron Jones.

►**At New England (Nov. 4):** Started at RT, but left the game in the second quarter after sustaining a knee injury and was limited to just 22 snaps.

►**Vs. Miami (Nov. 11):** Started at RT and played all 57 snaps, helping clear the way for the offense to rush for a season-high 195 yards and two TDs on just 25 carries (7.8 avg.)...It marked just the third time since the 1970 AFL-NFL merger that the Packers recorded 195-plus rushing yards on 25 or fewer carries (at St. Louis Cardinals, Sept. 29, 1985; at Chicago, Dec. 18, 2016)...Helped the Packers post their franchise-record fourth straight outing with 100-plus rushing yards and 25 or fewer carries, just the third time since the merger that a team has accomplished that feat (Miami Dolphins, 2007; Dallas Cowboys, 2015-16)...Blocked for Jones as he racked up a career-high 145 yards and a career-best two rushing TDs on only 15 carries (9.7 avg.), just the sixth Packer since 1950 to rush for 145-plus yards on 15 or fewer carries and the first since Ahman Green (15-163) vs. Dallas on Oct. 24, 2004.

►**At Seattle (Nov. 15):** Started and played all 49 snaps, protecting Rodgers as he threw for 332 yards and two TDs on 21-of-30 passing for a 128.8 rating, his sixth straight game with no interceptions.

►**At Minnesota (Nov. 25):** Started and played all 53 snaps, blocking for Rodgers as he posted his seventh straight game (min. 15 att.) without an INT, tied for the longest streak in team history (Rodgers, 2016).

42 Oren Burks, LB, Rookie, Vanderbilt

- Played in 45 games with 40 starts in four seasons with the Commodores and registered 237 tackles (136 solo), 15½ tackles for a loss, 4½ sacks, five interceptions, 27 passes defended, two forced fumbles and three fumble recoveries.

- Was named to the Butkus Award watch list in 2017 and went on to post career highs in tackles (82), solo tackles (45) and tackles for a loss (seven) in his first season at inside linebacker.

- Appeared in all 13 games with 10 starts as a junior at a linebacker/safety hybrid position, finishing with 59 tackles (40 solo), 6½ tackles for a loss and a career-best 3½ sacks.

2018 SEASON: Has played in nine games with three starts and has

posted 14 tackles (12 solo) on defense and seven tackles on special teams (No. 2 on the team)...Was inactive for the first two games (shoulder).

►**Vs. Chicago (Sept. 9):** Inactive (shoulder).

►**Vs. Minnesota (Sept. 16):** Inactive (shoulder).

►**At Washington (Sept. 23):** Made his NFL debut, appearing on eight plays on defense and 10 on special teams...Posted two tackles on defense (one solo).

►**Vs. Buffalo (Sept. 30):** Played 20 snaps on defense and registered three tackles (two solo)...Also played six snaps on special teams and posted a tackle.

►**At Detroit (Oct. 7):** Made his first career start, opening at ILB and posting a career-high four tackles (all solo) in 25 snaps of action...Also played 16 snaps on special teams.

►**Vs. San Francisco (Oct. 15):** Started and played 28 snaps, recording three tackles (all solo)...Also appeared on 20 plays on special teams and posted a tackle.

►**At L.A. Rams (Oct. 28):** Appeared on eight plays on defense and 26 on special teams...Posted a career-high two tackles on special teams and a tackle on defense.

►**At New England (Nov. 4):** Started and played 15 snaps on defense, posting one tackle (solo)...Also appeared on 19 plays on special teams.

►**Vs. Miami (Nov. 11):** Played 16 snaps on special teams and matched his career high with two tackles as he made stops on Green Bay's first two kickoffs of the game...Downed a 37-yard JK Scott punt at the Miami 7 late in the first half.

►**At Seattle (Nov. 15):** Appeared on 21 plays on special teams.

►**At Minnesota (Nov. 25):** Played seven snaps on defense and 19 on special teams...Registered a tackle on special teams.

39 Ibraheim Campbell, S, 4th Year, Northwestern

- Prior to joining the Packers, played in 43 games with 11 starts in four seasons with the Cleveland Browns (2015-17), Houston Texans (2017), Dallas Cowboys (2018) and N.Y. Jets (2018).

- Was originally selected in the fourth round (No. 115 overall) by the Cleveland Browns in 2015.

2018 SEASON: Has played in two games and was inactive for one contest...Has registered two tackles (both solo) on defense...Was claimed off waivers from the N.Y. Jets on Nov. 5...Played in one game for the Jets.

►**Vs. Miami (Nov. 11):** Inactive (healthy scratch).

►**At Seattle (Nov. 15):** Saw his first action in a Green Bay uniform, appearing on 13 plays on defense and nine on special teams...Posted two tackles (both solo) on defense.

►**At Minnesota (Nov. 25):** With injuries in the secondary, saw significant action, appearing on 53 plays on defense and 25 on special teams...Posted a season-high eight tackles (six solo).

32 Tra Carson, RB, 2nd Year, Texas A&M

- Entered the NFL as an undrafted free agent with the Cincinnati Bengals in May 2016. Spent almost all of his rookie season on Cincinnati's practice squad and then was on injured reserve for the Bengals in 2017.

- Played three seasons (2013-15) for Texas A&M, rushing for 2,075 yards and 19 TDs on 428 carries (4.8 avg.) in 36 games. Began his college career at Oregon (2011).

2018 SEASON: Has played in four games, seeing time on special teams...Has posted one tackle on defense on a fake punt and two tackles on special teams...Was signed to Green Bay's active roster from the practice squad on Oct. 31 after three weeks on the practice squad...Played in the first two games of the season for the Bengals, seeing time on offense and special teams, before being waived/injured after Week 2.

►**At New England (Nov. 4):** Made his Green Bay debut, appearing on one play on special teams.

►**Vs. Miami (Nov. 11):** Played 13 snaps on special teams...Posted a solo tackle on a fake-punt run by Miami in the third quarter...Added a career-best two tackles on special teams.

►**At Seattle (Nov. 15):** Appeared on 19 plays on special teams.

► **At Minnesota (Nov. 25):** Played 12 snaps on special teams.

97 Kenny Clark, DL, 3rd Year, UCLA

- Started all 15 games he appeared in last season, leading the Green Bay defensive line in tackles (78) and ranking No. 2 in both sacks (4½) and solo tackles (39). Also posted eight tackles for a loss, two forced fumbles, 11 QB hits, 10 QB pressures, a pass defended and a blocked extra point.
- Registered all 4½ of his sacks in the month of December, second most among NFL defensive tackles behind only Rams DT Aaron Donald (five) and the most ever (since 1982) by a Green Bay DT in the month of December (according to STATS).
- Played in all 16 games with two starts in 2016 and registered 33 tackles (14 solo), two tackles for a loss, four QB pressures, three QB hits, two fumble recoveries and two passes defended.
- Became the youngest player to appear in a season opener for the Packers since Arnie Herber (20 years old) in 1930.

2018 SEASON: Has started all 11 games and ranks No. 2 on the team with 64 tackles (39 solo)...Ranks No. 2 on the team with a career-high six sacks and has added a team-high 13 tackles for a loss, seven QB hits (tied for No. 2 on the team), 12 QB pressures (tied for No. 3), a team-high two fumble recoveries, a forced fumble and two passes defended...Is tied for No. 3 in the league with the two defensive fumble recoveries.

► **Vs. Chicago (Sept. 9):** Started and played 54 snaps, finishing with three tackles (two solo), a tackle for a loss, a fumble recovery, a QB pressure and a QB hit...On a third-and-1 early in the second quarter fought off a block from C Cody Whitehair to stuff RB Jordan Howard for no gain on a run up the middle as the defense forced a three-and-out...On fourth-and-10 with just over a minute remaining and the Packers leading, 24-23, recovered a QB Mitchell Trubisky fumble at the Chicago 39 that was forced by LB Nick Perry on a sack to seal the Green Bay win.

► **Vs. Minnesota (Sept. 16):** Started and appeared on 55 snaps, posting six tackles (four solo), a sack, two tackles for a loss and a pass defended...Early in the third quarter on a third-and-4, shed a block from G Mike Remmers to bring down QB Kirk Cousins for a 7-yard sack and force a punt...The sack gave him 5.5 sacks in his last seven regular-season games...In the first quarter, brought down RB Dalvin Cook for a 2-yard loss on a run to the right...Midway through the fourth quarter, batted down a Kirk Cousins pass intended for TE Kyle Rudolph over the middle.

► **At Washington (Sept. 23):** Started and played 56 of 61 snaps, matching his career high with a team-best 10 tackles (seven solo)...Midway through the second quarter, got his left hand up to bat down a QB Alex Smith pass intended for TE Jordan Reed.

► **Vs. Buffalo (Sept. 30):** Started and played 47 of 58 snaps, posting three tackles (two solo), a forced fumble, a fumble recovery, a season-high three QB pressures and a QB hit...Late in the fourth quarter, punched the ball out on QB Josh Allen's third-down scramble and recovered the fumble at the Green Bay 27...Helped the defense allow just 58 rushing yards on 16 carries (3.6 avg.).

► **At Detroit (Oct. 7):** Started and played 57 of 62 snaps, recording five tackles (three solo), two tackles for a loss, a QB hit and a QB pressure...Late in the first half, stuffed RB Theo Riddick for a 1-yard loss on a run up the middle.

► **Vs. San Francisco (Oct. 15):** Started and appeared on 52 of 57 plays, ranking second on the team with eight tackles (five solo), a sack and a QB hit...Shed a block from G Mike Person to come up the middle for a 6-yard sack of QB C.J. Beathard late in the first half.

► **At L.A. Rams (Oct. 28):** Started and played 63 of 78 snaps, matching his career high with two sacks...Finished with eight tackles (five solo), four tackles for a loss, three QB pressures and a QB hit...On third-and-4 on the Rams' first drive, fought off a block from C John Sullivan to bring down QB Jared Goff for a 1-yard sack...Beat Sullivan again on a third-and-9 early in the second quarter, coming up the middle to sack Goff for a 11-yard loss.

► **At New England (Nov. 4):** Started and played 49 of 71 snaps, recording three tackles (one solo).

► **Vs. Miami (Nov. 11):** Started and played 56 of 68 snaps, finishing with six tackles (five solo) while adding a sack...With just over five minutes

remaining in the game, shed a block from G Jake Brendel to get to QB Brock Osweiler for a 9-yard sack.

► **At Seattle (Nov. 15):** Started and played 57 of 70 snaps, leading the defensive line with six tackles (two solo) and a QB pressure...Late in the first quarter, brought down RB Rashaad Penny for a 3-yard loss on a run up the middle.

► **At Minnesota (Nov. 25):** Started and played 66 of 70 snaps, leading the defensive line with six tackles (three solo), a sack, a QB pressure and two QB hits...Late in the third quarter, fought off a block from C Pat Elflein to wrap up QB Kirk Cousins for a 9-yard sack on third down as the Vikings were forced to settle for a FG.

18 Randall Cobb, WR, 8th Year, Kentucky

• Is one of just five players in franchise history (Donald Driver, 2004-09; Sterling Sharpe, 1989-94; Antonio Freeman 1997-2000; Greg Jennings, 2008-11) to register 60-plus receptions in four consecutive seasons (2014-17).

• Ranks No. 6 in franchise history in receptions (458), No. 12 in receiving yards (5,399) and tied for No. 11 in touchdown catches (40).

• Started all 16 games in 2014 and posted career highs in catches (91), receiving yards (1,287) and receiving TDs (12) on the way to earning his first career Pro Bowl selection (injury replacement for WR Dez Bryant).

• Set a franchise single-season record with a league-high 2,342 combined net yards in 2012, topping the previous team mark of 2,250 yards by RB Ahman Green in 2003.

• With 954 receiving yards and 964 kickoff return yards in 2012, is the only player in NFL history to post 900-plus yards in each category in the same season.

2018 SEASON: Has played in five games with four starts and has posted 26 receptions for 258 yards (9.9 avg.) and a TD...Has also returned seven punts for 46 yards (6.6 avg.)...Has been inactive for six games due to injury (hamstring).

► **Vs. Chicago (Sept. 9):** Started and played 52 snaps, leading the team with a career-high 142 receiving yards on nine catches (15.8 avg.), highlighted by a game-winning 75-yard TD grab with 2:13 remaining, the longest reception of his career...His receiving-yardage total was the most by a Packer in a season opener since WR James Lofton's 154-yard effort at Houston on Sept. 4, 1983...It marked his ninth career game with nine-plus receptions...On third-and-10 from the Green Bay 25, came out of the slot to catch a pass from QB Aaron Rodgers near the Green Bay 40 before taking it down the middle of the field and weaving to elude tackle attempts from LB Leonard Floyd and DB Adrian Amos Jr. for the 75-yard score...Finished with a career-high 110 yards on four receptions (27.5 avg.) on third down, the most by a Packer since WR Antonio Freeman posted 124 yards on five third-down receptions (24.8 avg.) vs. Tampa Bay on Oct. 10, 1999.

► **Vs. Minnesota (Sept. 16):** Started and appeared on 71 of 77 snaps, posting four receptions for 30 yards (7.5 avg.).

► **At Washington (Sept. 23):** Started and played 65 of 69 snaps, finishing with four receptions for 22 yards (5.5 avg.)...Also returned four punts for 29 yards (7.3 avg.).

► **Vs. Buffalo (Sept. 30):** Inactive (hamstring).

► **At Detroit (Oct. 7):** Inactive (hamstring).

► **Vs. San Francisco (Oct. 15):** Inactive (hamstring).

► **At L.A. Rams (Oct. 28):** Returned to action after missing three games, appearing on 24 snaps and posting four receptions for 40 yards (10.0 avg.)...Made an 18-yard reception over the middle midway through the second quarter with CB Troy Hill in tight coverage.

► **At New England (Nov. 4):** Started and played 56 of 74 snaps, posting five receptions for 24 yards (4.8 avg.).

► **Vs. Miami (Nov. 11):** Inactive (hamstring).

► **At Seattle (Nov. 15):** Inactive (hamstring).

► **At Minnesota (Nov. 25):** Inactive (hamstring).

54 James Crawford, LB, Rookie, Illinois

- Signed with the Packers as undrafted free agent on Aug. 8.
- Played in 36 games during four seasons at Illinois, recording 80 tackles (39 solo), 10.5 tackles for a loss, four sacks, four forced fumbles, three fumble recoveries and six passes defended.
- He served as a team captain as a senior and was named All-Big Ten honorable mention by the league's coaches.

2018 SEASON: Has appeared in all 11 games, seeing time primarily on special teams...Has posted an assisted tackle on defense and leads the team with nine tackles on special teams...Also has a fumble recovery on special teams.

►**Vs. Chicago (Sept. 9):** Appeared on 15 plays on special teams in his NFL debut.

►**Vs. Minnesota (Sept. 16):** Played 19 snaps on special teams.

►**At Washington (Sept. 23):** Appeared on 17 plays on special teams.

►**Vs. Buffalo (Sept. 30):** Played 14 snaps on special teams and one on defense...Registered a tackle on special teams and an assisted tackle on defense.

►**At Detroit (Oct. 7):** Played 16 snaps on defense and posted a tackle on special teams.

►**Vs. San Francisco (Oct. 15):** Appeared on 17 plays on special teams and posted his first career fumble recovery when he recovered a fumble by DB D.J. Reed Jr. at the San Francisco 34 on a first-quarter kick-off return that was forced by S Raven Greene...Added a tackle.

►**At L.A. Rams (Oct. 28):** Played 26 snaps on special teams and posted a career-best two tackles.

►**At New England (Nov. 4):** Appeared on 19 plays on special teams posted a tackle, his fifth straight game recording at least one stop.

►**Vs. Miami (Nov. 11):** Played 16 snaps on special teams and matched his career high with two tackles, tying for the team lead.

►**At Seattle (Nov. 15):** Appeared on a team-high 23 plays on special teams.

►**At Minnesota (Nov. 25):** Played 25 snaps on special teams, tied for the team lead, and registered a tackle.

2 Mason Crosby, K, 12th Year, Colorado

- With 1,433 career points, ranks No. 1 on the all-time franchise scoring list, having surpassed K Ryan Longwell (1,054) in 2015 in Week 2. Ranks No. 7 among active players in career scoring.
- Is the all-time franchise leader in field goals (298), 50-yard field goals (33) and extra points (539).
- Has kicked the seven longest field goals in franchise history (58-yarder in 2011, two 57-yarders in 2013, 56-yarders in 2010, 2011 and 2015, 55-yarder in 2014).
- Has not missed a game in his career, playing in 187 straight contests in the regular season, tied for the second-longest streak in franchise history (QB Brett Favre, 255; T Forrest Gregg, 187).
- Registered a franchise-record 10 straight 100-point seasons (2007-16), one of only three players in NFL history to register 100-plus points in 10-plus consecutive seasons (Jason Elam, 16, 1993-2008; Adam Vinatieri, 13, 1996-2008).
- Set a franchise record with 23 consecutive field goals made (2010-11), topping Chris Jacke's mark of 17 straight in 1993.

2018 SEASON: Has connected on 21 of 27 field goals and 25 of 27 extra points, ranking tied for No. 9 in the league in scoring with 88 points...Has posted 32 touchbacks on 59 kickoffs (55.2 pct.) and a tackle on special teams.

►**Vs. Chicago (Sept. 9):** Connected on his lone FG attempt of the evening, a 42-yarder late in the third quarter, and all three extra points, including the game winner with 2:13 remaining following WR Randall Cobb's 75-yard TD catch...Recorded four touchbacks on five kickoffs.

►**Vs. Minnesota (Sept. 16):** Matched his career high and tied the single-game franchise record with five field goals (37, 40, 31, 48, 36)...Finished with a career-high 17 points, the most by a Packers kicker since Ryan Longwell recorded 17 at Arizona on Sept. 24, 2000...Recorded six

touchbacks on kickoffs, tied for the second-best single-game total of his career.

►**At Washington (Sept. 23):** Connected on his long FG attempt of the afternoon, a 41-yarder early in the second quarter, and both extra points...Posted two touchbacks on four kickoffs.

►**Vs. Buffalo (Sept. 30):** Became just the second player in franchise history (Longwell, at Atlanta, Nov. 13, 2005) to connect on two field goals of 50-plus yards in a regular-season game (two 52-yarders)...Became the first player to accomplish the feat at Lambeau Field...Made the first 52-yarder as time expired in the first half and added the second one with just under two minutes remaining in the game...Added a 39-yard FG and three touchbacks on five kickoffs.

►**At Detroit (Oct. 7):** Made 1 of 5 field goals, connecting on a 41-yarder late in the game...Posted three touchbacks on four kickoffs.

►**Vs. San Francisco (Oct. 15):** Connected on all seven of his kicks on the evening (four FGs, three extra points), highlighted by his game-winning 29-yard FG as time expired to give the Packers the 33-30 win...It marked his third straight season with a game-winning FG (at Chicago in 2016, vs. Cincinnati in 2017)...Also made a 51-yard FG early in the third quarter, the 32nd FG in his career from 50-plus yards...Added a tackle on special teams...Was named NFC Special Teams Player of the Week for his performance, further extending his team mark by winning the award for the seventh time in his career.

►**At L.A. Rams (Oct. 28):** Made both of his FG attempts on the afternoon (41, 53), giving him four FGs of 50-plus yards in the last four games...Registered three touchbacks on seven kickoffs.

►**At New England (Nov. 4):** Connected on his lone FG attempt of the evening (29 yards) and recorded two touchbacks on four kickoffs.

►**Vs. Miami (Nov. 11):** Made his lone FG attempt (38 yards) and all four extra points...Posted one touchback on six kickoffs.

►**At Seattle (Nov. 15):** Connected on a 36-yard FG and all three extra points...Posted three touchbacks on five kickoffs.

►**At Minnesota (Nov. 25):** Made his lone FG attempt of the evening, a 38-yarder late in the fourth quarter, and both extra points...Recorded three touchbacks on four kickoffs (onside kick attempt).

76 Mike Daniels, DL, 7th Year, Iowa

- Was selected to his first career Pro Bowl in 2017, having initially been named a first alternate before being selected as an injury replacement for Rams DT Aaron Donald.
- In 2017, started all 14 games he appeared in and registered a career-high 72 tackles (42 solo), 11 tackles for a loss (tied for No. 2 on the team), five sacks (No. 3 on the team), a forced fumble, 14 QB hits (No. 3 on the team) and seven QB pressures.
- Named an alternate for the Pro Bowl in 2016 after starting all 16 games and registering 44 tackles (29 solo), four sacks, a fumble recovery, 14 QB hits (No. 3 on the team), 14 pressures (tied for No. 2 on the team) and nine tackles for a loss (tied for No. 2 on the team).
- Led the defensive line with 16 starts, 66 tackles (40 solo) and four sacks in 2015. Ranked No. 3 on the team in QB hits (12) and No. 2 in pressures (22), and was named an alternate for the Pro Bowl for the first time in his career.

2018 SEASON: Has played in 10 games with nine starts and has registered 26 tackles (15 solo), two sacks, five tackles for a loss, a team-high eight QB hits and 14 QB pressures (tied for the team lead).

►**Vs. Chicago (Sept. 9):** Appeared on 33 plays and registered four tackles (three solo) and a sack...Midway through the fourth quarter, chased down QB Mitchell Trubisky as he scrambled to his left for a zero-yard sack at the Chicago 32.

►**Vs. Minnesota (Sept. 16):** Started and played 45 snaps, finishing with three tackles (one solo) as the defense limited the Vikings to 68 rushing yards on 18 carries (3.8 avg.).

►**At Washington (Sept. 23):** Started and played 49 of 61 snaps, finishing with a solo tackle and a QB hit.

►**Vs. Buffalo (Sept. 30):** Started and played 35 snaps, recording a solo

tackle and a QB hit...On a third-and-15 in the second quarter, drove back T Dion Dawkins to hit QB Josh Allen's arm as his pass intended for WR Kelvin Benjamin fell short...Helped the defense allow just 58 rushing yards on 16 carries (3.6 avg.).

►**At Detroit (Oct. 7):** Started and appeared on 49 of 62 plays, posting three tackles (two solo), two tackles for a loss, a team-high four QB pressures and a QB hit.

►**Vs. San Francisco (Oct. 15):** Started and played 39 snaps, finishing with two tackles (both solo).

►**At L.A. Rams (Oct. 28):** Started and appeared on 49 plays, posting five tackles (two solo) and a team-high five QB pressures.

►**At New England (Nov. 4):** Started and played 43 snaps, posting two tackles (one solo), a sack and a team-high two QB hits...Late in the first quarter, beat RG Ted Karras to get to QB Tom Brady for a 10-yard sack on third down as the defense forced a three-and-out.

►**Vs. Miami (Nov. 11):** Started and played 43 snaps, finishing with four tackles (two solo), including one for a loss, two QB pressures and two QB hits.

►**At Seattle (Nov. 15):** Started and played 34 snaps, but left the game in the middle of the third quarter with a foot injury and did not return...Posted an assisted tackle and a QB pressure.

►**At Minnesota (Nov. 25):** Inactive (foot).

11 Trevor Davis, WR, 3rd Year, California

- Posted a 12.2-yard average on punt returns from 2016-17, good for No. 2 in the NFL (min. 30 att.) behind only Chiefs WR Tyreek Hill (12.4).

- Joined Hill as the only players in the league to have a punt return of 55-plus yards in both of the last two seasons (2016-17).

- Played in all 16 games in 2017, ranking No. 3 in the NFL in punt-return average (12.0 avg.) and No. 8 in the NFL in kickoff-return average (22.8 avg.).

- Among players with 20-plus punt returns in a season, his 12.0-yard average on punt returns in 2017 ranks No. 6 in franchise history.

- Ranked No. 4 in the NFL in total yards on kick returns in 2017 with 996, the most by a Packer since WR Randall Cobb posted 1,256 yards in 2012.

2018 SEASON: Has played in two games...Has one kickoff return for 20 yards, four punt returns for 44 yards (11.0 avg.) and two tackles on special teams...Was placed on injured reserve (hamstring) on Sept. 11 after being inactive in Week 1...Was activated from injured reserve on Nov. 15.

►**Vs. Chicago (Sept. 9):** Inactive (hamstring).

►**At Seattle (Nov. 15):** Made his season debut, serving as the returner for both kickoffs and punts...Had one kickoff return for 20 yards and three punt returns for 31 yards (10.3 avg.)...Added a tackle on special teams, bringing down WR Tyler Lockett at the Seattle 17 on a kickoff return late in the first half.

►**At Minnesota (Nov. 25):** Had one punt return for 13 yards, but was sidelined in the second half (hamstring)...Also posted a tackle on special teams, bringing down CB Marcus Sherels at the Minnesota 17 for no gain on a second-quarter punt return.

51 Kyler Fackrell, LB, 3rd Year, Utah State

- Played in all 16 games with two starts in 2017, seeing time on defense and special teams. Posted 34 tackles (23 solo), six tackles for a loss, three sacks, a fumble recovery, nine QB hits and 20 QB pressures (tied for No. 2 on the team). Added three tackles on special teams.

- Appeared in 13 games as a rookie, seeing time on defense and special teams. Was tied for No. 2 on the team with nine tackles on special teams.

- Recorded nine tackles (all solo), two sacks, a forced fumble, six QB pressures, a QB hit and a pass defended in the 2016 regular season.

2018 SEASON: Has played in all 11 games with one start and has posted 36 tackles (28 solo), a career-high eight sacks (leads the team), nine tackles for a loss and a QB hit...Among linebackers, is tied for No. 4 in the league in sacks (according to Sportradar)...Has added two tackles on special teams.

►**Vs. Chicago (Sept. 9):** Appeared on four plays on defense and 22

on special teams...Registered an assisted tackle on defense and a tackle on special teams.

►**Vs. Minnesota (Sept. 16):** Played 13 snaps on defense and 28 on special teams, finishing with a solo tackle on defense.

►**At Washington (Sept. 23):** Appeared on 23 snaps on defense and 15 on special teams...Recorded two tackles (one solo) on defense.

►**Vs. Buffalo (Sept. 30):** Played 26 snaps on defense and registered a career-high three sacks, with all three coming in the fourth quarter...Became the first Packer to register three sacks in the fourth quarter since Kabeer Gbaja-Biamila had three at Chicago on Jan. 2, 2005...His first sack came early in the fourth quarter when he was credited with a 10-yard sack as QB Josh Allen fell down...Posted two sacks on the final three plays of the game, beating T Jordan Mills to bring down Allen for a 6-yard loss and then beating Vladimir Ducasse to get to Allen for an 8-yard sack...Finished the game with a season-high five tackles (four solo).

►**At Detroit (Oct. 7):** Played 25 snaps on defense and 16 on special teams...Recorded three tackles (two solo) on defense.

►**Vs. San Francisco (Oct. 15):** Appeared on 29 plays on defense, matching his season high with five tackles (four solo)...Midway through the fourth quarter, brought down FB Kyle Juszczyk for no gain after he made a short reception at the San Francisco 4...Late in the quarter, tackled QB C.J. Beathard for just a 1-yard gain on a scramble on second down...Also played 19 snaps on special teams.

►**At L.A. Rams (Oct. 28):** Played 28 snaps on defense and a team-high 29 on special teams...Registered two tackles (one solo) and a sack...Late in the third quarter, blew by T Andrew Whitworth to wrap up QB Jared Goff for a 4-yard sack.

►**At New England (Nov. 4):** Appeared on 36 snaps on defense and 21 on special teams...Recorded three tackles (two solo) on defense and a tackle on special teams.

►**Vs. Miami (Nov. 11):** Played 48 snaps and posted five tackles (all solo), a sack and a pass defended...Late in the first quarter with the Dolphins at the Green Bay 11, used a spin move to beat T Zach Sterup and get to QB Brock Osweiler for an 8-yard sack on third down to force Miami to settle for a field goal.

►**At Seattle (Nov. 15):** Led the team with three sacks, matching his career high, as he became just the sixth player in team history (since 1982) to register two three-sack games in a season...Joins Steelers LB T.J. Watt as the only players in the NFL this season to post two three-sack outings...Late in the first half, fought off a block from T Duane Brown to get to QB Russell Wilson for a 7-yard sack...Early in the third quarter, deflected a Wilson pass on third-and-2 that was caught by Wilson at the Seattle 7 before he was tackled by LB Clay Matthews for an 11-yard loss...On Seattle's next offensive play, tackled RB Rashaad Penny for a 2-yard loss on a run to the right...On the next play, beat Brown again for a 2-yard sack of Wilson...Early in the fourth quarter, came unblocked off the left side to get to Wilson for an 11-yard sack...Finished with six tackles (five solo), including four for a loss, a QB hit and a pass defended.

►**At Minnesota (Nov. 25):** Made his first start of the season, appearing on 55 plays and posting three tackles (all solo).

93 Reggie Gilbert, LB, 1st Year, Arizona

- Originally signed by Green Bay as an undrafted free agent on May 6, 2016. Was on the Packers' practice squad for his entire rookie season in 2016 and the first 15 weeks of the 2017 season before being elevated to the active roster on Dec. 2.

- Played in two games last season and registered three tackles (two solo), a sack, five quarterback pressures and three QB hits...Was tied with LB Kyler Fackrell for the most QB pressures on the team (five) over the final two games.

- Started 47 of 57 games played at Arizona, compiling 143 tackles (89 solo), 27 tackles for a loss, 14 sacks, three forced fumbles and two fumble recoveries.

2018 SEASON: Has played in all 11 games and has recorded 34 tackles (27 solo), six tackles for a loss (No. 4 on the team), 2.5 sacks, three QB

hits, 12 QB pressures (tied for No. 3 on the team) and a pass defended... Has added two tackles on special teams.

►**Vs. Chicago (Sept. 9):** Played 37 snaps on defense and led the team with four QB pressures...Added two solo tackles.

►**Vs. Minnesota (Sept. 16):** Appeared on 34 plays on defense and registered a half-sack, two QB hits and a QB pressure...On a third-and-10 midway through the first quarter, shed a block from G Mike Remmers for a shared 6-yard sack of QB Kirk Cousins with CB Jaire Alexander to force a punt.

►**At Washington (Sept. 23):** Played 24 snaps on defense and recorded three tackles (two solo).

►**Vs. Buffalo (Sept. 30):** Appeared on 25 plays on defense and registered four tackles (three solo), a sack and two QB pressures...Late in the third quarter, came off the left side and beat T Jordan Mills to get to QB Josh Allen for a 7-yard sack on third down...Added a tackle on special teams.

►**At Detroit (Oct. 7):** Played 31 snaps on defense and registered four tackles (three solo), a tackle for a loss and a QB pressure...Also appeared on 11 plays on special teams.

►**Vs. San Francisco (Oct. 15):** Appeared on 23 plays on defense and posted a career-high six tackles (four solo)...Also played 16 snaps on special teams.

►**At L.A. Rams (Oct. 28):** Played 34 snaps on defense and 14 on special teams...Matched his career high with six tackles (all solo), including three tackles for a loss...Added a QB pressure and a QB hit...Stopped RB Todd Gurley for a 1-yard loss on a run early in the first quarter...Tackled QB Jared Goff for a 4-yard loss on a scramble in the fourth quarter and brought down WR Josh Reynolds for a 2-yard loss on a run late in the fourth quarter...Added a tackle on special teams.

►**At New England (Nov. 4):** Appeared on 30 snaps on defense and 16 on special teams...Posted a solo tackle on defense.

►**Vs. Miami (Nov. 11):** Played 26 snaps on defense and registered two tackles (one solo), a sack, first career fumble recovery and a QB pressure... On the opening series with the Dolphins driving, recovered a QB Brock Osweiler fumble at the Green Bay 30 after Osweiler mishandled a shotgun snap...Late in the fourth quarter, shed a block from TE A.J. Derby and then chased down Osweiler for a 12-yard sack on fourth down to give the Packers the ball as they ran out the clock to seal the win.

►**At Seattle (Nov. 15):** Appeared on 27 plays on defense and 17 on special teams, recording three tackles (all solo) and two QB pressures.

►**At Minnesota (Nov. 25):** Played 30 snaps on defense and 17 on special teams...Registered two tackles (both solo) and a pass defended...With just under five minutes remaining in the game, deflected a QB Kirk Cousins pass on fourth down from the Green Bay 7 to force a turnover on downs.

80 Jimmy Graham, TE, 9th Year, Miami

- Is the only tight end in league history to have two seasons with 1,200-plus receiving yards and 10-plus receiving touchdowns (2011, 2013) and is the only TE to register four consecutive seasons with 85-plus catches (2011-14).

- Ranks No. 4 in NFL history among tight ends with 71 career TD catches and ranks No. 3 in the league in TD receptions among all players since entering the NFL in 2010.

- Has been selected to five career Pro Bowls (2011, 2013-14, 2016-17) and earned first-team All-Pro honors from *The Associated Press* in 2013.

- Has posted four seasons with 10-plus TD catches, tied for No. 2 in league annals among TEs behind only Patriots TE Rob Gronkowski (five).

2018 SEASON: Has played in all 11 games with nine starts and ranks No. 2 on the team with 36 receptions for 486 yards (13.5 avg.) and two TDs...Is tied for No. 2 on the team in receptions of 20-plus yards with seven...Among TEs, ranks No. 9 in the league in receiving yards and No. 7 in yards per catch.

►**Vs. Chicago (Sept. 9):** Started and played 59 of 60 snaps in his Green Bay debut, posting two receptions for 8 yards (4.0 avg.).

►**Vs. Minnesota (Sept. 16):** Started and played 58 snaps, leading the

team with 95 receiving yards on six receptions (15.8 avg.)...It marked his best single-game receiving-yardage total since Nov. 7, 2016, when he was with Seattle (103 yards on eight catches vs. Buffalo)...Early in the third quarter on a third-and-3, hauled in a pass from QB Aaron Rodgers on a wheel route for a 34-yard gain down the left sideline to the Minnesota 48... Added a 27-yard grab late in regulation, finding an opening on the sideline to catch a pass from a scrambling Rodgers at the Minnesota 37.

►**At Washington (Sept. 23):** Started and appeared on 64 of 69 snaps, finishing with five receptions for 45 yards (9.0 avg.), with two of the catches picking up first downs...Caught a 13-yard pass from Rodgers on Green Bay's opening drive of the second half to convert a third-and-10 that set up Rodgers' 2-yard TD pass to WR Davante Adams on the next play.

►**Vs. Buffalo (Sept. 30):** Started and played 54 of 76 snaps, hauling in three passes for 21 yards (7.0 avg.) and a TD...Capped off the Packers' second drive with a 3-yard TD catch, his first in a Green Bay uniform, hauling in a pass from Rodgers in the flat and taking it in for the score...Made a 13-yard reception over the middle early in the fourth quarter to convert a third-and-6.

►**At Detroit (Oct. 7):** Started and played 66 of 81 snaps, matching his season high with six catches for 76 yards (12.7 avg.)...Of his six receptions, five went for first downs, a season high...Midway through the second quarter, made an out-and-up move and then made a leaping grab over DB Quandre Diggs for a 24-yard gain.

►**Vs. San Francisco (Oct. 15):** Played 56 of 71 snaps and posted a season-high 104 yards receiving on five catches (20.8 avg.), his first 100-yard receiving game since Nov. 7, 2016, vs. Buffalo when he was with the Seahawks...Posted a 54-yard reception late in the first quarter, the third-longest catch of his career and his longest since a 56-yard TD grab with the New Orleans Saints at Tampa Bay on Sept. 15, 2013...Found an opening down the middle of the field on the play-action pass, hauling in the throw from Rodgers near midfield before taking it down the left sideline to the San Francisco 12 to set up Rodgers' TD pass to WR Davante Adams two plays later...Early in the fourth quarter, posted a 21-yard reception on third-and-4, hauling in a short pass from Rodgers before taking it out to the San Francisco 48.

►**At L.A. Rams (Oct. 28):** Started and played 46 of 52 snaps, making a leaping 21-yard grab over the middle on Green Bay's second drive down to the Rams' 1 that set up RB Jamaal Williams' 1-yard TD run two plays later...Ran down the seam and got behind LB Cory Littleton to make the catch.

►**At New England (Nov. 4):** Started and played 59 snaps, finishing with four receptions for 55 yards (13.8 avg.) and a TD...Made a 19-yard catch down the left sideline late in the first quarter to convert a third-and-5...On the opening drive of the second half, caught a 15-yard TD pass from Rodgers with S Patrick Chung blanketing him in coverage in the end zone.

►**Vs. Miami (Nov. 11):** Started and played 39 snaps, posting a 14-yard reception.

►**At Seattle (Nov. 15):** Started and played 21 snaps, but left the game in the second quarter due to a thumb injury and did not return...Caught a 13-yard pass to the Seattle 16 on Green Bay's first offensive play.

►**At Minnesota (Nov. 25):** Playing with a splint on his injured left thumb, appeared on 22 snaps and caught two passes for 34 yards (17.0 avg.), including a 25-yard grab down the middle in the fourth quarter.

36 Raven Greene, S, Rookie, James Madison

- Started 39 of 58 games played in five years for the Dukes, amassing 292 tackles (161 solo) and five tackles for a loss. Posted 34 passes defended as well as 14 interceptions for 258 return yards, both school record.

- Was a first-team All-Colonial Athletic Association honoree as a fifth-year senior in 2017 after posting 82 tackles (44 solo), five interceptions, 12 passes defended, a forced fumble and a fumble recovery.

2018 SEASON: Has played in eight games and has registered three tackles (two solo), a sack and a pass defended on defense...Also has posted a 26-yard carry on a fake punt and has recorded five tackles and a forced

fumble on special teams...Was inactive for the other three contests.

► **Vs. Chicago (Sept. 9):** Inactive (healthy scratch).

► **Vs. Minnesota (Sept. 16):** Inactive (healthy scratch).

► **At Washington (Sept. 23):** Made his NFL debut, appearing on 13 plays on special teams.

► **Vs. Buffalo (Sept. 30):** Played 12 snaps on special teams.

► **At Detroit (Oct. 7):** Appeared on a team-high 22 plays on special teams and registered a tackle.

► **Vs. San Francisco (Oct. 15):** Played 13 snaps on special teams, recording a tackle and his first career forced fumble when he forced one by DB D.J. Reed Jr. on a first-quarter kickoff return that was recovered by LB James Crawford at the San Francisco 34.

► **At L.A. Rams (Oct. 28):** Appeared on 19 plays on special teams and registered a career-high two tackles.

► **At New England (Nov. 4):** Played 19 snaps on special teams.

► **Vs. Miami (Nov. 11):** Saw the first action of his career on defense with starting S Kentrell Brice (ankle) sidelined for most of the game, appearing on 30 snaps and posting his first career sack and a pass defended along with two tackles (one solo)...Early in the second quarter on third-and-goal from the Green Bay 7, came up to nearly intercept QB Brock Osweiler's pass intended for WR Danny Amendola as the Dolphins were forced to settle for a field goal...On the final play of the third quarter, came unblocked off the right end to sack QB Brock Osweiler for a 12-yard loss on third down to force a Miami punt...Also posted his first carry as a pro, taking a direct snap from LS Hunter Bradley on a fourth-and-3 early in the fourth quarter and running it off the left end for a 26-yard pickup to the Miami 23 to help set up a Mason Crosby FG.

► **At Seattle (Nov. 15):** Played 14 snaps on defense and 12 on special teams...Registered a solo tackle on defense and a tackle on a kickoff return late in the first quarter.

► **At Minnesota (Nov. 25):** Inactive (ankle).

31 Davon House, CB, 8th Year, New Mexico State

- Rejoined the Packers in 2017 and started all 12 games he appeared in, recording 49 tackles (42 solo), three tackles for a loss, a sack, an interception and nine passes defended (No. 4 on the team).

- Appeared in 16 games with four starts in 2016 for Jacksonville and finished with 16 tackles (13 solo).

- Started a career-best 15 of 16 games played for the Jaguars in 2015, setting career highs in tackles (60), solo tackles (49), passes defended (23) and interceptions (four). His 23 passes defended set a franchise single-season record.

2018 SEASON: Played in three games, seeing time on defense and special teams...Was placed on injured reserve (shoulder) on Sept. 26.

► **Vs. Chicago (Sept. 9):** Appeared on 15 plays on special teams.

► **Vs. Minnesota (Sept. 16):** Played 24 snaps on defense, seeing increased time after CB Kevin King (groin) left the game.

► **At Washington (Sept. 23):** Appeared on six plays on defense and 13 on special teams.

37 Josh Jackson, CB, Rookie, Iowa

- Played in 39 games with 14 starts in three seasons at Iowa, registering 66 tackles (52 solo), 32 passes defended, eight interceptions, a forced fumble and 168 interception return yards with two touchdowns.

- Named a permanent team captain on defense in 2017 and was a consensus first-team All-American as well as first-team All-Big Ten by league's coaches and media.

- Set career highs as a junior in '17 in games started (13), tackles (48), solo tackles (34), passes defended (26, No. 1 in the nation), interception return yards (168, No. 2 in the nation) and forced fumbles (one), while his career-best eight interceptions led the nation and tied the single-season school record.

2018 SEASON: Has played in all 11 games with six starts and has posted 46 tackles (29 solo), a tackle for a loss, a QB pressure and eight passes defended (No. 2 on the team)...Has added two tackles on special

teams and a recovery of a blocked punt for a TD.

► **Vs. Chicago (Sept. 9):** Started as the third CB in his NFL debut, becoming the first Green Bay rookie cornerback to start in Week 1 since Sam Shields in 2010...Registered three tackles (all solo) and a pass defended...Late in the third quarter, came up to stop RB Tarik Cohen for a 1-yard loss on a screen pass.

► **Vs. Minnesota (Sept. 16):** Appeared on 34 plays on defense and 16 on special teams, finishing with three tackles (two solo)...Midway through the first quarter, recovered a Matt Wile punt that had been blocked by WR Geronimo Allison, catching the ball in the front of the end zone for the score...Became the first Packer to score on a blocked punt since LB Dezman Moses vs. Jacksonville on Oct. 28, 2012...Also registered a tackle on special teams.

► **At Washington (Sept. 23):** Played 37 snaps on defense and 11 on special teams...Posted four tackles (one solo) and a QB pressure.

► **Vs. Buffalo (Sept. 30):** Started as the third CB and played 49 of 58 snaps, recording seven tackles (four solo) and a career-high two passes defended...Late in the first half, broke up a QB Josh Allen pass intended for WR Kelvin Benjamin near the sideline...Early in the fourth quarter, broke up a deep pass over the middle intended for WR Zay Jones on third down.

► **At Detroit (Oct. 7):** Started as the third CB and played 47 of 62 snaps, posting five tackles (two solo) and a team-high two passes defended...On the first play from scrimmage, broke up a short pass from QB Matthew Stafford intended for WR Marvin Jones.

► **Vs. San Francisco (Oct. 15):** Played 21 snaps on defense and recorded a solo tackle...Also appeared on 13 plays on special teams.

► **At L.A. Rams (Oct. 28):** Appeared on three plays on defense and 18 on special teams...Recorded a special teams tackle.

► **At New England (Nov. 4):** Played 41 snaps on defense and 14 on special teams...Finished with five tackles (three solo) and two passes defended (tied for the team lead)...Midway through the third quarter, batted down a QB Tom Brady pass on third-and-goal from the 1 that was intended for WR Chris Hogan...On the next series, drilled WR Julian Edelman on a short pass just as the ball arrived for the pass breakup.

► **Vs. Miami (Nov. 11):** Started and played all 68 snaps, a career high, and registered six tackles (three solo).

► **At Seattle (Nov. 15):** Started and appeared on 69 of 70 plays, posting three tackles (all solo).

► **At Minnesota (Nov. 25):** Started and played 60 of 70 snaps, ranking No. 2 on the team with a career-high nine tackles (seven solo) and a pass defended.

33 Aaron Jones, RB, 2nd Year, Texas-El Paso

- Among running backs with 150-plus career attempts, ranks No. 2 in NFL history with an average of 5.87 yards per carry.

- Rushed for 448 yards and four TDs on 81 carries as a rookie in 2017, a 5.53-yard rushing average that ranks No. 6 in franchise single-season history (min. 75 att.).

- Among running backs with 75-plus rushing attempts, ranked No. 2 in the NFL last season in rushing average behind only Saints RB Alvin Kamara (6.07 avg.).

- Registered two 125-yard rushing games in 2017, tied for the most in franchise history by a Green Bay rookie (John Brockington, 1971; Eddie Lacy, 2013).

2018 SEASON: Has played in nine games with six starts and has rushed for 606 yards and six TDs on 101 carries (6.0 avg.) with 19 catches for 162 yards (8.5 avg.) and a TD...Leads the league in yards per carry (6.00) and percentage of carries picking up first downs (34.7 percent)...Has posted a team-best 19 runs of 10-plus yards (No. 12 in the NFL)...Ranks No. 4 in league in percentage of carries going for 10-plus yards (18.8 percent)...Was on the reserve/suspended list for the first two games of the season.

► **At Washington (Sept. 23):** Made his season debut, appearing on 17 plays and posting 42 rushing yards on just six carries (7.0 avg.)...Three of the carries picked up first downs, including a 17-yard carry up the middle in the third quarter.

► **Vs. Buffalo (Sept. 30):** Led the team with 65 rushing yards and a TD on 11 carries (5.9 avg.)...Posted a 30-yard run down the left sideline late in the first quarter, the second-longest carry of his career behind only his 46-yard TD run vs. New Orleans on Oct. 22, 2017...Later on the drive, picked up 17 yards on a screen pass and then capped it off with a 3-yard TD run two plays later...Finished with a season-high four rushing first downs.

► **At Detroit (Oct. 7):** Paced the offense with 40 yards rushing on seven carries (5.7 avg.) with two receptions for 19 yards (9.5 avg.).

► **Vs. San Francisco (Oct. 15):** Started for the first time on the season, pacing the team with 41 yards rushing on eight carries (5.1 avg.)...On Green Bay's second play from scrimmage, picked up 16 yards down to the San Francisco 1 on a run off the right end, a play that was initially ruled a TD before it was ruled that he didn't break the plane.

► **At L.A. Rams (Oct. 28):** Started for the second straight game, pacing the team with a season-high 86 rushing yards and a TD on just 12 carries (7.2 avg.)...Late in the third quarter, scored a 33-yard TD on a draw, the second-longest rushing TD of his NFL career behind only his 46-yarder vs. New Orleans in 2017...Got to the second level and then made S John Johnson III miss on his way to the end zone...Had a season-high three carries for 10-plus yards and matched his season high with four rushing first downs.

► **At New England (Nov. 4):** Started for the third straight week and led the team with 75 rushing yards on 14 carries (5.4 avg.), becoming just the third Green Bay player since the 1970 AFL-NFL merger to register 75-plus rushing yards on 15 or fewer attempts in back-to-back games (Gerry Ellis, 1984; Ryan Grant, 2007).

► **Vs. Miami (Nov. 11):** Started his fourth straight game and delivered a career-high 145 rushing yards and a career-best two rushing TDs (2 yards, 10 yards) on just 15 carries (9.7 avg.), becoming just the sixth Packer since 1950 to rush for 145-plus yards on 15 or fewer carries and the first since RB Ahman Green had 15 carries for 163 yards vs. Dallas on Oct. 24, 2004...Became the first player in the NFL with 145-plus rushing yards and two-plus rushing TDs on 15 or fewer attempts since Jaguars RB Maurice Jones-Drew (8-177-2) at Tennessee on Nov. 1, 2009...It marked his third straight game with 75-plus rushing yards and 15 or fewer attempts as he became only the eighth NFL player since the 1970 merger and the first since RB Jamaal Charles in 2010 to accomplish the feat...Became the first Packer to do so since QB Tobin Rote in 1951...Posted a career-best 67-yard run up the middle to the Miami 4 late in the first quarter, the longest run by a Green Bay player since WR Randall Cobb's 67-yarder vs. Detroit on Oct. 6, 2013...Finished with 96 rushing yards on just four carries (24.0 avg.) in the first quarter, the most rushing yards by a Packer since Green posted 122 vs. Detroit in the opening quarter on Sept. 9, 2001...Posted a career-best six runs of 10-plus yards, the most by a Green Bay player since Green had six at Minnesota on Nov. 2, 2003...Added three catches for 27 yards (9.0 avg.) for a career-best 172 yards from scrimmage, the most by a Packers RB since Eddie Lacy registered 182 yards at New Orleans on Oct. 26, 2014...Accounted for 54 of the Packers' 70 yards on the opening series (27 rushing, 27 receiving).

► **At Seattle (Nov. 15):** Led the Packers with 11 carries for 40 yards (3.6 avg.) and a TD and added a career-best five receptions for a career-high 63 yards (12.6 avg.) and a TD...Took it in for a TD from 8 yards out on a toss on Green Bay's opening drive...Late in the first half, came out of the backfield and got behind LB Austin Calitro to haul in a 24-yard TD pass from Rodgers, making the catch near the goal line as he posted his first career TD reception.

► **At Minnesota (Nov. 25):** Paced the team with 72 yards rushing and a TD on a season-high 17 carries (4.2 avg.) and added three receptions for 21 yards (7.0 avg.)...Scored on a 6-yard run early in the second quarter, taking the toss off the left side for the TD...It marked the first time in his career that he had posted at least one rushing TD in three straight games.

27 Josh Jones, S, 2nd Year, North Carolina State

- One of three Green Bay rookies to play in all 16 games in 2017 (RB Jamaal Williams and P Justin Vogel), and ranked No. 4 on the team with 64 solo tackles. His six special teams tackles tied for No. 2 on the Packers.

- Started seven contests and posted 71 tackles, five tackles for a loss, two sacks, three QB pressures, two QB hits, an interception and seven passes defended as a rookie.

- In his first career start (Week 3 vs. Cincinnati), posted a career-high 11 tackles (10 solo) and became the first rookie defensive back in team history (since 1982) to record two sacks in a game.

2018 SEASON: Has played in eight games with one start, seeing time on defense and special teams...Has posted 26 tackles (20 solo), a QB hit and a pass defended on defense and is tied for No. 3 on the team with five tackles on special teams...Was inactive for the first three games due to injury.

► **Vs. Chicago (Sept. 9):** Inactive (ankle).

► **Vs. Minnesota (Sept. 16):** Inactive (ankle).

► **At Washington (Sept. 23):** Inactive (ankle).

► **Vs. Buffalo (Sept. 30):** Appeared on 15 plays on special teams in his season debut and registered a tackle.

► **At Detroit (Oct. 7):** Played 17 snaps on special teams and four on defense.

► **Vs. San Francisco (Oct. 15):** Appeared on 14 plays on special teams.

► **At L.A. Rams (Oct. 28):** Played 24 snaps on special teams and led the team with a career-high three tackles...In the second quarter, tackled WR JoJo Natson for no gain on JK Scott's 55-yard punt.

► **At New England (Nov. 4):** Saw significant action on defense with Kentrell Brice (knee) and Jermaine Whitehead (ejection) sidelined...Appeared on 51 snaps on defense and was third on the team with seven tackles (six solo)...Also played 18 snaps on special teams.

► **Vs. Miami (Nov. 11):** Saw increased time after Brice departed the game late in the first quarter (ankle), appearing on 61 of 68 plays and leading the secondary with seven tackles (five solo)...Added a tackle on special teams.

► **At Seattle (Nov. 15):** Made his first start of the season, opening in place of an injured Brice (ankle), and played all 70 snaps, one of only two Green Bay defensive players (LB Blake Martinez) to do so...Led the team with a season-high 10 tackles (seven solo).

► **At Minnesota (Nov. 25):** Appeared on 57 of 70 plays on defense and registered two tackles (both solo) and a pass defended.

84 Lance Kendricks, TE, 8th Year, Wisconsin

- Has appeared in 120 games since 2011, the most in the league among active tight ends over that span.

- Played in all 16 games with nine starts in his first season with the Packers in 2017, the fourth time in his seven NFL seasons that he appeared in every game (played in 15 games in the other three).

- Started a career-high 16 games for the Los Angeles Rams in 2016 and posted a career-best 50 receptions for 499 yards (10.0 avg.) and two TDs, becoming just the fifth tight end in franchise history to register 50-plus catches in a season.

- Posted 17 TD catches during his six seasons with the Rams, the second most by a TE in franchise history behind only Damone Johnson (18, 1986-92).

2018 SEASON: Has appeared in all 11 games with one start and has posted 13 receptions for 117 yards (9.0 avg.) and a TD.

► **Vs. Chicago (Sept. 9):** Appeared on 19 plays and posted a 13-yard reception.

► **Vs. Minnesota (Sept. 16):** Played 27 snaps and caught one pass for 4 yards.

► **At Washington (Sept. 23):** Appeared on 10 plays on offense and three on special teams.

► **Vs. Buffalo (Sept. 30):** Played a season-high 35 snaps on offense, posting a 5-yard reception to convert a third-and-1 in the fourth quarter...Recovered a RB Ty Montgomery fumble late in the fourth quarter to retain

possession for the Packers...Helped the offense rack up a season-high 141 rushing yards on 32 carries (4.4 avg.)...On RB Aaron Jones' 30-yard, came from the backfield to block LB Ramon Humber and clear a big hole for Jones.

►**At Detroit (Oct. 7):** Played 18 snaps, finishing with two receptions for 8 yards (4.0 avg.) and a TD...Late in the third quarter, caught a 1-yard TD pass in the flat from QB Aaron Rodgers.

►**Vs. San Francisco (Oct. 15):** Appeared on 22 plays and caught two passes for 37 yards (18.5 avg.), highlighted by a 22-yard grab in the first quarter...Caught the pass from QB Aaron Rodgers in the flat before taking it down the sideline and spinning away from a host of defenders to pick up extra yardage down to the San Francisco 12.

►**At L.A. Rams (Oct. 28):** Played 17 snaps on offense and five on special teams.

►**At New England (Nov. 4):** Appeared on 26 plays on offense and five on special teams.

►**Vs. Miami (Nov. 11):** Started his first game of the season, appearing on 35 plays and hauling in two passes for 24 yards (12.0 avg.), including an 18-yard reception in the fourth quarter...Helped block for Green Bay's season-high 195 yards and two TDs on just 25 carries (7.8 avg.).

►**At Seattle (Nov. 15):** Played 26 snaps and caught two passes for 12 yards (6.0 avg.).

►**At Minnesota (Nov. 25):** Appeared on 22 plays and posted two receptions for 14 yards (7.0 avg.).

20 Kevin King, CB, 2nd Year, Washington

• Appeared in nine games with five starts as a rookie in 2017, registering 31 tackles (23 solo), a tackle for a loss and eight passes defended (No. 5 on the team) before being placed on injured reserve (shoulder) on Dec. 6.

• Despite being limited to nine games due to injury, his five starts were the third most among Packers rookies in 2017 (S Josh Jones and RB Jamaal Williams both had seven).

• Played in all 48 games with 35 starts in his four seasons at Washington and registered 165 tackles (107 solo), 8½ tackles for a loss, six interceptions, 28 passes defended, two forced fumbles and two fumble recoveries.

2018 SEASON: Has started all six games he has appeared in and has recorded 22 tackles (16 solo), a tackle for a loss, an interception, a fumble recovery and a pass defended...Has added a tackle on special teams...Has been inactive for four contests due to injury.

►**Vs. Chicago (Sept. 9):** Started and was one of five Green Bay defenders to appear on all 70 snaps, finishing with three tackles (all solo)...Late in the first half, came up to stop WR Taylor Gabriel for a 2-yard loss on a swing pass from QB Mitchell Trubisky.

►**Vs. Minnesota (Sept. 16):** Started and played 26 snaps before departing the game late in the first half due to a groin injury...Posted three tackles (one solo).

►**At Washington (Sept. 23):** Inactive (groin).

►**Vs. Buffalo (Sept. 30):** Inactive (groin).

►**At Detroit (Oct. 7):** Started and played 51 of 62 snaps, departing the game late in the fourth quarter (chin)...Led the team with a career-high eight tackles (six solo) and added a pass defended.

►**Vs. San Francisco (Oct. 15):** Started and played all 57 snaps, finishing with three tackles (all solo), a fumble recovery and an interception...Posted his first career fumble recovery, scooping up a FB Kyle Juszczyk at the San Francisco 44 that was forced by S Ha Ha Clinton-Dix...With just over a minute remaining and the game tied at 30, ran stride for stride with WR Marquise Goodwin down the middle of the field and intercepted QB C.J. Beathard's third-down pass at the Green Bay 10...Also registered a tackle on special teams.

►**At L.A. Rams (Oct. 28):** Started and played 76 of 78 snaps, recording three tackles (two solo) and a pass defended...On the opening drive of the second half, ran stride for stride with WR Brandin Cooks to make a leaping breakup of QB Jared Goff's deep pass near the right sideline to force a Rams punt.

►**At New England (Nov. 4):** Started, but was limited to just 24 snaps

of action after departing the game in the second quarter due to a hamstring injury...Posted two tackles (one solo).

►**Vs. Miami (Nov. 11):** Inactive (hamstring).

►**At Seattle (Nov. 15):** Inactive (hamstring).

►**At Minnesota (Nov. 25):** Inactive (hamstring).

9 DeShone Kizer, QB, 2nd Year, Notre Dame

• Started 15 games for the Cleveland Browns as a rookie in 2017, completing 255 of 476 passes (53.6 percent) for 2,894 yards and 11 TDs.

• Became the third-youngest NFL quarterback to start in Week 1 since 1963.

• Rushed for 419 yards and five TDs on 77 attempts (5.4 avg.) last season, becoming just the fourth rookie QB in NFL history to register 400-plus rushing yards and five-plus rushing TDs (Vince Young, Cam Newton, Robert Griffin III).

• Was tied for No. 3 in the league among all QBs with the five rushing TDs, which was the most by a Browns QB since Mike Phipps had five in 1972. His 419 rushing yards set a single-season team record among QBs.

• Tied a Browns single-game rookie record with three TD passes vs. Green Bay last season in Week 14 and threw for 314 yards in Week 17 at Pittsburgh, the fifth most in a game by a Cleveland rookie.

2018 SEASON: Has played in one game, completing 4 of 7 passes for 55 yards with an INT for a 42.9 passer rating...Dressed, but did not play, in the other 10 contests.

►**Vs. Chicago (Sept. 9):** Took over for injured QB Aaron Rodgers for the final three drives of the first half, completing 4 of 7 passes for 55 yards with an INT for a 42.9 passer rating...Connected with WR Randall Cobb on a 29-yard completion to the Chicago 21 in the second quarter on third down.

►**Vs. Minnesota (Sept. 16) – At Minnesota (Nov. 25):** Dressed, but did not see any action as the backup QB.

95 Tyler Lancaster, DL, Rookie, Northwestern

• Signed with the Packers as an undrafted free agent on May 4.

• Played in 40 games over four seasons at Northwestern, starting the final 39 contests for the Wildcats. Racked up 101 tackles (46 solo), 18.5 tackles for a loss, 3.5 sacks, three passes defended and two forced fumbles.

• Started all 13 games at DT as a senior, earning honorable mention All-Big Ten recognition as he helped the Wildcats rank No. 9 in the NCAA in run defense.

2018 SEASON: Has played in seven games with one start, seeing action on defense and special teams...Has posted four tackles (two solo), two QB pressures and two QB hits...Was on Green Bay's practice squad before being signed to the active roster on Oct. 6.

►**At Detroit (Oct. 7):** Appeared on one play on special teams in his NFL debut.

►**Vs. San Francisco (Oct. 15):** Played three snaps on special teams.

►**At L.A. Rams (Oct. 28):** Appeared on eight plays on defense and one on special teams, recording a QB hit.

►**At New England (Nov. 4):** Played a career-high 20 snaps on defense and registered two tackles (one solo).

►**Vs. Miami (Nov. 11):** Appeared on 14 plays on defense and posted an assisted tackle and a QB pressure

►**At Seattle (Nov. 15):** Played 11 snaps on defense and registered a QB pressure.

►**At Minnesota (Nov. 25):** Made his first NFL start, opening at NT and playing 22 snaps...Posted a solo tackle and a QB hit.

89 Marcedes Lewis, TE, 13th Year, UCLA

• Appeared in 170 games for the Jacksonville Jaguars during his 12 seasons with the team (2006-17), the third most in franchise history. Played in either 15 or 16 regular-season games in nine of his seasons in Jacksonville.

• Finished his career with the Jaguars ranked No. 3 in team history in receiving yards (4,502) and receptions (375) and No. 2 in receiving TDs

(33), tops among tight ends in all three categories.

- Was named to the Pro Bowl in 2010, the first tight end in team history to be honored, after posting career highs in receptions (58), receiving yards (700) and receiving TDs (10).

- Ranked No. 1 among NFL tight ends with an average of 16.2 yards per catch in 2009, the top mark by an NFL tight end (min. 32 rec.) since Jaguars TE Ernest Wilford registered a 16.6-yard average in 2005.

- Helped block for the top four single-season rushing-yardage totals in franchise history (2006-07, 2010, 2017). In 2017, helped the Jaguars lead the league in rushing (141.4 ypg) for the first time in franchise history.

2018 SEASON: Has played in all 11 games with three starts, seeing time on offense and special teams...Has posted three catches for 39 yards (13.0avg.).

►**Vs. Chicago (Sept. 9):** Played seven snaps on offense and four on special teams in his Green Bay debut.

►**Vs. Minnesota (Sept. 16):** Appeared on 14 plays on offense and eight on special teams.

►**At Washington (Sept. 23):** Played seven snaps on offense and four on special teams.

►**Vs. Buffalo (Sept. 30):** Appeared on 17 plays on offense and five on special teams.

►**At Detroit (Oct. 7):** Played 12 snaps on offense and six on special teams.

►**Vs. San Francisco (Oct. 15):** Made his first start in a Green Bay uniform, appearing on 22 snaps.

►**At L.A. Rams (Oct. 28):** Started as the Packers opened up with two tight ends...Appeared on 12 plays on offense and five on special teams.

►**At New England (Nov. 4):** Played seven snaps and posted his first catch in a Green Bay uniform, hauling in a 5-yard pass from QB Aaron Rodgers late in the third quarter.

►**Vs. Miami (Nov. 11):** Appeared on 10 offensive plays and posted his longest reception in a Green Bay uniform, hauling in a third-down pass for 30 yards in the third quarter down to the Miami 22...Came across the field to make the reception in the flat and take it down the left sideline for the 30-yard gain.

►**At Seattle (Nov. 15):** Played 10 snaps on defense and five on special teams.

►**At Minnesota (Nov. 25):** Started and played 23 snaps, posting a 4-yard reception.

70 Alex Light, T/G, Rookie, Richmond

- Started 38 of 44 games played in four seasons for the Spiders, earning first-team All Colonial Athletic Association honors as a senior in 2017.

- Started all 11 games in 2017, seeing time at both tackle and guard, and blocked for an offense that gained 4,980 yards and protected QB Kyle Lauletta, the CAA Offensive Player of the Year and a fourth-round pick of the N.Y. Giants in 2018.

2018 SEASON: Has been inactive for all 11 games (healthy scratch).

63 Corey Linsley, C, 5th Year, Ohio State

- Has started at center in all 65 contests he has played in during his first four-plus seasons in the NFL.

- Was the only player on offense to play every snap for the Packers in 2017, the second time in his career that he had accomplished that feat (also 2014).

- Started every game in 2014, becoming the first rookie center to open every game for the Packers since the league went to a 16-game schedule in 1978.

- Was named to the PFWA's All-Rookie team in '14, the first Green Bay center to be honored since its inception in 1974.

2018 SEASON: Has started all 11 games at C and has played every offensive snap, the only Green Bay offensive lineman to do so this season...Has helped the Packers rank No. 4 in the NFL in yards per carry (5.02), No. 1 in rushing first-down percentage (30.0), No. 10 in total offense (385.6 ypg) and No. 8 in net passing yards (279.3 ypg).

►**Vs. Chicago (Sept. 9):** Started at C and played all 60 snaps, helping to protect QB Aaron Rodgers as he connected on 20 of 30 passes (66.7 percent) for 286 yards and three TDs with no INTs for a 130.7 passer rating...Part of a line that did not allow a sack in the second half.

►**Vs. Minnesota (Sept. 16):** Started at C and appeared on all 77 snaps, blocking for Rodgers as he completed 30 of 42 passes (71.4 percent) for 281 yards and a TD with no INTs for a 97.4 rating.

►**At Washington (Sept. 23):** Started at C and played all 69 snaps, helping the Packers rush for 100 yards on just 17 carries (5.9 avg.), the fewest attempts by Green Bay in a 100-yard rushing game since Oct. 18, 2015, vs. San Diego (17-133)...Blocked for Rodgers as he posted his third straight game without an INT (27 of 44, 265 yards, two TDs, 93.5 rating).

►**Vs. Buffalo (Sept. 30):** Started at C and played all 76 snaps, helping the offense register a season-high 423 yards of offense, including a season-best 141 yards on 32 carries (4.4 avg.)...Helped the Packers convert 11 of 19 third downs (57.9 pct.), with the 11 conversions the most by the team since Oct. 27, 2013 (13 at Minnesota).

►**At Detroit (Oct. 7):** Started at C and played all 81 snaps, helping the offense rack up 521 yards of offense, the most by the Packers since Sept. 15, 2013, vs. Washington (580 yards)...Protected Rodgers as he threw for 442 yards, the third most in a game in franchise history, and three TDs on 32-of-52 passing.

►**Vs. San Francisco (Oct. 15):** Started at C and played all 71 snaps, blocking for Rodgers as he became the first QB in NFL history to record back-to-back 400-yard passing games with no INTs (425 yards and two TDs on 25-of-46 passing)...Helped the Packers rack up 521 yards of offense, just the second time in franchise history (also 1983) that the team registered back-to-back 500-yard games.

►**At L.A. Rams (Oct. 28):** Started at C and played all 52 snaps, helping to protect Rodgers as he connected on 18 of 30 passes for 286 yards and one TD with no INTs, his third straight game without an INT...Helped Green Bay rush for 106 yards and two TDs on 19 carries (5.6 avg.), highlighted by 86 yards and a TD on 12 carries (7.2 avg.) from RB Aaron Jones.

►**At New England (Nov. 4):** Started at C and played all 74 snaps, helping the offense rush for 117 yards on 25 carries (4.7 avg.)...Protected Rodgers as he posted his fourth straight zero-INT game (24 of 43, 259 yards, two TDs, 89.2 rating) and brought his streak of consecutive attempts without an INT to 200...Part of a line that allowed just one sack on the evening.

►**Vs. Miami (Nov. 11):** Started at C and played all 57 snaps, helping clear the way for the offense to rush for a season-high 195 yards and two TDs on just 25 carries (7.8 avg.)...It marked just the third time since the 1970 AFL-NFL merger that the Packers recorded 195-plus rushing yards on 25 or fewer carries (at St. Louis Cardinals, Sept. 29, 1985; at Chicago, Dec. 18, 2016)...Helped the Packers post their franchise-record fourth straight outing with 100-plus rushing yards and 25 or fewer carries, just the third time since the merger that a team has accomplished that feat (Miami Dolphins, 2007; Dallas Cowboys, 2015-16)...Blocked for Jones as he racked up a career-high 145 yards and a career-best two rushing TDs on only 15 carries (9.7 avg.), just the sixth Packer since 1950 to rush for 145-plus yards on 15 or fewer carries and the first since Ahman Green (15-163) vs. Dallas on Oct. 24, 2004.

►**At Seattle (Nov. 15):** Started and played all 49 snaps, protecting Rodgers as he threw for 332 yards and two TDs on 21-of-30 passing for a 128.8 rating, his sixth straight game with no interceptions.

►**At Minnesota (Nov. 25):** Started and played all 53 snaps, blocking for Rodgers as he posted his seventh straight game (min. 15 att.) without an INT, tied for the longest streak in team history (Rodgers, 2016).

99 James Looney, DL, Rookie, California

- Earned honorable mention All-Pacific-12 recognition in both of his final two seasons at the University of California and was on the watch list for the Bronko Nagurski Trophy as a senior in 2017.

- Was tied for the team lead with a career-high 9.5 tackles for a loss in 2017 and matched his career best with 3.5 sacks.

- Began his college career at Wake Forest, appearing in six games as a true freshman in 2013 before transferring to Cal.

2018 SEASON: Has been active for one game, but did not see any action...Was on Green Bay's practice squad for the first 10 games before being signed to the active roster on Nov. 24.

► **At Minnesota (Nov. 25):** Was active, but did not see any action.

94 Dean Lowry, DL, 3rd Year, Northwestern

- Played in all 16 games with 11 starts in 2017 and registered 34 tackles (22 solo), two sacks, seven tackles for a loss, a fumble recovery for a touchdown, two passes defended, eight quarterback hits and six QB pressures.

- Earned NFC Defensive Player of the Week (13) honors after recording four tackles (all solo), a sack, a QB pressure, a QB hit and a fumble recovery he returned 62 yards for a touchdown. Became just the seventh Green Bay player (since 1982) to register a sack and a defensive TD in the same game.

- Saw action in 15 games as a rookie and registered 14 tackles (eight solo), two sacks, three tackles for a loss, nine QB pressures and three QB hits. Also appeared in all three postseason contests and posted two tackles (one solo) and a QB pressure.

2018 SEASON: Has played in all 11 games with three starts and has registered 34 tackles (23 solo), six tackles for a loss, two sacks, a pass defended, two QB hits and 12 QB pressures (tied for No. 3 on the team).

► **Vs. Chicago (Sept. 9):** Appeared on 15 plays on defense and posted a solo tackle, bringing down QB Mitchell Trubisky for a 3-yard loss on a fourth-quarter run.

► **Vs. Minnesota (Sept. 16):** Played 18 snaps on defense and 14 on special teams...Recorded two tackles (both solo), including a tackle for a loss.

► **At Washington (Sept. 23):** Appeared on 24 plays on defense and nine on special teams...Registered two tackles (one solo) on defense.

► **Vs. Buffalo (Sept. 30):** Made his first start of the season, opening at DE and playing 36 snaps...Posted three tackles (one solo) and was tied for the team lead with three QB pressures...Helped the defense allow just 58 rushing yards on 16 carries (3.6 avg.).

► **At Detroit (Oct. 7):** Played 42 snaps on defense and 12 on special teams...Led the defensive line with a career-high six tackles (three solo) and added three QB pressures.

► **Vs. San Francisco (Oct. 15):** Started and played a season-high 49 snaps, finishing with two tackles (one solo).

► **At L.A. Rams (Oct. 28):** Appeared on 38 plays on defense and eight on special teams...Posted four tackles (one solo) and QB hit.

► **At New England (Nov. 4):** Played 49 snaps on defense and posted two tackles (both solo), including a tackle for a loss, and a QB pressure.

► **Vs. Miami (Nov. 11):** Appeared on 39 defensive plays and registered six tackles (all solo) and a sack, his first of the season, along with a team-high three QB pressures...Late in the third quarter, shed a block from TE Nick O'Leary to get to QB Brock Osweiler for a 7-yard sack, his first of the season.

► **At Seattle (Nov. 15):** Played 47 snaps on defense and posted two tackles (both solo) and a pass defended.

► **At Minnesota (Nov. 25):** Started and played 55 snaps, finishing with four tackles (three solo), two tackles for a loss, a sack and a QB hit...Late in the first half, drove back G Tom Compton to bring down RB Dalvin Cook for a 1-yard loss on a run up the middle...Midway through the fourth quarter, blew by G Mke Remmers to sack QB Kirk Cousins for an 8-yard loss.

50 Blake Martinez, LB, 3rd Year, Stanford

- Started all 16 games in 2017 and registered a team-high 158 tackles (107 solo), a team-best 12 tackles for a loss, a sack, a forced fumble, two fumble recoveries, an interception, four QB pressures, four QB hits and 11 passes defended (No. 2 on the team). His tackle total ranks No. 8 in team history (since 1975) for a single season.

- Registered a double-digit tackle total in eight games in 2017.

- Played in 13 games with nine starts at ILB as a rookie in 2016 and ranked No. 5 on the team with 62 tackles (46 solo), a sack, four tackles for a loss, two QB hits, two QB pressures, an interception and five passes defended.

- Part of a run defense that ranked No. 8 in the league in rushing yards allowed per game (94.7) and No. 7 in runs of 10-plus yards allowed (37) in 2016.

2018 SEASON: Has started all 11 games at ILB and leads the team with 100 tackles (68 solo)...Ranks No. 3 on the team with a career-high four sacks and is tied for No. 2 on the team with nine tackles for a loss...Has added three passes defended and five QB pressures.

► **Vs. Chicago (Sept. 9):** Was one of five Green Bay defenders to appear on all 70 snaps...Recorded five tackles (four solo), a pass defended and a QB pressure...On third-and-goal from the 3 late in the first quarter, came up to bring down WR Taylor Gabriel for a 5-yard loss on a swing pass from QB Mitchell Trubisky, forcing the Bears to settle for a field goal.

► **Vs. Minnesota (Sept. 16):** Started and played all 73 snaps, one of four players on Green Bay's defense to do so...Registered eight tackles (six solo) and a pass defended...Midway through the second quarter on a third-and-10, broke up a pass over the middle intended for WR Stefon Diggs to force a Minnesota punt.

► **At Washington (Sept. 23):** Was one of three players on Green Bay's defense to play all 61 snaps, finishing with nine tackles (five solo), a team-high two QB pressures and a pass defended...Late in the third quarter, perfectly timed his hit on RB Chris Thompson to break up a screen pass from QB Alex Smith.

► **Vs. Buffalo (Sept. 30):** Played all 58 snaps, one of four Green Bay defenders to do so, and posted a team-high 11 tackles (nine solo), a sack, two tackles for a loss and a QB pressure...Late in the first half, brought down RB Chris Ivory for a 2-yard loss on a run to the left...Early in the fourth quarter, came up the middle on a blitz and wrapped up QB Josh Allen for an 8-yard sack.

► **At Detroit (Oct. 7):** Started and played all 62 snaps, finishing with six tackles (four solo) and a career-high two sacks...Early in the second quarter, was credited with a sack after touching a sliding Matthew Stafford for a 4-yard loss...Late in the fourth quarter, brought down a scrambling Stafford for a 4-yard sack.

► **Vs. San Francisco (Oct. 15):** Started and played all 57 snaps, leading the team with 11 tackles (nine solo)...With just over four minutes remaining in the game, came up and drilled RB Raheem Mostert for a 1-yard loss on a run to the left.

► **At L.A. Rams (Oct. 28):** Started and played all 78 snaps, pacing the team with a season-high 12 tackles, including two tackles for a loss and a sack...On a third-and-10 on the Rams' second drive, came on a blitz up the middle, blowing by C John Sullivan on his way to QB Jared Goff for a 10-yard sack...Early in the second quarter, came up to tackle RB Todd Gurley for a 2-yard loss on a run to the right.

► **At New England (Nov. 4):** Started and played 56 of 71 snaps, missing his first snaps of the season when he left the game due to an ankle injury...Returned to the field in the fourth quarter and finished the game with eight tackles (four solo) to tie for the team lead.

► **Vs. Miami (Nov. 11):** Started and played all 68 snaps, pacing the team with 10 tackles (nine solo).

► **At Seattle (Nov. 15):** Started and played all 70 snaps, finishing with eight tackles (three solo)...Midway through the first quarter, drilled WR Tyler Lockett near the sideline for a 2-yard loss on a short pass.

► **At Minnesota (Nov. 25):** Started and appeared on all 70 snaps, pacing the team and matching his season high with 12 tackles (eight solo).

52 Clay Matthews, LB, 10th Year, Southern California

- Ranks No. 1 on the Packers' all-time list (since 1982) with 82.5 career sacks and is tied for No. 1 in franchise history (since 1982) with four 10-sack seasons (DEs Reggie White and Kabeer Gbaja-Biamila).

- Earned six Pro Bowl selections in his first nine seasons, two more than any Packers linebacker and tied with White for the second-most selections by a defensive player in team history, trailing only S Willie Wood (eight).

- Has 11 sacks in 15 career playoff games, the most in franchise postseason history (since 1982) and tied for No. 5 in NFL playoff history.
- Joined Carolina Panthers DE Julius Peppers (84 and seven) as the only players in the NFL with 80-plus sacks (80) and five-plus interceptions (six) from 2009-17.

• Named first-team All-Pro by *The Associated Press* in 2010, the first Green Bay LB to earn that honor since Tim Harris in 1989. Finished second to Pittsburgh safety Troy Polamalu in the AP's Defensive Player of the Year voting in 2010.

2018 SEASON: Has started all 11 games at OLB and has recorded 34 tackles (25 solo), 2.5 sacks, seven tackles for a loss, seven QB hits (No. 2 on the team), 14 QB pressures (tied for No. 1 on the team) and a forced fumble.

► **Vs. Chicago (Sept. 9):** Started and appeared on 60 of 70 snaps, finishing with a solo tackle and three QB pressures.

► **Vs. Minnesota (Sept. 16):** Started and played 56 of 70 snaps, posting three tackles (two solo), two QB pressures and a QB hit.

► **At Washington (Sept. 23):** Started and played 39 snaps, recording two tackles (both solo) and a QB hit...On third down on Washington's second series, drilled QB Alex Smith to force an incomplete pass and a three-and-out.

► **Vs. Buffalo (Sept. 30):** Started and played 37 snaps, posting six tackles (three solo) and three QB pressures (tied for team lead)...Early in the second quarter, came free from the left side to bring down QB Josh Allen for a shared 9-yard sack with LB Nick Perry.

► **At Detroit (Oct. 7):** Started and played 44 snaps, recording an assisted tackle and two QB pressures.

► **Vs. San Francisco (Oct. 15):** Started and played 37 snaps, posting three tackles (two solo) and a sack...On a critical third down late in the game with the Packers trailing, 30-23, fought off a block from T Mike McGlinchey to get to QB C.J. Beathard for a 12-yard sack as the Packers forced a three-and-out.

► **At L.A. Rams (Oct. 28):** Started and played 53 snaps, finishing with a season-high eight tackles (seven solo), a sack, a QB pressure and a QB hit...With the Packers leading, 27-26, midway through the fourth quarter, brought down QB Jared Goff for a zero-yard sack on third down to force a punt.

► **At New England (Nov. 4):** Started and appeared on 46 snaps, posting two tackles (one solo).

► **Vs. Miami (Nov. 11):** Started and played 47 snaps, posting an assisted tackle and a team-high three QB hits.

► **At Seattle (Nov. 15):** Started and played 54 snaps, recording three tackles (all solo), including two for a loss, a forced fumble, two QB pressures and a QB hit...On the first play from scrimmage, punched the ball out from RB Chris Carson on a run up the middle, the 15th forced fumble of his career and one that was recovered by CB/S Tramon Williams at the Seattle 29 to help set up a Green Bay TD...Early in the third quarter, tackled QB Russell Wilson for an 11-yard loss on third down after Wilson caught his pass that was deflected at the line by LB Kyler Fackrell.

► **At Minnesota (Nov. 25):** Started and played 57 snaps, posting four tackles (all solo), including two tackles for a loss, and a QB pressure...On the Vikings' opening drive, stuffed FB C.J. Ham for no gain on third-and-1 to force a Minnesota punt...In the third quarter, got into the backfield to bring down RB Dalvin Cook for a 1-yard loss...In the fourth quarter, came off the left end to bring down Cook for a 3-yard loss on a run to the left.

64 Justin McCray, G, 2nd Year, Central Florida

- Played in 13 games with eight starts (five at RT, two at LG, one at RG) last season. Became the first Green Bay offensive lineman to start games at three different positions since Jason Spitz and Daryn Colledge in 2008.
- Helped the offense rank No. 3 in red-zone scoring (61.9 percent) and No. 5 in yards per carry (4.47 avg.) last season.
- Was in the starting lineup for three of Green Bay's top four rushing performances last season (181 vs. New Orleans, 160 at Dallas, 160 at Chicago).

- Was a four-year letterman at Central Florida, appearing in 45 games with 32 starts (23 at RG, nine at RT). Started all 27 games over his final two seasons.

2018 SEASON: Has played in seven games with three starts at RG...Has been inactive for three contests and dressed, but did not play, in one game.

► **Vs. Chicago (Sept. 9):** Started at RG and played all 60 snaps, helping to protect QB Aaron Rodgers as he connected on 20 of 30 passes (66.7 percent) for 286 yards and three TDs with no INTs for a 130.7 passer rating...Part of a line that did not allow a sack in the second half.

► **Vs. Minnesota (Sept. 16):** Started at RG and appeared on all 77 snaps, blocking for Rodgers as he completed 30 of 42 passes (71.4 percent) for 281 yards and a TD with no INTs for a 97.4 rating.

► **At Washington (Sept. 23):** Started at RG and played 56 of 69 snaps before departing in the fourth quarter due to a shoulder injury...Helped the Packers rush for 100 yards on just 17 carries (5.9 avg.), the fewest attempts by Green Bay in a 100-yard rushing game since Oct. 18, 2015, vs. San Diego (17-133)...Blocked for Rodgers as he posted his third straight game without an INT (27 of 44, 265 yards, two TDs, 93.5 rating).

► **Vs. Buffalo (Sept. 30):** Inactive (shoulder).

► **At Detroit (Oct. 7):** Was active, but did not see any action as he continued to work his way back from a shoulder injury.

► **Vs. San Francisco (Oct. 15):** Appeared on three plays on special teams.

► **At L.A. Rams (Oct. 28):** Inactive (healthy scratch).

► **At New England (Nov. 4):** Inactive (healthy scratch).

► **Vs. Miami (Nov. 11):** Appeared on five plays on special teams.

► **At Seattle (Nov. 15):** Played five snaps on special teams.

► **At Minnesota (Nov. 25):** Appeared on 23 plays on offense, taking two snaps at RG in the second quarter in place of Byron Bell after his shoe came off and then 21 snaps at LG in place of Taylor (quad) in the second half.

82 J'Mon Moore, WR, Rookie, Missouri

- Earned second-team All-Southeastern Conference honors in 2016 (*The Associated Press*) and 2017 (*AP* and coaches).

- Played in 13 games with 11 starts in 2017, setting career highs in receptions (65), receiving yards (1,082) and receiving touchdowns (10). His 1,082 receiving yards were the fourth most in a single season in school history.

- Became just the eighth Mizzou player with more than 1,000 receiving yards after posting 1,012 on 62 receptions (16.3 avg.) as a junior in 2016. His 1,012 yards led the SEC (No. 32 nationally), while his 84.3 receiving yards per game ranked No. 2 in the conference.

2018 SEASON: Has played in seven games and has been inactive for four contests...Has posted one catch for 10 yards and a tackle on special teams.

► **Vs. Chicago (Sept. 9):** Inactive (healthy scratch).

► **Vs. Minnesota (Sept. 16):** Inactive (healthy scratch).

► **At Washington (Sept. 23):** Inactive (healthy scratch).

► **Vs. Buffalo (Sept. 30):** Made his NFL debut, appearing on 11 plays on offense.

► **At Detroit (Oct. 7):** Played 14 snaps on offense and eight on special teams.

► **Vs. San Francisco (Oct. 15):** Appeared on 17 plays on offense and recorded his first career catch in the NFL, hauling in a 10-yard pass from QB Aaron Rodgers in the fourth quarter.

► **At L.A. Rams (Oct. 28):** Inactive (healthy scratch).

► **At New England (Nov. 4):** Played 11 snaps on special teams and registered his first career tackle, bringing down WR Cordarrelle Patterson at the New England 36 on the opening kickoff of the game.

► **Vs. Miami (Nov. 11):** Played five snaps on offense and 16 on special teams.

► **At Seattle (Nov. 15):** Appeared on 15 plays on special teams.

► **At Minnesota (Nov. 25):** Played 11 snaps on offense and 15 on special teams.

44 Antonio Morrison, LB, 3rd Year, Florida

- Was acquired by the Packers in a trade with the Indianapolis Colts on Aug. 26, 2018, in exchange for CB Lenzy Pipkins.
- Was originally selected by the Colts in the fourth round (No. 125 overall) of the 2016 NFL Draft out of the University of Florida.
- In two seasons with Indianapolis, played in 31 games with 19 starts and registered 154 tackles (91 solo), six tackles for a loss and a pass defended. Started all 15 games he played in at inside linebacker last season and led the team with a career-high 108 tackles (64 solo).

2018 SEASON: Has played in all 11 games with five starts and has posted 31 tackles (20 solo), a sack, a QB pressure and a QB hit...Has added four tackles on special teams.

►**Vs. Chicago (Sept. 9):** Appeared on 11 plays on defense and 19 on special teams in his Green Bay debut...On a third-and-1 early in the second quarter, came up to help stuff RB Jordan Howard for no gain on a run up the middle as the defense forced a three-and-out...Finished with three tackles (two solo) on defense and added a tackle on special teams.

►**Vs. Minnesota (Sept. 16):** Started for the first time as a Packer, opening at ILB...Played 22 snaps on defense, finishing with three tackles (two solo)...Also appeared on 16 plays on special teams.

►**At Washington (Sept. 23):** Started and played 23 snaps, posting four tackles (two solo)...Also appeared on 20 plays on special teams.

►**Vs. Buffalo (Sept. 30):** Appeared on 10 plays on defense and 17 on special teams...Late in the first quarter, came up the middle on a blitz to drill QB Josh Allen as his pass attempt to RB Taiwan Jones was overthrown...Added a tackle on special teams.

►**At Detroit (Oct. 7):** Played 18 snaps on defense and 16 on special teams, recording five tackles (three solo) on defense.

►**Vs. San Francisco (Oct. 15):** Appeared on 20 snaps on special teams and three on defense.

►**At L.A. Rams (Oct. 28):** Played 26 snaps on special teams and posted a tackle.

►**At New England (Nov. 4):** Appeared on 31 plays on defense, finishing with six tackles (all solo), a sack and a QB pressure...Late in the third quarter, posted his first career sack when came up the middle on third down to bring down QB Tom Brady for an 11-yard loss...Also played 17 snaps on special teams and made a tackle of WR Julian Edelman for no gain on a third-quarter punt return.

►**Vs. Miami (Nov. 11):** Started and played 14 snaps, posting an assisted tackle...Also appeared on 14 plays on special teams.

►**At Seattle (Nov. 15):** Started and played 40 snaps, recording three tackles (two solo).

►**At Minnesota (Nov. 25):** Started and played 46 snaps, finishing with six tackles (three solo).

62 Lucas Patrick, G, 2nd Year, Duke

- Played in 12 games with two starts in 2017, opening at left guard in Week 4 vs. Chicago and at right guard in Week 17 at Detroit.
- Spent the entire 2016 season on Green Bay's practice squad. Was originally signed by the Packers as an undrafted free agent on June 1, 2016, after participating in Green Bay's rookie orientation camp that May on a tryout basis.
- Appeared in 44 career games with 26 starts at Duke, closing out his career with 21 consecutive starts at LG.

2018 SEASON: Has played in nine games, seeing time on offense and special teams...Has returned two kickoffs for 23 yards (11.5 avg.)...Dressed, but did not play, in one contest and was inactive for another.

►**Vs. Chicago (Sept. 9):** Dressed, but did not see any action.

►**Vs. Minnesota (Sept. 16):** Played three snaps on special teams and made a critical play midway through the fourth quarter...After the Vikings had cut the Packers' lead to 23-21, fielded a short kickoff at the Green Bay 23 and returned it 8 yards to the 31.

►**At Washington (Sept. 23):** Appeared on one series at RG in the fourth quarter, playing six snaps in place of an injured Justin McCray (shoulder)...Also played eight snaps on special teams.

►**Vs. Buffalo (Sept. 30):** Played five snaps on special teams.

►**At Detroit (Oct. 7):** Appeared on 10 plays on special teams.

►**Vs. San Francisco (Oct. 15):** Played 16 snaps at RG, first entering the game for four snaps late in the first quarter when T/G Byron Bell briefly departed with an injury and then for 12 more when T Bryan Bulaga (shoulder) left the game in the third quarter and Bell kicked out to RT.

►**At L.A. Rams (Oct. 28):** Appeared on 11 plays on special teams.

►**At New England (Nov. 4):** Played 12 snaps on special teams.

►**Vs. Miami (Nov. 11):** Appeared on five plays on special teams...Fielded a squib kick late in the first quarter and returned it 15 yards, but sustained an injury on the play (evaluated for concussion) and did not return.

►**At Seattle (Nov. 15):** Inactive (concussion).

►**At Minnesota (Nov. 25):** Appeared on four plays on special teams.

53 Nick Perry, LB, 7th Year, Southern California

- Leads the Packers with 19.5 sacks since 2016. Registered a two-sack game in each of the last five seasons (2013-2017), the only Packer to do so over that span.

• Played in 12 games with 11 starts in 2017 and finished No. 2 on the team with seven sacks, No. 4 on the team with eight tackles for a loss and led the team in both QB hits (16) and QB pressures (22).

• Appeared in 14 games with 12 starts in 2016 and led the team with a career-high 11 sacks, which was tied for No. 8 in the NFL. Also posted a career-best 60 tackles (43 solo), 15 QB hits (No. 2 on the team), four passes defended and the first INT of his career.

• His seven career postseason sacks rank No. 3 in franchise history (since 1982) behind LB Clay Matthews (11) and DE Reggie White (eight). Since entering the league in 2012, ranks No. 1 in the NFL with seven sacks in the playoffs over that span.

2018 SEASON: Started all all nine games he appeared in at OLB and recorded 25 tackles (18 solo), 1.5 sacks, four tackles for a loss, a forced fumble, seven QB pressures, three QB hits and five passes defended (tied for the team lead)...Was placed on injured reserve (knee) on Nov. 24.

►**Vs. Chicago (Sept. 9):** Started and played 41 snaps, posting four tackles (all solo), two tackles for a loss, a sack and two QB pressures...On fourth-and-10 with just over a minute remaining and the Packers leading, 24-23, fought off a block from T Charles Leno Jr. to sack QB Mitchell Trubisky, punching the ball out as DL Kenny Clark recovered the fumble at the Chicago 39 to seal the 24-23 win.

►**Vs. Minnesota (Sept. 16):** Started and played 40 snaps, finishing with two tackles (both solo) and a pass defended.

►**At Washington (Sept. 23):** Started and appeared on 38 plays, posting a season-high seven tackles (five solo), including a tackle for a loss...Midway through the fourth quarter, fought off a block from TE Vernon Davis to bring down RB Adrian Peterson for a 2-yard loss on a run to the left.

►**Vs. Buffalo (Sept. 30):** Started and played 33 snaps, finishing with two tackles (one solo), a half-sack, two QB pressures and a pass defended...Early in the second quarter, came off the right side and beat T Dion Dawkins to get to QB Josh Allen for a shared 9-yard sack with LB Clay Matthews.

►**At Detroit (Oct. 7):** Started and played 35 snaps, posting three tackles (two solo), a QB hit and a QB pressure.

►**Vs. San Francisco (Oct. 15):** Started and played 29 snaps, posting an assisted tackle, a QB hit and a career-high three passes defended...Batted down a QB C.J. Beathard pass on third down late in the first quarter to force a punt, again on a first down at the Green Bay 26 late in the first half, and with just over a minute remaining on the play before CB Kevin King's interception.

►**At L.A. Rams (Oct. 28):** Started and played 40 snaps, finishing with four tackles (three solo).

►**At New England (Nov. 4):** Started and played 29 snaps, recording two tackles (one solo), a QB hit and a QB pressure.

►**Vs. Miami (Nov. 11):** Was limited to just 15 snaps of action after

departing the game late in the second quarter due to a knee injury.

► **At Seattle (Nov. 15):** Inactive (knee).

25 Will Redmond, CB, 3rd Year, Mississippi State

- Was originally selected by the San Francisco 49ers in the third round (No. 68 overall) of the 2016 NFL Draft.

- Spent his entire rookie season on injured reserve (knee) and the first eight games of the 2017 season on injured reserve (ankle). Was released by the 49ers on Oct. 31, 2017, and then was signed to the Kansas City Chiefs' practice squad.

2018 SEASON: Has played in two games, seeing time on special teams, and has been inactive for one contest...Was signed to the Packers' practice squad on Sept. 11 and then was signed to the 53-man roster on Nov. 6.

► **Vs. Miami (Nov. 11):** Inactive (healthy scratch).

► **At Seattle (Nov. 15):** Made his NFL debut, appearing on nine plays on special teams.

► **At Minnesota (Nov. 25):** Played seven snaps on special teams.

12 Aaron Rodgers, QB, 14th Year, California

- Ranks No. 1 in NFL history (min. 1,500 attempts) in career passer rating (103.6), interception percentage (1.49) and TD/INT ratio (4.22, 333/79).

- Has posted six seasons (2009, 2011-12, 2014-16) with 500-plus passing attempts and eight or fewer INTs, the most in NFL history ahead of Patriots QB Tom Brady (four), Redskins QB Alex Smith (two) and nine QBs (one).

- Has been named the NFL's Most Valuable Player by *The Associated Press* twice in his career (2011, 2014), one of only eight players in league history to win the award multiple times.

- Is the only quarterback in league history to record a 100-plus passer rating in six consecutive seasons (2009-14), with no other QB doing so in more than four straight seasons. Has posted a 100-plus rating in seven seasons (2009-14, 2016), tied with Saints QB Drew Brees for the most in NFL history.

- Is one of only three QBs in NFL annals with 40,000-plus passing yards and 2,500-plus rushing yards (Fran Tarkenton, John Elway).

- Is the lone QB in NFL history to throw 40-plus TD passes with seven or fewer INTs in a season, having done it twice in his career (45/6 in 2011, 40/7 in 2016).

- In 153 career regular-season starts (since 2008), has posted 55 games with 300-plus passing yards (tied for No. 4 in the NFL over that span), 92 without an interception (No. 1, min. 15 attempts) and 84 with a 100-plus passer rating (No. 2).

- Has been selected to the Pro Bowl in six of the last nine seasons (2009, 2011-12, 2014-16).

- In the franchise record books, holds seven of the top eight single-season marks for passer rating (2009-14, 2016), four of the top six for passing TDs (2011-12, 2014, 2016), six of the top seven for completion percentage (2010-14, 2016) and four of the top six for passing yards (2009, 2011, 2014, 2016).

2018 SEASON: Has started all 11 games and has completed 255 of 413 passes (61.8 percent) for 3,271 yards and 20 TDs with one INT for a 101.7 passer rating...Ranks No. 6 in the league in passing yards, No. 1 in interception percentage (0.2) and No. 5 in passing attempts...His 3,073 passing yards are the third most in team history through the first 11 games of the season...Leads the league with nine completions of 50-plus yards and 14 completions of 40-plus yards...Has posted a 106.7 passer rating on third down this season, good for No. 7 in the league...Ranks No. 2 in the league with 931 yards passing on third down...Leads the NFL with 10 zero-INT games (min. 15 att.) this season, tied for the fourth most in a season in franchise history behind only his three previous highs (13 in 2014, 12 in 2009, 11 in 2016)...Is the first NFL quarterback (since 1950) to have 20-plus passing TDs and only one INT through the first 11 games of the season...Has added 148 rushing yards on 29 carries (5.1 avg.)...Has rushed for 12 first downs on his 29 carries, a 41.4 percentage that ranks No. 4 in the NFL among players with 25-plus attempts...Has posted five runs of 10-plus yards, good for No. 3 on the team.

► **Vs. Chicago (Sept. 9):** Completed 20 of 30 passes (66.7 percent) for 286 yards and three TDs with no INTs for a 130.7 passer rating as he led the Packers to the second-largest comeback win in Lambeau Field history after Green Bay trailed 20-0 late in the third quarter...It marked the first time in team annals that the Packers won a game after trailing by 17-plus points entering the fourth quarter...It marked his sixth regular-season game since 2008 with a 125-plus rating against the Bears, the most in the league over that span with no other QB posting more than one 125-plus game against Chicago...With just over nine minutes remaining in the second quarter, sustained a knee injury when he was sacked by DE Roy Robertson-Harris at the Green Bay 27...Was sidelined for the final three drives of the first half, but returned to the field for the second half...Completed 17 of 23 passes for 273 yards and three TDs in the second half (152.7 rating), with all three of his TD passes coming in the fourth quarter, a career high...Early in the fourth quarter, connected with WR Geronimo Allison on a 39-yard TD pass, lofting the ball to Allison in the right corner of the end zone over CB Kyle Fuller...On the next drive, found WR Davante Adams for a 51-yard completion to the Chicago 24 and then connected with him again three plays later for a 12-yard TD pass...Led the offense to a third straight TD drive, with all three taking less than three minutes, threading the ball to WR Randall Cobb on a short pass over the middle as Cobb took it down the middle of the field for a game-winning 75-yard TD with 2:13 remaining...It marked his 10th TD pass of 75-plus yards since 2008, tied with Giants QB Eli Manning for the most in the league over that span.

► **Vs. Minnesota (Sept. 16):** Playing with a brace on his injured left knee, completed 30 of 42 passes (71.4 percent) for 281 yards and a TD with no INTs for a 97.4 rating...Also rushed three times for 8 yards (2.7 avg.), including a 7-yard run late in the first quarter on a third-and-7...Completed passes to eight different receivers, with three players recording 60-plus receiving yards for the second straight game (TE Jimmy Graham, 6-95; Adams, 8-64; Allison, 6-64).

► **At Washington (Sept. 23):** Completed 27 of 44 passes (61.4 percent) for 265 yards and two TDs with no INTs for a 93.5 rating...Eclipsed 5,000 career passing attempts in the game, with his 319 career TD passes at the time of his 5,000th attempt setting an NFL mark (Johnny Unitas, 284) and his 78 INTs also setting a league record (Donovan McNabb, 107)...Connected with a wide-open Allison on a 64-yard TD pass down the middle of the field late in the first half, his 29th TD pass of 60-plus yards since 2008, the most in the NFL over that span...Found Adams on a slant for a 2-yard TD on the opening drive of the second half...Added two carries for 13 yards (6.5 avg.), including a 10-yard scramble to convert a third-and-3 on Green Bay's opening drive of the second half.

► **Vs. Buffalo (Sept. 30):** Connected on 22 of 40 passes (55.0 percent) for a season-high 298 yards and a TD with one INT...Was picked off for the first time on the season, snapping a streak of 150 consecutive attempts without an INT...Helped the offense convert on 11 of 19 third downs (57.9 pct.), with the 11 conversions the most by Green Bay since Oct. 27, 2013 (13 at Minnesota)...Rushed for 31 yards on five carries (6.2 avg.), highlighted by a 15-yard scramble late in the first half to convert a third-and-10 and help set up K Mason Crosby's 52-yard FG as time expired.

► **At Detroit (Oct. 7):** Threw for 442 yards and three TDs on 32-of-52 passing for a 108.0 rating...It marked his fifth career 400-yard passing game, further extending his franchise record, and marked the second-best yardage output of his career behind only his 480-yard performance vs. Washington in 2013...Threw for 301 yards in the second half, the most in his career in a second half and the third most in either half in his career (335 yards vs. Washington in the first half in 2013, 315 vs. Chicago in the first half in 2014)...His 32 completions were a season high and his most since posting 33 at Atlanta last season in Week 2...Had six completions of 20-plus yards, the most he has posted since recording the same number vs. Minnesota (Week 16) in 2016...Went over the 40,000-yard passing mark for his career, making him the fastest QB to 40,000 passing yards/300 passing TDs in NFL history by doing it in his 154th career game (Peyton Manning and Dan Marino, 157 games)...Is tied for No. 4 in league history for games needed to reach 40,000 passing yards behind QBs Matt

Ryan (151), Brees (152) and Dan Marino (153).

► **Vs. San Francisco (Oct. 15):** Became the first QB in team history to post back-to-back 400-yard passing games as he connected on 25 of 46 attempts for 425 yards and two TDs with no INTs for a 100.4 rating... Became the first QB in NFL history to register back-to-back 400-yard passing games with no interceptions... It marked his sixth career 400-yard game, with no other QB in team annals posting more than one 400-yard effort... Part of an offense that featured three 100-yard receivers (Adams, 132; TE Jimmy Graham, 104; WR Marquez Valdes-Scantling, 103) for just the second time in franchise history (Oct. 12, 1980, at Tampa Bay)... Completed two passes of 50-plus yards (60-yarder to Valdes-Scantling and 54-yarder to Graham), matching his career high... With the Packers trailing, 30-23, with three minutes remaining, led the offense on a four-play, 58-yard drive that took just 1:05 and was capped off with his 16-yard TD pass to Adams... After a CB Kevin King interception gave the offense the ball back with 1:07, led the offense on a 10-play, 81-yard drive that was capped off with Crosby's 27-yard game-winning FG as time expired... The final drive included a 21-yard scramble up the middle by Rodgers and back-to-back 19-yard completions to WR Equanimeous St. Brown and Adams down to the San Francisco 9 to set up Crosby's FG... It marked his fifth straight game with 40-plus passing attempts, topping Don Majkowski (four-game streak in 1989) for the longest in team history.

► **At L.A. Rams (Oct. 28):** Threw for 286 yards and a TD on 18-of-30 passing (60.0 pct.) with no INTs (102.9 rating), his third straight game with zero INTs... Matched his career best (six previous times) with three completions of 40-plus yards, including a 40-yard TD pass to Valdes-Scantling midway through the fourth quarter that gave the Packers a 27-26 lead... The pass to Valdes-Scantling capped Green Bay's second straight five-play, 75-yard TD drive, with both drives taking less than three minutes each.

► **At New England (Nov. 4):** Connected on 24 of 43 passes (55.8 percent) for 259 yards and two TDs with no INTs for a 89.2 rating... With just under five minutes remaining in the first half, scrambled to his left on third-and-2 to buy time before finding Adams in the end zone for the TD... On the third play of the second half, found Valdes-Scantling on a post for a 51-yard pickup to the New England 21 on third down... Four plays later, found Graham in a tight window in the end zone for a 15-yard TD pass.

► **Vs. Miami (Nov. 11):** Completed 19 of 28 passes (67.9 percent) for 199 yards and two TDs with no INTs for a 112.1 rating... Connected with Adams for two TD passes, the first coming on a slant for a 7-yard TD in the first quarter and then when he found him open near the Miami 5-yard line for a 25-yard TD pass... Added 21 rushing yards on six carries (3.5 avg.).

► **At Seattle (Nov. 15):** Threw for 332 yards and two TDs on 21-of-30 passing (70.0 percent) for a 128.8 rating, his second-highest passer rating of the season... Matched his career high with two completions of 50-plus yards, his third game this season with two passes of 50-plus yards, a career best... Late in the first quarter, rolled to his right before heaving a deep pass to TE Robert Tonyan, who made the reception at the 1-yard line on the 54-yard TD pass... It was his 37th TD pass of 50-plus yards, the most in the NFL since 2008... Late in the first half, connected with RB Aaron Jones on a 24-yard TD pass to give the Packers a 21-17 lead at the half... Early in the fourth quarter, connected with Adams on a 57-yard pass to the Seattle 17 to set up a 36-yard Mason Crosby FG.

► **At Minnesota (Nov. 25):** Completed 17 of 28 passes for 198 yards and a TD with no INTs for a 94.0 rating... Did not throw an INT for the seventh straight game (min. 15 att.), matching his streak of seven games in 2016 for the top mark in franchise history... Brought his streak of consecutive attempts without an INT to a career-high 286, the second-longest streak in franchise history (QB Bart Starr, 294 in 1964-65)... Brought his streak of consecutive TD passes without an INT against NFC North foes to 27, the second-longest streak of his career behind his streak of 28 TDs without an INT from 2013-15.

6 JK Scott, P, Rookie, Alabama

- Holds University of Alabama records for career punting yards (11,074), attempts (243) and average yards per punt (45.6).

- Selected to an All-American team in three of his four seasons at Alabama, earning first-team honors in 2014 and second-team honors in '16 and '17.
- Voted first-team All-Southeastern Conference by the coaches three times (2014, 2016-17).

2018 SEASON: Has played in all 11 games, averaging 45.1 yards on 45 punts with a 39.6-yard net average... Has placed 15 punts inside the 20 with six touchbacks.

► **Vs. Chicago (Sept. 9):** Punted four times in his NFL debut, recording a 48.0-yard gross average with a net average of 36.8... Placed one punt inside the 20 and had a long of 58 yards.

► **Vs. Minnesota (Sept. 16):** Averaged 51.8 yards with a net average of 45.2 yards on five punts, the first Green Bay punter to average 50-plus yards in a game (min. four punts) since Tim Masthay on Dec. 20, 2015, at Oakland (4-211, 52.8 avg.)... Boomed a 63-yard punt in the second quarter, the longest by a Packer since P Jacob Schum's 65-yarder vs. Indianapolis on Nov. 6, 2016.

► **At Washington (Sept. 23):** Posted a 46.4-yard gross average and a 44.6-yard net average on five punts with two placed inside the 20... Midway through the second quarter, had a 41-yard punt downed at the Washington 2-yard line by WR Marquez Valdes-Scantling... Drilled a 58-yard punt in the fourth quarter, his third straight game with a punt of 58-plus yards... Became the first punter in team history to register a punt of 58-plus yards in each of his first three NFL games and was the first NFL punter to do so since Redskins P Tress Way in 2014.

► **Vs. Buffalo (Sept. 30):** Punted four times on the afternoon, recording a 42.8-yard gross average and a 38.0-yard net average with two punts inside the 20.

► **At Detroit (Oct. 7):** Did not punt, the first time the Packers did not punt in a game since Oct. 26, 2014, at New Orleans.

► **Vs. San Francisco (Oct. 15):** Posted a 38.8-yard gross average with a net average of 33.8 yards on four punts with one inside the 20.

► **At L.A. Rams (Oct. 28):** Punted five times on the afternoon, recording a 42.8-yard gross average and a net average of 38.4 yards with one touchback.

► **At New England (Nov. 4):** Registered a 42.0-yard gross average with a 42.0-yard net average on five punts with one inside the 20.

► **Vs. Miami (Nov. 11):** Had a 37-yard punt downed at the 7-yard line late in the first half... Had a punt blocked in the third quarter, the first of his career... Finished with a 37.0-yard gross average and a net average of 18.5 yards.

► **At Seattle (Nov. 15):** Posted a 47.3-yard average with a 44.0-yard net average on six punts, placing two inside the 20... Registered a career-long 67-yard punt late in the fourth quarter, the longest by a Green Bay punter since Masthay's 71-yarder at Kansas City on Dec. 18, 2011.

► **At Minnesota (Nov. 25):** Punted six times on the evening, recording a 46.0-yard gross average and a 39.3-yard net average with a career-high three punts inside the 20.

78 Jason Spriggs, T, 3rd Year, Indiana

- Appeared in seven games and started five contests at right tackle in 2017, the first starts at that position in his NFL career, before sustaining a season-ending knee injury vs. Minnesota in Week 16.

- Played in all 16 games with two starts (at right guard) as a rookie in 2016. Also saw time at both tackle spots in 2016.

- Was the only Green Bay rookie on the offensive side of the ball to appear in all 16 regular-season contests in 2016.

2018 SEASON: Has appeared in 10 games, seeing time on offense and special teams... Was inactive for one contest.

► **Vs. Chicago (Sept. 9):** Appeared on four plays on special teams.

► **Vs. Minnesota (Sept. 16):** Played nine snaps on special teams.

► **At Washington (Sept. 23):** Saw his first action of the season on offense, coming in at RT for an injured Bryan Bulaga (back) late in the first

half...Played the final 41 offensive snaps, helping the Packers rush for 100 yards on just 17 carries (5.9 avg.), the fewest attempts by Green Bay in a 100-yard rushing game since Oct. 18, 2015, vs. San Diego (17-133)...Blocked for QB Aaron Rodgers as he posted his third straight game without an INT (27 of 44, 265 yards, two TDs, 93.5 rating).

►**Vs. Buffalo (Sept. 30):** Appeared on five plays on special teams.

►**At Detroit (Oct. 7):** Played six snaps on special teams.

►**Vs. San Francisco (Oct. 15):** Inactive (ankle).

►**At L.A. Rams (Oct. 25):** Appeared on five plays on special teams.

►**At New England (Nov. 4):** Played the final 52 snaps of the game at RT in place of an injured Bulaga (knee), helping the offense rush for 117 yards on 25 carries (4.7 avg.) as the Packers registered three straight 100-yard rushing efforts on 25 or fewer carries for only the second time since the 1970 AFL-NFL merger (three-game streak in 2016)...Protected Rodgers as he posted his fourth straight zero-INT game (24 of 43, 259 yards, two TDs, 89.2 rating) and brought his streak of consecutive attempts without an INT to 200...Part of a line that allowed just one sack on the evening.

►**Vs. Miami (Nov. 11):** Appeared on five plays on special teams.

►**At Seattle (Nov. 15):** Played five snaps on special teams.

►**At Minnesota (Nov. 25):** Appeared on 10 plays on offense, taking over at LT for a stretch in the second half when David Bakhtiari (knee) was sidelined.

19 Equanimeous St. Brown, WR, Rookie, Notre Dame

• Started 25 of the 32 games he played in over three seasons at Notre Dame, catching 92 passes for 1,484 yards (16.1 avg.) and 13 touchdowns.

• Named Notre Dame's Offensive Player of the Year as a sophomore in 2016 after leading the Irish with 58 receptions for 961 yards (16.5 avg.) and nine TDs.

• In 2016, ranked No. 6 in receiving yards, tied for No. 6 in TD receptions and No. 7 in receiving yards per game (80.1) among FBS freshmen and sophomores.

2018 SEASON: Has played in eight games with four starts and has posted 13 receptions for 215 yards (16.5 avg.)...Was active but did not see any time in one game, and was inactive for the other two contests.

►**Vs. Chicago (Sept. 9):** Played two snaps on special teams in his NFL debut.

►**Vs. Minnesota (Sept. 16):** Inactive (healthy scratch).

►**At Washington (Sept. 23):** Inactive (healthy scratch).

►**Vs. Buffalo (Sept. 30):** Was active, but did not see any action.

►**At Detroit (Oct. 7):** Made his first career start, opening as the third WR with Randall Cobb (hamstring) and Geronimo Allison (concussion/hamstring) both sidelined...Finished No. 2 on the team with 89 receiving yards on three receptions (29.7 avg.), highlighted by a 54-yard reception late in the fourth quarter...His average of 29.7 yards per catch was the best by a Packers rookie (min. three rec.) since WR James Jones posted a 35.7-yard average (3-107) at Denver on Oct. 29, 2007...With under 20 seconds remaining, made an out-and-up move to create separation from CB Nevin Lawson to make the catch near the Green Bay 42 before spinning away to take the ball down the sideline for a 54-yard gain to the Detroit 23...Posted his first career reception midway through the first quarter, making a sliding grab over the middle for a 17-yard gain on second-and-16.

►**Vs. San Francisco (Oct. 15):** Started as the third WR for the second straight week and had a 19-yard reception...The catch came on Green Bay's game-winning drive as he hauled in a back-shoulder pass on third-and-2 from QB Aaron Rodgers with DB Greg Mabin covering him, picking up 19 yards to the San Francisco 28.

►**At L.A. Rams (Oct. 28):** Saw limited time, appearing on six snaps, but caught two passes for 31 yards (15.5 avg.), highlighted by a 23-yard grab over the middle on his first play from scrimmage late in the first quarter.

►**At New England (Nov. 4):** Played 15 snaps and had a 4-yard reception.

►**Vs. Miami (Nov. 11):** Appeared on 33 plays on offense and had two receptions for 3 yards (1.5 avg.).

►**At Seattle (Nov. 15):** Started as the third WR and played 43 snaps, posting a 16-yard reception.

►**At Minnesota (Nov. 25):** Started and played 36 snaps, matching his career high with three receptions for 53 yards (17.7 avg.), with all three catches picking up first downs (15, 23, 15 yards)...Also had his first career carry, picking up 5 yards on a jet sweep in the first quarter.

65 Lane Taylor, G, 6th Year, Oklahoma State

• Has started all 42 games he played in since 2016, the most by a Green Bay offensive lineman over that span. Has opened games at three different spots on the offensive line (41 at LG, two at LT, one at RG) during his career.

• In his first two seasons as a starter (2016-17), helped the Packers rank No. 4 in the NFL over that span with an average of 4.51 yards per carry.

• Started all 15 games he appeared in last season, opening 13 at LG and two at LT, the first starts of his career at LT.

• Started a career-high 16 games at LG in 2016, one of three Green Bay linemen (David Bakhtiari, Bryan Bulaga) to open every game on the season. Eagles T Jason Peters.

2018 SEASON: Has started all 11 games at LG...Has helped the Packers rank No. 4 in the NFL in yards per carry (5.02), No. 1 in rushing first-down percentage (30.0), No. 10 in total offense (385.6 ypg) and No. 8 in net passing yards (279.3 ypg).

►**Vs. Chicago (Sept. 9):** Started at LG and played all 60 snaps, helping to protect QB Aaron Rodgers as he connected on 20 of 30 passes (66.7 percent) for 286 yards and three TDs with no INTs for a 130.7 passer rating...Part of a line that did not allow a sack in the second half.

►**Vs. Minnesota (Sept. 16):** Started at LG and appeared on all 77 snaps, blocking for Rodgers as he completed 30 of 42 passes (71.4 percent) for 281 yards and a TD with no INTs for a 97.4 rating.

►**At Washington (Sept. 23):** Started at LG and played all 69 snaps, helping the Packers rush for 100 yards on just 17 carries (5.9 avg.), the fewest attempts by Green Bay in a 100-yard rushing game since Oct. 18, 2015, vs. San Diego (17-133)...Blocked for Rodgers as he posted his third straight game without an INT (27 of 44, 265 yards, two TDs, 93.5 rating).

►**Vs. Buffalo (Sept. 30):** Started at LG and played all 76 snaps, helping the offense register a season-high 423 yards of offense, including a season-best 141 yards on 32 carries (4.4 avg.)...Helped the Packers convert 11 of 19 third downs (57.9 pct.), with the 11 conversions the most by the team since Oct. 27, 2013 (13 at Minnesota).

►**At Detroit (Oct. 7):** Started at LG and played all 81 snaps, helping the offense rack up 521 yards of offense, the most by the Packers since Sept. 15, 2013, vs. Washington (580 yards)...Protected Rodgers as he threw for 442 yards, the third most in a game in franchise history, and three TDs on 32-of-52 passing.

►**Vs. San Francisco (Oct. 15):** Started at LG and played all 71 snaps, blocking for Rodgers as he became the first QB in NFL history to record back-to-back 400-yard passing games with no INTs (425 yards and two TDs on 25-of-46 passing)...Helped the Packers rack up 521 yards of offense, just the second time in franchise history (also 1983) that the team registered back-to-back 500-yard games.

►**At L.A. Rams (Oct. 28):** Started at LG and played all 52 snaps, helping to protect Rodgers as he connected on 18 of 30 passes for 286 yards and one TD with no INTs, his third straight game without an INT...Helped Green Bay rush for 106 yards and two TDs on 19 carries (5.6 avg.), highlighted by 86 yards and a TD on 12 carries (7.2 avg.) from RB Aaron Jones.

►**At New England (Nov. 4):** Started at LG and played all 74 snaps, helping the offense rush for 117 yards on 25 carries (4.7 avg.)...Protected Rodgers as he posted his fourth straight zero-INT game (24 of 43, 259 yards, two TDs, 89.2 rating) and brought his streak of consecutive attempts without an INT to 200...Part of a line that allowed just one sack on the evening.

►**Vs. Miami (Nov. 11):** Started at LG and played all 57 snaps, helping clear the way for the offense to rush for a season-high 195 yards and two TDs on just 25 carries (7.8 avg.)...It marked just the third time since the

1970 AFL-NFL merger that the Packers recorded 195-plus rushing yards on 25 or fewer carries (at St. Louis Cardinals, Sept. 29, 1985; at Chicago, Dec. 18, 2016)...Helped the Packers post their franchise-record fourth straight outing with 100-plus rushing yards and 25 or fewer carries, just the third time since the merger that a team has accomplished that feat (Miami Dolphins, 2007; Dallas Cowboys, 2015-16)...Blocked for Jones as he racked up a career-high 145 yards and a career-best two rushing TDs on only 15 carries (9.7 avg.), just the sixth Packer since 1950 to rush for 145-plus yards on 15 or fewer carries and the first since Ahman Green (15-163) vs. Dallas on Oct. 24, 2004.

► **At Seattle (Nov. 15):** Started and played all 49 snaps, protecting Rodgers as he threw for 332 yards and two TDs on 21-of-30 passing for a 128.8 rating, his sixth straight game with no interceptions, tied for the second-longest streak in team history behind only Rodgers' seven-game streak in 2016.

► **At Minnesota (Nov. 25):** Started at LG, but was limited to 32 snaps of action after departing the game in the third quarter due to a quad injury.

85 Robert Tonyan, TE, 1st Year, Indiana State

• Spent the final four weeks of the 2017 season on Green Bay's practice squad. Entered the league as an undrafted free agent with the Detroit Lions in 2017.

• Finished his four-year career at Indiana State as the program's leader in career touchdown receptions (20), single-season touchdown receptions (10, 2016) and most consecutive games with a reception (21, 2015-16). Also ranks No. 2 in school history with 2,047 receiving yards.

• Earned second-team All-Missouri Valley Football Conference honors as a senior WR in 2016 after leading the team in receptions (56), receiving yards (699) and receiving TDs (10).

2018 SEASON: Has played in all 11 games, seeing time on offense and special teams...Has one catch for a 54-yard TD...Has registered one tackle on special teams.

► **Vs. Chicago (Sept. 9):** Appeared on 11 snaps on special teams in his NFL debut.

► **Vs. Minnesota (Sept. 16):** Played 16 snaps on special teams and posted a tackle.

► **At Washington (Sept. 23):** Appeared on 15 plays on special teams.

► **Vs. Buffalo (Sept. 30):** Played nine snaps on special teams.

► **At Detroit (Oct. 7):** Saw the first offensive action of his career, appearing on three plays...Also played 16 snaps on special teams.

► **Vs. San Francisco (Oct. 15):** Appeared on two plays on offense and 15 on special teams.

► **At L.A. Rams (Oct. 25):** Played three snaps on offense and 21 on special teams.

► **At New England (Nov. 4):** Appeared on two plays on offense and 14 on special teams.

► **Vs. Miami (Nov. 11):** Played five snaps on special teams.

► **At Seattle (Nov. 15):** Late in the first quarter, ran down the left sideline before heading down the middle of the field to haul in a 54-yard TD pass from QB Aaron Rodgers over S Bradley McDougald, making the grab at the 1-yard line before taking it in for the score on his first career catch...Became the first Packer to post a TD catch of 50-plus yards on his first career reception since WR Jessie Clark (75-yard TD catch) vs. Tampa Bay on Oct. 2, 1983.

► **At Minnesota (Nov. 25):** Appeared on one play on offense and five on special teams.

56 Korey Toomer, LB, 5th Year, Idaho

• Signed with the Packers as a free agent on Sept. 3 after spending the off-season and preseason with the San Francisco 49ers. Played in 46 games with 16 starts from 2014-17 and registered 115 total tackles (68 solo), two sacks, an interception he returned 59 yards for a touchdown, five forced fumbles, a fumble recovery and 14 special teams tackles.

• Was originally drafted by the Seattle Seahawks in the fifth round (No. 154 overall) of the 2012 NFL Draft out of the University of Idaho. Toomer spent

a few weeks of his rookie season on Seattle's practice.

• Appeared in one game for the Dallas Cowboys and seven games for the St. Louis Rams in 2014. Played in 10 games for the Oakland Raiders in 2015 and appeared in 28 contests with 16 starts for the San Diego/Los Angeles Chargers in 2016-17.

2018 SEASON: Has appeared in seven games, seeing time on defense and special teams...Has posted three tackles (two solo) on defense and two tackles on special teams...Dressed, but did not play, in two contests and was inactive for two games.

► **Vs. Chicago (Sept. 9):** Played 19 snaps on special teams in his Green Bay debut.

► **Vs. Minnesota (Sept. 16):** Appeared on seven plays on defense and 22 on special teams...Recorded three tackles (two solo) on defense and a tackle on special teams.

► **At Washington (Sept. 23):** Played two snaps on defense and 19 on special teams.

► **Vs. Buffalo (Sept. 30):** Appeared on three plays on defense and five on special teams.

► **At Detroit (Oct. 7):** Was active, but did not see any action.

► **Vs. San Francisco (Oct. 15):** Did not see any action.

► **At L.A. Rams (Oct. 28):** Inactive (healthy scratch).

► **At New England (Nov. 4):** Inactive (healthy scratch).

► **Vs. Miami (Nov. 11):** Appeared on seven plays on special teams and registered a tackle.

► **At Seattle (Nov. 15):** Played 15 snaps on special teams.

► **At Minnesota (Nov. 25):** Appeared on 13 plays on special teams.

83 Marquez Valdes-Scantling, WR, Rookie, South Florida

• Posted an average of 17.3 yards per catch on his 75 receptions at South Florida, the top mark in school history (min. 70 receptions).

• Set the school single-season record with 879 yards on a team-high 53 receptions (16.6 avg.) with six touchdowns for the Bulls as a senior in 2017.

• Ranks No. 10 in school history for career receiving yards (1,294) and No. 6 in TD catches (11) despite only playing two seasons for the Bulls.

2018 SEASON: Has played in all 11 games with eight starts and has posted 25 catches for 413 yards (16.5 avg.) and two TDs...Ranks No. 12 in the NFL in yards per catch...Of his 25 receptions, seven have been for 20-plus yards, tied for the second most on the team behind only WR Davante Adams (13)...Has three receptions of 40-plus yards, No. 2 on the team behind only Adams (five)...Is tied for No. 2 in franchise history among rookies with two 100-yard receiving games on the season, trailing only Billy Howton (six in 1952)...Has one kickoff return for 21 yards...Has added two tackles on special teams.

► **Vs. Chicago (Sept. 9):** Played two snaps on offense and 11 on special teams in his NFL debut...Returned one kickoff for 21 yards.

► **Vs. Minnesota (Sept. 16):** Appeared on six plays on offense and seven on special teams...Posted his first NFL reception, hauling in a 3-yard pass near the sideline from QB Aaron Rodgers in the first quarter.

► **At Washington (Sept. 23):** Played 12 snaps on offense and 10 on special teams...Registered a career-high two tackles on special teams, bringing down CB Greg Stroman at the Washington 17 on a kickoff return in the third quarter and Stroman again in the fourth quarter on a punt return...Downed a 41-yard JK Scott punt at the Washington 2-yard line midway through the second quarter.

► **Vs. Buffalo (Sept. 30):** Made his first career start, opening as the third WR with Randall Cobb (hamstring) sidelined...Played a career-high 54 snaps and posted a career-long 38-yard reception...With just over four minutes remaining in the fourth quarter, beat CB Ryan Lewis down the right sideline to catch a deep pass from Rodgers to the Buffalo 28, helping to set up a 52-yard Mason Crosby field goal.

► **At Detroit (Oct. 7):** Started for the second straight week with Cobb (hamstring) and WR Geronimo Allison (concussion/hamstring) sidelined, appearing on 77 of 81 plays and posting a career-high seven receptions for 68 yards (9.7 avg.) and a TD...Early in the third quarter, posted his first TD

catch as a pro, hauling in a 3-yard TD pass as he found himself wide open in the end zone with two defenders going to cover Adams.

►**Vs. San Francisco (Oct. 15):** Started his third straight game and appeared on 66 of 71 snaps...Posted a career-high 103 receiving yards on just three catches (34.3 avg.), becoming just the sixth Green Bay rookie since 1950 to register 100-plus receiving yards in a game on three or fewer catches (Howton, Max McGee, James Lofton, Greg Jennings, James Jones)...On the Packers' first play from scrimmage, found himself wide open down the left sideline, hauling in a pass from Rodgers near midfield and taking it down the sideline to the San Francisco 17...Early in the third quarter, made an out-and-up move and then came back on the ball to make a leaping 30-yard catch near the sideline with S Jaquiski Tartt covering him.

►**At L.A. Rams (Oct. 28):** Started his fourth consecutive game and played 31 snaps, catching two passes for 45 yards (22.5 avg.) and a TD... With the Packers trailing, 26-20, midway through the fourth quarter, got inside on CB Troy Hill and caught a deep pass from Rodgers for a 40-yard TD, outrunning S Lamarus Joyner after making the catch on his way to the end zone.

►**At New England (Nov. 4):** Made his fifth straight start, appearing on 60 of 74 snaps and leading the team with 101 yards receiving on three catches (33.7 avg.), with all three grabs coming in the second half...Became the first Packer since McGee in 1959 to register two 100-yard receiving games on three or fewer catches in a season and is only the third NFL player to accomplish that feat since the 1970 AFL-NFL merger (Rams WR Drew Hill, 1980; Patriots WR Stanley Morgan, 1978, 1980, 1984)...All three of his receptions were for 20-plus yards, bringing his streak to four straight catches of 20-plus yards...On the third play of the second half, beat CB Jason McCourty on a post for a 51-yard gain to the New England 21 on third-and-6...Late in the third quarter, made an out-and-up move before making a leaping 24-yard reception down the right sideline on third down over CB J.C. Jackson...On the next play, came across the field to beat Jones for a 26-yard grab to the New England 34.

►**Vs. Miami (Nov. 11):** Started for the sixth straight game and led the team with six receptions for 44 yards (7.3 avg.), with three of the catches picking up first downs...Made a pair of 11-yard receptions on back-to-back plays late in the first half.

►**At Seattle (Nov. 15):** Started and played 48 snaps, posting an 8-yard reception.

►**At Minnesota (Nov. 25):** Started and played 44 snaps, recording one catch for 3 yards.

96 Muhammad Wilkerson, DL, 8th Year, Temple

• The former Pro Bowler (2015) and second-team All-Pro member (*The Associated Press* in 2013 and 2015) joins the Packers after spending the first seven seasons of his career with the N.Y. Jets, who selected him in the first round (No. 30 overall) of the 2011 NFL Draft.

• Registered three-plus sacks and at least one forced fumble in six different seasons, tied for the most among defensive linemen since 2011.

• From 2011-17, was part of a defense that ranked No. 4 in the league over that span in opponent rushing average (3.84). Helped the Jets rank No. 6 in the league (103.7 ypg) in run defense from 2011-17.

• Has registered 50-plus tackles in each of his seven seasons, including 90-plus tackles twice (90 in 2012 and 91 in 2013).

2018 SEASON: Started the first three games and posted six tackles (four solo), a tackle for a loss and two QB hits...Was placed on injured reserve (ankle) on Sept. 29.

►**Vs. Chicago (Sept. 9):** Started and played 43 snaps in his Green Bay debut, finishing with four tackles (three solo), a tackle for a loss and a QB hit.

►**Vs. Minnesota (Sept. 16):** Started and played 49 snaps, posting a solo tackle and a QB hit...Part of a line that helped limit the Vikings to just 68 yards on 18 carries (3.8 avg.).

►**At Washington (Sept. 23):** Started and played 23 snaps, recording an assisted tackle, but was carted off the field after sustaining an ankle

injury with just over two minutes remaining in the first half.

30 Jamaal Williams, RB, 2nd Year, Brigham Young

• Rushed for a team-high 556 yards last season, the fourth most by a Green Bay rookie in team history, and four TDs on 153 carries (3.6 avg.).

• Added 262 receiving yards and two TDs on 25 catches (10.5 avg.), the most receiving yards by a Green Bay rookie running back since Keith Woodside totaled 352 yards in 1988.

• Became the first rookie in team history to register a rushing TD/receiving TD in two games (Week 12 at Pittsburgh, Week 14 at Cleveland).

• After moving into the starting lineup in Week 11, posted 672 yards from scrimmage over that span (No. 11 in the NFL) and 455 rushing yards (No. 10). Registered 100-plus yards from scrimmage in four of the final six games.

2018 SEASON: Has played in all 11 games with five starts and ranks No. 2 on the team with 280 rushing yards and a TD on 75 carries (3.7 avg.)... Also has 10 receptions for 77 yards (7.7 avg.) and a 23-yard kickoff return.

►**Vs. Chicago (Sept. 9):** Started and led the team with 47 rushing yards on 15 carries (3.1 avg.)...Had a key blitz pickup on QB Aaron Rodgers' 51-yard completion to WR Davante Adams in the fourth quarter, stuffing LB Danny Trevathan as he came up the middle to give Rodgers a clean look on the big gain.

►**Vs. Minnesota (Sept. 16):** Started and rushed for a team-high 59 yards on 16 carries (3.7 avg.), picking up a career-high six first downs... Also caught three passes for 12 yards (4.0 avg.).

►**At Washington (Sept. 23):** Started and rushed for 29 yards on five carries (5.8 avg.) with two receptions for 16 yards (8.0 avg.).

►**Vs. Buffalo (Sept. 30):** Started and posted 27 rushing yards on 11 carries (2.5 avg.).

►**At Detroit (Oct. 7):** Started and rushed for 33 yards on six attempts (5.5 avg.) with two receptions for 19 yards (9.5 avg.)...Early in the third quarter, posted his first career two-point conversion, freeing himself from LB Jarrad Davis to haul in a pass from QB Aaron Rodgers in the end zone.

►**Vs. San Francisco (Oct. 15):** Posted 29 rushing yards on six carries (4.8 avg.) along with a 10-yard reception.

►**At L.A. Rams (Oct. 28):** Carried the ball four times for 9 yards (2.3 avg.) and scored his first TD of the season on a 1-yard run in the first quarter.

►**At New England (Nov. 4):** Posted 34 rushing yards on seven carries (4.9 avg.) and added two receptions for 20 yards (10.0 avg.)...Made a 16-yard reception down the sideline from a scrambling Rodgers midway through the second quarter.

►**Vs. Miami (Nov. 11):** Carried the ball three times for 3 yards (1.0 avg.).

►**At Seattle (Nov. 15):** Had a 5-yard run in four snaps of action.

►**At Minnesota (Nov. 25):** Had one carry for 5 yards and also returned one kickoff for 23 yards.

38 Tramon Williams, CB/S, 12th Year, Louisiana Tech

• Has 32 career interceptions, tied for No. 4 among active NFL players. Is the only active player in the NFL to have at least one interception in each of the last 11 seasons (2007-17).

• Returns to the Packers after spending the last three seasons with the Cleveland Browns (2015-16) and Arizona Cardinals (2017). The former undrafted free agent and practice-squad player appeared in 127 regular-season games for the Packers from 2007-14.

• Has three career TDs, including INT returns of 43 yards (2011) and 70 yards (2010 postseason) and a 94-yard punt return (2007).

• Ranked No. 1 in the NFL with a combined nine interceptions in 2010 (six in regular season, three in postseason) and was chosen for the Pro Bowl as an injury replacement.

• Was the only undrafted free agent in the NFL to post four-plus INTs each season from 2008-11. Was tied for No. 4 in the NFL with 19 INTs over that span.

2018 SEASON: Has started all 11 games (seven at CB, four at S) and

has posted 49 tackles (36 solo), a fumble recovery and a pass defended... Has returned 11 punts for 83 yards (7.5 avg.).

►**Vs. Chicago (Sept. 9):** Started and played all 70 snaps, one of five Green Bay defenders to do so...Finished third on the team with seven tackles (five solo).

►**Vs. Minnesota (Sept. 16):** Started and was one of four Green Bay defensive players to appear on all 73 snaps...Finished with six tackles (five solo).

►**At Washington (Sept. 23):** Started and played 59 of 61 snaps, posting two tackles (one solo).

►**Vs. Buffalo (Sept. 30):** Played all 58 snaps, one of four players on Green Bay's defense to do so, and recorded four tackles (all solo) and a pass defended...With WR Randall Cobb (hamstring) sidelined, handled punt-return duties, matching his career high with five returns for 20 yards (4.0 avg.).

►**At Detroit (Oct. 7):** Started and played 61 of 62 snaps, posting three tackles (all solo)...Had one punt return for 2 yards.

►**Vs. San Francisco (Oct. 15):** Started and played all 57 snaps, finishing with four tackles (three solo)...Also had one punt return for 6 yards.

►**At L.A. Rams (Oct. 28):** Started and played all 78 snaps, posting four tackles (one solo)...Returned one punt on the afternoon for 13 yards.

►**At New England (Nov. 4):** Made the third start of his career at safety (two starts with Cleveland in 2016) and was one of two defensive players to play all 71 snaps for Green Bay...Registered six tackles (five solo).

►**Vs. Miami (Nov. 11):** Started at safety for the second straight game and posted a solo tackle...Added a 19-yard punt return.

►**At Seattle (Nov. 15):** Started at safety for the third straight game, appearing on 69 of 70 snaps and posting seven tackles (five solo) and a fumble recovery...On Seattle's first play from scrimmage, recovered a RB Chris Carson fumble that was forced by LB Clay Matthews, diving on the ball at the Seattle 29 to help set up a Green Bay TD.

►**At Minnesota (Nov. 25):** Started at safety for the fourth straight game, appearing on all 70 plays as he saw time at both S and CB...Registered five tackles (three solo) and returned two punts for 23 yards (11.5 avg.), including a season-long 23-yarder in the third quarter.

National Football League Game Summary

NFL Copyright © 2018 by The National Football League. All rights reserved. This summary and play-by-play is for the express purpose of assisting media in their coverage of the game; any other use of this material is prohibited without the written permission of the National Football League. Updated: 11/26/2018

Date: Sunday, 11/25/2018

Green Bay Packers at Minnesota Vikings

Start Time: 7:22 PM CST

at U.S. Bank Stadium, Minneapolis, MN

Game Day Weather

Game Weather: N/A (Indoors)
Played Indoors on Turf: Field Turf

Officials

Referee: Vinovich, Bill (52)

Umpire: Stritesky, Bruce (102)

Down Judge: McKinnely, Phil (110)

Line Judge: Perlman, Mark (9)

Field Judge: Robinson, Mearl (31)

Side Judge: Cavaletto, Gary (60)

Back Judge: Patrick, Steve (17)

Replay Official: Butterworth, Mark (0)

Lineups

Green Bay Packers				Minnesota Vikings			
Offense		Defense		Offense		Defense	
WR	19 E.St. Brown	DE	97 K.Clark	WR	19 A.Thielen	LE	99 D.Hunter
LT	69 D.Bakhtiari	NT	95 T.Lancaster	LT	71 R.Reiff	DT	93 S.Richardson
LG	65 L.Taylor	DE	94 D.Lowry	LG	79 T.Compton	NT	98 L.Joseph
C	63 C.Linsley	OLB	52 C.Matthews	C	65 P.Elflein	RE	97 E.Griffen
RG	74 B.Bell	ILB	50 B.Martinez	RG	74 M.Remmers	MLB	54 E.Kendricks
RT	75 B.Bulaga	ILB	44 A.Morrison	RT	75 B.O'Neill	SLB	55 A.Barr
TE	89 M.Lewis	OLB	51 K.Fackrell	TE	82 K.Rudolph	CB	20 M.Alexander
WR	17 D.Adams	CB	23 J.Alexander	WR	14 S.Diggs	LCB	26 T.Waynes
WR	83 M.Valdes-Scantling	CB	37 J.Jackson	QB	8 K.Cousins	RCB	29 X.Rhodes
QB	12 A.Rodgers	S	38 T.Williams	TE	83 T.Conklin	NB	41 A.Harris
RB	33 A.Jones	S	29 K.Brice	HB	33 D.Cook	FS	22 H.Smith

Substitutions

K 2 M.Crosby, P 6 J.Scott, WR 11 T.Davis, CB 25 W.Redmond, S 27 J.Jones, CB 28 T.Brown, RB 30 J.Williams, RB 32 T.Carson, S 39 I.Campbell, LB 42 O.Burks, LS 43 H.Bradley, LB 54 J.Crawford, LB 56 K.Toomer, G 62 L.Patrick, G 64 J.McCray, T 78 J.Spriggs, TE 80 J.Graham, WR 82 J.Moore, TE 84 L.Kendricks, TE 85 R.Tonyan, DL 90 M.Adams, LB 93 R.Gilbert

Substitutions

K 5 D.Bailey, P 6 M.Wile, WR 11 L.Treadwell, WR 15 B.Zylstra, WR 17 A.Robinson, S 23 G.Iloka, CB 24 H.Hill, RB 25 L.Murray, S 27 J.Kearse, FB 30 C.Ham, RB 31 A.Abdullah, CB 35 M.Sherels, LB 40 K.Brothers, LS 47 K.McDermott, LB 50 E.Wilson, LB 57 D.Downs, C 61 B.Jones, G 63 D.Isidora, T 69 R.Hill, DE 90 T.Bower, DE 91 S.Weatherly, DT 94 J.Johnson, DT 96 T.Johnson

Did Not Play

QB 9 D.Kizer, DT 99 J.Looney

Did Not Play

QB 3 T.Siemian

Not Active

QB 8 T.Boyle, WR 18 R.Cobb, CB 20 K.King, CB 26 B.Breeland, S 36 R.Greene, T/G 70 A.Light, DL 76 M.Daniels

Not Active

QB 1 K.Sloter, WR 12 C.Beebe, S 34 A.Sendejo, LB 42 B.Gedeon, RB 44 M.Boone, TE 89 D.Morgan, DT 92 J.Holmes

Field Goals (made () & missed)

M.Crosby		(38)	D.Bailey			48WL 56WR (37)		
			1	2	3	4	OT	Total
VISITOR:	Green Bay Packers		7	7	0	3	0	17
HOME:	Minnesota Vikings		7	7	10	0	0	24

Scoring Plays

Team	Qtr	Time	Play Description (Extra Point) (Drive Info)	Visitor	Home
Packers	1	5:54	D.Adams 15 yd. pass from A.Rodgers (M.Crosby kick) (7-68, 3:37)	7	0
Vikings	1	2:53	D.Cook 26 yd. pass from K.Cousins (D.Bailey kick) (6-75, 3:01)	7	7
Packers	2	14:16	A.Jones 6 yd. run (M.Crosby kick) (7-75, 3:37)	14	7
Vikings	2	11:01	S.Diggs 30 yd. pass from K.Cousins (D.Bailey kick) (8-75, 3:15)	14	14
Vikings	3	3:27	D.Bailey 37 yd. Field Goal (7-25, 3:54)	14	17
Vikings	3	0:27	A.Thielen 14 yd. pass from K.Cousins (D.Bailey kick) (4-31, 1:19)	14	24
Packers	4	2:20	M.Crosby 38 yd. Field Goal (9-73, 2:31)	17	24
Paid Attendance: 66,872				Time: 3:07	

Final Individual Statistics

Green Bay Packers									Minnesota Vikings											
RUSHING						RUSHING						RUSHING								
	ATT	YDS	AVG	LG	TD		ATT	YDS	AVG	LG	TD		ATT	YDS	AVG	LG	TD			
A.Jones	17	72	4.2	11	1	L.Murray	11	33	3.0	8	0	E.St. Brown	10	29	2.9	9	0			
E.St. Brown	1	5	5.0	5	0	D.Cook	6	17	2.8	11	0	J.Williams	1	12	12.0	12	0			
J.Williams	1	5	5.0	5	0	S.Diggs	1	0	0.0	0	0									
						C.Ham	1	0	0.0	0	0									
Total	19	82	4.3	11	1	Total	29	91	3.1	12	0									
PASSING									PASSING											
	ATT	CMP	YDS	SK/YD	TD	LG	IN	RT		ATT	CMP	YDS	SK/YD	TD	LG	IN	RT			
A.Rodgers	28	17	198	4/26	1	36	0	94.0	K.Cousins	38	29	342	2/17	3	33	0	129.5			
Total	28	17	198	4/26	1	36	0	94.0	Total	38	29	342	2/17	3	33	0	129.5			
PASS RECEIVING									PASS RECEIVING											
	TAR	REC	YDS	AVG	LG	TD				TAR	REC	YDS	AVG	LG	TD					
D.Adams	8	5	69	13.8	36	1	A.Thielen	9	8	125	15.6	33	1	E.St. Brown	5	3	53	17.7	23	0
E.St. Brown	5	3	53	17.7	23	0	S.Diggs	11	8	77	9.6	30	1	A.Jones	5	3	21	7.0	10	0
A.Jones	5	3	21	7.0	10	0	K.Rudolph	7	7	63	9.0	17	0	J.Graham	4	2	34	17.0	25	0
J.Graham	4	2	34	17.0	25	0	D.Cook	3	3	47	15.7	26	1	L.Kendricks	3	2	14	7.0	8	0
L.Kendricks	3	2	14	7.0	8	0	C.Ham	1	1	13	13.0	13	0	M.Lewis	1	1	4	4.0	4	0
M.Lewis	1	1	4	4.0	4	0	A.Robinson	2	1	11	11.0	11	0	M.Valdes-Scantling	2	1	3	3.0	3	0
M.Valdes-Scantling	2	1	3	3.0	3	0	L.Treadwell	3	1	6	6.0	6	0							
							A.Abdullah	1	0	0	0.0	0	0							
Total	28	17	198	11.6	36	1	Total	37	29	342	11.8	33	3							
INTERCEPTIONS									INTERCEPTIONS											
	NO	YDS	AVG	LG	TD					NO	YDS	AVG	LG	TD						
Total	0	0	0	0	0	Total	0	0	0	0	0	0	0	0						
PUNTING									PUNTING											
	NO	YDS	AVG	NET	TB	IN20	LG			NO	YDS	AVG	NET	TB	IN20	LG				
J.Scott	6	276	46.0	39.3	1	3	56	M.Wile	4	183	45.8	36.8	0	1	59					
Total	6	276	46.0	39.3	1	3	56	Total	4	183	45.8	36.8	0	1	59					
PUNT RETURNS									PUNT RETURNS											
	NO	YDS	AVG	FC	LG	TD				NO	YDS	AVG	FC	LG	TD					
T.Williams	2	23	11.5	0	23	0	M.Sherels	2	20	10.0	1	20	0	T.Davis	1	13	13.0	1	13	0
T.Davis	1	13	13.0	1	13	0	[DOWNED]	1	0	0.0	0	0	0							
							[OUT OF BOUNDS]	1	0	0.0	0	0	0							
							[TOUCHBACK]	1	0	0.0	0	0	0							
Total	3	36	12.0	1	23	0	Total	2	20	10.0	1	20	0							
KICKOFF RETURNS									KICKOFF RETURNS											
	NO	YDS	AVG	FC	LG	TD				NO	YDS	AVG	FC	LG	TD					
J.Williams	1	23	23.0	0	23	0	[TOUCHBACK]	3	0	0.0	0	0	0							
[TOUCHBACK]	4	0	0.0	0	0	0														
Total	1	23	23.0	0	23	0	Total	0	0	0.0	0	0	0							

Green Bay Packers

FUMBLES				FUM	LOST	OWN-REC	YDS	TD	FORCED	OPP-REC	YDS	TD	OUT-BDS
T.Williams				1	1	0	0	0	0	0	0	0	0
Total				1	1	0	0	0	0	0	0	0	0

Minnesota Vikings

FUMBLES				FUM	LOST	OWN-REC	YDS	TD	FORCED	OPP-REC	YDS	TD	OUT-BDS
M.Sherels				0	0	0	0	0	0	1	0	0	0
Total				0	0	0	0	0	0	1	0	0	0

Green Bay Packers vs Minnesota Vikings
11/25/2018 at U.S. Bank Stadium

Final Team Statistics

	Visitor Packers	Home Vikings
TOTAL FIRST DOWNS	14	22
By Rushing	5	4
By Passing	8	18
By Penalty	1	0
THIRD DOWN EFFICIENCY	2-10-20%	7-14-50%
FOURTH DOWN EFFICIENCY	0-1-0%	0-1-0%
TOTAL NET YARDS	254	416
Total Offensive Plays (inc. times thrown passing)	51	69
Average gain per offensive play	5.0	6.0
NET YARDS RUSHING	82	91
Total Rushing Plays	19	29
Average gain per rushing play	4.3	3.1
Tackles for a loss-number and yards	0-0	4-6
NET YARDS PASSING	172	325
Times thrown - yards lost attempting to pass	4-26	2-17
Gross yards passing	198	342
PASS ATTEMPTS-COMPLETIONS-HAD INTERCEPTED	28-17-0	38-29-0
Avg gain per pass play (inc.# thrown passing)	5.4	8.1
KICKOFFS Number-In End Zone-Touchbacks	4-3-3	5-4-4
PUNTS Number and Average	6-46.0	4-45.8
Had Blocked	0	0
FGs - PATs Had Blocked	0-0	0-0
Net Punting Average	39.3	36.8
TOTAL RETURN YARDAGE (Not Including Kickoffs)	36	20
No. and Yards Punt Returns	3-36	2-20
No. and Yards Kickoff Returns	1-23	0-0
No. and Yards Interception Returns	0-0	0-0
PENALTIES Number and Yards	4-20	6-55
FUMBLES Number and Lost	1-1	0-0
TOUCHDOWNS	2	3
Rushing	1	0
Passing	1	3
EXTRA POINTS Made-Attempts	2-2	3-3
Kicking Made-Attempts	2-2	3-3
FIELD GOALS Made-Attempts	1-1	1-3
RED ZONE EFFICIENCY	2-2-100%	1-3-33%
GOAL TO GO EFFICIENCY	0-0-0%	0-0-0%
SAFETIES	0	0
FINAL SCORE	17	24
TIME OF POSSESSION	25:23	34:37

Ball Possession And Drive Chart

Green Bay Packers												
#	Time Recd	Time Lost	Time Poss	How Ball Obtained	Drive Began	# Play	Yds Gain	Yds Pen	Net Yds	1st Down	Last Scrm	How Given Up
1	12:46	11:14	1:32	Punt	GB 29	3	2	0	2	0	GB 31	Punt
2	9:31	5:54	3:37	Punt	GB 32	7	42	26	68	4	* MIN 15	Touchdown
3	2:53	14:16	3:37	Kickoff	GB 25	7	75	0	75	4	* MIN 6	Touchdown
4	11:01	8:57	2:04	Kickoff	GB 25	3	4	0	4	0	GB 29	Punt
5	4:35	2:55	1:40	Missed FG	GB 38	4	16	5	21	1	MIN 41	Punt
6	15:00	11:32	3:28	Kickoff	GB 25	7	28	0	28	2	MIN 47	Punt
7	9:55	7:21	2:34	Punt	GB 35	4	9	0	9	0	GB 44	Downs
8	3:27	1:46	1:41	Kickoff	GB 25	3	-7	-5	-12	0	GB 13	Punt
9	0:27	12:48	2:39	Kickoff	GB 25	5	12	0	12	1	GB 37	Punt
10	4:51	2:20	2:31	Downs	GB 7	9	73	0	73	2	MIN 20	Field Goal
(266) Average GB 27												

Minnesota Vikings												
#	Time Recd	Time Lost	Time Poss	How Ball Obtained	Drive Began	# Play	Yds Gain	Yds Pen	Net Yds	1st Down	Last Scrm	How Given Up
1	15:00	12:46	2:14	Kickoff	MIN 25	3	9	-4	5	0	MIN 30	Punt
2	11:14	9:31	1:43	Punt	MIN 24	3	-4	0	-4	0	MIN 20	Punt
3	5:54	2:53	3:01	Kickoff	MIN 25	6	75	0	75	4	GB 26	Touchdown
4	14:16	11:01	3:15	Kickoff	MIN 25	8	75	0	75	4	GB 30	Touchdown
5	8:57	4:35	4:22	Punt	MIN 17	7	53	0	53	2	GB 30	Missed FG
6	2:55	0:00	2:55	Punt	MIN 10	11	72	-20	52	4	GB 38	Missed FG
7	11:32	9:55	1:37	Punt	MIN 25	3	4	0	4	0	MIN 29	Punt
8	7:21	3:27	3:54	Downs	GB 44	7	25	0	25	2	* GB 19	Field Goal
9	1:46	0:27	1:19	Punt	GB 31	4	31	0	31	2	* GB 14	Touchdown
10	12:48	5:51	6:57	Punt	MIN 7	11	56	0	56	3	GB 37	Punt
11	5:51	4:51	1:00	Muffed Punt	GB 15	4	8	0	8	0	* GB 7	Downs
12	2:20	0:00	2:20	Kickoff	GB 41	5	12	0	12	1	GB 28	End of Game
(427) Average MIN 36												

* inside opponent's 20

Time of Possession by Quarter		1st	2nd	3rd	4th	OT	Total
Visitor	Green Bay Packers	8:02	4:28	8:10	4:43		25:23
Home	Minnesota Vikings	6:58	10:32	6:50	10:17		34:37
Kickoff Drive No.-Start Average		Packers: 5 - GB 25			Vikings: 3 - MIN 25		

Green Bay Packers vs Minnesota Vikings
11/25/2018 at U.S. Bank Stadium

Final Defensive Statistics

Green Bay Packers				Regular Defensive Plays										Special Teams					Misc			
	TKL	AST	COMB	SK	/ YDS	TFL	Q	IN	PD	FF	FR		TKL	AST	FF	FR	BL	TKL	AST	FF	FR	
B.Martinez	6	7	13	0	0	0	0	0	0	0	0	0	0	0	0	0	0	0	0	0	0	
J.Jackson	5	3	8	0	0	0	0	0	0	0	0	0	0	0	0	0	0	0	0	0	0	
I.Campbell	5	3	8	0	0	0	0	0	0	0	0	0	0	0	0	0	0	0	0	0	0	
J.Alexander	6	1	7	0	0	1	0	0	0	0	0	0	0	0	0	0	0	0	0	0	0	
A.Morrison	3	4	7	0	0	0	0	0	0	0	0	0	0	0	0	0	0	0	0	0	0	
C.Matthews	4	1	5	0	0	2	0	0	0	0	0	0	0	0	0	0	0	0	0	0	0	
K.Clark	2	2	4	1	9	1	1	0	0	0	0	0	0	0	0	0	0	0	0	0	0	
T.Williams	2	2	4	0	0	0	0	0	0	0	0	0	0	0	0	0	0	0	0	0	0	
D.Lowry	2	1	3	1	8	2	2	0	0	0	0	0	0	0	0	0	0	0	0	0	0	
M.Adams	2	1	3	0	0	0	0	0	0	0	0	0	0	0	0	0	0	0	0	0	0	
K.Fackrell	2	0	2	0	0	0	0	0	0	0	0	0	0	0	0	0	0	0	0	0	0	
J.Jones	2	0	2	0	0	0	0	0	0	0	0	0	0	0	0	0	0	0	0	0	0	
T.Lancaster	1	0	1	0	0	0	1	0	0	0	0	0	0	0	0	0	0	0	0	0	0	
R.Gilbert	1	0	1	0	0	0	0	0	1	0	0	0	0	0	0	0	0	0	0	0	0	
K.Brice	1	0	1	0	0	0	0	0	0	0	0	0	0	0	0	0	0	0	0	0	0	
T.Brown	1	0	1	0	0	0	0	0	0	0	0	0	0	0	0	0	0	0	0	0	0	
T.Davis	0	0	0	0	0	0	0	0	0	0	0	0	1	0	0	0	0	0	0	0	0	
O.Burks	0	0	0	0	0	0	0	0	0	0	0	0	1	0	0	0	0	0	0	0	0	
Total	45	25	70	2	17	6	4	0	1	0	0		2	0	0	0	0	0	0	0	0	

TKL = Tackle AST = Assist COMB = Combined QH=QB Hit IN = Interception PD = Pass Defense FF = Forced Fumble FR = Fumble Recovery

Minnesota Vikings	Regular Defensive Plays												Special Teams					Misc			
	TKL	AST	COMB	SK	/ YDS	TFL	QH	IN	PD	FF	FR	TKL	AST	FF	FR	BL	TKL	AST	FF	FR	
S.Richardson	3	4	7	2	16	2	2	0	0	0	0	0	0	0	0	0	0	0	0	0	
E.Kendricks	1	6	7	0	0	0	0	0	0	0	0	0	0	0	0	0	0	0	0	0	
X.Rhodes	4	1	5	0	0	0	0	0	0	0	0	0	0	0	0	0	0	0	0	0	
T.Waynes	4	0	4	0	0	0	0	0	1	0	0	0	0	0	0	0	0	0	0	0	
H.Smith	4	0	4	0	0	0	0	0	0	0	0	0	0	0	0	0	0	0	0	0	
D.Hunter	2	2	4	0	0	0	0	0	0	0	0	0	0	0	0	0	0	0	0	0	
M.Alexander	2	2	4	0	0	0	0	0	0	0	0	0	0	0	0	0	0	0	0	0	
J.Kearse	2	1	3	0	0	0	0	0	1	0	0	0	0	0	0	0	0	0	0	0	
A.Harris	1	1	2	0	0	0	0	0	0	0	0	0	0	0	0	0	0	0	0	0	
E.Griffen	1	0	1	1	9	1	2	0	0	0	0	0	0	0	0	0	0	0	0	0	
T.Johnson	1	0	1	1	1	1	1	0	0	0	0	0	0	0	0	0	0	0	0	0	
S.Weatherly	1	0	1	0	0	0	0	0	0	0	0	0	1	0	0	0	0	0	0	0	
L.Joseph	1	0	1	0	0	0	0	0	0	0	0	0	0	0	0	0	0	0	0	0	
J.Johnson	1	0	1	0	0	0	0	0	0	0	0	0	0	0	0	0	0	0	0	0	
A.Barr	1	0	1	0	0	0	0	0	0	0	0	0	0	0	0	0	0	0	0	0	
K.Brothers	0	0	0	0	0	0	0	0	0	0	0	0	1	1	0	0	0	0	0	0	
D.Downs	0	0	0	0	0	0	0	0	0	0	0	0	0	1	0	0	0	0	0	0	
M.Sherels	0	0	0	0	0	0	0	0	0	0	0	0	0	0	1	0	0	0	0	0	
Total	29	17	46	4	26	4	5	0	2	0	0	2	2	0	1	0	0	0	0	0	

First Half Summary

TIME OF POSSESSION

Packers	12:30
Vikings	17:30

Team	Qtr	Time	Play Description (Extra Point) (Drive Info)	Visitor	Home
Packers	1	5:54	D.Adams 15 yd. pass from A.Rodgers (M.Crosby kick) (7-68, 3:37)	7	0
Vikings	1	2:53	D.Cook 26 yd. pass from K.Cousins (D.Bailey kick) (6-75, 3:01)	7	7
Packers	2	14:16	A.Jones 6 yd. run (M.Crosby kick) (7-75, 3:37)	14	7
Vikings	2	11:01	S.Diggs 30 yd. pass from K.Cousins (D.Bailey kick) (8-75, 3:15)	14	14

	Green Bay Packers	Minnesota Vikings
TOTAL FIRST DOWNS	9	14
First Downs Rushing-Passing-by Penalty	3 - 5 - 1	2 - 12 - 0
THIRD DOWN EFFICIENCY	1-4-25%	4-7-57%
TOTAL NET YARDS	139	280
Total Offensive Plays	24	36
NET YARDS RUSHING	46	26
NET YARDS PASSING	93	254
Gross Yards Passing	94	254
Times thrown-yards lost attempting to pass	1-1	0-0
Pass Attempts-Completions-Had Intercepted	13 - 8 - 0	26 - 22 - 0
Punts-Number and Average	3 - 43.3	2 - 51
Penalties-Number and Yards	0 - 0	6 - 55
Fumbles-Number and Lost	0 - 0	0 - 0
Red Zone Efficiency	2-2-100%	0-0-0%
Average Drive Start	GB 30	MIN 21

Green Bay Packers										Minnesota Vikings															
RUSHING					ATT	YDS	AVG	LG	TD	RUSHING					ATT	YDS	AVG	LG	TD						
A.Jones					8	36	4.5	11	1	D.Cook					5	19	3.8	9	0						
E.St. Brown					1	5	5.0	5	0	L.Murray					3	4	1.3	4	0						
J.Williams					1	5	5.0	5	0	K.Cousins					1	3	3.0	3	0						
										C.Ham					1	0	0.0	0	0						
Total					10	46	4.6	11	1	Total					10	26	2.6	9	0						
PASSING					ATT	CMP	YDS	SK/YD	TD	LG	IN	RT	PASSING					ATT	CMP	YDS	SK/YD	TD	LG	IN	RT
A.Rodgers					13	8	94	1/1	1	23	0	109.1	K.Cousins					26	22	254	0/0	2	33	0	133.0
Total					13	8	94	1/1	1	23	0	109.1	Total					26	22	254	0/0	2	33	0	133.0
PASS RECEIVING					TAR	REC	YDS	AVG	LG	TD	PASS RECEIVING					TAR	REC	YDS	AVG	LG	TD				
E.St. Brown					3	3	53	17.7	23	0	K.Rudolph					7	7	63	9.0	17	0				
D.Adams					3	2	21	10.5	15	1	S.Diggs					6	6	62	10.3	30	1				
A.Jones					2	1	8	8.0	8	0	A.Thielen					6	5	78	15.6	33	0				
L.Kendricks					1	1	8	8.0	8	0	D.Cook					2	2	34	17.0	26	1				
M.Lewis					1	1	4	4.0	4	0	A.Robinson					2	1	11	11.0	11	0				
J.Graham					2	0	0	0.0	0	0	L.Treadwell					2	1	6	6.0	6	0				
M.Valdes-Scantling					1	0	0	0.0	0	0															
Total					13	8	94	11.8	23	1	Total					25	22	254	11.5	33	2				

[illegible]

First Half Summary

Play By Play

First Quarter

11/25/2018

MIN wins toss, elects to Receive, and GB elects to defend the East goal.

M.Crosby kicks 65 yards from GB 35 to end zone, Touchback.

Minnesota Vikings at 15:00

- 1-10-MIN 25 (15:00) (Shotgun) K.Cousins pass short right to S.Diggs to MIN 30 for 5 yards (J.Alexander).
- 2-5-MIN 30 (14:27) K.Cousins pass short right to K.Rudolph to MIN 34 for 4 yards (B.Martinez; A.Morrison).
- 3-1-MIN 34 (13:43) C.Ham up the middle to MIN 34 for no gain (C.Matthews; B.Martinez).
- Timeout #1 by MIN at 12:57.
- 4-1-MIN 34 (12:57) (Run formation) *PENALTY on MIN, Offensive Too Many Men on Field, 4 yards, enforced at MIN 34 - No Play.*
- 4-5-MIN 30 (12:57) M.Wile punts 54 yards to GB 16, Center-K.McDermott. T.Davis to GB 29 for 13 yards (S.Weatherly).

Green Bay Packers at 12:46

- 1-10-GB 29 (12:46) (Shotgun) A.Jones up the middle to GB 30 for 1 yard (H.Smith).
- 2-9-GB 30 (12:14) (No Huddle) A.Jones right end to GB 31 for 1 yard (D.Hunter).
- 3-8-GB 31 (11:30) (No Huddle, Shotgun) A.Rodgers pass incomplete short left to D.Adams.
- 4-8-GB 31 (11:22) J.Scott punts 45 yards to MIN 24, Center-H.Bradley, fair catch by M.Sherels.

Minnesota Vikings at 11:14

- 1-10-MIN 24 (11:14) (Shotgun) K.Cousins pass short left to S.Diggs to MIN 14 for -10 yards (J.Alexander).
- 2-20-MIN 14 (10:27) (Shotgun) K.Cousins pass short right to L.Treadwell to MIN 20 for 6 yards (J.Jackson; B.Martinez).
- 3-14-MIN 20 (9:41) (Shotgun) K.Cousins pass incomplete short left to A.Robinson.
- 4-14-MIN 20 (9:38) M.Wile punts 48 yards to GB 32, Center-K.McDermott, fair catch by T.Davis.

Green Bay Packers at 9:31

- 1-10-GB 32 (9:31) A.Rodgers pass incomplete short right to M.Valdes-Scantling (T.Waynes).
- 2-10-GB 32 (9:23) A.Jones left tackle to GB 43 for 11 yards (H.Smith). R1
- 1-10-GB 43 (8:52) A.Rodgers pass incomplete deep left to D.Adams.
- PENALTY on MIN-X.Rhodes, Defensive Pass Interference, 26 yards, enforced at GB 43 - No Play.* X2
- 1-10-MIN 31 (8:46) E.St. Brown right end to MIN 26 for 5 yards (M.Alexander).
- 2-5-MIN 26 (8:07) (Shotgun) A.Rodgers pass short right to M.Lewis to MIN 22 for 4 yards (H.Smith).
- 3-1-MIN 22 (7:24) (Shotgun) A.Jones up the middle to MIN 18 for 4 yards (L.Joseph). R3
- 1-10-MIN 18 (6:44) (Shotgun) A.Jones right guard to MIN 15 for 3 yards (S.Richardson; D.Hunter).
- 2-7-MIN 15 **(6:01) A.Rodgers pass short left to D.Adams for 15 yards, TOUCHDOWN.** P4
- M.Crosby extra point is GOOD, Center-H.Bradley, Holder-J.Scott.

GB 7 MIN 0, 7 plays, 68 yards, 1 penalty, 3:37 drive, 9:06 elapsed

M.Crosby kicks 65 yards from GB 35 to end zone, Touchback.

Minnesota Vikings at 5:54

- 1-10-MIN 25 (5:54) D.Cook right end to MIN 34 for 9 yards (J.Alexander, A.Morrison).
- 2-1-MIN 34 (5:16) K.Cousins up the middle to MIN 37 for 3 yards (K.Clark, B.Martinez). MIN-R.Reiff was injured during the play. R1
- 1-10-MIN 37 (4:58) (Shotgun) K.Cousins pass short middle to K.Rudolph to MIN 46 for 9 yards (B.Martinez).
- 2-1-MIN 46 (4:20) L.Murray up the middle to 50 for 4 yards (M.Adams, B.Martinez). R2
- 1-10-50 (3:43) (Shotgun) K.Cousins pass short right to S.Diggs to GB 26 for 24 yards (J.Jackson). P3
- 1-10-GB 26 **(3:00) K.Cousins pass short right to D.Cook for 26 yards, TOUCHDOWN. GB-K.Brice was injured during the play.** P4
- D.Bailey extra point is GOOD, Center-K.McDermott, Holder-M.Wile.

GB 7 MIN 7, 6 plays, 75 yards, 3:01 drive, 12:07 elapsed

D.Bailey kicks 65 yards from MIN 35 to end zone, Touchback.

Green Bay Packers at 2:53

- 1-10-GB 25 (2:53) A.Rodgers pass short right to E.St. Brown pushed ob at GB 40 for 15 yards (T.Waynes). P5
- 1-10-GB 40 (2:19) A.Rodgers pass short left to L.Kendricks to GB 48 for 8 yards (J.Kearse; E.Kendricks).
- 2-2-GB 48 (1:36) A.Rodgers pass deep right to E.St. Brown to MIN 29 for 23 yards (T.Waynes). P6
- 1-10-MIN 29 (:51) A.Jones right guard to MIN 20 for 9 yards (E.Kendricks; A.Harris).
- 2-1-MIN 20 (:04) A.Rodgers pass short left to D.Adams pushed ob at MIN 14 for 6 yards (X.Rhodes). P7

Green Bay Packers vs Minnesota Vikings at U.S. Bank Stadium								
END OF QUARTER	Score	Time	First Downs				Efficiencies	
		Poss	R	P	X	T	3 Down	4 Down
Green Bay Packers	7	8:02	2	4	1	7	1/2	0/0
Minnesota Vikings	7	6:58	2	2	0	4	0/2	0/0

Second Quarter

11/25/2018

Play By Play

Green Bay Packers continued.

<u>1-10-MIN 14</u>	(15:00) A.Rodgers pass short right to A.Jones to MIN 6 for 8 yards (S.Weatherly).	
2-2-MIN 6	(14:21) A.Jones left end for 6 yards, TOUCHDOWN.	R8
	M.Crosby extra point is GOOD, Center-H.Bradley, Holder-J.Scott.	

GB 14 MIN 7, 7 plays, 75 yards, 3:37 drive, 0:44 elapsed

M.Crosby kicks 65 yards from GB 35 to end zone, Touchback.

Minnesota Vikings at 14:16

1-10-MIN 25	(14:16) (Shotgun) K.Cousins pass deep right to K.Rudolph to MIN 42 for 17 yards (I.Campbell).	P5
<u>1-10-MIN 42</u>	(13:39) (Shotgun) D.Cook up the middle to MIN 45 for 3 yards (K.Fackrell).	
2-7-MIN 45	(13:04) K.Cousins pass incomplete short left to A.Thielen.	
3-7-MIN 45	(13:00) (Shotgun) K.Cousins pass short right to K.Rudolph pushed ob at GB 45 for 10 yards (J.Jackson).	P6
<u>1-10-GB 45</u>	(12:28) (Shotgun) K.Cousins pass incomplete short right to L.Treadwell.	
2-10-GB 45	(12:25) D.Cook up the middle to GB 40 for 5 yards (B.Martinez; A.Morrison).	
3-5-GB 40	(11:46) (Shotgun) K.Cousins pass short right to S.Diggs to GB 30 for 10 yards (I.Campbell).	P7
<u>1-10-GB 30</u>	(11:07) K.Cousins pass deep left to S.Diggs for 30 yards, TOUCHDOWN.	P8
	D.Bailey extra point is GOOD, Center-K.McDermott, Holder-M.Wile.	

GB 14 MIN 14, 8 plays, 75 yards, 3:15 drive, 3:59 elapsed
--

D.Bailey kicks 65 yards from MIN 35 to end zone, Touchback.

Green Bay Packers at 11:01

1-10-GB 25	(11:01) A.Rodgers pass incomplete deep middle to J.Graham (J.Kearse).	
2-10-GB 25	(10:56) J.Williams up the middle to GB 30 for 5 yards (J.Kearse).	
3-5-GB 30	(10:10) (Shotgun) A.Rodgers sacked at GB 29 for -1 yards (T.Johnson).	
4-6-GB 29	(9:06) J.Scott punts 54 yards to MIN 17, Center-H.Bradley. M.Sherels to MIN 17 for no gain (T.Davis).	

Minnesota Vikings at 8:57

1-10-MIN 17	(8:57) (Shotgun) L.Murray right tackle to MIN 18 for 1 yard (C.Matthews).	
2-9-MIN 18	(8:22) K.Cousins pass deep right to A.Thielen to GB 49 for 33 yards (J.Alexander).	P9
<u>1-10-GB 49</u>	(7:33) (Shotgun) K.Cousins pass short right to K.Rudolph to GB 38 for 11 yards (B.Martinez).	P10
<u>1-10-GB 38</u>	(6:48) K.Cousins pass short left to K.Rudolph pushed ob at GB 32 for 6 yards (R.Gilbert).	
2-4-GB 32	(6:16) (Shotgun) K.Cousins pass short right to S.Diggs to GB 29 for 3 yards (T.Williams).	
	Timeout #2 by MIN at 05:28.	
3-1-GB 29	(5:28) L.Murray up the middle to GB 30 for -1 yards (M.Adams; K.Clark).	
4-2-GB 30	(4:40) D.Bailey 48 yard field goal is No Good, Wide Left, Center-K.McDermott, Holder-M.Wile.	

Green Bay Packers at 4:35

1-10-GB 38	(4:35) (Shotgun) A.Rodgers pass short left to E.St. Brown pushed ob at MIN 47 for 15 yards (T.Waynes).	P9
<u>1-10-MIN 47</u>	(4:06) A.Rodgers pass incomplete deep left to J.Graham [E.Griffen].	
2-10-MIN 47	(4:01) A.Jones right tackle to MIN 46 for 1 yard (J.Kearse).	
3-9-MIN 46	(3:16) (Shotgun) A.Rodgers pass incomplete deep left to D.Adams.	
	<i>PENALTY on MIN-E.Griffen, Defensive Offside, 5 yards, enforced at MIN 46 - No Play.</i>	
3-4-MIN 41	(3:10) (Shotgun) A.Rodgers pass incomplete short left to A.Jones.	
4-4-MIN 41	<i>(3:04) (Shotgun) Penalty on GB, Delay of Game, declined.</i>	
4-4-MIN 41	(3:04) J.Scott punts 31 yards to MIN 10, Center-H.Bradley, downed by GB-R.Gilbert.	

Minnesota Vikings at 2:55

1-10-MIN 10	(2:55) D.Cook left guard to MIN 13 for 3 yards (I.Campbell).	
	Timeout #1 by GB at 02:51.	
2-7-MIN 13	(2:51) (Shotgun) K.Cousins pass short right to D.Cook to MIN 21 for 8 yards (J.Jackson; I.Campbell).	P11
<u>1-10-MIN 21</u>	(2:16) (Shotgun) D.Cook up the middle to MIN 20 for -1 yards (D.Lowry).	

Two-Minute Warning

2-11-MIN 20	(2:00) (Shotgun) K.Cousins pass short middle to K.Rudolph to MIN 26 for 6 yards (A.Morrison) [D.Lowry].	
	Timeout #2 by GB at 01:53.	
3-5-MIN 26	<i>(1:53) (Shotgun) PENALTY on MIN-B.O'Neill, False Start, 5 yards, enforced at MIN 26 - No Play.</i>	

Green Bay Packers vs Minnesota Vikings at U.S. Bank Stadium

3-10-MIN 21	(1:53) (Shotgun) K.Cousins pass short right to A.Thielen pushed ob at MIN 36 for 15 yards (J.Jackson).	P12
<u>1-10-MIN 36</u>	(1:46) (Shotgun) K.Cousins scrambles left end ran ob at MIN 42 for 6 yards (T.Williams). <i>PENALTY on MIN-M.Remmers, Offensive Holding, 10 yards, enforced at MIN 36 - No Play.</i>	
1-20-MIN 26	(1:39) (Shotgun) K.Cousins pass short left to A.Thielen to MIN 28 for 2 yards (I.Campbell).	
2-18-MIN 28	(1:10) (No Huddle, Shotgun) K.Cousins pass short left to A.Robinson to MIN 39 for 11 yards (J.Jackson).	
3-7-MIN 39	(:27) (No Huddle, Shotgun) K.Cousins pass short middle to A.Thielen to MIN 47 for 8 yards (B.Martinez). Timeout #3 by MIN at 00:22.	P13
<u>1-10-MIN 47</u>	(:22) (Shotgun) K.Cousins pass deep middle to A.Thielen to GB 33 for 20 yards (J.Alexander).	P14
<u>1-10-GB 33</u>	(:04) K.Cousins spiked the ball to stop the clock.	
2-10-GB 33	(:03) (Field Goal formation) <i>PENALTY on MIN-R.Hill, False Start, 5 yards, enforced at GB 33 - No Play.</i>	
2-15-GB 38	(:03) D.Bailey 56 yard field goal is No Good, Wide Right, Center-K.McDermott, Holder-M.Wile.	

END OF QUARTER

	Score	Time Poss	First Downs				Efficiencies	
			R	P	X	T	3 Down	4 Down
Green Bay Packers	14	4:28	1	1	0	2	0/2	0/0
Minnesota Vikings	14	10:32	0	10	0	10	4/5	0/0

Third Quarter

11/25/2018

Play By Play

GB elects to Receive, and MIN elects to defend the goal.

D.Bailey kicks 63 yards from MIN 35 to GB 2. J.Williams to GB 25 for 23 yards (D.Downs; K.Brothers).

Green Bay Packers at 15:00, (1st play from scrimmage 14:55)

1-10-GB 25	(14:55) (Shotgun) A.Jones up the middle to GB 29 for 4 yards (S.Richardson; E.Kendricks).	
2-6-GB 29	(14:16) (Shotgun) A.Rodgers pass short left to A.Jones pushed ob at GB 39 for 10 yards (M.Alexander).	P10
1-10-GB 39	(13:46) (Shotgun) A.Jones up the middle to GB 45 for 6 yards (E.Kendricks; S.Richardson).	
2-4-GB 45	(13:13) A.Jones right tackle to 50 for 5 yards (D.Hunter).	R11
1-10-50	(12:29) A.Rodgers pass short left to D.Adams to MIN 47 for 3 yards (X.Rhodes; M.Alexander).	
2-7-MIN 47	(11:51) (Shotgun) A.Rodgers pass incomplete short left to A.Jones. GB-L.Taylor was injured during the play.	
3-7-MIN 47	(11:44) (Shotgun) A.Rodgers pass incomplete deep left to D.Adams.	
4-7-MIN 47	(11:39) J.Scott punts 47 yards to end zone, Center-H.Bradley, Touchback.	
	<i>PENALTY on GB-J.Moore, Illegal Touch Kick, 5 yards, enforced at MIN 20.</i>	

Minnesota Vikings at 11:32

1-10-MIN 25	(11:32) D.Cook right guard to MIN 28 for 3 yards (C.Matthews).	
2-7-MIN 28	(10:53) (Shotgun) K.Cousins pass incomplete deep right to A.Abdullah.	
3-7-MIN 28	(10:48) (Shotgun) K.Cousins scrambles up the middle to MIN 29 for 1 yard (K.Fackrell).	
4-6-MIN 29	(10:07) M.Wile punts 59 yards to GB 12, Center-K.McDermott. T.Williams to GB 35 for 23 yards (K.Brothers).	

Green Bay Packers at 9:55

1-10-GB 35	(9:55) A.Jones right guard to GB 40 for 5 yards (M.Alexander; E.Kendricks).	
2-5-GB 40	(9:12) A.Rodgers pass short left to A.Jones to GB 43 for 3 yards (X.Rhodes).	
3-2-GB 43	(8:24) (Shotgun) A.Jones up the middle to GB 44 for 1 yard (S.Richardson).	
	Timeout #1 by GB at 07:28.	
4-1-GB 44	(7:28) A.Jones up the middle to GB 44 for no gain (H.Smith).	

Minnesota Vikings at 7:21

1-10-GB 44	(7:21) (Shotgun) K.Cousins pass short right to D.Cook to GB 31 for 13 yards (J.Jackson).	P15
1-10-GB 31	(6:38) (Shotgun) K.Cousins pass short left to S.Diggs pushed ob at GB 26 for 5 yards (T.Williams).	
2-5-GB 26	(6:07) (Shotgun) K.Cousins pass short left to A.Thielen pushed ob at GB 13 for 13 yards (J.Jones).	P16
1-10-GB 13	(5:29) D.Cook left guard to GB 14 for -1 yards (C.Matthews).	
2-11-GB 14	(5:00) (Shotgun) K.Cousins scrambles left end to GB 10 for 4 yards (B.Martinez).	
3-7-GB 10	(4:14) (Shotgun) K.Cousins sacked at GB 19 for -9 yards (K.Clark).	
4-16-GB 19	(3:31) D.Bailey 37 yard field goal is GOOD, Center-K.McDermott, Holder-M.Wile.	

GB 14 MIN 17, 7 plays, 25 yards, 3:54 drive, 11:33 elapsed

D.Bailey kicks 65 yards from MIN 35 to end zone, Touchback.

Green Bay Packers at 3:27

1-10-GB 25	(3:27) A.Jones left end to GB 27 for 2 yards (D.Hunter; E.Kendricks).	
2-8-GB 27	(2:47) A.Rodgers pass incomplete short right to L.Kendricks.	
3-8-GB 27	(2:42) (Shotgun) <i>PENALTY on GB, Delay of Game, 5 yards, enforced at GB 27 - No Play.</i>	
3-13-GB 22	(2:42) (Shotgun) A.Rodgers sacked at GB 13 for -9 yards (S.Richardson).	
4-22-GB 13	(1:58) J.Scott punts 43 yards to MIN 44, Center-H.Bradley. M.Sherels pushed ob at GB 36 for 20 yards (O.Burks).	
	<i>PENALTY on GB, Illegal Formation, 5 yards, enforced at GB 36.</i>	

Minnesota Vikings at 1:46

1-10-GB 31	(1:46) (Shotgun) K.Cousins pass incomplete deep middle to S.Diggs.	
2-10-GB 31	(1:41) S.Diggs left end to GB 19 for 12 yards (A.Morrison; T.Williams).	R17
1-10-GB 19	(1:02) (Shotgun) D.Cook left end to GB 14 for 5 yards (K.Brice). MIN-B.O'Neill was injured during the play. GB-K.Brice was injured during the play.	
2-5-GB 14	(:36) K.Cousins pass short middle to A.Thielen for 14 yards, TOUCHDOWN.	P18
	D.Bailey extra point is GOOD, Center-K.McDermott, Holder-M.Wile.	

GB 14 MIN 24, 4 plays, 31 yards, 1:19 drive, 14:33 elapsed

D.Bailey kicks 65 yards from MIN 35 to end zone, Touchback.

Green Bay Packers at 0:27

1-10-GB 25	(:27) (Shotgun) A.Rodgers pass short right to L.Kendricks to GB 31 for 6 yards (T.Waynes).	
------------	--	--

Green Bay Packers vs Minnesota Vikings at U.S. Bank Stadium								
END OF QUARTER	Score	Time	First Downs				Efficiencies	
		Poss	R	P	X	T	3 Down	4 Down
Green Bay Packers	14	8:10	1	1	0	2	0/3	0/1
Minnesota Vikings	24	6:50	1	3	0	4	0/2	0/0

Fourth Quarter

11/25/2018

Play By Play

Green Bay Packers continued.

2-4-GB 31	(15:00) (Shotgun) A.Jones right guard to GB 38 for 7 yards (J.Johnson, S.Richardson).	R12
<u>1-10-GB 38</u>	(14:16) A.Rodgers pass incomplete deep left to E.St. Brown.	
2-10-GB 38	(14:09) (Shotgun) A.Jones up the middle to GB 44 for 6 yards (E.Kendricks).	
3-4-GB 44	(13:35) (Shotgun) A.Rodgers sacked at GB 37 for -7 yards (S.Richardson).	
4-11-GB 37	(12:57) J.Scott punts 56 yards to MIN 7, Center-H.Bradley, out of bounds.	

Minnesota Vikings at 12:48

1-10-MIN 7	(12:48) L.Murray right guard to MIN 12 for 5 yards (B.Martinez, J.Jackson).	
2-5-MIN 12	(12:10) L.Murray left guard to MIN 20 for 8 yards (K.Clark; B.Martinez).	R19
<u>1-10-MIN 20</u>	(11:24) L.Murray up the middle to MIN 24 for 4 yards (I.Campbell; D.Lowry).	
2-6-MIN 24	(10:42) K.Cousins pass incomplete short left to L.Treadwell.	
3-6-MIN 24	(10:38) (Shotgun) K.Cousins pass deep left to A.Thielen pushed ob at MIN 44 for 20 yards (J.Jones).	P20
<u>1-10-MIN 44</u>	(10:02) (Shotgun) D.Cook right end to 50 for 6 yards (J.Alexander; I.Campbell).	
2-4-50	(9:20) L.Murray up the middle to GB 47 for 3 yards (M.Adams).	
3-1-GB 47	(8:39) K.Cousins pass short left to C.Ham pushed ob at GB 34 for 13 yards (A.Morrison).	P21
<u>1-10-GB 34</u>	(8:01) L.Murray left guard to GB 32 for 2 yards (A.Morrison).	
2-8-GB 32	(7:26) L.Murray right tackle to GB 29 for 3 yards (T.Lancaster).	
3-5-GB 29	(6:46) (Shotgun) K.Cousins sacked at GB 37 for -8 yards (D.Lowry).	
4-13-GB 37	(6:00) M.Wile punts 21 yards to GB 16, Center-K.McDermott. T.Williams MUFFS catch, RECOVERED by MIN-M.Sherels at GB 15.	

Minnesota Vikings at 5:51

1-10-GB 15	(5:51) D.Cook left guard to GB 18 for -3 yards (C.Matthews).	
	Timeout #2 by GB at 05:47.	
2-13-GB 18	(5:47) (Shotgun) K.Cousins pass incomplete deep left to S.Diggs [T.Lancaster].	
3-13-GB 18	(5:42) (Shotgun) K.Cousins scrambles up the middle to GB 7 for 11 yards (J.Alexander).	
4-2-GB 7	(4:54) (Shotgun) K.Cousins pass incomplete short left to S.Diggs (R.Gilbert).	

Green Bay Packers at 4:51

1-10-GB 7	(4:51) (Shotgun) A.Rodgers pass short right to M.Valdes-Scantling to GB 10 for 3 yards (X.Rhodes).	
2-7-GB 10	(4:18) (No Huddle, Shotgun) A.Rodgers pass deep middle to J.Graham to GB 35 for 25 yards (A.Harris).	P13
<u>1-10-GB 35</u>	(3:56) (No Huddle, Shotgun) A.Rodgers pass short middle to J.Graham to GB 44 for 9 yards (A.Barr).	
2-1-GB 44	(3:31) (No Huddle, Shotgun) A.Rodgers sacked at GB 35 for -9 yards (E.Griffen).	
3-10-GB 35	(2:46) (No Huddle, Shotgun) A.Rodgers pass deep right to D.Adams pushed ob at MIN 29 for 36 yards (X.Rhodes). MIN-X.Rhodes was injured during the play.	P14
<u>1-10-MIN 29</u>	(2:38) (Shotgun) A.Rodgers pass short right to D.Adams ran ob at MIN 20 for 9 yards.	
2-1-MIN 20	(2:33) (Shotgun) A.Rodgers pass incomplete short left to E.St. Brown.	
3-1-MIN 20	(2:30) (Shotgun) A.Rodgers pass incomplete deep left to D.Adams.	
4-1-MIN 20	(2:25) M.Crosby 38 yard field goal is GOOD, Center-H.Bradley, Holder-J.Scott.	

GB 17 MIN 24, 9 plays, 73 yards, 2:31 drive, 12:40 elapsed

M.Crosby kicks onside 11 yards from GB 35 to GB 46. K.Rudolph (didn't try to advance) to GB 46 for no gain.

PENALTY on GB-J.Williams, Offside on Free Kick, 5 yards, enforced at GB 46.

Minnesota Vikings at 2:20, (1st play from scrimmage 2:19)

1-10-GB 41	(2:19) L.Murray left tackle to GB 40 for 1 yard (I.Campbell).	
	Timeout #3 by GB at 02:15.	
2-9-GB 40	(2:15) R.Hill reported in as eligible. L.Murray right end to GB 37 for 3 yards (B.Martinez, T.Williams).	

Two-Minute Warning

3-6-GB 37	(2:00) (Shotgun) K.Cousins pass short right to S.Diggs to GB 27 for 10 yards (T.Brown).	P22
<u>1-10-GB 27</u>	(1:14) K.Cousins kneels to GB 28 for -1 yards.	
2-11-GB 28	(:38) K.Cousins kneels to GB 29 for -1 yards.	

END OF QUARTER

	Score	Time Poss	First Downs				Efficiencies	
			R	P	X	T	3 Down	4 Down
Green Bay Packers	17	4:43	1	2	0	3	1/3	0/0
Minnesota Vikings	24	10:17	1	3	0	4	3/5	0/1

Miscellaneous Statistics Report

Green Bay Packers vs Minnesota Vikings

11/25/2018 at U.S. Bank Stadium

Ten Longest Plays for Green Bay Packers

Yards	Qtr	Play Start	Play Description
36	4	3-10-GB 35	(2:46) (No Huddle, Shotgun) A.Rodgers pass deep right to D.Adams pushed ob at MIN 29 for 36 yards (X.Rhodes). MIN-X.Rhodes was injured during the play.
25	4	2-7-GB 10	(4:18) (No Huddle, Shotgun) A.Rodgers pass deep middle to J.Graham to GB 35 for 25 yards (A.Harris).
23	1	2-2-GB 48	(1:36) A.Rodgers pass deep right to E.St. Brown to MIN 29 for 23 yards (T.Waynes).
15	1	2-7-MIN 15	(6:01) A.Rodgers pass short left to D.Adams for 15 yards, TOUCHDOWN.
15	1	1-10-GB 25	(2:53) A.Rodgers pass short right to E.St. Brown pushed ob at GB 40 for 15 yards (T.Waynes).
15	2	1-10-GB 38	(4:35) (Shotgun) A.Rodgers pass short left to E.St. Brown pushed ob at MIN 47 for 15 yards (T.Waynes).
11	1	2-10-GB 32	(9:23) A.Jones left tackle to GB 43 for 11 yards (H.Smith).
10	3	2-6-GB 29	(14:16) (Shotgun) A.Rodgers pass short left to A.Jones pushed ob at GB 39 for 10 yards (M.Alexander).
9	1	1-10-MIN 29	(:51) A.Jones right guard to MIN 20 for 9 yards (E.Kendricks; A.Harris).
9	4	1-10-GB 35	(3:56) (No Huddle, Shotgun) A.Rodgers pass short middle to J.Graham to GB 44 for 9 yards (A.Barr).

Ten Longest Plays for Minnesota Vikings

Yards	Qtr	Play Start	Play Description
33	2	2-9-MIN 18	(8:22) K.Cousins pass deep right to A.Thielen to GB 49 for 33 yards (J.Alexander).
30	2	1-10-GB 30	(11:07) K.Cousins pass deep left to S.Diggs for 30 yards, TOUCHDOWN.
26	1	1-10-GB 26	(3:00) K.Cousins pass short right to D.Cook for 26 yards, TOUCHDOWN. GB-K.Brice was injured during the play.
24	1	1-10-50	(3:43) (Shotgun) K.Cousins pass short right to S.Diggs to GB 26 for 24 yards (J.Jackson).
20	2	1-10-MIN 47	(:22) (Shotgun) K.Cousins pass deep middle to A.Thielen to GB 33 for 20 yards (J.Alexander).
20	4	3-6-MIN 24	(10:38) (Shotgun) K.Cousins pass deep left to A.Thielen pushed ob at MIN 44 for 20 yards (J.Jones).
17	2	1-10-MIN 25	(14:16) (Shotgun) K.Cousins pass deep right to K.Rudolph to MIN 42 for 17 yards (I.Campbell).
15	2	3-10-MIN 21	(1:53) (Shotgun) K.Cousins pass short right to A.Thielen pushed ob at MIN 36 for 15 yards (J.Jackson).
14	3	2-5-GB 14	(:36) K.Cousins pass short middle to A.Thielen for 14 yards, TOUCHDOWN.
13	3	1-10-GB 44	(7:21) (Shotgun) K.Cousins pass short right to D.Cook to GB 31 for 13 yards (J.Jackson).

Touchdown Scoring Information

		Offense	Defense	Special Teams
VISITOR	Green Bay Packers	2	0	0
HOME	Minnesota Vikings	3	0	0

Player Scoring Information

Club	Player	TD	Rush TD	Rec TD	KO TD	Punt TD	Int TD	Fum TD	Misc TD	FG	XP	2Pt Rush	2Pt Rec	Sfty	Points
GB	A.Jones	0	1	0	0	0	0	0	0	0	0	0	0	0	6
GB	D.Adams	0	0	1	0	0	0	0	0	0	0	0	0	0	6
GB	M.Crosby	0	0	0	0	0	0	0	0	1	2	0	0	0	5
MIN	A.Thielen	0	0	1	0	0	0	0	0	0	0	0	0	0	6
MIN	S.Diggs	0	0	1	0	0	0	0	0	0	0	0	0	0	6
MIN	D.Cook	0	0	1	0	0	0	0	0	0	0	0	0	0	6
MIN	D.Bailey	0	0	0	0	0	0	0	0	1	3	0	0	0	6

Possession Detail

	First Half		Second Half		Game	
	Visitor	Home	Visitor	Home	Visitor	Home
Largest Lead	7	0	0	10	7	10
Drives Leading	0	0	0	4	0	4
Time of Possession Leading	0:00	0:00	0:00	11:36	0:00	11:36
Largest Deficit	0	-7	-10	0	-10	-7
Drives Trailing	0	2	3	0	3	2
Time of Possession Trailing	0:00	6:16	6:51	0:00	6:51	6:16
Times Score Tied Up		2		0		2
Lead Changes		2		1		3

Playtime Percentage

Percent of playtime per player on offense, defense and special teams

Green Bay Packers

Minnesota Vikings

		Offense		Defense		Special Teams				Offense		Defense		Special Teams	
B Bulaga	T	53	100%			3	11%	P Elflein	C	70	100%			6	21%
A Rodgers	QB	53	100%					M Remmers	G	70	100%			1	4%
D Adams	WR	53	100%					K Cousins	QB	70	100%				
C Linsley	C	53	100%					T Compton	G	70	100%				
B Bell	G	51	96%			3	11%	A Thielen	WR	68	97%			1	4%
M Valdes-Scantling	WR	44	83%					R Reiff	T	66	94%			5	18%
D Bakhtiari	T	43	81%			2	7%	S Diggs	WR	66	94%				
A Jones	RB	40	75%					K Rudolph	TE	64	91%			7	25%
E St. Brown	WR	36	68%					B O'Neill	T	53	76%			5	18%
L Taylor	G	32	60%			2	7%	D Cook	RB	41	59%				
M Lewis	TE	23	43%			3	11%	L Treadwell	WR	33	47%			3	11%
J McCray	G	23	43%			3	11%	L Murray	RB	28	40%				
L Kendricks	TE	22	42%			7	25%	R Hill	T	23	33%			6	21%
J Graham	TE	22	42%					A Robinson	WR	18	26%			4	14%
J Williams	RB	13	25%			9	32%	T Conklin	TE	17	24%			8	29%
J Moore	WR	11	21%			15	54%	C Ham	FB	8	11%			17	61%
J Spriggs	T	10	19%			3	11%	H Smith	FS	2	3%	53	100%	3	11%
R Tonyan	TE	1	2%			5	18%	A Abdullah	RB	2	3%			8	29%
B Martinez	LB			70	100%	6	21%	B Zylstra	WR	1	1%			17	61%
T Williams	CB			70	100%	2	7%	A Harris	FS			53	100%	10	36%
J Alexander	CB			70	100%	1	4%	T Waynes	CB			53	100%	5	18%
K Clark	NT			66	94%	7	25%	E Kendricks	LB			53	100%	5	18%
J Jackson	CB			60	86%	11	39%	A Barr	LB			53	100%	5	18%
J Jones	SS			57	81%	6	21%	X Rhodes	CB			50	94%		
C Matthews	LB			57	81%			E Griffen	DE			43	81%	5	18%
K Fackrell	LB			55	79%	10	36%	D Hunter	DE			41	77%	10	36%
D Lowry	DE			55	79%	8	29%	M Alexander	CB			40	75%		
I Campbell	FS			53	76%	25	89%	S Richardson	DT			38	72%	4	14%
A Morrison	LB			46	66%	11	39%	L Joseph	NT			34	64%	3	11%
R Gilbert	LB			30	43%	17	61%	T Johnson	DT			22	42%	3	11%
K Brice	FS			24	34%			S Weatherly	DE			19	36%	11	39%
T Lancaster	DT			22	31%	6	21%	J Johnson	DT			12	23%	1	4%
M Adams	NT			19	27%	6	21%	J Kearse	SS			11	21%	16	57%
T Brown	CB			9	13%	20	71%	H Hill	CB			3	6%	17	61%
O Burks	LB			7	10%	19	68%	T Bower	DE			3	6%		
J Crawford	LB					25	89%	E Wilson	LB			2	4%	22	79%
K Toomer	LB					13	46%	K Brothers	LB					17	61%
T Carson	RB					12	43%	M Sherels	CB					16	57%
T Davis	WR					10	36%	G Iloka	FS					12	43%
H Bradley	LS					9	32%	D Downs	LB					12	43%
J Scott	P					9	32%	D Bailey	K					11	39%
M Crosby	K					7	25%	K McDermott	LS					10	36%
W Redmond	CB					7	25%	M Wile	P					10	36%
L Patrick	G					4	14%	B Jones	C					6	21%

