



WEEKLY MEDIA INFORMATION PACKET

GREEN BAY PACKERS
AT
TENNESSEE TITANS

WEEK 3
SUNDAY, SEPT. 22, 2024
12 P.M. CT
NISSAN STADIUM



THE DOPE SHEET

OFFICIAL PROGRAM AND PUBLICATION, ACME-PACKERS FOOTBALL TEAM.

Packers Communications • Lambeau Field Atrium • 1265 Lombardi Avenue • Green Bay, WI 54304
920/569-7500 • 920/569-7201 fax

Jason Wahlers, Sarah Quick, Tom Fanning, Nathan LoCascio

VOL. XXVI; NO. 8

REGULAR-SEASON GAME 3



GREEN BAY (1-1)

AT

TENNESSEE (0-2)



Sunday, Sept. 22 | Nissan Stadium | 12 p.m. CT

PACKERS BACK ON THE ROAD TO FACE TITANS

The Green Bay Packers will travel to Tennessee to take on the Titans.

- ▶ It is the earliest visit to Nashville to play the Titans and the second-earliest visit against the franchise (Week 1 at Houston Oilers in 1983).
- ▶ The two teams have played 14 times with an overall point differential of 15 points.
- ▶ Green Bay and Tennessee have split the last four matchups, with the Packers scoring 40 and 55 points in their two victories.
- ▶ This will be the Packers' fourth game at Tennessee and the first since 2016.
- ▶ The last time Green Bay won a road game against the franchise was in 1992 in Houston against the Oilers.
- ▶ Overall, the two franchises have faced off 14 times during the regular season, with the Titans holding an 8-6 (.571) advantage in the series.
- ▶ This is the first time since 2000 that the Packers have played two of their first three games vs. AFC teams.
- ▶ Under Head Coach **Matt LaFleur**, Green Bay is 15-9 against AFC teams, a .625 winning percentage that is No. 2 among NFC teams (Seattle Seahawks, 16-9, .640) and No. 4 among all teams since 2019 (Kansas City Chiefs, 46-16, .742 / Buffalo Bills, 41-19, .683).
- ▶ The Packers have started 1-1 for the fourth straight year, and in each of the previous three seasons, they have gone on to be 2-1.
- ▶ Green Bay has started 1-1 or better in the first two games of the season for 18 consecutive years (2007-24)
- ▶ With a win over Indianapolis in Week 2, Green Bay has won 12 straight home openers (2013-24), the longest winning streak in home openers in team history and the longest current winning streak in the league. It also tied for the second-longest winning streak in home openers in NFL history behind only Miami (13 from 1976-88).
- ▶ With the victory in Week 2, the Packers became the first team in NFL history to reach 800 regular-season wins.
- ▶ The temperature at kickoff in Week 2 was 85 degrees, tied for the second-warmest home game in franchise history (since 1959) behind only an 89-degree game vs. Cincinnati on Sept. 24, 2017.
- ▶ Dating back to 2008, the six times the Packers have lost the season opener, they won in Week 2 (2012, 2013, 2014, 2021, 2022, 2024).
- ▶ Green Bay returns home next week to take on the Minnesota Vikings in its first divisional matchup of the season. It is the first time the Packers do not play an NFC North foe until Week 4 or later since 2017 (Week 4 vs. Chicago).

WITH THE CALL

FOX Sports, now in its 31st season as an NFL network television partner, will broadcast the game.

- ▶ Play-by-play man **Kevin Kugler** joins analyst **Daryl Johnston** and sideline reporter **Laura Okmin**.
- ▶ The game is also available through NFL Sunday Ticket by YouTube.
- ▶ All Packers games can be heard on the Packers Radio Network, which is made up of 54 stations in Wisconsin, Michigan, Minnesota, Illinois and North and South Dakota. 97.3 The Game – WRNW-Milwaukee begins its third season as the flagship station of the Packers Radio Network. For a map and full listing of radio affiliates, go to packers.com/video/radio-network. **Wayne Larrivee** (play-by-play) and two-time Packers Pro Bowler **Larry McCarren** (analyst) call the action. McCarren first joined the team's broadcasts in 1995 and enters his 30th season calling Packers games. After originally being paired together in 1999, McCarren and Larrivee enter their 26th season of broadcasts together. They surpassed Jim Irwin and Max McGee for the most regular-season and postseason games broadcast for the Packers with 313 at the 2018 season opener against Chicago.
- ▶ The broadcast is also available on Sirius Satellite Radio on channel 121 or 386 or through the app (Packers Radio Network feed).
- ▶ Sports USA Radio will be broadcasting the game to a national audience with **Larry Kahn** (play-by-play) and **Stephen Gostkowski** (analyst) on the call.

REGULAR SEASON

Date	Opponent	Time (CT)	TV
Fri., Sept. 6	at Philadelphia Eagles (São Paulo) L, 29-34		47,236
Sun., Sept. 15	INDIANAPOLIS COLTS	W, 16-10	77,827
Sun., Sept. 22	at Tennessee Titans	12 p.m.	FOX
Sun., Sept. 29	MINNESOTA VIKINGS (Gold Pkg.)	12 p.m.	CBS
Sun., Oct. 6	at Los Angeles Rams	*3:25 p.m.	CBS
Sun., Oct. 13	ARIZONA CARDINALS	*12 p.m.	FOX
Sun., Oct. 20	HOUSTON TEXANS	*12 p.m.	CBS
Sun., Oct. 27	at Jacksonville Jaguars	*12 p.m.	FOX
Sun., Nov. 3	DETROIT LIONS (Gold Pkg.)	*3:25 p.m.	FOX
Sun., Nov. 10	BYE		
Sun., Nov. 17	at Chicago Bears	*12 p.m.	FOX
Sun., Nov. 24	SAN FRANCISCO 49ERS	*3:25 p.m.	FOX
Thu., Nov. 28	MIAMI DOLPHINS	7:20 p.m.	NBC
Thu., Dec. 5	at Detroit Lions	*7:15 p.m.	Prime
Sun., Dec. 15	at Seattle Seahawks	*7:20 p.m.	NBC
Mon., Dec. 23	NEW ORLEANS SAINTS	*7:15 p.m.	ESPN
Sun., Dec. 29	at Minnesota Vikings	*12 p.m.	FOX
Sat./Sun., Jan. 4/5	CHICAGO BEARS (Gold Pkg.)	TBD	TBD

*—Start time and broadcast may shift due to NFL flexible scheduling

NFL POSTSEASON DATES

Jan. 11-13	AFC and NFC Wild Card Playoffs
Jan. 18-19	AFC and NFC Divisional Playoffs
Jan. 26	AFC and NFC Championship Games
Feb. 9	Super Bowl LIX, Caesars Superdome, New Orleans



HEAD COACH MATT LAFLEUR

LAFLEUR LEADS THE PACK

Head Coach **Matt LaFleur** (la-flew-er) led the Packers to three straight NFC North titles, is the only coach in franchise history to post 10-plus wins in each of his first three seasons with the team and is the only coach in NFL history to win at least 12 games (13) in each of his first three seasons (2019-21) as an NFL head coach (Elias Sports Bureau).

▶ LaFleur has led Green Bay to the playoffs in four of his five seasons (2019-21, 2023). The Packers have three postseason wins from 2019-23, **No. 7 in the NFL** over that span.

▶ Per Elias, LaFleur is tied for the **second-most wins in NFL history by a head coach in his first five seasons in the league**:

Head Coach	Wins In First Five Seasons
1. George Seifert	62 (1989-93)
2t. Matt LaFleur	56 (2019-23)
2t. Mike Smith	56 (2008-12)

▶ LaFleur recorded his 50th career regular-season victory as head coach in his 74th career game, becoming the **second fastest to 50 wins in team history** behind only Vince Lombardi (66 games).

▶ Dating back to 2019, the Packers have the **third-best regular-season record in the NFL** and have the **top mark in the NFC**:

Team	Regular-Season Record (Since 2019)
1. Kansas City	65-20 (.765)
2. Buffalo	60-24 (.714)
3. Green Bay	57-28 (.671)
4. Baltimore	56-29 (.659)
5. San Francisco	55-30 (.647)

▶ The Packers have had at least one three-game winning streak in each of the first five seasons under LaFleur.

▶ LaFleur has guided the Packers to a 33-9 record at home (.786) in the regular season, the **top home mark in the NFL** since 2019.

▶ Since 2019, Green Bay is 24-19 on the road in the regular season, a .558 winning percentage that ranks **No. 8 in the NFL** over that span.

▶ After beginning the 2023 season 1-4 in one-score games, Green Bay won five of its last six. The Packers' six wins in one-score games **tied for No. 4 in the NFL** during the 2023 regular season. Green Bay is 1-1 this season and 29-17 in one-score games under LaFleur, a .630 winning percentage that ranks **No. 3 in the NFL** since 2019 (Pittsburgh, 39-16-1, .705 / Kansas City, 33-16, .673).

▶ LaFleur (23-2) tied Guy Chamberlin (23-1-1) for the **most wins in NFL history** by a head coach in his first 25 regular-season home games (Elias).

▶ 2019-21 was the first time Green Bay won seven-plus games in three straight seasons at Lambeau Field since doing it in three straight years from 2010-12.

▶ Green Bay started 16-0 in the month of December under LaFleur before a loss last season in Week 14, marking the **longest in NFL history under an individual head coach** and the **second longest by a team**. Only the San Diego Chargers won more consecutive December games (18 from 2006-09). Five of those Chargers wins came under head coach Marty Schottenheimer and 13 under Norv Turner. Other than LaFleur, the only head coach to win 14-plus consecutive December games was Andy Reid (14 with Kansas City from 2018-21).

▶ The Packers are 22-4 during the regular season in December/January under LaFleur, an .846 winning percentage that ranks **No. 1 in the NFL since 2019** (Buffalo is No. 2 at 20-5, .800).

▶ LaFleur (39-10, .796, 2019-21) passed George Seifert (38-10, .791, 1989-91) for the **most wins by an NFL head coach in his first three seasons in the league** (per Elias).

▶ LaFleur's 39 wins from 2019-21 **tied for the second most** by a coach over any three-season span in league history behind Mike Ditka's 40 wins with Chicago from 1985-87 and Reid's 40 with Kansas City from 2020-22 (Elias).

▶ LaFleur is the **only head coach in NFL history** to post 13-plus wins in three straight seasons (Elias).

▶ LaFleur tied Seifert for the **third fastest to 40 wins** by a head coach in NFL history (51 games) behind only Paul Brown (47) and Chuck Knox (50).

▶ LaFleur (33) **tied for the second-most wins** by a head coach in his first 40 regular-season games (Chamberlin, 34; Brown, 33).

▶ LaFleur reached 30 wins in his first 37 games as a head coach, **tied for the third fastest in NFL history** (Brown, 37) to reach the 30-win mark (Elias), trailing Seifert (36) and Chamberlin (35).

▶ According to Elias, LaFleur was the **sixth head coach since 1970** to lead his team to the conference championship game in both of his first two seasons as a head coach (2019-20), joining Jim Harbaugh (2011-12), Rex Ryan (2009-10), Barry Switzer (1994-95), Seifert (1989-90) and Don McCafferty (1970-71).

▶ LaFleur became just the **second NFL head coach** since the league went to a divisional format in 1967 to win 13-plus games and a division title in both of his first two seasons (2019-20), joining Seifert (1989-90).

▶ LaFleur (26) posted the **second-most wins in NFL history** by a coach in his first two seasons (2019-20) behind only Seifert (28 in 1989-90).

▶ LaFleur led the **biggest one-year win improvement** in franchise history in 2019:

Seasons	Win Improvement
1. 2018 (6) to 2019 (13)	+7
2t. 1928 (6) to 1929 (12)	+6
2t. 1958 (1) to 1959 (7)	+6
2t. 1971 (4) to 1972 (10)	+6
2t. 1988 (4) to 1989 (10)	+6

▶ LaFleur is 22-8 (.733) against the NFC North, giving him the **best record in the NFC North/Central** (min. 10 games) according to Elias:

Coach	NFC North/Central Record
1. Matt LaFleur	22-8 (.733)
2. Mike Ditka	58-25 (.699)
3. Bud Grant	80-36-3 (.688)
4. Mike McCarthy	51-23-2 (.684)
5. Jim Caldwell	16-8 (.667)

▶ The Packers' .733 winning percentage in division games is **tied for No. 2 in the NFL** since 2019.

▶ Green Bay is 11-4 (.733) in division games at home, **tied for No. 4 in the NFL** since 2019 (Dallas ranks No. 1, 14-1, .933).

▶ LaFleur's winning percentage of .917 (11-1) against division opponents in 2019-20 **tied for the second best** by a coach in his first two seasons as head coach, dating back to 1970 (Mike Tomlin, 11-1, .917 in 2007-08 / Mariucci, 15-1, .938 in 1997-98).

▶ Among head coaches who began their career since 1970, LaFleur was the **first one** to win his first seven road divisional games (Elias).

▶ LaFleur is the **only coach in NFL history** (Elias) to win his first 10 games against the Bears (Dennis Green won his first six for Minnesota in 1992-94). The 10-game win streak over Chicago tied for the longest by either team in the history of the series (10 straight by the Packers from 1994-98). Green Bay's 10-game streak against Chicago is tied for its second-longest winning streak against any franchise (15 games, Chicago Cardinals, 1937-46).



Two years after he co-founded the Packers with Curly Lambeau, George Calhoun began writing a piece called The Dope Sheet, which served as the official press release from 1921-24.

THE FIRST MONTH

Green Bay has been one of the most successful teams in the league early in the season.

- ▶ From 2008-23, the Packers finished the month of September with a record at or above .500 in 14 of 15 seasons, including each of the last nine (2015-23):

Season	September Record	Winning Pct.
2024	1-1	.500
2023	2-2	.500
2022	2-1	.667
2021	2-1	.667
2020	3-0	1.000
2019	3-1	.750
2018	2-1-1	.625
2017	3-1	.750
2016	2-1	.667
2015	3-0	1.000
2014	2-2	.500
2013	1-2	.333
2012	2-2	.500
2011	3-0	1.000
2010	2-1	.667
2009	2-1	.667
2008	2-2	.500

- ▶ Dating back to 2019, Green Bay ranks **No. 4 in the NFL** in September winning percentage:

September		
Season	Record (Since 2019)	Winning Pct.
1t. Buffalo	14-4	.778
1t. Kansas City	14-4	.778
3. San Francisco	12-5	.706
4. Green Bay	13-6	.684
5t. Seattle	12-6	.667
5t. Tampa Bay	12-6	.667

- ▶ Over the past 10 years (2015-24), the Packers have the **second-best** opening-month record in the NFL:

Team	September Record (Since 2015)
1. Kansas City	23-7-0 (.767)
2. Green Bay	23-9-1 (.712)
3t. Buffalo	20-11-0 (.645)
3t. L.A. Rams	20-11-0 (.645)
3t. New England	20-11-0 (.645)
6. Dallas	19-12-0 (.613)

- ▶ Green Bay ranks **No. 6 in the NFL** in points per game (25.2) in the month of September over the last 10 years (2015-24).

NOTES AFTER WEEK 2

- ▶ Green Bay registered 261 rushing yards on 53 carries (4.9 avg.) in Week 2, the **highest rushing-yardage total in a game** by the Packers since Dec. 28, 2003, vs. Denver (262 yards).
- ▶ The Packers rushed for 163 yards on 21 carries (7.8 avg.) in Week 1, the most rushing yards in a game in team history on 21 or fewer attempts (previous high was 157 yards on 17 carries at Washington on Oct. 10, 2010).
- ▶ The Packers have rushed for 424 yards this season, their most in the first two games of a season since 1947 (480).
- ▶ The Packers did not allow a sack in Week 2, marking just the **second time in team history** that they rushed for 250-plus yards and did not give up a sack (at Chicago on Dec. 16, 1973).
- ▶ Green Bay rushed for 237 yards on 24 carries (7.0 avg.)

in the first half of Week 2, the first time dating back to 1978 that it rushed for 200-plus yards in either half (per the Elias Sports Bureau). The 237 yards were the third most in a first half by an NFL team since 2000, trailing only Jacksonville (251 yards on Dec. 10, 2006) and Carolina (240 yards on Dec. 24, 2022).

- ▶ In Week 2, the Packers rushed for 164 yards on 20 carries (8.2) in the first quarter, the most by Green Bay in any quarter since it rushed for 166 yards in the third quarter at the St. Louis Cardinals on Sept. 29, 1985 (Elias Sports Bureau). The last NFL team to rush for that many yards in the first quarter of a game was the Denver Broncos (167 yards on Dec. 18, 2011).
- ▶ The Packers have registered three takeaways in both games this season, marking the first time they have posted three-plus takeaways in each of the first two games of the season since 2001. Green Bay's six takeaways this season are its most in the first two games since 2009 (also six).
- ▶ The Packers' 53 rushing attempts in Week 2 were their most in a game since they posted 54 attempts vs. Minnesota on Nov. 26, 1978.
- ▶ Green Bay posted a 40:11 time of possession in Week 2, its second-best single-game mark under Head Coach **Matt LaFleur** (41:16 at Minnesota on Sept. 13, 2020).
- ▶ Green Bay posted eight explosive runs (12-plus yards) in the first half of Week 2, the most by an NFL team in a first half since New England recorded eight vs. Buffalo on Dec. 23, 2018. The Packers' nine explosive runs on the game were their most under LaFleur (since 2019).
- ▶ The Packers' five explosive runs against the Eagles **tied for the most in the league** in Week 1 (New England) and were their most since Week 4 in 2022 vs. New England (also five).
- ▶ Green Bay ranks **No. 1 in the NFL** in explosive plays and explosive runs this season:

Team	Explosive Plays (2024)
1. Green Bay	21
2. Houston	20
3t. Arizona	17
3t. Baltimore	17
3t. Detroit	17
3t. Minnesota	17
3t. New Orleans	17

Team	Explosive Runs (2024)
1. Green Bay	14
2t. New England	9
2t. Washington	9

- ▶ Green Bay ranks **No. 1 in the NFL** in takeaways (six), interceptions (five) and interception rate (7.35 pct.) this season.
- ▶ The Packers rank **No. 6 in the league** in third-down defense (26.09 pct.)
- ▶ The Packers are **No. 2 in the league** with a plus-four turnover differential this season (Pittsburgh ranks No. 1 with plus-five).
- ▶ Green Bay ranks in the top 10 of the NFL in the following offensive categories after Week 2:
 Total Yards Per Game: 398.5 (No. 5)
 Yards Per Play: 6.38 (No. 4)
 Rushing Yards Per Game: 212.0 (No. 1)
 Rushing Yards Per Play: 5.73 (No. 2)
 Passing Yards Per Play: 7.61 (No. 8)
 Sacks Allowed Per Pass Att: 4.08 pct. (No. 3)
 Third-Down Offense: 46.43 pct. (No. 6)
 Average Time of Possession: 33:42 (No. 6)
 Runs of 20-Plus Yards: 5 (t-No. 1)
 Sacks Allowed: two (t-No. 1)

- ▶ Week 2 was the first time since the merger that the Packers posted 420-plus rushing yards and two or fewer sacks allowed in the first two games of the season. It marked the fifth time it has happened in the NFL since 1970 (San Diego Chargers, 2006 / St. Louis Cardinals, 1979 / Dallas Cowboys, 1978 / Los Angeles Rams, 1976).
- ▶ RB **Josh Jacobs** posted a team-high 151 rushing yards on 32 carries (4.7 avg.) in Week 2, giving him 235 rushing yards this season. That is the most in franchise history by a player in his first two games in a Green Bay uniform, topping the previous high of RB Raymont Harris (158 yards in 1998).
- ▶ Jacobs' 235 rushing yards are the most by a Packer in the first two games of a season since RB Ahman Green rushed for 236 yards in 2002.
- ▶ Jacobs' 128 rushing yards in the first half of Week 2 were the most by a Packer in a first half since Green posted 133 yards vs. Detroit on Sept. 9, 2001.
- ▶ Per the Elias Sports Bureau, Jacobs is the **first player in team history** to have a 150-yard rushing game within his first two games in a Green Bay uniform.
- ▶ Jacobs played in his 75th career regular-season game in Week 2. He ranks **No. 4** for the most rushing yards by an active NFL player in their first 75 games:

Team	Most Rushing Yards/ First 75 NFL Games
1. Ezekiel Elliott, DAL/NE	6,726
2. Nick Chubb, CLE	6,341
3. Dalvin Cook, MIN/NYJ/BAL/DAL	6,033
4. Josh Jacobs, LV/GB	5,780
5. Derrick Henry, TEN/BAL	5,365

- ▶ Jacobs ranks among the league's best in a few categories this season:

Team	Rushing Yards (2024)
1. J.K. Dobbins, LAC	266
2. Jordan Mason, SF	247
3. Josh Jacobs, GB	235
4. Saquon Barkley, PHI	204
5. Rhamondre Stevenson, NE	201

Team	Rushing First Downs (2024)
1t. James Conner, ARI	13
1t. Alvin Kamara, NO	13
3t. Josh Jacobs, GB	12
3t. Jordan Mason, SF	12
5t. J.K. Dobbins, LAC	11
5t. Rhamondre Stevenson, NE	11

Team	Yards Per Rush (Min. 30 carries, 2024)
1. Alvin Kamara, NO	5.7
2. Bijan Robinson, ATL	5.2
3. Jordan Mason, SF	5.1
4. James Cook, BUF	5.0
5. Josh Jacobs, LV/GB	4.9

Team	Explosive Rushes (Gain 12-Plus Yards, 2024)
1t. Josh Jacobs, LV/GB	6
1t. J.K. Dobbins, LAC	6
1t. Rhamondre Stevenson, NE	6
4t. Jayden Daniels, WAS	5
4t. Bijan Robinson, ATL	5

- ▶ Jacobs also ranks **No. 6 in the NFL** this season with 4.38 yards after contact per rush (min. 15 carries, TruMedia).
- ▶ WR **Christian Watson** played in his 25th regular-season game in Week 2 and among Packer players, ranks **No. 4** for the most receiving TDs (13) in a player's first 25 games, trailing Don Hutson and Greg Jennings (14) and Billy Howton (19), per the Elias Sports Bureau.
- ▶ WR **Jayden Reed** is **one of only two players in the NFL** (Dolphins RB De'Von Achane) to register 140-plus receiving yards and 70-plus rushing yards this season and is only the second Packer to hit those marks in the first two games of a season, joining WR James Lofton (1982).
- ▶ Reed led the Packers with 138 yards on four receptions (34.5 avg.), including a 70-yard TD, and registered a 33-yard rushing TD in Week 1. He became the **fifth NFL player since 1970** to record a 70-plus-yard TD reception and a 30-plus-yard TD run in the same game:
 - Delvin Williams, SF 11/07/1976 vs WAS (80-yard TD rush, 85-yard TD reception)
 - Curtis Dickey, BAL 09/18/1983 at BUF (33-yard TD rush, 72-yard TD reception)
 - Herschel Walker, DAL 12/14/1986 vs PHI (84-yard TD rush, 84-yard TD reception)
 - Ezekiel Elliott, DAL 11/13/2016 at PIT (32-yard TD rush, 83-yard TD reception)
- ▶ Reed has nine total TDs (six receiving, three rushing) in his last 10 games.
- ▶ Reed is the first NFL wide receiver to post a TD run of 30-plus yards in back-to-back seasons (2023-24) since Eagles WR DeSean Jackson and Jets WR Brad Smith did so in 2009-10.
- ▶ In Week 2, QB **Malik Willis** threw his first NFL TD pass when he found WR Dontayvion Wicks for a 14-yard score in the first quarter.
- ▶ Willis completed 7 of 8 passes (87.5 pct.) for 94 yards and a TD for a 155.2 rating on third downs in Week 2. Among players with at least five pass attempts on third down, Willis' passer rating of 155.2 ranks **No. 2 in the NFL** this season (Arizona QB Kyler Murray, 158.3), according to TruMedia. QB Jordan Love ranks **No. 4 in the league** this season with a passer rating of 128.2.
- ▶ S **Xavier McKinney** became only the third player in team history to post an interception in both of his first two games in a Green Bay uniform, joining LB John Anderson (1978) and DB Doyle Nix (1955), who both had an INT in each of their first three games as Packers.
- ▶ McKinney became the **fifth Green Bay player** since the 1970 merger to record an interception in each of the first two games of the season (Mark Lee, 1986 / Anderson, 1978 / Ken Ellis, 1973 / Doug Hart, 1971).
- ▶ McKinney is **tied for the league lead** with two interceptions this season.
- ▶ CB **Jaire Alexander** is **tied for No. 5 in the NFL** with three passes defended this year.
- ▶ In Week 2, LB **Eric Wilson** posted his first interception in a Green Bay uniform and his first since Oct. 3, 2021, vs. Kansas City. Wilson added a forced fumble, his first as a Packer and his first since Sept. 13, 2020, vs. Green Bay.
- ▶ S **Evan Williams** recorded the first INT of his career on the final play of the win over the Colts, the first Packer to register an interception within his first two NFL games since S Jerron McMillian in 2012.
- ▶ P **Daniel Whelan** placed all three of his punts inside the 20-yard line, his second most in a game (four at Detroit on Nov. 23, 2023).

THE DOPE ON THIS WEEK'S OPPONENT:



Packers at Titans:

- All-time, regular season: 6-8
- All-time, at Tennessee (regular season): 3-3
- Streaks: Green Bay and Tennessee have split the last four games.
- Last meeting, regular season: Nov. 17, 2022, Lambeau Field, Titans won, 27-17

COACHES CAPSULES

Matt LaFleur: 57-28-0, .671; (3-4 postseason); 6th NFL season

Brian Callahan: 0-2-0, .000; (0-0 postseason); 1st NFL season

Head to Head: LaFleur 0-0 vs. Callahan

vs. Opponent: LaFleur 1-1 vs. Titans; Callahan 0-0 vs. Packers

MATT LaFLEUR...In his sixth season as the Packers' 15th head coach.

- Is in his 16th season in the NFL, having previously served as an offensive coordinator for two seasons (Los Angeles Rams, 2017; Tennessee Titans, 2018), a quarterbacks coach for six seasons (Washington Redskins, 2010-13; Atlanta Falcons, 2015-16), and an offensive assistant for two seasons (Houston Texans, 2008-09).
- In his first five seasons leading the Packers, authored one of the greatest starts to a head-coaching career in NFL history. Per the Elias Sports Bureau, his 56 wins are tied for the second most in league history by a head coach in his first five seasons in the NFL, trailing only George Seifert (62 in 1989-93).
- Became the first coach in NFL history to post 13-plus wins in three straight seasons and his 39 wins from 2019-21 passed Seifert (38) for the most wins by an NFL head coach in his first three seasons in the league (Elias). His 39 wins are also tied for the second most by a coach over any three-season span in league history, trailing only Andy Reid's 40 wins with the Kansas City Chiefs from 2020-22 and Mike Ditka's 40 wins with the Chicago Bears from 1985-87 (Elias).
- In his first season leading the Packers in 2019, became the first coach in club history to lead the team to the playoffs in his debut season. Also led the largest one-year win improvement in team history (plus-seven wins).

BRIAN CALLAHAN...In his first season as the Titans' 20th head coach.

- Enters his 15th season as an NFL coach, having previously served as an offensive coordinator for five seasons (Cincinnati Bengals, 2019-23), a QBs coach for four seasons (Denver Broncos, 2015; Detroit Lions, 2016-17; Oakland Raiders, 2018) and in various other offensive roles with the Broncos for five seasons (2010-14).
- During his five seasons as OC in Cincinnati, helped guide the Bengals to two AFC North titles, two AFC title games and an appearance in Super Bowl LVI against the Los Angeles Rams.
- In his final three seasons with the Bengals (2021-23), Cincinnati's offense ranked in the top 10 in the NFL in several categories, including No. 6 in scoring (24.9 ppg), No. 7 in passing (250.8 ypg), No. 7 in red-zone efficiency (61.5 pct), No. 10 in third-down percentage (41.0) and No. 6 in time of possession (31:00).

THE PACKERS-TITANS SERIES

- The series began in 1972 when the Packers defeated the then-Houston Oilers, 23-10, in the inaugural matchup.
- Green Bay won four of the first seven games played (1972-98) before Tennessee won three straight games from 2001-08. Since then, the teams have split the last four contests (2012-22).
- The winning team has scored at least 40 points in three of the last four matchups, with the Packers owning the largest margin of victory in the series when they defeated Tennessee, 55-7, in 2012 at Lambeau Field.

NOTABLE CONNECTIONS

Packers head coach Matt LaFleur was the offensive coordinator for the Titans in 2018...Packers QB Malik Willis was drafted in the third round (No. 86 overall) by the Titans in the 2022 NFL Draft and played for Tennessee from 2022-23...Packers K Brayden Narveson entered the league as an undrafted free agent with the Titans in May 2024...Packers T Andre Dillard played in 16 games with 10 starts for the Titans in 2023...Packers LS Matt Orzech was on the Titans' active roster for three games during the 2020 season...Packers defensive quality control coach Anthony Perkins spent time with the Titans as part of the Bill Walsh Diversity Coaching Fellowship in 2015...Packers passing game coordinator (defense) Derrick Ansley coached at the University of Tennessee in 2012 (DBs) and 2019-20 (defensive coordinator/DBs)...Packers strength and conditioning coordinator Aaron Hill was an assistant strength and conditioning coach at Vanderbilt from 2015-18...Packers assistant QBs coach Connor Lewis attended Vanderbilt University (2010-14), working as a football office assistant for the Commodores (2012-14) and ticket services for the Titans as an undergrad...Titans T JC Graham grew up in Oak Creek, Wis., and attended Catholic Memorial High School in Waukesha, Wis., for his first two years of high school...Titans president of football operations Chad Brinker spent 13 years (2010-22) in the Packers' player personnel department prior to joining Tennessee...Titans executive VP/general manager Ran Carthon was on the Packers' practice squad for the final two games of the 2005 season...Titans S Mike Brown spent time on the Packers' practice squad during the 2022 season...Titans TE coach Justin Outten coached TEs for Green Bay from 2019-21...Outten was an offensive intern for the Falcons when LaFleur was the QBs coach for Atlanta...Titans assistant special teams coach Anthony Levine Sr. entered the league as an undrafted free agent with the Packers in 2010 and spent time on Green Bay's practice squad in 2010-11...Titans director of sports performance Zac Woodfin entered the NFL as an undrafted free agent with Green Bay in 2005 and served as an assistant strength and conditioning coach for the Packers from 2011-13...Titans assistant strength and conditioning coach Mark Lovett held the same position for the Packers from 1999-09 and 2019-23 and served as the strength and conditioning coordinator for Green Bay from 2010-18...Titans assistant strength and conditioning coach Grant Thorne held the same position for the Packers from 2015-23 and served as a strength and conditioning consultant from 2013-14...Titans OL Peter Skoronski's grandfather, Bob Skoronski, played 11 seasons (1959, 1959-68) for Green Bay and was inducted into the Packers Hall of Fame in 1976...Titans assistant OL Scott Fuchs coached the defensive line at the University of Wisconsin-Eau Claire in 1999...Titans OL coach Bill Callahan coached the offensive line at the University of Wisconsin from 1990-94...LaFleur coached Titans assistant TEs coach Luke Stocker, who played tight end for Tennessee in 2018...Stocker played with Packers offensive assistant Sean Mannion in Minnesota (2021)...Stocker was also a teammate of Packers coaching assistant Myles White in Tampa Bay when Packers defensive coordinator Jeff Halley and Packers assistant special teams coach Byron Storer were on the coaching staff for the Buccaneers...LaFleur and Titans LBs coach Frank Bush coached together in Houston in 2008-09...LaFleur also coached with Titans secondary/safeties coach Steve Jackson in Washington in 2010-11...Titans head coach Brian Callahan, Titans special teams coordinator Colt Anderson and Packers strength and conditioning assistant Todd Hunt were on the Bengals' coaching staff together...Bill Callahan, Titans outside LBs coach Ben Bloom and assistant head coach/special teams coordinator Rich Bisaccia coached together for the Cowboys while special teams quality control coach Kyle Wilber was a player for Dallas...Bisaccia, Ansley and Storer coached with Brian Callahan and offensive coordinator Nick Holz for the Raiders while Wilber played for the team...Titans QBs coach Bo Hardegrave, Titans defensive coordinator Dennard Wilson, Bush, Jackson (only 2019) and Packers TE coach John Dunn coached together for the N.Y. Jets in 2019-20...Packers passing game coordinator Jason Vrable also coached with Wilson for the N.Y. Jets in 2017-18...Packers QBs coach Tom Clements was the offensive coordinator for Buffalo in 2004-05 when Titans WRs coach Tyke Tolbert coached WRs for the Bills...Packers LBs/rushing game coordinator Anthony Campanile and Titans defensive assistant Steve Donatell were on the Dolphins' staff together in 2023.

LAST MEETING, REGULAR SEASON

- Nov. 17, 2022, Lambeau Field, Titans won, 27-17
- Packers QB Aaron Rodgers completed 24 of 39 passes for 227 yards and two TDs.
- Packers WR Christian Watson caught both of Rodgers' TDs, becoming the first Packers rookie since Max McGee in 1954 to have multiple TD catches in consecutive games.
- Titans QB Ryan Tannehill connected on 22 of 27 passes for 333 yards and two TDs with one INT.
- Titans RB Derrick Henry rushed for 87 yards and a TD on 28 carries (3.1 avg.) and also completed two passes for 4 yards and a TD to TE Austin Hooper.

A LOOK AT THE SCHEDULE

The Green Bay Packers' 2024 NFL schedule will feature 17 regular-season games and three preseason games. It is highlighted by five prime-time contests (subject to flexible scheduling) on the original schedule for the 11th straight year (2014-24). Of the 14 opponents on the schedule, 11 of those teams finished with a record of .500-plus last season, tied for the third most in the NFL behind the 12 that Cleveland and Baltimore face. The Packers have seven games against 2023 playoff teams.

▶ With the three-game preseason schedule implemented in 2021, the Packers will alternate between hosting one and two preseason games each year. This year, the Packers will start with two road games, first at the Cleveland Browns and then at the Denver Broncos. The Baltimore Ravens will come to Lambeau Field to close out the preseason. The matchup with the Ravens is designated as the Packers Give Back Game, with a benefiting charity to be highlighted through the game and surrounding activities.

▶ This year will be the first time that nine regular-season games will be played at Lambeau Field. As previously announced, the Gold package will receive the ninth regular-season game this year, the first year the ninth game will be hosted at Lambeau Field. Green package season ticket holders will receive their typical allotment of regular-season games (six) and will also receive this year's preseason contest. The next time Lambeau Field hosts the ninth regular-season game, the Green package will receive that game and the Gold package will receive the preseason contest.

▶ The Packers opened the season in São Paulo, Brazil, marking the sixth straight year and the 10th time in the last 12 seasons that Green Bay has started the season as the road team. Green Bay is the only team in the NFL to open the season as the road team each of the last six years (2019-24).

▶ Week 2 saw Green Bay facing the Indianapolis Colts in the home opener, marking the first time the Packers faced an AFC team in the home opener since 2014 against the New York Jets.

▶ Green Bay goes back on the road in Week 3 as it travels to Nashville to take on the Tennessee Titans. It is the earliest visit to Nashville to play the Titans and the second-earliest visit against the franchise (Week 1 at Houston Oilers in 1983).

▶ The first NFC North opponent the Packers face will be the Minnesota Vikings at home in Week 4. Green Bay has won two of the last three and three of the last five home games against the Vikings.

▶ Green Bay faces a pair of NFC West teams in Weeks 5-6. First, the Packers go to Los Angeles to play the Rams, who Green Bay has won eight of the last nine regular season matchups against, before welcoming the Arizona Cardinals to Lambeau Field. Dating back to 1955, Green Bay is 8-1 against the Cardinals at home.

▶ Green Bay will take on a couple AFC teams after that with a home game against the Houston Texans in Week 7 and a road trip to take on the Jacksonville Jaguars in Week 8. The Packers hold a 4-1 lead in the Texans series, including wins in the last three contests and are 5-2 against the Jaguars, including wins in each of the last three matchups.

▶ A home game against the Detroit Lions in Week 9 will precede the bye week, which comes in Week 10 for the first time since 2012. It marks the fourth time in six seasons under Head Coach Matt LaFleur that the Packers' bye has been Week 10 or later.

▶ The Packers stay in the division for a matchup at the Chicago Bears in Week 11. Including a 2010 playoff victory at Chicago, Green Bay has won 25 of the last 30 meetings between the rivals at Soldier Field, including 13 of the last 14.

▶ Week 12 will see Green Bay welcome the San Francisco 49ers to Lambeau Field. The Packers have won seven of the last eight regular-season home games against the 49ers.

▶ Week 13 will be a short week for the Packers as they will play at home against the Miami Dolphins on Thanksgiving night. It is the second straight year that Green Bay has played on Thanksgiving but only the second time at home on the holiday since 1923 (Chicago, 2015). It starts a run of four consecutive prime-time games, which would be the first time the Packers have played four straight prime-time games in a single season since the merger (Elias Sports Bureau).

▶ The Packers start December on Thursday night in Week 14 at Detroit, where Green Bay has won three of the last five contests.

▶ The Packers go west in Week 15 to face the Seattle Seahawks on a Sunday night. Green Bay has not played at Seattle since 2018 and the Packers last won in Seattle in 2008.

▶ For the 32nd straight season (1993-2024), Green Bay will play on *Monday Night Football* as it hosts the New Orleans Saints in Week 16.

▶ For the fourth straight season and the fifth time in the last six years, the Packers will finish the regular season with back-to-back NFC North contests. For the second consecutive season, they will travel a state over to take on the Vikings in Week 17 and then return home to face the Bears in the season finale on a date and time to be determined.

A CLOSER LOOK AT THE 2024 OPPONENTS:

Home Games	'23 Record	Last Overall Meeting/Result	Last Lambeau Field Meeting/Result
Colts	9-8	11/22/20, L, 34-31 (OT)	11/6/16, L, 31-26
Vikings	7-10	12/31/23, W, 33-10	10/29/23, L, 24-10
Cardinals	4-13	10/5/20, W, 30-16	10/5/20, W, 30-16
Texans	10-7	10/25/20, W, 35-20	12/4/16, W, 21-13
Lions	12-5	11/23/23, W, 29-22	9/28/23, L, 34-20
49ers	12-5	^1/20/24, L, 24-21	^1/22/22, L, 13-10
Dolphins	11-6	12/25/22, W, 26-20	11/11/18, W, 31-12
Saints	9-8	9/24/23, W, 18-17	9/24/23, W, 18-17
Bears	7-10	1/7/24, W, 17-9	1/7/24, W, 17-9
Totals	81-72	(.529)	

Road Games	'23 Record	Last Overall Meeting/Result	Last Meeting at Site/Result
Eagles	11-6	11/27/22, L, 40-33	11/27/22, L, 40-33
Titans	6-11	11/17/22, L, 27-17	11/13/16, L, 47-25
Rams	10-7	11/5/23, W, 20-3	10/28/18, L, 29-27
Jaguars	9-8	11/15/20, W, 24-20	9/11/16, W, 27-23
Bears	7-10	1/7/24, W, 17-9	9/10/23, W, 38-20
Lions	12-5	11/23/23, W, 29-22	11/23/23, W, 29-22
Seahawks	9-8	11/14/21, W, 17-0	11/15/18, L, 27-24
Vikings	7-10	12/31/23, W, 33-10	12/31/23, W, 33-10
Totals	71-65	(.522)	
Overall	152-137	(.526)	

+ – NFC Wild Card Playoff

^ – NFC Divisional Playoff

* – NFC Championship

CONSECUTIVE-SELLOUT STREAK

Due to health-and-safety concerns, the Packers made the decision to first not have fans at home games and then to sell a limited number tickets to a few home games in 2020 due to the pandemic, which put a pause to the franchise's sellout streak. The Packers were happy to welcome back full crowds for the 2021 season and after Week 2 against the Indianapolis Colts this season, the sellout streak moved to 374 regular-season games at Lambeau Field (not including replacement games).

- ▶ The league's longest-tenured stadium, Lambeau Field is hosting its 66th season of football in 2022. For the victory over Seattle in the Divisional round of the 2019 playoffs, 78,998 Packers fans filled Lambeau Field for the second-highest paid attendance in stadium history (79,704 in the Divisional round of the 2014 playoffs versus Dallas).
- ▶ Across American professional sports, only Boston's Fenway Park (1912) and Chicago's Wrigley Field (1914) have longer tenures.
- ▶ Including the postseason, Green Bay is 277-137-6 (.667) at Lambeau Field (1957-2024).
- ▶ Under Head Coach **Matt LaFleur**, the Packers are 35-11 at home (including the postseason), a .761 winning percentage that ranks **No. 1 in the NFL** since 2019 (Kansas City ranks No. 2, 41-13, .759).

PACKERS DIGITAL AND SOCIAL MEDIA

Media and fans can visit www.packers.com and follow the Packers on social media for the most up-to-date information throughout the season.

- ▶ On-demand video clips of all general manager, head coach, coordinator and player interviews will be available on the website.
- ▶ Video conferences will be live streamed on packers.com, the Packers' mobile app, CTV app (Apple TV, Roku, Amazon Fire TV), Facebook, X/Twitter, and YouTube.
- ▶ Daily written stories covering practice and interviews with Head Coach Matt LaFleur, assistant coaches and players will be available on the website.
- ▶ Fun 'off-the field' videos will be shared to give fans a closer look at this year's team.
- ▶ Follow the Packers on social media on Instagram, TikTok, Facebook, X, Snapchat, and YouTube.

REPLAY CHALLENGES - REGULAR SEASON

Packers

Season	Challenge Used	Challenge Overturned
2024	1	0
2023	7	2
2022	6	4
2021	7	3
2020	3	2
2019	8	4
2018	3	1
2017	3	2
2016	5	3
2015	5	4
2014	3	0
2013	5	2
2012	8	5
2011	9	5
2010	6	3
2009	14	5
2008	7	4
2007	11	5
2006	4	2
2005	7	1

Opponent

Season	Challenge Used	Challenge Overturned
2024	0	0
2023	6	3
2022	4	3
2021	5	3
2020	7	5
2019	9	3
2018	4	4
2017	8	6
2016	4	2
2015	4	1
2014	5	3
2013	5	4
2012	4	2
2011	7	3
2010	11	3
2009	8	2
2008	8	1
2007	5	0
2006	11	4
2005	6	0

PRONUNCIATION GUIDE

PLAYERS

Jaire Alexander	ji-air
Corey Ballentine	BAL-en-tine
Romeo Doubs	DOBBS
Kingsley Enagbare	ee-nag-BAR-ee
Elgton Jenkins	EL-ton
Keisean Nixon	KEY-shawn
Kitan Oladapo	.kuh-TAWN oh-luh-DAPP-oh
Matt Orzech	.OR-zick
Robert Rochell	roh-SHELL
Lecitus Smith	luh-SEET-us
Carrington Valentine	CAIR-ing-ton
Daniel Whelan	WEE-lan
Dontayvion Wicks	don-TAY-vee-in

COACHES/FRONT OFFICE

Rich Bisaccia	bis-SOTCH-ee-uh
Anthony Campanile	camp-uh-nell-ee
Tom Clements	KLEMM-ints
Wendel Davis	WEN-del
Ryan Downard	DOWN-erd
Sean Duggan	DUG-an
Rob Grosso	GROW-so
Brian Gutekunst	GOO-tuh-kunst
Matt LaFleur	la-flew-er
Ryan Mahaffey	muh-HAFF-ee
Vince Oghobaase	oh-guh-BAH-see
Jason Rebrovich	reb-row-vitch
Adam Stenavich	STEN-uh-vitch

BRIAN GUTEKUNST INTERVIEWS

- ▶ One-on-one interviews with Gutekunst should be arranged through Jason Wahlers (wahlersj@packers.com).

MATT LaFLEUR PRESS CONFERENCES

- ▶ During the regular season, LaFleur generally will be available in-person to media in the media auditorium on Monday, Wednesday, Thursday, Friday and after games.
- ▶ One-on-one interviews with LaFleur should be arranged through Jason Wahlers (wahlersj@packers.com).

PLAYER INTERVIEWS

- ▶ During the regular season, players on the active roster will be available in-person to media in the locker room generally on Monday, Wednesday, Thursday, Friday and following games.
- ▶ All interviews with players on the practice squad or injured reserve need to be requested and approved through the communications department.
- ▶ At the conclusion of all games, players will be made available following the NFL's standard "cooling-off" period.
- ▶ Any requests to interview players other than on the aforementioned days should be directed to a member of the Packers' communications department.

ASSISTANT COACH AVAILABILITY

- ▶ Coordinators – Adam Stenavich (offense), Jeff Hafley (defense) and Rich Bisaccia (special teams) – will continue to serve as primary spokesmen in their respective areas.
- ▶ During the regular season, coordinators will be available in-person to a limited number of media in the media auditorium once a week. Offensive and defensive position coaches generally will be available in-person. Specific availability will be included in our weekly advisory.
- ▶ Following games, LaFleur will be the only coach available to the media.
- ▶ Position coaches are available for questions on specific players and their position group only. Broader interview topics need to be directed to the respective coordinators.
- ▶ No assistant coach should be contacted directly by telephone (at his desk, home or on his cell phone), or by email. All interviews must be arranged through the communications department.
- ▶ Sarah Quick (quicks@packers.com) serves as the primary contact for assistant coaches. In her absence, feel free to contact another member of the communications staff.

PRACTICE ACCESS, PHOTOGRAPHY AND SOCIAL-MEDIA GUIDELINES

- ▶ During the regular season, practices will be open to local media who regularly cover the team for designated periods during the beginning of each session. Also as in prior years, photo/video opportunities will be limited to the beginning portions of practice.
- ▶ The team reserves the right to limit photography/video to certain periods for competitive reasons. This restriction applies to both training-camp and regular-season practices.
- ▶ During practice periods in which B-roll and still photography are NOT permitted, the media may not utilize camera phones, either. The communications staff will alert the media of the permissible "shooting" periods before and during each practice.
- ▶ Video of practice or press conferences by an individual or media outlet can be posted on social-media sites in compliance with the NFL online-content policy.
- ▶ No live-streaming or live broadcast of practice or press conferences or open locker room is permitted by an individual or media outlet at any time on any platform.
- ▶ NO entries about specific schemes, personnel groupings or anything that might be related in any way to game planning. If you have ANY questions about this, please ask a member of the Packers' communications staff before posting.
- ▶ NO entries regarding "football communications," including specific exchanges between coaches and players that might be overheard. Acknowledgement that the conversation occurred is acceptable, but we ask that the details of the conversation be withheld.
- ▶ NO detailed speculation as to the potential nature or severity of an injury. Once again, acknowledging that an injury occurred and providing general details (i.e., "right leg ..." or "left wrist ...") is permitted, but anything beyond that would be purely speculative and possibly inaccurate.
- ▶ Media are NOT permitted to photograph or shoot b-roll of injured players rehabbing on the practice field.
- ▶ Photographers (video and still) are asked to avoid filming, photographing, printing and/or airing any shots of any injury situation, while the injury occurs, while trainers attend to/treat the injured player, and while the player is leaving the field, either on his own or with aid. This includes minor injuries.
- ▶ Tripods are not allowed to be used while filming from the sideline.

NFL ONLINE-CONTENT POLICY

- ▶ Accredited Organizations may supplement its traditional media distribution platform (e.g., newspaper, television, radio) with other new media distribution platforms that it controls (e.g., websites, official social

media accounts, applications, podcasts), provided that, with respect to such new media distribution platforms: (i) any use of film or video or digital still images is limited to a reasonable amount or number (as applicable), and used only to illustrate or support news and editorial coverage of the Game or Event (as opposed to use in connection with or on commercial products (e.g., apparel, posters, commemorative programs, or other types of souvenir or other merchandise, or sponsored content) purposes; (ii) any use of film or video or digital still images is not used to create Simulated Video of game action; (iii) no video of game action is used (except that, if the Accredited Organization is a television broadcaster, Game or Event highlights may be shown as part of a single, non-archived, online "simulcast" of any regularly scheduled television news programming the Accredited Organization may broadcast, provided it adheres to the limits on such broadcasts set forth below); and (iv) use of non-game audio and video content obtained as a result of credentialed card access (e.g., press conferences, training camp, practice and/or interviews at NFL venues or events): (1) must be limited to 90 seconds maximum per day (180 seconds maximum -- 90 seconds per Member Club -- in two-Member Club markets), (2) may not be posted or streamed "live" or in real time in any form or medium and may not be archived (i.e., made available for on-demand public access for more than 24 hours after posting, etc.), (3) may appear only in an editorial context (i.e., no sponsorship, merchandising or advertising integrated with or around the content, including digital advertising, etc.), and (4) must be accompanied by links back to NFL.com and to the applicable Member Club's web site.

INJURY INFORMATION

- ▶ All injury information will be issued by Head Coach Matt LaFleur. Please do not address injury questions to another coach or staff member.

CELL PHONES

- ▶ The team does not tolerate cell-phone distractions at practice. Please set all phones to off or vibrate. Phone conversations are strongly discouraged, but if necessary, should be conducted well away from the field.

POOL REPORTER

- ▶ As assigned by the Professional Football Writers of America (PFWA), the Green Bay pool reporter for this season is Rob Demovsky of ESPN.com.

MISCELLANEOUS

- ▶ All items brought to practice (cameras, bags, tripods, equipment, etc.) should be stored against the wall,

away from the field, for safety reasons.

- ▶ Food is not allowed during practice.
- ▶ Any equipment not stored should be held at all times; when avoiding oncoming action, it is important that anything in your possession moves as you move.
- ▶ No players or coaches may be actively engaged in conversation or interviewed while practice is in progress.

CREDENTIALS

- ▶ All credential requests may be requested through Sarah Quick, assistant director of communications, via email: quicks@packers.com. All media must now register in Accredited. Credentials will not be mailed. Credentials can be picked up on gameday at Media Will Call on the south side of the stadium near the Invisalign Gate. Media Will Call opens four hours prior to kickoff.

PHOTO CREDENTIALS

- ▶ Photo credentials will not be issued to freelance photographers unless on a specific assignment from an accredited organization. Credentials are not provided to "grips" due to space limitations.

STADIUM ACCESS

- ▶ Please enter through the loading dock/security entrance with your 2024 non-gameday credential. Those with a simplex card can enter through the media workroom entrance. Please email Sarah Quick (quicks@packers.com) if a day pass is needed.

GAME-CREDENTIAL DEADLINES

- ▶ Following are credential application deadlines for the Packers' regular-season games. All written requests should be directed to Sarah Quick via email at quicks@packers.com.
- ▶ at Tennessee Titans – Monday, Sept. 16 by 10 a.m.
- ▶ vs. Minnesota Vikings – Wednesday, Sept. 25 by noon
- ▶ at Los Angeles Rams – Monday, Sept. 30 by 10 a.m.
- ▶ vs. Arizona Cardinals – Wednesday, Oct. 9 by 12 noon
- ▶ vs. Houston Texans – Wednesday, Oct. 16 by 12 noon
- ▶ at Jacksonville Jaguars – Monday, Oct. 21 by 10 a.m.
- ▶ vs. Detroit Lions – Wednesday, Oct. 30 by 12 noon
- ▶ at Chicago Bears – Monday, Nov. 11 by 10 a.m.
- ▶ vs. San Francisco 49ers – Wednesday, Nov. 20 by noon
- ▶ vs. Miami Dolphins – Monday, Nov. 25 by 10 a.m.
- ▶ at Detroit Lions – Thursday, Nov. 28 by noon
- ▶ at Seattle Seahawks – Monday, Dec. 9 by 10 a.m.
- ▶ vs. New Orleans Saints – Wednesday, Dec. 18 by noon
- ▶ at Minnesota Vikings – Monday, Dec. 23 at 10 a.m.
- ▶ vs. Chicago Bears – Tuesday, Dec. 31 by 12 noon

ROSTER/ALPHABETICAL

NO.	NAME	POS	HT	WT	DOB	EXP	COLLEGE	HOMETOWN	HOW ACC
23	Alexander, Jaire	CB	5-10	196	2/9/1997	7	Louisville	Mint Hill, N.C.	D1-18
39	Anderson, Zayne	S	6-2	206	1/3/1997	2	Brigham Young	Stansbury Park, Utah	W-23 (Buf.)
26	Ballentine, Corey	CB	5-11	196	4/13/1996	6	Washington	Tecumseh, Kan.	FA-22
94	Brooks, Karl	DL	6-3	296	5/8/2000	2	Bowling Green	Lansing, Mich.	D6a-23
20	Bullard, Javon	S	5-10	198	9/5/2002	R	Georgia	Milledgeville, Ga.	D2b-24
97	Clark, Kenny	DL	6-3	314	10/4/1995	9	UCLA	Rialto, Calif.	D1-16
56	Cooper, Edgerrin	LB	6-2	229	11/17/2001	R	Texas A&M	Covington, La.	D2a-24
57	Cox Jr., Brenton	DL	6-4	250	1/30/2000	2	Florida	Stockbridge, Ga.	FA-23
73	Dillard, Andre	T	6-5	315	10/3/1985	6	Washington State	Woodinville, Wash.	FA-24
87	Doubs, Romeo	WR	6-2	204	4/13/2000	3	Nevada	Los Angeles, Calif.	D4a-22
55	Enagbare, Kingsley	DL	6-4	258	1/18/2000	3	South Carolina	Atlanta, Ga.	D5-22
52	Gary, Rashan	DL	6-5	277	12/3/1987	6	Michigan	Paramus, N.J.	D1a-19
79	Glover, Travis	DL	6-6	317	8/17/2000	R	Georgia State	Vienna, Ga.	D6-24
18	Heath, Malik	WR	6-2	213	3/31/2000	2	Mississippi	Jackson, Miss.	FA-23
59	Hopper, Ty Ron	LB	6-2	228	4/26/2001	R	Missouri	Roswell, Ga.	D3b-24
8	Jacobs, Josh	RB	5-10	223	2/11/1998	6	Alabama	Tulsa, Okla.	UFA (LV)-24
74	Jenkins, Elton	G/T	6-5	311	12/26/1995	6	Mississippi State	Clarksdale, Miss.	D2-19
85	Kraft, Tucker	TE	6-5	259	11/3/2000	2	South Dakota State	Timber Lake, S.D.	D5-23
32	Lloyd, MarShawn	RB	5-9	220	1/5/2001	R	Southern California	Hyattsville, Md.	D3a-24
10	Love, Jordan	QB	6-4	219	11/2/1998	5	Utah State	Bakersfield, Calif.	D1-20
58	McDuffie, Isaiah	LB	6-1	227	7/21/1999	4	Boston College	Buffalo, N.Y.	D6b-21
29	McKinney, Xavier	S	6-0	201	8/9/1999	5	Alabama	Roswell, Ga.	UFA (NB)-24
60	Melton, Bo	WR	5-11	189	5/18/1999	1	Rutgers	Egg Harbor City, N.J.	FA-22 (PS-Sea)
82	Monk, Jacob	C/G	6-3	308	6/4/2001	R	Duke	Wendell, N.C.	D5a-24
77	Morgan, Jordan	T/G	6-5	311	8/4/2001	R	Arizona	Tucson, Ariz.	D1-24
53	Mosby, Arron	DL	6-3	250	4/13/1999	2	Fresno State	Sanger, Calif.	W-23 (Car.)
88	Musgrave, Luke	TE	6-6	253	9/2/2000	2	Oregon State	Bend, Ore.	D2a-23
71	Myers, Josh	C/G	6-5	310	7/16/1998	4	Ohio State	Miamisburg, Ohio	D2-21
44	Narveson, Brayden	K	5-11	209	9/28/1999	R	North Carolina State	Scottsdale, Ariz.	W-24 (Ten.)
25	Nixon, Keisean	S	6-2	216	10/12/2000	R	South Carolina	Los Angeles, Calif.	FA-22
27	Diadapo, Kitan	S	6-2	216	10/12/2000	R	Oregon State	Portland, Ore.	D5b-24
42	Orzech, Matt	LS	6-3	245	4/12/1985	5	Azusa Pacific	Menifee, Calif.	UFA (LAR)-23
11	Reed, Jayden	WR	5-11	187	4/28/2000	2	Michigan State	Naperville, Ill.	D2b-23
75	Rhyan, Sean	G	6-5	321	9/15/2000	3	UCLA	San Juan Capistrano, Calif.	D3-22
89	Sims, Ben	TE	6-5	250	5/6/2000	2	Baylor	San Antonio, Texas	W-23 (Min.)
93	Staton, T.J.	DL	6-4	330	10/3/1997	4	Florida	Plantation, Fla.	D5a-21
91	Smith, Preston	DL	6-5	265	11/17/1992	10	Mississippi State	Stone Mountain, Ga.	UFA (Was.)-19
21	Stokes, Eric	CB	6-1	194	3/11/1999	4	Georgia	Covington, Ga.	D1-21
76	Telford, Kadeem	T	6-7	322	11/10/1998	1	UAB	Miami, Fla.	FA-23
50	Tom, Zach	OL	6-4	304	3/26/1999	3	Wake Forest	Baton Rouge, La.	D4b-22
24	Valentine, Carrington	CB	6-0	189	9/9/2001	2	Kentucky	Cincinnati, Ohio	D7a-23
90	Van Ness, Lukas	DL	6-5	272	7/6/2001	2	Iowa	Barrington, Ill.	D1-23
7	Walker, Quay	LB	6-4	241	2/13/2000	3	Georgia	Cordele, Ga.	D1a-22
63	Walker, Rasheed	T	6-6	324	5/13/2000	3	Penn State	Waldorf, Md.	D7c-22
9	Watson, Christian	WR	6-4	208	5/12/1999	3	North Dakota State	Tampa, Fla.	D2-22
19	Whelan, Daniel	P	6-5	216	2/10/1989	2	UC Davis	Rancho Mirage, Calif.	FA-23
13	Wicks, Dontayvion	WR	6-1	206	6/16/2001	2	Virginia	Plaqueemine, La.	D5b-23
33	Williams, Evan	S	5-11	200	7/28/2001	R	Oregon	Mountain View, Calif.	D4-24
2	Willis, Malik	QB	6-1	225	5/25/1999	3	Liberty	Roswell, Ga.	T-24 (Ten.)
31	Wilson, Emanuel	RB	5-10	226	5/8/1999	2	Fort Valley State	Huntsville, N.C.	FA-23
45	Wilson, Eric	LB	6-1	230	9/26/1994	8	Cincinnati	Redford, Mich.	FA-22 (PS-NIO)
96	Wooden, Colby	DL	6-4	273	12/21/2000	2	Auburn	Lawrenceville, Ga.	D4-23
95	Wyatt, Devonte	DL	6-3	304	3/31/1998	3	Georgia	Decatur, Ga.	D1b-22

Injured Reserve (4)

40	Davis, LJ	CB	6-1	203	12/30/1998	1	Northern Arizona	Cerritos, Calif.	FA-24
84	Davis, Tyler	TE	6-4	252	4/2/1997	5	Georgia Tech	Baltimore, N.Y.	FA-21 (PS-Ind.)
28	Dillon, AJ	RB	6-0	247	5/2/1998	5	Boston College	Groton, Mass.	D2-D0
44	Goforth, Ralen	LB	6-1	227	11/2/2000	R	Washington	Bellflower, Calif.	FA-24

Injured Reserve - Designated For Return (1)

99	Ford, Jonathan	DL	6-5	338	9/29/1998	2	Miami (Fla.)	Fort Lauderdale, Fla.	D7b-22
----	----------------	----	-----	-----	-----------	---	--------------	-----------------------	--------

Practice Squad (17)

49	Alexandre, Deslin	DL	6-3	264	6/11/1998	1	Pittsburgh	Deerfield Beach, Fla.	FA-24
47	Beck, Andrew	FB	6-3	252	5/15/1996	6	Texas	Tampa, Fla.	FA-24
30	Brooks, Chris	RB	6-1	219	1/11/2000	2	Brigham Young	Oceanside, Calif.	FA-24
40	Brown, Omar	S	6-1	205	10/12/2000	R	Nebraska	Minneapolis, Minn.	FA-24
6	Clifford, Sean	QB	6-2	218	7/14/1998	2	Penn State	Cincinnati, Ohio	D5a-23
65	Ester, James	DL	6-3	289	8/30/2001	R	Northern Illinois	Detroit, Mich.	FA-24
36	Hadden, Kamal	CB	6-1	192	1/17/2001	R	Tennessee	River Rouge, Mich.	FA-24
16	Hale, Alex	K	6-1	203	3/7/1998	R	Oklahoma State	East Gosford, Australia	FA-24
81	Hicks, Julian	WR	6-2	201	9/29/1999	R	Albany	Mayfield, Ohio	FA-24
67	Jennings, Donovan	G/T	6-4	323	11/24/1999	R	South Florida	Tampa, Fla.	FA-24
34	King, Kalen	CB	5-11	190	1/28/2003	R	Penn State	Detroit, Mich.	D7b-24
86	Lumpkin, Johnny	TE	6-5	264	9/3/1997	1	Louisiana	Atlanta, Ga.	FA-24
82	Luther, TJ	WR	5-11	189	5/13/2000	1	Gardner-Webb	Port Charlotte, Fla.	FA-24
38	Merrifweather, Ellis	RB	6-1	220	4/7/1999	1	Massachusetts	Alpharetta, Ga.	FA-23
22	Rochell, Robert	CB	6-0	193	4/26/1998	4	Central Arkansas	Shreveport, La.	FA-23 (PS-Car.)
46	Russell, Chris	LB	6-1	235	7/26/2001	R	Texas A&M	Dyersburg, Tenn.	FA-24
61	Smith, Lecitus	G/C	6-3	314	7/13/1998	2	Virginia Tech	Fitzgerald, Ga.	FA-24

ROSTER/NUMERICAL

NO.	NAME	POS	HT	WT	DOB	EXP	COLLEGE	HOMETOWN	HOW ACC
2	Malik Willis	QB	6-1	225	5/25/1999	3	Liberty	Roswell, Ga.	T-24 (Ten.)
7	Quay Walker	LB	6-4	241	5/8/2000	3	Georgia	Cordale, Ga.	D1a-22
8	Chris Jacobs	RB	5-10	223	2/11/1998	6	Alabama	Tulsa, Okla.	UFA (LV)-24
9	Christian Watson	WR	6-4	208	5/12/1999	3	North Dakota State	Tampa, Fla.	D2-22
10	Jordan Love	QB	6-4	219	11/2/1998	5	Utah State	Bakersfield, Calif.	D1-20
11	Jayden Reed	WR	5-11	187	4/28/2000	2	Michigan State	Naperville, Ill.	D2-23
13	Dontayvon Wicks	WR	6-1	206	6/16/2001	2	Virginia	Plaquemine, La.	D5b-23
18	Malik Heath	WR	6-2	213	3/31/2000	2	Mississippi	Jackson, Miss.	FA-23
19	Daniel Whelan	F	6-5	216	2/10/1999	2	UC Davis	Rancho Mirage, Calif.	FA-23
20	Javon Bullard	S	5-10	198	9/5/2002	R	Georgia	Milledgeville, Ga.	D2b-24
21	Eric Stokes	CB	6-1	194	3/1/1999	4	Georgia	Covington, Ga.	D1-21
23	Jaire Alexander	CB	5-10	196	2/9/1997	7	Louisville	Mill Hill, N.C.	D1-18
24	Carrington Valentine	CB	6-0	189	9/9/2001	2	Kentucky	Cincinnati, Ohio	D7a-23
25	Keisean Nixon	CB	5-10	200	6/22/1997	6	South Carolina	Los Angeles, Calif.	FA-22
26	Corey Ballentine	CB	5-11	196	4/13/1996	6	Washington	Tecumseh, Kan.	FA-22
27	Kitan Oladapo	S	6-2	216	10/10/2000	R	Oregon State	Portland, Ore.	D5b-24
29	Xavier McKinney	S	6-0	201	8/9/1999	5	Alabama	Roswell, Ga.	UFA (NFG)-24
31	Emanuel Wilson	RB	5-10	226	5/8/1999	2	Fort Valley State	Huntersville, N.C.	FA-23
32	MarShawn Lloyd	WR	5-9	220	1/5/2001	R	Southern California	Hyattsville, Md.	D3a-24
33	Evan Williams	S	5-11	200	7/28/2001	R	Oregon	Mountain View, Calif.	D4-24
39	Zayne Anderson	S	6-2	206	1/3/1997	2	Brigham Young	Stansbury Park, Utah	W-23 (Buf.)
42	Matt Orzech	LS	6-3	245	4/12/1995	5	Azusa Pacific	Menifee, Calif.	UFA (LAR)-23
44	Brayden Narveson	K	5-11	209	9/28/1999	8	North Carolina State	Scottsdale, Ariz.	W-24 (Ten.)
45	Eric Wilson	LB	6-1	230	9/26/1994	8	Cincinnati	Redford, Mich.	FA-22 (PS-No.)
50	Zach Tom	DL	6-4	304	3/26/1999	3	Wake Forest	Baton Rouge, La.	D4b-22
52	Rashan Gary	DL	6-5	277	12/3/1997	6	Michigan	Paramus, N.J.	D1a-19
53	Arron Mosby	DL	6-3	250	4/13/1999	2	Fresno State	Sanger, Calif.	W-23 (Car.)
55	Kingsley Enagbare	DL	6-4	258	1/18/2000	3	South Carolina	Atlanta, Ga.	D5-22
56	Edergerrin Cooper	DL	6-2	229	11/17/2001	R	Texas A&M	Covington, La.	D2a-24
57	Brenton Cox Jr.	DL	6-4	250	1/30/2000	4	Florida	Stockbridge, Ga.	FA-23
58	Isiah McDuffie	LB	6-1	227	7/21/1999	4	Boston College	Buffalo, N.Y.	D3b-21
59	Ty Ron Hopper	LB	6-2	228	4/26/2001	R	Missouri	Roswell, Ga.	D6a-24
62	Jacob Monk	C/G	6-3	308	6/4/2001	R	Duke	Wendell, N.C.	D5a-24
63	Rashed Walker	T	6-6	324	2/13/2000	3	Penn State	Waldorf, Md.	D7c-22
71	Josh Myers	C/G	6-5	315	7/16/1998	4	Ohio State	Miamisburg, Ohio	D2-21
73	Andre Dillard	T	6-5	315	10/31/1995	6	Washington State	Woodinville, Wash.	D2-21
74	Elton Jenkins	G/T	6-5	311	12/26/1995	6	Mississippi State	Clarksdale, Miss.	D2-19
75	Sean Rhyan	T	6-7	321	9/15/2000	1	UCLA	San Juan Capistrano, Calif.	D3-22
76	Kadeem Telfort	T	6-7	322	11/10/1998	1	UAB	Miami, Fla.	FA-23
77	Jordan Morgan	T/G	6-5	311	8/4/2000	R	Arizona	Tucson, Ariz.	FA-24
79	Travis Glover	T	6-6	317	8/17/2000	R	Georgia State	Vienna, Ga.	D6-24
80	Bo Melton	WR	5-11	189	5/18/1999	1	Rutgers	Egg Harbor City, N.J.	FA-22 (PS-Sea.)
85	Tucker Kraft	TE	6-5	259	11/3/2000	2	South Dakota State	Timber Lake, S.D.	D3-23
87	Romeo Doubs	WR	6-2	204	4/13/2000	3	Nevada	Los Angeles, Calif.	D4a-22
88	Luke Musgrave	TE	6-6	253	9/2/2000	2	Oregon State	Bend, Ore.	D2a-23
89	Ben Sims	DE	6-5	250	5/16/2000	2	Baylor	San Antonio, Texas	W-23 (Min.)
90	Lukas Van Ness	DE	6-5	272	7/6/2001	2	Iowa	Barrington, Ill.	D1-23
91	Preston Smith	DL	6-5	265	11/17/1992	10	Mississippi State	Stone Mountain, Ga.	UFA (Was.)-19
93	T.J. Slaton	DL	6-4	330	10/31/1997	4	Florida	Plantation, Fla.	D5a-21
94	Karl Brooks	DL	6-3	296	5/8/2000	2	Bowling Green	Lansing, Mich.	D6a-23
95	Devonte Wyatt	DL	6-3	304	3/31/1998	3	Georgia	Decatur, Ga.	D1b-22
96	Colby Wooden	DL	6-4	273	12/21/2000	2	Auburn	Lawrenceville, Ga.	D4-23
97	Kenny Clark	DL	6-3	314	10/4/1995	9	UCLA	Rialto, Calif.	D1-16

Injured Reserve (4)

28	AJ Dillon	RB	6-0	247	5/2/1998	5	Boston College	Groton, Mass.	D2-20
40	LJ Davis	CB	6-1	203	12/30/1998	1	Northern Arizona	Cerritos, Calif.	FA-24
44	Ralen Goforth	LB	6-1	227	11/2/2000	R	Washington	Bellflower, Calif.	FA-24
84	Tyler Davis	TE	6-4	252	4/2/1997	5	Georgia Tech	Bellmore, N.Y.	FA-21 (PS-Ind.)

Injured Reserve - Designated For Return (1)

99	Jonathan Ford	DL	6-5	338	9/29/1998	2	Miami (Fla.)	Fort Lauderdale, Fla.	D7b-22
----	---------------	----	-----	-----	-----------	---	--------------	-----------------------	--------

Practice Squad (17)

6	Sean Clifford	QB	6-2	218	7/14/1998	2	Penn State	Cincinnati, Ohio	D5a-23
16	Alex Hale	K	6-1	203	3/7/1998	R	Oklahoma State	East Gosford, Australia	FA-24
22	Robert Rochell	CB	6-0	193	4/26/1998	4	Central Arkansas	Shreveport, La.	FA-23 (PS-Car.)
30	Chris Brooks	RB	6-1	219	1/11/2000	2	Brigham Young	Oceanside, Calif.	FA-24
34	Kalen King	CB	5-11	190	1/28/2003	R	Penn State	Detroit, Mich.	D7b-24
36	Kamal Hadden	CB	6-1	192	1/17/2001	R	Tennessee	River Rouge, Mich.	FA-24
38	Ellis Merriweather	RB	6-1	220	4/7/1999	1	Massachusetts	Alpharetta, Ga.	FA-23
40	Omar Brown	S	6-1	205	10/12/2000	R	Nebraska	Minneapolis, Minn.	FA-24
46	Chris Russell	LB	6-1	235	7/26/2001	R	Texas A&M	Dyersburg, Tenn.	FA-24
47	Andrew Beck	FB	6-3	252	5/15/1996	6	Texas	Tampa, Fla.	FA-24
49	Deslin Alexandre	DL	6-3	264	6/11/1998	1	Pittsburgh	Deerfield Beach, Fla.	FA-24
61	Lecitus Smith	G/C	6-3	314	7/13/1998	2	Virginia Tech	Fitzgerald, Ga.	FA-24
65	James Ester	DL	6-3	289	8/30/2001	R	Northern Illinois	Detroit, Mich.	FA-24
67	Donovan Jennings	G/T	6-4	323	11/24/1999	R	South Florida	Tampa, Fla.	FA-24
81	Julian Hicks	WR	6-2	201	9/29/1999	R	Albany	Mayfield, Ohio	FA-24
82	TJ Luther	WR	5-11	189	5/13/2000	1	Gardner-Webb	Port Charlotte, Fla.	FA-24
86	Johnny Lumpkin	TE	6-5	264	9/3/1997	1	Louisiana	Atlanta, Ga.	FA-24

ROSTER/POSITIONAL

NO.	NAME	POS.	HT.	WT.	AGE	EXP.	COLLEGE	HOMETOWN	HOW ACQ.
QUARTERBACKS (2)									
2	Malik Willis	QB	6-1	225	25	3	Liberty	Roswell, Ga.	T-24 (Ten.)
10	Jordan Love	QB	6-4	219	25	5	Utah State	Bakersfield, Calif.	D1-20
RUNNING BACKS (3)									
8	Josh Jacobs	RB	5-10	223	26	6	Alabama	Tulsa, Okla.	UFA (LV)-24
31	Emanuel Wilson	RB	5-10	226	25	2	Fort Valley State	Huntersville, N.C.	FA-23
32	MarShawn Lloyd	RB	5-9	220	23	R	Southern California	Huntersville, Md.	D3a-24
WIDE RECEIVERS (6)									
9	Christian Watson	WR	6-4	208	25	3	North Dakota State	Tampa, Fla.	D2-22
11	Jayden Reed	WR	5-11	187	24	2	Michigan State	Naperville, Ill.	D2b-23
13	Dontayvion Wicks	WR	6-1	206	23	2	Virginia	Plaquemine, La.	D5b-23
18	Malik Heath	WR	6-2	213	24	2	Mississippi	Jackson, Miss.	FA-23
80	Bo Melton	WR	5-11	189	25	1	Rutgers	Egg Harbor City, N.J.	FA-22 (PS-Sea.)
87	Romeo Doubs	WR	6-2	204	24	3	Nevada	Los Angeles, Calif.	D4a-22
TIGHT ENDS (3)									
85	Tucker Kraft	TE	6-5	259	23	2	South Dakota State	Timber Lake, S.D.	D3-23
88	Luke Musgrave	TE	6-6	253	24	2	Oregon State	Bend, Ore.	D2a-23
89	Ben Sims	TE	6-5	250	24	2	Baylor	San Antonio, Texas	W-23 (Min.)
OFFENSIVE LINE (10)									
50	Zach Tom	OL	6-4	304	25	3	Wake Forest	Baton Rouge, La.	D4b-22
62	Jacob Monk	C/G	6-3	308	23	R	Duke	Wendell, N.C.	D5a-24
63	Rasheed Walker	T	6-6	324	24	3	Penn State	Waldorf, Md.	D7c-22
71	Josh Myers	C/G	6-5	310	26	4	Ohio State	Miamisburg, Ohio	D2-21
73	Andre Dillard	T	6-5	315	28	6	Washington State	Woodinville, Wash.	FA-24
74	Elgton Jenkins	G/T	6-5	311	28	6	Mississippi State	Clarksdale, Miss.	D2-19
75	Sean Rhyan	G	6-5	321	24	3	UCLA	San Juan Capistrano, Calif.	D3-22
76	Kadeem Telfort	T	6-7	322	25	1	UAB	Miami, Fla.	FA-23
77	Jordan Morgan	T/G	6-5	311	23	R	Arizona	Tucson, Ariz.	D1-24
79	Travis Glover	T	6-6	317	24	R	Georgia State	Vienna, Ga.	D6-24
LINEBACKERS (5)									
7	Quay Walker	LB	6-4	241	24	3	Georgia	Cordele, Ga.	D1a-22
45	Eric Wilson	LB	6-1	230	29	8	Cincinnati	Redford, Mich.	FA-22 (PS-NO)
56	Edgerrin Cooper	LB	6-2	229	22	R	Texas A&M	Covington, La.	D2a-24
58	Isaiah McDuffie	LB	6-1	227	25	4	Boston College	Buffalo, N.Y.	D6b-21
59	Ty/Ron Hopper	LB	6-2	228	23	R	Missouri	Roswell, Ga.	D3b-24
DEFENSIVE BACKS (10)									
20	Javon Bullard	S	5-10	198	22	R	Georgia	Milledgeville, Ga.	D2b-24
21	Eric Stokes	CB	6-1	194	25	4	Georgia	Covington, Ga.	D1-21
23	Jaire Alexander	CB	5-10	196	27	7	Louisville	Mint Hill, N.C.	D1-18
24	Carrington Valentine	CB	6-0	189	23	2	Kentucky	Cincinnati, Ohio	D7a-23
25	Keisean Nixon	CB	5-10	200	27	6	South Carolina	Los Angeles, Calif.	FA-22
26	Corey Ballentine	CB	5-11	196	28	6	Washburn	Tecumseh, Kan.	FA-22
27	Kitan Oladapo	S	6-2	216	23	R	Oregon State	Portland, Ore.	D5b-24
29	Xavier McKinney	S	6-0	201	25	5	Alabama	Roswell, Ga.	UFA (NYG)-24
33	Evan Williams	S	5-11	200	23	R	Oregon	Mountain View, Calif.	D4-24
39	Zayne Anderson	S	6-2	206	27	2	Brigham Young	Stansbury Park, Utah	W-23 (Buf.)
DEFENSIVE LINE (11)									
52	Rashan Gary	DL	6-5	277	26	6	Michigan	Paramus, N.J.	D1a-19
53	Arron Mosby	DL	6-3	250	25	2	Fresno State	Sanger, Calif.	W-23 (Car.)
55	Kingsley Enagbare	DL	6-4	258	24	3	South Carolina	Atlanta, Ga.	D5-22
57	Brenton Cox Jr.	DL	6-4	250	24	2	Florida	Stockbridge, Ga.	FA-23
90	Lukas Van Ness	DL	6-5	272	23	2	Iowa	Barrington, Ill.	D1-23
91	Preston Smith	DL	6-5	265	31	10	Mississippi State	Stone Mountain, Ga.	UFA (Was.)-19
93	T.J. Slaton	DL	6-4	330	26	4	Florida	Plantation, Fla.	D5a-21
94	Karl Brooks	DL	6-3	296	24	2	Bowling Green	Lansing, Mich.	D6a-23
95	Devonte Wyatt	DL	6-3	304	26	3	Georgia	Decatur, Ga.	D1b-22
96	Colby Wooden	DL	6-4	273	23	2	Auburn	Lawrenceville, Ga.	D4-23
97	Kenny Clark	DL	6-3	314	28	9	UCLA	Rialto, Calif.	D1-16
SPECIALISTS (3)									
19	Daniel Whelan	P	6-5	216	25	2	UC Davis	Rancho Mirage, Calif.	FA-23
42	Matt Orzech	LS	6-3	245	29	5	Azusa Pacific	Menifee, Calif.	UFA (LAR)-23
44	Brayden Narveson	K	5-11	209	24	R	North Carolina State	Scottsdale, Ariz.	W-24 (Ten.)

ROSTER/HOW BUILT

YEAR	DRAFTEES (34)	FREE AGENTS (8)	COLLEGE FREE AGENTS (4)	TRADES/WAIVERS (5)	PRACTICE SQUAD (2)
2016	DL K. Clark (1)				
2018	CB J. Alexander (1)				
2019	DL R. Gary (1a) G/T E. Jenkins (2)	DL P. Smith (UFA Was. -19)			
2020	QB J. Love (1)				
2021	CB E. Stokes (1) C/G J. Myers (2) DL T. Slaton (5a) LB I. McDuffie (6b)				
2022	LB Q. Walker (1a) DL D. Wyatt (1b) WR C. Watson (2) G S. Rhyan (3) WR R. Doubs (4a) OL Z. Tom (4b) DL K. Enagbare (5) T R. Walker (7c)	CB C. Ballentine (FA-22) CB K. Nixon (FA-22)			WR B. Melton (FA-22 PS-Sea.) LB E. Wilson (FA-22 PS-NO)
2023	DL L. Van Ness (1) TE L. Musgrave (2a) WR J. Reed (2b) TE T. Kraft (3) DL C. Wooden (4) WR D. Wicks (5b) DL K. Brooks (6a) CB C. Valentine (7a)	LS M. Orzech (UFA LAR -23) P D. Whelan (FA-23)	DL B. Cox Jr. (FA-23) WR M. Heath (FA-23) T K. Telfort (FA-23) RB E. Wilson (FA-23)	S Z. Anderson (W-23 Buf.) DL A. Mosby (W-23 Car.) TE B. Sims (W-23 Min.)	
2024	T/G J. Morgan (1) LB E. Cooper (2a) S J. Bullard (2b) RB M. Lloyd (3a) LB T. Hopper (3b) S E. Williams (4) C/G J. Monk (5a) S K. Dladapo (5b) T T. Glover (6)	T A. Dillard (FA-24) RB J. Jacobs (UFA LV -24) S X. McKinney (UFA NYG -24)			K B. Narveson (W-24 Ten.) QB M. Willis (T-24 Ten.)

DEPTH CHART

Unofficial, Sept. 17, 2024

OFFENSE

WR:	9	Christian Watson	13	Dontayvion Wicks	
WR:	87	Romeo Doubs	18	Malik Heath	
LT:	63	Rasheed Walker	73	Andre Dillard	
LG:	74	Elgton Jenkins	<u>77</u>	<u>Jordan Morgan</u>	
C:	71	Josh Myers	<u>62</u>	<u>Jacob Monk</u>	
RG:	75	Sean Rhyan	<u>77</u>	<u>Jordan Morgan</u>	
RT:	50	Zach Tom	76	Kadeem Telfort	<u>79</u> <u>Travis Glover</u>
TE:	88	Luke Musgrave	85	Tucker Kraft	89 Ben Sims
WR:	11	Jayden Reed	80	Bo Melton	
QB:	10	Jordan Love	2	Malik Willis	
RB:	8	Josh Jacobs	<u>32</u>	<u>MarShawn Lloyd</u>	31 Emanuel Wilson

DEFENSE

DE:	91	Preston Smith	90	Lukas Van Ness	57 Brenton Cox Jr.
DT:	97	Kenny Clark	95	Devonte Wyatt	96 Colby Wooden
DT:	93	T.J. Slaton	94	Karl Brooks	
DE:	52	Rashan Gary	55	Kingsley Enagbare	53 Arron Mosby
LB:	58	Isaiah McDuffie	<u>59</u>	<u>Ty'Ron Hopper</u>	
LB:	7	Quay Walker	<u>59</u>	<u>Ty'Ron Hopper</u>	
LB:	45	Eric Wilson	<u>56</u>	<u>Edgerrin Cooper</u>	
CB:	23	Jaire Alexander	25	Keisean Nixon	26 Corey Ballentine
CB:	21	Eric Stokes	24	Carrington Valentine	
S:	29	Xavier McKinney	39	Zayne Anderson	<u>27</u> <u>Kitan Oladapo</u>
S:	<u>20</u>	<u>Javon Bullard</u>	<u>33</u>	<u>Evan Williams</u>	

SPECIAL TEAMS

K:	<u>44</u>	<u>Brayden Narveson</u>			
P:	19	Daniel Whelan			
H:	19	Daniel Whelan			
PR:	25	Keisean Nixon	11	Jayden Reed	
KR:	25	Keisean Nixon	11	Jayden Reed	
LS:	42	Matt Orzech			

Rookies are underlined

COACH LOCATIONS AT LAMBEAU FIELD

► **Coaches' Box:** Jeff Hafley (defensive coordinator), Adam Stenavich (offensive coordinator), Ryan Downard (defensive backs), Vince Oghobaase (assistant defensive line), Connor Lewis (assistant quarterbacks), Sean Duggan (defensive assistant), Eddie Gordon (assistant offensive line), Sean Mannion (offensive assistant), Rob Grosso (offensive quality control) and Anthony Perkins (defensive quality control).

► **Sideline:** Rich Bisaccia (assistant head coach/special teams coordinator), Aaron Hill (strength & conditioning coordinator), Derrick Ansley (passing game coordinator/defense), Anthony Campanile (linebackers/running game coordinator), Jason Vrable (passing game coordinator), Luke Butkus (offensive line), Tom Clements (quarterbacks), John Dunn (tight ends), Ryan Mahaffey (wide receivers), Jason Rebrovich (defensive line), Ben Sirmans (running backs), Byron Storer (assistant special teams), Wendel Davis (defensive quality control), Kyle Wilber (special teams quality control), Myles White (coaching assistant - minority fellowship), Todd Hunt (strength & conditioning assistant), Marcus Jones (strength & conditioning assistant) and Ben Schumacher (strength & conditioning assistant).

*Locations may vary in away stadiums

GAME-BY-GAME STARTERS

2024 REGULAR SEASON

OFFENSE

DATE	OPPONENT	WR	LT	LG	C	RG	RT	TE	TE	WR	QB	RB
9/6	at Philadelphia	R. Doubs	R. Walker	E. Jenkins	J. Myers	S. Rhyan	Z. Tom	L. Musgrave	T. Kraft	C. Watson	J. Love	J. Jacobs
9/15	Indianapolis	C. Watson	R. Walker	E. Jenkins	J. Myers	S. Rhyan	Z. Tom	L. Musgrave	T. Kraft	R. Doubs	M. Willis	J. Jacobs
9/22		--	--	--	--	--	--	--	--	--	--	--
9/29		--	--	--	--	--	--	--	--	--	--	--
10/6		--	--	--	--	--	--	--	--	--	--	--
10/13		--	--	--	--	--	--	--	--	--	--	--
10/20		--	--	--	--	--	--	--	--	--	--	--
10/27		--	--	--	--	--	--	--	--	--	--	--
11/3		--	--	--	--	--	--	--	--	--	--	--
11/17		--	--	--	--	--	--	--	--	--	--	--
11/24		--	--	--	--	--	--	--	--	--	--	--
11/28		--	--	--	--	--	--	--	--	--	--	--
12/5		--	--	--	--	--	--	--	--	--	--	--
12/15		--	--	--	--	--	--	--	--	--	--	--
12/23		--	--	--	--	--	--	--	--	--	--	--
12/29		--	--	--	--	--	--	--	--	--	--	--
1/5		--	--	--	--	--	--	--	--	--	--	--

2024 REGULAR SEASON

DEFENSE

DATE	OPPONENT	DE	DT	DT	DE	LB	LB	LB	CB	CB	CB	S	S
9/6	at Philadelphia	P. Smith	T. Slaton	K. Clark	R. Gary	O. Walker	E. Wilson	I. McDuffie	E. Stokes	J. Alexander	--	<u>J. Bullard</u>	X. McKinney
9/15	Indianapolis	P. Smith	K. Clark	T. Slaton	R. Gary	O. Walker	I. McDuffie	--	J. Alexander	E. Stokes	K. Nixon	X. McKinney	<u>J. Bullard</u>
9/22		--	--	--	--	--	--	--	--	--	--	--	--
9/29		--	--	--	--	--	--	--	--	--	--	--	--
10/6		--	--	--	--	--	--	--	--	--	--	--	--
10/13		--	--	--	--	--	--	--	--	--	--	--	--
10/20		--	--	--	--	--	--	--	--	--	--	--	--
10/27		--	--	--	--	--	--	--	--	--	--	--	--
11/3		--	--	--	--	--	--	--	--	--	--	--	--
11/17		--	--	--	--	--	--	--	--	--	--	--	--
11/24		--	--	--	--	--	--	--	--	--	--	--	--
11/28		--	--	--	--	--	--	--	--	--	--	--	--
12/5		--	--	--	--	--	--	--	--	--	--	--	--
12/15		--	--	--	--	--	--	--	--	--	--	--	--
12/23		--	--	--	--	--	--	--	--	--	--	--	--
12/29		--	--	--	--	--	--	--	--	--	--	--	--
1/5		--	--	--	--	--	--	--	--	--	--	--	--

Rookies underlined.

PLAYER PARTICIPATION

2024 REGULAR SEASON GREEN BAY PACKERS PLAYER PARTICIPATION																							
PLAYERS	AT	PHI	IND	9/22	9/29	10/6	10/13	10/20	10/27	11/3	11/17	11/24	11/28	12/5	12/15	12/23	12/29	1/5	GP	GS	DNP	IN	
J. Alexander	CB	CB		-	-	-	-	-	-	-	-	-	-	-	-	-	-	-	-	2	2	0	0
D. Alexandre	PS	PS		-	-	-	-	-	-	-	-	-	-	-	-	-	-	-	-	0	0	0	0
Z. Anderson	P	P		-	-	-	-	-	-	-	-	-	-	-	-	-	-	-	-	2	0	0	0
C. Ballentine	P	P		-	-	-	-	-	-	-	-	-	-	-	-	-	-	-	-	2	0	0	0
C. Brooks	PS	PS		-	-	-	-	-	-	-	-	-	-	-	-	-	-	-	-	0	0	0	0
K. Brooks	P	P		-	-	-	-	-	-	-	-	-	-	-	-	-	-	-	-	2	0	0	0
J. Bullard	S	S		-	-	-	-	-	-	-	-	-	-	-	-	-	-	-	-	2	2	0	0
K. Clark	DT	DT		-	-	-	-	-	-	-	-	-	-	-	-	-	-	-	-	2	2	0	0
S. Clifford	PS	X		-	-	-	-	-	-	-	-	-	-	-	-	-	-	-	-	0	0	1	0
E. Cooper	P	P		-	-	-	-	-	-	-	-	-	-	-	-	-	-	-	-	2	0	0	0
B. Cox Jr.	N	N		-	-	-	-	-	-	-	-	-	-	-	-	-	-	-	-	0	0	0	2
L. Davis	IR	IR		-	-	-	-	-	-	-	-	-	-	-	-	-	-	-	-	0	0	0	0
T. Davis	IR	IR		-	-	-	-	-	-	-	-	-	-	-	-	-	-	-	-	0	0	0	0
A. Dillard	X	N		-	-	-	-	-	-	-	-	-	-	-	-	-	-	-	-	0	0	1	1
A. Dillon	IR	IR		-	-	-	-	-	-	-	-	-	-	-	-	-	-	-	-	0	0	0	0
R. Doubs	WR	WR		-	-	-	-	-	-	-	-	-	-	-	-	-	-	-	-	2	2	0	0
K. Enagbare	P	P		-	-	-	-	-	-	-	-	-	-	-	-	-	-	-	-	2	0	0	0
J. Ester	PS	PS		-	-	-	-	-	-	-	-	-	-	-	-	-	-	-	-	0	0	0	0
J. Ford	IRD	IRD		-	-	-	-	-	-	-	-	-	-	-	-	-	-	-	-	0	0	0	0
R. Gary	DE	DE		-	-	-	-	-	-	-	-	-	-	-	-	-	-	-	-	2	2	0	0
T. Glover	N	N		-	-	-	-	-	-	-	-	-	-	-	-	-	-	-	-	0	0	0	2
R. Goforth	IR	IR		-	-	-	-	-	-	-	-	-	-	-	-	-	-	-	-	0	0	0	0
A. Hale	PS	PS		-	-	-	-	-	-	-	-	-	-	-	-	-	-	-	-	0	0	0	0
M. Heath	N	P		-	-	-	-	-	-	-	-	-	-	-	-	-	-	-	-	1	0	0	1
J. Hicks	PS	PS		-	-	-	-	-	-	-	-	-	-	-	-	-	-	-	-	0	0	0	0
T. Hopper	P	P		-	-	-	-	-	-	-	-	-	-	-	-	-	-	-	-	2	0	0	0
J. Jacobs	RB	RB		-	-	-	-	-	-	-	-	-	-	-	-	-	-	-	-	2	2	0	0
E. Jenkins	LG	LG		-	-	-	-	-	-	-	-	-	-	-	-	-	-	-	-	2	2	0	0
D. Jennings	PS	PS		-	-	-	-	-	-	-	-	-	-	-	-	-	-	-	-	0	0	0	0
T. Jones	RET	RET		-	-	-	-	-	-	-	-	-	-	-	-	-	-	-	-	0	0	0	0
K. King	PS	PS		-	-	-	-	-	-	-	-	-	-	-	-	-	-	-	-	0	0	0	0
T. Kraft	TE	TE		-	-	-	-	-	-	-	-	-	-	-	-	-	-	-	-	2	2	0	0
M. Lloyd	GXGI	P		-	-	-	-	-	-	-	-	-	-	-	-	-	-	-	-	1	0	0	1
J. Love	QB	GXGI		-	-	-	-	-	-	-	-	-	-	-	-	-	-	-	-	1	1	0	1
J. Lumpkin	NOT	PS		-	-	-	-	-	-	-	-	-	-	-	-	-	-	-	-	0	0	0	0
T. Luther	NOT	PS		-	-	-	-	-	-	-	-	-	-	-	-	-	-	-	-	0	0	0	0
I. McDuffie	LB	LB		-	-	-	-	-	-	-	-	-	-	-	-	-	-	-	-	2	2	0	0
X. McKinney	S	S		-	-	-	-	-	-	-	-	-	-	-	-	-	-	-	-	2	2	0	0
B. Melton	P	P		-	-	-	-	-	-	-	-	-	-	-	-	-	-	-	-	2	0	0	0
E. Merrweather	X	PS		-	-	-	-	-	-	-	-	-	-	-	-	-	-	-	-	0	0	1	0
J. Monk	P	P		-	-	-	-	-	-	-	-	-	-	-	-	-	-	-	-	2	0	0	0
J. Morgan	P	P		-	-	-	-	-	-	-	-	-	-	-	-	-	-	-	-	2	0	0	0
A. Mosby	N	P		-	-	-	-	-	-	-	-	-	-	-	-	-	-	-	-	1	0	0	1
L. Musgrave	TE	TE		-	-	-	-	-	-	-	-	-	-	-	-	-	-	-	-	2	2	0	0
J. Myers	C	C		-	-	-	-	-	-	-	-	-	-	-	-	-	-	-	-	2	2	0	0
B. Narveson	P	P		-	-	-	-	-	-	-	-	-	-	-	-	-	-	-	-	2	0	0	0
K. Nixon	P	CB		-	-	-	-	-	-	-	-	-	-	-	-	-	-	-	-	2	1	0	0
K. Oladapo	P	N		-	-	-	-	-	-	-	-	-	-	-	-	-	-	-	-	1	0	0	1
M. Orzech	P	P		-	-	-	-	-	-	-	-	-	-	-	-	-	-	-	-	2	0	0	0
J. Reed	P	P		-	-	-	-	-	-	-	-	-	-	-	-	-	-	-	-	2	0	0	0
S. Rhyan	RG	RG		-	-	-	-	-	-	-	-	-	-	-	-	-	-	-	-	2	2	0	0
R. Rochell	PS	PS		-	-	-	-	-	-	-	-	-	-	-	-	-	-	-	-	0	0	0	0
C. Russell	PS	PS		-	-	-	-	-	-	-	-	-	-	-	-	-	-	-	-	0	0	0	0
B. Sims	P	P		-	-	-	-	-	-	-	-	-	-	-	-	-	-	-	-	2	0	0	0
T. Stalon	DT	DT		-	-	-	-	-	-	-	-	-	-	-	-	-	-	-	-	2	2	0	0
L. Smith	PS	PS		-	-	-	-	-	-	-	-	-	-	-	-	-	-	-	-	0	0	0	0
P. Smith	DE	DE		-	-	-	-	-	-	-	-	-	-	-	-	-	-	-	-	2	2	0	0
E. Stokes	CB	CB		-	-	-	-	-	-	-	-	-	-	-	-	-	-	-	-	2	2	0	0
K. Telfort	N	P		-	-	-	-	-	-	-	-	-	-	-	-	-	-	-	-	1	0	0	1
Z. Tom	RT	RT		-	-	-	-	-	-	-	-	-	-	-	-	-	-	-	-	2	2	0	0
C. Valentine	P	P		-	-	-	-	-	-	-	-	-	-	-	-	-	-	-	-	2	0	0	0
L. Van Ness	P	P		-	-	-	-	-	-	-	-	-	-	-	-	-	-	-	-	2	0	0	0
O. Walker	LB	LB		-	-	-	-	-	-	-	-	-	-	-	-	-	-	-	-	2	2	0	0
R. Walker	LT	LT		-	-	-	-	-	-	-	-	-	-	-	-	-	-	-	-	2	2	0	0
C. Watson	WR	WR		-	-	-	-	-	-	-	-	-	-	-	-	-	-	-	-	2	2	0	0
J. Wayne	PS	NOT		-	-	-	-	-	-	-	-	-	-	-	-	-	-	-	-	0	0	0	0
D. Whelan	P	P		-	-	-	-	-	-	-	-	-	-	-	-	-	-	-	-	2	0	0	0
D. Wicks	P	P		-	-	-	-	-	-	-	-	-	-	-	-	-	-	-	-	2	0	0	0
E. Williams	P	P		-	-	-	-	-	-	-	-	-	-	-	-	-	-	-	-	2	0	0	0
M. Willis	P	QB		-	-	-	-	-	-	-	-	-	-	-	-	-	-	-	-	2	1	0	0
Emanuel Wilson	P	P		-	-	-	-	-	-	-	-	-	-	-	-	-	-	-	-	2	0	0	0
Eric Wilson	LB	P		-	-	-	-	-	-	-	-	-	-	-	-	-	-	-	-	2	1	0	0
C. Wooden	P	N		-	-	-	-	-	-	-	-	-	-	-	-	-	-	-	-	1	0	0	1
D. Wyatt	P	P		-	-	-	-	-	-	-	-	-	-	-	-	-	-	-	-	2	0	0	0

LEGEND:

CAP=Starter, N=On Inactive List, P=Player was a substitution, X=DID NOT PLAY, GXGI=INACTIVE/INJURY, NOT=Not on Roster, PS=Practice Squad, IR=Injured Reserve, IRD=Injured Reserve - Designated For Return, RET=Reserve/Retired

WEEKLY INACTIVES

REGULAR SEASON

9/6/24 at Philadelphia: B. Cox Jr., T. Glover, M. Heath, M. Lloyd, A. Mosby, K. Telfort

9/14/24 vs. Indianapolis: B. Cox Jr., A. Dillard, T. Glover, J. Love, K. Oladapo, C. Wooden

SEASON TOTALS: B. Cox Jr. (2), T. Glover (2), A. Dillard (1), M. Heath (1), M. Lloyd (1), J. Love (1), A. Mosby (1), K. Oladapo (1), K. Telfort (1), C. Wooden (1)



Supplemental Stats



TEAM STATS

GREEN BAY PACKERS / REGULAR SEASON WEEK 2 / THROUGH SUNDAY, SEPTEMBER 15, 2024

WON 1, LOST 1				
09/06	L	29-34	at Philadelphia	47,236
09/15	W	16-10	Indianapolis	77,827

2024 TEAM STATISTICS

	GB	OPP.
FIRST DOWNS	38	44
Rushing	20	16
Passing	15	24
Penalty	3	4
Third Down-Made/Att	13/28	6/23
Third Down Efficiency	46.4%	26.1%
Fourth Down-Made/Att	1/1	2/3
Fourth Down Efficiency	100.0%	66.7%
TOTAL NET YARDS	797	748
Avg. Per Game	398.5	374.0
Total Plays	125	127
Avg. Per Play	6.4	5.9
NET YARDS RUSHING	424	284
Avg. Per Game	212.0	142.0
Total Rushes	74	56
Avg. Per Rush	5.7	5.1
NET YARDS PASSING	373	464
Avg. Per Game	186.5	232.0
Sacked/Yards Lost	2/9	3/18
Gross Yards	382	482
Attempts/Completions	49/29	68/37
Pct. of Completion	59.2%	54.4%
Had Intercepted	1	5
PUNTS/AVERAGE	5/42.6	5/52.4
Net Punting Average	42.6	49.4
PUNT RETURN/AVG.	1/0.0	0/0.0
KICKOFF RETURN/AVG.	1/24.0	2/19.0
INTERCEPTION RETURN/AVG.	5/10.6	1/1.0
PENALTIES/YARDS	16/121	10/77
FUMBLES/BALL LOST	3/1	5/1
TOUCHDOWNS	4	5
Rushing	1	2
Passing	3	3
Returns	0	0
EXTRA POINTS/ATTEMPTS	3/3	5/5
TWO POINT CONVERSION/ATT.	0/1	0/0
FIELD GOALS/ATTEMPTS	6/8	3/4
AVG. TIME OF POSSESSION	33:42	26:18

SCORE BY PERIODS	Q1	Q2	Q3	Q4	OT	PTS
TEAM	16	13	10	6	0	45
OPPONENTS	0	17	17	10	0	44

SCORING	TD	RU	PA	RT	K-PAT	FG	2PT	S	PTS
Brayden Narveson	0	0	0	0	3/3	6/8	0	0	21
Jayden Reed	2	1	1	0	0/0	0/0	0	0	12
Christian Watson	1	0	1	0	0/0	0/0	0	0	6
Dontayvion Wicks	1	0	1	0	0/0	0/0	0	0	6
TEAM	4	1	3	0	3/3	6/8	0	0	45
OPPONENTS	5	2	3	0	5/5	3/4	0	0	44

2-PT Conv: Josh Jacobs 0, TM 0-1, OPP 0-0
 SACKS: Devonte Wyatt 1/0, Rashan Gary 1/0, Keisean Nixon 1/0, TM 3/0, OPP 2/0
 FUM/LOST: Josh Jacobs 2/1, Jayden Reed 1/0, TM 3/1, OPP 5/1

PASSING	ATT	CMP	YDS	CMP%	YDS/ATT	TD	TD%	INT	INT%	LONG	SACK	LOST	RATING
Jordan Love	34	17	260	50.0	7.6	2	5.9	1	2.9	70t	1	5	83.0
Malik Willis	15	12	122	80.0	8.1	1	6.7	0	0.0	39	1	4	122.8
TEAM	49	29	382	59.2	7.8	3	6.1	1	2.0	70t	2	9	95.8
OPPONENTS	68	37	482	54.4	7.1	3	4.4	5	7.4	67t	3	18	61.0

RUSHING	NO.	YDS	AVG	LONG	TD
Josh Jacobs	48	235	4.9	34	0
Jayden Reed	3	70	23.3	33t	1
Emanuel Wilson	9	55	6.1	18	0
Malik Willis	6	41	6.8	19	0
MarShawn Lloyd	6	15	2.5	5	0
Bo Melton	2	8	4.0	16	0
TEAM	74	424	5.7	34	1
OPPONENTS	56	284	5.1	34	2

RECEIVING	TAR	NO.	YDS	AVG	LONG	TD
Romeo Doubs	10	7	112	16.0	39	0
Jayden Reed	8	6	147	24.5	70t	1
Tucker Kraft	5	4	53	13.3	29	0
Christian Watson	5	3	13	4.3	6	1
Dontayvion Wicks	7	3	26	8.7	14t	1
Josh Jacobs	3	2	20	10.0	11	0
Emanuel Wilson	3	2	2	1.0	2	0
MarShawn Lloyd	1	1	3	3.0	3	0
Luke Musgrave	3	1	6	6.0	6	0
TEAM	45	29	382	13.2	70t	3
OPPONENTS	60	37	482	13.0	67t	3

INTERCEPTIONS	NO.	YDS	AVG	LONG	TD
Xavier McKinney	2	35	17.5	18	0
Jaire Alexander	1	17	17.0	17	0
Evan Williams	1	1	1.0	1	0
Eric Wilson	1	0	0.0	0	0
TEAM	5	53	10.6	18	0
OPPONENTS	1	1	1.0	1	0

FUMBLES	FUM	LST	FF	REC	TD
Josh Jacobs	2	1	0	0	0
Bo Melton	0	0	0	1	0
Jayden Reed	1	0	0	0	0
TEAM	3	1	0	1	0
OPPONENTS	5	1	0	2	0

PUNTING	NO.	YDS	AVG	NET	TB	IN	LG	B
Daniel Whelan	5	213	42.6	42.6	0	4	59	0
TEAM	5	213	42.6	42.6	0	4	59	0
OPPONENTS	5	262	52.4	48.4	1	3	59	0

PUNT RETURNS	RET	FC	YDS	AVG	LONG	TD
Jayden Reed	1	3	0	0.0	0	0
TEAM	1	3	0	0.0	0	0
OPPONENTS	0	3	0	0.0	0	0

KICKOFF RETURNS	NO.	YDS	AVG	LONG	TD
Keisean Nixon	1	24	24.0	24	0
TEAM	1	24	24.0	24	0
OPPONENTS	2	38	19.0	29	0

FIELD GOALS	1-19	20-29	30-39	40-49	50+
Brayden Narveson	0/0	2/2	2/2	2/4	0/0
TEAM	0/0	2/2	2/2	2/4	0/0
OPPONENTS	0/0	1/1	2/2	0/0	0/1

Brayden Narveson: (31G, 23G, 43RU, 26G) (46G, 42G, 34G, 45WR)
 OPP: (38G, 21G) (34G, 50WL)

DEFENSIVE STATS

2024 REGULAR SEASON GREEN BAY PACKERS DEFENSIVE STATS (THROUGH WEEK 2)

PLAYER	TKL.	AST.	COMB	TFL	SACKS/SK. YDS.	QBH	FR	FF	INT./YDS.	PD
Q. Walker	13	4	17	1	0.0/0.0	0	0	0	0/0	0
J. Bullard	10	6	16	0	0.0/0.0	0	0	0	0/0	1
K. Nixon	9	1	10	2	1.0/6.0	2	0	0	0/0	1
I. McDuffie	6	4	10	0	0.0/0.0	2	0	0	0/0	1
X. McKinney	6	2	8	1	0.0/0.0	0	0	0	2/35	2
J. Alexander	6	0	6	0	0.0/0.0	0	0	0	1/17	3
T. Slaton	1	5	6	0	0.0/0.0	0	0	0	0/0	0
E. Wilson	4	1	5	2	0.0/0.0	0	0	1	1/0	1
K. Clark	3	2	5	0	0.0/0.0	0	0	0	0/0	0
E. Cooper	3	1	4	0	0.0/0.0	0	0	0	0/0	1
K. Brooks	2	2	4	0	0.0/0.0	0	0	0	0/0	0
L. Van Ness	3	0	3	1	0.0/0.0	0	0	0	0/0	0
D. Wyatt	3	0	3	3	1.0/6.0	2	1	0	0/0	0
P. Smith	2	1	3	0	0.0/0.0	0	0	0	0/0	0
R. Gary	1	2	3	1	1.0/6.0	2	0	0	0/0	1
E. Stokes	1	2	3	0	0.0/0.0	0	0	0	0/0	0
E. Williams	2	0	2	0	0.0/0.0	0	0	0	1/1	1
C. Valentine	0	2	2	0	0.0/0.0	0	0	0	0/0	1
K. Enagbare	0	1	1	0	0.0/0.0	0	0	0	0/0	0
TOTALS	75	36	111	11	3.0/18.0	8	1	1	5/53	13

DEFENSIVE SCORES

INT (0)

FR (0)

Safety (0)

SPECIAL TEAMS BIG PLAYS

FR (0)

REGULAR SEASON DEFENSIVE AND SPECIAL TEAMS STATISTICS ARE BASED ON PRESS BOX STATISTICS.

SPECIAL TEAMS STATS

2024 REGULAR SEASON SPECIAL TEAMS STATS								
PLAYER	TACKLES	SOLO	ASSISTS	FOR FUMBLES	FUMBLE REC	BLKD FG	BLKD PAT	BLKD PUNT
Zayne Anderson	1	1	0	0	0	0	0	0
Edgerrin Cooper	1	1	0	0	0	0	0	0
2024 TOTALS	2	2	0	0	0	0	0	0
OPPONENTS	2	1	1	0	0	0	0	0

WEEK-BY-WEEK NFL RANKINGS

2024 REGULAR SEASON									
OFFENSE					DEFENSE				
DATE	OPPONENT	TOTAL	RUSH	PASS	*POINTS SCORED	TOTAL	RUSH	PASS	*POINTS SCORED
09/06	at Philadelphia	3	T-7	7	T-7	29	23	27	T-29
09/15	Indianapolis	5	1	18	13	27	T-21	26	T-17

*Points per game

PACKERS IN TEAM RANKINGS - BY SEASON

Year	NFL Offense				NFL Defense			
	Total	Rush	Pass	Points	Total	Rush	Pass	Points
GB in 2023	11	15	12	12	17	28	9	10
GB in 2022	17	15	17	14	17	26	6	17t
GB in 2021	10	18	8	9t	9	11	10	13t
GB in 2020	5	8	9	1	9	13t	7	13t
GB in 2019	18	15	17	15	18	23	14	9
GB in 2018	12	22	9	14t	18	22	12	22
GB in 2017	26	17	25	21	22	17	23	26
GB in 2016	8	20	7	4	22	8	31	21
GB in 2015	23	12	25t	15	15	21	6	12
GB in 2014	6	11	8	1	15	23	10	13t
GB in 2013	3	7	6	8t	25	25	24	21t
GB in 2012	13	20	9	5	11	17	11	11
GB in 2011	3	27	3	1	32	14	32	19
GB in 2010	9	24	5	10	5	18	5	2
GB in 2009	6	14	7	3	2	1	5	7
GB in 2008	8	17	8	5	20	26	12	22t
GB in 2007	2	21	2	4	11	14	12	6t
GB in 2006	9	23	8	22t	12	13	17	25t
GB in 2005	18	30	7	22	7	23	1	19t
GB in 2004	3	10	3	5	25	14	25	23
GB in 2003	4	3	16	4	17	10	23	11
GB in 2002	12	12	10	6	12	21	3	12
GB in 2001	6	21	3	5	12	16	15	4t
GB in 2000	15	23	8	10t	15	8	19	14
GB in 1999	9	21	7	10	19	22	18	20t
GB in 1998	5	25	3	6	4	4	10	12
GB in 1997	4	12	3	2	7	20	8	5
GB in 1996	5	11	5	1	1	4	1	1
GB in 1995	7	26	3	6	14	7	21	5
GB in 1994	9	19	9	4	6	3	15	5t
GB in 1993	19	22	18	6	2	8	7	8t
GB in 1992	15	21	9	17	23	16	23	15

OPPONENT STATS

TENNESSEE TITANS / REGULAR SEASON WEEK 2 / THROUGH SUNDAY, SEPTEMBER 15, 2024

WON 0, LOST 2				
09/08	L	17-24	at Chicago	59,403
09/15	L	17-24	N.Y. Jets	65,509

2024 TEAM STATISTICS

	TEN	OPP.
FIRST DOWNS	36	27
Rushing	18	12
Passing	13	14
Penalty	5	1
Third Down-Made/Att	8/26	7/25
Third Down Efficiency	30.8%	28.0%
Fourth Down-Made/Att	1/3	2/2
Fourth Down Efficiency	33.3%	100.0%
TOTAL NET YARDS	544	413
Avg. Per Game	272.0	206.5
Total Plays	121	109
Avg. Per Play	4.5	3.8
NET YARDS RUSHING	270	185
Avg. Per Game	135.0	92.5
Total Rushes	54	48
Avg. Per Rush	5.0	4.0
NET YARDS PASSING	274	228
Avg. Per Game	137.0	114.0
Sacked/Yards Lost	7/45	4/41
Gross Yards	319	269
Attempts/Completions	60/38	59/32
Pct. of Completion	63.3%	54.2%
Had Intercepted	3	0
PUNTS/AVERAGE	9/54.9	12/47.7
Net Punting Average	35.9	40.4
PUNT RETURN/AVG.	9/7.4	8/12.4
KICKOFF RETURN/AVG.	7/25.6	4/31.0
INTERCEPTION RETURN/AVG.	0/0.0	3/17.3
PENALTIES/YARDS	13/95	14/125
FUMBLES/BALL LOST	2/2	3/1/1
TOUCHDOWNS	4	5
Rushing	2	1
Passing	2	2
Returns	0	2
EXTRA POINTS/ATTEMPTS	4/4	4/4
TWO POINT CONVERSION/ATT.	0/0	1/1
FIELD GOALS/ATTEMPTS	2/2	4/4
AVG. TIME OF POSSESSION	32:25	27:35

SCORE BY PERIODS	Q1	Q2	Q3	Q4	OT	PTS
TEAM	14	13	7	0	0	34
OPPONENTS	0	10	17	21	0	48

SCORING	TD	RU	PA	RT	K-PAT	FG	2PT	S	PTS
C. Ridley	2	1	1	0	0/0	0/0	0	0	12
N. Folk	0	0	0	0	4/4	2/2	0	0	10
C. Okonkwo	1	0	1	0	0/0	0/0	0	0	6
T. Pollard	1	1	0	0	0/0	0/0	0	0	6
TEAM	4	2	2	0	4/4	2/2	0	0	34
OPPONENTS	5	1	2	2	4/4	4/4	1	0	48

2-PT Conv: **TM** 0-0, **OPP** 1-1
SACKS: H. Landry III 3.0, S. Joseph-Day 1.0, **TM** 4.0, **OPP** 7.0 **FUM/LOST:** W. Lewis 2/2, **TM** 2/2, **OPP** 3/1

PASSING	ATT	CMP	YDS	CMP%	YDS/ATT	TD	TD%	INT	INT%	LONG	SACK	LOST	RATING
W. Lewis	60	38	319	63.3	5.3	2	3.3	3	5.0	40t	7	45	67.3
TEAM	60	38	319	63.3	5.3	2	3.3	3	5.0	40t	7	45	67.3
OPPONENTS	59	32	269	54.2	4.6	2	3.4	0	0.0	26t	4	41	77.6

RUSHING	NO.	YDS	AVG	LONG	TD
T. Pollard	33	144	4.4	26t	1
W. Lewis	8	74	9.3	21	0
T. Spears	10	41	4.1	11	0
C. Ridley	1	10	10.0	10t	1
T. Burks	2	1	0.5	6	0
TEAM	54	270	5.0	26t	2
OPPONENTS	46	185	4.0	30	1

RECEIVING	TAR	NO.	YDS	AVG	LONG	TD
C. Ridley	13	7	127	18.1	40t	1
T. Pollard	10	8	52	6.5	22	0
T. Boyd	10	5	44	8.8	17	0
T. Spears	6	6	22	3.7	6	0
C. Okonkwo	5	5	31	6.2	17t	1
D. Hopkins	3	2	17	8.5	9	0
T. Burks	3	1	2	2.0	2	0
J. Whyte	2	2	13	6.5	12	0
N. Vannett	2	2	11	5.5	8	0
TEAM	54	38	319	8.4	40t	2
OPPONENTS	58	32	269	8.4	26t	2

INTERCEPTIONS	NO.	YDS	AVG	LONG	TD
OPPONENTS	3	52	17.3	43t	1

FUMBLES	FUM	LST	FF	REC	TD
W. Lewis	2	2	0	0	0
TEAM	2	2	0	0	0
OPPONENTS	3	1	0	1	0

PUNTING	NO.	YDS	AVG	NET	TB	IN	LG	B
R. Stonehouse	9	494	54.9	35.9	0	2	63	2
TEAM	9	494	54.9	35.9	0	2	63	2
OPPONENTS	12	572	47.7	40.4	1	5	60	0

PUNT RETURNS	RET	FC	YDS	AVG	LONG	TD
J. Jackson	9	2	67	7.4	18	0
TEAM	9	2	67	7.4	18	0
OPPONENTS	8	1	99	12.4	20	0

KICKOFF RETURNS	NO.	YDS	AVG	LONG	TD
J. Jackson	6	157	26.2	30	0
T. Spears	1	22	22.0	22	0
TEAM	7	179	25.6	30	0
OPPONENTS	4	124	31.0	67	0

FIELD GOALS	1-19	20-29	30-39	40-49	50+
N. Folk	0/0	0/0	0/0	2/2	0/0
TEAM	0/0	0/0	0/0	2/2	0/0
OPPONENTS	0/0	1/1	1/1	1/1	1/1

N. Folk: (40G) (41G)
OPP: (24G, 50G, 48G) (33G)

STATS MATCH-UP: PLAYERS

GREEN BAY			TENNESSEE		
	PLAYER	STAT		PLAYER	STAT
OFFENSIVE			OFFENSIVE		
Passing Yards	Jordan Love	260	Passing Yards	Will Levis	319
Passing Attempts	Jordan Love	34	Passing Attempts	Will Levis	60
Passing Completions	Jordan Love	17	Passing Completions	Will Levis	38
Completion Pct.	Malik Willis	80.0%	Completion Pct.	Will Levis	63.3%
Passing TDs	Jordan Love	2	Passing TDs	Will Levis	2
Rushing Yards	Josh Jacobs	235	Rushing Yards	Tony Pollard	144
Rushing Avg.	Emanuel Wilson	12	Rushing Avg.	Will Levis	9
Rushing TDs	Jayden Reed	1	Rushing TDs	Tony Pollard	1
				Calvin Ridley	
Receptions	Romeo Doubs	7	Receptions	Tony Pollard	8
Receiving Yards	Jayden Reed	147	Receiving Yards	Calvin Ridley	127
Avg. Yards-Per-Rec	Jayden Reed	24.5	Avg. Yards-Per-Rec	Calvin Ridley	18.1
Receiving TDs	Jayden Reed	1	Receiving TDs	Chig Okonkwo	1
	Christian Watson			Calvin Ridley	
	Dontayvion Wicks				
Points	Brayden Narveson	21	Points	Calvin Ridley	12
DEFENSIVE			DEFENSIVE		
Sacks/Yards	Devonte Wyatt	1.0/6.0	Sacks/Yards	Harold Landry III	3.0/22.0
	Rashan Gary				
	Keisean Nixon				
Int/Yards/Longest	Xavier McKinney	2/35/35	Solo/Assists/Tackles	Kenneth Murray Jr.	8/6/14
Solo/Assists/Tackles	Quay Walker	13/4/17	FF/FR	Amani Hooker	0/1
FF/FR	Devonte Wyatt	1/0	Quarterback Hits	Harold Landry III	4
Quarterback Hits	Rashan Gary	2	Passes Defensed	Harold Landry III	2
	Devonte Wyatt			Amani Hooker	
	Isaiah McDuffie				
Passes Defensed	Jaire Alexander	3	Tackles for Loss	Roger McCreary	4
Tackles for Loss	Devonte Wyatt	3	SPECIAL TEAMS		
SPECIAL TEAMS			ST Tackles	Darrell Baker Jr.	3
ST Tackles	Zayne Anderson	1	KO Returns	Jha'Quan Jackson	6
	Edgerrin Cooper				
KO Returns	Keisean Nixon	1	KO Returns Yards (avg)	Jha'Quan Jackson	157 (26.2)
KO Returns Yards (avg)	Keisean Nixon	24 (24.0)	Punt Returns	Jha'Quan Jackson	9
Punt Returns	Jayden Reed	1	Punt Returns Yards (avg)	Jha'Quan Jackson	67 (7.4)
Field Goals Made/Att	Brayden Narveson	6/8 (75.0%)	Field Goals Made/Att	Nick Folk	2/2 (100.0%)
Punts	Daniel Whelan	5	Punts	Ryan Stonehouse	9
Punt Yards (Avg/Net Avg)	Daniel Whelan	213 (42.6/42.6)	Punt Yards (Avg/Net Avg)	Ryan Stonehouse	494 (54.9/35.9)

OFFENSE - TEAM STATS - GAME-BY-GAME

2024 REGULAR SEASON PACKERS GAME-BY-GAME OFFENSE

	09/06 @ PHI	09/15 IND	09/22 @ TEN	09/29 MIN	10/06 @ LAR	10/13 ARI	10/20 HOU	10/27 @ JAX	11/03 DET	11/17 @ CHI	11/24 SF	11/28 MIA	12/05 @ DET	12/15 @ SEA	12/23 NO	12/29 @ MIN	01/05 CHI	Totals
FIRST DOWNS																		
Total	19	19																38
Rushing	7	13																20
Passing	9	6																15
Penalty	3	0																3
THIRD DOWNS																		
Attempts	11	17																28
Converted	3	10																13
Percentage	27.3%	58.8%																46.4%
FOURTH DOWNS																		
Attempts	1	0																1
Converted	1	0																1
Percentage	100.0%	0																100.0%
TOT. OFFENSE																		
Net Yards	414	383																797
Plays	58	67																125
Avg./Play	7.1	5.7																6.4
RUSHING																		
Net Yards	163	261																424
Rush. Att.	21	53																74
Avg./Att.	7.8	4.9																5.7
PASSING																		
Net Yards	251	122																373
Attempts	35	14																49
Completions	17	12																29
Intercepted	1	0																1
Gross Yards	260	122																382
Sacked	2.0	0.0																2.0
Yards Lost	9	0																9
ADVANCES																		
Rushes	21	53																74
Completions	17	12																29
Totals	38	65																103
Total Drives	11	10																21
PENALTIES																		
Number	10	6																16
Yards	71	50																121
FUMBLES																		
Number	1	2																3
Lost	0	1																1
PUNTING																		
Yards	74	139																213
Punts	2	3																5
Net Avg.	37.0	46.3																42.6
Gross Avg.	37.0	46.3																42.6
SCORING																		
Points	29	16																45
Q1	6	10																16
Q2	13	0																13
Q3	7	3																10
Q4	3	3																6
OT	0	0																0
TD Rushing	1	0																1
TD Passing	2	1																3
TD KO Returns	0	0																0
TD Punt Returns	0	0																0
TD Sp. Teams	0	0																0
TD Def. Returns	0	0																0
FG Attempts	4	4																8
FG Made	3	3																6
Safety	0	0																0
2-Pt Attempts	1	0																1
2-Pt Made	0	0																0
TOP	27:13	40:11																33:42

DEFENSE - TEAM STATS - GAME-BY-GAME

2024 REGULAR SEASON PACKERS GAME-BY-GAME DEFENSE

	09/06 @ PHI	09/15 IND	09/22 @ TEN	09/29 MIN	10/06 @ LAR	10/13 ARI	10/20 HOU	10/27 @ JAX	11/03 DET	11/17 @ CHI	11/24 SF	11/28 MIA	12/05 @ DET	12/15 @ SEA	12/23 NO	12/29 @ MIN	01/05 CHI	Totals
FIRST DOWNS																		
Total	25	19																44
Rushing	8	8																16
Passing	14	10																24
Penalty	3	1																4
THIRD DOWNS																		
Attempts	14	9																23
Converted	4	2																6
Percentage	28.6%	22.2%																26.1%
FOURTH DOWNS																		
Attempts	1	2																3
Converted	1	1																2
Percentage	100.0%	50.0%																66.7%
TOT. OFFENSE																		
Net Yards	410	338																748
Plays	74	53																127
Avg./Play	5.5	6.4																5.9
RUSHING																		
Net Yards	144	140																284
Rush. Att.	38	18																56
Avg./Att.	3.8	7.8																5.1
PASSING																		
Net Yards	266	198																464
Attempts	34	34																68
Completions	20	17																37
Intercepted	2	3																5
Gross Yards	278	204																482
Sacked	2.0	1.0																3.0
Yards Lost	12	6																18
ADVANCES																		
Rushes	38	18																56
Completions	20	17																37
Totals	58	35																93
Total Drives	11	10																21
PENALTIES																		
Number	7	3																10
Yards	57	20																77
FUMBLES																		
Number	2	3																5
Lost	1	0																1
PUNTING																		
Yards	101	161																262
Punts	2	3																5
Net Avg.	50.5	47.0																48.4
Gross Avg.	50.5	53.7																52.4
SCORING																		
Points	34	10																44
Q1	0	0																0
Q2	17	0																17
Q3	14	3																17
Q4	3	7																10
OT	0	0																0
TD Rushing	2	0																2
TD Passing	2	1																3
TD KO Returns	0	0																0
TD Punt Returns	0	0																0
TD Sp. Teams	0	0																0
TD Def. Returns	0	0																0
FG Attempts	2	2																4
FG Made	2	1																3
Safety	0	0																0
2-Pt Attempts	0	0																0
2-Pt Made	0	0																0
TOP	32:47	19:49																26:18

SACKS / QB HITS / PASSES DEFENSED

2024 REGULAR SEASON

QUARTERBACK SACKS				
DATE	OPPONENT	SACKS	YARDS	PLAYERS
09/06	at Philadelphia	2.0	12	Rashan Gary 1.0-6.0, Keisean Nixon 1.0-6.0
09/15	Indianapolis	1.0	6	Devonte Wyatt 1.0-6.0
09/22	at Tennessee	--	--	
09/29	Minnesota	--	--	
10/06	at L.A. Rams	--	--	
10/13	Arizona	--	--	
10/20	Houston	--	--	
10/27	at Jacksonville	--	--	
11/03	Detroit	--	--	
11/17	at Chicago	--	--	
11/24	San Francisco	--	--	
11/28	Miami	--	--	
12/05	at Detroit	--	--	
12/15	at Seattle	--	--	
12/23	New Orleans	--	--	
12/29	at Minnesota	--	--	
01/05	Chicago	--	--	
TOTALS		3.0	18	RASHAN GARY 1.0-6.0, KEISEAN NIXON 1.0-6.0, DEVONTE WYATT 1.0-6.0

QUARTERBACK HITS			
DATE	OPPONENT	QBH	PLAYERS
09/06	at Philadelphia	5	Rashan Gary 2, Keisean Nixon 2, Isaiah McDuffie 1
09/15	Indianapolis	3	Devonte Wyatt 2, Isaiah McDuffie 1
09/22	at Tennessee	--	
09/29	Minnesota	--	
10/06	at L.A. Rams	--	
10/13	Arizona	--	
10/20	Houston	--	
10/27	at Jacksonville	--	
11/03	Detroit	--	
11/17	at Chicago	--	
11/24	San Francisco	--	
11/28	Miami	--	
12/05	at Detroit	--	
12/15	at Seattle	--	
12/23	New Orleans	--	
12/29	at Minnesota	--	
01/05	Chicago	--	
TOTALS		8	RASHAN GARY 2, ISAIAH MCDUFFIE 2, KEISEAN NIXON 2, DEVONTE WYATT 2

PASSES DEFENSED			
DATE	OPPONENT	PD	PLAYERS
09/06	at Philadelphia	6	Jaire Alexander 2, Edgerrin Cooper 1, Rashan Gary 1, Xavier McKinney 1, Keisean Nixon 1
09/15	Indianapolis	7	Jaire Alexander 1, Javon Bullard 1, Isaiah McDuffie 1, Xavier McKinney 1, Carrington Valentine 1, Evan Williams 1, Eric Wilson 1
09/22	at Tennessee	--	
09/29	Minnesota	--	
10/06	at L.A. Rams	--	
10/13	Arizona	--	
10/20	Houston	--	
10/27	at Jacksonville	--	
11/03	Detroit	--	
11/17	at Chicago	--	
11/24	San Francisco	--	
11/28	Miami	--	
12/05	at Detroit	--	
12/15	at Seattle	--	
12/23	New Orleans	--	
12/29	at Minnesota	--	
01/05	Chicago	--	
TOTALS		13	JAIRE ALEXANDER 3, XAVIER MCKINNEY 2, JAVON BULLARD 1, EDGERRIN COOPER 1, RASHAN GARY 1, ISAIAH MCDUFFIE 1, KEISEAN NIXON 1, CARRINGTON VALENTINE 1, EVAN WILLIAMS 1, ERIC WILSON 1

INTERCEPTIONS - FUMBLES

INTERCEPTIONS (AS OF SEP 17, 2024, 2:05 AM CDT) 2024 : REGULAR SEASON

PACKERS INTERCEPTIONS		
PLAYERS	TIMES	WHERE/WHEN
Xavier McKinney	2	1 at Philadelphia - (9/6); 1 Indianapolis - (9/15)
Jaire Alexander	1	1 at Philadelphia - (9/6)
Evan Williams	1	1 Indianapolis - (9/15)
Eric Wilson	1	1 Indianapolis - (9/15)
2024 TOTALS	5	

(AS OF SEP 17, 2024, 2:05 AM CDT) 2024 : REGULAR SEASON

PLAYER	FUMBLES	LOST	OWN RECOVERED	OWN REC YARDS	FUMBLED GAMES
Josh Jacobs	2	1	0	0	0 - at Philadelphia (9/6); 1 - vs Indianapolis (9/15);
Jayden Reed	1	0	0	0	0 - vs Indianapolis (9/15);
Bo Milton	0	0	1	0	0 - at Philadelphia (9/6);
2024 TOTALS	3	1	1	0	--

INDIVIDUAL GXG STATS: PASSING

2024 REGULAR SEASON INDIVIDUAL GAME-BY-GAME STATS

PASSING:

JORDAN LOVE

DATE	OPP.	ATT	CMP	YDS	CMP%	Y/A	Y/C	TD	TD%	INT	INT%	LG	SK/YD	RATE
09/06	at Philadelphia	34	17	260	50.0%	7.6	15.3	2	5.9%	1	2.9%	70t	1/5	83.0
09/15	Indianapolis													
09/22	at Tennessee													
09/29	Minnesota													
10/06	at L.A. Rams													
10/13	Arizona													
10/20	Houston													
10/27	at Jacksonville													
11/03	Detroit													
11/17	at Chicago													
11/24	San Francisco													
11/28	Miami													
12/05	at Detroit													
12/15	at Seattle													
12/23	New Orleans													
12/29	at Minnesota													
01/05	Chicago													
TOTALS		34	17	260	50.0%	7.6	15.3	2	5.9%	1	2.9%	70t	1/5	83.0
CAREER TOTALS		696	439	5,025	63.1%	7.2	0.0	37	5.3%	15	2.2%	77	34/270	93.5

INACTIVE/INJURY

PASSING:

MALIK WILLIS

DATE	OPP.	ATT	CMP	YDS	CMP%	Y/A	Y/C	TD	TD%	INT	INT%	LG	SK/YD	RATE
09/06	at Philadelphia	1	0	0	0.0%	0.0	0.0	0	0.0%	0	0.0%	0	1/4	39.6
09/15	Indianapolis	14	12	122	85.7%	8.7	10.2	1	7.1%	0	0.0%	39	0/0	126.8
09/22	at Tennessee													
09/29	Minnesota													
10/06	at L.A. Rams													
10/13	Arizona													
10/20	Houston													
10/27	at Jacksonville													
11/03	Detroit													
11/17	at Chicago													
11/24	San Francisco													
11/28	Miami													
12/05	at Detroit													
12/15	at Seattle													
12/23	New Orleans													
12/29	at Minnesota													
01/05	Chicago													
TOTALS		15	12	122	80.0%	8.1	10.2	1	6.7%	0	0.0%	39	1/4	122.8
CAREER TOTALS		81	47	472	58.0%	5.8	0.0	1	1.2%	3	3.7%	48	15/83	63.4

INDIVIDUAL GXG STATS: RUSHING

2024 REGULAR SEASON INDIVIDUAL GAME-BY-GAME STATS																
RUSHING:		JOSH JACOBS					MARSHAWN LLOYD					BO MELTON				
DATE	OPP.	NO.	YDS	AVG	LG	TD	NO.	YDS	AVG	LG	TD	NO.	YDS	AVG	LG	TD
09/06	at Philadelphia	16	84	5.3	32	0	<i>INACTIVE/INJURY</i>					0	0	0.0	--	0
09/15	Indianapolis	32	151	4.7	34	0	6	15	2.5	5	0	2	8	4.0	16	0
09/22	at Tennessee															
09/29	Minnesota															
10/06	at L.A. Rams															
10/13	Arizona															
10/20	Houston															
10/27	at Jacksonville															
11/03	Detroit															
11/17	at Chicago															
11/24	San Francisco															
11/28	Miami															
12/05	at Detroit															
12/15	at Seattle															
12/23	New Orleans															
12/29	at Minnesota															
01/05	Chicago															
TOTALS		48	235	4.9	34	0	6	15	2.5	5	0	2	8	4.0	16	0
CAREER TOTALS		1,353	5,780	4.3	86t	46	6	15	2.5	5	0	5	29	5.8	16	0

RUSHING:		JAYDEN REED					MALIK WILLIS					EMANUEL WILSON				
DATE	OPP.	NO.	YDS	AVG	LG	TD	NO.	YDS	AVG	LG	TD	NO.	YDS	AVG	LG	TD
09/06	at Philadelphia	1	33	33.0	33t	1	0	0	0.0	--	0	4	46	11.5	18	0
09/15	Indianapolis	2	37	18.5	22	0	6	41	6.8	19	0	5	9	1.8	4	0
09/22	at Tennessee															
09/29	Minnesota															
10/06	at L.A. Rams															
10/13	Arizona															
10/20	Houston															
10/27	at Jacksonville															
11/03	Detroit															
11/17	at Chicago															
11/24	San Francisco															
11/28	Miami															
12/05	at Detroit															
12/15	at Seattle															
12/23	New Orleans															
12/29	at Minnesota															
01/05	Chicago															
TOTALS		3	70	23.3	33t	1	6	41	6.8	19	0	9	55	6.1	18	0
CAREER TOTALS		14	189	13.5	33t	3	38	185	4.9	19	1	23	140	6.1	31	0

INDIVIDUAL GXG STATS: RECEIVING

2024 REGULAR SEASON INDIVIDUAL GAME-BY-GAME STATS

RECEIVING:		ROMEO DOUBS					JOSH JACOBS					TUCKER KRAFT				
DATE	OPP.	NO.	YDS	AVG	LG	TD	NO.	YDS	AVG	LG	TD	NO.	YDS	AVG	LG	TD
09/06	at Philadelphia	4	50	12.5	19	0	2	20	10.0	11	0	2	37	18.5	29	0
09/15	Indianapolis	3	62	20.7	39	0	0	0	0.0	--	0	2	16	8.0	17	0
09/22	at Tennessee															
09/29	Minnesota															
10/06	at L.A. Rams															
10/13	Arizona															
10/20	Houston															
10/27	at Jacksonville															
11/03	Detroit															
11/17	at Chicago															
11/24	San Francisco															
11/28	Miami															
12/05	at Detroit															
12/15	at Seattle															
12/23	New Orleans															
12/29	at Minnesota															
01/05	Chicago															
TOTALS		7	112	16.0	39	0	2	20	10.0	11	0	4	53	13.3	29	0
CAREER TOTALS		108	1,211	11.2	39	11	199	1,468	7.4	43	0	35	408	11.7	43	2

RECEIVING:		MARSHAWN LLOYD					LUKE MUSGRAVE					JAYDEN REED				
DATE	OPP.	NO.	YDS	AVG	LG	TD	NO.	YDS	AVG	LG	TD	NO.	YDS	AVG	LG	TD
09/06	at Philadelphia						0	0	0.0	--	0	4	138	34.5	70t	1
09/15	Indianapolis	1	3	3.0	3	0	1	6	6.0	6	0	2	9	4.5	9	0
09/22	at Tennessee															
09/29	Minnesota															
10/06	at L.A. Rams															
10/13	Arizona															
10/20	Houston															
10/27	at Jacksonville															
11/03	Detroit															
11/17	at Chicago															
11/24	San Francisco															
11/28	Miami															
12/05	at Detroit															
12/15	at Seattle															
12/23	New Orleans															
12/29	at Minnesota															
01/05	Chicago															
TOTALS		1	3	3.0	3	0	1	6	6.0	6	0	6	147	24.5	70t	1
CAREER TOTALS		1	3	3.0	3	0	35	358	10.2	37	1	70	940	13.4	70t	9

RECEIVING:		CHRISTIAN WATSON					DONTAYVION WICKS					EMANUEL WILSON				
DATE	OPP.	NO.	YDS	AVG	LG	TD	NO.	YDS	AVG	LG	TD	NO.	YDS	AVG	LG	TD
09/06	at Philadelphia	3	13	4.3	6	1	0	0	0.0	--	0	2	2	1.0	2	0
09/15	Indianapolis	0	0	0.0	--	0	3	26	8.7	14t	1	0	0	0.0	--	0
09/22	at Tennessee															
09/29	Minnesota															
10/06	at L.A. Rams															
10/13	Arizona															
10/20	Houston															
10/27	at Jacksonville															
11/03	Detroit															
11/17	at Chicago															
11/24	San Francisco															
11/28	Miami															
12/05	at Detroit															
12/15	at Seattle															
12/23	New Orleans															
12/29	at Minnesota															
01/05	Chicago															
TOTALS		3	13	4.3	6	1	3	26	8.7	14t	1	2	2	1.0	2	0
CAREER TOTALS		72	1,046	14.5	77	13	42	607	14.5	35	5	6	25	4.2	9	0

INDIVIDUAL GXG STATS: DEFENSIVE

2024 REGULAR SEASON INDIVIDUAL DEFENSIVE GAME-BY-GAME STATS																																					
		JAIRE ALEXANDER									KARL BROOKS									JAVON BULLARD																	
DATE	OPP.	S	A	TK	TFL	TFLY	SK	SKY	INT	FR	FF	PR	PD	S	A	TK	TFL	TFLY	SK	SKY	INT	FR	FF	PR	PD	S	A	TK	TFL	TFLY	SK	SKY	INT	FR	FF	PR	PD
09/06	at Philadelphia	4	0	4	0	0	0.0	0.0	1	0	0	0	2	2	2	4	0	0	0.0	0.0	0	0	0	0	0	7	4	11	0	0	0.0	0.0	0	0	0	0	0
09/15	Indianapolis	2	0	2	0	0	0.0	0.0	0	0	0	0	1	0	0	0	0	0	0.0	0.0	0	0	0	0	0	3	2	5	0	0	0.0	0.0	0	0	0	0	1
09/22	at Tennessee																																				
09/29	Minnesota																																				
10/06	at L.A. Rams																																				
10/13	Arizona																																				
10/20	Houston																																				
10/27	at Jacksonville																																				
11/03	Detroit																																				
11/17	at Chicago																																				
11/24	San Francisco																																				
11/28	Miami																																				
12/05	at Detroit																																				
12/15	at Seattle																																				
12/23	New Orleans																																				
12/29	at Minnesota																																				
01/05	Chicago																																				
TOTALS		6	0	6	0	0	0.0	0.0	1	0	0	0	3	2	2	4	0	0	0.0	0.0	0	0	0	0	0	10	6	16	0	0	0.0	0.0	0	0	0	0	1
CAREER TOTALS		223	69	292	12	50	1.5	7.0	11	1	3	2	76	14	10	24	6	34	4.0	31.0	0	2	1	5	4	10	6	16	0	0	0.0	0.0	0	0	0	0	1

2024 REGULAR SEASON INDIVIDUAL DEFENSIVE GAME-BY-GAME STATS																																					
		KENNY CLARK									EDGERRIN COOPER									KINGSLEY ENAGBARE																	
DATE	OPP.	S	A	TK	TFL	TFLY	SK	SKY	INT	FR	FF	PR	PD	S	A	TK	TFL	TFLY	SK	SKY	INT	FR	FF	PR	PD	S	A	TK	TFL	TFLY	SK	SKY	INT	FR	FF	PR	PD
09/06	at Philadelphia	1	1	2	0	0	0.0	0.0	0	0	0	0	0	2	1	3	0	0	0.0	0.0	0	0	0	0	1	0	0	0	0	0	0.0	0.0	0	0	0	0	0
09/15	Indianapolis	2	1	3	0	0	0.0	0.0	0	0	0	0	0	1	0	1	0	0	0.0	0.0	0	0	0	0	0	0	1	1	0	0	0.0	0.0	0	0	0	0	0
09/22	at Tennessee																																				
09/29	Minnesota																																				
10/06	at L.A. Rams																																				
10/13	Arizona																																				
10/20	Houston																																				
10/27	at Jacksonville																																				
11/03	Detroit																																				
11/17	at Chicago																																				
11/24	San Francisco																																				
11/28	Miami																																				
12/05	at Detroit																																				
12/15	at Seattle																																				
12/23	New Orleans																																				
12/29	at Minnesota																																				
01/05	Chicago																																				
TOTALS		3	2	5	0	0	0.0	0.0	0	0	0	0	0	3	1	4	0	0	0.0	0.0	0	0	0	0	1	0	1	1	0	0	0.0	0.0	0	0	0	0	0
CAREER TOTALS		258	207	465	52	219	34.0	236.5	0	6	7	90	9	3	1	4	0	0	0.0	0.0	0	0	0	0	1	43	24	67	13	32	5.0	17.0	0	1	1	14	4

2024 REGULAR SEASON INDIVIDUAL DEFENSIVE GAME-BY-GAME STATS																																					
		RASHAN GARY									ISIAH MCDUFFIE									XAVIER MCKINNEY																	
DATE	OPP.	S	A	TK	TFL	TFLY	SK	SKY	INT	FR	FF	PR	PD	S	A	TK	TFL	TFLY	SK	SKY	INT	FR	FF	PR	PD	S	A	TK	TFL	TFLY	SK	SKY	INT	FR	FF	PR	PD
09/06	at Philadelphia	1	2	3	1	6	1.0	6.0	0	0	0	0	2	3	3	6	0	0	0.0	0.0	0	0	0	1	0	3	1	4	0	0	0.0	0.0	1	0	0	0	1
09/15	Indianapolis	0	0	0	0	0	0.0	0.0	0	0	0	0	0	3	1	4	0	0	0.0	0.0	0	0	0	1	1	3	1	4	1	4	0.0	0.0	1	0	0	0	1
09/22	at Tennessee																																				
09/29	Minnesota																																				
10/06	at L.A. Rams																																				
10/13	Arizona																																				
10/20	Houston																																				
10/27	at Jacksonville																																				
11/03	Detroit																																				
11/17	at Chicago																																				
11/24	San Francisco																																				
11/28	Miami																																				
12/05	at Detroit																																				
12/15	at Seattle																																				
12/23	New Orleans																																				
12/29	at Minnesota																																				
01/05	Chicago																																				
TOTALS		1	2	3	1	6	1.0	6.0	0	0	0	2	1	6	4	10	0	0	0.0	0.0	0	0	0	2	1	6	2	8	1	4	0.0	0.0	2	0	0	0	2
CAREER TOTALS		105	86	191	31	188	32.5	213.5	0	6	5	82	5	77	45	122	5	8	0.5	5.0	0	0	0	6	2	185	100	285	7	19	1.5	11.0	11	2	2	2	29

INDIVIDUAL GXG STATS: DEFENSIVE

		ERIC STOKES										CARRINGTON VALENTINE										LUKAS VAN NESS															
DATE	OPP.	S	A	TK	TFL	TFL Y	SK	SKY	INT	FR	FF	PR	PD	S	A	TK	TFL	TFL Y	SK	SKY	INT	FR	FF	PR	PD	S	A	TK	TFL	TFL Y	SK	SKY	INT	FR	FF	PR	PD
09/06	at Philadelphia	1	1	2	0	0	0.0	0.0	0	0	0	0	0	0	0	0	0	0	0.0	0.0	0	0	0	0	0	2	0	2	0	0	0.0	0.0	0	0	0	0	0
09/15	Indianapolis	0	1	1	0	0	0.0	0.0	0	0	0	0	0	0	2	2	0	0	0.0	0.0	0	0	0	0	1	1	0	1	1	3	0.0	0.0	0	0	0	0	0
09/22	at Tennessee																																				
09/29	Minnesota																																				
10/06	at L.A. Rams																																				
10/13	Arizona																																				
10/20	Houston																																				
10/27	at Jacksonville																																				
11/03	Detroit																																				
11/17	at Chicago																																				
11/24	San Francisco																																				
11/28	Miami																																				
12/05	at Detroit																																				
12/15	at Seattle																																				
12/23	New Orleans																																				
12/29	at Minnesota																																				
01/05	Chicago																																				
TOTALS		1	2	3	0	0	0.0	0.0	0	0	0	0	0	0	2	2	0	0	0.0	0.0	0	0	0	0	1	3	0	3	1	3	0.0	0.0	0	0	0	0	0
CAREER TOTALS		69	20	89	1	0	0.0	0.0	1	0	0	14	32	32	12	44	0	0	0.0	0.0	0	1	0	10	10	27	8	35	9	43	4.0	31.0	0	0	0	10	1

		QUAY WALKER										EVAN WILLIAMS										ERIC WILSON															
DATE	OPP.	S	A	TK	TFL	TFL Y	SK	SKY	INT	FR	FF	PR	PD	S	A	TK	TFL	TFL Y	SK	SKY	INT	FR	FF	PR	PD	S	A	TK	TFL	TFL Y	SK	SKY	INT	FR	FF	PR	PD
09/06	at Philadelphia	7	4	11	1	2	0.0	0.0	0	0	0	0	0	0	0	0	0	0	0.0	0.0	0	0	0	0	0	3	1	4	2	6	0.0	0.0	0	0	0	0	0
09/15	Indianapolis	6	0	6	0	0	0.0	0.0	0	0	0	0	0	2	0	2	0	0	0.0	0.0	1	0	0	0	1	1	0	1	0	0	0.0	0.0	1	0	1	0	1
09/22	at Tennessee																																				
09/29	Minnesota																																				
10/06	at L.A. Rams																																				
10/13	Arizona																																				
10/20	Houston																																				
10/27	at Jacksonville																																				
11/03	Detroit																																				
11/17	at Chicago																																				
11/24	San Francisco																																				
11/28	Miami																																				
12/05	at Detroit																																				
12/15	at Seattle																																				
12/23	New Orleans																																				
12/29	at Minnesota																																				
01/05	Chicago																																				
TOTALS		13	4	17	1	2	0.0	0.0	0	0	0	0	0	2	0	2	0	0	0.0	0.0	1	0	0	1	4	1	5	2	6	0.0	0.0	1	0	1	0	1	
CAREER TOTALS		145	109	254	13	30	4.0	30.0	1	1	3	9	10	2	0	2	0	0	0.0	0.0	1	0	0	1	151	132	283	22	93	9.0	53.5	5	2	2	21	10	

		DEVONTE WYATT											
DATE	OPP.	S	A	TK	TFL	TFL Y	SK	SKY	INT	FR	FF	PR	PD
09/06	at Philadelphia	1	0	1	1	3	0.0	0.0	0	1	0	0	0
09/15	Indianapolis	2	0	2	2	7	1.0	6.0	0	0	0	2	0
09/22	at Tennessee												
09/29	Minnesota												
10/06	at L.A. Rams												
10/13	Arizona												
10/20	Houston												
10/27	at Jacksonville												
11/03	Detroit												
11/17	at Chicago												
11/24	San Francisco												
11/28	Miami												
12/05	at Detroit												
12/15	at Seattle												
12/23	New Orleans												
12/29	at Minnesota												
01/05	Chicago												
TOTALS		3	0	3	3	10	1.0	6.0	0	1	0	2	0
CAREER TOTALS		29	25	54	9	47	8.0	48.0	0	2	1	16	1

INDIVIDUAL GXG STATS: FIELD GOALS

2024 REGULAR SEASON INDIVIDUAL GAME-BY-GAME STATS

FIELD GOALS:		BRAYDEN NARVESON									
DATE	OPP.	0-19	20-29	30-39	40-49	50+	TOTAL	FGM	FGA	PCT	LG
09/06	at Philadelphia	0/0	2/2	1/1	0/1	0/0	3/4	3	4	75.0%	31
09/15	Indianapolis	0/0	0/0	1/1	2/3	0/0	3/4	3	4	75.0%	46
09/22	at Tennessee										
09/29	Minnesota										
10/06	at L.A. Rams										
10/13	Arizona										
10/20	Houston										
10/27	at Jacksonville										
11/03	Detroit										
11/17	at Chicago										
11/24	San Francisco										
11/28	Miami										
12/05	at Detroit										
12/15	at Seattle										
12/23	New Orleans										
12/29	at Minnesota										
01/05	Chicago										
TOTALS		0/0	2/2	2/2	2/4	0/0	6/8	6	8	75.0%	46

INDIVIDUAL GXG STATS: PUNTING

2024 REGULAR SEASON INDIVIDUAL GAME-BY-GAME STATS

PUNTING:		DANIEL WHELAN							
DATE	OPP.	NO.	YDS	AVG	TB	IN 20	LG	NET	BLK
09/06	at Philadelphia	2	74	37.0	0	1	41	37.0	0
09/15	Indianapolis	3	139	46.3	0	3	59	46.3	0
09/22	at Tennessee								
09/29	Minnesota								
10/06	at L.A. Rams								
10/13	Arizona								
10/20	Houston								
10/27	at Jacksonville								
11/03	Detroit								
11/17	at Chicago								
11/24	San Francisco								
11/28	Miami								
12/05	at Detroit								
12/15	at Seattle								
12/23	New Orleans								
12/29	at Minnesota								
01/05	Chicago								
TOTALS		5	213	42.6	0	4	59	42.6	0

INDIVIDUAL GXG STATS: KICKOFF RETURNS

2024 REGULAR SEASON INDIVIDUAL GAME-BY-GAME STATS

KICKOFF RETURNS:		KEISEAN NIXON					
DATE	OPP.	NO.	YDS	AVG	LG	FC	TD
09/06	at Philadelphia	1	24	24.0	24	0	0
09/15	Indianapolis	0	0	0.0	0	0	0
09/22	at Tennessee						
09/29	Minnesota						
10/06	at L.A. Rams						
10/13	Arizona						
10/20	Houston						
10/27	at Jacksonville						
11/03	Detroit						
11/17	at Chicago						
11/24	San Francisco						
11/28	Miami						
12/05	at Detroit						
12/15	at Seattle						
12/23	New Orleans						
12/29	at Minnesota						
01/05	Chicago						
TOTALS		1	24	24.0	24	0	0

INDIVIDUAL GXG STATS: PUNT RETURNS

2024 REGULAR SEASON INDIVIDUAL GAME-BY-GAME STATS

PUNT RETURNS:		JAYDEN REED					
DATE	OPP.	NO.	YDS	AVG	LG	FC	TD
09/06	at Philadelphia	0	0	0.0	0	2	0
09/15	Indianapolis	1	0	0.0	0	1	0
09/22	at Tennessee						
09/29	Minnesota						
10/06	at L.A. Rams						
10/13	Arizona						
10/20	Houston						
10/27	at Jacksonville						
11/03	Detroit						
11/17	at Chicago						
11/24	San Francisco						
11/28	Miami						
12/05	at Detroit						
12/15	at Seattle						
12/23	New Orleans						
12/29	at Minnesota						
01/05	Chicago						
TOTALS		1	0	0.0	0	3	0

INDIVIDUAL SINGLE-GAME HIGHS

2024 REGULAR SEASON PACKERS INDIVIDUAL SINGLE-GAME HIGHS

Touchdowns	2	Jayden Reed	at Eagles	09/06
Passes Attempted	34	Jordan Love	at Eagles	09/06
Passes Completed	17	Jordan Love	at Eagles	09/06
Completion Percentage	85.7	Malik Willis	vs. Colts	09/15
Passing Yards	260	Jordan Love	at Eagles	09/06
Yards Per Attempt	8.7	Malik Willis	vs. Colts	09/15
Touchdown Passes	2	Jordan Love	at Eagles	09/06
Pass Receptions	4	Romeo Doubs	at Eagles	09/06
		Jayden Reed	at Eagles	09/06
Receiving Yards	138	Jayden Reed	at Eagles	09/06
Touchdown Receptions	1	Dontayvion Wicks	vs. Colts	09/15
		Jayden Reed	at Eagles	09/06
		Christian Watson	at Eagles	09/06
Rushing Yards	151	Josh Jacobs	vs. Colts	09/15
Rushing Attempts	32	Josh Jacobs	vs. Colts	09/15
Rushing Average	5.3	Josh Jacobs	at Eagles	09/06
Rushing Touchdowns	1	Jayden Reed	at Eagles	09/06
Yards From Scrimmage	171	Jayden Reed	at Eagles	09/06
Combined Net Yards	171	Jayden Reed	at Eagles	09/06
Interceptions Made	1	Xavier McKinney	vs. Colts	09/15
		Evan Williams	vs. Colts	09/15
		Eric Wilson	vs. Colts	09/15
		Jaire Alexander	at Eagles	09/06
		Xavier McKinney	at Eagles	09/06
Interceptions Thrown	1	Jordan Love	at Eagles	09/06
INT Return Yards	18	Xavier McKinney	vs. Colts	09/15
Tackles	11	Javon Bullard	at Eagles	09/06
		Quay Walker	at Eagles	09/06
Sacks	1.0	Devonte Wyatt	vs. Colts	09/15
		Rashan Gary	at Eagles	09/06
		Keisean Nixon	at Eagles	09/06
Punts	3	Daniel Whelan	vs. Colts	09/15
Punts Inside the 20	3	Daniel Whelan	vs. Colts	09/15
Punting Average	46.3	Daniel Whelan	vs. Colts	09/15
Punt Returns	1	Jayden Reed	vs. Colts	09/15
Kickoff Returns	1	Keisean Nixon	at Eagles	09/06
Kickoff Return Yards	24	Keisean Nixon	at Eagles	09/06
Field Goals Attempted	4	Brayden Narveson	vs. Colts	09/15
		Brayden Narveson	at Eagles	09/06
Field Goals Made	3	Brayden Narveson	vs. Colts	09/15
		Brayden Narveson	at Eagles	09/06

2024 REGULAR SEASON GREEN BAY PACKERS LONGEST PLAYS

Run From Scrimmage	34	Josh Jacobs	vs. Colts	09/15
Touchdown Run	33	Jayden Reed	at Eagles	09/06
Passing Long	70	Jordan Love	at Eagles	09/06
Touchdown Pass Long	70	Jordan Love	at Eagles	09/06
Pass Reception	70	Jayden Reed	at Eagles	09/06
Touchdown Reception	70	Jayden Reed	at Eagles	09/06
Interception Return	18	Xavier McKinney	vs. Colts	09/15
Kickoff Return	24	Keisean Nixon	at Eagles	09/06
Punt	59	Daniel Whelan	vs. Colts	09/15
Field Goal	46	Brayden Narveson	vs. Colts	09/15
Field Goal Attempt	46	Brayden Narveson	vs. Colts	09/15

SCORING DRIVES

PACKERS 2024 REGULAR SEASON SCORING DRIVES

DATE	OPPONENT	ACQUIRED	DRIVE				FIRST		SCORING PLAY	GB	OPP
			START	PLAYS	YARDS	Q TIME	DOWN				
09/06	at Philadelphia	Interception	PHI 19	5	6	Q1 2:20	1	B. Narveson: 31-yard FG	3	0	
		Fumble	PHI 13	8	8	Q1 4:05	1	B. Narveson: 23-yard FG	6	0	
		Kickoff	GB 30	5	70	Q2 2:22	3	J. Reed: 33-yard run	12	7	
		Kickoff	GB 30	3	70	Q2 0:23	1	J. Reed: 70-yard pass from J. Love	19	14	
		Kickoff	GB 30	6	70	Q3 2:14	4	C. Watson: 2-yard pass from J. Love	26	24	
		Interception	GB 13	10	79	Q4 5:01	3	B. Narveson: 26-yard FG	29	31	
09/15	Indianapolis	Kickoff	GB 30	8	42	Q1 4:30	2	B. Narveson: 46-yard FG	3	0	
		Punt	GB 18	11	82	Q1 6:21	5	D. Wicks: 14-yard pass from M.	10	0	
		Downs	IND 7	7	23	Q3 3:55	1	Willis	13	0	
		Missed FG	46	7	44	Q4 3:22	1	B. Narveson: 42-yard FG	16	3	
			GB 40					B. Narveson: 34-yard FG			
09/22	--	--	--	--	--	--	--	--	--		
09/29	--	--	--	--	--	--	--	--	--		
10/06	--	--	--	--	--	--	--	--	--		
10/13	--	--	--	--	--	--	--	--	--		
10/20	--	--	--	--	--	--	--	--	--		
10/27	--	--	--	--	--	--	--	--	--		
11/03	--	--	--	--	--	--	--	--	--		
11/17	--	--	--	--	--	--	--	--	--		
11/24	--	--	--	--	--	--	--	--	--		
11/28	--	--	--	--	--	--	--	--	--		
12/05	--	--	--	--	--	--	--	--	--		
12/15	--	--	--	--	--	--	--	--	--		
12/23	--	--	--	--	--	--	--	--	--		
12/29	--	--	--	--	--	--	--	--	--		
01/05	--	--	--	--	--	--	--	--	--		
AVG			7.0	49.4	3:27	2.2					
TOTALS			70	494	34:33	22					

DRIVE CHARTS - OPENING DRIVES

2024 REGULAR SEASON

		PACKERS								OPPONENT							
		FIRST HALF				SECOND HALF				FIRST HALF				SECOND HALF			
DATE	OPPONENT	PLAYS	YDS	TIME	RESULT	PLAYS	YDS	TIME	RESULT	PLAYS	YDS	TIME	RESULT	PLAYS	YDS	TIME	RESULT
09/06	at Philadelphia	6	22	3:20	Punt	6	70	2:14	TD	3	-5	0:54	INT	2	70	0:51	TD
09/15	Indianapolis	8	42	4:30	FG	7	23	3:55	FG	3	3	0:51	Punt	6	16	2:40	Downs

DRIVE EFFICIENCY - GAME-BY-GAME

2024 REGULAR SEASON GREEN BAY PACKERS DRIVES ENDED BY...
(THROUGH WEEK 2)

DATE	TEAMS	DRIVES	3/OUT	TD	FGA	FGM	PNT	DWN	TRN	SAF	CLK	POINTS	PTS/DRV	EFF
9/6	Green Bay at Philadelphia	11 11	1 4	3 4	4 2	3 2	2 2	0 0	1 3	0 0	1 0	29 34	2.64 3.09	0.545 0.545
9/15	Green Bay Indianapolis	10 10	2 1	1 1	4 2	3 1	3 3	0 1	1 3	0 0	1 0	16 10	1.60 1.00	0.400 0.200
9/22	Green Bay at Tennessee	-- --	-- --	-- --	-- --	-- --	-- --	-- --	-- --	-- --	-- --	-- --	-- --	-- --
9/29	Green Bay Minnesota	-- --	-- --	-- --	-- --	-- --	-- --	-- --	-- --	-- --	-- --	-- --	-- --	-- --
10/6	Green Bay at L.A. Rams	-- --	-- --	-- --	-- --	-- --	-- --	-- --	-- --	-- --	-- --	-- --	-- --	-- --
10/13	Green Bay Arizona	-- --	-- --	-- --	-- --	-- --	-- --	-- --	-- --	-- --	-- --	-- --	-- --	-- --
10/20	Green Bay Houston	-- --	-- --	-- --	-- --	-- --	-- --	-- --	-- --	-- --	-- --	-- --	-- --	-- --
10/27	Green Bay at Jacksonville	-- --	-- --	-- --	-- --	-- --	-- --	-- --	-- --	-- --	-- --	-- --	-- --	-- --
11/3	Green Bay Detroit	-- --	-- --	-- --	-- --	-- --	-- --	-- --	-- --	-- --	-- --	-- --	-- --	-- --
11/17	Green Bay at Chicago	-- --	-- --	-- --	-- --	-- --	-- --	-- --	-- --	-- --	-- --	-- --	-- --	-- --
11/24	Green Bay San Francisco	-- --	-- --	-- --	-- --	-- --	-- --	-- --	-- --	-- --	-- --	-- --	-- --	-- --
11/28	Green Bay Miami	-- --	-- --	-- --	-- --	-- --	-- --	-- --	-- --	-- --	-- --	-- --	-- --	-- --
12/5	Green Bay at Detroit	-- --	-- --	-- --	-- --	-- --	-- --	-- --	-- --	-- --	-- --	-- --	-- --	-- --
12/15	Green Bay at Seattle	-- --	-- --	-- --	-- --	-- --	-- --	-- --	-- --	-- --	-- --	-- --	-- --	-- --
12/23	Green Bay New Orleans	-- --	-- --	-- --	-- --	-- --	-- --	-- --	-- --	-- --	-- --	-- --	-- --	-- --
12/29	Green Bay at Minnesota	-- --	-- --	-- --	-- --	-- --	-- --	-- --	-- --	-- --	-- --	-- --	-- --	-- --
1/5	Green Bay Chicago	-- --	-- --	-- --	-- --	-- --	-- --	-- --	-- --	-- --	-- --	-- --	-- --	-- --
TOTALS	PACKERS	21	3	4	8	6	5	0	2	0	2	45	2.14	0.476
	OPPONENTS	21	5	5	4	3	5	1	6	0	0	44	2.10	0.381

YARDS GAINED BY DOWN

PACKERS 2024 REGULAR SEASON YARDS GAINED BY DOWN																									
PACKERS										OPPONENT															
		1ST DOWN			2ND DOWN			3RD DOWN			4TH DOWN			1ST DOWN			2ND DOWN			3RD DOWN			4TH DOWN		
Date	Opponent	Att	Yds	Avg	Att	Yds	Avg	Att	Yds	Avg	Att	Yds	Avg	Att	Yds	Avg	Att	Yds	Avg	Att	Yds	Avg			
09/06	at Philadelphia	27	219	8.1	19	74	3.9	11	119	10.8	1	2	2.0	32	128	4.0	27	219	8.1	14	56	4.0	1	7	7.0
09/15	Indianapolis	28	147	5.3	22	108	4.9	17	139	8.2	0	0	0.0	27	215	8.0	15	58	3.9	9	54	6.0	2	11	5.5
09/22	at Tennessee	--	--	--	--	--	--	--	--	--	--	--	--	--	--	--	--	--	--	--	--	--	--	--	
09/29	Minnesota	--	--	--	--	--	--	--	--	--	--	--	--	--	--	--	--	--	--	--	--	--	--	--	
10/06	at L.A. Rams	--	--	--	--	--	--	--	--	--	--	--	--	--	--	--	--	--	--	--	--	--	--	--	
10/13	Arizona	--	--	--	--	--	--	--	--	--	--	--	--	--	--	--	--	--	--	--	--	--	--	--	
10/20	Houston	--	--	--	--	--	--	--	--	--	--	--	--	--	--	--	--	--	--	--	--	--	--	--	
10/27	at Jacksonville	--	--	--	--	--	--	--	--	--	--	--	--	--	--	--	--	--	--	--	--	--	--	--	
11/03	Detroit	--	--	--	--	--	--	--	--	--	--	--	--	--	--	--	--	--	--	--	--	--	--	--	
11/17	at Chicago	--	--	--	--	--	--	--	--	--	--	--	--	--	--	--	--	--	--	--	--	--	--	--	
11/24	San Francisco	--	--	--	--	--	--	--	--	--	--	--	--	--	--	--	--	--	--	--	--	--	--	--	
11/28	Miami	--	--	--	--	--	--	--	--	--	--	--	--	--	--	--	--	--	--	--	--	--	--	--	
12/05	at Detroit	--	--	--	--	--	--	--	--	--	--	--	--	--	--	--	--	--	--	--	--	--	--	--	
12/15	at Seattle	--	--	--	--	--	--	--	--	--	--	--	--	--	--	--	--	--	--	--	--	--	--	--	
12/23	New Orleans	--	--	--	--	--	--	--	--	--	--	--	--	--	--	--	--	--	--	--	--	--	--	--	
12/29	at Minnesota	--	--	--	--	--	--	--	--	--	--	--	--	--	--	--	--	--	--	--	--	--	--	--	
01/05	Chicago	--	--	--	--	--	--	--	--	--	--	--	--	--	--	--	--	--	--	--	--	--	--	--	
TOTALS		55	366	6.7	41	182	4.4	28	258	9.2	1	2	2.0	59	343	5.8	42	277	6.6	23	110	4.8	3	18	6.0

THIRD-DOWN EFFICIENCY

PACKERS 2024 REGULAR SEASON THIRD-DOWN EFFICIENCY

PACKERS												
Date	Opponent	3rd & 1	3rd & 2	3rd & 3	3rd & 4	3rd & 5	3rd & 6	3rd & 7	3rd & 8	3rd & 9	3rd & 10+	Total
09/06	at Philadelphia	0 / 1	0 / 0	0 / 0	0 / 0	1 / 3	1 / 3	0 / 0	0 / 0	0 / 0	1 / 4	3 / 11
09/15	Indianapolis	2 / 2	1 / 1	1 / 1	1 / 1	4 / 4	0 / 1	0 / 1	0 / 0	1 / 1	0 / 5	10 / 17
09/22	at Tennessee	--	--	--	--	--	--	--	--	--	--	--
09/29	Minnesota	--	--	--	--	--	--	--	--	--	--	--
10/06	at L.A. Rams	--	--	--	--	--	--	--	--	--	--	--
10/13	Arizona	--	--	--	--	--	--	--	--	--	--	--
10/20	Houston	--	--	--	--	--	--	--	--	--	--	--
10/27	at Jacksonville	--	--	--	--	--	--	--	--	--	--	--
11/03	Detroit	--	--	--	--	--	--	--	--	--	--	--
11/17	at Chicago	--	--	--	--	--	--	--	--	--	--	--
11/24	San Francisco	--	--	--	--	--	--	--	--	--	--	--
11/28	Miami	--	--	--	--	--	--	--	--	--	--	--
12/05	at Detroit	--	--	--	--	--	--	--	--	--	--	--
12/15	at Seattle	--	--	--	--	--	--	--	--	--	--	--
12/23	New Orleans	--	--	--	--	--	--	--	--	--	--	--
12/29	at Minnesota	--	--	--	--	--	--	--	--	--	--	--
01/05	Chicago	--	--	--	--	--	--	--	--	--	--	--
TOTALS		2 / 3	1 / 1	1 / 1	1 / 1	5 / 7	1 / 4	0 / 1	0 / 0	1 / 1	1 / 9	13 / 28
		66.7%	100.0%	100.0%	100.0%	71.4%	25.0%	0.0%	0.0%	100.0%	11.1%	46.4%
		3RD & 1-3: 4 / 5 = 80.0%				3RD & 4-6: 7 / 12 = 58.3%			3RD & 7-10+: 2 / 11 = 18.2%			

OPPONENT 2024 REGULAR SEASON THIRD-DOWN EFFICIENCY

OPPONENT												
Date	Opponent	3rd & 1	3rd & 2	3rd & 3	3rd & 4	3rd & 5	3rd & 6	3rd & 7	3rd & 8	3rd & 9	3rd & 10+	Total
09/06	at Philadelphia	2 / 4	0 / 1	0 / 0	0 / 0	0 / 0	0 / 1	1 / 2	1 / 3	0 / 0	0 / 3	4 / 14
09/15	Indianapolis	1 / 2	0 / 0	0 / 0	0 / 0	0 / 0	0 / 0	0 / 1	0 / 2	0 / 0	1 / 4	2 / 9
09/22	at Tennessee	--	--	--	--	--	--	--	--	--	--	--
09/29	Minnesota	--	--	--	--	--	--	--	--	--	--	--
10/06	at L.A. Rams	--	--	--	--	--	--	--	--	--	--	--
10/13	Arizona	--	--	--	--	--	--	--	--	--	--	--
10/20	Houston	--	--	--	--	--	--	--	--	--	--	--
10/27	at Jacksonville	--	--	--	--	--	--	--	--	--	--	--
11/03	Detroit	--	--	--	--	--	--	--	--	--	--	--
11/17	at Chicago	--	--	--	--	--	--	--	--	--	--	--
11/24	San Francisco	--	--	--	--	--	--	--	--	--	--	--
11/28	Miami	--	--	--	--	--	--	--	--	--	--	--
12/05	at Detroit	--	--	--	--	--	--	--	--	--	--	--
12/15	at Seattle	--	--	--	--	--	--	--	--	--	--	--
12/23	New Orleans	--	--	--	--	--	--	--	--	--	--	--
12/29	at Minnesota	--	--	--	--	--	--	--	--	--	--	--
01/05	Chicago	--	--	--	--	--	--	--	--	--	--	--
TOTALS		3 / 6	0 / 1	0 / 0	0 / 0	0 / 0	0 / 1	1 / 3	1 / 5	0 / 0	1 / 7	6 / 23
		50.0%	0.0%	0.0%	0.0%	0.0%	0.0%	33.3%	20.0%	0.0%	14.3%	26.1%
		3RD & 1-3: 3 / 7 = 42.9%			3RD & 4-6: 0 / 1 = 0.0%			3RD & 7-10+: 3 / 15 = 20.0%				

FOURTH-DOWN EFFICIENCY

2024 REGULAR SEASON FOURTH-DOWN EFFICIENCY

Date	Opponent	PACKERS						OPPONENT					
		4th & 1	4th & 2	4th & 3	4th & 4	4th & 5+	Total	4th & 1	4th & 2	4th & 3	4th & 4	4th & 5+	Total
09/06	at Philadelphia	0/0	1/1	0/0	0/0	0/0	1/1	0/0	0/0	1/1	0/0	0/0	1/1
09/15	Indianapolis	0/0	0/0	0/0	0/0	0/0	0/0	0/0	0/0	0/0	0/1	1/1	1/2
09/22	at Tennessee	--	--	--	--	--	--	--	--	--	--	--	--
09/29	Minnesota	--	--	--	--	--	--	--	--	--	--	--	--
10/06	at L.A. Rams	--	--	--	--	--	--	--	--	--	--	--	--
10/13	Arizona	--	--	--	--	--	--	--	--	--	--	--	--
10/20	Houston	--	--	--	--	--	--	--	--	--	--	--	--
10/27	at Jacksonville	--	--	--	--	--	--	--	--	--	--	--	--
11/03	Detroit	--	--	--	--	--	--	--	--	--	--	--	--
11/17	at Chicago	--	--	--	--	--	--	--	--	--	--	--	--
11/24	San Francisco	--	--	--	--	--	--	--	--	--	--	--	--
11/28	Miami	--	--	--	--	--	--	--	--	--	--	--	--
12/05	at Detroit	--	--	--	--	--	--	--	--	--	--	--	--
12/15	at Seattle	--	--	--	--	--	--	--	--	--	--	--	--
12/23	New Orleans	--	--	--	--	--	--	--	--	--	--	--	--
12/29	at Minnesota	--	--	--	--	--	--	--	--	--	--	--	--
01/05	Chicago	--	--	--	--	--	--	--	--	--	--	--	--
TOTALS		0/0	1/1	0/0	0/0	0/0	1/1	0/0	0/0	1/1	0/1	1/1	2/3
		0.0%	100.0%	0.0%	0.0%	0.0%	100.0%	0.0%	0.0%	100.0%	0.0%	100.0%	66.7%

INSIDE THE 20

DATE	OPPONENT	OFFENSE	DEFENSE
09/06	at Philadelphia	FG - 31 yards FG - 23 yards TD - Pass FG - 26 yards	TD - Pass TD - Run FG - 38 yards TD - Run Interception FG - 21 yards
09/15	Indianapolis	TD - Pass Fumble FG - 34 yards	FG - 34 yards TD - Pass
09/22	at Tennessee	--	--
09/29	Minnesota	--	--
10/06	at L. A. Rams	--	--
10/13	Arizona	--	--
10/20	Houston	--	--
10/27	at Jacksonville	--	--
11/03	Detroit	--	--
11/17	at Chicago	--	--
11/24	San Francisco	--	--
11/28	Miami	--	--
12/05	at Detroit	--	--
12/15	at Seattle	--	--
12/23	New Orleans	--	--
12/29	at Minnesota	--	--
01/05	Chicago	--	--

OFFENSE DEFENSE		
Inside the 20	7	8
Scores	6	7
Touchdowns	2	4
Field Goals	4	3
Total Points in 20	26	37
Fumbles	1	0
Interceptions	0	1
Missed Field Goals	0	0
Lost on Downs	0	0
End of Half/Game	0	0
TDs Outside	2	1
Red-Zone Percentage	28.6	50.0

GOAL-TO-GO SITUATIONS

DATE	OPPONENT	OFFENSE	DEFENSE
09/06	at Philadelphia	Field Goal - 23 yards TD - Pass	Field Goal - 21 yards
09/15	Indianapolis	Fumble	TD - Pass
09/22	at Tennessee	--	--
09/29	Minnesota	--	--
10/06	at L. A. Rams	--	--
10/13	Arizona	--	--
10/20	Houston	--	--
10/27	at Jacksonville	--	--
11/03	Detroit	--	--
11/17	at Chicago	--	--
11/24	San Francisco	--	--
11/28	Miami	--	--
12/05	at Detroit	--	--
12/15	at Seattle	--	--
12/23	New Orleans	--	--
12/29	at Minnesota	--	--
01/05	Chicago	--	--

	OFFENSE	DEFENSE
Goal-To-Go Situations	3	2
Scores	2	2
Touchdowns	1	1
Field Goals	1	1
Total Points	10	10
Fumbles	1	0
Interceptions	0	0
Missed Field Goals	0	0
Missed Field Goals (G2G)	0	0
Lost on Downs	0	0
End of Half/Game	0	0
Goal-to-Go Percentage	33.3	50.0

BIG PLAYS OF 20+ YARDS

2024 REGULAR SEASON - BIG PLAYS OF 20+ YARDS

DATE	OPPONENT	QTR	PACKERS PLAYER	RUN	PASS	DOWN	RESULT	QTR	OPP. PLAYER	RUN	PASS	DOWN	RESULT	
09/06	at Philadelphia	2	Jayden Reed run	33		1-10-PHI 33	TD	2	Jalen Hurts -> A.J. Brown	20		3-8-PHI 32	TD	
		2	Jordan Love -> Jayden Reed		70	3-10-GB 30	TD	2	Jalen Hurts -> DeVonta Smith	25		2-9-GB 47	TD	
		3	Jordan Love -> Tucker Kraft		29	1-10-PHI 45	TD	2	Jalen Hurts -> Dallas Goedert	21		3-7-PHI 39	FG	
		3	Josh Jacobs run		22	1-10-PHI 47	Miss FG	3	Jalen Hurts -> A.J. Brown		67		2-9-PHI 33	TD
		4	Josh Jacobs run		32	1-10-GB 13	FG	3	Saquon Barkley run	34		1-10-PHI 33	INT	
4	Jordan Love -> Jayden Reed		26	3-5-50	FG									
4	Jordan Love -> Jayden Reed		33	1-10-GB 16	Game									
09/15	Indianapolis	1	Josh Jacobs run	34		1-20-GB 35	FG	3	Anthony Richardson -> Mo Alie-Cox	22		1-10-GB 43	FG	
		1	Jayden Reed run	22		1-10-GB 18	TD	3	Jonathan Taylor run	29		1-10-IND 34	Miss FG	
		4	Malik Willis -> Romeo Doubs		39	3-5-GB 45	FG	4	Anthony Richardson -> Adonai Mitchell	30		1-10-IND 30	INT	
		4						4	Anthony Richardson run	21		3-10-IND 20	INT	
09/22	** **	** **	** **	** **	** **	** **	** **	** **	** **	** **	** **	** **		
09/29	** **	** **	** **	** **	** **	** **	** **	** **	** **	** **	** **	** **		
10/06	** **	** **	** **	** **	** **	** **	** **	** **	** **	** **	** **	** **		
10/13	** **	** **	** **	** **	** **	** **	** **	** **	** **	** **	** **	** **		
10/20	** **	** **	** **	** **	** **	** **	** **	** **	** **	** **	** **	** **		
10/27	** **	** **	** **	** **	** **	** **	** **	** **	** **	** **	** **	** **		
11/03	** **	** **	** **	** **	** **	** **	** **	** **	** **	** **	** **	** **		
11/17	** **	** **	** **	** **	** **	** **	** **	** **	** **	** **	** **	** **		
11/24	** **	** **	** **	** **	** **	** **	** **	** **	** **	** **	** **	** **		
11/28	** **	** **	** **	** **	** **	** **	** **	** **	** **	** **	** **	** **		
12/05	** **	** **	** **	** **	** **	** **	** **	** **	** **	** **	** **	** **		
12/15	** **	** **	** **	** **	** **	** **	** **	** **	** **	** **	** **	** **		
12/23	** **	** **	** **	** **	** **	** **	** **	** **	** **	** **	** **	** **		
12/29	** **	** **	** **	** **	** **	** **	** **	** **	** **	** **	** **	** **		
01/05	** **	** **	** **	** **	** **	** **	** **	** **	** **	** **	** **	** **		
TOTALS				10 - 340 (34.0), 2 TDS (5 RUNS, 1 TD, 5 PASSES, 1 TD)					9 - 269 (29.9), 1 TDS (3 RUNS, 0 TDS, 6 PASSES, 1 TD)					

BIG PLAYS: RUSH 10+, RECEPTIONS 20+, RETURNS 30+

DATE	OPPONENT	RUSHES				RECEPTIONS				RETURNS			
		GAIN	PLAYER	QTR	RESULT	GAIN	PLAYER	QTR	RESULT	GAIN	PLAYER	QTR	RESULT
09/06	at Philadelphia	14	Emanuel Wilson	2'	TD	70'	Jayden Reed	2	TD				
		18	Emanuel Wilson	2'	TD	29	Tucker Kraft	3	TD				
		33t	Jayden Reed	2'	TD	26	Jayden Reed	4	FG				
		22	Josh Jacobs	3	Miss FG	33	Jayden Reed	4	Game				
09/15	Indianapolis	32	Josh Jacobs	4	FG								
		12	Josh Jacobs	1'	FG	39	Romeo Doubs	4	FG				
		34	Josh Jacobs	1'	FG								
		22	Jayden Reed	1'	TD								
		16	Bo Melton	1'	TD								
		12	Malik Willis	1'	TD								
		15	Jayden Reed	1'	Fumble								
		19	Malik Willis	2'	Fumble								
16	Josh Jacobs	2	Punt										
12	Josh Jacobs	4	Miss FG										
09/22	at Tennessee	--	--	--	--	--	--	--	--	--	--	--	
09/29	Minnesota	--	--	--	--	--	--	--	--	--	--	--	
10/06	at L.A. Rams	--	--	--	--	--	--	--	--	--	--	--	
10/13	Arizona	--	--	--	--	--	--	--	--	--	--	--	
10/20	Houston	--	--	--	--	--	--	--	--	--	--	--	
10/27	at Jacksonville	--	--	--	--	--	--	--	--	--	--	--	
11/03	Detroit	--	--	--	--	--	--	--	--	--	--	--	
11/17	at Chicago	--	--	--	--	--	--	--	--	--	--	--	
11/24	San Francisco	--	--	--	--	--	--	--	--	--	--	--	
11/28	Miami	--	--	--	--	--	--	--	--	--	--	--	
12/05	at Detroit	--	--	--	--	--	--	--	--	--	--	--	
12/15	at Seattle	--	--	--	--	--	--	--	--	--	--	--	
12/23	New Orleans	--	--	--	--	--	--	--	--	--	--	--	
12/29	at Minnesota	--	--	--	--	--	--	--	--	--	--	--	
01/05	Chicago	--	--	--	--	--	--	--	--	--	--	--	

* -- result within the same drive

BIG-YARDAGE GAMES

2024 REGULAR SEASON BIG-YARDAGE GAMES

100-YARD PASS RECEIVERS

DATE	OPPONENT	PLAYER	REC.	YDS.	AVG.	LG	TD
9/6	at Philadelphia	Jayden Reed	4	138	34.5	70t	1

100-YARD RUSHERS

DATE	OPPONENT	PLAYER	ATT.	YDS.	AVG.	LG	TD
9/15	vs. Indianapolis	Josh Jacobs	32	151	4.7	34	0

2024 OPPONENTS BIG-YARDAGE GAMES

100-YARD PASS RECEIVERS

DATE	OPPONENT	PLAYER	REC.	YDS.	AVG.	LG	TD
9/6	at Philadelphia	A.J. Brown	5	119	23.8	67t	1

100-YARD RUSHERS

DATE	OPPONENT	PLAYER	ATT.	YDS.	AVG.	LG	TD
9/6	at Philadelphia	Saquon Barkley	24	109	4.5	34	2
9/15	vs. Indianapolis	Jonathan Taylor	12	103	8.6	29	0

COMPLETIONS BY DISTANCE

2024 REGULAR SEASON

DATE	OPPONENT	QUARTERBACK	LOSS	0-9	10-19	20-29	30-39	40-49	50+
09/06	at Philadelphia	Love	--	9 (1)	4	2	1	--	1 (1)
09/15	Indianapolis	Willis	1	7	3 (1)	--	1	--	--
09/22	at Tennessee	--	--	--	--	--	--	--	--
09/29	Minnesota	--	--	--	--	--	--	--	--
10/06	at L.A. Rams	--	--	--	--	--	--	--	--
10/13	Arizona	--	--	--	--	--	--	--	--
10/20	Houston	--	--	--	--	--	--	--	--
10/27	at Jacksonville	--	--	--	--	--	--	--	--
11/03	Detroit	--	--	--	--	--	--	--	--
11/17	at Chicago	--	--	--	--	--	--	--	--
11/24	San Francisco	--	--	--	--	--	--	--	--
11/28	Miami	--	--	--	--	--	--	--	--
12/05	at Detroit	--	--	--	--	--	--	--	--
12/15	at Seattle	--	--	--	--	--	--	--	--
12/23	New Orleans	--	--	--	--	--	--	--	--
12/29	at Minnesota	--	--	--	--	--	--	--	--
01/05	Chicago	--	--	--	--	--	--	--	--
PLAYER TOTALS	Love	--	--	9 (1)	4	2	1	--	1 (1)
	Willis	1	--	7	3 (1)	--	1	--	--
TEAM TOTALS			1	16 (1)	7 (1)	2	2	--	1 (1)

WEEKLY INDIVIDUAL STATISTICAL LEADERS

2024 REGULAR SEASON GREEN BAY PACKERS WEEK-BY-WEEK LEADERS (THROUGH WEEK 2)																			
DATE	OPPONENT	SCORING		PASSING YARDS		CARRIES		RUSHING YARDS		RECEPTIONS		RECEIVING YARDS		TACKLES		SOLO TACKLES		SACKS	
		PLAYER	NO.	PLAYER	NO.	PLAYER	NO.	PLAYER	NO.	PLAYER	NO.	PLAYER	NO.	PLAYER	NO.	PLAYER	NO.	PLAYER	NO.
09/06	at Eagles	J. Reed	12	J. Love	260	J. Jacobs	16	J. Jacobs	84	R. Doubs	4	J. Reed	138	J. Bullard	11	J. Bullard	7	K. Nixon	1.0
09/15	Colts	B. Narveson	10	M. Willis	122	J. Jacobs	32	J. Jacobs	151	D. Wicks	3	R. Doubs	62	Q. Walker	6	Q. Walker	6	D. Wyatt	1.0
09/22	at Titans	--	--	--	--	--	--	--	--	--	--	--	--	--	--	--	--	--	--
09/29	Vikings	--	--	--	--	--	--	--	--	--	--	--	--	--	--	--	--	--	--
10/06	at Rams	--	--	--	--	--	--	--	--	--	--	--	--	--	--	--	--	--	--
10/13	Cardinals	--	--	--	--	--	--	--	--	--	--	--	--	--	--	--	--	--	--
10/20	Texans	--	--	--	--	--	--	--	--	--	--	--	--	--	--	--	--	--	--
10/27	at Jaguars	--	--	--	--	--	--	--	--	--	--	--	--	--	--	--	--	--	--
11/03	Lions	--	--	--	--	--	--	--	--	--	--	--	--	--	--	--	--	--	--
11/17	at Bears	--	--	--	--	--	--	--	--	--	--	--	--	--	--	--	--	--	--
11/24	49ers	--	--	--	--	--	--	--	--	--	--	--	--	--	--	--	--	--	--
11/28	Dolphins	--	--	--	--	--	--	--	--	--	--	--	--	--	--	--	--	--	--
12/05	at Lions	--	--	--	--	--	--	--	--	--	--	--	--	--	--	--	--	--	--
12/15	at Seahawks	--	--	--	--	--	--	--	--	--	--	--	--	--	--	--	--	--	--
12/23	Saints	--	--	--	--	--	--	--	--	--	--	--	--	--	--	--	--	--	--
12/29	at Vikings	--	--	--	--	--	--	--	--	--	--	--	--	--	--	--	--	--	--
01/05	Bears	--	--	--	--	--	--	--	--	--	--	--	--	--	--	--	--	--	--
MOST TIMES LED (INCLUDING TIES)		J. REED	1	J. LOVE	1	J. JACOBS	2	J. JACOBS	2	R. DOUBS	2	J. REED	1	Q. WALKER	2	Q. WALKER	2	K. NIXON	1
		B. NARVESON		M. WILLIS							R. DOUBS							R. GARY	
																		D. WYATT	

OPPONENTS																			
DATE	OPPONENT	SCORING		PASSING YARDS		CARRIES		RUSHING YARDS		RECEPTIONS		RECEIVING YARDS		TACKLES		SOLO TACKLES		SACKS	
		PLAYER	NO.	PLAYER	NO.	PLAYER	NO.	PLAYER	NO.	PLAYER	NO.	PLAYER	NO.	PLAYER	NO.	PLAYER	NO.	PLAYER	NO.
09/06	at Eagles	S. Barkley	18	J. Hurts	278	S. Barkley	24	S. Barkley	109	D. Smith	7	A. Brown	119	Z. Baun	15	Z. Baun	11	Z. Baun	2.0
09/15	Colts	A. Pierce	6	A. Richardson	204	J. Taylor	12	J. Taylor	103	A. Pierce	5	A. Pierce	56	N. Cross	15	N. Cross	10	--	--
09/22	at Titans	--	--	--	--	--	--	--	--	--	--	--	--	--	--	--	--	--	--
09/29	Vikings	--	--	--	--	--	--	--	--	--	--	--	--	--	--	--	--	--	--
10/06	at Rams	--	--	--	--	--	--	--	--	--	--	--	--	--	--	--	--	--	--
10/13	Cardinals	--	--	--	--	--	--	--	--	--	--	--	--	--	--	--	--	--	--
10/20	Texans	--	--	--	--	--	--	--	--	--	--	--	--	--	--	--	--	--	--
10/27	at Jaguars	--	--	--	--	--	--	--	--	--	--	--	--	--	--	--	--	--	--
11/03	Lions	--	--	--	--	--	--	--	--	--	--	--	--	--	--	--	--	--	--
11/17	at Bears	--	--	--	--	--	--	--	--	--	--	--	--	--	--	--	--	--	--
11/24	49ers	--	--	--	--	--	--	--	--	--	--	--	--	--	--	--	--	--	--
11/28	Dolphins	--	--	--	--	--	--	--	--	--	--	--	--	--	--	--	--	--	--
12/05	at Lions	--	--	--	--	--	--	--	--	--	--	--	--	--	--	--	--	--	--
12/15	at Seahawks	--	--	--	--	--	--	--	--	--	--	--	--	--	--	--	--	--	--
12/23	Saints	--	--	--	--	--	--	--	--	--	--	--	--	--	--	--	--	--	--
12/29	at Vikings	--	--	--	--	--	--	--	--	--	--	--	--	--	--	--	--	--	--
01/05	Bears	--	--	--	--	--	--	--	--	--	--	--	--	--	--	--	--	--	--

TURNOVER CHART

2024 REGULAR SEASON - DEFENSIVE TAKEAWAYS

DATE	OPPONENT	TAKEAWAY	QTR.	SCORE	YD-LINE	RESULT
09/06	at Philadelphia	X. McKinney INT (J. Hurts) D. Wyatt FR (J. Hurts fumble) J. Alexander INT (J. Hurts)	1 1 4	0-0 3-0 26-31	PHI-36 PHI-13 GB-(-4)	FG FG FG
09/15	Indianapolis	X. McKinney INT (A. Richardson) E. Wilson INT (A. Richardson) E. Williams INT (A. Richardson)	1 4 4	10-0 16-3 16-10	GB-13 GB-25 GB-7	Fumble Missed FG EOG
09/22	--	--	--	--	--	--
09/29	--	--	--	--	--	--
10/06	--	--	--	--	--	--
10/13	--	--	--	--	--	--
10/20	--	--	--	--	--	--
10/27	--	--	--	--	--	--
11/03	--	--	--	--	--	--
11/17	--	--	--	--	--	--
11/24	--	--	--	--	--	--
11/28	--	--	--	--	--	--
12/05	--	--	--	--	--	--
12/15	--	--	--	--	--	--
12/23	--	--	--	--	--	--
12/29	--	--	--	--	--	--
01/05	--	--	--	--	--	--

2024 REGULAR SEASON - OFFENSIVE GIVEAWAYS

DATE	OPPONENT	TAKEAWAY	QTR.	SCORE	YD-LINE	RESULT
09/06	at Philadelphia	J. Love INT (R. Blankenship)	3	26-24	GB-25	TD
09/15	Indianapolis	J. Jacobs fumble (Z. Franklin FF; L. Latu FR: touchback)	2	10-0	IND-(-3)	Punt
09/22	--	--	--	--	--	--
09/29	--	--	--	--	--	--
10/06	--	--	--	--	--	--
10/13	--	--	--	--	--	--
10/20	--	--	--	--	--	--
10/27	--	--	--	--	--	--
11/03	--	--	--	--	--	--
11/17	--	--	--	--	--	--
11/24	--	--	--	--	--	--
11/28	--	--	--	--	--	--
12/05	--	--	--	--	--	--
12/15	--	--	--	--	--	--
12/23	--	--	--	--	--	--
12/29	--	--	--	--	--	--
01/05	--	--	--	--	--	--

2024 REGULAR SEASON - TURNOVERS

Offense:	2 Giveaways 7 Points (1 TD, 0 FG)	Ratio +4 (6 takes, 2 gives)
Defense:	6 Takeaways 9 Points (0 TD, 3 FG)	
Special Teams:	0 Giveaways 0 Points (0 TD, 0 FG)	Points Off Turnovers Ratio +2 (9 scored, 7 allowed)
	0 Takeaways 0 Points (0 TD, 0 FG)	

TAKEAWAY/GIVEAWAY CHART

DATE	OPPONENT	GB +/- RATIO	GB TAKES	POINTS OFF TAKES	GB GIVES	POINTS OFF GIVES	POINTS OFF TO RATIO
09/06	at Philadelphia	+2	3 (1 FUM, 2 INT)	9	1 (0 FUM, 1 INT)	7	+2
09/15	Indianapolis	+2	3 (0 FUM, 3 INT)	0	1 (1 FUM, 0 INT)	0	0
09/22		--	--	--	--	--	--
09/29		--	--	--	--	--	--
10/06		--	--	--	--	--	--
10/13		--	--	--	--	--	--
10/20		--	--	--	--	--	--
10/27		--	--	--	--	--	--
11/03		--	--	--	--	--	--
11/17		--	--	--	--	--	--
11/24		--	--	--	--	--	--
11/28		--	--	--	--	--	--
12/05		--	--	--	--	--	--
12/15		--	--	--	--	--	--
12/23		--	--	--	--	--	--
12/29		--	--	--	--	--	--
01/05		--	--	--	--	--	--
TOTALS		+4	6 (1 FUM, 5 INT)	9	2 (1 FUM, 1 INT)	7	+2

TEAM HIGHS AND LOWS

2024 REGULAR SEASON GREEN BAY PACKERS OFFENSIVE HIGHS AND LOWS
(THROUGH WEEK 2)

HIGH	DATE	OPPONENT	CATEGORY	OPPONENT	DATE	LOW
29	9/6	at Philadelphia	Points	vs. Indianapolis	9/15	16
13	9/6	at Philadelphia	Points in a Quarter	vs. Indianapolis	9/15	0
19	9/6	at Philadelphia	Points in a Half	vs. Indianapolis	9/15	6
3	9/6	at Philadelphia	Total Touchdowns	vs. Indianapolis	9/15	1
67	9/15	vs. Indianapolis	Total Plays	at Philadelphia	9/6	58
414	9/6	at Philadelphia	Total Net Yards	vs. Indianapolis	9/15	383
19	9/6	at Philadelphia	Total First Downs	at Philadelphia	9/6	19
				vs. Indianapolis	9/15	
13	9/15	vs. Indianapolis	First Downs Rushing	at Philadelphia	9/6	7
9	9/6	at Philadelphia	First Downs Passing	vs. Indianapolis	9/15	6
3	9/6	at Philadelphia	First-Down Penalties	vs. Indianapolis	9/15	0
58.8%	9/15	vs. Indianapolis	Third-Down Efficiency	at Philadelphia	9/6	27.3%
7.1	9/6	at Philadelphia	Average Yards Per Play	vs. Indianapolis	9/15	5.7
261	9/15	vs. Indianapolis	Total Net Yards Rushing	at Philadelphia	9/6	163
53	9/15	vs. Indianapolis	Rushing Attempts	at Philadelphia	9/6	21
7.8	9/6	at Philadelphia	Rushing Average Yards	vs. Indianapolis	9/15	4.9
1	9/6	at Philadelphia	Rushing Touchdowns	vs. Indianapolis	9/15	0
251	9/6	at Philadelphia	Total Net Yards Passing	vs. Indianapolis	9/15	122
35	9/6	at Philadelphia	Passing Attempts	vs. Indianapolis	9/15	14
17	9/6	at Philadelphia	Passing Completions	vs. Indianapolis	9/15	12
2	9/6	at Philadelphia	Passing Touchdowns	vs. Indianapolis	9/15	1
8.7	9/15	vs. Indianapolis	Passing Yards Average	at Philadelphia	9/6	6.8
1	9/6	at Philadelphia	Passes Thrown for Interception	vs. Indianapolis	9/15	0
2	9/6	at Philadelphia	Times Sacked	vs. Indianapolis	9/15	0
2	9/6	at Philadelphia	QB Sacks	vs. Indianapolis	9/15	0
9	9/6	at Philadelphia	Sack Yards Lost	vs. Indianapolis	9/15	0
3	9/15	vs. Indianapolis	Total Punts	at Philadelphia	9/6	2
139	9/15	vs. Indianapolis	Total Punt Yards	at Philadelphia	9/6	74
46.3	9/15	vs. Indianapolis	Punt Gross Average Yards	at Philadelphia	9/6	37
46.3	9/15	vs. Indianapolis	Punt Net Average Yards	at Philadelphia	9/6	37
1	9/15	vs. Indianapolis	Punt Returns	at Philadelphia	9/6	0
0	9/6	at Philadelphia	Punt Return Yards	at Philadelphia	9/6	0
				vs. Indianapolis	9/15	
0.0	9/6	at Philadelphia	Punt Return Yards Average	at Philadelphia	9/6	0.0
				vs. Indianapolis	9/15	
1	9/6	at Philadelphia	Kickoff Returns	vs. Indianapolis	9/15	0
24	9/6	at Philadelphia	Kickoff Return Yards	vs. Indianapolis	9/15	0
10	9/6	at Philadelphia	Total Penalties	vs. Indianapolis	9/15	6
71	9/6	at Philadelphia	Penalty Yards	vs. Indianapolis	9/15	50
2	9/15	vs. Indianapolis	Total Fumbles	at Philadelphia	9/6	1
1	9/15	vs. Indianapolis	Fumbles Lost	at Philadelphia	9/6	0
40:11	9/15	vs. Indianapolis	Time of Possession	at Philadelphia	9/6	27:13
1	9/6	at Philadelphia	Turnovers	at Philadelphia	9/6	1
				vs. Indianapolis	9/15	
77,827	9/15	vs. Indianapolis	Attendance	at Philadelphia	9/6	47,236

TEAM HIGHS AND LOWS

2024 REGULAR SEASON GREEN BAY PACKERS DEFENSIVE HIGHS AND LOWS (THROUGH WEEK 2)

HIGH	DATE	OPPONENT	CATEGORY	OPPONENT	DATE	LOW
34	9/6	at Philadelphia	Points	vs. Indianapolis	9/15	10
17	9/6	at Philadelphia	Points in a Quarter	at Philadelphia	9/6	0
				vs. Indianapolis	9/15	
17	9/6	at Philadelphia	Points in a Half	vs. Indianapolis	9/15	0
4	9/6	at Philadelphia	Total Touchdowns	vs. Indianapolis	9/15	1
74	9/6	at Philadelphia	Total Plays	vs. Indianapolis	9/15	53
410	9/6	at Philadelphia	Total Net Yards	vs. Indianapolis	9/15	338
25	9/6	at Philadelphia	Total First Downs	vs. Indianapolis	9/15	19
8	9/6	at Philadelphia	First Downs Rushing	at Philadelphia	9/6	8
				vs. Indianapolis	9/15	
14	9/6	at Philadelphia	First Downs Passing	vs. Indianapolis	9/15	10
3	9/6	at Philadelphia	First-Down Penalties	vs. Indianapolis	9/15	1
28.6%	9/6	at Philadelphia	Third-Down Efficiency	vs. Indianapolis	9/15	22.2%
6.4	9/15	vs. Indianapolis	Average Yards Per Play	at Philadelphia	9/6	5.5
144	9/6	at Philadelphia	Total Net Yards Rushing	vs. Indianapolis	9/15	140
38	9/6	at Philadelphia	Rushing Attempts	vs. Indianapolis	9/15	18
7.8	9/15	vs. Indianapolis	Rushing Average Yards	at Philadelphia	9/6	3.8
2	9/6	at Philadelphia	Rushing Touchdowns	vs. Indianapolis	9/15	0
266	9/6	at Philadelphia	Total Net Yards Passing	vs. Indianapolis	9/15	198
34	9/6	at Philadelphia	Passing Attempts	at Philadelphia	9/6	34
				vs. Indianapolis	9/15	
20	9/6	at Philadelphia	Passing Completions	vs. Indianapolis	9/15	17
2	9/6	at Philadelphia	Passing Touchdowns	vs. Indianapolis	9/15	1
7.4	9/6	at Philadelphia	Passing Yards Average	vs. Indianapolis	9/15	5.7
3	9/15	vs. Indianapolis	Passes Thrown for Interception	at Philadelphia	9/6	2
2	9/6	at Philadelphia	Times Sacked	vs. Indianapolis	9/15	1
2	9/6	at Philadelphia	QB Sacks	vs. Indianapolis	9/15	1
12	9/6	at Philadelphia	Sack Yards Lost	vs. Indianapolis	9/15	6
3	9/15	vs. Indianapolis	Total Punts	at Philadelphia	9/6	2
161	9/15	vs. Indianapolis	Total Punt Yards	at Philadelphia	9/6	101
53.7	9/15	vs. Indianapolis	Punt Gross Average Yards	at Philadelphia	9/6	50.5
50.5	9/6	at Philadelphia	Punt Net Average Yards	vs. Indianapolis	9/15	47
0	9/6	at Philadelphia	Punt Returns	at Philadelphia	9/6	0
				vs. Indianapolis	9/15	
0	9/6	at Philadelphia	Punt Return Yards	at Philadelphia	9/6	0
				vs. Indianapolis	9/15	
0.0	9/6	at Philadelphia	Punt Return Yards Average	at Philadelphia	9/6	0.0
				vs. Indianapolis	9/15	
2	9/6	at Philadelphia	Kickoff Returns	vs. Indianapolis	9/15	0
38	9/6	at Philadelphia	Kickoff Return Yards	vs. Indianapolis	9/15	0
7	9/6	at Philadelphia	Total Penalties	vs. Indianapolis	9/15	3
57	9/6	at Philadelphia	Penalty Yards	vs. Indianapolis	9/15	20
3	9/15	vs. Indianapolis	Total Fumbles	at Philadelphia	9/6	2
1	9/6	at Philadelphia	Fumbles Lost	vs. Indianapolis	9/15	0
32:47	9/6	at Philadelphia	Time of Possession	vs. Indianapolis	9/15	19:49
3	9/6	at Philadelphia	Turnovers	at Philadelphia	9/6	3
				vs. Indianapolis	9/15	
77,827	9/15	vs. Indianapolis	Attendance	at Philadelphia	9/6	47,236

INDIVIDUAL SINGLE-GAME HIGHS

2024 REGULAR SEASON PACKERS INDIVIDUAL SINGLE-GAME HIGHS

Touchdowns	2	Jayden Reed	at Eagles	09/06	3	Saquon Barkley	at Eagles	09/06
Passes Attempted	34	Jordan Love	at Eagles	09/06	34	Anthony Richardson	vs. Colts	09/15
						Jalen Hurts	at Eagles	09/06
Passes Completed	17	Jordan Love	at Eagles	09/06	20	Jalen Hurts	at Eagles	09/06
Completion Percentage	85.7	Malik Willis	vs. Colts	09/15	58.8	Jalen Hurts	at Eagles	09/06
Passing Yards	260	Jordan Love	at Eagles	09/06	278	Jalen Hurts	at Eagles	09/06
Yards Per Attempt	8.7	Malik Willis	vs. Colts	09/15	8.2	Jalen Hurts	at Eagles	09/06
Touchdown Passes	2	Jordan Love	at Eagles	09/06	2	Jalen Hurts	at Eagles	09/06
Pass Receptions	4	Romeo Doubs	at Eagles	09/06	7	DeVonta Smith	at Eagles	09/06
		Jayden Reed	at Eagles	09/06				
Receiving Yards	138	Jayden Reed	at Eagles	09/06	119	A.J. Brown	at Eagles	09/06
Touchdown Receptions	1	Dontayvion Wicks	vs. Colts	09/15	1	Alec Pierce	vs. Colts	09/15
		Jayden Reed	at Eagles	09/06		Saquon Barkley	at Eagles	09/06
		Christian Watson	at Eagles	09/06		A.J. Brown	at Eagles	09/06
Rushing Yards	151	Josh Jacobs	vs. Colts	09/15	109	Saquon Barkley	at Eagles	09/06
Rushing Attempts	32	Josh Jacobs	vs. Colts	09/15	24	Saquon Barkley	at Eagles	09/06
Rushing Average	5.3	Josh Jacobs	at Eagles	09/06	8.6	Jonathan Taylor	vs. Colts	09/15
Rushing Touchdowns	1	Jayden Reed	at Eagles	09/06	2	Saquon Barkley	at Eagles	09/06
Yards From Scrimmage	171	Jayden Reed	at Eagles	09/06	135	Jonathan Taylor	vs. Colts	09/15
Combined Net Yards	171	Jayden Reed	at Eagles	09/06	135	Jonathan Taylor	vs. Colts	09/15
Interceptions Made	1	Xavier McKinney	vs. Colts	09/15	1	Reed Blankenship	at Eagles	09/06
		Evan Williams	vs. Colts	09/15				
		Eric Wilson	vs. Colts	09/15				
		Jaire Alexander	at Eagles	09/06				
		Xavier McKinney	at Eagles	09/06				
Interceptions Thrown	1	Jordan Love	at Eagles	09/06	3	Anthony Richardson	vs. Colts	09/15
INT Return Yards	18	Xavier McKinney	vs. Colts	09/15	1	Reed Blankenship	at Eagles	09/06
Tackles	11	Javon Bullard	at Eagles	09/06	15	Nick Cross	vs. Colts	09/15
		Quay Walker	at Eagles	09/06		Zack Baun	at Eagles	09/06
Sacks	1.0	Devonte Wyatt	vs. Colts	09/15	2.0	Zack Baun	at Eagles	09/06
		Rashan Gary	at Eagles	09/06				
		Keisean Nixon	at Eagles	09/06				
Punts	3	Daniel Whelan	vs. Colts	09/15	3	Rigoberto Sanchez	vs. Colts	09/15
Punts Inside the 20	3	Daniel Whelan	vs. Colts	09/15	2	Rigoberto Sanchez	vs. Colts	09/15
Punting Average	46.3	Daniel Whelan	vs. Colts	09/15	53.7	Rigoberto Sanchez	vs. Colts	09/15
Punt Returns	1	Jayden Reed	vs. Colts	09/15				
Kickoff Returns	1	Keisean Nixon	at Eagles	09/06	2	Kenneth Gainwell	at Eagles	09/06
Kickoff Return Yards	24	Keisean Nixon	at Eagles	09/06	38	Kenneth Gainwell	at Eagles	09/06
Field Goals Attempted	4	Brayden Narveson	vs. Colts	09/15	2	Matt Gay	vs. Colts	09/15
		Brayden Narveson	at Eagles	09/06		Jake Elliott	at Eagles	09/06
Field Goals Made	3	Brayden Narveson	vs. Colts	09/15	2	Jake Elliott	at Eagles	09/06
		Brayden Narveson	at Eagles	09/06				

2024 REGULAR SEASON GREEN BAY PACKERS LONGEST PLAYS

Run From Scrimmage	34	Josh Jacobs	vs. Colts	09/15	34	Saquon Barkley	at Eagles	09/06
Touchdown Run	33	Jayden Reed	at Eagles	09/06	11	Saquon Barkley	at Eagles	09/06
Passing Long	70	Jordan Love	at Eagles	09/06	67	Jalen Hurts	at Eagles	09/06
Touchdown Pass Long	70	Jordan Love	at Eagles	09/06	67	Jalen Hurts	at Eagles	09/06
Pass Reception	70	Jayden Reed	at Eagles	09/06	67	A.J. Brown	at Eagles	09/06
Touchdown Reception	70	Jayden Reed	at Eagles	09/06	67	A.J. Brown	at Eagles	09/06
Interception Return	18	Xavier McKinney	vs. Colts	09/15	1	Reed Blankenship	at Eagles	09/06
Kickoff Return	24	Keisean Nixon	at Eagles	09/06	29	Kenneth Gainwell	at Eagles	09/06
Punt	59	Daniel Whelan	vs. Colts	09/15	59	Rigoberto Sanchez	vs. Colts	09/15
Field Goal	46	Brayden Narveson	vs. Colts	09/15	38	Jake Elliott	at Eagles	09/06
Field Goal Attempt	46	Brayden Narveson	vs. Colts	09/15	50	Matt Gay	vs. Colts	09/15

TEAM RECORD WHEN...

PACKERS REGULAR SEASON RECORD WHEN...

CATEGORY	2024		CATEGORY	2024	
	SEASON	FROM 1992		SEASON	FROM 1992
	W-L-T	W-L-T		W-L-T	W-L-T
PACKERS AT HOME	1-0	194-62-2	ON SUNDAY NIGHT	0-0	36-18
PACKERS ON THE ROAD	0-1	130-129	ON THURSDAY NIGHT	0-0	14-12
PACKERS ON GRASS	1-1	266-114-2	ON MONDAY NIGHT	0-0	30-24
PACKERS ON ARTIFICIAL TURF	0-0	58-77	ON SATURDAY	0-0	6-1
PACKERS IN DOMES	0-0	44-45			
PACKERS OUTDOORS	1-1	267-140-2	KICKOFF AT 12:00 CDT	1-0	166-93-2
			KICKOFF AT 3:00/3:05/3:15/3:35 CDT	0-0	71-41
PACKERS SCORE FIRST	1-1	207-74-2			
OPPONENT SCORES FIRST	0-0	115-117	VS. NFC	0-1	245-138-2
			VS. OWN DIVISION OVERALL	0-0	140-70-2
PACKERS LEAD AFTER 1ST QUARTER	1-1	179-52-1	VS. OWN DIVISION AT HOME	0-0	80-24-2
PACKERS TRAIL AFTER 1ST QUARTER	0-0	69-90	VS. OWN DIVISION ON THE ROAD	0-0	60-46
PACKERS LEAD AT HALFTIME	1-1	248-48-2	VS. AFC	1-0	79-53
PACKERS TRAIL AT HALFTIME	0-0	59-123-1			
SCORE TIED AT HALFTIME	0-0	17-19	OPPONENTS HAVE 100-YARD RUSHER	1-1	57-62-1
PACKERS LEAD AFTER 3RD QUARTER	1-0	272-33-2	WITH A 300-YARD PASSER	0-0	87-41
PACKERS TRAIL AFTER 3RD QUARTER	0-1	34-150-1	VERSUS A 100-YARD RECEIVER	0-1	98-71-2
GAME GOES TO OVERTIME	0-0	13-9-2	VERSUS A 300-YARD PASSER	0-0	51-35-2
			WITH A 100-YARD RECEIVER	0-1	67-44
PACKERS HAVE 100-YARD RUSHER	1-0	91-21-1			
PACKERS HAVE 300 NET PASSING YARDS	0-0	86-41			
PACKERS HAVE 100-YARD RECEIVER	0-1	149-61			

THE LAST TIME

BY PACKERS

BY OPPONENT

PASSING

* Never Has Happened *	500+ YARDS PASSING	503 yards, Philip Rivers vs. San Diego, 10/18/15
40 att., Jordan Love vs. L.A. Chargers, 11/19/23	40+ PASS ATTEMPTS	44 att., Jared Goff @ Detroit, 11/23/23
55 att., Aaron Rodgers @ Detroit, 12/29/19	50+ PASS ATTEMPTS	53 att., Mitchell Trubisky vs. Chicago, 12/15/19
429 yards, Aaron Rodgers vs. Oakland, 10/20/19	400+ YARDS PASSING	463 yards, Dak Prescott @ Dallas, 10/06/19
316 yards, Jordan Love vs. Chicago, 01/07/24	300+ YARDS PASSING	312 yards, Bryce Young @ Carolina, 12/24/23
* Never Has Happened *	SEVEN TOUCHDOWN PASSES	* Never Has Happened *
6 tds, Aaron Rodgers (1. 4, 73, 40, 56, 18) vs. Chicago, 11/09/14	SIX TOUCHDOWN PASSES	6 tds, Tommy Kramer (23, 13, 36, 2, 17, 7) @ Minnesota, 09/28/86
5 tds, Aaron Rodgers vs. Oakland, 10/20/19	FIVE TOUCHDOWN PASSES	5 tds, Jameis Winston @ New Orleans, 09/12/21
4 tds, Aaron Rodgers: (2, 38, 23, 3) vs. Chicago, 12/12/21	FOUR TOUCHDOWN PASSES	4 tds, Baker Mayfield: (19, 26, 2, 52) vs. Tampa Bay, 12/17/23
3 tds, Jordan Love: (33, 25, 9) @ Minnesota, 12/31/23	THREE TOUCHDOWN PASSES	3 tds, Dak Prescott: (3, 5, 35) vs. Dallas, 11/13/22
* Never Has Happened *	SEVEN INTERCEPTIONS THROWN	* Never Has Happened *
6, Tom O'Malley vs. Detroit, 09/17/50	SIX INTERCEPTIONS THROWN	6, Don Horn vs. Denver, 09/28/71
5 ints, Brett Favre @ Cincinnati, 10/30/05	FIVE INTERCEPTIONS THROWN	5 ints, Russell Wilson vs. Seattle, 12/11/16
4 ints, Brett Favre vs. Chicago, 12/25/05	FOUR INTERCEPTIONS THROWN	4 ints, Baker Mayfield vs. Cleveland, 12/25/21
3 ints, Jordan Love @ Las Vegas, 10/09/23	THREE INTERCEPTIONS THROWN	3 ints, Anthony Richardson vs. Indianapolis, 09/15/24
2 ints, Jordan Love @ Pittsburgh, 11/12/23	TWO INTERCEPTIONS THROWN	2 ints, Jalen Hurts @ Philadelphia, 09/06/24

RUSHING

* Never Has Happened *	300+ YARDS RUSHING	* Never Has Happened *
218 yards, Ahman Green vs. Denver, 12/28/03	200+ YARDS RUSHING	210 yards, Adrian Peterson vs. Minnesota, 12/02/12
151 yards, Josh Jacobs vs. Indianapolis, 09/15/24	150-199 YARDS RUSHING	157 yards, Jalen Hurts @ Philadelphia, 11/27/22
151 yards, Josh Jacobs vs. Indianapolis, 09/15/24	100+ YARDS RUSHING	103 yards, Jonathan Taylor vs. Indianapolis, 09/15/24
111 yards, Aaron Jones vs. Chicago, 01/07/24	100-149 YARDS RUSHING	103 yards, Jonathan Taylor vs. Indianapolis, 09/15/24
106 yards/106 yards, DeShawn Wynn/Ryan Grant vs. Detroit, 12/28/08	TWO 100-YARD RUSHERS	157 yards/143 yards, Jalen Hurts/Miles Sanders @ Philadelphia, 11/27/22
151 yards, Josh Jacobs vs. Indianapolis, 09/15/24	75+ YARDS RUSHING	103 yards, Jonathan Taylor vs. Indianapolis, 09/15/24
53 yards, Aaron Jones vs. Tampa Bay, 12/17/23	50-74 YARDS RUSHING	71 yards, Tommy DeVito @ N.Y. Giants, 12/11/23
* Never Has Happened *	FIVE TOUCHDOWNS RUSHING	* Never Has Happened *
4 tds, Aaron Jones: (18, 3, 5, 1) @ Dallas, 10/06/19	FOUR TOUCHDOWNS RUSHING	4 tds, DeAngelo Williams: (1, 1, 1, 1) vs. Carolina, 11/30/08
3 tds, Aaron Jones: (5, 1, 13) vs. Carolina, 11/10/19	THREE TOUCHDOWNS RUSHING	3 tds, David Montgomery: (3, 2, 1) vs. Detroit, 09/28/23
2 tds, AJ Dillon: (8, 1) vs. L.A. Rams, 12/19/22	TWO TOUCHDOWNS RUSHING	2 tds, Saquon Barkley: (11, 2) @ Philadelphia, 09/06/24
Ryan Grant: (3, 56)/Brandon Jackson: (6, 4) vs. Seattle, 12/27/09	TWO PLAYERS WITH TWO TDS RUSHING	Tony Dorsett (9, 33)/Robert Newhouse (14, 3) vs. Dallas, 11/12/78
1 td, Edgar Bennett (3, 1, 13)/Reggie Cobb (9)/ Brett Favre (86) @ Chicago, 10/31/94	THREE PLAYERS WITH ONE TD RUSHING	1 td, Alfred Anderson (8)/Ted Brown (12)/Darrin Nelson (12) vs. Minnesota, 12/07/86
32 att., Josh Jacobs vs. Indianapolis, 09/15/24	30+ RUSHING ATTEMPTS	32 att., David Montgomery vs. Detroit, 09/28/23
* Never Has Happened *	40+ RUSHING ATTEMPTS	40 att., Shaun Alexander @ Seattle, 11/27/06
* Never Has Happened *	400+ YARDS RUSHING (TEAM)	* Never Has Happened *
303 yards, Green Bay 37, Baltimore Colts 14 @ Green Bay, 10/18/53	300+ YARDS RUSHING (TEAM)	363 yards, Philadelphia 40, Green Bay 33 @ Philadelphia, 11/27/22
261 yards, Green Bay 16, Indianapolis 10 vs. Indianapolis, 09/15/24	200+ YARDS RUSHING (TEAM)	363 yards, Philadelphia 40, Green Bay 33 @ Philadelphia, 11/27/22

RECEIVING

123 yards/115 yards, Marquez Valdes-Scantling/Davante Adams @ Minnesota, 11/21/21	TWO 100-YARD RECEIVERS	143 yards/103 yards, Jaylen Waddle/Tyreek Hill @ Miami, 12/25/22
138 yards, Jayden Reed @ Philadelphia, 09/06/24	100+ YARDS RECEIVING	119 yards, A.J. Brown @ Philadelphia, 09/06/24
206 yards, Davante Adams @ Cincinnati, 10/10/21	200+ YARDS RECEIVING	226 yards, Amari Cooper @ Dallas, 10/06/19
* Never Has Happened *	300+ YARDS RECEIVING	* Never Has Happened *

THE LAST TIME

* Never Has Happened *	FIVE TOUCHDOWN RECEPTIONS	* Never Has Happened *
4 tds, Sterling Sharpe (1, 36, 30, 5) @ Dallas, 11/24/94	FOUR TOUCHDOWN RECEPTIONS	* Never Has Happened *
3 tds, Christian Watson: (58, 39, 7) vs. Dallas, 11/13/22	THREE TOUCHDOWN RECEPTIONS	3 tds, Vincent Jackson: (23, 5, 29) @ San Diego, 11/06/11
2 tds, Dontayvion Wicks: (10, 12) vs. Chicago, 01/07/24	TWO TOUCHDOWN RECEPTIONS	2 tds, DJ Chark Jr.: (11, 10) @ Carolina, 12/24/23
Randall Cobb: (22, 3)/Jordy Nelson: (3, 11) @ Chicago, 09/28/14	TWO PLAYERS WITH TWO TD RECEPTIONS	Hassan Jones (36, 17)/Steven Jordan (23, 2) @ Minnesota, 09/28/86
206 yards, Davante Adams @ Cincinnati, 10/10/21	150+ YARDS RECEIVING	155 yards, Chris Godwin vs. Tampa Bay, 12/17/23
10, Robert Tonyan vs. N.Y. Jets, 10/16/22	10 OR MORE RECEPTIONS	10, Chris Godwin vs. Tampa Bay, 12/17/23

COMBINED YARDS

111 yards/316 yards, Aaron Jones/Jordan Love vs. Chicago, 01/07/24	100-YARD RUSHER AND 300-YARD PASSER	108 yards/307 yards, Christian McCaffrey/Kyle Allen vs. Carolina, 11/10/19
112 yards/316 yards, Jayden Reed/Jordan Love vs. Chicago, 01/07/24	100-YARD RECEIVER AND 300-YARD PASSER	155 yards/381 yards, Chris Godwin/Baker Mayfield vs. Tampa Bay, 12/17/23
111 yards/112 yards, Aaron Jones/Jayden Reed vs. Chicago, 01/07/24	100-YARD RUSHER AND 100-YARD RECEIVER	109 yards/119 yards, Saquon Barkley/A.J. Brown @ Philadelphia, 09/06/24
111 yards/316 yards/112 yards, Aaron Jones/Jordan Love/Jayden Reed vs. Chicago, 01/07/24	100-YARD RUSHER, 300-YARD PASSER, 100-YARD RECEIVER	108 yards/307 yards/120 yards, Christian McCaffrey/Kyle Allen/DJ Moore vs. Carolina, 11/10/19
132 yards/178/128 yards, James Starks/James Jones/Randall Cobb vs. Washington, 09/15/13	100-YARD RUSHER/TWO 100-YARD RECEIVERS	137 yards/116/102 yards, Rob Kelley/Pierre Garcon/Jamison Crowder @ Washington, 11/20/16
123/115 yards/385 yards, Marquez Valdes-Scantling/Davante Adams/Aaron Rodgers @ Minnesota, 11/21/21	TWO 100-YARD RECEIVERS/300-YARD PASSER	143/103 yards/310 yards, Jaylen Waddle/Tyreek Hill/Tua Tagovailoa @ Miami, 12/25/22

DEFENSE

37 yards, Quay Walker: (12:53) (Shotgun) 1-J.Fields pass short middle intended for 11-D.Mooney INTERCEPTED by 7-O.Walker (97-K.Clark) at CH 37. 7-D.Walker for 37 yards, TOUCHDOWN. PENALTY on GB-29-R.Douglas. Unsportsmanlike Conduct, 15 yards, enforced between downs. @ Chicago, 09/10/23	INTERCEPTED PASS RETURNED FOR A TOUCHDOWN	40 yards, Jack Jones: (:22) (No Huddle, Shotgun) 12-A.Rodgers pass short right intended for 13-A.Lazard INTERCEPTED by 13-Ja.Jones at GB 40. 13-Ja.Jones for 40 yards, TOUCHDOWN. vs. New England, 10/02/22
27 yards, Jonathan Owens: (2:23) (Shotgun) 16-J.Goff sacked at DET 19 for -4 yards (52-R.Gary). FUMBLES (52-R.Gary) (52-R.Gary), RECOVERED by GB-34-J.Owens at DET 27. 34-J.Owens for 27 yards, TOUCHDOWN. The Replay Official reviewed the fumble ruling, and the play was Upheld. The ruling on the field stands. @ Detroit, 11/23/23	FUMBLE RETURNED FOR A TOUCHDOWN	15 yards, Desmond Trufant: (14:17) (Shotgun) 12-A.Rodgers sacked at GB 21 for -9 yards (44-V.Beasley), FUMBLES (44-V.Beasley) (44-V.Beasley), RECOVERED by ATL-21-D.Trufant at GB 15. 21-D.Trufant for 15 yards, TOUCHDOWN. The Replay Official reviewed the backward pass ruling, and the play was Upheld. The ruling on the field stands. @ Atlanta, 09/17/17
Josiah Deguara: (:15) (Punt formation) 6-J.Gillan left end ran ob in End Zone for -3 yards, SAFETY (81-J.Deguara). Penalty on NYG-27-J.Pinnock, Offensive Holding, declined. vs. N.Y. Giants, 10/09/22	SAFETY SCORED	Mark Barron: (2:54) 33-A.Jones up the middle tackled in End Zone for -1 yards, SAFETY (26-M.Barron). @ L.A. Rams, 10/28/18
Green Bay 17, Seattle 0 vs. Seattle, 11/14/21	SHUTOUT	Detroit 31, Green Bay 0 vs. Detroit, 12/30/18
* Never Has Happened *	SIX-SACK GAME	* Never Has Happened *
5.0 sk, Vonnie Holliday vs. Buffalo, 12/22/02	FIVE-SACK GAME	5.0 sk, Antwan Odum vs. Cincinnati, 09/20/09
4.0 sk, Kabeer Gbaja-Biamila @ Chicago, 01/02/05	FOUR-SACK GAME	4.0 sk, Chris Clemons @ Seattle, 09/24/12
3.0 sk, Rashan Gary @ Detroit, 11/23/23	THREE-SACK GAME	3.0 sk, Ezekiel Ansah @ Detroit, 12/31/17
2.0 sk, Kenny Clark vs. Tampa Bay, 12/17/23	TWO-SACK GAME	2.0 sk, Zack Baun @ Philadelphia, 09/06/24
* Never Has Happened *	TWO INTERCEPTIONS BY TEAMMATES	Deltha O'Neal: (0:21)/Odell Thurman: (0:10) @ Cincinnati, 10/30/05
2 fr, Morgan Burnett @ Detroit, 11/28/13	TWO OPPONENT FUMBLE RECOVERIES	2 fr, Eric Kendricks @ Minnesota, 12/23/19
75t yards, Darnell Savage vs. Minnesota, 01/01/23	70+ YARD INTERCEPTION RETURN	75t yards, William Jackson III vs. Cincinnati, 09/24/17
2 ints, Rudy Ford vs. Dallas, 11/13/22	TWO INTERCEPTIONS	2 ints, Robert Spillane @ Las Vegas, 10/09/23
3 ints, Tom Flynn vs. Detroit, 10/28/84	THREE INTERCEPTIONS	3 ints, Vencie Glenn @ Minnesota, 12/27/92
4 ints, Willie Buchanon @ San Diego, 09/24/78	FOUR INTERCEPTIONS	* Never Has Happened *
24 yards, Detroit 40, Green Bay 10 @ Detroit, 11/28/13	LESS THAN 25 RUSHING YARDS	16 yards, Green Bay 20, Tampa Bay 3 @ Tampa Bay, 12/21/14
27 yards, Detroit 34, Green Bay 20 vs. Detroit, 09/28/23	LESS THAN 50 RUSHING YARDS	34 yards, Green Bay 14, Tampa Bay 12 @ Tampa Bay, 09/25/22
75 yards, Green Bay 17, Chicago 9 vs. Chicago, 01/07/24	LESS THAN 100 RUSHING YARDS	60 yards, Tampa Bay 34, Green Bay 20 vs. Tampa Bay, 12/17/23
* Never Has Happened *	LESS THAN 50 NET PASSING YARDS	48 yards, Green Bay 27, Chicago 10 vs. Chicago, 09/18/22
96 yards, Green Bay 24, Carolina 16 vs. Carolina, 12/19/20	LESS THAN 100 NET PASSING YARDS	84 yards, Green Bay 24, L.A. Rams 12 vs. L.A. Rams, 12/19/22

THE LAST TIME

122 yards, Green Bay 16, Indianapolis 10 vs. Indianapolis, 09/15/24	LESS THAN 150 NET PASSING YARDS	117 yards, Green Bay 17, Chicago 9 vs. Chicago, 01/07/24
139 yards, Green Bay 23, Minnesota 10 @ Minnesota, 12/23/19	LESS THAN 150 YARDS NET OFFENSE	140 yards, Denver 29, Green Bay 10 @ Denver, 11/01/15
192 yards, Green Bay 17, Chicago 9 vs. Chicago, 01/07/24	LESS THAN 200 YARDS NET OFFENSE	198 yards, San Francisco 37, Green Bay 8 @ San Francisco, 11/24/19
192 yards, Green Bay 17, Chicago 9 vs. Chicago, 01/07/24	LESS THAN 300 YARDS NET OFFENSE	270 yards, Minnesota 24, Green Bay 10 vs. Minnesota, 10/29/23
3 to, Green Bay 16, Indianapolis 10 vs. Indianapolis, 09/15/24	FORCED THREE-PLUS TURNOVERS	3 to, N.Y. Giants 24, Green Bay 22 @ N.Y. Giants, 12/11/23
4 to, Indianapolis 34, Green Bay 31 @ Indianapolis, 11/22/20	FORCED FOUR-PLUS TURNOVERS	4 to, Green Bay 41, Minnesota 17 vs. Minnesota, 01/01/23
5 to, Baltimore 23, Green Bay 0 vs. Baltimore, 11/19/17	FORCED FIVE-PLUS TURNOVERS	6 to, Green Bay 38, Seattle 10 vs. Seattle, 12/11/16
1 to, Green Bay 16, Indianapolis 10 vs. Indianapolis, 09/15/24	AT LEAST ONE TURNOVER	3 to, Green Bay 16, Indianapolis 10 vs. Indianapolis, 09/15/24

SPECIAL TEAMS

105 yards, Keisean Nixon: 1-G. Joseph kicks 70 yards from MIN 35 to 10B vs. 25-K.Nixon for 105 yards. TOUCHDOWN. vs. Minnesota, 01/01/23	KICKOFF RETURNED FOR A TOUCHDOWN	99 yards, Andre Roberts: 2-M.Crosby kicks 64 yards from GB 35 to NW 1. 19-A.Roberts for 99 yards. TOUCHDOWN. @ N.Y. Jets, 12/23/18
55 yards, Micah Hyde: (5:04) 6-S.Martin punts 45 yards to GB 45, Center-48-D.Muhlbach. 33-M.Hyde for 55 yards, TOUCHDOWN. vs. Detroit, 12/28/14	PUNT RETURNED FOR A TOUCHDOWN	76 yards, Rashid Shaheed: (10:47) 19-D.WheLAN punts 40 yards to NO 24, Center-42-M.Orzech. 22-R.Shaheed for 76 yards, TOUCHDOWN. vs. New Orleans, 09/24/23
57 yards, Willie Buchanon (Chester Marcol, Kicker) @ New Orleans, 12/17/72	BLOCKED FIELD GOAL RETURNED FOR A TOUCHDOWN	61 yards, Shawn Springs: (8:10) R.Longwell 50 yard field goal is BLOCKED (L.King). Center-R.Davis, Holder-M.Hasselbeck, RECOVERED by SEA-S.Springs at SEA 39. S.Springs for 61 yards, TOUCHDOWN. vs. Seattle, 11/01/99
Geronimo Allison: (7:33) 6-M.Wile punt is BLOCKED by 81-G.Allison, Center-47-K.McDermott, RECOVERED by GB-37-J.Jackson at MIN -1. TOUCHDOWN. vs. Minnesota, 09/16/18	BLOCKED PUNT RETURNED FOR A TOUCHDOWN	Micheal Clemons: (5:52) 16-P.O'Donnell punt is BLOCKED by 72-M.Clemons, Center-56-J.Coco, RECOVERED by NYJ-39-W.Parks at GB 20. 39-W.Parks for 20 yards, TOUCHDOWN. vs. N.Y. Jets, 10/16/22
53 yards, Anders Carlson: (7:56) 17-A.Carlson 53 yard field goal is GOOD, Center-42-M.Orzech, Holder-19-D.WheLAN. @ Carolina, 12/24/23	MADE FIELD GOAL OF 50 YARDS OR LONGER	50 yards, Cairo Santos: (8:59) 8-C.Santos 50 yard field goal is GOOD, Center-48-P.Scales, Holder-16-T.Gill. vs. Chicago, 01/07/24
47 yards, Mason Crosby: (15:00) 2-M.Crosby 47 yard field goal is BLOCKED (95-Q.Williams), Center-56-J.Coco, Holder-16-P.O'Donnell. vs. N.Y. Jets, 10/16/22	BLOCKED FIELD GOAL	44 yards, Greg Joseph: (9:50) 1-G.Joseph 44 yard field goal is BLOCKED (94-K.Brooks), Center-42-A.DePaola, Holder-14-R.Wright, RECOVERED by GB-34-J.Owens at GB 21. 34-J.Owens pushed ob at GB 44 for 23 yards (1-G.Joseph). vs. Minnesota, 10/29/23

Pat O'Donnell: (11:59) 16-P.O'Donnell punt is BLOCKED by 44-J.Metellus, Center-56-J.Coco, recovered by GB-6-D.Leavitt at GB 4. 6-D.Leavitt to GB 1 for -3 yards (91-P.Jones). vs. Minnesota, 01/01/23	BLOCKED PUNT	Matt Wile: (7:33) 6-M.Wile punt is BLOCKED by 81-G.Allison, Center-47-K.McDermott, RECOVERED by GB-37-J.Jackson at MIN -1. TOUCHDOWN. vs. Minnesota, 09/16/18
---	--------------	---

Green Bay 17, Chicago 9 vs. Chicago, 01/07/24	NO PUNTS	Green Bay 24, Washington 10 vs. Washington, 10/24/21
Anders Carlson: 17-A.Carlson extra point is No Good, Wide Left, Center-42-M.Orzech, Holder-19-D.WheLAN. @ Minnesota, 12/31/23	MISSED POINT AFTER TOUCHDOWN ATTEMPT	Eddy Piñeiro/Eddy Piñeiro: 4-E.Pineiro extra point is No Good, Wide Left, Center-44-J.Jansen, Holder-19-J.Hekker. 4-E.Pineiro extra point is No Good, Wide Left, Center-44-J.Jansen, Holder-10-J.Hekker. @ Carolina, 12/24/23

Dan Bailey [Tony Brown blocked]: 5-D.Bailey extra point is Blocked (28-T.Brown), Center-58-A.Cutting, Holder-2-B.Colquhoun. vs. Minnesota, 09/15/19	POINT AFTER TOUCHDOWN ATTEMPT BLOCKED	Anders Carlson [Patrick Peterson blocked]: 17-A.Carlson extra point is Blocked (20-P.Peterson), Center-42-M.Orzech, Holder-19-D.WheLAN. @ Pittsburgh, 11/12/23
---	---------------------------------------	--

Jermaine Whitehead: 2-M.Crosby kicks onside 14 yards from GB 35 to GB 49. RECOVERED by GB-35-J.Whitehead. @ Detroit, 12/31/17	SUCCESSFUL ONSIDE KICK	Khalil Herbert: 2-C.Santos kicks onside 19 yards from CHI 35 to GB 46. RECOVERED by CHI-24-K.Herbert. vs. Chicago, 12/12/21
---	------------------------	---

4 fg, Mason Crosby: (36, 46, 28, 26) @ Miami, 12/25/22	FOUR FIELD GOALS	4 fg, Wil Lutz: (32, 29, 35, 52) @ Denver, 10/22/23
--	------------------	---

5 fg, Mason Crosby: (37, 40, 31, 48, 36) vs. Minnesota, 09/16/18	FIVE FIELD GOALS	5 fg, Matt Prater: (26, 22, 41, 51, 54) vs. Detroit, 10/14/19
--	------------------	---

* Never Has Happened *	SIX FIELD GOALS	* Never Has Happened *
------------------------	-----------------	------------------------

53 yards, Anders Carlson: (22) 17-A.Carlson 32 yard field goal is GOOD, Center-42-M.Orzech, Holder-19-D.WheLAN. @ Carolina, 12/24/23	50-59 YARD FIELD GOAL	50 yards, Cairo Santos: (13:07) 8-C.Santos 35 yard field goal is GOOD, Center-48-P.Scales, Holder-16-T.Gill. vs. Chicago, 01/07/24
--	-----------------------	--

* Never Has Happened *	60+ YARD FIELD GOAL	63 yards, David Akers: (:02) 2-D.Akers 63 yard field goal is GOOD, Center-86-B.Jennings, Holder-4-A.Lee. vs. San Francisco, 09/09/12
------------------------	---------------------	--

3 fg, Brayden Narveson: (46, 42, 34) vs. Indianapolis, 09/15/24	THREE FIELD GOALS	3 fg, Cairo Santos: (60, 39, 35) vs. Chicago, 01/07/24
---	-------------------	--

65 yards, Trevor Davis @ Cleveland, 12/10/17	50-69 YARD PUNT RETURN	62t yards, Devin Hester @ Chicago, 09/27/10
--	------------------------	---

75t yards, Micah Hyde vs. Philadelphia, 11/16/14	70-89 YARD PUNT RETURN	76t yards, Rashid Shaheed vs. New Orleans, 09/24/23
--	------------------------	---

93t yards, Micah Hyde @ Minnesota, 10/27/13	90+ YARD PUNT RETURN	97t yards, Jakeem Grant Sr. vs. Chicago, 12/12/21
---	----------------------	---

61 yds, Daniel Whelan vs. L.A. Chargers, 11/19/23	60-69 YARD PUNT	68 yds, Ryan Wright @ Minnesota, 12/31/23
---	-----------------	---

THE LAST TIME

72 yds, Pat O'Donnell vs. Chicago, 09/18/22	70+ YARD PUNT	73 yds, Ron Ryan @ Seattle, 09/24/12
10 punts, Jon Ryan vs. New England, 11/19/06	PUNTED 10+ TIMES	10 punts, Chris Kliuwe vs. Minnesota, 12/21/06
51 yards, Keisean Nixon vs. L.A. Rams, 11/05/23	50-69 YARD KICKOFF RETURN	68 yards, Trenton Cannon @ San Francisco, 09/28/21
70 yards, Jeff Janis @ Minnesota, 11/22/15	70-89 YARD KICKOFF RETURN	71 yards, Jamal Agnew @ Detroit, 12/13/20
105t yards, Keisean Nixon vs. Minnesota, 01/01/23	90+ YARD KICKOFF RETURN	99t yards, Andre Roberts @ N.Y. Jets, 12/23/18

TEAM/MISCELLANEOUS

414 yards, Green Bay 414, Philadelphia 410 @ Philadelphia, 09/06/24	400+ TOTAL YARDS OF OFFENSE	410 yards, Green Bay 414, Philadelphia 410 @ Philadelphia, 09/06/24
522 yards, Green Bay 522, Minnesota 382 @ Minnesota, 09/13/20	500+ TOTAL YARDS OF OFFENSE	500 yards, Philadelphia 500, Green Bay 342 @ Philadelphia, 11/27/22

ST: (5:33) (Shotgun) K Cousins pass short middle intended for T.Hackenson INTERCEPTED by D.Savage (R.Douglas) at GB 25. D.Savage for 75 yards, TOUCHDOWN.DEF: (15:00) A.Dillon left tackle for 2 yards, TOUCHDOWN.DEF: (9:31) A.Rodgers scrambles right end for 2 yards, TOUCHDOWN.DEF: (2:48) (Shotgun) A.Rodgers pass deep right to R.Tonyan for 21 yards, TOUCHDOWN.OFF: G.Joseph kicks 70 yards from MIN 35 to GB -5. K.Nixon for 105 yards, TOUCHDOWN. vs. Minnesota, 01/01/23

TOUCHDOWN ON OFFENSE, DEFENSE AND SPECIAL TEAMS

ST: (8:52) (Shotgun) J.Freeman pass short right to D.Ward for 6 yards, TOUCHDOWN.ST: (11:44) (Shotgun) J.Freeman pass short left to K.Winslow for 7 yards, TOUCHDOWN.ST: (4:20) (Shotgun) J.Freeman pass short right to S.Strouther for 7 yards, TOUCHDOWN.DEF: (5:52) (Shotgun) A.Rodgers pass deep left intended for D.Driver INTERCEPTED by T.Jackson at GB 35. T.Jackson for 35 yards, TOUCHDOWN.OFF: (12:09) (Punt formation) J.Kapins punt to B.BLOCKED by G.Hayes. Center-B.Goode, RECOVERED by TB-R.Barber at GB 31. R.Barber for 31 yards, TOUCHDOWN. @ Tampa Bay, 11/08/09

Jordan Love: TWO-POINT CONVERSION ATTEMPT. 10-J.Love pass to 11-J.Reed is complete. ATTEMPT SUCCEEDS. VS. Detroit, 09/28/23	MADE TWO-POINT CONVERSION	Raheem Blackshear: TWO-POINT CONVERSION ATTEMPT. 3-R.Blaackshear rushes left end. ATTEMPT SUCCEEDS. @ Carolina, 12/24/23
Josh Jacobs: 77-J.Morgan reported as eligible. TWO-POINT CONVERSION ATTEMPT. 9-J.Jacobs rushes left tackle. ATTEMPT FAILS. @ Philadelphia, 09/06/24	FAILED TWO-POINT CONVERSION	Isiah Pacheco: TWO-POINT CONVERSION ATTEMPT. 10-I.Pacheco rushes left end. ATTEMPT FAILS. vs. Kansas City, 12/03/23
Green Bay 53, Philadelphia 20 vs. Philadelphia, 11/16/14	50+ POINTS	New Orleans 51, Green Bay 29 @ New Orleans, 11/24/08
Green Bay 41, Minnesota 17 vs. Minnesota, 01/01/23	40+ POINTS	Philadelphia 40, Green Bay 33 @ Philadelphia, 11/27/22
Green Bay 31, Dallas 28 vs. Dallas, 11/13/22	OVERTIME WIN	Indianapolis 34, Green Bay 31 @ Indianapolis, 11/22/20
Indianapolis 34, Green Bay 31 @ Indianapolis, 11/22/20	OVERTIME LOSS	Green Bay 31, Dallas 28 vs. Dallas, 11/13/22
Minnesota 29, Green Bay 29 vs. Minnesota, 09/16/18	OVERTIME TIE	Minnesota 29, Green Bay 29 vs. Minnesota, 09/16/18
Green Bay 20, Detroit 6 @ Detroit, 11/23/23	20 FIRST-QUARTER POINTS	Tennessee 21, Green Bay 0 @ Tennessee, 11/13/16
Green Bay 21, Chicago 0 vs. Chicago, 09/18/22	20 SECOND-QUARTER POINTS	Chicago 24, Green Bay 21 vs. Chicago, 12/12/21
Green Bay 20, Minnesota 0 @ Minnesota, 10/23/11	20 THIRD-QUARTER POINTS	Arizona 21, Green Bay 8 @ Arizona, 12/27/15
Green Bay 21, Chicago 3 vs. Chicago, 09/09/18	20 FOURTH-QUARTER POINTS	Minnesota 24, Green Bay 14 @ Minnesota, 09/13/20
Green Bay 17, Seattle 0 vs. Seattle, 11/14/21	SHUTOUT AT HOME	Detroit 31, Green Bay 0 vs. Detroit, 12/30/18
Green Bay 9, N.Y. Jets 0 @ N.Y. Jets, 10/31/10	SHUTOUT ON THE ROAD	* Never Has Happened *
Green Bay 31, Dallas 28 vs. Dallas, 11/13/22	OVERTIME WIN AT HOME	Miami 23, Green Bay 20 vs. Miami, 10/17/10
Green Bay 25, Cincinnati 22 @ Cincinnati, 10/10/21	OVERTIME WIN ON THE ROAD	Indianapolis 34, Green Bay 31 @ Indianapolis, 11/22/20
10 pen, Philadelphia 34, Green Bay 29 @ Philadelphia, 09/06/24	10 PENALTIES	11 pen, Green Bay 34, Dallas 24 @ Dallas, 10/06/19
0 pen, Detroit 37, Green Bay 30 @ Detroit, 01/09/22	NO PENALTIES	0 pen, Tampa Bay 38, Green Bay 10 @ Tampa Bay, 10/18/20
0 to, Green Bay 33, Carolina 30 @ Carolina, 12/24/23	NO TURNOVERS	0 to, Green Bay 17, Chicago 9 vs. Chicago, 01/07/24
3 td, Philadelphia 34, Green Bay 29 (10:24) (Shotgun) J.Reed right end for 33 yards, TOUCHDOWN. (5:22) (Shotgun) J.Love pass deep right to J.Reed for 70 yards, TOUCHDOWN. (11:58) (Shotgun) J.Love pass short left to C.Watson for 2 yards, TOUCHDOWN. @ Philadelphia, 09/06/24	THREE TOTAL TOUCHDOWNS	3 td, N.Y. Giants 24, Green Bay 22 (12:00) S.Barkley left end for 5 yards, TOUCHDOWN. (11:27) S.Barkley right tackle for 1 yard, TOUCHDOWN. (1:35) (Shotgun) T.DeVito pass short right to I.Hodgins for 8 yards, TOUCHDOWN. @ N.Y. Giants, 12/11/23
4 td, Green Bay 33, Minnesota 10 (5:15) (Shotgun) J.Love pass deep middle to J.Reed for 33 yards, TOUCHDOWN. (4:02) (Shotgun) J.Love left end for 2 yards, TOUCHDOWN. (1:17) (Shotgun) J.Love pass short middle to J.Reed for 25 yards, TOUCHDOWN. (5:54) (Shotgun) J.Love pass short right to B.Melton for 9 yards, TOUCHDOWN. @ Minnesota, 12/31/23	FOUR TOTAL TOUCHDOWNS	4 td, Philadelphia 34, Green Bay 29 (12:43) (Shotgun) J.Hurts pass deep left to S.Barkley for 18 yards, TOUCHDOWN. (5:38) (No Huddle, Shotgun) S.Barkley right guard for 11 yards, TOUCHDOWN. (14:22) (Shotgun) J.Hurts pass deep right to A.Brown for 67 yards, TOUCHDOWN. (4:32) (No Huddle, Shotgun) S.Barkley up the middle for 2 yards, TOUCHDOWN. @ Philadelphia, 09/06/24
40:11 TOP, Green Bay 16, Indianapolis 10 vs. Indianapolis, 09/15/24	OVER 40:00 TIME OF POSSESSION (NON-OT)	40:26 TOP, Detroit 40, Green Bay 10 @ Detroit, 11/28/13
vs. Indianapolis, 09/15/24	NO SACKS/NO INTERCEPTIONS ALLOWED	@ N.Y. Giants, 12/11/23
(7, 7, 14, 7 Points), Green Bay 35, Detroit 17 vs. Detroit, 09/20/21	SCORE TOUCHDOWN IN EACH QUARTER	(7, 7, 6, 7 Points), Tennessee 27, Green Bay 17 vs. Tennessee, 11/17/22
31 (first half), Green Bay 34, Detroit 27 vs. Detroit, 09/25/16	30 ONE-HALF POINTS	35 (first half), Tennessee 47, Green Bay 25 @ Tennessee, 11/13/16
Green Bay 33, Minnesota 10 @ Minnesota, 12/31/23	WON GAME BY 20+ POINTS	New Orleans 38, Green Bay 3 @ New Orleans, 09/12/21

TRANSACTIONS BY DATE

DATE	POS.	PLAYER	TRANSACTION
9/14	QB	Sean Clifford	Elevated from the practice squad to the active roster for game day
9/10	TE	Johnny Lumpkin	Signed to practice squad
9/10	WR	TJ Luther	Signed to practice squad
9/10	RB	La'Mical Perine	Released from practice squad
9/10	WR	Jalen Wayne	Released from practice squad
9/6	RB	Ellis Merriweather	Elevated from the practice squad to the active roster for game day
9/3	RB	Chris Brooks	Signed to practice squad
9/3	TE	Messiah Swinson	Contract terminated by player
8/30	FB	Andrew Beck	Signed to practice squad
8/30	CB	Kamal Hadden	Signed to practice squad
8/30	RB	Nate McCrary	Placed on practice squad/injured reserve
8/30	RB	La'Mical Perine	Signed to practice squad
8/29	S	Omar Brown	Signed to practice squad
8/29	K	Brayden Narveson	Claimed off waivers from the Tennessee Titans
8/29	LB	Chris Russell	Signed to practice squad
8/28	WR	Jalen Wayne	Signed to practice squad
8/28	DL	Deshaun Alexander	Signed to practice squad
8/28	QB	Sean Clifford	Signed to practice squad
8/28	DL	James Ester	Signed to practice squad
8/28	K	Alex Hale	Signed to practice squad
8/28	WR	Julian Hicks	Signed to practice squad
8/28	G/T	Donovan Jennings	Signed to practice squad
8/28	K	Greg Joseph	Released
8/28	CB	Kalen King	Signed to practice squad
8/28	RB	Nate McCrary	Signed to practice squad
8/28	RB	Ellis Merriweather	Signed to practice squad
8/28	CB	Robert Rochell	Signed to practice squad
8/28	G/C	Lecitus Smith	Signed to practice squad
8/28	TE	Messiah Swinson	Signed to practice squad
8/27	DL	Deshaun Alexander	Released
8/27	DL	Brevin Allen	Released
8/27	DL	Keshawn Banks	Released
8/27	K	Anders Carlson	Released
8/27	QB	Sean Clifford	Released
8/27	CB	LJ Davis	Waived/injured
8/27	TE	Tyler Davis	Placed on injured reserve
8/27	RB	AJ Dillon	Placed on injured reserve
8/27	WR	Grant DuBose	Released
8/27	DL	James Ester	Released
8/27	DL	Jonathan Ford	Placed on injured reserve/designated for return
8/27	LB	Ralen Goforth	Waived/injured
8/27	CB	Gemon Green	Released
8/27	K	Alex Hale	Released
8/27	WR	Julian Hicks	Released
8/27	G/T	Donovan Jennings	Released
8/27	S	Anthony Johnson Jr.	Released
8/27	T	Caleb Jones	Released
8/27	CB	Kalen King	Released
8/27	RB	Nate McCrary	Released
8/27	RB	Ellis Merriweather	Released
8/27	DL	Zach Morton	Released
8/27	G/T	Royce Newman	Released
8/27	TE	Henry Pearson	Released
8/27	QB	Michael Pratt	Released
8/27	CB	Robert Rochell	Released
8/27	LB	Chris Russell	Released
8/27	S	Benny Sapp III	Released
8/27	DL	Keonte Schaad	Released
8/27	G/C	Lecitus Smith	Released
8/27	WR	Dimitri Stanley	Released
8/27	TE	Messiah Swinson	Released
8/27	T	Luke Tenuta	Released
8/27	WR	Samori Toure	Released
8/27	DL	Spencer Waage	Released
8/27	WR	Jalen Wayne	Released
8/27	LB	Kristian Welch	Released
8/27	TE	Joel Wilson	Released
8/27	LB	Christian Young	Released
8/22	DL	Keonte Schaad	Signed
8/21	DL	Kenneth Odumegwu	Released
8/20	RB	Jarveon Howard	Waived/injured
8/20	FB	Henry Pearson	Signed
8/14	LS	Peter Bowden	Released
8/14	S	Tyler Coyle	Released

8/14	RB	Nate McCrary	Signed
8/14	LB	Chris Russell	Signed
8/7	DL	Brevin Allen	Signed
8/7	CB	Don Callis	Waived/injured
8/7	DL	Zach Morton	Signed
8/7	WR	Rory Starkey	Waived/injured
8/5	QB	Jacob Eason	Released
7/30	LS	Peter Bowden	Signed
7/30	CB	Don Callis	Signed
7/30	CB	LJ Davis	Signed
7/30	CB	Zyon Gilbert	Released
7/30	FB	Henry Pearson	Released
7/30	K	James Turner	Released
7/27	QB	Jordan Love	Signed contract extension
7/23	LS	Peter Bowden	Released
7/23	QB	Jacob Eason	Signed
7/21	DL	Kenny Clark	Signed contract extension
7/19	WR	Alex McGough	Waived/injured
7/19	WR	Rory Starkey	Signed
7/19	WR	Jalen Wayne	Signed
6/24	K	James Turner	Claimed off waivers from the Detroit Lions
6/19	K	Jack Podlesny	Released
6/13	T/G	Jordan Morgan	Signed
6/3	S	Javon Bullard	Signed
5/23	LB	Edgerrin Cooper	Signed
5/14	OL	Travis Glover	Signed
5/14	LB	Ty Ron Hopper	Signed
5/14	RB	MarShawn Lloyd	Signed
5/14	OL	Jacob Monk	Signed
5/14	S	Kitan Oldapog	Signed
5/14	S	Evan Williams	Signed
5/13	DL	Spencer Waage	Claimed off waivers from the San Francisco 49ers
5/6	WR	Julian Hicks	Signed
5/6	CB	Anthony Johnson	Released
5/6	DL	Deandre Johnson	Released
5/6	WR	Thyrick Pitts	Waived/injured
5/6	OL	Lecitus Smith	Signed
5/6	WR	Dimitri Stanley	Signed
5/3	LS	Peter Bowden	Signed
5/3	DL	James Ester	Signed
5/3	LB	Ralen Goforth	Signed
5/3	RB	Jarveon Howard	Signed
5/3	OL	Donovan Jennings	Signed
5/3	CB	Kalen King	Signed
5/3	QB	Michael Pratt	Signed
5/3	TE	Messiah Swinson	Signed
4/18	T	Andre Dillard	Signed
4/10	CB	Gemon Green	Signed
3/28	K	Greg Joseph	Signed
3/23	LB	Eric Wilson	Re-signed
3/19	CB	Robert Rochell	Re-signed
3/15	RB	AJ Dillon	Re-signed
3/15	CB	Keisean Nixon	Re-signed
3/14	RB	Josh Jacobs	Signed
3/14	S	Xavier McKinney	Signed
3/14	LB	Kristian Welch	Re-signed
3/13	LB	De'Vondre Campbell	Released
3/12	CB	Corey Ballentine	Re-signed
3/12	TE	Tyler Davis	Re-signed
3/11	T	David Bakhtiari	Released
3/11	RB	Aaron Jones	Released
1/24	K	Jack Podlesny	Signed
1/22	LB	Keshawn Banks	Signed
1/22	S	Tyler Coyle	Signed
1/22	WR	Grant DuBose	Signed
1/22	DL	Jonathan Ford	Signed
1/22	CB	Zyon Gilbert	Signed
1/22	CB	Anthony Johnson	Signed
1/22	QB	Alex McGough	Signed
1/22	RB	Ellis Merriweather	Signed
1/22	LB	Arron Mosby	Signed
1/22	LB	Kenneth Odumegwu	Signed
1/22	FB	Henry Pearson	Signed
1/22	WR	Thyrick Pitts	Signed
1/22	T	Kadeem Telfort	Signed
1/22	TE	Joel Wilson	Signed

TRANSACTIONS BY PLAYER

Alexandre, Deslin - DL

8/27/24 Released
8/28/24 Signed to practice
squad

Allen, Brevin - DL

8/7/24 Signed
8/27/24 Released

Bakhtiari, David - T

3/11/24 Released

Ballentine, Corey - CB

3/12/24 Re-signed

Banks, Keshawn - DL

1/22/24 Signed
8/27/24 Released

Beck, Andrew - FB

8/30/24 Signed to practice
squad

Bowden, Peter - LS

5/3/24 Signed
7/23/24 Released
7/30/24 Signed
8/14/24 Released

Brooks, Chris - RB

9/3/24 Signed to practice
squad

Brown, Omar - S

8/29/24 Signed to practice
squad

Bullard, Javon - S

6/3/24 Signed

Callis, Don - CB

7/30/24 Signed
8/7/24 Waived/injured

Campbell, De'Vondre - LB

3/13/24 Released

Carlson, Anders - K

8/27/24 Released

Clark, Kenny - DL

7/21/24 Signed contract exten-
sion

Clifford, Sean - QB

8/27/24 Released
8/28/24 Signed to practice
squad
9/14/24 Elevated from the practice
squad to the active
roster for gameday

Cooper, Edgerrin - LB

5/23/24 Signed

Coyle, Tyler - S

1/22/24 Signed
8/14/24 Released

Davis, LJ - CB

7/30/24 Signed
8/27/24 Waived/injured

Davis, Tyler - TE

3/12/24 Re-signed
8/27/24 Placed on injured
reserve

Dillard, Andre - T

4/18/24 Signed

Dillon, AJ - RB

3/15/24 Re-signed
8/27/24 Placed on injured
reserve

DuBose, Grant - WR

1/22/24 Signed
8/27/24 Released

Ester, James - DL

5/3/24 Signed
8/27/24 Released
8/28/24 Signed to practice
squad

Eason, Jacob - QB

7/23/24 Signed
8/5/24 Released

Ford, Jonathan - DL

1/22/24 Signed
8/27/24 Placed on injured
reserve/designated for
return

Gilbert, Zyon - CB

1/22/24 Signed
7/30/24 Released

Glover, Travis - T

5/14/24 Signed

Goforth, Ralen - LB

5/3/24 Signed
8/27/24 Waived/injured

Green, Gemon - CB

4/10/24 Signed
8/27/24 Released

Hadden, Kamal - CB

8/30/24 Signed to practice
squad

Hale, Alex - K

8/7/24 Signed
8/27/24 Released
8/28/24 Signed to practice
squad

Hicks, Julian - WR

5/6/24 Signed
8/27/24 Released
8/28/24 Signed to practice
squad

Hopper, Ty'Ron - LB

5/14/24 Signed

Howard, Jarveon - RB

5/3/24 Signed
8/20/24 Waived/injured

Jacobs, Josh - RB

3/14/24 Signed

Jennings, Donovan - G/T

5/3/24 Signed
8/27/24 Released
8/28/24 Signed to practice
squad

Johnson, Anthony - CB

1/22/24 Signed
5/6/24 Released

Johnson Jr., Anthony - S

8/27/24 Released

Johnson, Deandre - DL

5/6/24 Released

Jones, Aaron - RB

3/11/24 Released

Jones, Caleb - T

8/27/24 Released

Jones, Trente - OL

5/3/24 Signed
5/13/24 Placed on reserve/
retired list

Joseph, Greg - K

3/28/24 Signed
8/28/24 Released

King, Kalen - CB

5/3/24 Signed
8/27/24 Released
8/28/24 Signed to practice
squad

Lloyd, MarShawn - RB

5/14/24 Signed

Love, Jordan - QB

7/27/24 Signed contract exten-
sion

Lumpkin, Johmmy - TE

9/10/24 Signed to practice
squad

Luther, TJ - WR

9/10/24 Signed to practice
squad

Mathews, Rodney - DL

5/3/24 Signed
5/9/24 Released

McCrary, Nate - RB

8/14/24 Signed
8/27/24 Released
8/28/24 Signed to practice
squad
8/30/24 Placed on practice
squad/injured reserve

McGough, Alex - WR

1/22/24 Signed
7/19/24 Waived/injured

McKinney, Xavier - S

3/14/24 Signed

Merriweather, Ellis - RB

1/22/24 Signed
8/27/24 Released
8/28/24 Signed to practice
squad
9/6/24 Elevated from the practice
squad to the active
roster for gameday

Monk, Jacob - C/G

5/14/24 Signed

Morgan, Jordan - T/G
6/13/24 Signed

Mosby, Arron - DL
1/22/24 Signed

Morton, Zach - DL
8/7/24 Signed
8/27/24 Released

Narveson, Brayden - K
8/29/24 Claimed off waivers
from Tennessee Titans

Newman, Royce - G/T
8/27/24 Released

Nixon, Keisean - CB
3/15/24 Re-signed

Odumegwu, Kenneth - DL
1/22/24 Signed
8/21/24 Released

Oladapo, Kitan - S
5/14/24 Signed

Pearson, Henry - TE
1/22/24 Signed
7/30/24 Released
8/20/24 Signed
8/27/24 Released

Perine, La'Mical - RB
8/30/24 Signed to practice
squad
9/10/24 Released from practice
squad

Pitts, Thyrick - WR
1/22/24 Signed
5/6/24 Waived/injured

Podlesny, Jack - K
1/24/24 Signed
6/19/24 Released

Pratt, Michael - QB
5/3/24 Signed
8/27/24 Released

Rochell, Robert - CB
3/19/24 Re-signed
8/27/24 Released
8/28/24 Signed to practice
squad

Russell, Chris - LB
8/14/24 Signed
8/27/24 Released
8/29/24 Signed to practice
squad

Sapp III, Benny - S
8/27/24 Released

Schad, Keonte - DL
8/22/24 Signed
8/27/24 Released

Smith, Lecitus - G/C
5/6/24 Signed
8/27/24 Released
8/28/24 Signed to practice
squad

Stanley, Dimitri - WR
5/6/24 Signed
8/27/24 Released

Starkey, Rory - WR
7/19/24 Signed
8/7/24 Waived/injured

Swinson, Messiah - TE
5/3/24 Signed
8/27/24 Released
8/28/24 Signed to practice
squad
9/3/24 Contract terminated by
player

Telfort, Kadeem - T
1/22/24 Signed

Tenuta, Luke - T
8/27/24 Released

Toure, Samori - WR
8/27/24 Released

Turner, James - K
6/24/24 Claimed off waivers
from Detroit Lions
7/30/24 Released

Waage, Spencer - DL
5/13/24 Claimed off waivers
from San Francisco
49ers
8/27/24 Released

Wayne, Jalen - WR
7/19/24 Signed
8/27/24 Released
8/28/24 Signed to practice
squad
9/10/24 Released from practice
squad

Welch, Kristian - LB
3/14/24 Re-signed
8/27/24 Released

Williams, Evan - S
5/14/24 Signed

Willis, Malik - QB
8/27/24 Acquired via trade from
Tennessee Titans

Wilson, Eric - LB
3/23/24 Re-signed

Wilson, Joel - TE
1/22/24 Signed
8/27/24 Released

Young, Christian - LB
8/27/24 Released



GAME SUMMARIES



GAME SUMMARY [LAST MATCHUP]



27

2022 WEEK 11
Tennessee Titans 27, Green Bay Packers 17
77,506 @ Lambeau Field @ Nov 17, 2022



17

Tennessee Titans	7	7	6	7	—	27
Green Bay Packers	6	0	11	0	—	17

Tennessee Titans Starters

OFFENSE	DEFENSE
WR 2 R. Woods	DL 95 D. Walker
TE 85 C. Okonkwo	DT 98 J. Simmons
LT 71 D. Daley	NT 93 T. Tart
LG 75 D. Radunz	OLB 96 D. Aultrey
C 55 A. Brewer	ILB 51 D. Long Jr.
RG 64 N. Davis	ILB 56 M. Rice
RT 78 N. Petit-Frere	OLB 52 J. Schobert
FB 15 N. Westbrook-Ikhine	CB 21 R. McCreary
FB 16 T. Burks	CB 26 K. Fulton
QB 17 R. Tannehill	S 31 K. Byard
RB 22 D. Henry	S 47 A. Adams

Green Bay Packers Starters

OFFENSE	DEFENSE
WR 13 A. Lazard	DE 94 D. Lowry
LT 69 D. Bakhtiari	NT 97 K. Clark
LG 74 E. Jenkins	DE 90 J. Reed
C 71 J. Myers	OLB 91 P. Smith
RG 76 J. Runyan	ILB 7 Q. Walker
RT 73 Y. Nijman	OLB 55 K. Enagbare
TE 89 M. Lewis	CB 29 R. Douglas
TE 81 J. Deguara	CB 23 J. Alexander
WR 9 C. Watson	S 20 R. Ford
QB 12 A. Rodgers	S 31 A. Amos
RB 33 A. Jones	S 26 D. Savage

SCORING DRIVES

TEAM	QTR	TIME	SCORING PLAY	TEN	GB
Titans	1	10:31	D.Hilliard 14 yd. pass from R.Tannehill (J.Lambo kick) (8-83, 4:29)	7	0
Packers	1	00:00	C.Watson 14 yd. pass from A.Rodgers (kick blocked) (11-78, 7:01)	7	6
Titans	2	00:32	D.Henry 4 yd. run (J.Lambo kick) (9-41, 2:49)	14	6
Packers	3	08:25	M.Crosby 39 yd. Field Goal (13-51, 6:35)	14	9
Titans	3	05:17	A.Hooper 3 yd. pass from D.Henry (kick failed, hru) (6-91, 3:08)	20	9
Packers	3	02:04	C.Watson 8 yd. pass from A.Rodgers (A.Rodgers-A.Jones pass) (7-69, 3:13)	20	17
Titans	4	14:55	A.Hooper 16 yd. pass from R.Tannehill (J.Lambo kick) (5-63, 2:09)	27	17

TENNESSEE TITANS

PASSING	ATT	CP	YDS	SK/YD	TD	LG	INT	RTG
Ryan Tannehill	27	22	333	3/17	2	51	1	127.3
Derrick Henry	2	2	4	0/0	1	3t	0	118.8
TOTAL	29	24	337	3/17	3	51	1	135.2

RUSHING	ATT	YDS	AVG	LG	TD
Derrick Henry	28	87	3.1	9	1
Dontrell Hilliard	1	4	4.0	4	0
Ryan Tannehill	3	-3	-1.0	-1	0
TOTAL	32	88	2.8	9	1

RECEIVING	NO	YDS	AVG	LG	TD
Treyton Burks	7	111	15.9	51	0
Robert Woods	6	69	11.5	32	0
Austin Hooper	4	36	9.0	16t	2
Derrick Henry	2	45	22.5	42	0
Nick Westbrook-Ikhine	2	28	14.0	19	0
Chig Okonkwo	1	31	31.0	31	0
Dontrell Hilliard	1	14	14.0	14t	1
Geoff Swaim	1	3	3.0	3	0
TOTAL	24	337	14.0	51	3

TOP DEFENSE	TOT	SOLO	AST	SCK	YDS	INT
David Long Jr.	9	6	3	0.0	0.0	0
Kevin Byard	6	6	0	0.0	0.0	0
Joshua Kalu	6	6	0	0.0	0.0	0

FIELD GOALS	FGM/FGA	PERCENT	RESULTS
No Field Goals			

GREEN BAY PACKERS

PASSING	ATT	CP	YDS	SK/YD	TD	LG	INT	RTG
Aaron Rodgers	39	24	227	1/12	2	28	0	94.7
TOTAL	39	24	227	1/12	2	28	0	94.7

RUSHING	ATT	YDS	AVG	LG	TD
Aaron Jones	12	40	3.3	14	0
AJ Dillon	6	13	2.2	5	0
Christian Watson	1	3	3.0	3	0
TOTAL	19	56	2.9	14	0

RECEIVING	NO	YDS	AVG	LG	TD
Randall Cobb	6	73	12.2	28	0
Aaron Jones	6	20	3.3	11	0
Allen Lazard	5	57	11.4	23	0
Christian Watson	4	48	12.0	18	2
Robert Tonyan	2	19	9.5	10	0
AJ Dillon	1	10	10.0	10	0
TOTAL	24	227	9.5	28	2

TOP DEFENSE	TOT	SOLO	AST	SCK	YDS	INT
Krys Barnes	12	5	7	1.0	0.0	0
Quay Walker	11	7	4	0.5	4.5	0
Adrian Amos	9	5	4	0.0	0.0	0

FIELD GOALS	FGM/FGA	PERCENT	RESULTS
Mason Crosby	1-1	100.0	39G
TOTAL	1-1	100.0	

Team Statistics

	Titans	Packers
First Downs	21	15
3rd-Down Eff. (Made/Att/Pct)	7/13/54%	7/14/50%
4th-Down Eff. (Made/Att/Pct)	1/2/50%	0/2/0%
Total Net Yards	408	271
Total Plays	64	59
Yards Per Play	6.4	4.6
Rushes/Net Yards	32/88	19/56
Net Passing	320	215
Pass Attempts/Completions	29/24	39/24
Had Intercepted	1	0
Sacked/Yards Lost	3/17	1/12
Punts/Average	3/50.7	4/47.3
Penalties/Yards	2/19	5/40
Fumbles/Lost	0/0	1/0
Possession Time	32:28	27:32

GAME SUMMARIES



29

WEEK 1
Philadelphia Eagles 34, Green Bay Packers 29
 47,236 🦋 Corinthians Arena 🦋 Sep 6, 2024



34

Green Bay Packers	6	13	7	3	—	29
Philadelphia Eagles	0	17	14	3	—	34

Philadelphia Eagles Starters

OFFENSE		DEFENSE	
WR 11	A. Brown	DE 0	B. Huff
TE 81	G. Calcaterra	OT 98	J. Carter
TE 88	D. Goedert	OT 90	J. Davis
LT 68	J. Mubia	OT 93	M. Williams
LG 69	L. Dickerson	LB 53	Z. Baun
C 51	C. Jurgens	LB 17	N. Dean
RG 77	M. Becton	OLB 19	J. Sweat
RT 65	L. Johnson	CB 27	D. Mitchell
WR 6	D. Smith	CB 2	D. Slay
QB 1	J. Hurts	S 8	C. Gardner-Johnson
RB 26	S. Barkley	S 32	R. Blankenship

Green Bay Packers Starters

OFFENSE		DEFENSE	
WR 87	R. Doubs	DE 91	P. Smith
LT 83	R. Walker	DT 93	T. Slaton
LG 74	E. Jenkins	DT 97	K. Clark
C 71	J. Myers	DE 52	R. Gary
RG 75	S. Rhyan	LB 7	Q. Walker
RT 50	Z. Tom	LB 45	E. Wilson
TE 88	L. Musgrave	LB 58	I. McCuffee
TE 65	T. Kraft	CB 21	E. Stokes
WR 9	C. Watson	CB 23	J. Alexander
QB 10	J. Love	S 20	J. Bullard
RB 8	J. Jacobs	S 29	X. McKinney

OFFICIALS: Referee: Ronald Torbert (62), Umpire: Barry Anderson (20), Down Judge: Frank LeBlanc (44), Line Judge: Brian Bollinger (40), Field Judge: Ryan Dickson (25), Side Judge: Keith Washington (7), Back Judge: Tony Josselyn (67), Replay Official: Mike Chase, Replay Assistant: Jamie Afieri-Tuss

SCORING DRIVES

TEAM	QTR	TIME	SCORING PLAY	GB	PHI
Packers	1	08:26	B.Narveson 31 yd. Field Goal (5-6, 2:20)	3	0
Packers	1	03:01	B.Narveson 23 yd. Field Goal (8-8, 4:05)	6	0
Eagles	2	12:38	S.Barkley 18 yd. pass from J.Hurts (J.Elliott kick) (11-70, 5:23)	6	7
Packers	2	10:16	J.Reed 33 yd. run (run failed) (5-70, 2:22)	12	7
Eagles	2	05:34	S.Barkley 11 yd. run (J.Elliott kick) (9-70, 4:42)	12	14
Packers	2	05:11	J.Reed 70 yd. pass from J.Love (B.Narveson kick) (3-70, 0:23)	18	14
Eagles	2	00:00	J.Elliott 38 yd. Field Goal (15-57, 5:11)	19	17
Eagles	3	14:09	A.Brown 67 yd. pass from J.Hurts (J.Elliott kick) (2-70, 0:51)	19	24
Packers	3	11:55	C.Watson 2 yd. pass from J.Love (B.Narveson kick) (6-70, 2:14)	26	24
Eagles	3	04:26	S.Barkley 2 yd. run (J.Elliott kick) (4-24, 1:42)	26	31
Packers	4	07:52	B.Narveson 26 yd. Field Goal (10-79, 5:01)	29	31
Eagles	4	00:27	J.Elliott 21 yd. Field Goal (16-67, 7:25)	29	34

GREEN BAY PACKERS

PASSING	ATT	CP	YDS	SK/YD	TD	LG	INT	RTG
Jordan Love	34	17	260	1/5	2	70	1	83.0
Malik Willis	1	0	0	1/4	0	0	0	39.6
TOTAL	35	17	260	2/9	2	70	1	80.7

RUSHING	ATT	YDS	AVG	LG	TD
Josh Jacobs	16	84	5.3	32	0
Emanuel Wilson	4	46	11.5	18	0
Jayden Reed	1	33	33.0	33	1
TOTAL	21	163	7.8	33	1

RECEIVING	NO	YDS	AVG	LG	TD
Jayden Reed	4	138	34.5	70	1
Romeo Doubs	4	50	12.5	19	0
Christian Watson	3	13	4.3	6	1
Tucker Kraft	2	37	18.5	29	0
Josh Jacobs	2	20	10.0	11	0
Emanuel Wilson	2	2	1.0	2	0
TOTAL	17	260	15.3	70	2

TOP DEFENSE	TOT	SOLO	AST	SCK	YDS	INT
Javon Bullard	11	7	4	0.0	0.0	0
Quay Walker	11	7	4	0.0	0.0	0
Keisean Nixon	7	6	1	1.0	6.0	0

FIELD GOALS	FGM/FGA	PERCENT	RESULTS
Brayden Narveson	3-4	75.0	31G, 23G, 43RU, 26G
TOTAL	3-4	75.0	

PHILADELPHIA EAGLES

PASSING	ATT	CP	YDS	SK/YD	TD	LG	INT	RTG
Jalen Hurts	34	20	278	2/12	2	67	2	80.3
TOTAL	34	20	278	2/12	2	67	2	80.3

RUSHING	ATT	YDS	AVG	LG	TD
Saquon Barkley	24	109	4.5	34	2
Jalen Hurts	13	33	2.5	8	0
Kenneth Gainwell	1	2	2.0	2	0
TOTAL	38	144	3.8	34	2

RECEIVING	NO	YDS	AVG	LG	TD
DeVonta Smith	7	84	12.0	25	0
A.J. Brown	5	119	23.8	67	1
Dallas Goedert	4	31	7.8	21	0
Saquon Barkley	2	23	11.5	18	1
Grant Calcaterra	1	11	11.0	11	0
Kenneth Gainwell	1	10	10.0	10	0
TOTAL	20	278	13.9	67	2

TOP DEFENSE	TOT	SOLO	AST	SCK	YDS	INT
Zack Baun	15	11	4	2.0	9.0	0
Reed Blankenship	8	4	4	0.0	0.0	1
Quinyon Mitchell	5	4	1	0.0	0.0	0

FIELD GOALS	FGM/FGA	PERCENT	RESULTS
Jake Elliott	2-2	100.0	38G, 21G
TOTAL	2-2	100.0	

SAO PAULO (AP) — Saquon Barkley scored three touchdowns Friday night in the first NFL game in South America and led the Eagles to a 34-29 victory over the Green Bay Packers, who lost quarterback Jordan Love to an injury in the closing seconds. Barkley rushed for 109 yards and scored on an 18-yard catch and runs of 11 and 2 yards. Jalen Hurts was 20 of 34 for 278 yards with two touchdowns and two interceptions for the Eagles. Green Bay's Jayden Reed scored on a 33-yard jet sweep and a 70-yard reception, which was the longest touchdown completion of Love's career. Reed became the first player to have a touchdown catch of 30-plus yards and a touchdown run of 30-plus yards in a season opener since Hall of Famer Jim Brown of the Cleveland Browns against Washington in 1963. Love went 17 of 34 for 260 yards with two touchdowns and an interception. Philadelphia committed turnovers on each of its first two series, enabling Green Bay to start back-to-back drives in the red zone, but the Packers settled for field goals both times. The offenses took over in the second and third quarters. Six of seven possessions resulted in touchdowns.

Team Statistics

First Downs	19
3rd-Down Eff. (Made/Att/Pct)	3/11/27%
4th-Down Eff. (Made/Att/Pct)	1/1/100%
Total Net Yards	414
Total Plays	58
Yards Per Play	7.1
Rushes/Net Yards	21/163
Net Passing	251
Pass Attempts/Completions	35/17
Had Intercepted	1
Sacked/Yards Lost	2/9
Punts/Average	2/37.0
Penalties/Yards	10/71
Fumbles/Lost	1/0
Possession Time	27:13

Packers Eagles

First Downs	19	25
3rd-Down Eff. (Made/Att/Pct)	3/11/27%	4/14/29%
4th-Down Eff. (Made/Att/Pct)	1/1/100%	1/1/100%
Total Net Yards	414	410
Total Plays	58	74
Yards Per Play	7.1	5.5
Rushes/Net Yards	21/163	38/144
Net Passing	251	266
Pass Attempts/Completions	35/17	34/20
Had Intercepted	1	2
Sacked/Yards Lost	2/9	2/12
Punts/Average	2/37.0	2/50.5
Penalties/Yards	10/71	7/57
Fumbles/Lost	1/0	2/1
Possession Time	27:13	32:47

GAME SUMMARIES



10

WEEK 2

Green Bay Packers 16, Indianapolis Colts 10
77,827 🏈 Lambeau Field 🏈 Sep 15, 2024



16

Indianapolis Colts	0	0	3	7	—	10
Green Bay Packers	10	0	3	3	—	16

Indianapolis Colts Starters

OFFENSE		DEFENSE	
LT	79 B. Raimann	DE	94 T. Lewis
LG	56 Q. Nelson	DT	96 T. Bryan
C	78 R. Kelly	NT	90 G. Stewart
RG	75 W. Fries	DE	51 K. Payne
RT	72 B. Smith	WLB	45 E. Speed
TE	85 D. Ogletree	MLB	44 Z. Franklin
WR	10 A. Mitchell	CB	40 J. Jones
WR	14 A. Pierce	CB	23 K. Moore II
WR	11 M. Pittman Jr.	CB	33 S. Wornack III
QB	5 A. Richardson	FS	25 R. Thomas II
RB	28 J. Taylor	SS	20 N. Cross

Green Bay Packers Starters

OFFENSE		DEFENSE	
WR	9 C. Watson	DE	91 P. Smith
LT	63 R. Walker	DT	97 K. Clark
LG	74 E. Jenkins	DT	93 T. Stanton
C	71 J. Myers	DE	52 R. Gary
RG	75 S. Rhyan	LB	7 Q. Walker
RT	50 Z. Tom	LB	58 I. McDuffie
TE	88 L. Musgrave	CB	23 J. Alexander
TE	85 T. Koath	CB	21 E. Stokes
WR	87 R. Doubs	CB	25 K. Nixon
QB	2 M. Willis	S	29 X. McKinney
RB	8 J. Jacobs	S	20 J. Bullard

OFFICIALS: Referee: Shawn Hochuli (83), Umpire: Terry Killens Jr. (77), Down Judge: Patrick Holt (106), Line Judge: Tim Podraza (47), Field Judge: Jason Ledet (72), Side Judge: Jim Quirk (5), Back Judge: Jimmy Russell (82), Replay Official: James Nicholson, Replay Assistant: Adam Choate

SCORING DRIVES

TEAM	QTR	TIME	SCORING PLAY	IND	GB
Packers	1	10:30	B.Narveson 46 yd. Field Goal (8-42, 4:30)	0	3
Packers	1	03:18	D.Wicks 14 yd. pass from M.Willis (B.Narveson kick) (11-82, 6:21)	0	10
Packers	3	08:25	B.Narveson 42 yd. Field Goal (7-23, 3:55)	0	13
Colts	3	04:32	M.Gay 34 yd. Field Goal (7-54, 3:53)	3	13
Packers	4	10:50	B.Narveson 34 yd. Field Goal (7-44, 3:22)	3	16
Colts	4	01:47	A.Pierce 4 yd. pass from A.Richardson (M.Gay kick) (12-65, 2:23)	10	16

INDIANAPOLIS COLTS

PASSING	ATT	CP	YDS	SK/YD	TD	LG	INT	RTG
Anthony Richardson	34	17	204	1/6	1	30	3	41.8
TOTAL	34	17	204	1/6	1	30	3	41.8

RUSHING	ATT	YDS	AVG	LG	TD
Jonathan Taylor	12	103	8.6	29	0
Anthony Richardson	4	37	9.3	21	0
Trey Sermon	2	0	0.0	4	0
TOTAL	18	140	7.8	29	0

RECEIVING	NO	YDS	AVG	LG	TD
Alec Pierce	5	56	11.2	18	1
Michael Pittman Jr.	3	21	7.0	11	0
Jonathan Taylor	2	32	16.0	18	0
Adonai Mitchell	1	30	30.0	30	0
Mo Alie-Cox	1	22	22.0	22	0
Ashton Dulin	1	13	13.0	13	0
Drew Ogletree	1	12	12.0	12	0
Kylen Granson	1	9	9.0	9	0
Trey Sermon	1	7	7.0	7	0
Tyler Goodson	1	2	2.0	2	0
TOTAL	17	204	12.0	30	1

TOP DEFENSE	TOT	SOLO	AST	SCK	YDS	INT
Nick Cross	15	10	5	0.0	0.0	0
E.J. Speed	11	8	3	0.0	0.0	0
Zaire Franklin	10	5	5	0.0	0.0	0

FIELD GOALS	FGM/FGA	PERCENT	RESULTS
Matt Gay	1-2	50.0	34G, 50WL
TOTAL	1-2	50.0	

GREEN BAY PACKERS

PASSING	ATT	CP	YDS	SK/YD	TD	LG	INT	RTG
Malik Willis	14	12	122	0/0	1	39	0	126.8
TOTAL	14	12	122	0/0	1	39	0	126.8

RUSHING	ATT	YDS	AVG	LG	TD
Josh Jacobs	32	151	4.7	34	0
Malik Willis	6	41	6.8	19	0
Jayden Reed	2	37	18.5	22	0
MarShawn Lloyd	6	15	2.5	5	0
Emanuel Wilson	5	9	1.8	4	0
Bo Melton	2	8	4.0	16	0
TOTAL	53	261	4.9	34	0

RECEIVING	NO	YDS	AVG	LG	TD
Romeo Doubs	3	62	20.7	39	0
Dontayvion Wicks	3	26	8.7	14	1
Tucker Kraft	2	16	8.0	17	0
Jayden Reed	2	9	4.5	9	0
Luke Musgrave	1	6	6.0	6	0
MarShawn Lloyd	1	3	3.0	3	0
TOTAL	12	122	10.2	39	1

TOP DEFENSE	TOT	SOLO	AST	SCK	YDS	INT
Quay Walker	6	6	0	0.0	0.0	0
Javon Bullard	5	3	2	0.0	0.0	0
Isaiah McDuffie	4	3	1	0.0	0.0	0

FIELD GOALS	FGM/FGA	PERCENT	RESULTS
Brayden Narveson	3-4	75.0	46G, 42G, 34G, 45WR
TOTAL	3-4	75.0	

GREEN BAY, Wis. (AP) — With plenty of help from his new teammates, Malik Willis went out and led the Packers to a victory over the Indianapolis Colts, 16-10, on Sunday. Acquired by Green Bay on Aug. 27 in a trade from Tennessee, Willis threw his first career touchdown pass to help the Packers withstand the absence of the injured Jordan Love. Willis played efficiently and went 12 of 14 for 122 yards, including a 14-yard touchdown pass to Dontayvion Wicks. Brayden Narveson went 3 of 4 on field-goal attempts to account for Green Bay's other points. Josh Jacobs ran for 151 yards on 32 carries to lead Green Bay's 261-yard rushing attack. The Packers gained 164 yards rushing in the first quarter alone, the highest first-quarter total for any NFL team since the Denver Broncos had 167 in the opening period of a 41-23 loss to the New England Patriots on Dec. 18, 2011. By halftime, the Packers had 237 yards rushing on 34 carries. The defense hounded Anthony Richardson into three interceptions. Indianapolis' Jonathan Taylor rushed for 103 yards on 12 carries, but didn't touch the ball in the fourth quarter. Richardson was 17 of 34 for 204 yards with one touchdown to go along with his three interceptions. Richardson also ran for 37 yards on four carries. Packers rookie Evan Williams intercepted a Hail Mary attempt from the Indianapolis 41 to end the game.

Team Statistics

First Downs	19
3rd-Down Eff. (Made/Att/Pct)	2/9/22%
4th-Down Eff. (Made/Att/Pct)	1/2/50%
Total Net Yards	338
Total Plays	53
Yards Per Play	6.4
Rushes/Net Yards	18/140
Net Passing	198
Pass Attempts/Completions	34/17
Had Intercepted	3
Sacked/Yards Lost	1/6
Punts/Average	3/53.7
Penalties/Yards	3/20
Fumbles/Lost	3/0
Possession Time	19:49

Colts Packers

19	19
10/17/59%	10/17/59%
0/0/0%	0/0/0%
383	383
67	67
5.7	5.7
53/261	53/261
122	122
3	3
0/0	0/0
3/46.3	3/46.3
6/50	6/50
2/1	2/1
40:11	40:11

National Football League Game Summary

NFL Copyright © 2024 by The National Football League. All rights reserved. This summary and play-by-play is for the express purpose of assisting media in their coverage of the game; any other use of this material is prohibited without the written permission of the National Football League.

Date: Sunday, 9/15/2024

Indianapolis Colts at Green Bay Packers

Start Time: 12:02 PM EDT

at Lambeau Field, Green Bay, WI

Game Day Weather

Game Weather: Sunny
Open Stadium on Natural Grass

Temp: 85° F (29.4° C) Humidity: 58%, Wind: S 7 mph

Officials

Referee: Hochuli, Shawn (83)
Line Judge: Podraza, Tim (47)
Back Judge: Russell, Jimmy (82)

Umpire: Killens Jr., Terry (77)
Field Judge: Ledet, Jason (72)
Replay Official: Nicholson, James (0)

Down Judge: Holt, Patrick (106)
Side Judge: Quirk, Jim (5)

Lineups

Indianapolis Colts

Offense		Defense	
WR 11 M.Pittman	DE 51 K.Paye		
LT 79 B.Raimann	DT 96 T.Bryan		
LG 56 Q.Nelson	NT 90 G.Stewart		
C 78 R.Kelly	DE 94 T.Lewis		
RG 75 W.Fries	WLB 45 E.Speed		
RT 72 B.Smith	MLB 44 Z.Franklin		
TE 85 A.Ogletree	CB 33 S.Womack		
WR 14 A.Pierce	FS 25 R.Thomas		
WR 10 A.Mitchell	SS 20 N.Cross		
QB 5 A.Richardson	CB 23 K.Moore		
RB 28 J.Taylor	CB 40 J.Jones		

Green Bay Packers

Offense		Defense	
WR 9 C.Watson	DE 91 P.Smith		
LT 63 R.Walker	DT 97 K.Clark		
LG 74 E.Jenkins	DT 93 T.Slaton		
C 71 J.Myers	DE 52 R.Gary		
RG 75 S.Rhyan	LB 7 Q.Walker		
RT 50 Z.Tom	LB 58 I.McDuffie		
TE 88 L.Musgrave	CB 23 J.Alexander		
TE 85 T.Kraft	CB 21 E.Stokes		
WR 87 R.Doubs	CB 25 K.Nixon		
QB 2 M.Willis	S 29 X.McKinney		
RB 8 J.Jacobs	S 20 J.Bullard		

Substitutions

WR 6 A.Gould, K 7 M.Gay, P 8 R.Sanchez, WR 16 A.Dulin, CB 21 D.Flowers, RB 27 T.Sermon, RB 31 T.Goodson, CB 35 C.Lammons, LB 41 G.Stuard, S 43 T.Denbow, LS 46 L.Rhodes, S 48 R.Harrison, LB 50 S.Olubi, DE 54 D.Odeyingbo, DE 55 I.Land, LB 57 J.Carlies, C 63 D.Pinter, G 68 D.Tucker, T 71 M.Goncalves, TE 81 M.Alie-Cox, TE 83 K.Granson, DT 95 A.Adebawore, DE 97 L.Latu, DT 98 R.Davis, DT 99 D.Buckner

Substitutions

WR 11 J.Reed, WR 13 D.Wicks, WR 18 M.Heath, P 19 D.Whelan, CB 24 C.Valentine, CB 26 C.Ballentine, RB 31 Em.Wilson, RB 32 M.Lloyd, S 33 E.Williams, S 39 Z.Anderson, LS 42 M.Orzech, K 44 B.Narveson, LB 45 Er.Wilson, DL 53 A.Mosby, DL 55 K.Enagbare, LB 56 E.Cooper, LB 59 T.Hopper, C/G 62 J.Monk, T 76 K.Telfort, T/G 77 J.Morgan, WR 80 B.Melton, TE 89 B.Sims, DL 90 L.Van Ness, DL 94 K.Brooks, DL 95 D.Wyatt

Did Not Play

QB 15 J.Flacco

Did Not Play

QB 6 S.Clifford

Not Active

WR 1 J.Downs, 3QB 4 S.Ehlinger, S 32 J.Blackmon, G 60 T.Bortolini, T 73 B.Freeland, TE 86 W.Mallory, DE 92 G.Avery

Not Active

QB 10 J.Love, S 27 K.Oladapo, DL 57 B.Cox, T 73 A.Dillard, T 79 T.Glover, DL 96 C.Wooden

Field Goals (made) & missed)

M.Gay	(34)	50W/L	B.Narveson	(46)	(42)	(34)	45WR						
								1	2	3	4	OT	Total
VISITOR:	Indianapolis Colts							0	0	3	7	0	10
HOME:	Green Bay Packers							10	0	3	3	0	16

Scoring Plays

Team	Qtr	Time	Play Description (Extra Point) (Drive Info)	Visitor	Home
Packers	1	10:30	B.Narveson 46 yd. Field Goal (8-42, 4:30)	0	3
Packers	1	3:18	D.Wicks 14 yd. pass from M.Willis (B.Narveson kick) (11-82, 6:21)	0	10
Packers	3	8:25	B.Narveson 42 yd. Field Goal (7-23, 3:55)	0	13
Colts	3	4:32	M.Gay 34 yd. Field Goal (7-54, 3:53)	3	13
Packers	4	10:50	B.Narveson 34 yd. Field Goal (7-44, 3:22)	3	16
Colts	4	1:47	A.Pierce 4 yd. pass from A.Richardson (M.Gay kick) (12-65, 2:23)	10	16

Paid Attendance: 77,827

Time: 2:49

Indianapolis Colts vs Green Bay Packers
9/15/2024 at Lambeau Field

Final Individual Statistics

Indianapolis Colts							Green Bay Packers												
RUSHING	ATT	YDS	AVG	LG	TD		RUSHING	ATT	YDS	AVG	LG	TD							
J.Taylor	12	103	8.6	29	0		J.Jacobs	32	151	4.7	34	0							
A.Richardson	4	37	9.3	21	0		M.Willis	6	41	6.8	19	0							
T.Sermon	2	0	0.0	4	0		J.Reed	2	37	18.5	22	0							
							M.Lloyd	6	15	2.5	5	0							
							Er.Wilson	5	9	1.8	4	0							
							B.Melton	2	8	4.0	16	0							
Total	18	140	7.8	29	0		Total	53	261	4.9	34	0							
PASSING	ATT	CMP	YDS	SK/YD	TD	LG	IN	RT	PASSING	ATT	CMP	YDS	SK/YD	TD	LG	IN	RT		
A.Richardson	34	17	204	1/6	1	30	3	41.8	M.Willis	14	12	122	0/0	1	39	0	126.8		
Total	34	17	204	1/6	1	30	3	41.8	Total	14	12	122	0/0	1	39	0	126.8		
PASS RECEIVING	TAR	REC	YDS	AVG	LG	TD			PASS RECEIVING	TAR	REC	YDS	AVG	LG	TD				
A.Pierce	7	5	56	11.2	18	1			R.Doubs	3	3	62	20.7	39	0				
M.Pittman	7	3	21	7.0	11	0			D.Wicks	4	3	26	8.7	14	1				
J.Taylor	4	2	32	16.0	18	0			T.Kraft	2	2	16	8.0	17	0				
A.Mitchell	4	1	30	30.0	30	0			J.Reed	2	2	9	4.5	9	0				
M.Allie-Cox	1	1	22	22.0	22	0			L.Musgrave	1	1	6	6.0	6	0				
A.Dulin	2	1	13	13.0	13	0			M.Lloyd	1	1	3	3.0	3	0				
A.Ogletree	2	1	12	12.0	12	0													
K.Granson	2	1	9	9.0	9	0													
T.Sermon	1	1	7	7.0	7	0													
T.Goodson	1	1	2	2.0	2	0													
Total	31	17	204	12.0	30	1			Total	13	12	122	10.2	39	1				
INTERCEPTIONS	NO	YDS	AVG	LG	TD				INTERCEPTIONS	NO	YDS	AVG	LG	TD					
									X.McKinney	1	18	18.0	18	0					
									E.Williams	1	1	1.0	1	0					
									Er.Wilson	1	0	0.0	0	0					
Total	0	0	0	0	0	0			Total	3	19	6.3	18	0					
PUNTING	NO	YDS	AVG	NET	TB	IN20	LG		PUNTING	NO	YDS	AVG	NET	TB	IN20	LG			
R.Sanchez	3	161	53.7	47.0	1	2	59		D.Wheelan	3	139	46.3	46.3	0	3	59			
Total	3	161	53.7	47.0	1	2	59		Total	3	139	46.3	46.3	0	3	59			
PUNT RETURNS	NO	YDS	AVG	FC	LG	TD			PUNT RETURNS	NO	YDS	AVG	FC	LG	TD				
A.Gould	0	0	0.0	2	0	0			J.Reed	1	0	0.0	1	0	0				
[OUT OF BOUNDS]	1	0	0.0	0	0	0			[TOUCHBACK]	1	0	0.0	0	0	0				
Total	0	0	0.0	2	0	0			Total	1	0	0.0	1	0	0				
KICKOFF RETURNS	NO	YDS	AVG	FC	LG	TD			KICKOFF RETURNS	NO	YDS	AVG	FC	LG	TD				
[TOUCHBACK]	5	0	0.0	0	0	0			[TOUCHBACK]	2	0	0.0	0	0	0				
Total	0	0	0.0	0	0	0			Total	0	0	0.0	0	0	0				

Indianapolis Colts

FUMBLES	FUM	LOST	OWN-REC	YDS	TD	FORCED	OPP-REC	YDS	TD	OUT-BDS
A.Richardson	2	0	2	-2	0	0	0	0	0	0
J.Taylor	1	0	0	0	0	0	0	0	0	1
Z.Franklin	0	0	0	0	0	1	0	0	0	0
L.Latu	0	0	0	0	0	0	1	0	0	0
Total	3	0	2	-2	0	1	1	0	0	1

Green Bay Packers

FUMBLES	FUM	LOST	OWN-REC	YDS	TD	FORCED	OPP-REC	YDS	TD	OUT-BDS
J.Jacobs	1	1	0	0	0	0	0	0	0	0
J.Reed	1	0	0	0	0	0	0	0	0	1
Er.Wilson	0	0	0	0	0	1	0	0	0	0
Total	2	1	0	0	0	1	0	0	0	1

Indianapolis Colts vs Green Bay Packers
9/15/2024 at Lambeau Field

Final Team Statistics

	Visitor Colts	Home Packers
TOTAL FIRST DOWNS	19	19
By Rushing	8	13
By Passing	10	6
By Penalty	1	0
THIRD DOWN EFFICIENCY	2-9-22.2%	10-17-58.8%
FOURTH DOWN EFFICIENCY	1-2-50.0%	0-0-0.0%
TOTAL NET YARDS	338	383
Total Offensive Plays (inc. times thrown passing)	53	67
Average gain per offensive play	6.4	5.7
NET YARDS RUSHING	140	261
Total Rushing Plays	18	53
Average gain per rushing play	7.8	4.9
Tackles for a loss-number and yards	3-8	5-16
NET YARDS PASSING	198	122
Times thrown - yards lost attempting to pass	1-6	0-0
Gross yards passing	204	122
PASS ATTEMPTS-COMPLETIONS-HAD INTERCEPTED	34-17-3	14-12-0
Avg gain per pass play (inc.# thrown passing)	5.7	8.7
KICKOFFS Number-In End Zone-Touchbacks	3-2-2	5-5-5
PUNTS Number and Average	3-53.7	3-46.3
Had Blocked	0	0
FGs - PATs Had Blocked	0-0	0-0
Net Punting Average	47.0	46.3
TOTAL RETURN YARDAGE (Not Including Kickoffs)	0	19
No. and Yards Punt Returns	0-0	1-0
No. and Yards Kickoff Returns	0-0	0-0
No. and Yards Interception Returns	0-0	3-19
PENALTIES Number and Yards	3-20	6-50
FUMBLES Number and Lost	3-0	2-1
TOUCHDOWNS	1	1
Rushing	0	0
Passing	1	1
EXTRA POINTS Made-Attempts	1-1	1-1
Kicking Made-Attempts	1-1	1-1
FIELD GOALS Made-Attempts	1-2	3-4
RED ZONE EFFICIENCY	1-2-50%	1-3-33%
GOAL TO GO EFFICIENCY	1-1-100%	0-1-0%
SAFETIES	0	0
FINAL SCORE	10	16
TIME OF POSSESSION	19:49	40:11

Indianapolis Colts vs Green Bay Packers
9/15/2024 at Lambeau Field

Ball Possession And Drive Chart

Indianapolis Colts

#	Time Recd	Time Lost	Time Poss	How Ball Obtained	Drive Began	# Play	Yds Gain	Yds Pen	Net Yds	1st Down	Last Scrm	How Given Up
1	10:30	9:39	0:51	Kickoff	IND 30	3	3	0	3	0	IND 33	Punt
2	3:18	2:26	0:52	Kickoff	IND 30	3	30	0	30	2	GB 40	Interception
3	12:06	9:18	2:48	Fumble	IND 20	3	12	0	12	1	IND 32	Punt
4	4:06	1:42	2:24	Punt	IND 8	6	33	0	33	2	IND 41	Punt
5	15:00	12:20	2:40	Kickoff	IND 30	6	16	0	16	1	IND 46	Downs
6	8:25	4:32	3:53	Kickoff	IND 30	7	54	0	54	3	* GB 16	Field Goal
7	1:56	14:12	2:44	Punt	IND 16	6	52	0	52	2	GB 32	Missed FG
8	10:50	10:19	0:31	Kickoff	IND 30	3	30	0	30	1	GB 40	Interception
9	4:10	1:47	2:23	Missed FG	IND 35	12	70	-5	65	5	* GB 4	Touchdown
10	0:43	0:00	0:43	Punt	IND 5	6	36	0	36	2	IND 41	Interception

(234) Average IND 23

Green Bay Packers

#	Time Recd	Time Lost	Time Poss	How Ball Obtained	Drive Began	# Play	Yds Gain	Yds Pen	Net Yds	1st Down	Last Scrm	How Given Up
1	15:00	10:30	4:30	Kickoff	GB 30	8	57	-15	42	2	IND 28	Field Goal
2	9:39	3:18	6:21	Punt	GB 18	11	92	-10	82	5	* IND 14	Touchdown
3	2:26	12:06	5:20	Interception	GB 31	10	68	0	68	4	* IND 4	Fumble
4	9:18	4:06	5:12	Punt	GB 16	8	34	0	34	2	50	Punt
5	1:42	0:00	1:42	Punt	GB 20	3	11	0	11	1	GB 29	End of Half
6	12:20	8:25	3:55	Downs	IND 46	7	23	0	23	1	IND 23	Field Goal
7	4:32	1:56	2:36	Kickoff	GB 30	3	0	-5	-5	0	GB 25	Punt
8	14:12	10:50	3:22	Missed FG	GB 40	7	44	0	44	1	* IND 16	Field Goal
9	10:19	4:10	6:09	Interception	GB 25	11	49	0	49	3	IND 26	Missed FG
10	1:47	0:43	1:04	Kickoff	IND 43	3	5	-5	0	0	IND 43	Punt

(321) Average GB 32

*** inside opponent's 20**

Time of Possession by Quarter		1st	2nd	3rd	4th	OT	Total
Visitor	Indianapolis Colts	1:43	5:12	8:29	4:25		19:49
Home	Green Bay Packers	13:17	9:48	6:31	10:35		40:11
Kickoff Drive No.-Start Average		Colts: 5 - IND 30			Packers: 2 - GB 30		

Indianapolis Colts vs Green Bay Packers at Lambeau Field

9/15/2024

Play By Play

First Quarter

IND wins the coin toss and elects to defer. GB elects to Receive, and IND elects to defend the south goal.

M.Gay kicks 65 yards from IND 35 to end zone, Touchback to the GB 30.

Green Bay Packers at 15:00

1-10-GB 30	(15:00) (Shotgun) J.Jacobs up the middle to GB 33 for 3 yards (Z.Franklin, G.Stewart).	
2-7-GB 33	(14:30) (Shotgun) J.Jacobs up the middle to GB 45 for 12 yards (J.Jones; R.Thomas).	R1
<u>1-10-GB 45</u>	(13:53) M.Willis pass short right to T.Kraft to IND 40 for 15 yards (E.Speed). <i>PENALTY on GB-J.Myers, Ineligible Downfield Pass, 5 yards, enforced at GB 45 - No Play.</i>	
1-15-GB 40	(13:32) (Shotgun) M.Lloyd left end ran ob at IND 44 for 16 yards (R.Thomas). <i>PENALTY on GB-B.Melton, Offensive Holding, 10 yards, enforced at GB 45.</i>	
1-20-GB 35	(13:11) (Shotgun) J.Jacobs left tackle pushed ob at IND 31 for 34 yards (R.Thomas).	R2
<u>1-10-IND 31</u>	(12:35) (Shotgun) Em.Wilson up the middle to IND 28 for 3 yards (N.Cross, Z.Franklin).	
2-7-IND 28	(12:02) (Shotgun) Em.Wilson right end to IND 28 for no gain (D.Odeyingbo, Z.Franklin).	
3-7-IND 28	(11:25) (Shotgun) M.Willis pass short left to J.Reed to IND 28 for no gain (N.Cross).	
4-7-IND 28	(10:34) B.Narveson 46 yard field goal is GOOD. Center-M.Orzech, Holder-D.Whelan.	

Timeout at 10:30.

IND 0 GB 3, 8 plays, 42 yards, 4:30 drive, 4:30 elapsed

B.Narveson kicks 65 yards from GB 35 to end zone, Touchback to the IND 30.

Indianapolis Colts at 10:30

1-10-IND 30	(10:30) (Shotgun) J.Taylor up the middle to IND 33 for 3 yards (Q.Walker, K.Clark).
2-7-IND 33	(9:56) (No Huddle, Shotgun) A.Richardson pass incomplete short left to A.Mitchell.
3-7-IND 33	(9:53) (Shotgun) A.Richardson pass incomplete short right to J.Taylor (L.McDuffie).
4-7-IND 33	(9:47) R.Sanchez punts 49 yards to GB 18, Center-L.Rhodes, fair catch by J.Reed.

Timeout at 09:39.

Green Bay Packers at 9:39

1-10-GB 18	(9:39) (Shotgun) J.Reed right end pushed ob at GB 40 for 22 yards (R.Thomas).	R3
<u>1-10-GB 40</u>	(9:06) J.Jacobs right guard to GB 42 for 2 yards (E.Speed; Z.Franklin).	
2-8-GB 42	(8:33) (Shotgun) J.Jacobs right tackle to GB 47 for 5 yards (T.Lewis, E.Speed).	
3-3-GB 47	(7:54) (Shotgun) J.Jacobs right end to IND 48 for 5 yards (N.Cross).	R4
<u>1-10-IND 48</u>	(7:16) J.Jacobs left end to IND 42 for 6 yards (N.Cross).	
2-4-IND 42	(6:39) (Shotgun) Em.Wilson up the middle to IND 40 for 2 yards (E.Speed; N.Cross).	
3-2-IND 40	(6:02) (Shotgun) Em.Wilson right guard to IND 36 for 4 yards (E.Speed).	R5
<u>1-10-IND 36</u>	(5:24) (Shotgun) B.Melton left end to IND 20 for 16 yards (N.Cross; J.Carlies).	R6
<u>1-10-IND 20</u>	(4:40) (Shotgun) J.Jacobs left end for 20 yards, TOUCHDOWN NULLIFIED by Penalty. <i>PENALTY on GB-R.Walker, Offensive Holding, 10 yards, enforced at IND 20 - No Play.</i>	
1-20-IND 30	(4:34) (Shotgun) M.Lloyd left guard to IND 26 for 4 yards (S.Womack).	
2-16-IND 26	(4:02) (Shotgun) M.Willis left end pushed ob at IND 14 for 12 yards (N.Cross).	
3-4-IND 14	(3:23) (Shotgun) M.Willis pass short right to D.Wicks for 14 yards, TOUCHDOWN.	P7
	B.Narveson extra point is GOOD, Center-M.Orzech, Holder-D.Whelan.	

Timeout at 03:18.

IND 0 GB 10, 11 plays, 82 yards, 6:21 drive, 11:42 elapsed

B.Narveson kicks 65 yards from GB 35 to end zone, Touchback to the IND 30.

Indianapolis Colts at 3:18

1-10-IND 30	(3:18) (Shotgun) J.Taylor up the middle to IND 47 for 17 yards (J.Bullard).	R1
<u>1-10-IND 47</u>	(2:57) (No Huddle, Shotgun) A.Richardson pass short left to A.Dulin to GB 40 for 13 yards (J.Bullard; E.Stokes).	P2
<u>1-10-GB 40</u>	(2:36) (No Huddle, Shotgun) A.Richardson pass deep middle intended for A.Pierce INTERCEPTED by X.McKinney at GB 13. X.McKinney to GB 31 for 18 yards (A.Pierce).	

Timeout at 02:26.

Green Bay Packers at 2:26

1-10-GB 31	(2:26) (Shotgun) J.Reed right end to GB 46 for 15 yards (R.Davis).	R8
<u>1-10-GB 46</u>	(1:46) (Shotgun) J.Jacobs right tackle to 50 for 4 yards (T.Lewis; R.Davis).	
2-6-50	(1:08) (Shotgun) J.Jacobs right guard to IND 41 for 9 yards (J.Jones).	R9

Indianapolis Colts vs Green Bay Packers at Lambeau Field

1-10-IND 41 (:32) (Shotgun) J.Jacobs right guard to IND 40 for 1 yard (N.Cross).

END OF QUARTER	Score	Time Poss	First Downs				Efficiencies	
			R	P	X	T	3 Down	4 Down
Indianapolis Colts	0	1:43	1	1	0	2	0/1	0/0
Green Bay Packers	10	13:17	8	1	0	9	3/4	0/0

Indianapolis Colts vs Green Bay Packers at Lambeau Field

Second Quarter

9/15/2024

Play By Play

Green Bay Packers continued.

2-9-IND 40	(15:00) (Shotgun) J.Jacobs right guard to IND 36 for 4 yards (E.Speed).	
3-5-IND 36	(14:43) (No Huddle, Shotgun) M.Willis pass short right to R.Doubs ran ob at IND 28 for 8 yards (D.Flowers).	P10
<u>1-10-IND 28</u>	(14:09) (Shotgun) M.Willis pass short left to M.Lloyd to IND 25 for 3 yards (K.Paye, D.Buckner).	
2-7-IND 25	(13:32) (Shotgun) M.Lloyd left tackle to IND 23 for 2 yards (K.Paye).	
3-5-IND 23	(12:54) (Shotgun) M.Willis scrambles right end to IND 4 for 19 yards (N.Cross). IND-N.Cross was injured during the play.	R11
<u>1-4-IND 4</u>	(12:13) (Shotgun) J.Jacobs up the middle to IND 1 for 3 yards (Z.Franklin). FUMBLES (Z.Franklin), RECOVERED by IND-L.Latu at IND -3. Touchback.	

Timeout at 12:06.

Indianapolis Colts at 12:06

1-10-IND 20	(12:06) (Shotgun) J.Taylor left end to IND 36 for 16 yards (C.Valentine).	
	<i>PENALTY on IND, Illegal Formation, 5 yards, enforced at IND 20 - No Play.</i>	
	** Injury Update: IND-N.Cross return is Questionable.	
1-15-IND 15	(11:43) (Shotgun) A.Richardson pass incomplete short middle to A.Mitchell.	
	<i>PENALTY on GB-L.Van Ness, Roughing the Passer, 15 yards, enforced at IND 15 - No Play.</i>	X3
<u>1-10-IND 30</u>	(11:41) (Shotgun) A.Richardson FUMBLES (Aborted) at IND 26, and recovers at IND 28.	
2-12-IND 28	(11:03) (Shotgun) A.Richardson pass short left to M.Pittman to IND 35 for 7 yards (L.McDuffie).	
3-5-IND 35	(10:36) (No Huddle, Shotgun) A.Richardson pass short left to A.Pierce to 50 for 15 yards (E.Williams).	
	<i>PENALTY on IND-Q.Nelson, Offensive Holding, 10 yards, enforced at IND 35 - No Play.</i>	
3-15-IND 25	(10:02) (Shotgun) A.Richardson pass short left to T.Sermon to IND 32 for 7 yards (C.Valentine; L.McDuffie).	
4-8-IND 32	(9:26) R.Sanchez punts 53 yards to GB 15, Center-L.Rhodes. J.Reed MUFFS catch, ball out of bounds at GB 16.	

Timeout at 09:18.

Green Bay Packers at 9:18

1-10-GB 16	(9:18) (Shotgun) J.Jacobs left tackle to GB 21 for 5 yards (T.Bryan). ** Injury Update: IND-N.Cross has returned to the game.	
2-5-GB 21	(8:42) (Shotgun) J.Jacobs right tackle to GB 37 for 16 yards (R.Thomas).	R12
<u>1-10-GB 37</u>	(8:02) (Shotgun) J.Jacobs right guard to GB 44 for 7 yards (E.Speed).	
2-3-GB 44	(7:24) M.Lloyd left guard to GB 46 for 2 yards (J.Jones; Z.Franklin).	
3-1-GB 46	(6:41) J.Jacobs left guard to GB 47 for 1 yard (N.Cross; T.Lewis).	R13
<u>1-10-GB 47</u>	(6:02) (Shotgun) M.Willis pass incomplete deep right to D.Wicks (K.Moore).	
2-10-GB 47	(5:57) (Shotgun) J.Jacobs up the middle to GB 47 for no gain (G.Stewart, Z.Franklin).	
3-10-GB 47	(5:15) (Shotgun) M.Willis scrambles right end to 50 for 3 yards (K.Moore, N.Cross).	
4-7-50	(4:15) D.Whelan punts 42 yards to IND 8, Center-M.Orzech, out of bounds.	

Timeout at 04:06.

Indianapolis Colts at 4:06

1-10-IND 8	(4:06) (Shotgun) J.Taylor left tackle to IND 26 for 18 yards (J.Alexander).	R4
<u>1-10-IND 26</u>	(3:38) (No Huddle, Shotgun) J.Taylor up the middle to IND 25 for -1 yards (D.Wyatt).	
2-11-IND 25	(3:01) (Shotgun) A.Richardson pass short left to J.Taylor to IND 39 for 14 yards (E.Cooper).	P5
<u>1-10-IND 39</u>	(2:22) J.Taylor right guard to IND 41 for 2 yards (K.Enagbare; C.Valentine).	

Two-Minute Warning

2-8-IND 41	(2:00) (Shotgun) A.Richardson pass incomplete short right to M.Pittman (J.Alexander).	
3-8-IND 41	(1:56) (Shotgun) A.Richardson pass incomplete short right to A.Mitchell.	
4-8-IND 41	(1:51) R.Sanchez punts 59 yards to end zone, Center-L.Rhodes, Touchback.	

Green Bay Packers at 1:42

1-10-GB 20	(1:42) (Shotgun) J.Jacobs right end to GB 27 for 7 yards (E.Speed).	
2-3-GB 27	(1:06) (Shotgun) J.Jacobs right end to GB 29 for 2 yards (N.Cross).	
	Timeout #1 by GB at 00:20.	
3-1-GB 29	(:20) J.Jacobs right end to GB 31 for 2 yards (E.Speed).	R14

END OF QUARTER

	Score	Time Poss	First Downs				Efficiencies	
			R	P	X	T	3 Down	4 Down
Indianapolis Colts	0	5:12	1	1	1	3	0/2	0/0
Green Bay Packers	10	9:48	4	1	0	5	4/5	0/0

Indianapolis Colts vs Green Bay Packers at Lambeau Field

Third Quarter

9/15/2024

Play By Play

IND elects to Receive, and GB elects to defend the South goal.

B.Narveson kicks 65 yards from GB 35 to end zone, Touchback to the IND 30.

Indianapolis Colts at 15:00

- 1-10-IND 30 (15:00) (Shotgun) J.Taylor left tackle to IND 33 for 3 yards (Q.Walker).
- 2-7-IND 33 (14:27) (No Huddle, Shotgun) J.Taylor right guard to IND 40 for 7 yards (Q.Walker). R6
- 1-10-IND 40 (13:55) (No Huddle, Shotgun) A.Richardson to IND 35 for -5 yards. FUMBLES, and recovers at IND 35. A.Richardson pass incomplete short middle to M.Pittman [I.McDuffie].
- 2-10-IND 40 (13:52) A.Richardson sacked at IND 34 for -6 yards (D.Wyatt).
- 3-16-IND 34 (13:09) (Shotgun) A.Richardson pass short right to A.Ogletree to IND 46 for 12 yards (K.Nixon).
- 4-4-IND 46 (12:24) (Shotgun) A.Richardson pass incomplete short right to J.Taylor.

Indianapolis Colts

** Injury Update: GB-J.Morgan return is Questionable.

Timeout at 12:20.

Green Bay Packers at 12:20

- 1-10-IND 46 (12:20) (Shotgun) J.Jacobs left end to IND 47 for -1 yards (G.Stewart).
- ** Injury Update: GB-J.Morgan is Out of the game.
- 2-11-IND 47 (11:44) (Shotgun) J.Jacobs left end to IND 45 for 2 yards (E.Speed).
- 3-9-IND 45 (11:11) (Shotgun) M.Willis pass short right to T.Kraft to IND 28 for 17 yards (N.Cross).
- 1-10-IND 28 (10:30) (Shotgun) J.Jacobs left tackle to IND 33 for -5 yards (G.Stewart, L.Latu).
- 2-15-IND 33 (9:52) (Shotgun) M.Willis pass short left to D.Wicks to IND 28 for 5 yards (Z.Franklin, J.Jones).
- 3-10-IND 28 (9:13) (Shotgun) J.Jacobs up the middle to IND 23 for 5 yards (T.Lewis).
- 4-5-IND 23 (8:29) B.Narveson 42 yard field goal is GOOD, Center-M.Orzech, Holder-D.Whelan. P15

Timeout at 08:25.

IND 0 GB 13, 7 plays, 23 yards, 3:55 drive, 6:35 elapsed

B.Narveson kicks 65 yards from GB 35 to end zone, Touchback to the IND 30.

Indianapolis Colts at 8:25

- 1-10-IND 30 (8:25) (Shotgun) J.Taylor left end ran ob at IND 41 for 11 yards (J.Bullard). R7
- 1-10-IND 41 (7:50) (Shotgun) J.Taylor right tackle pushed ob at GB 43 for 16 yards (J.Alexander). R8
- 1-10-GB 43 (7:24) (No Huddle, Shotgun) A.Richardson pass short middle to M.Alic-Cox to GB 21 for 22 yards (J.Bullard). P9
- 1-10-GB 21 (6:41) (Shotgun) A.Richardson up the middle pushed ob at GB 16 for 5 yards (X.McKinney).
- 2-5-GB 16 (6:06) (Shotgun) J.Taylor right end to GB 19 for -3 yards (L.Van Ness).
- 3-8-GB 19 (5:24) (Shotgun) A.Richardson pass short left to M.Pittman to GB 16 for 3 yards (K.Nixon) [D.Wyatt].
- 4-5-GB 16 (4:36) M.Gay 34 yard field goal is GOOD, Center-L.Rhodes, Holder-R.Sanchez.

Timeout at 04:32.

IND 3 GB 13, 7 plays, 54 yards, 3:53 drive, 10:28 elapsed

M.Gay kicks 65 yards from IND 35 to end zone, Touchback to the GB 30.

Green Bay Packers at 4:32

- 1-10-GB 30 (4:32) (Shotgun) B.Melton right end to GB 22 for -8 yards (A.Adebawore).
- 2-18-GB 22 (3:45) (Shotgun) M.Willis pass short middle to T.Kraft to GB 21 for -1 yards (D.Odeyingbo).
- 3-19-GB 21 (3:06) (Shotgun) M.Willis pass short right to Em.Wilson to GB 38 for 17 yards (K.Paye, E.Speed). IND-D.Buckner was injured during the play. PENALTY on GB-J.Myers, Ineligible Downfield Pass, 5 yards, enforced at GB 21 - No Play.

Timeout at 02:58.

- 3-24-GB 16 (2:47) (Shotgun) M.Willis pass short right to J.Reed to GB 25 for 9 yards (K.Paye).
- 4-15-GB 25 (2:04) D.Whelan punts 59 yards to IND 16, Center-M.Orzech, fair catch by A.Gould.

Indianapolis Colts at 1:56

- 1-10-IND 16 (1:56) (Shotgun) A.Richardson pass short left to J.Taylor to IND 34 for 18 yards (Er.Wilson, X.McKinney). FUMBLES (Er.Wilson), touched at IND 35, ball out of bounds at IND 34. P10
- 1-10-IND 34 (1:10) J.Taylor right end pushed ob at GB 37 for 29 yards (X.McKinney). R11
- 1-10-GB 37 (4:45) (No Huddle, Shotgun) A.Richardson pass short right to A.Pierce to GB 29 for 8 yards (I.McDuffie).
- ** Injury Update: IND-D.Buckner return is Questionable.
- 2-2-GB 29 (1:16) (No Huddle, Shotgun) J.Taylor up the middle to GB 28 for 1 yard (K.Clark, T.Slaton).

Indianapolis Colts vs Green Bay Packers at Lambeau Field

END OF QUARTER

Score	Time Poss	First Downs				Efficiencies		
		R	P	X	T	3 Down	4 Down	
Indianapolis Colts	3	8:29	4	2	0	6	0/2	0/1
Green Bay Packers	13	6:31	0	1	0	1	1/3	0/0

Indianapolis Colts vs Green Bay Packers at Lambeau Field

Fourth Quarter

9/15/2024

Play By Play

Indianapolis Colts continued.

- 3-1-GB 28 (15:00) (Shotgun) T.Sermon left end to GB 32 for -4 yards (X.McKinney).
- 4-5-GB 32 (14:16) M.Gay 50 yard field goal is No Good, Wide Left, Center-L.Rhodes, Holder-R.Sanchez.

Timeout at 14:12.

Green Bay Packers at 14:12

- 1-10-GB 40 (14:12) (Shotgun) J.Jacobs up the middle to GB 42 for 2 yards (E.Speed).
- 2-8-GB 42 (13:40) (Shotgun) M.Willis right guard to GB 45 for 3 yards (Z.Franklin).
- 3-5-GB 45 (13:05) (Shotgun) M.Willis pass deep right to R.Doubs to IND 16 for 39 yards (J.Jones). P16
- 1-10-IND 16 (12:20) (Shotgun) J.Jacobs right end to IND 15 for 1 yard (J.Carlies).
- 2-9-IND 15 (11:43) (Shotgun) M.Willis right end pushed ob at IND 16 for -1 yards (K.Paye, K.Moore).
Timeout #1 by GB at 10:59.
- 3-10-IND 16 (10:59) (Shotgun) M.Willis pass incomplete short right.
Penalty on GB-Z.Tom, Offensive Holding, declined.
- 4-10-IND 16 (10:54) **B.Narveson 34 yard field goal is GOOD, Center-M.Orzech, Holder-D.Whelan.**

Timeout at 10:50.

IND 3 GB 16, 7 plays, 44 yards, 3:22 drive, 4:10 elapsed

B.Narveson kicks 65 yards from GB 35 to end zone, Touchback to the IND 30.

Indianapolis Colts at 10:50

- 1-10-IND 30 (10:50) (Shotgun) A.Richardson pass deep left to A.Mitchell pushed ob at GB 40 for 30 yards (E.Williams). P12
** Injury Update: IND-D.Buckner is Out of the game.
- 1-10-GB 40 (10:29) (No Huddle, Shotgun) A.Richardson pass incomplete deep left to M.Pittman (C.Valentine).
** Injury Update: IND-L.Latu is Out of the game.
- 2-10-GB 40 (10:23) (Shotgun) A.Richardson pass short middle intended for M.Pittman INTERCEPTED by Er.Wilson at GB 25. Er.Wilson to GB 25 for no gain (M.Pittman).

Green Bay Packers at 10:19

- 1-10-GB 25 (10:19) (Shotgun) J.Jacobs right tackle to GB 28 for 3 yards (K.Moore, J.Carlies).
- 2-7-GB 28 (9:43) (Shotgun) M.Willis pass short middle to R.Doubs to GB 43 for 15 yards (J.Carlies). P17
- 1-10-GB 43 (9:05) M.Lloyd left tackle to GB 45 for 2 yards (E.Speed).
- 2-8-GB 45 (8:27) (Shotgun) J.Jacobs up the middle to IND 43 for 12 yards (Z.Franklin, R.Thomas).
- 1-10-IND 43 (7:46) (Shotgun) J.Jacobs left guard to IND 44 for -1 yards (L.Land, T.Bryan).
- 2-11-IND 44 (7:03) (Shotgun) M.Willis pass short right to L.Musgrave to IND 38 for 6 yards (J.Carlies, K.Moore).
- 3-5-IND 38 (6:21) (Shotgun) M.Willis pass short left to D.Wicks ran ob at IND 31 for 7 yards. P19
- 1-10-IND 31 (5:46) (Shotgun) Em.Wilson left end to IND 31 for no gain (R.Davis).
- 2-10-IND 31 (5:02) (Shotgun) M.Lloyd left guard to IND 31 for no gain (D.Odeyingbo).
Timeout #1 by IND at 04:58.
- 3-10-IND 31 (4:58) (Shotgun) M.Willis scrambles up the middle to IND 26 for 5 yards (K.Paye).
- 4-5-IND 26 (4:15) B.Narveson 45 yard field goal is No Good, Wide Right, Center-M.Orzech, Holder-D.Whelan.

Timeout at 04:10.

Indianapolis Colts at 4:10

- 1-10-IND 35 (4:10) (Shotgun) A.Richardson pass short left to T.Goodson to IND 37 for 2 yards (K.Nixon).
- 2-8-IND 37 (3:46) (No Huddle, Shotgun) A.Richardson pass deep middle to A.Pierce to GB 45 for 18 yards (Q.Walker, J.Bullard). P13
- 1-10-GB 45 (3:25) (No Huddle, Shotgun) A.Richardson pass incomplete deep left to A.Pierce.
- 2-10-GB 45 (3:19) (Shotgun) A.Richardson pass short middle to M.Pittman to GB 34 for 11 yards (Q.Walker). P14
- 1-10-GB 34 (2:56) (No Huddle, Shotgun) A.Richardson pass incomplete deep middle to A.Dulin.
- 2-10-GB 34 (2:52) (Shotgun) A.Richardson pass short middle to K.Granson to GB 25 for 9 yards (Q.Walker).
- 3-1-GB 25 (2:25) (No Huddle, Shotgun) A.Richardson pass short left to A.Pierce ran ob at GB 14 for 11 yards. P15
Green Bay challenged the pass completion ruling, and the play was Upheld. The ruling on the field stands. (Timeout #2.)
- 1-10-GB 14 (2:17) (Shotgun) A.Richardson pass incomplete short left to K.Granson (J.Bullard).
- 2-10-GB 14 (2:11) (Shotgun) A.Richardson pass incomplete short middle.
- 3-10-GB 14 (2:07) (Shotgun) T.Sermon left tackle to GB 10 for 4 yards (P.Smith).

Two-Minute Warning

- 4-6-GB 10 (2:00) (Shotgun) *PENALTY on IND-Q.Nelson, False Start, 5 yards, enforced at GB 10 - No Play.*

Indianapolis Colts vs Green Bay Packers at Lambeau Field

4-11-GB 15 (2:00) (Shotgun) A.Richardson scrambles left end pushed ob at GB 4 for 11 yards (K.Clark). R16
 The Replay Official reviewed the first down ruling, and the play was Upheld. The ruling on the field stands.
1-4-GB 4 (1:53) (Shotgun) A.Richardson pass short right to A.Pierce for 4 yards, TOUCHDOWN. P17
 M.Gay extra point is GOOD, Center-L.Rhodes, Holder-R.Sanchez.

IND 10 GB 16, 12 plays, 65 yards, 2:23 drive, 13:13 elapsed

M.Gay kicks inside 8 yards from IND 35 to IND 43. E.Williams (didn't try to advance) to IND 43 for no gain.

Green Bay Packers at 1:47, (1st play from scrimmage 1:46)

1-10-IND 43 (1:46) J.Jacobs up the middle to IND 40 for 3 yards (D.Odeyingbo, N.Cross).
 Timeout #2 by IND at 01:41.
 Timeout #3 by GB at 01:41.
 2-7-IND 40 (1:41) (Shotgun) J.Jacobs left guard to IND 39 for 1 yard (T.Lewis, J.Jones).
 Timeout #3 by IND at 01:35.
 3-6-IND 39 (1:35) (Shotgun) J.Jacobs left guard to IND 38 for 1 yard (N.Cross, G.Stewart).
 4-5-IND 38 (:49) (Run formation) PENALTY on GB, Delay of Game, 5 yards, enforced at IND 38 - No Play.
 4-10-IND 43 (:49) D.Whelan punts 38 yards to IND 5, Center-M.Orzech, fair catch by A.Gould.

Indianapolis Colts at 0:43

1-10-IND 5 (:43) (Shotgun) A.Richardson pass short middle to A.Pierce to IND 20 for 15 yards (E.Williams). P18
1-10-IND 20 (:27) (No Huddle, Shotgun) A.Richardson spiked the ball to stop the clock.
 2-10-IND 20 (:26) (Shotgun) A.Richardson pass incomplete deep right to A.Mitchell.
 3-10-IND 20 (:20) (Shotgun) A.Richardson scrambles left end ran ob at IND 41 for 21 yards (L.McDuffie). R19
1-10-IND 41 (:09) (Shotgun) A.Richardson pass incomplete deep left to A.Ogletree.
 2-10-IND 41 (:05) (Shotgun) A.Richardson pass deep right INTERCEPTED by E.Williams at GB 7. E.Williams to GB 8 for 1 yard (K.Granson).

END OF QUARTER

	Score	Time Poss	First Downs				Efficiencies	
			R	P	X	T	3 Down	4 Down
Indianapolis Colts	10	4:25	2	6	0	8	2/4	1/1
Green Bay Packers	16	10:35	1	3	0	4	2/5	0/0

Miscellaneous Statistics Report

Indianapolis Colts vs Green Bay Packers
9/15/2024 at Lambeau Field

Ten Longest Plays for Indianapolis Colts

Yards	Qtr	Play Start	Play Description
30	4	1-10-IND 30	(10:50) (Shotgun) A.Richardson pass deep left to A.Mitchell pushed ob at GB 40 for 30 yards (E.Williams).
29	3	1-10-IND 34	(1:10) J.Taylor right end pushed ob at GB 37 for 29 yards (X.McKinney).
22	3	1-10-GB 43	(7:24) (No Huddle, Shotgun) A.Richardson pass short middle to M.Alie-Cox to GB 21 for 22 yards (J.Bullard).
21	4	3-10-IND 20	(:20) (Shotgun) A.Richardson scrambles left end ran ob at IND 41 for 21 yards (J.McDuffie).
18	2	1-10-IND 8	(4:06) (Shotgun) J.Taylor left tackle to IND 26 for 18 yards (J.Alexander).
18	3	1-10-IND 16	(1:56) (Shotgun) A.Richardson pass short left to J.Taylor to IND 34 for 18 yards (Er.Wilson, X.McKinney). FUMBLES (Er.Wilson), touched at IND 35, ball out of bounds at IND 34.
18	4	2-8-IND 37	(3:46) (No Huddle, Shotgun) A.Richardson pass deep middle to A.Pierce to GB 45 for 18 yards (Q.Walker, J.Bullard).
17	1	1-10-IND 30	(3:18) (Shotgun) J.Taylor up the middle to IND 47 for 17 yards (J.Bullard).
16	3	1-10-IND 41	(7:50) (Shotgun) J.Taylor right tackle pushed ob at GB 43 for 16 yards (J.Alexander).
15	4	1-10-IND 5	(:43) (Shotgun) A.Richardson pass short middle to A.Pierce to IND 20 for 15 yards (E.Williams).

Ten Longest Plays for Green Bay Packers

Yards	Qtr	Play Start	Play Description
39	4	3-5-GB 45	(13:05) (Shotgun) M.Willis pass deep right to R.Doubs to IND 16 for 39 yards (J.Jones).
34	1	1-20-GB 35	(13:11) (Shotgun) J.Jacobs left tackle pushed ob at IND 31 for 34 yards (R.Thomas).
22	1	1-10-GB 18	(9:39) (Shotgun) J.Reed right end pushed ob at GB 40 for 22 yards (R.Thomas).
19	2	3-5-IND 23	(12:54) (Shotgun) M.Willis scrambles right end to IND 4 for 19 yards (N.Cross). IND-N.Cross was injured during the play.
17	3	3-9-IND 45	(11:11) (Shotgun) M.Willis pass short right to T.Kraft to IND 28 for 17 yards (N.Cross).
16	1	1-10-IND 36	(5:24) (Shotgun) B.Melton left end to IND 20 for 16 yards (N.Cross; J.Carlies).
16	2	2-5-GB 21	(8:42) (Shotgun) J.Jacobs right tackle to GB 37 for 16 yards (R.Thomas).
15	1	1-10-GB 31	(2:26) (Shotgun) J.Reed right end to GB 46 for 15 yards (R.Davis).
15	4	2-7-GB 28	(9:43) (Shotgun) M.Willis pass short middle to R.Doubs to GB 43 for 15 yards (J.Carlies).
14	1	3-4-IND 14	(3:23) (Shotgun) M.Willis pass short right to D.Wicks for 14 yards, TOUCHDOWN.

Touchdown Scoring Information

		Offense	Defense	Special Teams
VISITOR	Indianapolis Colts	1	0	0
HOME	Green Bay Packers	1	0	0

Player Scoring Information

Club	Player	TD	Rush TD	Rec TD	KO TD	Punt TD	Int TD	Fum TD	Misc TD	FG	XP	2Pt Rush	2Pt Rec	Sfty	Points
IND	A.Pierce	0	0	1	0	0	0	0	0	0	0	0	0	0	6
IND	M.Gay	0	0	0	0	0	0	0	0	1	1	0	0	0	4
GB	B.Narveson	0	0	0	0	0	0	0	0	3	1	0	0	0	10
GB	D.Wicks	0	0	1	0	0	0	0	0	0	0	0	0	0	6

Possession Detail

	First Half		Second Half		Game	
	Visitor	Home	Visitor	Home	Visitor	Home
Largest Lead	0	10	0	13	0	13
Drives Leading	0	4	0	5	0	9
Time of Possession Leading	0:00	18:35	0:00	17:06	0:00	35:41
Largest Deficit	-10	0	-13	0	-13	0
Drives Trailing	4	0	6	0	10	0
Time of Possession Trailing	6:55	0:00	12:54	0:00	19:49	0:00
Times Score Tied Up		0		0		0
Lead Changes		1		0		1

Playtime Percentage

Percent of playtime per player on offense, defense and special teams (Unofficial)

Indianapolis Colts					Green Bay Packers				
		Offense	Defense	Special Teams		Offense	Defense	Special Teams	
W.Fries	G	56 100%		3 14%	R.Walker	T	70 100%		5 23%
A.Richardson	QB	56 100%			Z.Tom	T	70 100%		5 23%
B.Raimann	T	56 100%			E.Jenkins	G	70 100%		3 14%
B.Smith	T	56 100%			J.Myers	C	70 100%		
Q.Nelson	G	56 100%			M.Willis	QB	70 100%		
R.Kelly	C	56 100%			T.Kraft	TE	56 80%		11 50%
A.Pierce	WR	53 95%		1 5%	R.Doubs	WR	55 79%		1 5%
M.Pittman	WR	48 86%		1 5%	S.Rhyan	G	50 71%		5 23%
K.Granson	TE	33 59%		9 41%	J.Jacobs	RB	47 67%		1 5%
A.Mitchell	WR	33 59%			C.Watson	WR	41 59%		
J.Taylor	RB	29 52%			J.Reed	WR	39 56%		4 18%
A.Dulin	WR	24 43%		14 64%	D.Wicks	WR	36 51%		
M.Allie-Cox	TE	18 32%		5 23%	L.Musgrave	TE	31 44%		1 5%
T.Sermon	RB	18 32%			J.Morgan	T	20 29%		2 9%
A.Ogletree	TE	14 25%		12 55%	B.Melton	WR	16 23%		7 32%
T.Goodson	RB	9 16%		3 14%	Em.Wilson	RB	13 19%		
A.Gould	WR	1 2%		8 36%	M.Uloyd	RB	10 14%		
R.Thomas	FS		70 100%	8 36%	B.Sims	TE	6 9%		2 9%
Z.Franklin	LB		70 100%	5 23%	X.McKinney	FS		56 100%	9 41%
K.Moore	CB		70 100%	5 23%	Q.Walker	LB		56 100%	3 14%
J.Jones	CB		70 100%		J.Alexander	CB		56 100%	3 14%
E.Speed	LB		69 99%	7 32%	I.McDuffie	LB		50 89%	6 27%
N.Cross	SS		69 99%	4 18%	K.Nixon	CB		47 84%	7 32%
T.Lewis	DE		44 63%		J.Bullard	SS		42 75%	12 55%
K.Paye	DE		43 61%		R.Gary	DE		37 66%	
G.Stewart	DT		42 60%	8 36%	K.Clark	DT		35 62%	
D.Odeyingbo	DE		32 46%	5 23%	C.Valentine	CB		32 57%	9 41%
J.Carlies	LB		31 44%	8 36%	K.Enagbare	DE		31 55%	11 50%
R.Davis	NT		30 43%	2 9%	P.Smith	DE		28 50%	
L.Latu	DE		28 40%	2 9%	D.Wyatt	DT		25 45%	
T.Bryan	DT		25 36%	9 41%	E.Stokes	CB		24 43%	
A.Adebawore	DT		21 30%	10 45%	K.Brooks	DT		23 41%	3 14%
S.Womack	CB		20 29%	1 5%	E.Williams	SS		20 36%	11 50%
D.Flowers	CB		19 27%	2 9%	L.Van Ness	DE		20 36%	9 41%
D.Buckner	DT		10 14%		T.Slaton	DT		19 34%	8 36%
I.Land	DE		6 9%	2 9%	Er.Wilson	LB		8 14%	17 77%
R.Harrison	DB		1 1%	14 64%	E.Cooper	LB		7 12%	5 23%
C.Lammons	CB			19 86%	Z.Anderson	FS			14 64%
S.Olubi	LB			19 86%	C.Ballentine	CB			13 59%
T.Denbow	FS			14 64%	B.Narveson	K			10 45%
G.Stuard	LB			14 64%	T.Hopper	LB			10 45%
R.Sanchez	P			6 27%	A.Mosby	DE			8 36%
M.Gay	K			6 27%	D.Whelan	P			8 36%
L.Rhodes	LS			6 27%	M.Orzech	LS			8 36%
M.Goncalves	T			3 14%					

D.Pinter	C	3	14%	K.Telfort	T	5	23%
D.Tucker	G	3	14%	J.Monk	C	5	23%
				M.Heath	WR	1	5%



UPDATED BIOGRAPHIES



JAIRE ALEXANDER

23

CORNERBACK
LOUISVILLE

Seventh NFL Season | Seventh Packers Season



Ht: 5-10 | Wt: 196 | Born: February 9, 1997 | NFL Games Played/Started: 73/71 | Acquired: D1-18

AT A GLANCE

- » Dating back to the start of his career (2018), is tied for No. 1 in the NFL in postseason interceptions (three in seven games).
- » Earned second-team All-Pro Honors from *The Associated Press* in 2022 for the second time (2020), joining Charles Woodson (four) and Herb Adderley (seven) as the only Packers cornerbacks to be named to multiple AP All-Pro teams.
- » Named to his second career Pro Bowl in 2022, becoming the 13th defensive back in franchise history to be named to multiple Pro Bowls.
- » According to Stathread.com, became the sixth Packers defensive back to earn multiple Pro Bowl honors in the first five years of his career and the first since S Nick Collins (2008-09).
- » Named to the All-NFC team by the Pro Football Writers of America in 2020 and 2022.
- » Has led the team in passes defended four times (14 in 2022, 13 in 2020, career-high 23 in 2019, 15 in 2018).
- » Was named to the PFWA's All-Rookie team in 2018, becoming just the second Packers CB to be honored since 1974 (CB Casey Hayward, 2012).
- » Earned second-team All-Atlantic Coast Conference recognition as a sophomore in 2016 after posting a team-high five INTs (tied for No. 11 in the country) along with a career-best 39 tackles (31 solo) and 14 passes defended.

2024 SEASON: Has started both contests, recording six tackles (two solo), an interception and a team-best three passes defended (tied for No. 5 in the NFL)...**At Philadelphia (Sept. 6):** Played all 76 defensive snaps, posting four tackles (all solo) and a team-best two passes defended, and picked off QB Jalen Hurts early in the fourth quarter in the end zone. It was the second time in his career he registered an interception in Week 1 (2020)...**vs. Indianapolis (Sept. 15):** Was one of three defenders to play all 56 snaps, posting two tackles (both solo) and a pass defended.

REGULAR-SEASON COMPARISON: DEFENSIVE - TENNESSEE TITANS

DATE	OPP	W/L	GP/GS	TACKLES					SACK	YDS.	INT	TFL	PD	QBH	TD	MISC		
				TOT	SOLO	ASST	FF	FR										
12/27/20	GB vs. TEN	W	S	2	1	1	0.0	0.0	0	0	3	0	0	0	0	0	0	
11/17/22	GB vs. TEN	L	S	4	2	2	0.0	0.0	0	0	0	0	0	0	0	0		
TOTALS		1/1	2/2	6	3	3	0.0	0.0	0	0	3	0	0	0	0	0		

JAIRE ALEXANDER'S NFL REGULAR-SEASON DEFENSIVE STATISTICS

YEAR	TEAM	GP	GS	TK	S	TACKLES					INTERCEPTIONS					ST			MISC									
						TFL	YDS	SK	YDS	QBH	NO	YDS	LG	TD	PD	FF	FR	TD	YDS	TK	S	A	FF	FR	S	A		
2018	Packers	13	11	76	61	15	3	27	0.5	3.0	1	1	27	27	0	15	0	0	0	0	0	2	2	0	0	2	0	0
2019	Packers	16	16	63	41	22	2	4	0.0	0.0	0	2	37	37	0	23	1	1	0	0	0	0	0	0	0	0	0	0
2020	Packers	15	15	51	40	11	2	6	1.0	4.0	1	1	-4	0	13	1	0	0	0	0	0	0	0	0	0	0	0	0
2021	Packers	4	4	13	9	4	0	0	0.0	0.0	0	1	30	30	0	3	0	0	0	0	0	0	0	0	0	0	0	0
2022	Packers	16	16	56	43	13	4	11	0.0	0.0	0	5	59	29	0	14	0	0	0	0	0	0	0	0	0	0	0	0
2023	Packers	7	7	27	23	4	1	2	0.0	0.0	0	0	0	0	5	1	0	0	0	0	0	0	0	0	0	0	0	0
2024	Packers	2	2	6	6	0	0	0	0.0	0.0	0	1	17	17	0	3	0	0	0	0	0	0	0	0	0	0	0	0
NFL TOTALS		73	71	292	223	69	12	50	1.5	7.0	2	11	166	37	0	76	3	1	0	0	2	2	0	0	2	0	0	0

JAIRE ALEXANDER'S NFL POSTSEASON DEFENSIVE STATISTICS

YEAR	TEAM	GP	GS	TK	S	TACKLES					INTERCEPTIONS					ST			MISC									
						TFL	YDS	SK	YDS	QBH	NO	YDS	LG	TD	PD	FF	FR	TD	YDS	TK	S	A	FF	FR	S	A		
2019	Packers	2	2	13	10	3	0	0	0.0	0.0	0	0	0	0	0	1	0	0	0	0	0	0	0	0	0	0	0	0
2020	Packers	2	2	4	3	1	1	3	0.0	0.0	0	2	16	16	0	3	0	0	0	0	0	0	0	0	0	0	0	0
2021	Packers	1	0	0	0	0	0	0	0.0	0.0	0	0	0	0	0	0	0	0	0	0	0	0	0	0	0	0	0	0
2023	Packers	2	2	12	7	5	0	0	0.0	0.0	0	1	0	0	1	0	0	0	0	0	0	0	0	0	0	0	0	0
NFL TOTALS		7	6	29	20	9	1	3	0.0	0.0	0	3	16	16	0	5	0	0	0	0	0	0	0	0	0	0	0	0

SINGLE-GAME HIGHS: DEFENSIVE

Total Tackles	12 vs. Atlanta Falcons, Dec 09, 2018 10 vs. Minnesota Vikings, Sep 16, 2018	Fumble Recoveries	1 vs. Denver Broncos, Sep 22, 2019 2 at Chicago Bears, Dec 04, 2022
Solo Tackles	10 vs. Atlanta Falcons, Dec 09, 2018 7 vs. Dallas Cowboys, Nov 13, 2022 ...2 more at 7.	Tackles For Loss	1 vs. New York Giants, Oct 09, 2022 ...8 more at 1.
Sacks	1.0 at Minnesota Vikings, Sep 13, 2020 0.5 vs. Minnesota Vikings, Sep 16, 2018	Interceptions	1 at Philadelphia Eagles, Sep 06, 2024 1 at Miami Dolphins, Dec 25, 2022 ...9 more at 1.
Passes Defensed	5 at Los Angeles Rams, Oct 28, 2018 4 at Buffalo Bills, Oct 30, 2022 ...1 more at 4.	Interception Return Yards	37 at Dallas Cowboys, Oct 06, 2019 30 at San Francisco 49ers, Sep 26, 2021 1 at Minnesota Vikings, Sep 13, 2020
Forced Fumbles	1 at Carolina Panthers, Dec 24, 2023 1 at Chicago Bears, Jan 03, 2021 ...1 more at 1.	Safeties	

2024 GXG REGULAR SEASON (PACKERS)

DATE	OPPONENT	P/S	TK	S	A	SK	YDS	INT	PD	FF	FR
09/06	at Eagles	S	4	4	0	0.0	0.0	1	2	0	0
09/15	Colts	S	2	2	0	0.0	0.0	0	1	0	0
2024 TOTALS		2-2	6	6	0	0.0	0.0	1	3	0	0

COREY BALLENTINE

26

CORNERBACK
WASHBURN

Sixth NFL Season | Third Packers Season



Ht: 5-11 | Wt: 196 | Born: April 13, 1996 | NFL Games Played/Started: 56/10 | Acquired: FA-22

AT A GLANCE

- » Last name is pronounced bal-en-tine.
- » Started each of the last two seasons on the Packers' practice squad and finished on the active roster, playing in eight games in 2022 and seeing action in 14 games with a career-best six starts in 2023 as well as playing in both 2023 postseason contests.
- » Prior to joining the Packers, the former sixth-round pick played for the N.Y. Giants (2019-20), N.Y. Jets (2020) and Detroit Lions (2021) while spending the 2022 offseason and training camp with the Atlanta Falcons.
- » In his first four NFL seasons, recorded 36 tackles (28 solo), two passes defended and a QB hit as well as 15 tackles and a forced fumble on special teams. Also returned 36 kickoffs for 855 yards (23.8 avg.) with a long of 66 yards.
- » Was one of only six players in the league to register a kickoff return of 50-plus yards in both 2019 and 2020.
- » Named the Cliff Harris Award winner as the small-college defensive player of the year as a senior and was the first player from Washburn and one of only three NCAA Division II players to be selected for the 2019 Reese's Senior Bowl.

2024 SEASON: Has played in both games, contributing on special teams...**At Philadelphia (Sept. 6):** Appeared on 18 special teams snaps...**Vs. Indianapolis (Sept. 15):** Played 13 snaps on special teams.

REGULAR-SEASON COMPARISON: DEFENSIVE - TENNESSEE TITANS

DATE	OPP	TACKLES										MISC							
		W/L	GP/GS	TOT	SOLO	ASST	SACK	YDS.	INT	TFL	PD	QBH	TD	FF	FR				
11/17/22	GB vs. TEN	L	P				0	0	0	0.0	0.0	0	0	0	0	0	0	0	0
TOTALS			0/1	1/0	0	0	0	0.0	0.0	0	0	0	0	0	0	0	0	0	0

COREY BALLENTINE'S NFL REGULAR-SEASON DEFENSIVE STATISTICS

YEAR	TEAM	GP	GS	TK	S	TACKLES					INTERCEPTIONS							ST			MISC													
						A	TFL	YDS	SK	YDS	QBH	NO	YDS	LG	TD	PD	FF	FR	TD	YDS	TK	S	A	FF	FR	S	A							
2019	Giants	13	2	25	20	5	0	0	0.0	0.0	1	0	0	0	0	2	0	0	0	0	0	1	1	0	0	0	0	0	0	0	0			
2020	Giants	9	2	10	8	2	0	0	0.0	0.0	0	0	0	0	0	0	0	0	0	0	0	6	5	1	0	0	0	0	0	0	0			
2020	Jets	6	0	0	0	0	0	0	0.0	0.0	0	0	0	0	0	0	0	0	0	0	0	4	4	0	0	0	0	0	0	0	0			
2020	TOTAL	15	2	10	8	2	0	0	0.0	0.0	0	0	0	0	0	0	0	0	0	0	10	9	1	0	0	0	0	0	0	0	0			
2021	Lions	4	0	0	0	0	0	0	0.0	0.0	0	0	0	0	0	0	0	0	0	0	0	0	0	0	0	0	0	0	0	0	0	0		
2022	Packers	8	0	1	0	1	0	0	0.0	0.0	0	0	0	0	0	0	0	0	0	0	0	4	4	0	1	0	0	0	0	0	0	0		
2023	Packers	14	6	39	27	12	0	0	0.0	0.0	0	1	0	0	0	7	0	0	0	0	0	4	1	3	0	0	0	0	0	0	0	0	0	
2024	Packers	2	0	0	0	0	0	0	0.0	0.0	0	0	0	0	0	0	0	0	0	0	0	4	0	0	0	0	0	0	0	0	0	0	0	0
NFL TOTALS		56	10	75	55	20	0	0	0.0	0.0	1	1	0	0	0	9	0	0	0	0	19	15	4	1	0	0	0	0	0	0	0	0	0	

COREY BALLENTINE'S NFL POSTSEASON DEFENSIVE STATISTICS

YEAR	TEAM	GP	GS	TK	S	TACKLES					INTERCEPTIONS							ST			MISC													
						A	TFL	YDS	SK	YDS	QBH	NO	YDS	LG	TD	PD	FF	FR	TD	YDS	TK	S	A	FF	FR	S	A							
2023	Packers	2	0	5	4	1	0	0	0.0	0.0	0	0	0	0	0	0	0	0	0	0	0	0	0	0	0	0	0	0	0	0	0	0	0	0
NFL TOTALS		2	0	5	4	1	0	0	0.0	0.0	0	0	0	0	0	0	0	0	0	0	0	0	0	0	0	0	0	0	0	0	0	0	0	0

COREY BALLENTINE'S NFL REGULAR-SEASON RETURN STATISTICS

DATE	TEAM	KICKOFF RETURNS					PUNT RETURNS					
		RET.	YDS.	AVG.	LG	TD	NO.	FC	YDS.	AVG.	LG	TD
2019	Giants	10	256	25.6	52	0	0	0	0	0.0	0	0
2020	Giants	9	191	21.2	28	0	0	0	0	0.0	0	0
2020	Jets	12	314	26.2	66	0	0	0	0	0.0	0	0
2020	TOTAL	21	505	24.0	66	0	0	0	0	0.0	0	0
2021	Lions	4	94	23.5	26	0	0	0	0	0.0	0	0
2022	Packers	1	0	0.0	0	0	0	0	0	0.0	0	0
2023	Packers	0	0	0.0	0	0	0	0	0	0.0	0	0
2024	Packers	0	0	0.0	0	0	0	0	0	0.0	0	0
NFL TOTALS		36	855	23.8	66	0	0	0	0	0.0	0	0

SINGLE-GAME HIGHS: DEFENSIVE

Total Tackles 10 vs. Kansas City Chiefs, Dec 03, 2023
 9 vs. Pittsburgh Steelers, Sep 14, 2020
 ...1 more at 9.

Solo Tackles 8 at Chicago Bears, Nov 24, 2019
 7 vs. Pittsburgh Steelers, Sep 14, 2020

Passes Defensed 3 at Minnesota Vikings, Dec 31, 2023
 2 at Pittsburgh Steelers, Nov 12, 2023

Interceptions 1 at Minnesota Vikings, Dec 31, 2023

Special Teams Tackles 3 vs. Cleveland Browns, Dec 27, 2020
 3 vs. Washington Football Team, Oct 18, 2020

Special Teams Forced Fumbles 1 vs. Dallas Cowboys, Nov 13, 2022

SINGLE-GAME HIGHS: RETURNS

All-Purpose Yards 100 at Seattle Seahawks, Dec 13, 2020
 94 at Chicago Bears, Oct 03, 2021

Kickoff Returns 4 at Chicago Bears, Oct 03, 2021
 3 at Seattle Seahawks, Dec 13, 2020
 ...1 more at 3.

Kickoff Return Yards 100 at Seattle Seahawks, Dec 13, 2020
 94 at Chicago Bears, Oct 03, 2021

Longest Kickoff Return 66 at Seattle Seahawks, Dec 13, 2020
 52 vs. Minnesota Vikings, Oct 06, 2019

Kickoff Return Average 23.5 at Chicago Bears, Oct 03, 2021

Special Teams Tackles 3 vs. Cleveland Browns, Dec 27, 2020
 3 vs. Washington Football Team, Oct 18, 2020

2024 GXG REGULAR SEASON (PACKERS)

DATE	OPPONENT	P/S	TK	S	A	SK	YDS	INT	PD	FF	FR
09/06	at Eagles	P	0	0	0	0.0	0.0	0	0	0	0
09/15	Colts	P	0	0	0	0.0	0.0	0	0	0	0
2024 TOTALS		2-0	0	0	0	0.0	0.0	0	0	0	0

JAVON BULLARD

20 SAFETY GEORGIA

Rookie



Ht: 5-10 | Wt: 198 | Born: September 5, 2002 | NFL Games Played/Started: 2/2 | Acquired: D2b-24

AT A GLANCE

- » Appeared in 40 games with 22 starts at defensive back for the Bulldogs, finishing his career with 114 tackles (80 solo), eight tackles for a loss, 3½ sacks, four interceptions, 12 passes defended and a fumble recovery.
- » Earned second-team All-Southeastern Conference honors from *The Associated Press* in 2023 after ranking No. 3 on the team with a career-high 56 tackles (39 solo) while adding two INTs and seven passes defended.
- » Was named the Defensive MVP of the 2022 College Football Playoff national title game after posting two INTs and a fumble recovery against TCU.
- » Appeared in 14 contests with 10 starts in 2022, posting 46 tackles (33 solo), a career-high 3½ sacks, a career-best seven tackles for a loss, two INTs and five passes defended.
- » Was a part of Georgia defenses that finished in the top 10 in the nation in scoring defense (No. 5 in both 2022 and 2023) and total defense (No. 9 in both 2022 and 2023) in both of his final two seasons.
- » Selected by the Packers in the second round (No. 58 overall) of the 2024 NFL Draft, just the third defensive back drafted by Green Bay out of the University of Georgia (DB Darryl Jones, fourth round in 1984; CB Eric Stokes, first round in 2021).
- » Was a four-time all-region selection at Baldwin High School (Milledgeville, Ga.), recording a team-high 74 tackles, seven tackles for a loss, 10 passes defended and two sacks as a senior in 2020.

2024 SEASON: Has started both games, recording 16 tackles (10 solo) and a pass defended...Ranks No. 2 on the team in tackles...**At Philadelphia (Sept. 6):** Started and played all 76 snaps on defense in his NFL debut, finishing tied for the team lead with 11 tackles (seven solo). His 11 tackles were the most by a rookie defensive back in the NFL in a season opener since Dolphins CB Xavier Howard (11) in 2016. Also saw action on 15 special teams snaps. Became just the sixth rookie safety to start in Week 1 for the Packers since the 1970 merger and the first since S Darnell Savage at Chicago in 2019...**vs. Indianapolis (Sept. 15):** Started and played 42 snaps on defense, posting five tackles (three solo) and his first career pass defended. Broke up a pass intended for TE Kyle Granson in the fourth quarter. Also appeared on 12 special teams snaps.

JAVON BULLARD'S NFL REGULAR-SEASON DEFENSIVE STATISTICS

YEAR	TEAM	GP	GS	TACKLES					INTERCEPTIONS							ST				MISC							
				TK	S	A	TFL	YDS	SK	YDS	QBH	NO	YDS	LG	TD	PD	FF	FR	TD	YDS	TK	S	A	FF	FR	S	A
2024	Packers	2	2	16	10	6	0	0	0.0	0.0	0	0	0	0	0	1	0	0	0	0	0	0	0	0	0	0	0
NFL TOTALS		2	2	16	10	6	0	0	0.0	0.0	0	0	0	0	0	1	0	0	0	0	0	0	0	0	0	0	0

SINGLE-GAME HIGHS: DEFENSIVE

Total Tackles 11 at Philadelphia Eagles, Sep 06, 2024
5 vs. Indianapolis Colts, Sep 15, 2024

Solo Tackles 7 at Philadelphia Eagles, Sep 06, 2024
3 vs. Indianapolis Colts, Sep 15, 2024

Passes Defended 1 vs. Indianapolis Colts, Sep 15, 2024

2024 GXG REGULAR SEASON (PACKERS)

DATE	OPPONENT	P/S	TK	S	A	SK	YDS	INT	PD	FF	FR
09/06	at Eagles	S	11	7	4	0.0	0.0	0	0	0	0
09/15	Colts	S	5	3	2	0.0	0.0	0	1	0	0
2024 TOTALS		2-2	16	10	6	0.0	0.0	0	1	0	0

KENNY CLARK

97

DEFENSIVE LINEMAN
UCLA

Ninth NFL Season | Ninth Packers Season



Ht: 6-3 | Wt: 314 | Born: October 4, 1995 | NFL Games Played/Started: 125/111 | Acquired: D1-16

AT A GLANCE

- Has earned three trips to the Pro Bowl (2019, 2021, 2023), joining Henry Jordan (1960-61, 1963, 1966) as the only Packers defensive tackles to make three-plus Pro Bowls.
- With 34 career sacks, passed DE Vonnie Holiday and LB Nick Perry (32) for No. 10 and LB Bryce Paup (32½) for No. 9 on Green Bay's all-time list (since 1982). Trails LB Tony Bennett (36) for the No. 8 spot on the list.
- Has five career postseason sacks, No. 4 in team history (since 1982) and No. 6 in the NFL from 2019-23.
- Has led or tied for the lead on the defensive line in tackles in seven of his eight years with the Packers.
- His 34 sacks from 2017-23 ranked No. 2 on the team over that span (LB Preston Smith, 41½) and his seven forced fumbles led the Packers.
- Earned third-team All-America honors from *The Associated Press* and first-team All-Pacific-12 recognition from the coaches and media as a junior at UCLA in 2015.

2024 SEASON: Has started both contests, posting five tackles (three solo) and tied for the team lead with six NextGenStat QB pressures (TruMedia)...**At Philadelphia (Sept. 6):** Started and led the defensive line with 56 snaps played, recording two tackles (one solo) and tied for the team lead with three NextGenStat QB pressures...**Vs. Indianapolis (Sept. 15):** Started and played on 35 defensive snaps, registering three tackles (two solo) and three NextGenStat QB pressures (No. 2 on the team).

REGULAR-SEASON COMPARISON: DEFENSIVE - TENNESSEE TITANS

DATE	OPP	W/L	GP/GS	TACKLES							MISC						
				TOT	SOLO	ASST	SACK	YDS.	INT	TFL	PD	QBH	TD	FF	FR		
11/13/16	GB @ TEN	L	P	3	1	2	0.0	0.0	0	0	0	0	0	0	0	0	0
12/27/20	GB vs. TEN	W	S	3	3	0	0.0	0.0	0	1	0	1	0	0	0	0	0
11/17/22	GB vs. TEN	L	S	3	2	1	0.0	0.0	0	0	0	0	0	0	0	0	0
TOTALS			1/2	3/2	9	6	3	0.0	0.0	0	1	0	1	0	0	0	0

KENNY CLARK'S NFL REGULAR-SEASON DEFENSIVE STATISTICS

YEAR	TEAM	GP	GS	TK	S	A	TACKLES					INTERCEPTIONS										
							TFL	YDS	SK	YDS	QBH	NO	YDS	LG	TD	PD	FF	FR	TD	YDS		
2016	Packers	16	2	33	14	19	1	1	0.0	0.0	2	0	0	0	0	2	0	2	0	2	0	2
2017	Packers	15	15	78	39	39	6	24	4.5	26.5	6	0	0	0	0	1	2	0	0	0	0	0
2018	Packers	13	13	73	46	27	11	48	6.0	43.0	9	0	0	0	0	3	1	2	0	0	0	0
2019	Packers	16	16	89	52	37	11	34	6.0	36.5	28	0	0	0	0	0	1	0	0	0	0	0
2020	Packers	13	13	42	28	14	3	14	2.0	12.0	6	0	0	0	0	0	0	0	0	0	0	0
2021	Packers	16	16	48	27	21	6	34	4.0	46.0	13	0	0	0	0	0	0	1	0	0	0	0
2022	Packers	17	17	53	27	26	5	17	4.0	24.0	10	0	0	0	0	0	1	1	0	0	0	0
2023	Packers	17	17	44	22	22	9	47	7.5	48.5	16	0	0	0	0	3	2	0	0	0	0	0
2024	Packers	2	2	5	3	2	0	0	0.0	0.0	0	0	0	0	0	0	0	0	0	0	0	0
NFL TOTALS		125	111	465	258	207	52	219	34.0	236.5	90	0	0	0	0	9	7	6	0	2	0	2

KENNY CLARK'S NFL POSTSEASON DEFENSIVE STATISTICS

YEAR	TEAM	GP	GS	TK	S	A	TACKLES					INTERCEPTIONS										
							TFL	YDS	SK	YDS	QBH	NO	YDS	LG	TD	PD	FF	FR	TD	YDS		
2016	Packers	3	0	9	5	4	1	2	0.0	0.0	0	0	0	0	0	0	0	0	0	0	0	0
2019	Packers	2	2	7	5	2	1	2	1.0	2.0	3	0	0	0	0	0	0	0	0	0	0	0
2020	Packers	2	2	11	6	5	2	11	2.5	15.5	3	0	0	0	0	0	0	0	0	0	0	0
2021	Packers	1	1	6	4	2	1	6	1.0	6.0	2	0	0	0	0	0	0	0	0	0	0	0
2023	Packers	2	2	7	4	3	1	1	0.5	3.5	2	0	0	0	0	0	0	0	0	0	0	0
NFL TOTALS		10	7	40	24	16	6	22	5.0	27.0	10	0	0	0	0	0	0	0	0	0	0	0

SINGLE-GAME HIGHS: DEFENSIVE

Total Tackles	10 at Washington Redskins, Sep 23, 2018 10 at Minnesota Vikings, Oct 15, 2017	Forced Fumbles	1 at Chicago Bears, Sep 10, 2023 1 vs. Minnesota Vikings, Jan 01, 2023 ...4 more at 1.
Solo Tackles	7 vs. Arizona Cardinals, Dec 02, 2018 7 at Washington Redskins, Sep 23, 2018 ...1 more at 7.	Fumble Recoveries	1 vs. Minnesota Vikings, Jan 01, 2023 1 vs. Pittsburgh Steelers, Oct 03, 2021 ...4 more at 1.
Sacks	2.0 vs. Tampa Bay Buccaneers, Dec 17, 2023 2.0 at Tampa Bay Buccaneers, Sep 25, 2022 ...4 more at 2.0.	Tackles For Loss	4 at Los Angeles Rams, Oct 28, 2018 3 vs. Chicago Bears, Dec 15, 2019
Passes Defensed	1 at Minnesota Vikings, Dec 31, 2023 1 vs. Tampa Bay Buccaneers, Dec 17, 2023 ...7 more at 1.	Longest Opp Fumble Return	2 vs. New York Giants, Oct 09, 2016

2024 GXG REGULAR SEASON (PACKERS)

DATE OPPONENT	P/S	TK	S	A	SK	YDS	INT	PD	FF	FR
09/06 at Eagles	S	2	1	1	0.0	0.0	0	0	0	0
09/15 Colts	S	3	2	1	0.0	0.0	0	0	0	0
2024 TOTALS	2-2	5	3	2	0.0	0.0	0	0	0	0

EDGERRIN COOPER

56

LINEBACKER
TEXAS A&M

Rookie



Ht: 6-2 | Wt: 229 | Born: November 17, 2001 | NFL Games Played/Started: 2/0 | Acquired: D2a-24

AT A GLANCE

- » Saw action in 45 games with 21 starts in four seasons (2020-23) at Texas A&M, recording 205 tackles (111 solo), 30½ tackles for a loss, 8½ sacks, 17 QB hurries, two interceptions, eight passes defended, three forced fumbles and two fumble recoveries.
- » Received first-team All-America honors from the Walter Camp Football Foundation, *The Associated Press* and the American Football Coaches Association to become a consensus All-America selection in 2023. Also earned first-team All-America accolades from The Athletic, ESPN and CBS Sports.
- » Earned first-team All-SEC honors from the league's coaches in 2023 and was named the Defensive MVP at the annual team banquet.
- » Played in 23 total games in 2021-22, making nine starts and finishing No. 4 on the team in tackles in each of those seasons with 58 in 2021 and 61 in 2022.
- » Selected by the Packers with the first of two picks in the second round (No. 45 overall) of the 2024 NFL Draft, becoming just the second Texas A&M linebacker to be drafted by Green Bay (Johnny Holland, second round, No. 41 overall, 1987).
- » Was a three-year letterwinner at Covington (La.) High School, where he played running back and linebacker.

2024 SEASON: Has played in both games, recording four tackles (three solo) and a pass defended...On special teams, has posted a tackle on kickoff coverage...**At Philadelphia (Sept. 6):** Made his NFL debut, playing 11 snaps on defense and recording three tackles (two solo) and a pass defended. Broke up a pass intended for WR A.J. Brown on the first play of the fourth quarter. Also saw action on seven special teams snaps and made a tackle on kickoff coverage that pinned Philadelphia inside its own 20...**Vs. Indianapolis (Sept. 15):** Appeared on seven defensive snaps, recording a solo tackle. Also played five snaps on special teams.

EDGERRIN COOPER'S NFL REGULAR-SEASON DEFENSIVE STATISTICS

YEAR	TEAM	GP	GS	TACKLES							INTERCEPTIONS							ST				MISC						
				TK	S	A	TFL	YDS	SK	YDS	QBH	NO	YDS	LG	TD	PD	FF	FR	TD	YDS	TK	S	A	FF	FR	S	A	
2024	Packers	2	0	4	3	1	0	0	0.0	0.0	0	0	0	0	0	0	1	0	0	0	0	0	1	1	0	0	0	0
NFL TOTALS		2	0	4	3	1	0	0	0.0	0.0	0	0	0	0	0	0	1	0	0	0	0	0	1	1	0	0	0	0

SINGLE-GAME HIGHS: DEFENSIVE

Total Tackles 3 at Philadelphia Eagles, Sep 06, 2024
Solo Tackles 2 at Philadelphia Eagles, Sep 06, 2024

Passes Defended 1 at Philadelphia Eagles, Sep 06, 2024

2024 GXG REGULAR SEASON (PACKERS)

DATE	OPPONENT	P/S	TK	S	A	SK	YDS	INT	PD	FF	FR
09/06	at Eagles	P	3	2	1	0.0	0.0	0	1	0	0
09/15	Colts	P	1	1	0	0.0	0.0	0	0	0	0
2024 TOTALS		2-0	4	3	1	0.0	0.0	0	1	0	0

BRENTON COX JR.

57

DEFENSIVE LINEMAN
FLORIDA

Second NFL Season | Second Packers Season



Ht: 6-4 | Wt: 250 | Born: January 30, 2000 | NFL Games Played/Started: 4/0 | Acquired: FA-23

AT A GLANCE

Was active for five games, playing in four contests, and was inactive (healthy scratch) for the other 12 regular-season games as a rookie in 2023

Originally signed by Green Bay as an undrafted free agent on May 5, 2023.

» Spent one season at Georgia (2018) and three seasons at Florida (2020-22).

» Appeared in 46 games with 34 starts during his collegiate career.

» Registered 137 tackles (69 solo), 34 tackles for a loss, 15½ sacks, 40 QB hurries, 10 passes defended, a forced fumble and a fumble recovery.

» Earned second-team All-SEC honors from *The Associated Press* after posting 41 tackles (21 solo), 9½ tackles for a loss, four sacks and a team-high 18 QB hurries in his first season at Florida (2020).

2024 SEASON: Has been inactive (healthy scratch) for both games...**At Philadelphia (Sept. 6):** Inactive (healthy scratch)...**vs. Indianapolis (Sept. 15):** Inactive (healthy scratch).

BRENTON COX JR.'S NFL REGULAR-SEASON DEFENSIVE STATISTICS

YEAR	TEAM	GP	GS	TACKLES							INTERCEPTIONS							ST				MISC				
				TK	S	A	TFL	YDS	SK	YDS	QBH	NO	YDS	LG	TD	PD	FF	FR	TD	YDS	TK	S	A	FF	FR	S
2023	Packers	4	0	0	0	0	0	0	0.0	0.0	0	0	0	0	0	0	0	0	0	0	0	0	0	0	0	0
NFL TOTALS		4	0	0	0	0	0	0	0.0	0.0	0	0	0	0	0	0	0	0	0	0	0	0	0	0	0	

2024 GXG REGULAR SEASON (PACKERS)


DATE	OPPONENT	P/S	TK	S	A	SK	YDS	INT	PD	FF	FR
09/06	at Eagles										
09/15	Colts										
2024 TOTALS			0	0	0	0	0.0	0	0	0	0

ANDRE DILLARD

73

TACKLE
WASHINGTON STATE

Sixth NFL Season | First Packers Season



Ht: 6-5 | Wt: 315 | Born: October 3, 1995 | NFL Games Played/Started: 59/19 | Acquired: FA-24

AT A GLANCE

- » Appeared in 16 games with a career-high 10 starts for the Tennessee Titans in 2023, with all 10 starts coming at left tackle.
- » Played in 59 games with 19 starts (18 at LT, one at RT) from 2019-23, spending his first four seasons in the NFL with the Philadelphia Eagles (2019-22).
- » Was selected by the Eagles in the first round (No. 22 overall) of the 2019 NFL Draft, becoming the first-ever Washington State offensive lineman to be drafted in the first round.
- » Earned first-team All-Pacific-12 honors as a senior in 2018 and was part of a line that helped the Cougars rank No. 8 in the nation in sacks allowed (13.0 in 13 games).
- » Helped Washington State rank in the top three in the country in passing yards in each of his final three seasons (No. 1 in 2018, No. 2 in 2017, No. 3 in 2016) as the Cougars ranked No. 1 in the nation in passing yards from 2016-18.

2024 SEASON: Has been active for one game, but has not seen any action...**At Philadelphia (Sept. 6):** Dressed, but did not see any action...**Vs. Indianapolis (Sept. 15):** Inactive (healthy scratch).

ANDRE DILLARD'S NFL REGULAR-SEASON STATISTICS

DATE	TEAM	GP	GS
2019	Eagles	16	4
2021	Eagles	15	5
2022	Eagles	12	0
2023	Titans	16	10
NFL TOTALS		59	19

ANDRE DILLARD'S NFL POSTSEASON STATISTICS

DATE	TEAM	GP	GS
2019	Eagles	1	0
2021	Eagles	1	0
2022	Eagles	3	0
NFL TOTALS		5	0

ROMEO DOUBS

87

WIDE RECEIVER
NEVADA

Third NFL Season | Third Packers Season



Ht: 6-2 | Wt: 204 | Born: April 13, 2000 | NFL Games Played/Started: 32/25 | Acquired: D4a-22

AT A GLANCE

- » Last name is pronounced DOBBS.
- » Is one of only three players in team history to post 100-plus catches, 1,000-plus receiving yards and 10-plus receiving TDs in his first two NFL seasons, joining WRs James Lofton (1978-79) and Sterling Sharpe (1988-89). Was the only player selected in the 2022 NFL Draft to hit those marks in the last two seasons.
- » Was tied for the team lead and tied for No. 8 in the NFL with eight receiving TDs in 2023, including seven receiving TDs in the red zone (No. 4 in the league).
- » Played in 13 games with seven starts as a rookie in 2022 and ranked No. 4 on the team with 42 catches for 425 yards (10.1 avg.) and three TDs (No. 4 on the team).
- » Posted 26 catches in the first six games in 2022, the most in franchise history by a rookie in the team's opening six contests.
- » Earned first-team All-Mountain West honors as a senior at Nevada in 2021 after tying for the conference lead with 11 receiving TDs and ranking No. 2 in receiving yards per game (100.8).
- » Led the Mountain West in receiving yards (1,002) as a junior in 2020 and was tied for the conference lead with nine TD catches. Among players with 50-plus catches, ranked No. 3 in the nation in yards per catch (17.3).

2024 SEASON: Has started both games and leads the team with seven receptions for 112 yards (16.0 avg.)...**At Philadelphia (Sept. 6):** Started and played 58 of 67 snaps, tying for the team lead with four receptions for 50 yards (12.5 avg.)...**Vs. Indianapolis (Sept. 15):** Started and played 55 of 70 snaps, pacing the team with 62 receiving yards on three catches (20.7 avg.), highlighted by a 39-yard grab on third down over CB Jaylon Jones early in the fourth quarter down to the Indianapolis 16.

ROMEO DOUBS' NFL REGULAR-SEASON RUSHING/RECEIVING STATISTICS

DATE	TEAM	GP	GS	RECEIVING				RUSHING					
				NO.	YDS.	AVG.	LG	TD	NO.	YDS.	AVG.	LG	TD
2022	Packers	13	7	42	425	10.1	26	3	1	11	11.0	11	0
2023	Packers	17	16	59	674	11.4	36	8	0	0	0.0	0	0
2024	Packers	2	2	7	112	16.0	39	0	0	0	0.0	0	0
NFL TOTALS		32	25	108	1,211	11.2	39	11	1	11	11.0	11	0

ROMEO DOUBS' NFL POSTSEASON RUSHING/RECEIVING STATISTICS

DATE	TEAM	GP	GS	RECEIVING				RUSHING					
				NO.	YDS.	AVG.	LG	TD	NO.	YDS.	AVG.	LG	TD
2023	Packers	2	2	10	234	23.4	46	1	0	0	0.0	0	0
NFL TOTALS		2	2	10	234	23.4	46	1	0	0	0.0	0	0

SINGLE-GAME HIGHS: RECEIVING

Receptions	9 vs. Detroit Lions, Sep 28, 2023	Longest Receptions	39 vs. Indianapolis Colts, Sep 15, 2024
Receiving Yards	8 at Tampa Bay Buccaneers, Sep 25, 2022	Receiving TDs	36 at Carolina Panthers, Dec 24, 2023
	95 vs. Detroit Lions, Sep 28, 2023		2 at Chicago Bears, Sep 10, 2023
	79 at Carolina Panthers, Dec 24, 2023		1 at Carolina Panthers, Dec 24, 2023
Receiving Average	20.7 vs. Indianapolis Colts, Sep 15, 2024	Scrimmage Yards	...8 more at 1.
	19.8 at Carolina Panthers, Dec 24, 2023		95 vs. Detroit Lions, Sep 28, 2023
			79 at Carolina Panthers, Dec 24, 2023

2024 GXG REGULAR SEASON (PACKERS)

DATE	OPPONENT	P/S	NO.	RECEIVING				RUSHING				
				YDS.	AVG.	LG	TD	NO.	YDS.	AVG.	LG	TD
09/06	at Eagles	S	4	50	12.5	19	0	0	0	0.0	0	0
09/15	Colts	S	3	62	20.7	39	0	0	0	0.0	0	0
2024 TOTALS		2-2	7	112	16.0	39	0	0	0	0.0	0	0

KINGSLEY ENAGBARE

55

DEFENSIVE LINEMAN
SOUTH CAROLINA

Third NFL Season | Third Packers Season



Ht: 6-4 | Wt: 258 | Born: January 18, 2000 | NFL Games Played/Started: 36/11 | Acquired: D5-22

AT A GLANCE

- » Last name is pronounced ee-nag-BAR-ee.
- » One of five players on Green Bay's defense to play in all 34 regular-season games in 2022-23.
- » Saw action in all 17 games with four starts in his second season (2023) and recorded a career-high 35 tackles (25 solo), two sacks, eight tackles for a loss (tied for No. 2 on the team), six quarterback hits, a pass defended, a forced fumble and a fumble recovery.
- » Played in all 17 games with seven starts as a rookie in 2022, registering 31 tackles (18 solo), three sacks, five tackles for a loss, eight QB hits and three passes defended.
- » Earned first-team All-Southeastern Conference honors and third-team All-America recognition from Pro Football Focus as a leader in 2021 after leading the team in tackles for a loss (seven), sacks (4½) and QB hurries (11).
- » Finished his junior season (2020) with a career-high six sacks on his way to earning first-team All-SEC honors from the coaches and second-team recognition from *The Associated Press*.

2024 SEASON: Has played in both games, recording an assisted tackle...**At Philadelphia (Sept. 6):** Played 30 snaps on defense and 17 on special teams...**Vs. Indianapolis (Sept. 15):** Appeared on 31 defensive snaps, recording an assisted tackle when he helped CB Carrington Valentine take down RB Jonathan Taylor after a gain of only 2 yards.

REGULAR-SEASON COMPARISON: DEFENSIVE - TENNESSEE TITANS

DATE	OPP	W/L	GP/GS	TACKLES										MISC			
				TOT	SOLO	ASST	SACK	YDS.	INT	TFL	PD	QBH	TD	FF	FR		
11/17/22	GB vs. TEN	L	S	1	0	1	0.0	0.0	0	0	0	0	0	0	0	0	0
TOTALS		0/1	1/1	1	0	1	0.0	0.0	0	0	0	0	0	0	0	0	0

KINGSLEY ENAGBARE'S NFL REGULAR-SEASON DEFENSIVE STATISTICS

YEAR	TEAM	GP	GS	TK	S	A	TACKLES					INTERCEPTIONS					ST		MISC												
							TFL	YDS	SK	YDS	QBH	NO	YDS	LG	TD	PD	FF	FR	TD	YDS	TK	S	A	FF	FR	S	A				
2022	Packers	17	7	31	18	13	5	17	3.0	8.0	8	0	0	0	0	3	0	0	0	0	0	0	0	0	0	0	0	0	0	0	0
2023	Packers	17	4	35	25	10	8	15	2.0	9.0	6	0	0	0	1	1	1	0	0	0	2	2	0	0	0	0	0	0	0	0	0
2024	Packers	2	0	1	0	1	0	0	0.0	0.0	0	0	0	0	0	0	0	0	0	0	0	0	0	0	0	0	0	0	0	0	0
NFL TOTALS		36	11	67	43	24	13	32	5.0	17.0	14	0	0	0	4	1	1	0	0	2	2	0	0	0	0	0	0	0	0	0	0

KINGSLEY ENAGBARE'S NFL POSTSEASON DEFENSIVE STATISTICS

YEAR	TEAM	GP	GS	TK	S	A	TACKLES					INTERCEPTIONS					ST		MISC												
							TFL	YDS	SK	YDS	QBH	NO	YDS	LG	TD	PD	FF	FR	TD	YDS	TK	S	A	FF	FR	S	A				
2023	Packers	1	0	1	1	0	0	0	0.0	0.0	2	0	0	0	0	0	0	0	0	0	0	0	0	0	0	0	0	0	0	0	0
NFL TOTALS		1	0	1	1	0	0	0	0.0	0.0	2	0	0	0	0	0	0	0	0	0	0	0	0	0	0	0	0	0	0	0	0

SINGLE-GAME HIGHS: DEFENSIVE

Total Tackles	7 at Philadelphia Eagles, Nov 27, 2022	Passes Defended	1 at Chicago Bears, Sep 10, 2023
	5 vs. Detroit Lions, Sep 28, 2023		1 at Miami Dolphins, Dec 25, 2022
	...1 more at 5.		...2 more at 1.
Solo Tackles	4 vs. Detroit Lions, Sep 28, 2023	Tackles For Loss	2 vs. Chicago Bears, Jan 07, 2024
	3 vs. New Orleans Saints, Sep 24, 2023		2 at Las Vegas Raiders, Oct 09, 2023
	...2 more at 3.		...1 more at 2.
Sacks	1.0 vs. Tampa Bay Buccaneers, Dec 17, 2023	Special Teams Tackles	1 at Denver Broncos, Oct 22, 2023
	1.0 at Las Vegas Raiders, Oct 09, 2023		1 at Atlanta Falcons, Sep 17, 2023
	...3 more at 1.0.		

2024 GXG REGULAR SEASON (PACKERS)

DATE	OPPONENT	P/S	TK	S	A	SK	YDS	INT	PD	FF	FR
09/06	at Eagles	P	0	0	0	0	0	0	0	0	0
09/15	Colts	P	1	0	1	0	0	0	0	0	0
2024 TOTALS		2-0	1	0	1	0	0	0	0	0	0

2024 GXG REGULAR SEASON (PACKERS)

DATE OPPONENT	P/S	TK	S	A	SK	YDS	INT	PD	FF	FR
09/06 at Eagles	S	3	1	2	1.0	6.0	0	1	0	0
09/15 Colts	S	0	0	0	0.0	0.0	0	0	0	0
2024 TOTALS	2-2	3	1	2	1.0	6.0	0	1	0	0

TRAVIS GLOVER 79

TACKLE
GEORGIA STATE

Rookie



Ht: 6-6 | Wt: 317 | Born: August 17, 2000 | Acquired: D6-24

AT A GLANCE

- » Played in 59 games with 57 starts (35 at left tackle, 18 at right tackle and four at left guard) in five seasons at Georgia State (2019-23).
- » Made 45 consecutive starts to begin his career at Georgia State from 2019-2022 before missing a game due to injury late in the 2022 season.
- » Earned first-team All-Sun Belt Conference honors from the coaches and media as a senior in 2023.
- » Was named to the FWAA-Shaun Alexander Freshman All-America team in 2019, joining WR Penny Hart (2015) as the only honorees in program history.
- » Helped the Panthers to four bowl games in five seasons while being part of an offense that set single-season program records in multiple categories during his career.
- » Helped Georgia State rank No. 8 in the nation in rushing (209.2 ypg) from 2021-23.
- » Earned first-team all-state honors from the *Atlanta Journal-Constitution* and the Georgia Sportswriters Association and first-team All-Region 4-A recognition after helping Dooly County reach the state playoffs as a senior.

2024 SEASON: Has been inactive (healthy scratch) for both games...**At Philadelphia (Sept. 6):** Inactive (healthy scratch)...**Vs. Indianapolis (Sept. 15):** Inactive (healthy scratch).

MALIK HEATH

18

WIDE RECEIVER
MISSISSIPPI

Second NFL Season | Second Packers Season



Ht: 6-2 | Wt: 213 | Born: March 31, 2000 | NFL Games Played/Started: 14/1 | Acquired: FA-23

AT A GLANCE

- Started in the season opener last season at Chicago, becoming the first undrafted rookie to start at WR for the Packers in Week 1 since the 1970 AFL-NFL merger.
- Appeared in 13 games as a rookie last season, posting 15 catches for 125 yards (8.3 avg.) and a TD along with two tackles on special teams.
- Posted a career-high four catches for a career-best 46 yards (11.5 avg.) in just 11 snaps of work at Detroit in Week 12, including a career-long 16-yard grab.
- Earned third-team All-SEC honors from Pro Football Focus in 2022 after leading Ole Miss with 60 receptions for a team-high 971 yards (16.2 avg.) and five TDs.
- Played two seasons at Mississippi State (2020-21), appearing in 34 games with 21 starts during his three seasons in the SEC and posting 131 receptions for 1,720 yards (13.1 avg.) and 13 TDs.

2024 SEASON: Has appeared in one game, seeing limited action on special teams...**At Philadelphia (Sept. 6):** Inactive (healthy scratch)...**Vs. Indianapolis (Sept. 15):** Appeared on one play on special teams.

MALIK HEATH'S NFL REGULAR-SEASON RECEIVING STATISTICS

DATE	TEAM	GP	GS	RECEIVING				
				NO.	YDS.	AVG.	LG	TD
2023	Packers	13	1	15	125	8.3	16	1
2024	Packers	1	0	0	0	0.0	0	0
NFL TOTALS		14	1	15	125	8.3	16	1

MALIK HEATH'S NFL REGULAR-SEASON RETURN STATISTICS

DATE	TEAM	KICKOFF RETURNS					PUNT RETURNS					
		RET.	YDS.	AVG.	LG	TD	NO.	FC	YDS.	AVG.	LG	TD
2023	Packers	1	1	1.0	1	0	0	0	0	0.0	0	0
2024	Packers	0	0	0.0	0	0	0	0	0	0.0	0	0
NFL TOTALS		1	1	1.0	1	0	0	0	0	0.0	0	0

SINGLE-GAME HIGHS: RUSHING/RECEIVING

Receptions	4 at Detroit Lions, Nov 23, 2023 3 vs. Chicago Bears, Jan 07, 2024 ...1 more at 3.	Longest Kickoff Return	1 vs. Los Angeles Chargers, Nov 19, 2023
Receiving Yards	46 at Detroit Lions, Nov 23, 2023 29 vs. Tampa Bay Buccaneers, Dec 17, 2023	Special Teams Tackles	2 vs. Los Angeles Chargers, Nov 19, 2023
Receiving Average	11.5 at Detroit Lions, Nov 23, 2023 9.7 vs. Tampa Bay Buccaneers, Dec 17, 2023	Most TDs	1 at New York Giants, Dec 11, 2023
Longest Receptions	16 at Detroit Lions, Nov 23, 2023 15 vs. Tampa Bay Buccaneers, Dec 17, 2023 ...1 more at 15.	Scrimmage Yards	46 at Detroit Lions, Nov 23, 2023 29 vs. Tampa Bay Buccaneers, Dec 17, 2023
Receiving TDs	1 at New York Giants, Dec 11, 2023		

2024 GXG REGULAR SEASON (PACKERS)

DATE	OPPONENT	P/S	RECEIVING					RUSHING					
			NO.	YDS.	AVG.	LG	TD	NO.	YDS.	AVG.	LG	TD	
09/06	at Eagles												
09/15	Colts	P	0	0	0.0	0	0	0	0	0.0	0	0	0
2024 TOTALS		1-0	0	0	0.0	0	0	0	0	0.0	0	0	0

TY'RON HOPPER

59

LINEBACKER
MISSOURI

Rookie



Ht: 6-2 | Wt: 228 | Born: April 26, 2001 | NFL Games Played/Started: 2/0 | Acquired: D3b-24

AT A GLANCE

- » Appeared in 51 games with 26 starts during his five seasons in the Southeastern Conference (Florida, 2019-21; Missouri, 2022-23), posting 214 tackles (135 solo), 31½ tackles for a loss, 9½ sacks, 13 QB hurries, an interception, 10 passes defended and two forced fumbles.
- » Earned second-team All-Southeastern Conference honors from the coaches in 2023, posting a team-high 55 tackles (36 solo), six tackles for a loss and three sacks through 10 games before an injury sidelined him for the final two contests of the regular season.
- » Was named one of five finalists for the Butkus Award in 2023, which honors the nation's most outstanding linebacker, as he became just the third Missouri player to be selected as a finalist (Sean Weatherspoon, 2008-09; Nick Bolton, 2020).
- » Led the team with 14 tackles for a loss and ranked No. 2 on the Tigers with a career-high 77 tackles (59 solo) in his first season at Missouri in 2022.
- » Selected by the Packers with the second of two picks in the third round (No. 91 overall) of the 2024 NFL Draft, just the second linebacker out of Missouri to be drafted by Green Bay (Bill Powell, seventh round in 1967).
- » As a senior at Roswell (Ga.) High School, posted 74 tackles, five interceptions, a forced fumble and a fumble recovery and was selected to play in the 2019 All-American Bowl.

2024 SEASON: Has played in both games on special teams...**At Philadelphia (Sept. 6):** Made his NFL debut, playing 14 snaps on special teams...**Vs. Indianapolis (Sept. 15):** Appeared on 10 special teams snaps.

TY'RON HOPPER'S NFL REGULAR-SEASON DEFENSIVE STATISTICS

YEAR	TEAM	GP	GS	TACKLES							INTERCEPTIONS							ST				MISC				
				TK	S	A	TFL	YDS	SK	YDS	QBH	NO	YDS	LG	TD	PD	FF	FR	TD	YDS	TK	S	A	FF	FR	S
2024	Packers	2	0	0	0	0	0	0	0.0	0.0	0	0	0	0	0	0	0	0	0	0	0	0	0	0	0	0
NFL TOTALS		2	0	0	0	0	0	0	0.0	0.0	0	0	0	0	0	0	0	0	0	0	0	0	0	0	0	

2024 GXG REGULAR SEASON (PACKERS)

DATE	OPPONENT	P/S	TK	S	A	SK	YDS	INT	PD	FF	FR
09/06	at Eagles	P	0	0	0	0.0	0.0	0	0	0	0
09/15	Colts	P	0	0	0	0.0	0.0	0	0	0	0
2024 TOTALS		2-0	0	0	0	0.0	0.0	0	0	0	0

JOSH JACOBS

8

RUNNING BACK
ALABAMA

Sixth NFL Season | First Packers Season



Ht: 5-10 | Wt: 223 | Born: February 11, 1998 | NFL Games Played/Started: 75/74 | Acquired: UFA (LV)-24

AT A GLANCE

- » Ranks No. 2 in the NFL in rushing yards (5,780) and rushing first downs (298) and No. 3 in rushing TDs (46) since entering the league in 2019.
- » Is one of six players in NFL history to post 5,500-plus rushing yards, 45-plus rushing TDs and 175-plus receptions in his first five seasons in the league (Emmitt Smith, Ricky Watters, Curtis Martin, LaDainian Tomlinson, Ezekiel Elliott).
- » Was the only RB in the league to register 1,100-plus yards from scrimmage and six-plus scrimmage TDs each of the last five seasons (2019-23).
- » Earned first-team All-Pro honors from *The Associated Press* and Pro Bowl recognition in 2022 after posting a league-high 1,653 rushing yards, becoming just the third player in Raiders history to win the league rushing title (Marcus Allen in 1985; Clem Daniels, AFL in 1963).
- » Was selected to his first career Pro Bowl in 2020 after rushing for 1,065 yards and 12 TDs on 273 attempts (3.9 avg.).
- » Was named the 2019 PFWA Offensive Rookie of the Year after setting a franchise rookie record with 1,150 rushing yards and seven TDs on 242 carries (4.8 avg.), including five 100-yard games, the most by a rookie in team history.
- » Played in 42 games during his three seasons at Alabama (2016-18), rushing for 1,491 yards and 16 TDs on 251 carries (5.9 avg.) while adding 18 kickoff returns for 514 yards and a TD as he finished his career ranked No. 3 in school history with an average of 28.6 yards per return.

2024 SEASON: Has started both games and has posted a team-high 235 rushing yards on 48 carries (4.9 avg.)...Ranks No. 3 in the NFL in rushing yards and No. 5 in yards from scrimmage (255)...His rushing-yardage total is the top mark in team history by a player in his first two games in a Green Bay uniform and the most by a Packer in the first two games of the season since RB Ahman Green (236 in 2001)...Is tied for No. 1 in the NFL in explosive runs (12-plus yards) with six...**At Philadelphia (Sept. 6):** Started and led the team with 84 rushing yards on 16 carries (5.3 avg.) in his Green Bay debut, including 80 yards on 10 carries (8.0 avg.) in the second half. His 84 yards on the ground were the most by a Packer in his Green Bay debut dating back to 1950. Posted a 32-yard run early in the fourth quarter and added a pair of receptions for 20 yards (10.0 avg.)...**vs. Indianapolis (Sept. 15):** Started and posted a team-high 151 rushing yards on 32 carries (4.7 avg.), including 128 rushing yards in the first half, the most by a Packer in a first half since Green registered 133 yards vs. Detroit on Sept. 9, 2001.

REGULAR-SEASON COMPARISON: RECEIVING/RUSHING - TENNESSEE TITANS

DATE	OPP	W/L	GP/GS	RUSHING					RECEIVING						
				NO.	YDS.	AVG.	LG	TD	NO.	YDS.	AVG.	LG	TD	TGTS	YAC
9/25/22	LV @ TEN	L	S	13	66	5.1	13	0	5	31	6.2	13	0	5	25
TOTALS		0/1	1/1	13	66	5.1	13	0	5	31	6.2	13	0	5	25

JOSH JACOBS' NFL REGULAR-SEASON RUSHING/RECEIVING STATISTICS

DATE	TEAM	GP	GS	RUSHING					RECEIVING				
				NO.	YDS.	AVG.	LG	TD	NO.	YDS.	AVG.	LG	TD
2019	Raiders	13	13	242	1,150	4.8	51	7	20	166	8.3	28	0
2020	Raiders	15	15	273	1,065	3.9	28†	12	33	238	7.2	29	0
2021	Raiders	15	14	217	872	4.0	28	9	54	348	6.4	29	0
2022	Raiders	17	17	340	1,653	4.9	86†	12	53	400	7.5	43	0
2023	Raiders	13	13	233	805	3.5	63†	6	37	296	8.0	21	0
2024	Packers	2	2	48	235	4.9	34	0	2	20	10.0	11	0
NFL TOTALS		75	74	1,353	5,780	4.3	86†	46	199	1,468	7.4	43	0

JOSH JACOBS' NFL POSTSEASON RUSHING/RECEIVING STATISTICS

DATE	TEAM	GP	GS	RUSHING					RECEIVING				
				NO.	YDS.	AVG.	LG	TD	NO.	YDS.	AVG.	LG	TD
2021	Raiders	1	1	13	83	6.4	35	0	4	44	11.0	15	0
NFL TOTALS		1	1	13	83	6.4	35	0	4	44	11.0	15	0

SINGLE-GAME HIGHS: RUSHING/RECEIVING

Rush Attempts	33 at Seattle Seahawks, Nov 27, 2022 32 vs. Indianapolis Colts, Sep 15, 2024	Receiving Yards	81 at Los Angeles Chargers, Oct 01, 2023 74 at Seattle Seahawks, Nov 27, 2022
Rushing Yards	229 at Seattle Seahawks, Nov 27, 2022 154 at Kansas City Chiefs, Oct 10, 2022	Receiving Average	17.0 at Denver Broncos, Nov 20, 2022 14.0 at Cleveland Browns, Dec 20, 2021
Rushing Average	8.3 vs. Kansas City Chiefs, Sep 15, 2019 7.3 at Kansas City Chiefs, Oct 10, 2022	Longest Receptions	29 at Denver Broncos, Nov 20, 2022 29 at Denver Broncos, Oct 17, 2021 ...1 more at 29.
Longest Runs	86† at Seattle Seahawks, Nov 27, 2022 63† vs. Kansas City Chiefs, Nov 26, 2023	Most TDs	3 vs. Houston Texans, Oct 23, 2022 3 at Carolina Panthers, Sep 13, 2020
Rushing TDs	3 vs. Houston Texans, Oct 23, 2022 3 at Carolina Panthers, Sep 13, 2020	Scrimmage Yards	303 at Seattle Seahawks, Nov 27, 2022 193 at Kansas City Chiefs, Oct 10, 2022
Receptions	9 vs. Washington Football Team, Dec 05, 2021 8 at Los Angeles Chargers, Oct 01, 2023		

2024 GXG REGULAR SEASON (PACKERS)

DATE	OPPONENT	P/S	RUSHING					RECEIVING				
			NO.	YDS.	AVG.	LG	TD	NO.	YDS.	AVG.	LG	TD

09/06	at Eagles	S	16	84	5.3	32	0	2	20	10.0	11	0	
09/15	Colts	S	32	151	4.7	34	0	0	0	0.0	0	0	
2024 TOTALS			2-2	48	235	4.9	34	0	2	20	10.0	11	0

ELGTON JENKINS

74

GUARD/TACKLE
MISSISSIPPI STATE

Sixth NFL Season | Sixth Packers Season



Ht: 6-5 | Wt: 311 | Born: December 26, 1995 | NFL Games Played/Started: 72/70 | Acquired: D2-19

AT A GLANCE

- » Has appeared in 72 career games with 70 starts and has started games at four different positions on the line (53 at LG, eight at LT, six at RT, three at C).
- » In 2022, started all 15 games he appeared in (10 at LG and five at RT) and earned Pro Bowl recognition for the second time (replacement for Eagles G Landon Dickerson).
- » Was selected to his first career Pro Bowl in 2020, becoming just the third offensive lineman in team history to be named to the Pro Bowl within his first two seasons in the NFL (Deral Teteak, 1952; Charley Brock, 1940).
- » Started games at three different positions in 2020 (12 at LG, three at C, one at RT), becoming the first Green Bay offensive lineman to start a game at guard, center and tackle in the same season since the 1970 AFL-NFL merger.
- » Was named to the PFWA All-Rookie team in 2019, only the second Packers guard to be selected since 1974 (Daryn Colledge, 2006), after appearing in all 16 games with 14 starts at LG.
- » Selected by the Packers in the second round (No. 44 overall) of the 2019 NFL Draft out of Mississippi State, where he opened games at four different spots on the line (26 at C, five at LT, two at LG, one at RT).

2024 SEASON: Has started both games at LG and has helped the offense rank No. 1 in the NFL in rushing (212.0 ypg), tied for No. 1 in sacks allowed (two) and No. 2 in yards per carry (5.73)...**At Philadelphia (Sept. 6):** Started at LG and played all 67 snaps, taking over at center for the final two plays of the game for an injured Josh Myers. Helped protect QB Jordan Love as he was sacked just once on the evening and cleared holes for Green Bay to register 163 rushing yards on just 21 carries (7.8 avg.)...**Vs. Indianapolis (Sept. 15):** Started at LG and played all 70 snaps. Was part of a line that did not allow a sack of QB Malik Willis and cleared the way for the Packers' 261 rushing yards on 53 carries (4.9 avg.), the highest rushing-yardage total in a game by Green Bay since Sept. 28, 2003, vs. Denver (262 yards).

ELGTON JENKINS' NFL REGULAR-SEASON STATISTICS

DATE	TEAM	GP	GS
2019	Packers	16	14
2020	Packers	16	16
2021	Packers	8	8
2022	Packers	15	15
2023	Packers	15	15
2024	Packers	2	2
NFL TOTALS		72	70

ELGTON JENKINS' NFL POSTSEASON STATISTICS

DATE	TEAM	GP	GS
2019	Packers	2	2
2020	Packers	2	2
2023	Packers	2	2
NFL TOTALS		6	6

TUCKER KRAFT

85

TIGHT END
SOUTH DAKOTA STATE

Second NFL Season | Second Packers Season



Ht: 6-5 | Wt: 259 | Born: November 3, 2000 | NFL Games Played/Started: 19/10 | Acquired: D3-23

AT A GLANCE

- » Posted the second-most receiving yards (355) and the third-most receptions (31) by a rookie tight end in team history last season.
- » Ranked No. 3 in the NFL in receiving yards and No. 4 in receptions among rookie TEs in 2023, and among TEs with 20-plus catches, ranked No. 1 among rookies and No. 8 in the league in yards per catch (11.5 avg.).
- » In Weeks 14-17 last season, became the first Green Bay tight end since the 1970 merger to register four-plus receptions and 45-plus receiving yards in four straight games in a single season.
- » Selected by the Packers in the third round (No. 78 overall) of the 2023 NFL Draft, becoming the fourth-highest pick in South Dakota State history. Was the first Jackrabbit drafted by the Packers since G Adam Timmerman (seventh round, No. 230 overall) in 1995.
- » Earned numerous All-America honors (third-team recognition in 2022; first- and second-team honors in 2021) and was a first-team All-Missouri Valley Football Conference selection in each of his last two seasons at South Dakota State.
- » Ranked in the top 10 among FCS tight ends in receptions (92, No. 4), receiving yards (1,128, No. 5) and receiving TDs (nine, t-No. 7) in 2021-22.

2024 SEASON: Has started both games and has posted four receptions for 53 yards (13.3 avg.)...**At Philadelphia (Sept. 6):** Started and played 64 of 67 snaps, hauling in two passes for 37 yards (18.5 avg.) and helping to clear the way for the Packers' 163 rushing yards on 21 carries (7.8 avg.)...**vs. Indianapolis (Sept. 15):** Started and played 56 of 70 snaps, catching two passes for 16 yards (8.0 avg.) and helping to block for the Packers' 261 rushing yards on 53 carries (4.9 avg.), the highest rushing-yardage total in a game by Green Bay since Sept. 28, 2003, vs. Denver (262 yards).

TUCKER KRAFT'S NFL REGULAR-SEASON RECEIVING STATISTICS

DATE	TEAM	GP	GS	RECEIVING				
				NO.	YDS.	AVG.	LG	TD
2023	Packers	17	8	31	355	11.5	43	2
2024	Packers	2	2	4	53	13.3	29	0
NFL TOTALS		19	10	35	408	11.7	43	2

TUCKER KRAFT'S NFL POSTSEASON RECEIVING STATISTICS

DATE	TEAM	GP	GS	RECEIVING				
				NO.	YDS.	AVG.	LG	TD
2023	Packers	2	2	5	24	4.8	10	1
NFL TOTALS		2	2	5	24	4.8	10	1

SINGLE-GAME HIGHS: RECEIVING

Receptions	6 at Minnesota Vikings, Dec 31, 2023	Receiving TDs	1 vs. Tampa Bay Buccaneers, Dec 17, 2023
	4 at Carolina Panthers, Dec 24, 2023		1 at Detroit Lions, Nov 23, 2023
	...2 more at 4.	Special Teams Tackles	1 vs. Los Angeles Rams, Nov 05, 2023
Receiving Yards	64 at New York Giants, Dec 11, 2023		1 vs. Minnesota Vikings, Oct 29, 2023
	60 at Carolina Panthers, Dec 24, 2023		...1 more at 1.
Receiving Average	16.0 at New York Giants, Dec 11, 2023	Most TDs	1 vs. Tampa Bay Buccaneers, Dec 17, 2023
	15.0 at Carolina Panthers, Dec 24, 2023		1 at Detroit Lions, Nov 23, 2023
Longest Receptions	43 at New York Giants, Dec 11, 2023	Scrimmage Yards	64 at New York Giants, Dec 11, 2023
	36 vs. Tampa Bay Buccaneers, Dec 17, 2023		60 at Carolina Panthers, Dec 24, 2023

2024 GXG REGULAR SEASON (PACKERS)


DATE	OPPONENT	P/S	RECEIVING					RUSHING				
			NO.	YDS.	AVG.	LG	TD	NO.	YDS.	AVG.	LG	TD
09/06	at Eagles	S	2	37	18.5	29	0	0	0	0.0	0	0
09/15	Colts	S	2	16	8.0	17	0	0	0	0.0	0	0
2024 TOTALS		2-2	4	53	13.3	29	0	0	0	0.0	0	0

MARSHAWN LLOYD

32

RUNNING BACK
SOUTHERN CALIFORNIA

Rookie



Ht: 5-9 | Wt: 220 | Born: January 5, 2001 | NFL Games Played/Started: 1/0 | Acquired: D3a-24

AT A GLANCE

- » Spent three years at the University of South Carolina (2020-22) before transferring to the University of Southern California for a season (2023).
- » Appeared in 32 games with 14 starts during his three collegiate seasons, registering 1,621 rushing yards and 19 TDs on 291 carries (5.6 avg.) along with 34 receptions for 452 yards (13.3 avg.) and two TDs.
- » Earned All-Pacific-12 honorable mention in 2023 after recording 820 rushing yards and nine TDs on 116 carries, an average of 7.07 yards per carry that ranked No. 11 in the nation.
- » Selected by the Packers with the first of two picks in the third round (No. 88 overall) of the 2024 NFL Draft, becoming just the second running back from the University of Southern California to be drafted by Green Bay (Al Carmichael, No. 7 overall in 1953).
- » Was a four-year letterman at DeMatha High School (Hyattsville, Md.) and was selected for The Opening Finals, the Under Armour All-American Bowl and the Polynesian Bowl.

2024 SEASON: Has played in one game and has rushed for 15 yards on six carries (2.5 avg.)...**At Philadelphia (Sept. 6):** Inactive (hamstring)...**Vs. Indianapolis (Sept. 15):** Made his NFL debut, appearing on 10 snaps and rushing for 15 yards on six carries (2.5 avg.).

MARSHAWN LLOYD'S NFL REGULAR-SEASON RUSHING/RECEIVING STATISTICS

DATE	TEAM	GP	GS	RUSHING					RECEIVING				
				NO.	YDS.	AVG.	LG	TD	NO.	YDS.	AVG.	LG	TD
2024	Packers	1	0	6	15	2.5	5	0	1	3	3.0	3	0
NFL TOTALS		1	0	6	15	2.5	5	0	1	3	3.0	3	0

SINGLE-GAME HIGHS: RUSHING/RECEIVING

Rush Attempts 6 vs. Indianapolis Colts, Sep 15, 2024
 Rushing Yards 15 vs. Indianapolis Colts, Sep 15, 2024
 Longest Runs 5 vs. Indianapolis Colts, Sep 15, 2024
 4 vs. Indianapolis Colts, Sep 15, 2024

Longest Receptions 3 vs. Indianapolis Colts, Sep 15, 2024
 All-Purpose Yards 18 vs. Indianapolis Colts, Sep 15, 2024
 Scrimmage Yards 18 vs. Indianapolis Colts, Sep 15, 2024

2024 GXG REGULAR SEASON (PACKERS)

DATE	OPPONENT	P/S	RUSHING					RECEIVING				
			NO.	YDS.	AVG.	LG	TD	NO.	YDS.	AVG.	LG	TD
09/06	at Eagles		INACTIVE/INJURY									
09/15	Colts	P	6	15	2.5	5	0	1	3	3.0	3	0
2024 TOTALS		1-0	6	15	2.5	5	0	1	3	3.0	3	0

JORDAN LOVE 10

QUARTERBACK
UTAH STATE

Fifth NFL Season | Fifth Packers Season



Ht: 6-4 | Wt: 219 | Born: November 2, 1998 | NFL Games Played/Started: 28/19 | Acquired: D1-20

AT A GLANCE

- ▶ Became just the third quarterback in NFL history to post 4,000-plus passing yards (4,159) and 32-plus passing TDs (32) in his first season with multiple starts, joining Kurt Warner (1999) and Patrick Mahomes (2018).
- ▶ Became the first QB to help lead the Packers to the postseason in his first full year as a starter since at least 1950, when the league began recording starts for every player.
- ▶ Was one of four QBs (Dak Prescott, Brock Purdy, Baker Mayfield) to rank in the top 10 in the league in passing TDs (No. 2), passing yards (No. 7) and TD/INT ratio (No. 7, 2.91) in 2023.
- ▶ His 32 passing TDs were the fourth most by a QB in his first season with multiple starts, trailing only Mahomes (50 in 2018), Warner (41 in 1999) and Daunte Culpepper (33 in 2000).
- ▶ Threw for multiple TD passes with no INTs in a league-high nine games in 2023, tied for No. 1 in NFL history (Purdy) for the most by a QB in his first 18 career starts.
- ▶ Over the final eight games last season, completed 196 of 279 passes (70.3 pct.) for 2,150 yards and 18 TDs with one INT for a 112.7 rating, joining Aaron Rodgers (Nov. 14, 2021-Jan. 9, 2022) as the only Green Bay QBs to post 2,150-plus passing yards, 18-plus passing TDs, one/zero interceptions and a completion percentage of 70-plus over an eight-game span in a single season.
- ▶ Finished his career at Utah State ranked No. 2 in school history in passing yards (8,600), completions (689) and attempts (1,125), tied for No. 2 in TD passes (60), and No. 3 in completion percentage (61.2) despite playing just three seasons.
- ▶ Earned honorable mention All-Mountain West recognition as a junior in 2019 after setting a single-season school record with 293 completions and posting 3,402 passing yards, the second most in a season in school history. As a sophomore in 2018, set Utah State single-season records for TD passes (32), passing yards (3,567) and 300-yard passing games (seven).

2024 SEASON: Has appeared in one game and has thrown for 260 yards and two TDs with one INT on 17-of-34 passing (50.0 pct.) for an 83.0 rating... **At Philadelphia (Sept. 6):** Threw for 260 yards and two TDs on 17-of-34 passing (50.0 pct.) with one INT for an 83.0 rating. Connected with WR Jayden Reed on a 70-yard TD pass with just over five minutes remaining in the third quarter, the longest TD pass of his career and the second-longest completion of his career. Went over the 5,000-yard passing mark for his career on his 33-yard completion to Reed late in the fourth quarter. Sustained a knee injury with six seconds remaining in the game and was sidelined for the final two plays of the game... **vs. Indianapolis (Sept. 15):** Inactive (knee), the first game he had missed due to injury in his career.

JORDAN LOVE'S NFL REGULAR-SEASON PASSING/RUSHING STATISTICS

DATE	TEAM	GP	GS	PASSING										RUSHING					
				ATT.	CMP.	PCT.	YDS	AVG.	TD	INT.	LG	SK	LST	RATE	NO.	YDS.	AVG.	LG	TD
2021	Packers	6	1	62	36	58.1	411	6.6	2	3	62t	3	23	68.7	12	27	2.3	10	0
2022	Packers	4	0	21	14	66.7	195	9.3	1	0	63t	0	0	112.2	1	-1	-1.0	0	0
2023	Packers	17	17	579	372	64.2	4,159	7.2	32	11	77	30	242	96.1	50	247	4.9	37	4
2024	Packers	1	1	34	17	50.0	260	7.6	2	1	70t	1	5	83.0	0	0	0.0	0	0
TOTALS		28	19	696	439	63.1	5,025	7.2	37	15	77	34	270	93.5	63	273	4.3	37	4

JORDAN LOVE'S NFL POSTSEASON PASSING/RUSHING STATISTICS

DATE	TEAM	GP	GS	PASSING										RUSHING					
				ATT.	CMP.	PCT.	YDS	AVG.	TD	INT.	LG	SK	LST	RATE	NO.	YDS.	AVG.	LG	TD
2023	Packers	2	2	55	37	67.3	466	8.5	5	2	46	0	0	108.6	6	2	0.3	3	0
TOTALS		2	2	55	37	67.3	466	8.5	5	2	46	0	0	108.6	6	2	0.3	3	0

SINGLE-GAME HIGHS: QUARTERBACK

Pass Attempts
44 vs. New Orleans Saints, Sep 24, 2023
41 vs. Minnesota Vikings, Oct 29, 2023

Pass Completions
29 vs. Tampa Bay Buccaneers, Dec 17, 2023
27 vs. Chicago Bears, Jan 07, 2024
...1 more at 27.

Yards Passing
322 vs. Los Angeles Chargers, Nov 19, 2023
316 vs. Chicago Bears, Jan 07, 2024

TD Passes
3 at Minnesota Vikings, Dec 31, 2023
3 vs. Kansas City Chiefs, Dec 03, 2023
...3 more at 3.

Long Passes
77 at Las Vegas Raiders, Oct 09, 2023
70t at Philadelphia Eagles, Sep 06, 2024

Completion Percentage
84.4 vs. Chicago Bears, Jan 07, 2024
76.9 vs. Los Angeles Rams, Nov 05, 2023

Passer Rating
146.8 at Philadelphia Eagles, Nov 27, 2022
128.6 vs. Chicago Bears, Jan 07, 2024
9 vs. New Orleans Saints, Sep 24, 2023

Rush Attempts
5 at Kansas City Chiefs, Nov 07, 2021
39 at Detroit Lions, Nov 23, 2023

Rushing Yards
39 vs. New Orleans Saints, Sep 24, 2023

Rushing Average
4.3 vs. New Orleans Saints, Sep 24, 2023

Longest Runs
37 at Detroit Lions, Nov 23, 2023
26 at Las Vegas Raiders, Oct 09, 2023

Rushing TDs
1 at Minnesota Vikings, Dec 31, 2023
1 at Carolina Panthers, Dec 24, 2023
...2 more at 1.

2024 GXG REGULAR SEASON (PACKERS)

DATE	OPPONENT	P/S	PASSING											RUSHING			
			ATT	CMP	YDS	PCT	Y/A	Y/C	TD	INT	LG	SK/YD	RATE	ATT	YDS	LG	TD
09/06	at Eagles	S	34	17	260	50.0	7.6	15.3	2	1	70t	1/5	83.0	0	0	0	0
09/15	Colts		INACTIVE/INJURY														
2024 TOTALS		1-1	34	17	260	50.0	7.6	15.3	2	1	70t	1/5	83.0	0	0	0	0

ISAIAH MCDUFFIE

58

LINEBACKER
BOSTON COLLEGE

Fourth NFL Season | Fourth Packers Season



Ht: 6-1 | Wt: 227 | Born: July 21, 1999 | NFL Games Played/Started: 48/11 | Acquired: D6b-21

AT A GLANCE

- » Played in 16 games in 2023 and set career highs in games started (eight), tackles (82, No. 2 on the team), solo tackles (52, tied for No. 3 on the team), tackles for a loss (five) and QB hits (three), and recorded the first half-sack and pass defended of his career. Also appeared in both postseason contests and made his first career playoff start.
- » Saw action in all 17 games in 2022 and made his first career start. Posted 30 tackles (19 solo) on defense and was tied for the team lead with a career-high 13 special teams tackles.
- » Played in 13 games as a rookie and registered two tackles on special teams while also appearing in the postseason contest, where he recorded a special teams tackle.
- » Earned second-team All-Atlantic Coast Conference honors in 2020 after ranking No. 5 in the nation and No. 2 in the ACC with a career-best 107 tackles (54 solo).
- » A two-way performer at linebacker and running back who played for his dad, head coach Stevenson McDuffie, at Bennett High School in Buffalo, N.Y. Was a three-time captain and finished with school records for single-season tackles (161), single-game tackles (29), career touchdowns (70) and career rushing yards (5,529).

2024 SEASON: Has started both games, recording 10 tackles (six solo), two quarterback hits and a pass defended...**At Philadelphia (Sept. 6):** Started and played 74 of 76 snaps on defense, recording six tackles (three solo) and a QB hit. Also saw action on nine special teams snaps...**vs. Indianapolis (Sept. 15):** Started and played 50 of 56 snaps on defense, recording four tackles (three solo), a QB hit and a pass defended. Broke up a pass intended for RB Jonathan Taylor on third down on the Colts' first drive of the game, forcing Indianapolis to punt. Hit QB Anthony Richardson, forcing an incomplection to WR Michael Pittman Jr. on the Colts' first drive of the second half.

REGULAR-SEASON COMPARISON: DEFENSIVE - TENNESSEE TITANS

DATE	OPP	TACKLES										MISC					
		W/L	GP/GS	TOT	SOLO	ASST	SACK	YDS.	INT	TFL	PD	QBH	TD	FF	FR		
11/17/22	GB vs. TEN	L	P	1	1	0	0.0	0.0	0	0	0	0	0	0	0	0	0
TOTALS		0/1	1/0	1	1	0	0.0	0.0	0	0	0	0	0	0	0	0	0

ISAIAH MCDUFFIE'S NFL REGULAR-SEASON DEFENSIVE STATISTICS

YEAR	TEAM	GP	GS	TACKLES										INTERCEPTIONS							ST				MISC							
				TK	S	A	TFL	YDS	SK	YDS	QBH	NO	YDS	LG	TD	PD	FF	FR	TD	YDS	TK	S	A	FF	FR	S	A					
2021	Packers	13	0	0	0	0	0	0	0.0	0.0	0	0	0	0	0	0	0	0	0	0	0	0	0	0	2	0	2	0	0	0	0	0
2022	Packers	17	1	30	19	11	0	0	0.0	0.0	0	0	0	0	0	0	0	0	0	0	0	0	0	0	13	8	5	0	1	0	0	0
2023	Packers	16	8	82	52	30	5	8	0.5	5.0	3	0	0	0	0	1	0	0	0	0	0	0	0	0	4	4	0	0	0	0	0	0
2024	Packers	2	2	10	6	4	0	0	0.0	0.0	2	0	0	0	0	1	0	0	0	0	0	0	0	0	0	0	0	0	0	0	0	0
NFL TOTALS		48	11	122	77	45	5	8	0.5	5.0	5	0	0	0	0	2	0	0	0	0	0	0	0	0	19	12	7	0	1	0	0	0

ISAIAH MCDUFFIE'S NFL POSTSEASON DEFENSIVE STATISTICS

YEAR	TEAM	GP	GS	TACKLES										INTERCEPTIONS							ST				MISC								
				TK	S	A	TFL	YDS	SK	YDS	QBH	NO	YDS	LG	TD	PD	FF	FR	TD	YDS	TK	S	A	FF	FR	S	A						
2021	Packers	1	0	0	0	0	0	0	0.0	0.0	0	0	0	0	0	0	0	0	0	0	0	0	0	0	0	1	1	0	0	0	0	0	0
2023	Packers	2	1	4	3	1	0	0	0.0	0.0	0	0	0	0	0	0	0	0	0	0	0	0	0	0	0	2	2	0	0	0	0	0	0
NFL TOTALS		3	1	4	3	1	0	0	0.0	0.0	0	0	0	0	0	0	0	0	0	0	0	0	0	0	0	3	3	0	0	0	0	0	0

SINGLE-GAME HIGHS: DEFENSIVE

Total Tackles 12 vs. Dallas Cowboys, Nov 13, 2022
11 at Detroit Lions, Nov 23, 2023

Solo Tackles 7 at Pittsburgh Steelers, Nov 12, 2023
7 at Denver Broncos, Oct 22, 2023
...1 more at 7.

Sacks 0.5 at Minnesota Vikings, Dec 31, 2023

Passes Defended 1 at Minnesota Vikings, Dec 31, 2023
2 vs. Los Angeles Rams, Nov 05, 2023

Tackles For Loss 1 at Carolina Panthers, Dec 24, 2023
...2 more at 1.

Special Teams Tackles 2 vs. Detroit Lions, Sep 28, 2023
2 vs. Detroit Lions, Jan 08, 2023
...1 more at 2.

2024 GXG REGULAR SEASON (PACKERS)

DATE	OPPONENT	P/S	TK	S	A	SK	YDS	INT	PD	FF	FR
09/06	at Eagles	S	6	3	3	0	0	0	0	0	0
09/15	Colts	S	4	3	1	0	0	0	0	1	0
2024 TOTALS		2-2	10	6	4	0	0	0	0	1	0

2024 GXG REGULAR SEASON (PACKERS)

DATE OPPONENT	P/S	TK	S	A	SK	YDS	INT	PD	FF	FR
09/06 at Eagles	S	4	3	1	0.0	0.0	1	1	0	0
09/15 Colts	S	4	3	1	0.0	0.0	1	1	0	0
2024 TOTALS	2-2	8	6	2	0.0	0.0	2	2	0	0

BO MELTON

80

WIDE RECEIVER
RUTGERS

First NFL Season | First Packers Season



Ht: 5-11 | Wt: 189 | Born: May 18, 1999 | NFL Games Played/Started: 7/1 | Acquired: FA-22 (PS-Sea.)

AT A GLANCE

- » Appeared in five games with one start for the Packers last season, posting 16 receptions for 218 yards (13.6 avg.) and a TD along with three carries for 21 yards (7.0 avg.).
- » Made his first NFL start at Minnesota in Week 17 and posted a career-high six catches for a career-best 105 yards (17.5 avg.) and a TD, becoming the first Packer to post 100-plus receiving yards and a receiving TD in his first NFL start since WR Jarrett Boykin in 2013.
- » Was signed to Green Bay's active roster from Seattle's practice squad on Dec. 27, 2022.
- » Was selected by the Seahawks in the seventh round (No. 229 overall) of the 2022 NFL Draft, the first WR from Rutgers to be drafted since Leonte Carroo (third round) by the Miami Dolphins in 2016.
- » Appeared in 56 games with 42 starts in five seasons at Rutgers (2017-21), finishing his career ranked No. 3 in school history in games played, No. 6 in receptions (164), tied for No. 8 in 100-yard receiving games (five) and No. 10 in receiving yards (2,011).

2024 SEASON: Has appeared in both games, seeing time on offense and special teams...**At Philadelphia (Sept. 6):** Appeared on eight plays on offense and nine on special teams...**Vs. Indianapolis (Sept. 15):** Played 16 snaps on offense and seven on special teams.

BO MELTON'S NFL REGULAR-SEASON RECEIVING STATISTICS

DATE	TEAM	GP	GS	RECEIVING				
				NO.	YDS.	AVG.	LG	TD
2023	Packers	5	1	16	218	13.6	37	1
2024	Packers	2	0	0	0	0.0	0	0
NFL TOTALS		7	1	16	218	13.6	37	1

BO MELTON'S NFL POSTSEASON RECEIVING STATISTICS

DATE	TEAM	GP	GS	RECEIVING				
				NO.	YDS.	AVG.	LG	TD
2023	Packers	2	0	2	26	13.0	19t	1
NFL TOTALS		2	0	2	26	13.0	19t	1

SINGLE-GAME HIGHS: RUSHING/RECEIVING

Rush Attempts	2 vs. Indianapolis Colts, Sep 15, 2024 2 vs. Chicago Bears, Jan 07, 2024
Rushing Yards	14 vs. Chicago Bears, Jan 07, 2024 8 vs. Indianapolis Colts, Sep 15, 2024
Longest Runs	16 vs. Indianapolis Colts, Sep 15, 2024 12 vs. Chicago Bears, Jan 07, 2024
Receptions	6 at Minnesota Vikings, Dec 31, 2023 5 vs. Chicago Bears, Jan 07, 2024
Receiving Yards	105 at Minnesota Vikings, Dec 31, 2023 62 vs. Chicago Bears, Jan 07, 2024
Receiving Average	17.5 at Minnesota Vikings, Dec 31, 2023 12.4 vs. Chicago Bears, Jan 07, 2024

Longest Receptions	37 at Minnesota Vikings, Dec 31, 2023 28 at Minnesota Vikings, Dec 31, 2023
Receiving TDs	1 at Minnesota Vikings, Dec 31, 2023
Special Teams Tackles	1 at Minnesota Vikings, Dec 31, 2023
Most TDs	1 at Minnesota Vikings, Dec 31, 2023
Scrimmage Yards	105 at Minnesota Vikings, Dec 31, 2023 76 vs. Chicago Bears, Jan 07, 2024

2024 GXG REGULAR SEASON (PACKERS)

DATE	OPPONENT	P/S	RECEIVING						RUSHING			
			NO.	YDS.	AVG.	LG	TD	NO.	YDS.	AVG.	LG	TD
09/06	at Eagles	P	0	0	0.0	0	0	0	0	0.0	0	0
09/15	Colts	P	0	0	0.0	0	0	2	8	4.0	16	0
2024 TOTALS		2-0	0	0	0.0	0	0	2	8	4.0	16	0

JACOB MONK 62

CENTER/GUARD
DUKE

Rookie



Ht: 6-3 | Wt: 308 | Born: June 4, 2001 | NFL Games Played/Started: 2/0 | Acquired: D5a-24

AT A GLANCE

- » Appeared in 59 games with 58 starts in his five seasons at Duke, opening games at three different spots on the offensive line (34 at right guard, 12 at center, 12 at right tackle).
- » Earned second-team All-Atlantic Coast honors in 2023 and twice earned All-ACC honorable mention (2021-22) while also being a two-time team captain (2022-23).
- » Anchored an offensive line that helped the Blue Devils rank tied for No. 24 in the nation in sacks allowed per game in 2023 (1.31, 17 sacks in 13 games).
- » In 2022, helped clear the way for Duke to register a school-record 31 rushing TDs as the Blue Devils also ranked No. 1 in the ACC in sacks allowed (17).
- » In 2019, became the first true freshman to start a season opener on the offensive line for Duke since Bryan Morgan in 2007.
- » Selected by the Packers with the first of two picks in the fifth round (No. 163 overall) of the 2024 NFL Draft, becoming the first offensive lineman from Duke to be drafted by Green Bay.
- » Was a three-year team captain and a three-time all-conference selection at Corinth Holders High School in Wendell, N.C.

2024 SEASON: Has appeared in both games, seeing time on special teams...**At Philadelphia (Sept. 6):** Appeared on seven plays on special teams in his NFL debut...**Vs. Indianapolis (Sept. 15):** Played five snaps on special teams.

JACOB MONK'S NFL REGULAR-SEASON STATISTICS

DATE	TEAM	GP	GS
2024	Packers	2	0
NFL TOTALS		2	0

JORDAN MORGAN

77

TACKLE/GUARD
ARIZONA

Rookie



Ht: 6-5 | Wt: 311 | Born: August 4, 2001 | NFL Games Played/Started: 2/0 | Acquired: D1-24

AT A GLANCE

- » Appeared in 41 games with 37 starts at left tackle during his five seasons at the University of Arizona, starting all 33 games he played in over his final three seasons.
- » Earned first-team All-Pacific-12 honors from *The Associated Press* and from the coaches in 2023, helping the Wildcats rank No. 20 in the nation in total offense (448.0 ypg), No. 8 in passing offense (308.3 ypg) and No. 18 in scoring offense (34.6 ppg).
- » Allowed only two sacks in 787 snaps of work in 2023 as he led the Arizona offensive line in total blocking grade (84.3), run-blocking grade (77.0) and pass-blocking grade (87.3), per Pro Football Focus.
- » Helped the Wildcats post a 10-3 record in 2023, a nine-win improvement from 2021, the largest win improvement over two years in the history of the program.
- » Started all 10 games he played in at LT during the 2022 season, taking home first-team AP All-Pac-12 recognition after allowing just one sack in 670 snaps of action and helping Arizona rank No. 6 in the nation in passing offense (318.4 ypg).
- » Selected by the Packers in the first round (No. 25 overall) of the 2024 NFL Draft, the first offensive lineman from the University of Arizona to be picked in the first round since John Fina (No. 27 overall) by Buffalo in 1992.
- » Earned all-state honors at Marana High School (Tucson, Ariz.), helping lead the team to three consecutive appearances in the state playoffs (2016-18).

2024 SEASON: Has played in both games, seeing action on offense...**At Philadelphia (Sept. 6):** Rotated with Sean Rhyan at RG, appearing on 28 of 67 snaps as he played one out of every three series...**Vs. Indianapolis (Sept. 15):** Rotated with Rhyan at RG in the first half, playing two series (20 snaps) before sustaining a shoulder injury that sidelined him for the second half.


JORDAN MORGAN'S NFL REGULAR-SEASON STATISTICS

DATE	TEAM	GP	GS
2024	Packers	2	0
NFL TOTALS		2	0

ARRON MOSBY 53

DEFENSIVE LINEMAN
FRESNO STATE

Second NFL Season | First Packers Season



Ht: 6-3 | Wt: 250 | Born: April 13, 1999 | NFL Games Played/Started: 4/0 | Acquired: W-23 (Car.)

AT A GLANCE

- » Second-year player out of Fresno State, originally signed with the Carolina Panthers as an undrafted free agent in 2022.
- » He spent his rookie season on the Panthers' practice squad and active roster, appearing in three games.
- » In college, Mosby played in 58 games over five seasons with the Bulldogs (2017-21). As a senior, he led the team with 15.5 tackles for a loss, tied for the sixth most in a season in program history.

2024 SEASON: Has played in one game, appearing on special teams...Was inactive for the other game...**At Philadelphia (Sept. 6):** Inactive...**Vs. Indianapolis (Sept. 15):** Made his Packers debut, appearing on eight special teams snaps.

ARRON MOSBY'S NFL REGULAR-SEASON DEFENSIVE STATISTICS

YEAR	TEAM	GP	GS	TACKLES					INTERCEPTIONS										ST				MISC					
				TK	S	A	TFL	YDS	SK	YDS	QBH	NO	YDS	LG	TD	PD	FF	FR	TD	YDS	TK	S	A	FF	FR	S	A	
2022	Panthers	3	0	1	1	0	0	0	0.0	0.0	0	0	0	0	0	0	0	0	0	0	0	0	0	0	0	0	0	0
2024	Packers	1	0	0	0	0	0	0	0.0	0.0	0	0	0	0	0	0	0	0	0	0	0	0	0	0	0	0	0	
NFL TOTALS		4	0	1	1	0	0	0	0.0	0.0	0	0	0	0	0	0	0	0	0	0	0	0	0	0	0	0	0	

2024 GXG REGULAR SEASON (PACKERS)

DATE	OPPONENT	P/S	TK	S	A	SK	YDS	INT	PD	FF	FR	
09/06	at Eagles		INACTIVE									
09/15	Colts	P	0	0	0	0.0	0.0	0	0	0	0	
2024 TOTALS		1-0	0	0	0	0.0	0.0	0	0	0	0	

LUKE MUSGRAVE

88

TIGHT END
OREGON STATE



Second NFL Season | Second Packers Season



Ht: 6-6 | Wt: 253 | Born: September 2, 2000 | NFL Games Played/Started: 13/11 | Acquired: D2a-23

AT A GLANCE

- » Tied the franchise rookie record (Bubba Franks, 2000) for the most receptions by a tight end with 34 despite missing six contests due to injury last season.
- » Finished with 352 receiving yards last season, good for No. 3 among rookie TEs in team history behind only Franks (363 in 2000) and Tucker Kraft (355 in 2023).
- » Ranked No. 3 in the NFL among rookie tight ends in receptions and yards per reception (min. 20 rec.) and No. 4 in receiving yards in 2023.
- » Ranked No. 2 among Pacific-12 tight ends and No. 8 among tight ends in the Power Five in yards per reception (14.3) in 2021-22.
- » Set career highs in games played (13), games started (nine), receptions (22) and receiving yards (304) in 2021. Also blocked a punt and returned it 27 yards for a TD.
- » Became the highest-drafted tight end out of Oregon State in school history and was the highest-drafted TE by Green Bay since Franks (first round, No. 14 overall) in 2000.

2024 SEASON: Has started both games...**At Philadelphia (Sept. 6):** Appeared on 17 plays on offense...**Vs. Indianapolis (Sept. 15):** Started and played 31 of 70 snaps, helping to block for the Packers' 261 rushing yards on 53 carries (4.9 avg.), the highest rushing-yardage total in a game by Green Bay since Sept. 28, 2003, vs. Denver (262 yards).

LUKE MUSGRAVE'S NFL REGULAR-SEASON RECEIVING STATISTICS

DATE	TEAM	GP	GS	RECEIVING				
				NO.	YDS.	AVG.	LG	TD
2023	Packers	11	9	34	352	10.4	37	1
2024	Packers	2	2	1	6	6.0	6	0
NFL TOTALS		13	11	35	358	10.2	37	1

LUKE MUSGRAVE'S NFL POSTSEASON RECEIVING STATISTICS

DATE	TEAM	GP	GS	RECEIVING				
				NO.	YDS.	AVG.	LG	TD
2023	Packers	2	1	6	66	11.0	38t	1
NFL TOTALS		2	1	6	66	11.0	38t	1

SINGLE-GAME HIGHS: RECEIVING

Receptions	6 at Las Vegas Raiders, Oct 09, 2023	Receiving TDs	1 vs. Los Angeles Rams, Nov 05, 2023
	6 vs. New Orleans Saints, Sep 24, 2023	Most TDs	1 vs. Los Angeles Rams, Nov 05, 2023
Receiving Yards	64 at Pittsburgh Steelers, Nov 12, 2023	Scrimmage Yards	64 at Pittsburgh Steelers, Nov 12, 2023
	51 vs. Los Angeles Rams, Nov 05, 2023		51 vs. Los Angeles Rams, Nov 05, 2023
Receiving Average	17.0 vs. Los Angeles Rams, Nov 05, 2023		
	16.7 at Chicago Bears, Sep 10, 2023		
Longest Receptions	37 at Chicago Bears, Sep 10, 2023		
	36 at Pittsburgh Steelers, Nov 12, 2023		

2024 GXG REGULAR SEASON (PACKERS)

DATE	OPPONENT	P/S	RECEIVING						RUSHING					
			NO.	YDS.	AVG.	LG	TD	NO.	YDS.	AVG.	LG	TD		
09/06	at Eagles	S	0	0	0.0	0	0	0	0	0.0	0	0	0	
09/15	Colts	S	1	6	6.0	6	0	0	0	0.0	0	0	0	
2024 TOTALS		2-2	1	6	6.0	6	0	0	0	0.0	0	0	0	

JOSH MYERS

71

CENTER/GUARD
OHIO STATE

Fourth NFL Season | Fourth Packers Season



Ht: 6-5 | Wt: 310 | Born: July 16, 1998 | NFL Games Played/Started: 42/42 | Acquired: D2-21

AT A GLANCE

- » Started all 34 games at center in 2022-23, one of only two offensive linemen on the Packers (G Jon Runyan) to open every game over that span.
- » Was one of only six centers in the NFL (Jake Brendel, Mason Cole, Jason Kelce, Robert Hainsey, Luke Fortner) to start all 34 regular-season games over the past two seasons.
- » Part of a line that allowed just 62 sacks in 2022-23, tied for No. 4 in the NFL over that span.
- » Started all 17 games at center in 2022 and appeared on a team-high 1,047 offensive snaps.
- » In 2021, joined Corey Linsley (2014) as the only rookies to start at center for the Packers in the season opener since the 1970 AFL-NFL merger.
- » Played in 31 games in three years (2018-20) at Ohio State and started his final 21 contests at center for the Buckeyes. Was a part of teams that only lost one game each season he played, won three Big Ten titles and appeared in back-to-back College Football Playoffs (2019-20).
- » In 2020, earned second-team All-America honors from Sporting News and first-team All-Big Ten recognition from the coaches.

2024 SEASON: Has started both games at C and has helped the offense rank No. 1 in the NFL in rushing (212.0 ypg), tied for No. 1 in sacks allowed (two) and No. 2 in yards per carry (5.73)... **At Philadelphia (Sept. 6):** Started at C and played 65 of 67 snaps, missing the final two plays due to injury. Helped protect QB Jordan Love as he was sacked just once on the evening and cleared holes for Green Bay to register 163 rushing yards on just 21 carries (7.8 avg.)... **vs. Indianapolis (Sept. 15):** Started at C and played all 70 snaps. Was part of a line that did not allow a sack of QB Malik Willis and cleared the way for the Packers' 261 rushing yards on 53 carries (4.9 avg.), the highest rushing-yardage total in a game by Green Bay since Sept. 28, 2003, vs. Denver (262 yards).

JOSH MYERS' NFL REGULAR-SEASON STATISTICS

DATE	TEAM	GP	GS
2021	Packers	6	6
2022	Packers	17	17
2023	Packers	17	17
2024	Packers	2	2
NFL TOTALS		42	42

JOSH MYERS' NFL POSTSEASON STATISTICS

DATE	TEAM	GP	GS
2021	Packers	1	1
2023	Packers	2	2
NFL TOTALS		3	3

BRAYDEN NARVESON

44

KICKER
NORTH CAROLINA STATE

Rookie



Ht: 5-11 | Wt: 209 | Born: September 28, 1999 | NFL Games Played/Started: 2/0 | Acquired: W-24 (Ten.)

AT A GLANCE

- » Originally signed by the Titans as an undrafted free agent on May 10, 2024, but was released following training camp. In the preseason, he connected on 6 of 7 field goals and made both extra point attempts for Tennessee.
- » Appeared in 57 games during his collegiate career, playing his final season at N.C. State (2023) after three seasons (2020-22) at Western Kentucky and two seasons at Iowa State (2018-19).
- » Scored 409 points overall, converting 71 of 91 field goal attempts and all 196 extra point attempts in his college career.
- » Named a first team all-district, all-region and all-state honoree as a senior at Desert Mountain (Scottsdale, Ariz.) High School.

2024 SEASON: Has played in both games, connecting on 6 of 8 field-goal attempts (75.0 pct.) and making all three extra points...Of his 12 kickoffs, 10 have resulted in a touchback (83.3 pct.)...**At Philadelphia (Sept. 6):** Made three field goals (31, 23, 26) and both his extra points in his NFL debut. Connected on 31- and 23-yard FGs in the first quarter and added a 26-yard FG in the fourth quarter. Posted five touchbacks on seven kickoffs...**vs. Indianapolis (Sept. 15):** Connected on 3 of 4 FGs and his lone extra point, recording a career-long 46-yard FG in the first quarter. Posted a touchback on each of his five kickoffs.

BRAYDEN NARVESON'S NFL REGULAR-SEASON KICKING STATISTICS

DATE	TEAM	GP	FGM	FGA	PCT.	LG	XP	XPA	PCT.	BLK	PTS
2024	Packers	2	6	8	75.0	46	3	3	100.0	0	21
NFL TOTALS		2	6	8	75.0	46	3	3	100.0	0	21

BRAYDEN NARVESON'S NFL REGULAR-SEASON FIELD-GOAL ACCURACY STATISTICS

DATE	TEAM	1-19	PCT.	20-29	PCT.	30-39	PCT.	40-49	PCT.	50+	PCT.
2024	Packers	0-0	0.0	2-2	100.0	2-2	100.0	2-4	50.0	0-0	0.0
NFL TOTALS		0-0	0.0	2-2	100.0	2-2	100.0	2-4	50.0	0-0	0.0

SINGLE-GAME HIGHS: KICKER

Field Goals Made	3 vs. Indianapolis Colts, Sep 15, 2024	Kickoff Average	65.3 at Philadelphia Eagles, Sep 06, 2024
	3 at Philadelphia Eagles, Sep 06, 2024		65.0 vs. Indianapolis Colts, Sep 15, 2024
Field Goal Attempts	4 vs. Indianapolis Colts, Sep 15, 2024	Field Goal Percentage	75.0 vs. Indianapolis Colts, Sep 15, 2024
	4 at Philadelphia Eagles, Sep 06, 2024		75.0 at Philadelphia Eagles, Sep 06, 2024
Longest Field Goal Attempts	46 vs. Indianapolis Colts, Sep 15, 2024	Touchbacks	5 vs. Indianapolis Colts, Sep 15, 2024
	45 vs. Indianapolis Colts, Sep 15, 2024		5 at Philadelphia Eagles, Sep 06, 2024
Points	11 at Philadelphia Eagles, Sep 06, 2024		
	10 vs. Indianapolis Colts, Sep 15, 2024		

2024 GXG REGULAR SEASON (PACKERS)

DATE	OPPONENT		FIELD GOALS				EXTRA POINTS				
			FGM	FGA	PCT	LG	XP	XPA	PCT	BLK	PTS
09/06	at Eagles	P	3	4	75.0	31	2	2	100.0	0	11
09/15	Colts	P	3	4	75.0	46	1	1	100.0	0	10
2024 TOTALS		2	6	8	75.0	46	3	3	100.0	0	21

KEISEAN NIXON

25

CORNERBACK
SOUTH CAROLINA

Sixth NFL Season | Third Packers Season



Ht: 5-10 | Wt: 200 | Born: June 22, 1997 | NFL Games Played/Started: 76/20 | Acquired: FA-22

AT A GLANCE

- » First name is pronounced KEY-shawn.
- » Became the fourth kick returner to be named first-team All-Pro by *The Associated Press* in back-to-back years (2022-23), joining Cordarrelle Patterson (2019-20), Devin Hester (2006-07) and Mel Gray (1990-91). Was the first Packer to earn a spot on the AP All-Pro team at KR since the position was added in 1976.
- » Was also named to the All-NFL and All-NFC teams as a kick returner by the Pro Football Writers of America in both 2022 and 2023, and in 2023 he was selected to the NFLPA Players' All-Pro team as a kick returner. Became just the second kick returner in franchise history to be selected to the All-NFL team by the PFWA (KR Roell Preston in 1998).
- » In 2022-23, joined Al Carmichael (1956-57) as the only players in team history to lead the NFL in kickoff return yards in back-to-back seasons (min. 20 att.).
- » Ranked No. 2 in the NFL with an average of 28.83 yards per kickoff return in 2022, the best single-season mark in franchise history among players with 30-plus kickoff returns.
- » Spent the first three years of his career (2019-21) with the Raiders, appearing in 40 games with two starts.
- » Played two years at the University of South Carolina after transferring from Arizona Western College (Yuma, Ariz.), where he earned second-team All-America honors.

2024 SEASON: Has played in both games with one start, recording 10 tackles (nine solo), two tackles for a loss, a sack and a pass defended...Has returned one kickoff for 24 yards (24.0 avg.)...**At Philadelphia (Sept. 6):** Saw action on 52 defensive snaps, recording six tackles (one solo), his first career full sack, two tackles for a loss, two quarterback hits and a pass defended. Brought down QB Jalen Hurts for a loss of 6 yards on first down near the end of the first half to help hold the Eagles to a field goal. Broke up a pass intended for WR Jahan Dotson early in the fourth quarter. Also appeared on 12 special teams snaps, returning one kickoff for 24 yards (24.0 avg.) in the fourth quarter...**vs. Indianapolis (Sept. 15):** Started and played 47 snaps on defense, recording three tackles (all solo). Also appeared on seven special teams plays.

REGULAR-SEASON COMPARISON: DEFENSIVE - TENNESSEE TITANS

DATE	OPP	W/L	GP/GS	TACKLES							INT	TFL	PD	QBH	TD	MISC		
				TOT	SOLO	ASST	SACK	YDS.	YDS.	FF						FR		
12/8/19	OAK vs. TEN	L	P	0	0	0	0	0.0	0.0	0	0	0	0	0	0	0	0	0
11/17/22	GB vs. TEN	L	P	1	1	0	0	0.0	0.0	0	0	0	0	0	0	0	0	0
TOTALS		0/2	2/0	1	1	0	0	0.0	0.0	0	0	0	0	0	0	0	0	0

REGULAR-SEASON COMPARISON: KICK RETURNS - TENNESSEE TITANS

DATE	OPP	W/L	GP/GS	NO.	YDS.	AVG.	LG	TD
12/8/19	OAK vs. TEN	L	P	0	0	0	0	0
11/17/22	GB vs. TEN	L	P	5	108	21.6	32	0
TOTALS		0/2	2/0	5	108	21.6	32	0

REGULAR-SEASON COMPARISON: PUNT RETURNS - TENNESSEE TITANS

DATE	OPP	W/L	GP/GS	NO.	YDS.	AVG.	LG	TD
12/8/19	OAK vs. TEN	L	P	0	0	0	0	0
11/17/22	GB vs. TEN	L	P	2	37	18.5	24	0
TOTALS		0/2	2/0	2	37	18.5	24	0

KEISEAN NIXON'S NFL REGULAR-SEASON DEFENSIVE STATISTICS

YEAR	TEAM	GP	GS	TK	S	TACKLES					INTERCEPTIONS							ST				MISC																
						TFL	YDS	SK	YDS	QBH	NO	YDS	LG	TD	PD	FF	FR	TD	YDS	TK	S	A	FF	FR	S	A												
2019	Raiders	14	0	3	3	0	0	0.0	0.0	0	0	0	0	0	0	0	0	0	9	9	0	0	0	0	0	0	0	0	0	0	0	0	0	0	0			
2020	Raiders	15	1	9	6	3	0	0.0	0.0	1	0	0	0	0	0	0	0	0	5	3	2	0	0	0	0	0	0	0	0	0	0	0	0	0	0			
2021	Raiders	11	1	8	6	2	0	0.0	0.0	1	0	0	0	0	0	0	0	0	4	1	3	0	0	0	0	0	0	0	0	0	0	0	0	0	0	0		
2022	Packers	17	4	17	14	3	1	2.0	0.0	0	1	1	1	0	2	1	0	0	6	4	2	0	0	0	0	0	0	0	0	0	0	0	0	0	0	0		
2023	Packers	17	13	79	58	21	3	8.0	5.4	4.0	1	1	2	2	0	6	0	0	0	1	1	0	0	0	0	1	1	0	0	2	0	0	0	0	0	0		
2024	Packers	2	1	10	9	1	2	9.0	1.0	6.0	2	0	0	0	1	0	0	0	0	0	0	0	0	0	0	0	0	0	0	0	0	0	0	0	0	0	0	
NFL TOTALS		76	20	126	96	30	6	19.1	15.0	10.0	5	2	3	2	0	10	1	0	0	25	18	7	0	2	0	0	2	0	0	0	0	0	0	0	0	0	0	0

KEISEAN NIXON'S NFL POSTSEASON DEFENSIVE STATISTICS

YEAR	TEAM	GP	GS	TK	S	TACKLES					INTERCEPTIONS							ST				MISC																		
						TFL	YDS	SK	YDS	QBH	NO	YDS	LG	TD	PD	FF	FR	TD	YDS	TK	S	A	FF	FR	S	A														
2021	Raiders	1	0	0	0	0	0	0.0	0.0	0	0	0	0	0	0	0	0	0	0	2	0	2	0	0	0	0	0	0	0	0	0	0	0	0	0	0	0	0		
2023	Packers	2	1	16	10	6	1	6.0	1.0	6.0	1	0	0	0	2	0	0	0	0	0	0	0	0	0	0	0	0	0	0	0	0	0	0	0	0	0	0	0	0	
NFL TOTALS		3	1	16	10	6	1	6.0	1.0	6.0	1	0	0	0	2	0	0	0	0	2	0	2	0	0	0	0	0	0	0	0	0	0	0	0	0	0	0	0	0	0

KEISEAN NIXON'S NFL REGULAR-SEASON RETURN STATISTICS

DATE	TEAM	KICKOFF RETURNS					PUNT RETURNS					
		RET.	YDS.	AVG.	LG	TD	NO.	FC	YDS.	AVG.	LG	TD
2019	Raiders	3	63	21.0	26	0	0	0	0	0.0	0	0
2020	Raiders	3	21	7.0	18	0	0	0	0	0.0	0	0
2021	Raiders	0	0	0.0	0	0	0	0	0	0.0	0	0
2022	Packers	35	1,009	28.8	105t	1	11	0	140	12.7	24	0
2023	Packers	30	782	26.1	51	0	14	1	95	6.8	34	0
2024	Packers	1	24	24.0	24	0	0	0	0	0.0	0	0
NFL TOTALS		72	1,899	26.4	105t	1	25	1	235	9.4	34	0

KEISEAN NIXON'S NFL POSTSEASON RETURN STATISTICS

DATE	TEAM	KICKOFF RETURNS					PUNT RETURNS					
		RET.	YDS.	AVG.	LG	TD	NO.	FC	YDS.	AVG.	LG	TD
2021	Raiders	0	0	0.0	0	0	0	0	0	0.0	0	0
2023	Packers	2	97	48.5	73	0	0	0	0	0.0	0	0
NFL TOTALS		2	97	48.5	73	0	0	0	0	0.0	0	0

SINGLE-GAME HIGHS: DEFENSIVE

Total Tackles	11 at Minnesota Vikings, Dec 31, 2023 7 at Philadelphia Eagles, Sep 06, 2024 ...3 more at 7.
Solo Tackles	7 at Minnesota Vikings, Dec 31, 2023 6 at Philadelphia Eagles, Sep 06, 2024 ...3 more at 6.
Sacks	1.0 at Philadelphia Eagles, Sep 06, 2024 0.5 at Minnesota Vikings, Dec 31, 2023
Passes Defensed	2 vs. Minnesota Vikings, Oct 29, 2023 1 at Philadelphia Eagles, Sep 06, 2024 ...7 more at 1.

Forced Fumbles	1 at Tampa Bay Buccaneers, Sep 25, 2022
Tackles For Loss	2 at Philadelphia Eagles, Sep 06, 2024 1 at Minnesota Vikings, Dec 31, 2023 ...3 more at 1.
Interceptions	1 vs. Kansas City Chiefs, Dec 03, 2023 1 at Chicago Bears, Dec 04, 2022
Special Teams Fumble Recoveries	1 at New York Giants, Dec 11, 2023 1 vs. Los Angeles Chargers, Nov 19, 2023

SINGLE-GAME HIGHS: SPECIAL TEAMS

Kickoff Returns	5 at Pittsburgh Steelers, Nov 12, 2023 5 vs. Detroit Lions, Sep 28, 2023 ...3 more at 5.
Kickoff Return Yards	172 at Philadelphia Eagles, Nov 27, 2022 139 at Pittsburgh Steelers, Nov 12, 2023
Longest Kickoff Return	105t vs. Minnesota Vikings, Jan 01, 2023
Punt Return Yards	93 at Miami Dolphins, Dec 25, 2022 38 vs. Detroit Lions, Jan 08, 2023 37 vs. Tennessee Titans, Nov 17, 2022
Longest Punt Return	34 vs. Detroit Lions, Sep 28, 2023 24 vs. Tennessee Titans, Nov 17, 2022

Punt Returns	4 vs. Detroit Lions, Jan 08, 2023 2 at Carolina Panthers, Dec 24, 2023 ...5 more at 2.
Punt Return Average	9.5 vs. Detroit Lions, Jan 08, 2023
Kickoff Return Average	34.4 at Philadelphia Eagles, Nov 27, 2022 27.8 at Pittsburgh Steelers, Nov 12, 2023
Special Teams Tackles	3 at Los Angeles Chargers, Dec 22, 2019 2 at Washington Commanders, Oct 23, 2022 ...3 more at 2.

2024 GXG REGULAR SEASON (PACKERS)

DATE	OPPONENT	P/S	TK	S	A	SK	YDS	INT	PD	FF	FR
09/06	at Eagles	P	7	6	1	1.0	6.0	0	1	0	0
09/15	Colts	S	3	3	0	0.0	0.0	0	0	0	0
2024 TOTALS		2-1	10	9	1	1.0	6.0	0	1	0	0

2024 GXG REGULAR SEASON (PACKERS)

DATE	OPPONENT	P/S	RUSHING					RECEIVING					
			NO.	YDS.	AVG.	LG	TD	NO.	YDS.	AVG.	LG	TD	
09/06	at Eagles	P	0	0	0.0	0	0	0	0	0	0.0	0	0
09/15	Colts	S	0	0	0.0	0	0	0	0	0	0.0	0	0
2024 TOTALS		2-1	0	0	0.0	0	0	0	0	0	0.0	0	0

KITAN OLADAPO

27

SAFETY
OREGON STATE

Rookie



Ht: 6-2 | Wt: 216 | Born: October 10, 2000 | NFL Games Played/Started: 1/0 | Acquired: D5b-24

AT A GLANCE

- » Name is pronounced kuh-TAWN oh-luh-DAPP-oh.
- » Played in 46 games with 38 starts in five seasons (2019-23) at Oregon State, recording 248 tackles (145 solo), 15½ tackles for a loss, 6½ sacks, five QB hurries, three INTs, 27 passes defended, two forced fumbles and a fumble recovery.
- » Earned first-team All-America honors from Pro Football Focus and first-team All-Pacific-12 recognition from *The Associated Press* in 2023.
- » Started all 26 games over his final two seasons and finished No. 2 on the team in tackles in both of those seasons, including a career-best 80 tackles in 2022 on his way to earning first-team AP All-Pac-12 recognition.
- » Selected by the Packers with the second of two picks in the fifth round (No. 169 overall) of the 2024 NFL Draft, becoming just the second Oregon State defensive back to be drafted by the Packers (DB Tim Smith, eighth round in 1980).
- » Earned first-team all-state honors at Central Catholic High School (Portland Ore.), helping the Rams win a state title in 2017.

2024 SEASON: Has played in one game, seeing time on special teams...Was inactive (healthy scratch) for the other game...**At Philadelphia (Sept. 6):** Made his NFL debut, appearing on six special teams snaps...**Vs. Indianapolis (Sept. 15):** Inactive (healthy scratch).

KITAN OLADAPO'S NFL REGULAR-SEASON DEFENSIVE STATISTICS

YEAR	TEAM	GP	GS	TACKLES						INTERCEPTIONS							ST				MISC						
				TK	S	A	TFL	YDS	SK	YDS	QBH	NO	YDS	LG	TD	PD	FF	FR	TD	YDS	TK	S	A	FF	FR	S	A
2024	Packers	1	0	0	0	0	0	0	0	0.0	0.0	0	0	0	0	0	0	0	0	0	0	0	0	0	0	0	0
NFL TOTALS		1	0	0	0	0	0	0	0	0.0	0.0	0	0	0	0	0	0	0	0	0	0	0	0	0	0	0	0

2024 GXG REGULAR SEASON (PACKERS)

DATE	OPPONENT	P/S	TK	S	A	SK	YDS	INT	PD	FF	FR	
09/06	at Eagles	P	0	0	0	0.0	0.0	0	0	0	0	
09/15	Colts		INACTIVE									
2024 TOTALS		1-0	0	0	0	0.0	0.0	0	0	0	0	

MATT ORZECH

42

LONG SNAPPER
AZUSA PACIFIC

Fifth NFL Season | Second Packers Season



Ht: 6-3 | Wt: 245 | Born: April 12, 1995 | NFL Games Played/Started: 69/0 | Acquired: UFA (LAR)-23

AT A GLANCE

- » Last name is pronounced OR-zick.
- » Appeared in 67 regular-season games during his first four seasons in the league, handling snapping duties for all 17 contests for the Packers last season, for all 34 games for the Los Angeles Rams in 2021-22 and all 16 games for the Jacksonville Jaguars in 2019.
- » Helped Rams K Matt Gay connect on 60 of 64 field goals in 2021-22, a 93.8 percentage that ranked No. 2 in the NFL over that span.
- » Handled snapping duties for the Packers during both 2023 playoff contests and for the Rams for all four of their postseason games in 2021 as the team captured a world title with a win over the Cincinnati Bengals in Super Bowl LVI.
- » As a rookie with Jacksonville in 2019, helped K Josh Lambo set a single-season team record for field goals made (33) and P Logan Cooke lead the NFL with a franchise-record net punting average of 44.5 yards.
- » Played in 46 games with eight starts during his five seasons at Azusa Pacific (2013-15, 2017-18), seeing time at tight end and long snapper.

2024 SEASON: Has played in both games, handling the snapping duties for all punts and placements...**At Philadelphia (Sept. 6):** Played 10 special teams snaps, handling the snapping duties for all punts and placements. Helped rookie K Brayden Narveson connect on three field goals (31, 23, 26) and two extra points in his NFL debut...**Vs. Indianapolis (Sept. 15):** Appeared on eight special teams snaps, handling the snapping duties for all punts and placements. Helped Narveson make three FGs (46, 42, 34) and his lone extra point. Also snapped for P Daniel Whelan, who placed a season-high three punts inside the 20.

MATT ORZECH'S NFL REGULAR-SEASON STATISTICS

DATE	TEAM	GP
2019	Jaguars	16
2021	Rams	17
2022	Rams	17
2023	Packers	17
2024	Packers	2
NFL TOTALS		69

MATT ORZECH'S NFL POSTSEASON STATISTICS

DATE	TEAM	GP
2021	Rams	4
2023	Packers	2
NFL TOTALS		6

2024 GXG REGULAR SEASON (PACKERS)

DATE	OPPONENT	P/S	RECEIVING					RUSHING				
			NO.	YDS.	AVG.	LG	TD	NO.	YDS.	AVG.	LG	TD
09/06	at Eagles	P	0	0	0.0	0	0	0	0	0.0	0	0
09/15	Colts	P	0	0	0.0	0	0	0	0	0.0	0	0
2024 TOTALS			2-0	0	0	0.0	0	0	0	0.0	0	0

JAYDEN REED

11

WIDE RECEIVER
MICHIGAN STATE

Second NFL Season | Second Packers Season



Ht: 5-11 | Wt: 187 | Born: April 28, 2000 | NFL Games Played/Started: 18/13 | Acquired: D2b-23

AT A GLANCE

- » Set a franchise rookie record with 64 receptions in 2023, eclipsing WR Sterling Sharpe's mark of 55 catches in 1988.
- » Tied for the team lead with eight receiving TDs last season, the third most by a rookie in team history, and posted a team-best 793 receiving yards as he became the first rookie to lead the Packers in catches and receiving yards since Sharpe in 1988.
- » Became the first rookie in NFL history to post 100-plus rushing yards (119), multiple rushing TDs (two), 60-plus receptions, 750-plus receiving yards and eight-plus receiving TDs.
- » Was one of only three players in the NFL last season (Cowboys WR CeeDee Lamb, Raiders WR Jakobi Meyers) to post eight-plus receiving TDs and multiple rushing TDs and was just the third rookie WR in NFL history to hit those marks in a season (Ray Ramsey, 1947; Chase Claypool, 2020).
- » Played three seasons at Michigan State (2020-22), finishing his career ranked No. 6 in school history in receptions (147) and tied for No. 7 in TD catches (18).
- » Earned second-team All-Big Ten honors from the coaches as a receiver and third-team recognition as a kick/punt returner from the media in 2022.
- » Earned first-team All-America honors from the American Football Coaches Association as a junior in 2021 as an all-purpose player after leading the Big Ten in punt return TDs (two) and ranking No. 2 in the conference in all-purpose yards (128.8 ypg).

2024 SEASON: Has played in both games and has posted six receptions for a team-high 147 yards (24.5 avg.) and a TD...Ranks No. 2 in the NFL in yards per catch...Has added 70 rushing yards and a TD on three carries (23.3 avg.) and is one of only two players in the NFL (Dolphins RB De'Von Achane) to register 140-plus receiving yards and 70-plus rushing yards this season...Is only the second Packers WR to hit those marks in the first two games of a season, joining WR James Lofton (1982)...Leads all NFL wide receivers with the 70 rushing yards, with all three of his attempts going for 15-plus yards (33-yard TD, 22- and 15-yard runs)...**At Philadelphia (Sept. 6):** Played 48 snaps and led the team with a career-high 138 yards on four receptions (34.5 avg.), highlighted by a career-long 70-yard TD catch with 5:11 remaining in the third quarter. It marked his second TD of the night as he posted a career-long 33-yard TD run early in the second quarter, becoming the first Packer since the 1970 AFL-NFL merger and just the fifth NFL player since 1970 to register a TD catch of 70-plus yards and a TD run of 30-plus yards in the same game. Became the first NFL player to post a TD catch of 30-plus yards and a TD run of 30-plus yards in a season opener since Browns RB Jim Brown in 1963. Became the first NFL wide receiver to record a TD run of 30-plus yards in back-to-back seasons since Eagles WR DeSean Jackson and Jets WR Brad Smith in 2009-10. Became the first Green Bay WR to register 135-plus receiving yards and 30-plus rushing yards in a game since Max McGee at Philadelphia on Nov. 11, 1962. Became the first NFL wide receiver with 170-plus yards from scrimmage (171), a rushing TD and a receiving TD in the same game since Broncos WR Javon Walker at Pittsburgh on Nov. 5, 2006...**Vs. Indianapolis (Sept. 15):** Appeared on 39 snaps and posted two receptions for 9 yards (4.5 avg.) and 37 rushing yards on two attempts (18.5 avg.), becoming the first Green Bay WR since the 1970 merger to register 30-plus rushing yards in back-to-back games.

JAYDEN REED'S NFL REGULAR-SEASON RUSHING/RECEIVING STATISTICS

DATE	TEAM	GP	GS	RECEIVING					RUSHING				
				NO.	YDS.	AVG.	LG	TD	NO.	YDS.	AVG.	LG	TD
2023	Packers	16	13	64	793	12.4	59	8	11	119	10.8	32t	2
2024	Packers	2	0	6	147	24.5	70t	1	3	70	23.3	33t	1
NFL TOTALS		18	13	70	940	13.4	70t	9	14	189	13.5	33t	3

JAYDEN REED'S NFL POSTSEASON RUSHING/RECEIVING STATISTICS

DATE	TEAM	GP	GS	RECEIVING					RUSHING				
				NO.	YDS.	AVG.	LG	TD	NO.	YDS.	AVG.	LG	TD
2023	Packers	2	1	4	35	8.8	27	0	1	9	9.0	9	0
NFL TOTALS		2	1	4	35	8.8	27	0	1	9	9.0	9	0

JAYDEN REED'S NFL REGULAR-SEASON RETURN STATISTICS

DATE	TEAM	NO.	FC	PUNT RETURNS			
				YDS.	AVG.	LG	TD
2023	Packers	11	14	94	8.5	35	0
2024	Packers	1	3	0	0.0	0	0
NFL TOTALS		12	17	94	7.8	35	0

JAYDEN REED'S NFL POSTSEASON RETURN STATISTICS

DATE	TEAM	NO.	FC	PUNT RETURNS			
				YDS.	AVG.	LG	TD
2023	Packers	2	4	16	8.0	12	0
NFL TOTALS		2	4	16	8.0	12	0

SINGLE-GAME HIGHS: RUSHING/RECEIVING/RETURNS

Rush Attempts	4 at New York Giants, Dec 11, 2023 3 vs. Los Angeles Chargers, Nov 19, 2023	Longest Receptions	70t at Philadelphia Eagles, Sep 06, 2024 59 vs. Chicago Bears, Jan 07, 2024
Rushing Yards	46 vs. Los Angeles Chargers, Nov 19, 2023 38 at New York Giants, Dec 11, 2023	Receiving TDs	2 at Minnesota Vikings, Dec 31, 2023 2 at Atlanta Falcons, Sep 17, 2023
Longest Runs	33t at Philadelphia Eagles, Sep 06, 2024 32t vs. Los Angeles Chargers, Nov 19, 2023	Punt Return Yards	54 at Chicago Bears, Sep 10, 2023 22 vs. Los Angeles Rams, Nov 05, 2023
Rushing TDs	1 at New York Giants, Dec 11, 2023 1 vs. Los Angeles Chargers, Nov 19, 2023	Longest Punt Return	35 at Chicago Bears, Sep 10, 2023 22 vs. Los Angeles Rams, Nov 05, 2023
Receptions	8 at New York Giants, Dec 11, 2023 6 at Minnesota Vikings, Dec 31, 2023 ...1 more at 6.	Punt Returns	3 at Chicago Bears, Sep 10, 2023 2 at New York Giants, Dec 11, 2023 ...1 more at 2.
Receiving Yards	138 at Philadelphia Eagles, Sep 06, 2024 112 vs. Chicago Bears, Jan 07, 2024	Most TDs	2 at Philadelphia Eagles, Sep 06, 2024 2 at Minnesota Vikings, Dec 31, 2023 ...1 more at 2.
Receiving Average	34.5 at Philadelphia Eagles, Sep 06, 2024 28.0 vs. Chicago Bears, Jan 07, 2024	Scrimmage Yards	171 at Philadelphia Eagles, Sep 06, 2024 112 vs. Chicago Bears, Jan 07, 2024

2024 GXG REGULAR SEASON (PACKERS)

DATE	OPPONENT	P/S	RECEIVING					RUSHING				
			NO.	YDS.	AVG.	LG	TD	NO.	YDS.	AVG.	LG	TD
09/06	at Eagles	P	4	138	34.5	70t	1	1	33	33.0	33t	1
09/15	Colts	P	2	9	4.5	9	0	2	37	18.5	22	0
2024 TOTALS		2-0	6	147	24.5	70t	1	3	70	23.3	33t	1

SEAN RHYAN

75

GUARD
UCLA

Third NFL Season | Third Packers Season



Ht: 6-5 | Wt: 321 | Born: September 15, 2000 | NFL Games Played/Started: 15/2 | Acquired: D3-22

AT A GLANCE

- » Played in 12 contests for the Packers in 2023, splitting time at right guard with Jon Runyan for the final four regular-season games and both playoff contests.
- » Part of a line that did not allow a sack in the playoffs, the first time in franchise history that the Packers did not give up a sack in back-to-back games in a single postseason.
- » Selected by the Packers in the third round (No. 92 overall) of the 2022 NFL Draft, becoming the first UCLA offensive lineman to be drafted by Green Bay since C Mike Flanagan (third round) in 1996.
- » Started all 31 games he appeared in at LT during his three years at UCLA, helping the Bruins rank No. 2 in the Pac-12 with an average of 193.5 rushing yards per game from 2019-21.
- » Earned first-team All-Pac-12 honors from the league's coaches and Phil Steele's College Football as a junior in 2021 as UCLA ranked No. 14 in the nation in rushing offense (215.1 ypg).

2024 SEASON: Has started both games at RG and has helped the offense rank No. 1 in the NFL in rushing (212.0 ypg), tied for No. 1 in sacks allowed (two) and No. 2 in yards per carry (5.73)...**At Philadelphia (Sept. 6):** Started at RG and played 42 of 67 snaps, rotating with Jordan Morgan at RG. Moved over to LG for the final two plays of the game after G Elgton Jenkins slid over to center in place of an injured Josh Myers. Helped protect QB Jordan Love as he was sacked just once on the evening and cleared holes for Green Bay to register 163 rushing yards on just 21 carries (7.8 avg.)...**Vs. Indianapolis (Sept. 15):** Started at RG and played 50 of 70 snaps, appearing on offense on eight of 10 drives with Morgan rotating in for two in the first half. Was part of a line that did not allow a sack of QB Malik Willis and cleared the way for the Packers' 261 rushing yards on 53 carries (4.9 avg.), the highest rushing-yardage total in a game by Green Bay since Sept. 28, 2003, vs. Denver (262 yards).

SEAN RHYAN'S NFL REGULAR-SEASON STATISTICS

DATE	TEAM	GP	GS
2022	Packers	1	0
2023	Packers	12	0
2024	Packers	2	2
NFL TOTALS		15	2

SEAN RHYAN'S NFL POSTSEASON STATISTICS

DATE	TEAM	GP	GS
2023	Packers	2	0
NFL TOTALS		2	0

BEN SIMS 89

TIGHT END
BAYLOR

Second NFL Season | Second Packers Season



Ht: 6-5 | Wt: 250 | Born: May 16, 2000 | NFL Games Played/Started: 19/1 | Acquired: W-23 (Min.)

AT A GLANCE

- » Played in all 17 games with one start for Green Bay as a rookie last season, posting four catches for 21 yards (5.3 avg.) and a TD.
- » Registered his first NFL touchdown catch vs. Kansas City in Week 13, capping off Green Bay's opening drive with a 1-yard TD grab from QB Jordan Love.
- » Signed with the Minnesota Vikings as an undrafted free agent in May 2023 and was claimed off waivers by the Packers on Aug. 31, 2023.
- » Among tight ends at Baylor, finished No. 1 in school history in receiving TDs (12), No. 2 in receptions (78) and No. 4 in receiving yards (785).
- » Earned All-Big 12 honorable mention from the conference's coaches in 2022 after catching 31 passes for 255 yards (8.2 avg.) and three TDs.
- » Caught nine TD passes in 2021, the most by a tight end in a season in school history.

2024 SEASON: Has appeared in both games, seeing time on offense and special teams...**At Philadelphia (Sept. 6):** Appeared on one play on offense and eight on special teams...**vs. Indianapolis (Sept. 15):** Played six snaps on offense and two on special teams.

BEN SIMS' NFL REGULAR-SEASON RECEIVING STATISTICS

DATE	TEAM	GP	GS	RECEIVING				
				NO.	YDS.	AVG.	LG	TD
2023	Packers	17	1	4	21	5.3	12	1
2024	Packers	2	0	0	0	0.0	0	0
NFL TOTALS		19	1	4	21	5.3	12	1

BEN SIMS' NFL POSTSEASON RECEIVING STATISTICS

DATE	TEAM	GP	GS	RECEIVING				
				NO.	YDS.	AVG.	LG	TD
2023	Packers	2	0	1	4	4.0	4	0
NFL TOTALS		2	0	1	4	4.0	4	0

SINGLE-GAME HIGHS: RECEIVING

Receptions	1 at Minnesota Vikings, Dec 31, 2023	Receiving TDs	1 vs. Kansas City Chiefs, Dec 03, 2023
	1 vs. Kansas City Chiefs, Dec 03, 2023		All-Purpose Yards
Receiving Yards	12 at Las Vegas Raiders, Oct 09, 2023	Most TDs	6 at Minnesota Vikings, Dec 31, 2023
	6 at Minnesota Vikings, Dec 31, 2023		1 vs. Kansas City Chiefs, Dec 03, 2023
Longest Receptions	12 at Las Vegas Raiders, Oct 09, 2023		
	6 at Minnesota Vikings, Dec 31, 2023		

2024 GXG REGULAR SEASON (PACKERS)

DATE	OPPONENT	P/S	RECEIVING						RUSHING					
			NO.	YDS.	AVG.	LG	TD	NO.	YDS.	AVG.	LG	TD		
09/06	at Eagles	P	0	0	0.0	0	0	0	0	0	0.0	0	0	
09/15	Colts	P	0	0	0.0	0	0	0	0	0	0.0	0	0	
2024 TOTALS		2-0	0	0	0.0	0	0	0	0	0	0.0	0	0	

T.J. SLATON

93

DEFENSIVE LINEMAN
FLORIDA

Fourth NFL Season | Fourth Packers Season



Ht: 6-4 | Wt: 330 | Born: October 3, 1997 | NFL Games Played/Started: 53/21 | Acquired: D5a-21

AT A GLANCE

- » Was the only defensive player to appear in all 54 games for the Packers (including postseason) from 2021-23.
- » In his first three seasons, recorded 103 tackles (51 solo), four tackles for a loss, a sack, four QB hits, four passes defended and a blocked FG.
- » Has appeared in three postseason contests with two starts.
- » Set career highs in 2023 in games started (17), tackles (49) and solo tackles (22) while tying his career-best mark in tackles for a loss (two), QB hits (two) and passes defended (two).
- » Played in 45 games with 14 starts in four seasons at Florida (2017-20), recording 98 tackles (34 solo), 3½ sacks, 10 tackles for a loss, nine QB hurries, a pass defended and a fumble recovery.

2024 SEASON: Has started both games, recording six tackles (one solo)...**At Philadelphia (Sept. 6):** Started and played 40 snaps on defense, leading the defensive line with five tackles (one solo). Also appeared on 12 special teams snaps...**vs. Indianapolis (Sept. 15):** Started and played 19 snaps on defense, recording an assisted tackle when he helped DL Kenny Clark stop RB Jonathan Taylor after a gain of only a yard on a run up the middle. Also appeared on eight special teams snaps.

REGULAR-SEASON COMPARISON: DEFENSIVE - TENNESSEE TITANS

DATE	OPP	W/L	GP/GS	TACKLES										MISC				
				TOT	SOLO	ASST	SACK	YDS	INT	TFL	PD	QBH	TD	FF	FR			
11/17/22	GB vs. TEN	L	P	2	2	0	0.0	0.0	0	0	0	0	0	0	0	0	0	0
TOTALS				0/1	1/0	2	2	0	0.0	0.0	0	0	0	0	0	0	0	0

T.J. SLATON'S NFL REGULAR-SEASON DEFENSIVE STATISTICS

YEAR	TEAM	GP	GS	TACKLES										INTERCEPTIONS					ST			MISC					
				TK	S	A	TFL	YDS	SK	YDS	QBH	NO	YDS	LG	TD	PD	FF	FR	TD	YDS	TK	S	A	FF	FR	S	A
2021	Packers	17	0	23	14	9	0	0	1.0	4.5	2	0	0	0	0	0	0	0	0	0	0	0	0	0	0	0	0
2022	Packers	17	2	31	15	16	2	0	0.0	0.0	0	0	0	0	2	0	0	0	0	0	0	0	0	0	0	0	0
2023	Packers	17	17	49	22	27	2	4	0.0	0.0	2	0	0	0	2	0	0	0	0	0	1	1	0	0	0	0	0
2024	Packers	2	2	6	1	5	0	0	0.0	0.0	0	0	0	0	0	0	0	0	0	0	0	0	0	0	0	0	0
NFL TOTALS		53	21	109	52	57	4	4	1.0	4.5	4	0	0	0	4	0	0	0	0	0	1	1	0	0	0	0	0

T.J. SLATON'S NFL POSTSEASON DEFENSIVE STATISTICS

YEAR	TEAM	GP	GS	TACKLES										INTERCEPTIONS					ST			MISC					
				TK	S	A	TFL	YDS	SK	YDS	QBH	NO	YDS	LG	TD	PD	FF	FR	TD	YDS	TK	S	A	FF	FR	S	A
2021	Packers	1	0	1	1	0	1	2	0.0	0.0	0	0	0	0	0	0	0	0	0	0	0	0	0	0	0	0	0
2023	Packers	2	2	6	4	2	0	0	0.0	0.0	0	0	0	0	0	0	0	0	0	0	0	0	0	0	0	0	0
NFL TOTALS		3	2	7	5	2	1	2	0.0	0.0	0	0	0	0	0	0	0	0	0	0	0	0	0	0	0	0	0

SINGLE-GAME HIGHS: DEFENSIVE

Total Tackles 9 vs. Minnesota Vikings, Oct 29, 2023
8 at Pittsburgh Steelers, Nov 12, 2023

Solo Tackles 4 at Pittsburgh Steelers, Nov 12, 2023
4 vs. Minnesota Vikings, Oct 29, 2023

Sacks 0.5 at Cincinnati Bengals, Oct 10, 2021
0.5 at San Francisco 49ers, Sep 26, 2021

Passes Defended 2 vs. Minnesota Vikings, Jan 01, 2023
1 vs. Kansas City Chiefs, Dec 03, 2023
...1 more at 1.

Tackles For Loss 2 vs. Minnesota Vikings, Oct 29, 2023
1 vs. Minnesota Vikings, Jan 01, 2023
...1 more at 1.

2024 GXG REGULAR SEASON (PACKERS)

DATE	OPPONENT	P/S	TK	S	A	SK	YDS	INT	PD	FF	FR
09/06	at Eagles	S	5	1	4	0.0	0.0	0	0	0	0
09/15	Colts	S	1	0	1	0.0	0.0	0	0	0	0
2024 TOTALS		2-2	6	1	5	0.0	0.0	0	0	0	0

PRESTON SMITH

91

DEFENSIVE LINEMAN
MISSISSIPPI STATE

10th NFL Season | Sixth Packers Season



Ht: 6-5 | Wt: 265 | Born: November 17, 1992 | NFL Games Played/Started: 148/131 | Acquired: UFA (Was.)-19

AT A GLANCE

- » Is tied for No. 1 in the NFL among defensive players in games played (148) since 2015.
- » With 41½ sacks as a Packer, is tied with Ezra Johnson for No. 6 on Green Bay's all-time list. His 41½ sacks since 2019 lead the team and are 10 more than any other Packer over that span.
- » Was one of only two NFL players (T.J. Watt) to register 65-plus sacks (66), five-plus interceptions (five) and five-plus forced fumbles (nine) from 2015-23.
- » Was one of only 11 players in the NFL to post eight-plus sacks each of the last three seasons (2021-23).
- » Is the only active player in the NFL with 30-plus tackles and four-plus sacks in each of the last nine seasons (2015-23).
- » Played in 64 games with 50 starts for the Washington Redskins (2015-18), including starts in all 48 games over his final three seasons with the team.
- » Played collegiately at Mississippi State from 2011-14. As a senior, earned first-team All-SEC honors from the league's coaches and became the first player in conference history to be named SEC Defensive Lineman of the Week for three consecutive weeks.

2024 SEASON: Has started both contests, recording three tackles (two solo) and three NextGenStat QB pressures (TruMedia)...**At Philadelphia (Sept. 6):** Started and played 54 defensive snaps, posting two tackles (one solo) and two NextGenStat QB pressures (TruMedia). Both tackles came on QB Jalen Hurts, stopping him for no gain and teaming with CB Keisean Nixon to bring Hurts down for a loss of 3 yards...**Vs. Indianapolis (Sept. 15):** Started and saw action on 28 defensive snaps, recording a tackle (solo) and a NextGenStat QB pressure.

REGULAR-SEASON COMPARISON: DEFENSIVE - TENNESSEE TITANS

DATE	OPP	W/L	GP/GS	TACKLES							INT	TFL	PD	QBH	TD	MISC		
				TOT	SOLO	ASST	SACK	YDS.	FF	FR								
12/22/18	WAS @ TEN	L	S	4	2	2	0.0	0.0	0	0	0	0	0	0	0	0	0	0
12/27/20	GB vs. TEN	W	S	3	2	1	0.0	0.0	0	0	1	1	0	0	0	0	0	0
11/17/22	GB vs. TEN	L	S	5	2	3	1.5	12.5	0	1	0	2	0	0	0	0	0	0
TOTALS		1/2	3/3	12	6	6	1.5	12.5	0	1	1	3	0	0	0	0	0	0

PRESTON SMITH'S NFL REGULAR-SEASON DEFENSIVE STATISTICS

YEAR	TEAM	GP	GS	TK	S	TACKLES					INTERCEPTIONS							ST			MISC							
						A	TFL	YDS	SK	YDS	QBH	NO	YDS	LG	TD	PD	FF	FR	TD	YDS	TK	S	A	FF	FR	S	A	
2015	Redskins	16	2	30	20	10	6	39	8.0	77.0	10	0	0	0	0	4	2	1	0	0	5	4	1	1	0	0	0	0
2016	Redskins	16	16	38	22	16	8	37	4.5	31.5	12	1	22	22	0	3	0	0	0	0	0	0	0	0	0	0	0	0
2017	Redskins	16	16	42	31	11	10	48	8.0	40.5	21	2	26	18	0	3	1	1	0	0	12	0	0	0	0	0	0	0
2018	Redskins	16	16	53	30	23	5	26	4.0	32.5	16	1	3	3	0	3	0	1	1	1	0	0	0	0	0	0	0	0
2019	Packers	16	16	75	42	33	11	69	12.0	88.0	29	1	5	5	0	3	1	0	0	0	0	0	0	0	0	0	0	0
2020	Packers	16	13	42	29	13	7	25	4.0	24.0	11	0	0	0	0	3	0	1	1	14	0	0	0	0	0	0	0	0
2021	Packers	16	16	38	25	13	9	55	9.0	65.0	17	0	0	0	0	2	2	1	0	6	0	0	0	0	0	0	0	0
2022	Packers	17	17	59	38	21	9	49	8.5	64.0	20	0	0	0	0	1	1	0	0	0	0	0	0	0	0	0	0	0
2023	Packers	17	17	48	28	20	4	30	8.0	44.0	21	0	0	0	0	4	2	0	0	0	0	0	0	0	0	0	0	0
2024	Packers	2	2	3	2	1	0	0	0.0	0.0	0	0	0	0	0	0	0	0	0	0	0	0	0	0	0	0	0	0
NFL TOTALS		148	131	428	267	161	69	378	66.0	466.5	157	5	56	22	0	26	9	5	2	33	5	4	1	1	0	0	0	0

PRESTON SMITH'S NFL POSTSEASON DEFENSIVE STATISTICS

YEAR	TEAM	GP	GS	TK	S	TACKLES					INTERCEPTIONS							ST			MISC								
						A	TFL	YDS	SK	YDS	QBH	NO	YDS	LG	TD	PD	FF	FR	TD	YDS	TK	S	A	FF	FR	S	A		
2015	Redskins	1	0	3	2	1	1	5	1.0	5.0	1	0	0	0	0	0	0	0	0	0	0	0	0	0	0	0	0	0	0
2019	Packers	2	2	7	4	3	1	6	2.0	6.0	3	0	0	0	0	0	0	0	0	0	0	0	0	0	0	0	0	0	0
2020	Packers	2	2	6	4	2	0	0	0.0	0.0	2	0	0	0	0	2	0	0	0	0	0	0	0	0	0	0	0	0	0
2021	Packers	1	1	9	6	3	0	0	0.0	0.0	0	0	0	0	0	0	0	0	0	0	0	0	0	0	0	0	0	0	0
2023	Packers	2	2	3	2	1	1	5	1.5	8.5	3	0	0	0	0	1	0	0	0	0	0	0	0	0	0	0	0	0	0
NFL TOTALS		8	7	28	18	10	3	16	4.5	19.5	9	0	0	0	0	3	0	0	0	0	0	0	0	0	0	0	0	0	0

SINGLE-GAME HIGHS: DEFENSIVE

Total Tackles 9 vs. Carolina Panthers, Nov 10, 2019
 9 at Los Angeles Chargers, Nov 03, 2019
Solo Tackles 7 vs. Carolina Panthers, Nov 10, 2019
 6 at Los Angeles Chargers, Nov 03, 2019
 ...1 more at 6.
Sacks 3.0 vs. Denver Broncos, Sep 22, 2019
 3.0 at Philadelphia Eagles, Dec 26, 2015
Passes Defensed 1 at Detroit Lions, Nov 23, 2023
 1 vs. Los Angeles Rams, Nov 05, 2023
 ...24 more at 1.
Forced Fumbles 1 at Minnesota Vikings, Dec 31, 2023
 1 vs. Minnesota Vikings, Oct 29, 2023
 ...7 more at 1.

Fumble Recoveries 1 vs. Los Angeles Rams, Nov 28, 2021
 1 vs. Chicago Bears, Nov 29, 2020
 ...3 more at 1.
Tackles For Loss 2 vs. Los Angeles Rams, Dec 19, 2022
 2 vs. Chicago Bears, Sep 18, 2022
 ...12 more at 2.
Interceptions 1 vs. Minnesota Vikings, Sep 15, 2019
 1 vs. Houston Texans, Nov 18, 2018
 ...3 more at 1.
Interception Return Yards 22 vs. Minnesota Vikings, Nov 13, 2016
 18 vs. Arizona Cardinals, Dec 17, 2017

2024 GXG REGULAR SEASON (PACKERS)

DATE OPPONENT	P/S	TK	S	A	SK	YDS	INT	PD	FF	FR
09/06 at Eagles	S	2	1	1	0.0	0.0	0	0	0	0
09/15 Colts	S	1	1	0	0.0	0.0	0	0	0	0
2024 TOTALS	2-2	3	2	1	0.0	0.0	0	0	0	0

ERIC STOKES

21

CORNERBACK
GEORGIA

Fourth NFL Season | Fourth Packers Season



Ht: 6-1 | Wt: 194 | Born: March 1, 1999 | NFL Games Played/Started: 30/27 | Acquired: D1-21

AT A GLANCE

- » Was limited to three games with two starts last season as he recovered from ankle/knee injuries from the 2022 season and a hamstring injury suffered in Week 7 of the 2023 season.
- » Started the first nine games of the 2022 season before ankle/knee injuries ended his season.
- » Played in 16 games with 14 starts as a rookie and recorded a team-high 14 passes defended, tied for No. 11 in the NFL and tied for No. 1 among NFL rookies in 2021.
- » For all NFL defensive backs targeted over 45 times in 2021, ranked No. 4 in the league in lowest completion percentage (49.5) when targeted (Stathead.com).
- » Started at CB in all nine regular-season games as a junior at Georgia in 2020, earning first-team All-Southeastern Conference honors from *The Associated Press* after finishing tied for No. 2 in the conference and tied for No. 8 in the nation with four interceptions.
- » Earned Class 4A honorable mention from the *Atlanta Journal-Constitution* as a senior at Eastside High School (Covington, Ga.) in 2016 after posting 20 tackles, two INTs and five passes defended.

2024 SEASON: Has started both contests, recording three tackles (one solo)...**At Philadelphia (Sept. 6):** Started and played 67 defensive snaps, posting two tackles (one solo)...**vs. Indianapolis (Sept. 15):** Started and played 24 defensive snaps, recording a tackle (assist).

ERIC STOKES' NFL REGULAR-SEASON DEFENSIVE STATISTICS

YEAR	TEAM	GP	GS	TACKLES										INTERCEPTIONS										ST				MISC								
				TK	S	A	TFL	YDS	SK	YDS	QBH	NO	YDS	LG	TD	PD	FF	FR	TD	YDS	TK	S	A	FF	FR	S	A									
2021	Packers	16	14	55	43	12	0	0	0.0	0.0	0	1	0	0	0	14	0	0	0	0	0	0	0	0	0	0	0	0	0	0	0	0	0	0	0	0
2022	Packers	9	9	25	20	5	0	0	0.0	0.0	0	0	0	0	0	0	0	0	0	0	0	0	0	0	0	0	0	0	0	0	0	0	0	0	0	
2023	Packers	3	2	6	5	1	1	0	0.0	0.0	0	0	0	0	0	0	0	0	0	0	0	0	0	0	0	0	0	0	0	0	0	0	0	0	0	0
2024	Packers	2	2	3	1	2	0	0	0.0	0.0	0	0	0	0	0	0	0	0	0	0	0	0	0	0	0	0	0	0	0	0	0	0	0	0	0	0
NFL TOTALS		30	27	89	69	20	1	0	0.0	0.0	0	1	0	0	0	14	0	0	0	0	0	0	0	0	0	0	0	0	0	0	0	0	0	0	0	0

ERIC STOKES' NFL POSTSEASON DEFENSIVE STATISTICS

YEAR	TEAM	GP	GS	TACKLES										INTERCEPTIONS										ST				MISC									
				TK	S	A	TFL	YDS	SK	YDS	QBH	NO	YDS	LG	TD	PD	FF	FR	TD	YDS	TK	S	A	FF	FR	S	A										
2021	Packers	1	1	4	3	1	0	0	0.0	0.0	0	0	0	0	0	0	0	0	0	0	0	0	0	0	0	0	0	0	0	0	0	0	0	0	0	0	0
NFL TOTALS		1	1	4	3	1	0	0	0.0	0.0	0	0	0	0	0	0	0	0	0	0	0	0	0	0	0	0	0	0	0	0	0	0	0	0	0	0	0

SINGLE-GAME HIGHS: DEFENSIVE

Total Tackles 8 vs. Pittsburgh Steelers, Oct 03, 2021
7 at Baltimore Ravens, Dec 19, 2021

Solo Tackles 8 vs. Pittsburgh Steelers, Oct 03, 2021
7 at Baltimore Ravens, Dec 19, 2021

Passes Defended 2 vs. Los Angeles Rams, Nov 28, 2021
2 vs. Pittsburgh Steelers, Oct 03, 2021
...1 more at 2.

Interceptions 1 vs. Pittsburgh Steelers, Oct 03, 2021

2024 GXG REGULAR SEASON (PACKERS)

DATE	OPPONENT	P/S	TK	S	A	SK	YDS	INT	PD	FF	FR
09/06	at Eagles	S	2	1	1	0.0	0.0	0	0	0	0
09/15	Colts	S	1	0	1	0.0	0.0	0	0	0	0
2024 TOTALS		2-2	3	1	2	0.0	0.0	0	0	0	0

KADEEM TELFORT 76

TACKLE
UAB

First NFL Season | First Packers Season



Ht: 6-7 | Wt: 322 | Born: November 10, 1998 | NFL Games Played/Started: 1/0 | Acquired: FA-23

AT A GLANCE

- » Spent the entire 2023 season on Green Bay's practice squad.
- » Originally signed by the Packers as an undrafted free agent on May 5, 2023.
- » Appeared in 31 games with 28 starts in three seasons at UAB (2020-22), earning first-team All-Conference USA honors in his final season as he helped the Blazers rank No. 8 in the country in rushing offense with an average of 235.6 yards per game.
- » Began his college career at the University of Florida (2017) and later went on to attend Garden City (Kan.) Community College in 2018 and Highland Community College (Freeport, Ill.) in 2019.
- » Attended Booker T. Washington High School (Miami, Fla.) as a senior, where he helped the Tornados to a semifinal appearance in the 2016 FHSAA Class 4A state playoffs.

2024 SEASON: Has appeared in one game, seeing time on special teams...**At Philadelphia (Sept. 6):** Inactive (healthy scratch)...**Vs. Indianapolis (Sept. 15):** Made his NFL regular-season debut, appearing on five snaps on special teams.

KADEEM TELFORT'S NFL REGULAR-SEASON STATISTICS

DATE	TEAM	GP	GS
2024	Packers	1	0
NFL TOTALS		1	0

ZACH TOM 50

OFFENSIVE LINEMAN
WAKE FOREST

Third NFL Season | Third Packers Season



Ht: 6-4 | Wt: 304 | Born: March 26, 1999 | NFL Games Played/Started: 28/24 | Acquired: D4b-22

AT A GLANCE

- » Has appeared in 27 games with 23 starts in his first two-plus NFL seasons, opening games at three different spots on the offensive line (18 at RT, four at LT, one at LG).
- » Part of a line that has allowed 39 total sacks in the 23 games he has started, including 11 contests with one sack/zero sacks.
- » Started all 17 games at RT in 2023 and helped the Packers rank No. 3 in the NFL in sacks allowed (30) and No. 4 in sacks allowed per passing play (4.9 pct.).
- » Played in nine games with five starts as a rookie in 2022, opening four contests at LT and one at LG. Made his first NFL start at Washington in Week 7, becoming the first Green Bay rookie to start a game at LT since David Bakhtiari in 2013.
- » Appeared in 48 games with 37 starts (23 at LT, 14 at C) over the course of four seasons at Wake Forest (2018-21), giving up just two sacks in 3,107 collegiate snaps.
- » In 2021, earned second-team All-America honors from Phil Steele's College Football, The Athletic and the Football Writers Association of America and earned first-team All-Atlantic Coast Conference recognition from the coaches and media.

2024 SEASON: Has started both games at RT and has helped the offense rank No. 1 in the NFL in rushing (212.0 ypg), tied for No. 1 in sacks allowed (two) and No. 2 in yards per carry (5.73)...**At Philadelphia (Sept. 6):** Started at RT and played all 67 snaps. Helped protect QB Jordan Love as he was sacked just once on the evening and cleared holes for Green Bay to register 163 rushing yards on just 21 carries (7.8 avg.)...**Vs. Indianapolis (Sept. 15):** Started at RT and played all 70 snaps. Was part of a line that did not allow a sack of QB Malik Willis and cleared the way for the Packers' 261 rushing yards on 53 carries (4.9 avg.), the highest rushing-yardage total in a game by Green Bay since Sept. 28, 2003, vs. Denver (262 yards).

ZACH TOM'S NFL REGULAR-SEASON STATISTICS

DATE	TEAM	GP	GS
2022	Packers	9	5
2023	Packers	17	17
2024	Packers	2	2
NFL TOTALS		28	24

ZACH TOM'S NFL POSTSEASON STATISTICS

DATE	TEAM	GP	GS
2023	Packers	2	2
NFL TOTALS		2	2

CARRINGTON VALENTINE

24

CORNERBACK
KENTUCKY

Second NFL Season | Second Packers Season



Ht: 6-0 | Wt: 189 | Born: September 9, 2001 | NFL Games Played/Started: 19/12 | Acquired: D7a-23

AT A GLANCE

- » Led the team and ranked No. 7 among NFL rookies with nine passes defended last season. Dating back to 2000, became the sixth Packer rookie to post nine-plus passes defended and the first since CB Eric Stokes (14) in 2021.
- » Played in all 17 games with 12 starts and recorded 42 tackles (32 solo), nine passes defended and a fumble recovery as a rookie. Also started both postseason contests and was tied for No. 4 on the team with 12 tackles (nine solo).
- » Became the first Green Bay rookie to register two games (Weeks 9 and 11) with three-plus passes defended since CB Casey Hayward (2012).
- » Played in 35 career games with 25 straight starts to finish his career at Kentucky (2020-22). In 2022, led the Wildcats and ranked No. 9 in the Southeastern Conference in passes defended with 11.

2024 SEASON: Has played in both games, recording two tackles (both assists) and a pass defended...**At Philadelphia (Sept. 6):** Appeared on nine snaps on defense and 16 on special teams...**vs. Indianapolis (Sept. 15):** Played 32 snaps on defense, recording two tackles (both assists) and a pass defended. Broke up a deep pass intended for WR Michael Pittman Jr. in the fourth quarter.

CARRINGTON VALENTINE'S NFL REGULAR-SEASON DEFENSIVE STATISTICS

YEAR	TEAM	GP	GS	TACKLES							INTERCEPTIONS							ST				MISC						
				TK	S	A	TFL	YDS	SK	YDS	QBH	NO	YDS	LG	TD	PD	FF	FR	TD	YDS	TK	S	A	FF	FR	S	A	
2023	Packers	17	12	42	32	10	0	0	0.0	0.0	0	0	0	0	0	0	9	0	1	0	50	2	1	1	0	0	0	0
2024	Packers	2	0	2	0	2	0	0	0.0	0.0	0	0	0	0	0	1	0	0	0	0	0	0	0	0	0	0	0	
NFL TOTALS		19	12	44	32	12	0	0	0.0	0.0	0	0	0	0	0	10	0	1	0	50	2	1	1	0	0	0	0	

CARRINGTON VALENTINE'S NFL POSTSEASON DEFENSIVE STATISTICS

YEAR	TEAM	GP	GS	TACKLES							INTERCEPTIONS							ST				MISC					
				TK	S	A	TFL	YDS	SK	YDS	QBH	NO	YDS	LG	TD	PD	FF	FR	TD	YDS	TK	S	A	FF	FR	S	A
2023	Packers	2	2	12	9	3	0	0	0.0	0.0	0	0	0	0	0	0	0	0	0	0	0	0	0	0	0	0	0
NFL TOTALS		2	2	12	9	3	0	0	0.0	0.0	0	0	0	0	0	0	0	0	0	0	0	0	0	0	0	0	

SINGLE-GAME HIGHS: DEFENSIVE

Total Tackles 8 at Denver Broncos, Oct 22, 2023
5 vs. Tampa Bay Buccaneers, Dec 17, 2023
Solo Tackles 7 at Denver Broncos, Oct 22, 2023
4 vs. Tampa Bay Buccaneers, Dec 17, 2023
...2 more at 4.
Passes Defended 3 vs. Los Angeles Chargers, Nov 19, 2023
3 vs. Los Angeles Rams, Nov 05, 2023

Fumble Recoveries 1 at New York Giants, Dec 11, 2023
Special Teams Tackles 2 vs. Minnesota Vikings, Oct 29, 2023

2024 GXG REGULAR SEASON (PACKERS)

DATE	OPPONENT	P/S	TK	S	A	SK	YDS	INT	PD	FF	FR
09/06	at Eagles	P	0	0	0	0	0.0	0	0	0	0
09/15	Colts	P	2	0	2	0	0.0	0	1	0	0
2024 TOTALS		2-0	2	0	2	0	0.0	0	1	0	0

LUKAS VAN NESS

90

DEFENSIVE LINEMAN
IOWA

Second NFL Season | Second Packers Season



Ht: 6-5 | Wt: 272 | Born: July 6, 2001 | NFL Games Played/Started: 19/0 | Acquired: D1-23

AT A GLANCE

- » Saw action in all 17 games as a rookie, registering 32 tackles (24 solo), eight tackles for a loss (tied for No. 2 on the team), a pass defended, four sacks and 10 quarterback hits (No. 5 on the team).
- » Became the first Packers rookie to post four-plus sacks and eight-plus tackles for a loss since LB Clay Matthews in 2009.
- » Appeared in both postseason contests, recording five tackles (four solo), a sack, a tackle for a loss and a QB hit.
- » Earned second-team All-Big Ten honors from the conference's coaches and media as a redshirt sophomore in 2022, playing both end and tackle and recording 38 tackles (17 solo), a team-high 11 tackles for a loss and 6½ sacks (tied for team lead).
- » Earned first-team all-state honors from the *Champaign News Gazette* as a senior in 2019 at Barrington (Ill.) High School after posting 67 tackles, eight tackles for a loss, 17 QB pressures, five sacks, a forced fumble and a blocked punt.

2024 SEASON: Has played in both contests, recording three tackles (all solo), a tackle for a loss and a NextGenStat QB pressure (TruMedia)...**At Philadelphia (Sept. 6):** Recorded two tackles (both solo) on 19 defensive snaps...**Vs. Indianapolis (Sept. 15):** Posted a tackle (solo), a tackle for a loss and a NextGenStat QB pressure. With just over six minutes to play in the third quarter, worked down the line to drop RB Jonathan Taylor for a 3-yard loss on second-and-5. The Colts did not convert the ensuing third down and settled for a field goal.

LUKAS VAN NESS' NFL REGULAR-SEASON DEFENSIVE STATISTICS

YEAR	TEAM	GP	GS	TACKLES							INTERCEPTIONS										ST				MISC							
				TK	S	A	TFL	YDS	SK	YDS	QBH	NO	YDS	LG	TD	PD	FF	FR	TD	YDS	TK	S	A	FF	FR	S	A					
2023	Packers	17	0	32	24	8	8	40	4.0	31.0	10	0	0	0	1	0	0	0	0	0	0	0	0	0	0	0	0	0	0	0	0	0
2024	Packers	2	0	3	3	0	1	3	0.0	0.0	0	0	0	0	0	0	0	0	0	0	0	0	0	0	0	0	0	0	0	0	0	
NFL TOTALS		19	0	35	27	8	9	43	4.0	31.0	10	0	0	0	1	0	0	0	0	0	0	0	0	0	0	0	0	0	0	0	0	

LUKAS VAN NESS' NFL POSTSEASON DEFENSIVE STATISTICS

YEAR	TEAM	GP	GS	TACKLES							INTERCEPTIONS										ST				MISC						
				TK	S	A	TFL	YDS	SK	YDS	QBH	NO	YDS	LG	TD	PD	FF	FR	TD	YDS	TK	S	A	FF	FR	S	A				
2023	Packers	2	0	5	4	1	1	5	1.0	5.0	1	0	0	0	0	0	0	0	0	0	0	0	0	0	0	0	0	0	0	0	0
NFL TOTALS		2	0	5	4	1	1	5	1.0	5.0	1	0	0	0	0	0	0	0	0	0	0	0	0	0	0	0	0	0	0	0	

SINGLE-GAME HIGHS: DEFENSIVE

Total Tackles 4 vs. Tampa Bay Buccaneers, Dec 17, 2023
3 at Detroit Lions, Nov 23, 2023
...1 more at 3.

Solo Tackles 3 vs. Tampa Bay Buccaneers, Dec 17, 2023
3 at Detroit Lions, Nov 23, 2023

Sacks 1.0 vs. Chicago Bears, Jan 07, 2024
1.0 vs. Tampa Bay Buccaneers, Dec 17, 2023
...2 more at 1.0.

Passes Defended 1 vs. Minnesota Vikings, Oct 29, 2023

Tackles For Loss 1 vs. Chicago Bears, Jan 07, 2024
1 vs. Tampa Bay Buccaneers, Dec 17, 2023
...6 more at 1.

2024 GXG REGULAR SEASON (PACKERS)

DATE	OPPONENT	P/S	TK	S	A	SK	YDS	INT	PD	FF	FR
09/06	at Eagles	P	2	2	0	0.0	0.0	0	0	0	0
09/15	Colts	P	1	1	0	0.0	0.0	0	0	0	0
2024 TOTALS		2-0	3	3	0	0.0	0.0	0	0	0	0

QUAY WALKER

7

LINEBACKER
GEORGIA

Third NFL Season | Third Packers Season



Ht: 6-4 | Wt: 241 | Born: May 8, 2000 | NFL Games Played/Started: 33/32 | Acquired: D1a-22

AT A GLANCE

- » Is one of three Packers since the merger (1970) with 100-plus tackles in both of his first two NFL seasons (Nick Barnett, 2003-04; A.J. Hawk, 2006-07), per Stathead.
- » Has led Green Bay in tackles for two straight seasons, tying for the third-longest streak for the Packers since 1975 (Nick Barnett, 2003-05; Blake Martinez, 2017-19).
- » Ranked No. 2 among NFL rookies with a team-best 119 total tackles in 2022, the fifth most by a Green Bay rookie since 1975 (Johnnie Gray, 123 in 1975 / Nick Barnett, 134 in 2003 / A.J. Hawk, 155 in 2006 / Rich Wingo, 166 in 1979).
- » Earned All-Rookie team honors from the Pro Football Writers of America, the first Green Bay inside LB to be selected to the team since Hawk in 2006.
- » Started at LB in 15 games as a senior in 2021, tying for No. 3 on the team with a career-high 67 tackles (39 solo) while adding 5½ tackles for a loss, 1½ sacks and 25 QB pressures. Was part of a Georgia defense that ranked No. 1 in the country in 2021 in points allowed (10.2 ppg), the top mark posted since Alabama (8.2 ppg) in 2011, and helped the Bulldogs win their first national championship since 1980.

2024 SEASON: Has started both contests, leading the team with 17 tackles (13 solo) and a tackle for a loss...**At Philadelphia (Sept. 6):** Played all 76 defensive snaps and tied for the team lead in tackles (11) and solo tackles (seven). Five tackles were for gains of 3 yards or less, including bringing down RB Saquan Barkley for a loss of 2 yards with just under eight minutes to play in the fourth quarter. It marked the eighth 10-plus tackle game of his career during the regular season...**Vs. Indianapolis (Sept. 15):** Was one of three defenders to play all 56 snaps, leading the team with six tackles (all solo).

REGULAR-SEASON COMPARISON: DEFENSIVE - TENNESSEE TITANS

DATE	OPP	W/L	GP/GS	TACKLES						INT	TFL	PD	QBH	MISC		
				TOT	SOLO	ASST	SACK	YDS.	TD					FF	FR	
11/17/22	GB vs. TEN	L	S	11	7	4	0.5	4.5	0	1	0	1	0	0	0	0
TOTALS		0/1	1/1	11	7	4	0.5	4.5	0	1	0	1	0	0	0	

QUAY WALKER'S NFL REGULAR-SEASON DEFENSIVE STATISTICS

YEAR	TEAM	GP	GS	TK	S	TACKLES						INTERCEPTIONS						ST			MISC									
						A	TFL	YDS	SK	YDS	QBH	NO	YDS	LG	TD	PD	FF	FR	TD	YDS	TK	S	A	FF	FR	S	A			
2022	Packers	17	16	119	73	46	5	8	1.5	13.5	4	0	0	0	0	7	3	1	0	63	2	2	0	0	0	0	0	0	0	0
2023	Packers	14	14	118	59	59	7	20	2.5	16.5	5	1	37	37t	1	3	0	0	0	0	0	0	0	0	0	0	0	0	0	0
2024	Packers	2	2	17	13	4	1	2	0.0	0.0	0	0	0	0	0	0	0	0	0	0	0	0	0	0	0	0	0	0	0	0
NFL TOTALS		33	32	254	145	109	13	30	4.0	30.0	9	1	37	37t	1	10	3	1	0	63	2	2	0	0	0	0	0	0	0	0

QUAY WALKER'S NFL POSTSEASON DEFENSIVE STATISTICS

YEAR	TEAM	GP	GS	TK	S	A	TFL	YDS	SK	YDS	QBH	NO	YDS	LG	TD	PD	FF	FR	TD	YDS	TK	ST			MISC				
																						S	A	FF	FR	S	A		
2023	Packers	2	2	20	9	11	1	0	0.0	0.0	0	0	0	0	0	0	0	0	0	0	0	0	0	0	0	0	0	0	0
NFL TOTALS		2	2	20	9	11	1	0	0.0	0.0	0	0	0	0	0	0	0	0	0	0	0	0	0	0	0	0	0	0	0

SINGLE-GAME HIGHS: DEFENSIVE

Total Tackles 19 vs. Detroit Lions, Sep 28, 2023
17 at Atlanta Falcons, Sep 17, 2023

Solo Tackles 10 vs. Detroit Lions, Sep 28, 2023
8 at Atlanta Falcons, Sep 17, 2023

Sacks 1.0 vs. Chicago Bears, Jan 07, 2024
1.0 at Minnesota Vikings, Dec 31, 2023
...1 more at 1.0.

Passes Defensed 2 vs. Los Angeles Rams, Dec 19, 2022
1 at Atlanta Falcons, Sep 17, 2023
...6 more at 1.

Forced Fumbles 1 vs. Los Angeles Rams, Dec 19, 2022
1 at Buffalo Bills, Oct 30, 2022
...1 more at 1.

Fumble Recoveries 1 at Philadelphia Eagles, Nov 27, 2022
2 at Denver Broncos, Oct 22, 2023

Tackles For Loss 1 at Philadelphia Eagles, Sep 06, 2024
...10 more at 1.

Interceptions 1 at Chicago Bears, Sep 10, 2023

Interception Return Yards 37 at Chicago Bears, Sep 10, 2023

Special Teams Tackles 1 vs. Tennessee Titans, Nov 17, 2022
1 vs. New England Patriots, Oct 02, 2022

2024 GXG REGULAR SEASON (PACKERS)

DATE	OPPONENT	P/S	TK	S	A	SK	YDS	INT	PD	FF	FR
09/06	at Eagles	S	11	7	4	0.0	0.0	0	0	0	0
09/15	Colts	S	6	6	0	0.0	0.0	0	0	0	0
2024 TOTALS		2-2	17	13	4	0.0	0.0	0	0	0	0

RASHEED WALKER

63

TACKLE
PENN STATE

Third NFL Season | Third Packers Season



Ht: 6-6 | Wt: 324 | Born: February 13, 2000 | NFL Games Played/Started: 20/17 | Acquired: D7c-22

AT A GLANCE

- » Appeared in all 17 games with 15 starts at LT in 2023 and was part of a line that helped the Packers rank No. 3 in the NFL in sacks allowed (30) and No. 4 in sacks allowed per passing play (4.9 pct.).
- » His 15 starts last season were the most by a Green Bay offensive lineman selected in the seventh round within his first two NFL seasons since T Mark Tauscher started all 16 games in his second season (2001).
- » Selected by the Packers with the third of four picks in the seventh round (No. 249 overall) of the 2022 NFL Draft, becoming the first offensive lineman drafted by Green Bay out of Penn State since G Marco Rivera in 1996.
- » Appeared in 36 games over four seasons at Penn State (2018-21), starting the final 32 contests at LT.
- » Earned third-team All-Big Ten honors as a senior in 2021, helping the Nittany Lions feature a 3,000-yard passer (QB Sean Clifford, 3,107) and a 1,000-yard receiver (WR Jahan Dotson, 1,182) for only the second time in school history.

2024 SEASON: Has started both games at LT and has helped the offense rank No. 1 in the NFL in rushing (212.0 ypg), tied for No. 1 in sacks allowed (two) and No. 2 in yards per carry (5.73)...**At Philadelphia (Sept. 6):** Started at LT and played all 67 snaps. Helped protect QB Jordan Love as he was sacked just once on the evening and cleared holes for Green Bay to register 163 rushing yards on just 21 carries (7.8 avg.)...**Vs. Indianapolis (Sept. 15):** Started at LT and played all 70 snaps. Was part of a line that did not allow a sack of QB Malik Willis and cleared the way for the Packers' 261 rushing yards on 53 carries (4.9 avg.), the highest rushing-yardage total in a game by Green Bay since Sept. 28, 2003, vs. Denver (262 yards).

RASHEED WALKER'S NFL REGULAR-SEASON STATISTICS

DATE	TEAM	GP	GS
2022	Packers	1	0
2023	Packers	17	15
2024	Packers	2	2
NFL TOTALS		20	17

RASHEED WALKER'S NFL POSTSEASON STATISTICS

DATE	TEAM	GP	GS
2023	Packers	2	2
NFL TOTALS		2	2

CHRISTIAN WATSON

9

WIDE RECEIVER
NORTH DAKOTA STATE

Third NFL Season | Third Packers Season



Ht: 6-4 | Wt: 208 | Born: May 12, 1999 | NFL Games Played/Started: 25/22 | Acquired: D2-22

AT A GLANCE

- » Posted a team-high 12 TD receptions in 2022-23, the fifth most by a Packer in his first two NFL seasons behind only Billy Howton (17), Greg Jennings (15), Don Hutson (14) and Sterling Sharpe (13).
- » Led the team with seven TD catches in 2022, the fourth most in team history by a rookie behind only Howton (13 in 1952), Max McGee (nine in 1954) and Jayden Reed (eight in 2023).
- » In 2022, became only the third player in franchise history to that point to post seven-plus receiving TDs and multiple rushing TDs in a season, joining Johnny "Blood" McNally (1931) and Don Hutson (1941).
- » Posted eight TDs from scrimmage in Weeks 10-13 in 2022, tied for the most over a four-game span by a rookie WR in league history (Vikings WR Randy Moss, 1998).
- » Finished his career at North Dakota State ranked No. 2 in school history (min. 50 rec.) in yards per reception (20.4 avg.) and yards per kickoff return (26.4 avg.), No. 8 in receiving yards (2,140) and No. 10 in receptions (105).
- » Earned second-team All-America honors at wide receiver from *The Associated Press* as a senior in 2021 after leading the Bison with a career-high 43 catches for a career-best 801 yards (18.6 avg.) and seven TDs. Earned first-team AP All-America recognition at kickoff returner as a junior in 2020 after averaging 33.8 yards on 10 kickoff returns.

2024 SEASON: Has started both games and has posted three catches for 13 yards (4.3 avg.) and a TD...**At Philadelphia (Sept. 6):** Started and played 42 of 67 snaps, posting three catches for 13 yards (4.3 avg.), highlighted by a 2-yard TD catch early in the second half...**Vs. Indianapolis (Sept. 15):** Started and appeared on 41 plays on offense.

REGULAR-SEASON COMPARISON: RECEIVING/RUSHING - TENNESSEE TITANS

DATE	OPP	RECEIVING									RUSHING				
		W/L	GP/GS	NO.	YDS.	AVG.	LG	TD	TGTS	YAC	NO.	YDS.	AVG.	LG	TD
11/17/22	GB vs. TEN	L	S	4	48	12.0	18	2	6	0	1	3	3.0	3	0
TOTALS		0/1	1/1	4	48	12.0	18	2	6	0	1	3	3.0	3	0

CHRISTIAN WATSON'S NFL REGULAR-SEASON RUSHING/RECEIVING STATISTICS

DATE	TEAM	GP	GS	RECEIVING					RUSHING				
				NO.	YDS.	AVG.	LG	TD	NO.	YDS.	AVG.	LG	TD
2022	Packers	14	11	41	611	14.9	63t	7	7	80	11.4	46t	2
2023	Packers	9	9	28	422	15.1	77	5	4	11	2.8	13	0
2024	Packers	2	2	3	13	4.3	6	1	0	0	0.0	0	0
NFL TOTALS		25	22	72	1,046	14.5	77	13	11	91	8.3	46t	2

CHRISTIAN WATSON'S NFL POSTSEASON RUSHING/RECEIVING STATISTICS

DATE	TEAM	GP	GS	RECEIVING					RUSHING				
				NO.	YDS.	AVG.	LG	TD	NO.	YDS.	AVG.	LG	TD
2023	Packers	2	0	2	20	10.0	11	0	0	0	0.0	0	0
NFL TOTALS		2	0	2	20	10.0	11	0	0	0	0.0	0	0

CHRISTIAN WATSON'S NFL REGULAR-SEASON RETURN STATISTICS

DATE	TEAM	RET.	KICKOFF RETURNS			
			YDS.	AVG.	LG	TD
2022	Packers	2	35	17.5	18	0
2023	Packers	0	0	0.0	0	0
2024	Packers	0	0	0.0	0	0
NFL TOTALS		2	35	17.5	18	0

SINGLE-GAME HIGHS: RUSHING/RECEIVING

Rush Attempts	2 vs. Kansas City Chiefs, Dec 03, 2023	Receiving Yards	110 at Philadelphia Eagles, Nov 27, 2022
	2 vs. Detroit Lions, Jan 08, 2023		107 vs. Dallas Cowboys, Nov 13, 2022
Rushing Yards	46 at Chicago Bears, Dec 04, 2022	Receiving Average	30.3 at Las Vegas Raiders, Oct 09, 2023
	15 vs. Kansas City Chiefs, Dec 03, 2023		27.5 at Philadelphia Eagles, Nov 27, 2022
	...1 more at 15.	Longest Receptions	77 at Las Vegas Raiders, Oct 09, 2023
Longest Runs	46t at Chicago Bears, Dec 04, 2022		63t at Philadelphia Eagles, Nov 27, 2022
	15t vs. New England Patriots, Oct 02, 2022	Receiving TDs	3 vs. Dallas Cowboys, Nov 13, 2022
	1 at Chicago Bears, Dec 04, 2022		3 vs. Kansas City Chiefs, Dec 03, 2023
Rushing TDs	1 vs. New England Patriots, Oct 02, 2022		...1 more at 2.
	1 vs. Kansas City Chiefs, Dec 03, 2023	Scrimmage Yards	116 vs. Detroit Lions, Jan 08, 2023
Receptions	6 at Miami Dolphins, Dec 25, 2022		110 at Philadelphia Eagles, Nov 27, 2022

2024 GXG REGULAR SEASON (PACKERS)

RECEIVING

RUSHING

DATE	OPPONENT	P/S	NO.	YDS.	AVG.	LG	TD	NO.	YDS.	AVG.	LG	TD
09/06	at Eagles	S	3	13	4.3	6	1	0	0	0.0	0	0
09/15	Colts	S	0	0	0.0	0	0	0	0	0.0	0	0
2024 TOTALS		2-2	3	13	4.3	6	1	0	0	0.0	0	0

DANIEL WHELAN

19

PUNTER
UC DAVIS

Second NFL Season | Second Packers Season



Ht: 6-5 | Wt: 216 | Born: February 10, 1999 | NFL Games Played/Started: 19/0 | Acquired: FA-23

AT A GLANCE

- » Averaged 46.2 yards per punt in 2023 in his first season with the Packers, the second-best single-season mark in team history behind only Corey Bojorquez (46.5 avg. in 2021).
- » Posted 22 punts of 50-plus yards last season, tied for the third most in a season by a Green Bay punter since 2000 behind only Jon Ryan (24 in 2006) and Justin Vogel (23 in 2017).
- » Became the first Irish-born player to play in the NFL since 1985 (Cardinals K Neil O'Donoghue).
- » Played for the D.C. Defenders in 2023, earning All-XFL honors after ranking No. 3 in the league in both punting average (45.6) and punts inside the 20 (11).
- » Played in 47 games in five seasons (2017-21) at UC-Davis, finishing his career ranked No. 1 in school history in punting average (44.0) and punts inside the 20 (86).
- » Moved to California with his mother when he was 13 years old and earned All-Southern Section and All-DeAnza League honors in both of his final two years at Rancho Mirage (Calif.) High School.

2024 SEASON: Has played in both games, punting five times for 213 yards (42.6-yard gross and net average) with a long of 59 yards...Is tied for No. 6 in the NFL with four punts inside the 20...**Philadelphia (Sept. 6):** Punted twice for a total of 74 yards (37.0-yard gross and net average), placing one punt inside the 20 and recording a long of 41 yards...**vs. Indianapolis (Sept. 15):** Punted three times for 139 yards (46.3-yard gross and net average) with a season-long 59-yard punt in the third quarter that pinned the Colts at their own 16. Placed a season-high three punts inside the 20.

DANIEL WHELAN'S NFL REGULAR-SEASON PUNTING STATISTICS

DATE	TEAM	GP	NO.	YDS.	AVG.	OPP. RET.	YDS.	NET YDS.	AVG.	TB	IN20	LG	BK
2023	Packers	17	57	2,634	46.2	23	270	2,264	39.7	5	18	68	0
2024	Packers	2	5	213	42.6	0	0	213	42.6	0	4	59	0
NFL TOTALS		19	62	2,847	45.9	23	270	2,477	40.0	5	22	68	0

DANIEL WHELAN'S NFL POSTSEASON PUNTING STATISTICS

DATE	TEAM	GP	NO.	YDS.	AVG.	OPP. RET.	YDS.	NET YDS.	AVG.	TB	IN20	LG	BK
2023	Packers	2	4	155	38.8	0	0	155	38.8	0	3	42	0
NFL TOTALS		2	4	155	38.8	0	0	155	38.8	0	3	42	0

SINGLE-GAME HIGHS: PUNTER

Punts	5 vs. Detroit Lions, Sep 28, 2023	Net Punting Avg	46.4 vs. Detroit Lions, Sep 28, 2023
	5 at Chicago Bears, Sep 10, 2023		44.5 at Las Vegas Raiders, Oct 09, 2023
Gross Punting Yards	259 vs. Detroit Lions, Sep 28, 2023	Longest Punts	68 at Chicago Bears, Sep 10, 2023
	249 at Chicago Bears, Sep 10, 2023		61 vs. Los Angeles Chargers, Nov 19, 2023
Gross Punting Avg	51.8 vs. Minnesota Vikings, Oct 29, 2023	Inside the 20	4 at Detroit Lions, Nov 23, 2023
	51.8 vs. Detroit Lions, Sep 28, 2023		3 vs. Indianapolis Colts, Sep 15, 2024
Net Punting Yards	232 vs. Detroit Lions, Sep 28, 2023		
	193 at Chicago Bears, Sep 10, 2023		

2024 GXG REGULAR SEASON (PACKERS)

DATE	OPPONENT		NO.	YDS.	AVG.	OPP. RET.	YDS.	NET YDS.	AVG	TB	IN20	LG	BK	
09/06	at Eagles	P	2	74	37.0	0	0	74	37.0	0	1	41	0	
09/15	Colts	P	3	139	46.3	0	0	139	46.3	0	3	59	0	
2024 TOTALS			2	5	213	42.6	0	0	213	42.6	0	4	59	0

DONTAYVION WICKS

13

WIDE RECEIVER
VIRGINIA

Second NFL Season | Second Packers Season



Ht: 6-1 | Wt: 206 | Born: June 16, 2001 | NFL Games Played/Started: 17/6 | Acquired: D5b-23

AT A GLANCE

- » Ranked No. 3 on the team with 39 receptions for 581 yards (14.9 avg.) and four TDs in 2023, finishing No. 2 in the league in yards per catch among rookies.
- » Posted a team-high 18 explosive receptions (16-plus yards), the most by a Packers rookie dating back to 2000 and tied for No. 4 among NFL rookies last season.
- » Of his 39 receptions, 18 went for 16-plus yards, a 46.2 percentage that ranked No. 4 in the NFL among players with two-plus catches a game. Dating back to 2000, his 46.2 mark was the top percentage posted by a Packer with 30-plus receptions.
- » Set the University of Virginia single-season school record for receiving yards with 1,203 yards on 57 catches (21.1 avg.) in 2021, surpassing WR Herman Moore's mark of 1,190 yards in 1990.
- » His average of 21.1 yards per reception in 2021 led the Atlantic Coast Conference and ranked No. 5 in the country.
- » Registered six 100-yard receiving games in 2021, tying WR Germane Crowell (1997) for the most in a season in school history.

2024 SEASON: Has appeared in both games and has posted three receptions for 26 yards (8.7 avg.) and a TD...**At Philadelphia (Sept. 6):** Appeared on 31 plays on offense...**vs. Indianapolis (Sept. 15):** Played 36 snaps and caught three passes for 26 yards (8.7 avg.), highlighted by a 14-yard TD grab from QB Malik Willis late in the first quarter, his fourth TD reception in his last four regular-season games.

DONTAYVION WICKS' NFL REGULAR-SEASON RECEIVING STATISTICS

DATE	TEAM	GP	GS	RECEIVING				
				NO.	YDS.	AVG.	LG	TD
2023	Packers	15	6	39	581	14.9	35	4
2024	Packers	2	0	3	26	8.7	14t	1
NFL TOTALS		17	6	42	607	14.5	35	5

DONTAYVION WICKS' NFL POSTSEASON RECEIVING STATISTICS

DATE	TEAM	GP	GS	RECEIVING				
				NO.	YDS.	AVG.	LG	TD
2023	Packers	2	2	2	25	12.5	20t	1
NFL TOTALS		2	2	2	25	12.5	20t	1

SINGLE-GAME HIGHS: RUSHING/RECEIVING

Longest Runs	1 at Denver Broncos, Oct 22, 2023	Longest Receptions	35 vs. Los Angeles Chargers, Nov 19, 2023
Receptions	6 vs. Chicago Bears, Jan 07, 2024		32 at Pittsburgh Steelers, Nov 12, 2023
	6 vs. Tampa Bay Buccaneers, Dec 17, 2023		...1 more at 32.
Receiving Yards	97 vs. Tampa Bay Buccaneers, Dec 17, 2023	Receiving TDs	2 vs. Chicago Bears, Jan 07, 2024
	91 vs. Los Angeles Chargers, Nov 19, 2023		1 at Carolina Panthers, Dec 24, 2023
Receiving Average	30.3 vs. Los Angeles Chargers, Nov 19, 2023		...1 more at 1.
	17.0 at Pittsburgh Steelers, Nov 12, 2023	Most TDs	2 vs. Chicago Bears, Jan 07, 2024
			1 vs. Indianapolis Colts, Sep 15, 2024
			...2 more at 1.
		Scrimmage Yards	97 vs. Tampa Bay Buccaneers, Dec 17, 2023
			91 vs. Los Angeles Chargers, Nov 19, 2023

2024 GXG REGULAR SEASON (PACKERS)

DATE	OPPONENT	P/S	RECEIVING					RUSHING				
			NO.	YDS.	AVG.	LG	TD	NO.	YDS.	AVG.	LG	TD
09/06	at Eagles	P	0	0	0.0	0	0	0	0	0.0	0	0
09/15	Colts	P	3	26	8.7	14t	1	0	0	0.0	0	0
2024 TOTALS		2-0	3	26	8.7	14t	1	0	0	0.0	0	0

EVAN WILLIAMS

33 SAFETY OREGON

Rookie



Ht: 5-11 | Wt: 200 | Born: July 28, 2001 | NFL Games Played/Started: 2/0 | Acquired: D4-24

AT A GLANCE

- » Played four seasons at Fresno State (2019-22) and one season at Oregon (2023).
- » Overall, saw action in 52 games with 45 starts in five seasons (2019-23), recording 307 tackles (214 solo), 16 tackles for a loss, 5½ sacks, four QB hurries, four interceptions, 16 passes defended, four forced fumbles and five fumble recoveries.
- » Was selected to an all-conference team in each of his final four seasons in college.
- » Earned second-team All-Pacific-12 honors from the coaches and third-team All-Pac-12 recognition from Phil Steele's College Football in 2023 after leading the Ducks with 82 tackles (49 solo) and recording a career-high 4½ sacks (No. 2 on the team and No. 1 among Pac-12 defensive backs).
- » Selected by the Packers in the fourth round (No. 111 overall) of the 2024 NFL Draft, becoming the first University of Oregon defensive player to be drafted by Green Bay since DE Emery Barnes (18th round, No. 207 overall) in 1954.
- » Was named the CIF-Central Coast Section All-Around Player of the Year and the West Catholic Athletic League Player of the Year in 2018 at St. Francis High School (Mountain View, Calif.).

2024 SEASON: Has played in both games, recording two tackles (both solo), an interception and a pass defended...On special teams, recovered an onside kick...**At Philadelphia (Sept. 6):** Made his NFL debut, seeing action on 16 special teams snaps...**Vs. Indianapolis (Sept. 15):** Played 20 snaps on defense, recording two tackles (both solo), an interception and a pass defended. Snagged his first career interception on a Hail Mary attempt by QB Anthony Richardson to seal the victory for Green Bay. Became the first Packer to register an INT within his first two NFL games since S Jerron McMillian in 2012. Also contributed on special teams, playing 11 snaps and recovering an onside-kick attempt by the Colts late in the fourth quarter.

EVAN WILLIAMS' NFL REGULAR-SEASON DEFENSIVE STATISTICS

YEAR	TEAM	GP	GS	TACKLES					INTERCEPTIONS							ST				MISC							
				TK	S	A	TFL	YDS	SK	YDS	QBH	NO	YDS	LG	TD	PD	FF	FR	TD	YDS	TK	S	A	FF	FR	S	A
2024	Packers	2	0	2	2	0	0	0	0.0	0.0	0	1	1	1	0	1	0	0	0	0	0	0	0	0	0	0	0
NFL TOTALS		2	0	2	2	0	0	0	0.0	0.0	0	1	1	1	0	1	0	0	0	0	0	0	0	0	0	0	

SINGLE-GAME HIGHS: DEFENSIVE

Total Tackles 2 vs. Indianapolis Colts, Sep 15, 2024
Solo Tackles 2 vs. Indianapolis Colts, Sep 15, 2024

Passes Defensed 1 vs. Indianapolis Colts, Sep 15, 2024
Interceptions 1 vs. Indianapolis Colts, Sep 15, 2024

2024 GXG REGULAR SEASON (PACKERS)

DATE	OPPONENT	P/S	TK	S	A	SK	YDS	INT	PD	FF	FR
09/06	at Eagles	P	0	0	0	0.0	0.0	0	0	0	0
09/15	Colts	P	2	2	0	0.0	0.0	1	1	0	0
2024 TOTALS		2-0	2	2	0	0.0	0.0	1	1	0	0

MALIK WILLIS

2

QUARTERBACK
LIBERTY

Third NFL Season | First Packers Season



Ht: 6-1 | Wt: 225 | Born: May 25, 1999 | NFL Games Played/Started: 13/4 | Acquired: T-24 (Ten.)

AT A GLANCE

- » Appeared in 11 regular-season games with three starts for the Tennessee Titans in 2022-23.
- » Originally selected by the Titans in the third round (No. 86 overall) of the 2022 NFL Draft.
- » Appeared in 38 games with 23 starts in four total collegiate seasons, playing two seasons at Liberty University (2020-21) after starting his collegiate career at Auburn (2017-18).
- » In his four collegiate seasons, completed 388 of 618 passes (62.8 pct.) for 5,191 yards and 48 TDs with 18 interceptions. He also rushed for 2,131 yards and 29 TDs on 366 career rushing attempts (5.8 avg.). His 74 total passing and rushing TDs in 2020-21 ranked No. 1 among all FBS players.
- » In his final season at Liberty University in 2021, completed 207 of 339 passes (61.1 pct.) for 2,862 yards and 27 touchdowns to go along with 197 rushing attempts for 878 yards (4.5 avg.) and 13 TDs.
- » Named the 2021 Bobby Bowden Trophy winner, which is presented annually to "a college football player who epitomizes a student-athlete of faith and conducts himself as an exemplary model in the classroom, on the field, on the campus and in the community."

2024 SEASON: Has played in both games with one start, connecting on 12 of 15 passes (80.0 pct.) for 122 yards and a TD with no INTs for a 122.8 rating...Has rushed for 41 yards on six carries (6.8 avg.)...**At Philadelphia (Sept. 6):** Took over for an injured Jordan Love (knee) for the final two plays of the game in his Green Bay debut and had one passing attempt...**Vs. Indianapolis (Sept. 15):** Made his first start in a Green Bay uniform with Love (knee) sidelined, connecting on 12 of 14 passes (pct.) for 122 yards and a TD with no INTs for a 126.8 rating. Late in the first quarter, threw his first TD pass in the NFL when he found WR Dontayvion Wicks for a 14-yard score. Completed 7 of 8 passes (87.5 pct.) for 94 yards and a TD for a 155.2 rating, on third down, including a 39-yard completion to WR Romeo Doubs to the Indianapolis 16 early in the fourth quarter on third-and-5. Added 41 rushing yards on six carries (6.8 avg.), highlighted by runs of 19 and 12 yards.

MALIK WILLIS' NFL REGULAR-SEASON PASSING/RUSHING STATISTICS

DATE	TEAM	GP	GS	PASSING										RUSHING					
				ATT.	CMP.	PCT.	YDS	AVG.	TD	INT.	LG	SK	LST	RATE	NO.	YDS.	AVG.	LG	TD
2022	Titans	8	3	61	31	50.8	276	4.5	0	3	48	10	49	42.8	27	123	4.6	17	1
2023	Titans	3	0	5	4	80.0	74	14.8	0	0	48	4	30	118.8	5	21	4.2	11	0
2024	Packers	2	1	15	12	80.0	122	8.1	1	0	39	1	4	122.8	6	41	6.8	19	0
TOTALS		13	4	81	47	58.0	472	5.8	1	3	48	15	83	63.4	38	185	4.9	19	1

SINGLE-GAME HIGHS: QUARTERBACK

Pass Attempts	23 vs. Houston Texans, Dec 24, 2022 16 at Kansas City Chiefs, Nov 06, 2022	Passer Rating	126.8 vs. Indianapolis Colts, Sep 15, 2024 118.8 vs. Baltimore Ravens, Oct 15, 2023
Pass Completions	14 vs. Houston Texans, Dec 24, 2022 12 vs. Indianapolis Colts, Sep 15, 2024	Rush Attempts	8 at Kansas City Chiefs, Nov 06, 2022 7 vs. Houston Texans, Dec 24, 2022
Yards Passing	122 vs. Indianapolis Colts, Sep 15, 2024 99 vs. Houston Texans, Dec 24, 2022	Rushing Yards	43 vs. Houston Texans, Dec 24, 2022 41 vs. Indianapolis Colts, Sep 15, 2024
TD Passes	1 vs. Indianapolis Colts, Sep 15, 2024	Rushing Average	6.1 vs. Houston Texans, Dec 24, 2022 5.0 at Kansas City Chiefs, Nov 06, 2022
Long Passes	48 vs. Baltimore Ravens, Oct 15, 2023 48 at Kansas City Chiefs, Nov 06, 2022	Longest Runs	19 vs. Indianapolis Colts, Sep 15, 2024 17 at Kansas City Chiefs, Nov 06, 2022
Completion Percentage	60.9 vs. Houston Texans, Dec 24, 2022 31.3 at Kansas City Chiefs, Nov 06, 2022	Rushing TDs	1 vs. Houston Texans, Dec 24, 2022

2024 GXG REGULAR SEASON (PACKERS)

DATE	OPPONENT	P/S	PASSING											RUSHING			
			ATT	CMP	YDS	PCT	Y/A	Y/C	TD	INT	LG	SK/YD	RATE	ATT	YDS	LG	TD
09/06	at Eagles	P	1	0	0	0.0	0.0	0.0	0	0	0	1/4	39.6	0	0	0	0
09/15	Colts	S	14	12	122	85.7	8.7	10.2	1	0	39	0/0	126.8	6	41	19	0
2024 TOTALS		2-1	15	12	122	80.0	8.1	10.2	1	0	39	1/4	122.8	6	41	19	0

EMANUEL WILSON

31

RUNNING BACK
FORT VALLEY STATE

Second NFL Season | Second Packers Season



Ht: 5-10 | Wt: 226 | Born: May 8, 1999 | NFL Games Played/Started: 9/0 | Acquired: FA-23

AT A GLANCE

- » Played in seven games for the Packers as a rookie last season, posting 85 rushing yards on 14 carries (6.1 avg.) while adding four receptions for 23 yards (5.8 avg.).
- » Rushed for a career-best 43 yards on four carries (10.8 avg.) vs. the L.A. Rams in Week 9, including a career-long 31-yard run late in the fourth quarter, the longest run by a rookie RB for the Packers since Aaron Jones' 46-yarder vs. New Orleans on Oct. 22, 2017.
- » Led Fort Valley State with 1,371 rushing yards and 17 TDs on 209 carries (6.6 avg.) in 2022 on his way to being named the Southern Intercollegiate Athletic Conference Player of the Year and the conference's Offensive Player of the Year.
- » Started all 17 games he appeared in at Fort Valley State (2021-22), rushing for 2,206 yards and 24 TDs on 356 carries (6.2 avg.) along with 35 receptions for 330 yards (9.4 avg.) and two TDs after beginning his career at Johnson C. Smith University in 2019.
- » Was named the CIAA Freshman of the Year at Johnson C. Smith in 2019 after leading the team with 1,040 yards and 13 TDs on 159 carries (6.5 avg.).

2024 SEASON: Has appeared in both games and has rushed for 55 yards on nine carries (6.1 avg.)...**At Philadelphia (Sept. 6):** Rushed for a career-high 46 yards on just four carries (11.5 avg.), posting runs of 14 and 18 yards on Green Bay's second-quarter drive that was capped off with WR Jayden Reed's 33-yard TD run...**Vs. Indianapolis (Sept. 15):** Played 13 snaps and posted 9 rushing yards on five carries (1.8 avg.).

EMANUEL WILSON'S NFL REGULAR-SEASON RUSHING/RECEIVING STATISTICS

DATE	TEAM	GP	GS	RUSHING					RECEIVING				
				NO.	YDS.	AVG.	LG	TD	NO.	YDS.	AVG.	LG	TD
2023	Packers	7	0	14	85	6.1	31	0	4	23	5.8	9	0
2024	Packers	2	0	9	55	6.1	18	0	2	2	1.0	2	0
NFL TOTALS		9	0	23	140	6.1	31	0	6	25	4.2	9	0

EMANUEL WILSON'S NFL POSTSEASON RUSHING/RECEIVING STATISTICS

DATE	TEAM	GP	GS	RUSHING					RECEIVING				
				NO.	YDS.	AVG.	LG	TD	NO.	YDS.	AVG.	LG	TD
2023	Packers	2	0	12	36	3.0	8	0	1	11	11.0	11	0
NFL TOTALS		2	0	12	36	3.0	8	0	1	11	11.0	11	0

SINGLE-GAME HIGHS: RUSHING/RECEIVING

Rush Attempts	5 vs. Indianapolis Colts, Sep 15, 2024 4 at Philadelphia Eagles, Sep 06, 2024 ...1 more at 4.	Receiving Yards	9 vs. Los Angeles Chargers, Nov 19, 2023 8 at Denver Broncos, Oct 22, 2023
Rushing Yards	46 at Philadelphia Eagles, Sep 06, 2024 43 vs. Los Angeles Rams, Nov 05, 2023	Longest Receptions	9 vs. Los Angeles Chargers, Nov 19, 2023 6 vs. New Orleans Saints, Sep 24, 2023
Longest Runs	31 vs. Los Angeles Rams, Nov 05, 2023 18 at Philadelphia Eagles, Sep 06, 2024	Scrimmage Yards	48 at Philadelphia Eagles, Sep 06, 2024 43 vs. Los Angeles Rams, Nov 05, 2023
Receptions	2 at Philadelphia Eagles, Sep 06, 2024 2 at Denver Broncos, Oct 22, 2023		

2024 GXG REGULAR SEASON (PACKERS)

DATE	OPPONENT	P/S	RUSHING					RECEIVING				
			NO.	YDS.	AVG.	LG	TD	NO.	YDS.	AVG.	LG	TD
09/06	at Eagles	P	4	46	11.5	18	0	2	2	1.0	2	0
09/15	Colts	P	5	9	1.8	4	0	0	0	0.0	0	0
2024 TOTALS		2-0	9	55	6.1	18	0	2	2	1.0	2	0

ERIC WILSON

45

LINEBACKER
CINCINNATI

Eighth NFL Season | Third Packers Season



Ht: 6-1 | Wt: 230 | Born: September 26, 1994 | NFL Games Played/Started: 110/28 | Acquired: FA-22 (PS-NO)

AT A GLANCE

- » In his first seven seasons in the NFL, appeared in 108 regular-season games with 27 starts for the Minnesota Vikings (2017-20), Philadelphia Eagles (2021), Houston Texans (2021) and Packers (2022-23), recording 278 tackles (147 solo), nine sacks, four interceptions, nine passes defended, two forced fumbles and three fumble recoveries.
- » Has played in six postseason contests with two starts, recording 13 tackles (five solo), a QB hit and two special teams tackles.
- » Ranks No. 4 in the NFL with 24 special teams tackles over the past two seasons (2022-23), per TruMedia.
- » Posted 50 special teams tackles from 2017-23, tied for No. 7 in the NFL among linebackers over that span (TruMedia).
- » Started a career-high 15 games for the Vikings in 2020 and posted career bests in tackles (121), sacks (three) and INTs (three), the only player in the NFL to register 100-plus tackles, three-plus sacks and three-plus INTs in 2020.

2024 SEASON: Has played in both games with one start, recording five tackles (four solo), two tackles for a loss, an interception, a pass defended and a forced fumble...**At Philadelphia (Sept. 6):** Made his first start as a Packer and played 15 snaps on defense, recording four tackles (three solo) and two tackles for a loss. Brought down RB Saquon Barkley for a loss of 5 yards on the Eagles' first play from scrimmage. Tackled Barkley again for a loss of a yard on a run up the middle in the second quarter. Also played a team-high 24 special teams snaps...**Vs. Indianapolis (Sept. 15):** Played eight snaps on defense, recording a solo tackle, an interception, a pass defended and a forced fumble. Forced RB Jonathan Taylor to fumble the ball out of bounds after a catch-and-run late in the third quarter. On the Colts' next drive early in the fourth quarter, intercepted QB Anthony Richardson's pass intended for WR Michael Pittman Jr. over the middle for his first INT as a Packer. Also played a team-high 17 special teams snaps.

REGULAR-SEASON COMPARISON: DEFENSIVE - TENNESSEE TITANS

DATE	OPP	W/L	GP/GS	TACKLES							SACK	YDS	INT	TFL	PD	QBH	TD	MISC		
				TOT	SOLO	ASST	SACK	YDS	INT	TFL								PD	QBH	TD
9/27/20	MIN vs. TEN	L	S	7	4	3	1.0	0.0	0	1	0	0	0	0	0	0	0	0	0	0
11/21/21	HST @ TEN	W	P	0	0	0	0.0	0.0	0	0	0	0	0	0	0	0	0	0	0	0
1/9/22	HST vs. TEN	L	P	0	0	0	0.0	0.0	0	0	0	0	0	0	0	0	0	0	0	0
11/17/22	GB vs. TEN	L	P	0	0	0	0.0	0.0	0	0	0	0	0	0	0	0	0	0	0	0
TOTALS			1/3	4/1	7	4	3	1.0	0.0	0	1	0	0	0	1	0	0	0	0	0

ERIC WILSON'S NFL REGULAR-SEASON DEFENSIVE STATISTICS

YEAR	TEAM	GP	GS	TK	S	TACKLES							INTERCEPTIONS							ST			MISC								
						A	TFL	YDS	SK	YDS	QBH	NO	YDS	LG	TD	PD	FF	FR	TD	YDS	TK	S	A	FF	FR	S	A				
2017	Vikings	16	0	0	0	0	0	0.0	0.0	0	0	0	0	0	0	0	0	0	0	0	0	0	0	8	5	3	1	0	0	0	
2018	Vikings	16	4	32	23	9	4	18	2.0	13.0	5	0	0	0	0	0	0	0	0	0	0	0	0	10	8	2	0	0	0	0	
2019	Vikings	16	6	57	32	25	6	28	3.0	24.0	5	0	0	0	0	0	0	0	0	0	0	0	0	5	4	1	0	1	0	0	
2020	Vikings	16	15	121	62	59	8	36	3.0	14.5	9	3	23	16	0	8	1	2	0	0	0	0	0	7	1	0	1	0	0	0	
2021	Eagles	7	2	43	18	25	1	3	0.0	0.0	1	1	7	7	0	1	0	0	0	0	0	0	0	0	0	0	0	0	0	0	0
2021	Texans	7	0	1	1	0	0	0	0.0	0.0	0	0	0	0	0	0	0	0	0	0	0	0	0	2	1	1	0	0	0	0	
2021	TOTAL	14	2	44	19	25	1	3	0.0	0.0	1	1	7	7	0	1	0	0	0	0	0	0	0	2	1	1	0	0	0	0	
2022	Packers	13	0	4	2	2	1	2	1.0	2.0	0	0	0	0	0	0	0	0	0	0	0	0	0	13	7	6	0	0	0	0	
2023	Packers	17	0	20	9	11	0	0	0.0	0.0	1	0	0	0	0	0	0	0	0	0	0	0	0	11	7	4	0	0	0	0	
2024	Packers	2	1	5	4	1	2	6	0.0	0.0	0	1	0	0	0	1	1	0	0	0	0	0	0	0	0	0	0	0	0	0	
NFL TOTALS		110	28	283	151	132	22	93	9.0	53.5	21	5	30	16	0	10	2	2	0	0	0	0	0	7	50	32	18	1	1	0	

ERIC WILSON'S NFL POSTSEASON DEFENSIVE STATISTICS

YEAR	TEAM	GP	GS	TK	S	A	TACKLES							INTERCEPTIONS							ST			MISC								
							TFL	YDS	SK	YDS	QBH	NO	YDS	LG	TD	PD	FF	FR	TD	YDS	TK	S	A	FF	FR	S	A					
2017	Vikings	2	0	0	0	0	0	0	0.0	0.0	0	0	0	0	0	0	0	0	0	0	0	0	0	0	1	0	1	0	0	0	0	
2019	Vikings	2	2	13	9	4	0	0	0.0	0.0	1	0	0	0	0	0	0	0	0	0	0	0	0	0	0	0	0	0	0	0	0	0
2023	Packers	2	0	5	4	1	0	0	0.0	0.0	0	0	0	0	0	0	0	0	0	0	0	0	0	0	1	1	0	0	1	0	0	
NFL TOTALS		6	2	18	13	5	0	0	0.0	0.0	1	0	0	0	0	0	0	0	0	0	0	0	0	0	2	1	1	0	1	0	0	

SINGLE-GAME HIGHS: DEFENSIVE

Total Tackles 13 vs. Detroit Lions, Nov 08, 2020
 12 vs. Chicago Bears, Dec 29, 2019
Solo Tackles 8 vs. Detroit Lions, Nov 08, 2020
 7 vs. Chicago Bears, Dec 29, 2019
 ...1 more at 7.
Sacks 2.0 vs. Oakland Raiders, Sep 22, 2019
 1.0 at Buffalo Bills, Oct 30, 2022
 ...5 more at 1.0.
Passes Defensed 2 at New Orleans Saints, Dec 25, 2020
 1 vs. Indianapolis Colts, Sep 15, 2024
 ...7 more at 1.
Forced Fumbles 1 vs. Green Bay Packers, Sep 13, 2020
Fumble Recoveries 1 at Green Bay Packers, Nov 01, 2020
 1 vs. Atlanta Falcons, Oct 18, 2020
Tackles For Loss 3 at Detroit Lions, Dec 23, 2018
 2 at Philadelphia Eagles, Sep 06, 2024
 ...4 more at 2.

Interceptions 1 vs. Indianapolis Colts, Sep 15, 2024
 1 vs. Kansas City Chiefs, Oct 03, 2021
 ...3 more at 1.
Interception Return Yards 16 vs. Detroit Lions, Nov 08, 2020
 7 vs. Kansas City Chiefs, Oct 03, 2021
 ...1 more at 7.
Special Teams Tackles 3 at Detroit Lions, Nov 06, 2022
 2 at Minnesota Vikings, Dec 31, 2023
 ...8 more at 2.
Special Teams Forced Fumbles 1 vs. Cincinnati Bengals, Dec 17, 2017
Special Teams Fumble Recoveries 1 vs. Denver Broncos, Nov 17, 2019
Longest Opp Fumble Return 4 at Green Bay Packers, Nov 01, 2020
 3 vs. Atlanta Falcons, Oct 18, 2020

2024 GXG REGULAR SEASON (PACKERS)

DATE OPPONENT	P/S	TK	S	A	SK	YDS	INT	PD	FF	FR
09/06 at Eagles	S	4	3	1	0	0.0	0	0	0	0
09/15 Colts	P	1	1	0	0	0.0	1	1	1	0
2024 TOTALS	2-1	5	4	1	0	0.0	1	1	1	0

COLBY WOODEN

96

DEFENSIVE LINEMAN
AUBURN

Second NFL Season | Second Packers Season



Ht: 6-4 | Wt: 273 | Born: December 21, 2000 | NFL Games Played/Started: 18/0 | Acquired: D4-23

AT A GLANCE

- » Played in all 17 regular-season games as a rookie and registered 17 tackles (10 solo), a half-sack, a tackle for a loss and two QB hits.
- » Appeared in both 2023 postseason contests, recording three tackles (one solo) and a QB hit on defense and adding a blocked field goal on special teams.
- » Appeared in 40 games with 36 starts in four seasons with Auburn, finishing his career with 152 tackles (91 solo), 30 tackles for a loss, 15 sacks, 23 QB hurries, six passes defended, three forced fumbles and three fumble recoveries.
- » Earned first-team all-state honors at Archer High School (Lawrenceville, Ga.), where he helped the Tigers advance to the Class 7A state semifinals.

2024 SEASON: Has played in one game on special teams...Was inactive (healthy scratch) for the other game...**At Philadelphia (Sept. 6):** Played two snaps on special teams...**vs. Indianapolis (Sept. 15):** Inactive (healthy scratch).

COLBY WOODEN'S NFL REGULAR-SEASON DEFENSIVE STATISTICS

YEAR	TEAM	GP	GS	TACKLES							INTERCEPTIONS							ST				MISC					
				TK	S	A	TFL	YDS	SK	YDS	QBH	NO	YDS	LG	TD	PD	FF	FR	TD	YDS	TK	S	A	FF	FR	S	A
2023	Packers	17	0	17	10	7	1	2	0.5	5.0	2	0	0	0	0	0	0	0	0	0	0	0	0	0	0	0	0
2024	Packers	1	0	0	0	0	0	0	0.0	0.0	0	0	0	0	0	0	0	0	0	0	0	0	0	0	0	0	
NFL TOTALS		18	0	17	10	7	1	2	0.5	5.0	2	0	0	0	0	0	0	0	0	0	0	0	0	0	0	0	

COLBY WOODEN'S NFL POSTSEASON DEFENSIVE STATISTICS

YEAR	TEAM	GP	GS	TACKLES							INTERCEPTIONS							ST				MISC				
				TK	S	A	TFL	YDS	SK	YDS	QBH	NO	YDS	LG	TD	PD	FF	FR	TD	YDS	TK	S	A	FF	FR	S
2023	Packers	2	0	3	1	2	0	0	0.0	0.0	1	0	0	0	0	0	0	0	0	0	0	0	0	0	0	0
NFL TOTALS		2	0	3	1	2	0	0	0.0	0.0	1	0	0	0	0	0	0	0	0	0	0	0	0	0	0	

SINGLE-GAME HIGHS: DEFENSIVE

Total Tackles 4 vs. Detroit Lions, Sep 28, 2023
3 at Denver Broncos, Oct 22, 2023

Solo Tackles 2 at New York Giants, Dec 11, 2023
2 at Denver Broncos, Oct 22, 2023
...1 more at 2.

Tackles For Loss 1 vs. Detroit Lions, Sep 28, 2023

2024 GXG REGULAR SEASON (PACKERS)

DATE	OPPONENT	P/S	TK	S	A	SK	YDS	INT	PD	FF	FR	
09/06	at Eagles	P	0	0	0	0.0	0.0	0	0	0	0	
09/15	Colts		INACTIVE									
2024 TOTALS		1-0	0	0	0	0.0	0.0	0	0	0	0	

DEVONTE WYATT

95

DEFENSIVE LINEMAN
GEORGIA

Third NFL Season | Third Packers Season



Ht: 6-3 | Wt: 304 | Born: March 31, 1998 | NFL Games Played/Started: 35/5 | Acquired: D1b-22

AT A GLANCE

- » Set career marks for games played (17), games started (five), tackles (36), solo tackles (18), tackles for a loss (six, tied for No. 4 on the team), sacks (5½, No. 4 on the team) and QB hits (11, No. 4 on the team), and registered his first career fumble recovery in 2023.
- » Appeared in 16 games as a rookie in 2022 and recorded 15 tackles (eight solo), 1½ sacks, three QB hits, a pass defended and a forced fumble.
- » Was one of only two rookie defensive linemen (Dallas DE Sam Williams) to record at least one sack, one forced fumble and three QB hits in 2022 (Stathead.com).
- » Earned second-team All-America honors from *The Associated Press*, first-team All-SEC recognition from the coaches and second-team AP All-SEC honors in 2021.
- » Attended Towers High School (Decatur, Ga.) and earned Class 3A all-state honors as a senior in 2016 from the *Atlanta Journal-Constitution* and the Georgia Sportswriters Association.

2024 SEASON: Has played in both games, recording three tackles (all solo), a team-high three tackles for a loss, a sack, two quarterback hits and a fumble recovery... **At Philadelphia (Sept. 6):** Played 36 snaps on defense, recording a solo tackle, a tackle for a loss and a fumble recovery. Recovered a fumbled snap by QB Jalen Hurts in the first quarter that gave Green Bay the ball at the Philadelphia 13 and the drive resulted in a field goal to extend the lead. Brought down RB Saquon Barkley for a loss of 3 yards on a run up the middle in the fourth quarter... **vs. Indianapolis (Sept. 15):** Appeared on 25 defensive snaps, two tackles (both solo), two tackles for a loss, a sack and two QB hits. Tackled RB Jonathan Taylor for a loss of a yard on a run up the middle in the second quarter. Sacked QB Anthony Richardson for a loss of 6 yards on second-and-10 and the Colts turned it over on downs two plays later.

REGULAR-SEASON COMPARISON: DEFENSIVE - TENNESSEE TITANS

DATE	OPP	W/L	GP/GS	TACKLES							INT	TFL	PD	QBH	TD	MISC	
				TOT	SOLO	ASST	SACK	YDS	FF	FR							
11/17/22	GB vs. TEN	L	P	1	0	1	0	0	0	0	0	0	0	0	0	0	0
TOTALS				0/1	1/0	1	0	1	0.0	0.0	0	0	0	0	0	0	0

DEVONTE WYATT'S NFL REGULAR-SEASON DEFENSIVE STATISTICS

YEAR	TEAM	GP	GS	TK	S	A	TFL	TACKLES				INTERCEPTIONS						ST		MISC											
								YDS	SK	YDS	QBH	NO	YDS	LG	TD	PD	FF	FR	TD	YDS	TK	S	A	FF	FR	S	A				
2022	Packers	16	0	15	8	7	0	0	1.5	6.5	3	0	0	0	1	1	0	0	0	0	0	0	0	0	0	0	0	0	0	0	0
2023	Packers	17	5	36	18	18	6	37	5.5	35.5	11	0	0	0	0	0	1	0	0	0	0	0	0	0	0	0	0	0	0	0	0
2024	Packers	2	0	3	3	0	3	10	1.0	6.0	2	0	0	0	0	0	1	0	0	0	0	0	0	0	0	0	0	0	0	0	0
NFL TOTALS		35	5	54	29	25	9	47	8.0	48.0	16	0	0	0	1	1	2	0	0	0	0	0	0	0	0	0	0	0	0	0	0

DEVONTE WYATT'S NFL POSTSEASON DEFENSIVE STATISTICS

YEAR	TEAM	GP	GS	TK	S	A	TFL	TACKLES				INTERCEPTIONS						ST		MISC												
								YDS	SK	YDS	QBH	NO	YDS	LG	TD	PD	FF	FR	TD	YDS	TK	S	A	FF	FR	S	A					
2023	Packers	2	1	2	2	0	0	0	0.0	0.0	0	0	0	0	0	0	0	0	0	0	0	0	0	0	0	0	0	0	0	0	0	0
NFL TOTALS		2	1	2	2	0	0	0	0.0	0.0	0	0	0	0	0	0	0	0	0	0	0	0	0	0	0	0	0	0	0	0	0	0

SINGLE-GAME HIGHS: DEFENSIVE

Total Tackles	4 at New York Giants, Dec 11, 2023	Forced Fumbles	1 vs. Detroit Lions, Jan 08, 2023
	4 vs. Detroit Lions, Sep 28, 2023	Fumble Recoveries	1 vs. Minnesota Vikings, Oct 29, 2023
Solo Tackles	4 at New York Giants, Dec 11, 2023	Tackles For Loss	2 vs. Indianapolis Colts, Sep 15, 2024
	3 vs. Tampa Bay Buccaneers, Dec 17, 2023		2 vs. Detroit Lions, Sep 28, 2023
	...1 more at 3.		...1 more at 2.
Sacks	1.5 at Chicago Bears, Sep 10, 2023		
	1.0 vs. Indianapolis Colts, Sep 15, 2024		
	...4 more at 1.0.		
Passes Defensed	1 at Detroit Lions, Nov 06, 2022		

2024 GXG REGULAR SEASON (PACKERS)

DATE	OPPONENT	P/S	TK	S	A	SK	YDS	INT	PD	FF	FR
09/06	at Eagles	P	1	1	0	0	0	0	0	0	1
09/15	Colts	P	2	2	0	1	6	0	0	0	0
2024 TOTALS		2-0	3	3	0	1	6	0	0	0	1